

KATA PENGANTAR

Publikasi Statistik Impor Desember ini merupakan kelanjutan dari publikasi sebelumnya yang diterbitkan secara bulanan oleh Badan Pusat Statistik (BPS). Publikasi ini berisi data yang merupakan hasil pengolahan dokumen, baik yang berupa soft copy maupun hard copy. Data yang disajikan dalam publikasi ini, mencakup :

- A. Impor menurut Golongan Barang HS, Golongan Barang SITC, Komoditi (HS), Negara Asal, Pelabuhan Impor, Negara Asal dan Lima Golongan Barang Utama SITC 3 digit, Komoditi tertentu dan Negara Asal Utama
- B. Impor Kawasan Berikat menurut Golongan Barang HS 2 digit, Golongan Barang SITC, Negara Asal, Provinsi dan Pelabuhan Impor

Ucapan terima kasih dan penghargaan yang setinggi-tingginya disampaikan kepada seluruh aparat Bea dan Cukai serta Bank Indonesia yang telah secara teratur dan berkesinambungan mengirimkan dokumen PIB, juga kepada PT. Pertamina yang telah memberikan data impor minyak dan gas secara rutin. Selanjutnya, kepada semua pihak yang telah banyak membantu Badan Pusat Statistik sehingga memungkinkan diterbitkannya publikasi ini, juga disampaikan terima kasih.

Akhirnya, kami mengharapkan semoga publikasi ini dapat bermanfaat bagi pemakai.

Jakarta, Maret 2010
Badan Pusat Statistik
Kepala,

Dr. RUSMAN HERIAWAN
NIP. 340003999

FOREWORD

The monthly publication of import statistics, is a sequential issue from the preceding publication which developed by The BPS-Statistics Indonesia. This Publication contains the data of imports document on both softcopy and hardcopy. The data in this publication covered:

- A. Import by HS Commodity Groups, SITC Commodity Groups, Commodity (HS), Country of Origin, Port of Importation, Country of Origin and Five Major SITC Commodity Group, Certain Commodities import by Main Country of Origin
- B. Bonded Zone import by Commodity 2 Digits HS, by SITC Commodity Group, Country of Origin, by Province and port of Importation

Deeply gratitude and the highest appreciation are due to the Custom Officers and Bank of Indonesia of their contribution of regularly in sending documents, and also to PT. Pertamina for the best cooperation in supporting data of oil and gas so that BPS published this edition successfully.

Finally, it is hoped that this publication would be useful for users.

Jakarta, March 2010
BPS-Statistics Indonesia

Dr. RUSMAN HERIAWAN
Director General

PENJELASAN

1. DAERAH PENCATATAN

Daerah pencatatan statistik dalam publikasi ini meliputi seluruh wilayah Republik Indonesia.

2. SUMBER DOKUMEN

Statistik dikumpulkan berdasarkan dokumen impor (Pemberitahuan Impor Barang (PIB - BC 2.0) dan Pemberitahuan Pengangkutan Barang Impor (PPBI – BC 2.3) yang diisi oleh importir. Dokumen PIB - BC 2.0 dan PPBI - BC 2.3 diterima dari Bea dan Cukai dan berlaku sejak April 1997 berdasarkan Surat Keputusan Menteri Keuangan nomor 101/KMK.05/1997 tanggal 10 Maret 1997.

3. SISTEM PERDAGANGAN

Sistem pencatatan Statistik Perdagangan Luar Negeri mempergunakan Sistem Perdagangan Umum (*the General Trade System*) atau dengan Sistem Perdagangan Khusus (*the Special Trade System*). Dalam Sistem Perdagangan Umum, Kawasan Berikat dianggap sebagai "dalam negeri", sedangkan dalam Sistem Perdagangan Khusus, dianggap sebagai "luar negeri". Sejak Januari 2008, sistem pencatatan Statistik Impor menggunakan Sistem Perdagangan Umum.

4. RUANG LINGKUP

Pencatatan Statistik Impor meliputi seluruh barang-barang yang masuk ke wilayah Indonesia.

5. KASUS KHUSUS

Sebagian impor kapal laut dan pesawat beserta suku cadangnya termasuk dalam Statistik Impor.

Barang-barang luar negeri yang diolah atau diperbaiki didalam negeri tetap dicatat sebagai barang impor, meskipun setelah barang tersebut selesai diproses akan kembali ke luar negeri (*re-ekspor*).

Barang-barang di bawah ini tidak termasuk di dalam Statistik Impor:

- a. Pakaian dan barang-barang perhiasan penumpang.
- b. Barang-barang penumpang untuk dipakai sendiri, kecuali lemari es, pesawat TV dan sebagainya.
- c. Barang-barang yang diimpor untuk keperluan perwakilan (kedutaan) suatu negara.
- d. Barang-barang untuk ekspedisi dan ekshibisi/pameran.
- e. Sebagian barang-barang yang langsung diimpor oleh angkatan bersenjata.
- f. Pembungkus/peti kemas.
- g. Uang dan surat-surat berharga.
- h. Barang-barang sebagai contoh.

6. SISTEM PENGOLAHAN

Data dalam publikasi ini mencakup dokumen PIB selama Desember 2009 yang diterima oleh Badan Pusat Statistik sampai akhir Januari 2010. Sistem pengolahan menggunakan *Carry Over*. Dengan metode ini dokumen-dokumen dari Bea dan Cukai ditunggu selama satu bulan setelah bulan berjalan. Dokumen-dokumen yang datang terlambat akan dimasukkan dalam bulan pengolahan berikutnya.

7. KLASIFIKASI JENIS BARANG

Penggolongan barang yang digunakan di dalam statistik impor adalah klasifikasi Barang Impor yang berdasarkan pada Buku Tarif Bea Masuk Indonesia 2007 (BTBMI 2007) yang mengacu pada amandemen keempat dari World Customs Organization (WCO) sebagai lembaga Internasional yang menyusun klasifikasi Harmonized System (HS). Disamping menggunakan HS sebagai klasifikasi jenis barang, juga digunakan Standard International Trade Classification (SITC) Revisi 4.

8. PERIODE REFERENSI

Periode penentuan impor adalah tanggal penyelesaian dokumen oleh pejabat-pejabat Bea dan Cukai yang terdapat dalam dokumen impor.

9. NILAI BARANG

Nilai barang dinyatakan dalam nilai CIF (US\$) dan nilai Kurs Desember 2009 yang digunakan adalah US\$ 1 = Rp. 9.434,-

10. SATUAN BARANG

Berat barang impor adalah berat bersih dan dinyatakan dalam Kg.

11. NEGARA ASAL

Negara asal adalah negara dimana barang-barang tersebut dihasilkan yang dokumennya setelah diperiksa oleh pejabat Bea dan Cukai dan dinyatakan sesuai dengan peraturan yang berlaku.

EXPLANATORY NOTES

1. AREA RECORDINGS

The statistical recording area in this publication covers the entire territory of the Republic of Indonesia.

2. SOURCE OF DOCUMENTS

Statistics are compiled based on Import Declaration Form (Pemberitahuan Impor Barang (PIB-BC 2.0) or Pemberitahuan Pengangkutan Barang Impor (PPBI-BC 2.3)) of Import documents that are filled by importers. The PIB documents received from Customs and Excise, prevailing on April 1, 1997, based on Minister of Finance Decree No. 101/KMK.05/1997, March 10, 1997.

3. TRADE SYSTEM

The systems of recording Foreign Trade Statistics apply the General Trade System or the Special Trade System. In the General Trade System, the Bonded Zone is regarded as "*Domestic*", while in the Special Trade System; the Bonded Zone is regarded as "*Abroad*". Since January 2008, the systems of recording import Statistics have applied the General Trade System.

4. COVERAGE

The recording Import Statistics covers all goods entering the Indonesian territory.

5. PARTICULAR CASES

5.1 Part of importation of sea vessels and airplanes and their spare parts are included in the Import Statistics.

5.2 Overseas goods which are processed or modified in Indonesian Country are recorded as importation, although after the goods finish process will return to abroad (re-exports).

5.3 The goods here under are not included in the Import Statistics:

- a. Clothes and jewelry of passengers.
- b. Luggage of passengers of own use, except refrigerators, television sets, etc.
- c. Goods imported for the use of foreign countries representations (embassies).
- d. Goods for expeditions and exhibition shows.
- e. A part of the goods directly imported by armed forces.
- f. Packing's containers to be refilled.
- g. Bank notes and securities.
- h. Sample goods.

6. PROCESSING SYSTEM

The data in this publication covers documents of December 2009 were received by the BPS to the end of January, 2010. The documents are processed using a carry over system. The deadline for the acceptance of documents of a certain month is one month after the reference period, which means the end of the following month. The documents accepted after the deadline is considered as the document of the following month.

7. COMMODITY CLASSIFICATION

The classification of goods in this publication applies the 2007 Indonesia's Tariff Classification, based on fourth amendment from World Customs Organization (WCO) as an International Organization who arranged the Classification of Harmonized System (HS). Besides applying the HS, the Standard International Trade Classification (SITC) Revised 4 is also applied in the classification of goods.

8. REFERENCE PERIOD

The period of import determination is the date of settlement/completion by the Customs and Excise Officials as stated in the Import documents.

9. COMMODITY VALUATION

The values recorded, are the CIF value (US\$). The exchange rate use for December 2009, US\$ 1 = Rp. 9.434,-

10. UNIT OF COMMODITY

The net weight of imported goods are presented to Kg.

11. COUNTRY OF ORIGIN

Country of origin is the country in which the goods have been produced, after being verified by Customs and Excise Officials, pursuant to the prevailing regulations

DAFTAR ISI/CONTENTS

		Halaman/Page
	KATA PENGANTAR/FOREWORD	iii-iv
	PENJELASAN/EXPLANATORY NOTES	v-viii
	DAFTAR ISI/CONTENTS	Ix
	RINGKASAN/SUMMARY	xi-xix
Tabel/Table	I-1. Import Menurut Golongan Barang HS/ <i>Import by HS Commodity Groups</i> A. Menurut 21 Golongan Barang HS/ <i>By 21 HS Commodity Groups</i>	1
	B. Menurut Golongan Barang 2 Dijiit HS/ <i>By Commodity Groups 2 Digit Code HS</i>	2
	C. Menurut 40 Golongan Barang HS Terbesar/ <i>By 40 Biggest Commodities 10 Digit HS Code</i>	3
Tabel/Table	I-2. Impor Menurut Golongan Barang SITC/ <i>Import by SITC Commodity Groups</i>	4-8
Tabel/Table	I-3. Impor Menurut Komoditi (HS)/ <i>Import by Commodity (HS)</i>	9-118
Tabel/Table	I-4. Impor Menurut Negara Asal/ <i>Import by Country of Origin</i>	119-122
Tabel/Table	I-5. Impor Menurut Pelabuhan Impor/ <i>Import by Port of Importation</i>	123-125
Tabel/Table	I-6. Impor Menurut Negara Asal dan Lima Golongan Barang (SITC) Utama/ <i>Import by Country of Origin and Five Major SITC Commodity Group</i>	126-160
Tabel/Table	I-7. Impor Komoditi Tertentu Menurut Negara Asal Utama/ <i>Certain Commodities Import by Main Country of Origin</i>	161-165
Tabel/Table	K1. Import Kawasan Berikat Menurut Golongan Barang 2 Dijiit HS/ <i>Bonded Zone Import by Commodity 2 Digits HS</i>	166-167
Tabel/Table	K2. Impor Kawasan Berikat Menurut Golongan Barang SITC/ <i>Bonded Zone Import by SITC Commodity Group</i>	168-172
Tabel/Table	K3. Impor Kawasan Berikat Menurut Negara Asal/ <i>Bonded Zone Import by Country of Origin</i>	173-175
Tabel/Table	K4. Impor Kawasan Berikat Menurut Provinsi dan Pelabuhan Impor/ <i>Bonded Zone Import by Province and Port of Importation</i>	176-177

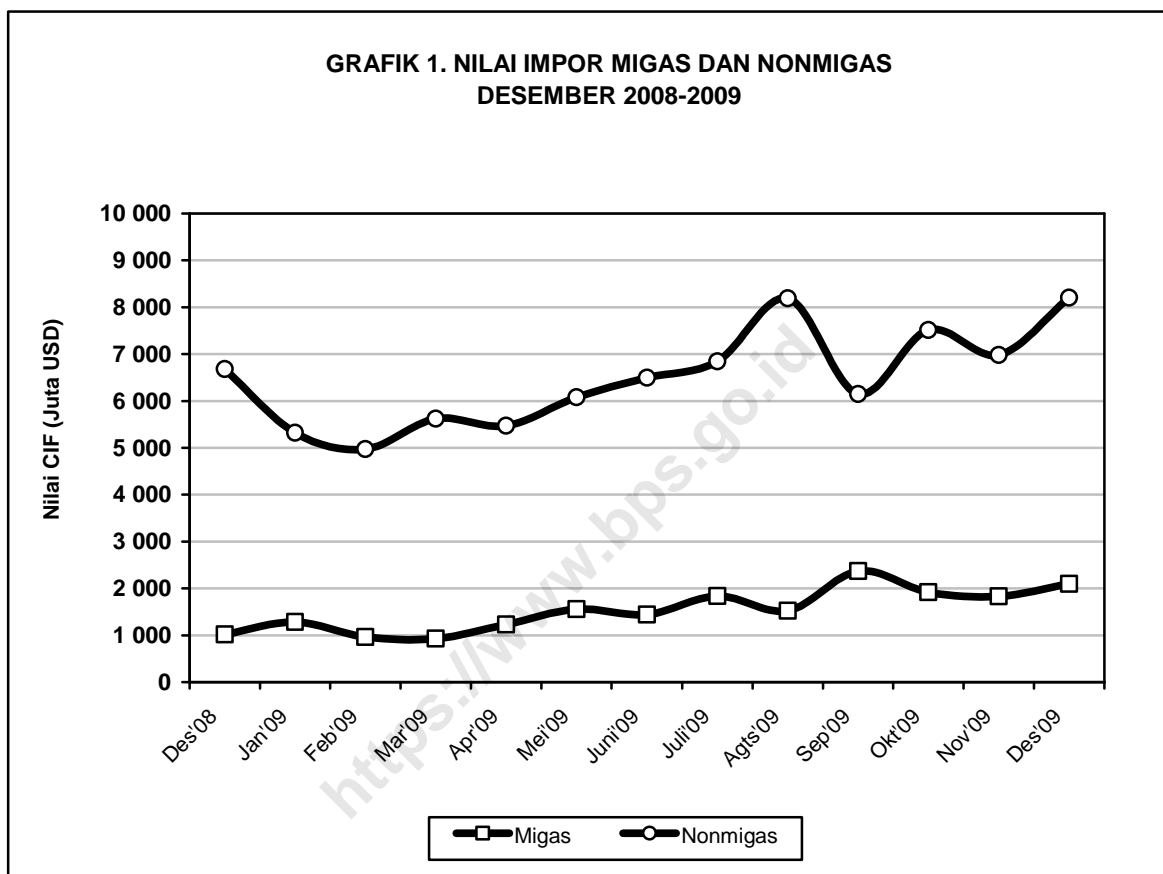
RINGKASAN

Pada Desember 2009 nilai impor mencapai USD10.299,9 juta yang terdiri dari impor melalui Kawasan Berikat sebesar USD1.549,8 juta (15,05 persen) dan di Luar Kawasan Berikat sebesar USD8.750,1 juta (84,95 persen). Nilai impor migas Indonesia mencapai USD2.095,5 juta atau 20,34 persen dari total impor Indonesia. Sedangkan nilai impor nonmigas mencapai USD8.204,4 juta dan memberikan peranan sebesar 79,66 persen terhadap total impor Indonesia.

**TABEL 1. IMPOR MIGAS DAN NONMIGAS
DESEMBER 2008-2009**

Tahun/Bulan	Migas		Nonmigas		Total		
	Indonesia	Kawasan Berikat	Indonesia	Kawasan Berikat	Indonesia	Kawasan Berikat	
Nilai CIF (Juta USD)							
Sistem Perdagangan Umum							
2008	Desember	1 014,4	1,8	6 681,2	1 400,2	7 695,6	1 402,0
2009	Januari	1 281,5	8,7	5 319,1	1 184,0	6 600,6	1 192,7
	Februari	964,4	3,6	4 974,6	1 223,9	5 939,0	1 227,5
	Maret	930,0	1,8	5 624,1	1 265,7	6 554,1	1 267,5
	April	1 232,3	1,6	5 474,5	1 246,4	6 706,8	1 248,0
	Mei	1 560,1	4,2	6 081,2	1 398,9	7 641,3	1 403,1
	Juni	1 441,8	3,9	6 493,7	1 502,6	7 935,5	1 506,5
	Juli	1 836,8	12,6	6 846,5	1 585,4	8 683,3	1 598,0
	Agustus	1 519,9	6,4	8 187,4	1 310,2	9 707,3	1 316,6
	September	2 371,3	1,5	6 145,3	1 440,3	8 516,6	1 441,8
	Oktober	1 916,2	6,5	7 513,9	1 458,7	9 430,1	1 465,2
	November	1 830,9	4,0	6 983,8	1 563,1	8 814,7	1 567,1
	Desember	2 095,5	6,3	8 204,4	1 543,5	10 299,9	1 549,8
Peranan Terhadap Total Impor (%)							
Sistem Perdagangan Umum							
2008	Desember	13,18	0,13	86,82	99,87	100,00	100,00
2009	Januari	19,41	0,73	80,59	99,27	100,00	100,00
	Februari	16,24	0,29	83,76	99,71	100,00	100,00
	Maret	14,19	0,14	85,81	99,86	100,00	100,00
	April	18,37	0,13	81,63	99,87	100,00	100,00
	Mei	20,42	0,30	79,58	99,70	100,00	100,00
	Juni	18,17	0,26	81,83	99,74	100,00	100,00
	Juli	21,15	0,79	78,85	99,21	100,00	100,00
	Agustus	15,66	0,49	84,34	99,51	100,00	100,00
	September	27,84	0,10	72,16	99,90	100,00	100,00
	Oktober	20,32	0,44	79,68	99,56	100,00	100,00
	November	20,77	0,26	79,23	99,74	100,00	100,00
	Desember	20,34	0,41	79,66	99,59	100,00	100,00

Dari total nilai impor migas Indonesia, impor melalui Kawasan Berikat hanya sebesar USD6,3 juta atau 0,30 persen, sedangkan sisanya sebanyak USD2.089,2 juta (99,70 persen) di Luar Kawasan Berikat. Sementara itu, nilai impor nonmigas di Luar Kawasan Berikat mencapai USD6.660,9 juta atau 81,19 persen dan yang melalui Kawasan Berikat sebesar USD1.543,5 juta (18,81 persen).



Dilihat dari peranannya, selama tiga belas bulan terakhir impor migas memberikan kontribusi rata-rata 19,41 persen per bulan dan impor nonmigas sebesar 80,59 persen per bulan. Sementara itu, pada Desember 2009 peranan impor migas mencapai 20,34 persen yang berarti angka tersebut berada di atas rata-rata. Sebaliknya peranan impor nonmigas berada di bawah rata-rata yaitu 79,66 persen.

Dengan diterapkannya Sistem Perdagangan Umum (General Trade System) dalam pencatatan statistik impor, secara keseluruhan nilai impor barang yang tercatat mengalami kenaikan yang nyata (signifikan).


**TABEL 2. PERKEMBANGAN IMPOR MIGAS DAN NONMIGAS
JANUARI-DESEMBER, 2005-2009**

Bulan/ Tahun	Nilai CIF (JutaUSD)			Peranan (%)			
	Migas	Nonmigas	Total	Migas	Nonmigas	Total	
Jan-Des:							
SPK:	2005	17 457,7	40 243,2	57 700,9	30,26	69,74	100,00
	2006	18 962,9	42 102,6	61 065,5	31,05	68,95	100,00
	2007	21 932,8	52 540,6	74 473,4	29,45	70,55	100,00
SPU:	2008	30 552,9	98 644,4	129 197,3	23,65	76,35	100,00
	2009	18 980,7	77 848,5	96 829,2	19,60	80,40	100,00

Keterangan : SPK = Sistem Perdagangan Khusus
SPU = Sistem Perdagangan Umum

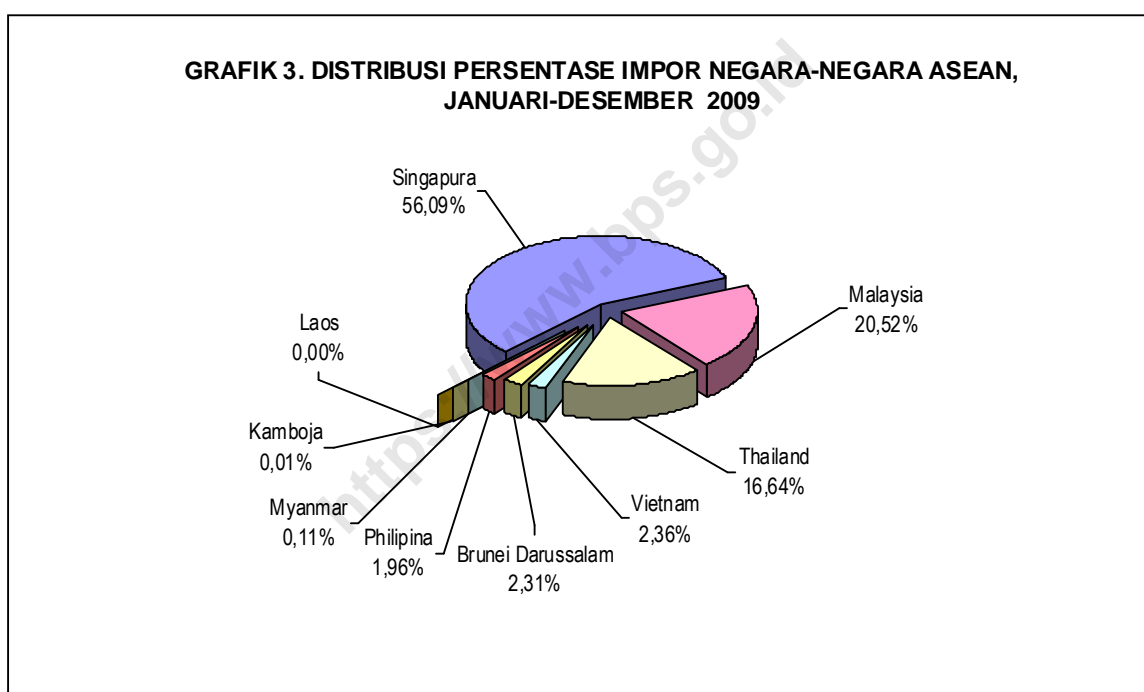
Impor migas Januari-Desember 2009 sebesar USD18.980,7 juta atau menurun 37,88 persen jika dibandingkan impor migas periode sebelumnya. Demikian halnya dengan impor nonmigas Januari-Desember 2009 yaitu sebesar USD77.848,5 juta atau menurun sebesar 21,08 persen dibanding impor nonmigas Januari-Desember 2008 yang sebesar USD98.644,4 juta. Dilihat dari nilainya, selama Januari-Desember pada periode 2005-2009 di dominasi oleh impor nonmigas dengan rata-rata peranan sebesar 73,20 persen per tahun. Dengan demikian dapat disimpulkan bahwa perekonomian Indonesia selama ini masih bertumpu pada sektor nonmigas.

**GRAFIK 2. DISTRIBUSI PERSENTASE IMPOR DARI
DUA BELAS NEGARA UTAMA, JANUARI-DESEMBER 2009**



Dari keseluruhan nilai impor pada Januari-Desember 2009, 74,57 persen berasal dari dua belas negara utama. Singapura menempati posisi pertama, yaitu 16,06 persen dari total impor Indonesia, diikuti oleh Cina (14,46 persen), Jepang (10,17 persen), Amerika Serikat (7,32 persen), Malaysia (5,88 persen), Korea Selatan (4,90 persen), Thailand (4,76 persen), Australia (3,55 persen), Taiwan (2,47 persen), Jerman (2,45 persen), Perancis (1,69 persen), dan Inggris (0,87 persen).

Impor terbesar pada Januari-Desember 2009 berasal dari kelompok sembilan negara APEC Lainnya yakni mencapai 38,11 persen atau sebesar USD36.901,9 juta. Kelompok negara ASEAN berada di urutan berikutnya dengan peranan sebesar 28,63 persen (USD27.722,0 juta), kemudian diikuti kelompok negara Uni Eropa 8,96 persen (USD8.679,9 juta), kelompok negara NAFTA sebesar 8,49 persen (USD8.216,2 juta), dan kelompok negara lainnya menyumbang 15,81 persen (USD15.309,2 juta).



Jika dilihat impor Indonesia dari kelompok ASEAN, selama Januari-Desember 2009 peranan impor yang paling tinggi adalah dari *Singapura* dengan peranan sebesar 56,09 persen dari total impor ASEAN. *Malaysia* menempati urutan kedua sebesar 20,52 persen, diikuti oleh *Thailand* (16,64 persen), *Vietnam* (2,36 persen), *Brunei Darussalam* (2,31 persen), *Philipina* (1,96 persen), sementara peranan impor dari *Myanmar*, *Kamboja* dan *Laos* masih di bawah satu persen.

Dari kelompok negara Uni Eropa, selama Januari-Desember 2009 peranan impor yang paling tinggi adalah dari *Jerman* dengan peranan sebesar 27,34 persen dari total impor Uni Eropa. *Perancis* menempati urutan kedua dengan peranan 18,81 persen, diikuti oleh *Inggris* (9,73 persen), *Italia* (8,37 persen), dan *Swedia* (8,21 persen).

**TABEL 3. NILAI DAN PERANAN IMPOR
DARI KELOMPOK NEGARA ASEAN, NAFTA, DAN UNI EROPA
JANUARI-DESEMBER 2008 DAN 2009**

KELOMPOK NEGARA	Januari-Desember 2008		Januari-Desember 2009	
	Nilai CIF (Juta USD)	Peranan (%)	Nilai CIF (Juta USD)	Peranan (%)
APEC				
ASEAN	40 967,8	31,71	27 722,0	28,63
Thailand	6 334,3	4,90	4 612,9	4,76
Singapura	21 789,5	16,87	15 550,4	16,06
Philippina	755,5	0,58	544,0	0,56
Malaysia	8 922,3	6,91	5 688,4	5,88
Myanmar	29,7	0,02	29,1	0,03
Kamboja	2,0	0,00	3,4	0,00
Brunei Darussalam	2 416,6	1,87	639,6	0,66
Laos	0,2	0,00	0,4	0,00
Vietnam	717,7	0,56	653,8	0,68
NAFTA	9 901,0	7,66	8 216,2	8,49
Amerika Serikat	7 880,1	6,10	7 084,0	7,32
Kanada	1 871,5	1,45	992,5	1,03
Meksiko	149,4	0,11	139,7	0,14
Negara APEC Lainnya	47 511,1	36,78	36 901,9	38,11
Jepang	15 128,0	11,71	9 843,7	10,17
Hongkong	2 367,6	1,83	1 698,2	1,75
Korea Selatan	6 920,1	5,36	4 742,3	4,90
Taiwan	2 850,1	2,21	2 393,2	2,47
Cina	15 247,2	11,80	14 002,2	14,46
Papua New Guinea	19,7	0,02	40,3	0,04
Australia	3 997,5	3,09	3 436,0	3,55
Selandia Baru	706,6	0,55	556,8	0,57
Chile	274,3	0,21	189,2	0,20
UNI EROPA	10 560,0	8,17	8 679,9	8,96
Jerman	3 068,8	2,37	2 373,5	2,45
Perancis	1 689,7	1,31	1 633,1	1,69
Inggris	1 067,6	0,83	844,6	0,87
Italia	999,3	0,77	726,1	0,75
Swedia	1 031,0	0,80	712,3	0,74
Belanda	602,7	0,47	554,1	0,57
Belgia	620,2	0,48	434,3	0,45
Austria	358,5	0,28	259,3	0,27
Spanyol	251,7	0,19	254,0	0,26
Finlandia	359,7	0,28	227,0	0,23
Irlandia	126,4	0,10	185,6	0,19
Denmark	102,6	0,08	116,6	0,12
Hungaria	32,0	0,02	108,4	0,11
Polandia	70,3	0,05	73,2	0,08
Czeska	60,8	0,05	46,6	0,05
Uni Eropa Lainnya	118,7	0,09	131,2	0,13
Lainnya	20 257,4	15,68	15 309,2	15,81
TOTAL IMPOR	129 197,3	100,00	96 829,2	100,00

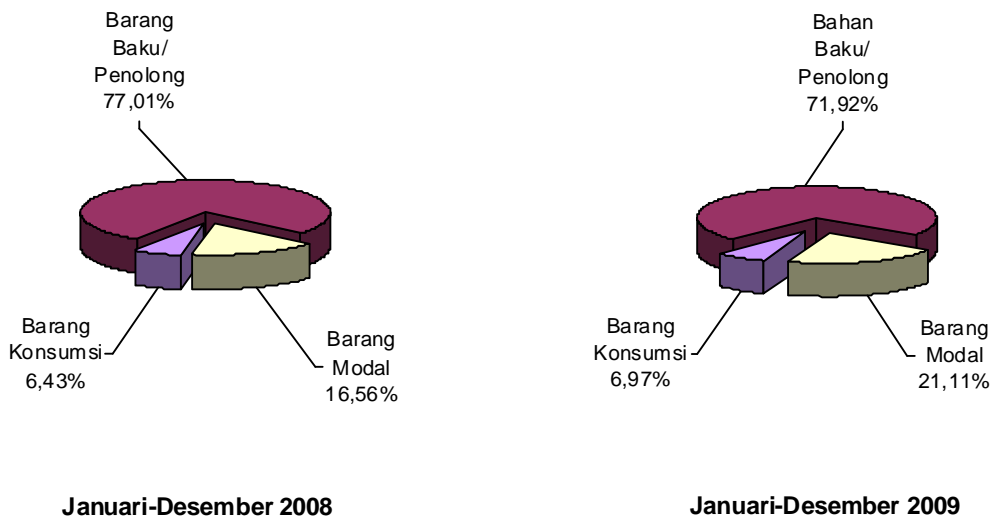
**TABEL 4. IMPOR MENURUT GOLONGAN PENGGUNAAN BARANG
JANUARI – DESEMBER, 2005 - 2009**

Bulan/ Tahun	Nilai CIF (Juta USD)				Peranan (%)				
	Barang Konsumsi	Bahan Baku/ Penolong	Barang Modal	Total	Barang Konsumsi	Bahan Baku/ Penolong	Barang Modal	Total	
Jan-Des :									
SPK:	2005	4 620,5	44 792,0	8 288,4	57 700,9	8,01	77,63	14,36	100,00
	2006	4 738,2	47 171,4	9 155,9	61 065,5	7,76	77,25	14,99	100,00
	2007	6 539,1	56 484,7	11 449,6	74 473,4	8,78	75,85	15,37	100,00
SPU:	2008	8 303,7	99 492,7	21 400,9	129 197,3	6,43	77,01	16,56	100,00
	2009	6 752,6	69 638,1	20 438,5	96 829,2	6,97	71,92	21,11	100,00

Keterangan : SPK = Sistem Perdagangan Khusus
SPU = Sistem Perdagangan Umum

Rata-rata nilai impor Januari-Desember periode 2005-2009 adalah sebesar USD83.853,3 juta dengan rata-rata nilai impor barang konsumsi dan peranannya USD6.190,8 juta (7,59 persen), impor *bahan baku/penolong* sebesar USD63.515,8 juta (75,93 persen), dan impor *barang modal* sebesar USD14.146,7 juta (16,48 persen). Jika dibandingkan Januari-Desember 2008, maka nilai impor semua golongan barang periode yang sama 2009 mengalami penurunan yang cukup tinggi. Penurunan tertinggi terjadi pada kelompok bahan baku/penolong yaitu sebesar 30,01 persen. Sementara itu, impor kelompok barang konsumsi dan barang modal menurun masing-masing sebesar 18,68 persen dan 4,50 persen.

**GRAFIK 5. PERSENTASE NILAI IMPOR INDONESIA
MENURUT GOLONGAN PENGGUNAAN BARANG
JANUARI-DESEMBER 2008 DAN 2009**



Dilihat dari peranannya selama Januari-Desember periode 2005-2009, rata-rata peranan tertinggi diberikan oleh impor bahan baku/penolong yaitu 75,93 persen, diikuti oleh rata-rata impor barang modal sebesar 16,48 persen dan rata-rata impor bahan konsumsi sebesar 7,59 persen. Sementara itu, peran barang konsumsi yang tertinggi dicapai di tahun 2007 yaitu sebesar 8,78 persen. Golongan bahan baku/penolong memberikan peranan tertinggi di tahun 2005 sebesar 77,63 persen, sedangkan golongan barang modal peran tertingginya dicapai pada tahun 2009 sebesar 21,11 persen.

Jika dibandingkan dengan periode yang sama tahun sebelumnya, peranan nilai impor *barang konsumsi* dan *barang modal* terhadap keseluruhan nilai impor pada Januari-Desember 2009 mengalami peningkatan masing-masing dari 6,43 persen menjadi 6,97 persen (naik 0,54 poin) dan dari 16,56 persen menjadi 21,11 persen (naik 4,55 poin). Sebaliknya impor *bahan baku/penolong* menurun dari 77,01 persen menjadi 71,92 persen (turun 5,09 poin).

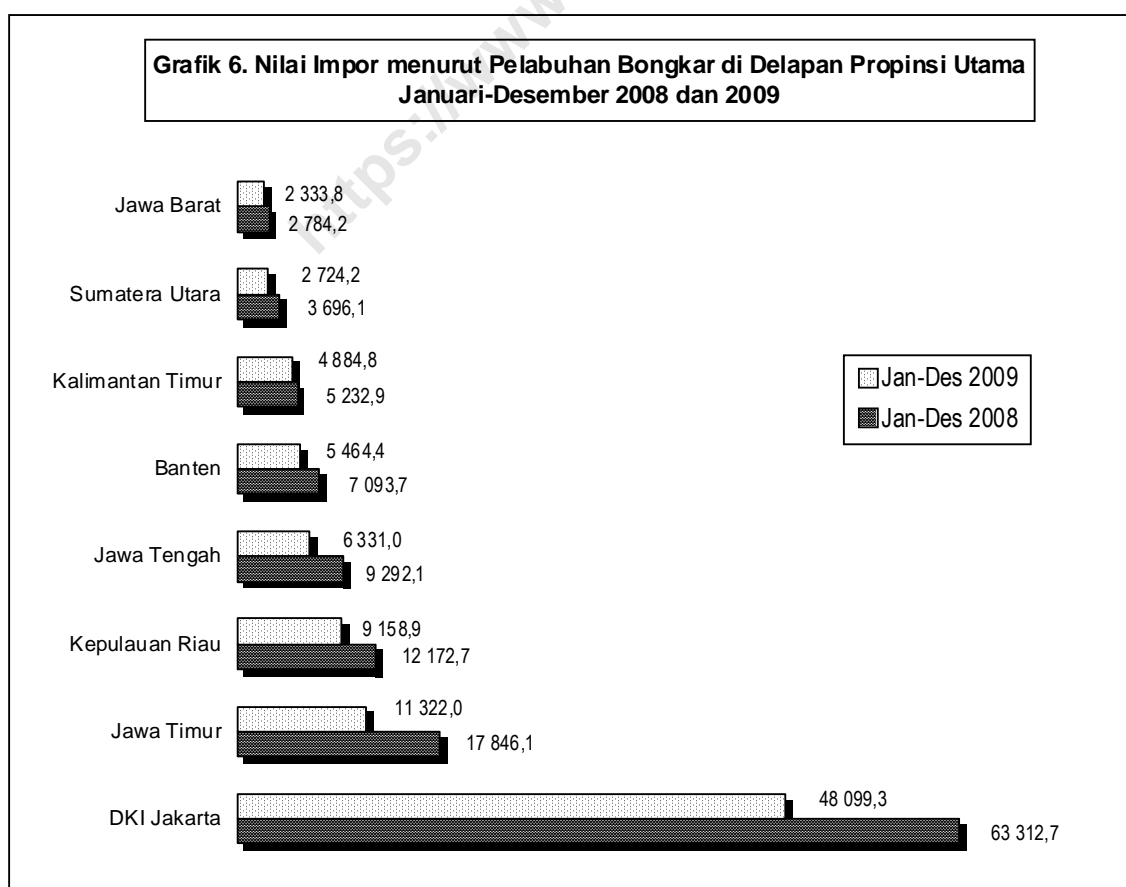
Menurut golongan barang SITC (Standard International Trade Classification) 1 digit, kelompok barang utama impor selama Januari-Desember 2009 adalah kelompok *mesin dan alat angkutan* dengan nilai sebesar USD35.716,6 juta dan memberikan peran sebesar 36,88 persen dari total impor Indonesia Januari-Desember 2009. Dilihat dari nilainya, maka nilai impor kelompok ini menurun sebesar 16,40 persen jika dibandingkan periode yang sama tahun sebelumnya. Namun, dilihat dari peranan impor kelompok barang ini mengalami peningkatan sebesar 3,81 poin yaitu dari 33,07 persen menjadi 36,88 persen.

**TABEL 5. IMPOR MENURUT SITC-1 DIJIT
JANUARI-DESEMBER, 2008 DAN 2009**

SITC	Januari-Desember 2008		Januari-Desember 2009		Perubahan Jan-Des'09 thd Jan-Des'08 (%)
	Nilai CIF (Juta USD)	Peranan (%)	Nilai CIF (Juta USD)	Peranan (%)	
0 Bahan Makanan dan Binatang Hidup	7 920,8	6,13	7 270,5	7,51	-8,21
1 Minuman dan Tembakau	478,4	0,37	423,8	0,44	-11,41
2 Bahan Baku dan Hasil Tambang	7 381,8	5,71	4 979,9	5,14	-32,54
3 Minyak dan Bahan Bakar Mineral	30 651,8	23,73	19 066,6	19,69	-37,80
4 Minyak Nabati dan Hewani	127,4	0,10	114,1	0,12	-10,44
5 Bahan Kimia dan produknya	15 988,4	12,38	11 803,8	12,19	-26,17
6 Barang-barang Buatan Pabrik	20 158,6	15,60	14 125,1	14,59	-29,93
7 Mesin dan Alat Angkutan	42 725,7	33,07	35 716,6	36,88	-16,40
8&9 Lainnya	3 764,4	2,91	3 328,8	3,44	-11,57
Total Impor	129 197,3	100,00	96 829,2	100,00	5,99

Impor kelompok barang SITC 1 dijit yang terbesar berikutnya adalah *minyak dan bahan bakar mineral* dengan nilai USD19.066,6 juta dengan peran sebesar 19,69 persen, diikuti oleh *barang-barang buatan pabrik* sebesar USD14.125,1 juta (14,59 persen). Selanjutnya yaitu *bahan kimia dan produknya* sebesar USD11.803,8 juta (12,19 persen), *bahan makanan dan binatang hidup* sebesar USD7.270,5 juta (7,51 persen), *bahan baku dan hasil tambang* sebesar USD4.979,9 juta (5,14 persen), *kelompok barang lainnya* sebesar USD3.328,8 juta (3,44 persen), *minuman dan tembakau* sebesar USD423,8 juta (0,44 persen), dan *minyak nabati dan hewani* sebesar USD114,1 juta (0,12 persen).

Selama Januari-Desember 2009, pelabuhan di DKI Jakarta membongkar barang impor terbesar dibanding dengan pelabuhan di provinsi lain, yaitu sebesar USD48.099,3 juta atau 49,67 persen dari total impor Indonesia. Provinsi dengan impor terbesar kedua adalah Jawa Timur yang mencapai USD11.322,0 juta (11,69 persen), diikuti Kepulauan Riau USD9.158,9 juta (9,46 persen), Jawa Tengah USD6.331,0 juta (6,54 persen), dan Banten USD5.464,4 juta (5,64 persen). Kemudian nilai impor yang masuk melalui propinsi Kalimantan Timur, Sumatera Utara, dan Jawa Barat masing-masing sebesar USD4.884,8 juta, USD2.724,2 juta, dan USD2.333,8 juta. Sementara nilai impor ke propinsi lainnya masih berada di bawah



USD1,5 miliar.

Dibandingkan periode yang sama tahun 2008, seluruh provinsi utama diatas mengalami perubahan negatif. Dua provinsi mengalami penurunan di atas 30 persen, yaitu sebesar Jawa Timur sebesar 36,56 persen dan Jawa Tengah sebesar 31,87 persen. Empat provinsi berikutnya menurun antara 30 persen dan 20 persen yaitu Sumatra Utara sebesar 26,30 persen, Kepulauan Riau 24,76 persen, DKI Jakarta 24,03 persen, dan Banten 22,97 persen. Sementara itu, dua provinsi lainnya menurun dibawah 20 persen, yaitu Jawa Barat dan Kalimantan Timur masing-masing sebesar 16,18 persen dan 6,65 persen.

TABEL 6. NILAI DAN PERANAN IMPOR MENURUT PROPINSI ¹⁾
JANUARI-DESEMBER 2008 DAN 2009

Provinsi	Januari-Desember 2008		Januari-Desember 2009		Perubahan Jan-Des'09 thd Jan-Des'08 (%)
	Nilai CIF (Juta USD)	Peranan (%)	Nilai CIF (Juta USD)	Peranan (%)	
Nangroe Aceh Darussalam	384,2	0,30	117,0	0,12	-69,55
Sumatra Utara	3 696,1	2,86	2 724,2	2,81	-26,30
Sumatra Barat	476,5	0,37	346,3	0,36	-27,32
Riau	1 627,5	1,26	732,1	0,76	-55,02
Jambi	146,3	0,11	92,5	0,10	-36,77
Sumatera Selatan	225,7	0,18	224,8	0,23	-0,40
Bengkulu	4,6	0,00	4,4	0,00	-4,35
Lampung	1 132,6	0,88	1 369,4	1,41	20,91
Bangka Belitung	51,7	0,04	51,5	0,05	-0,39
Kepulauan Riau	12 172,7	9,42	9 158,9	9,46	-24,76
DKI Jakarta	63 312,7	49,01	48 099,3	49,67	-24,03
Jawa Barat	2 784,2	2,16	2 333,8	2,41	-16,18
Jawa Tengah	9 292,1	7,19	6 331,0	6,54	-31,87
D I Yogyakarta	0,5	0,00	1,0	0,00	100,00
Jawa Timur	17 846,1	13,81	11 322,0	11,69	-36,56
Banten	7 093,7	5,49	5 464,4	5,64	-22,97
B A L I	732,5	0,57	715,3	0,74	-2,35
Nusa Tenggara Barat	292,5	0,23	177,9	0,18	-39,18
Nusa Tenggara Timur	2,8	0,00	5,6	0,01	100,00
Kalimatan Barat	103,0	0,08	86,0	0,09	-16,50
Kalimantan Tengah	38,6	0,03	35,0	0,04	-9,33
Kalimantan Selatan	324,3	0,25	953,8	0,99	194,11
Kalimantan Timur	5 232,9	4,05	4 884,8	5,05	-6,65
Sulawesi Utara	25,1	0,02	19,6	0,02	-21,91
Sulawesi Tengah	4,0	0,00	13,0	0,01	225,00
Sulawesi Selatan	871,6	0,67	649,1	0,67	-25,53
Sulawesi Tenggara	0,7	0,00	7,7	0,01	1 000,00
Gorontalo	0,0	0,00	0,0	0,00	---
Maluku	115,7	0,09	97,2	0,10	-15,99
Maluku Utara	0,0	0,00	0,0	0,00	---
Papua Barat	0,4	0,00	11,0	0,01	2 650,00
Papua	1 206,0	0,93	800,6	0,83	-33,62
TOTAL IMPOR	129 197,3	100,00	96 829,2	100,00	-25,05

Keterangan : ¹⁾ = melalui pelabuhan bongkar yang terdapat di propinsi

I-1. IMPOR MENURUT GOLONGAN BARANG HS / IMPORT BY HS COMMODITY GROUPS
A. MENURUT 21 GOLONGAN BARANG (HS) / BY 21 HS COMMODITY GROUP
***** DESEMBER / DECEMBER 2009 *****

HS	Uraian golongan barang <i>Group description</i>	Berat bersih / <i>Net weight (Kg)</i>		Nilai / <i>Value C.I.F (U S \$)</i>	
		Bulan ini	Kumulatif	Bulan ini	Kumulatif
		<i>Current month</i>	<i>Cum. Jan. to date</i>	<i>Current month</i>	<i>Cum. Jan. to date</i>
I	Live animals; animal product	71.279.174	813.501.475	139.652.320	1.502.321.663
II	Vegetable products	671.306.472	9.107.042.551	285.481.287	3.697.050.591
III	Fats, oils, waxes of animal/vegetable	6.088.727	93.968.150	11.064.281	128.754.523
IV	Foodstuffs, beverages, spirits and tobacco	460.730.166	5.581.970.601	322.976.981	3.473.702.850
IX	Wood and its articles, plaiting materials	50.889.105	517.080.667	25.507.529	243.948.278
V	Mineral products	4.195.439.703	44.457.913.534	2.188.242.207	19.931.057.143
VI	Prod. of chemical or allied industries	1.019.850.765	9.433.050.481	934.863.361	9.186.341.037
VII	Plastics, rubber and articles there of	234.538.374	2.268.160.059	450.232.360	4.335.949.777
VIII	Raw hides, skins, leather and articles	5.117.391	63.817.597	25.043.070	300.064.452
X	Pulp, paper and articles there of	383.670.858	3.964.315.118	200.531.139	1.880.559.201
XI	Textiles & textile articles	130.514.638	1.294.213.342	394.747.397	4.171.165.638
XII	Footwear, umbrellas, artificial flowers	4.273.084	39.710.656	13.366.568	153.065.088
XIII	Cement, plaster, glass, ceramic products	65.799.107	555.890.405	48.376.675	454.348.953
XIV	Pearls & precious/semiprecious stones	531.016	4.093.698	7.047.943	61.104.264
XIX	Arms and ammunition; parts & accessories	28.509	264.901	2.430.004	41.324.578
XV	Base metals and articles there of	1.116.731.656	9.058.622.053	1.074.909.615	9.557.108.440
XVI	Machinery, electric, electronic equipments	230.081.263	2.262.912.700	2.624.307.548	25.928.340.145
XVII	Vehicles, aircraft, and vessels	201.060.966	1.610.660.955	1.347.684.997	9.920.294.064
XVIII	Optical, photographic, musical instruments	6.111.842	65.568.888	146.065.799	1.315.090.510
XX	Miscellaneous manufactures articles.	18.463.311	160.931.904	57.030.479	543.223.241
XXI	Works of art, antiques special provisions	83.154	716.160	386.389	3.800.545
TOTAL IMPORT		8.872.589.281	91.354.405.895	10.299.947.949	96.829.244.981

I-1. IMPOR MENURUT GOLONGAN BARANG (HS) / IMPORT BY HS COMMODITY GROUPS
B. MENURUT GOLONGAN BARANG 2 DIJIT HS / BY COMMODITY 2 DIGITS HS
***** DESEMBER / DECEMBER 2009 *****

HS	Uraian golongan barang <i>Group description</i>	Berat bersih / <i>Net weight (Kg)</i>		Nilai / <i>Value C.I.F (U S \$)</i>	
		Bulan ini	Kumulatif	Bulan ini	Kumulatif
		<i>Current month</i>	<i>Cum. Jan. to date</i>	<i>Current month</i>	<i>Cum. Jan. to date</i>
01	Live animals	13.464.306	234.453.579	26.574.366	438.204.469
02	Meat and edible meat offal	12.124.351	116.089.977	31.585.703	278.025.664
03	Fish and crustaceans	14.962.074	173.440.915	14.117.475	148.975.783
04	Dairy products, bird's eggs, natural honey	29.124.151	279.111.081	64.958.853	610.487.871
05	Products of animal origin	1.604.292	10.405.923	2.415.923	26.627.876
06	Live trees and other plants	88.434	465.782	67.144	1.088.307
07	Edible vegetables and certain roots and tubers	36.248.017	652.406.210	23.164.853	299.006.503
08	Edible fruits and nuts	61.164.427	628.143.927	57.306.556	606.817.760
09	Coffee, tea, mate, and spices	8.351.026	59.521.950	9.095.147	62.105.065
10	Cereals	326.497.068	5.255.689.076	90.217.135	1.506.214.641
11	Products of the milling industry; malt, starches	105.805.481	971.965.667	38.204.244	353.861.431
12	Oil seeds and oleaginous fruits; grains, seed, and fruits	132.097.018	1.529.789.385	63.280.915	826.904.215
13	Lac; gums; resins and other vegetable saps and extracts	900.096	8.199.346	4.125.591	40.712.936
14	Vegetable plaiting materials; vegetable products	154.905	861.208	19.702	339.733
15	Animal or vegetable oils/fats and their cleavage products	6.088.727	93.968.150	11.064.281	128.754.523
16	Preparations of meat/fish/crustaceans/molluscs or other aquatic	644.415	5.043.184	1.267.155	12.539.555
17	Sugar and sugar confectionery	139.151.132	1.665.533.319	83.185.521	704.561.152
18	Cocoa and cocoa preparations	3.700.907	46.866.422	11.094.801	121.306.203
19	Preparations of cereals, flour, starch or milk; pastrycooks' products	5.143.655	49.423.189	10.526.430	105.396.860
20	Preparations of vegetables, fruits, nuts or other part of plants	4.910.256	50.861.419	6.486.978	70.100.940
21	Miscellaneous edible preparations	9.197.271	101.700.304	31.519.451	356.355.719
22	Beverages, spirit, and vinegar	7.997.271	97.471.936	4.370.005	58.842.940
23	Residues and waste from the food industries	284.048.007	3.501.382.594	135.830.751	1.678.829.251
24	Tobacco and manufactured tobacco substitutes	5.937.252	63.688.234	38.695.889	365.770.230
25	Salts; sulphur; earths and stone; plastering materials, lime and	724.072.305	6.805.173.353	57.491.315	617.602.082
26	Ores, slag, and ash	173.318.572	1.402.588.338	21.599.938	223.082.294
27	Mineral fuels, mineral oils and products of their distillation	3.298.048.826	36.250.151.843	2.109.150.954	19.090.372.767
28	Inorganic chemicals	358.962.746	2.601.127.776	141.876.382	1.028.005.624
29	Organic chemicals	291.676.992	3.469.375.390	373.513.399	3.941.073.728
30	Pharmaceutical products	1.479.092	18.661.945	33.484.089	381.496.671
31	Fertilizers	262.324.914	2.235.267.698	88.441.313	844.790.048
32	Tanning or dyeing extracts	24.596.572	261.452.009	66.510.146	698.299.404
33	Essential oils and resinoids; perfumery, cosmetic or toilet preparatio	6.218.537	75.957.235	49.824.904	515.139.744
34	Soap, organic surface-active agents, washing, and lubricating	15.626.477	151.618.872	34.509.696	328.010.559
35	Albuminoidal substances; modified starches; glues; enzymes	13.673.012	161.100.711	22.464.024	241.740.053
36	Explosives; pyrotechnic products; matches; certain combustible	1.646.169	16.852.691	12.434.694	63.175.293
37	Photographic and cinematographic goods	1.564.028	14.708.009	9.015.243	71.293.593
38	Miscellaneous chemical products	42.082.226	426.928.145	102.789.471	1.073.316.320
39	Plastics and articles thereof	190.029.091	1.882.294.946	322.115.398	3.210.688.696
40	Rubber and articles thereof	44.509.283	385.865.113	128.116.962	1.125.261.081

I-1. IMPOR MENURUT GOLONGAN BARANG (HS) / IMPORT BY HS COMMODITY GROUPS
B. MENURUT GOLONGAN BARANG 2 DIJIT HS / BY COMMODITY 2 DIGITS HS
***** DESEMBER / DECEMBER 2009 *****

H S	Uraian golongan barang Group description	Berat bersih / Net weight (Kg)		Nilai / Value C.I.F (U S \$)	
		Bulan ini Current month	Kumulatif Cum. Jan. to date	Bulan ini Current month	Kumulatif Cum. Jan. to date
41	Raw hides, skins, and leather	3.066.970	41.495.185	15.721.502	216.679.723
42	Articles of leather; saddlery and harness; travel goods and similar	2.038.307	22.228.512	9.281.309	82.623.443
43	Furskins and artificial fur; manufactures thereof	12.114	93.900	40.259	761.286
44	Wood and articles of wood; wood charcoal	50.738.564	515.793.095	25.176.684	240.780.166
45	Cork and articles of cork	86.829	593.932	244.569	1.830.710
46	Manufactured of straw or other plaiting materials; basketware and	63.712	693.640	86.276	1.337.402
47	Pulp of wood or of other fibrous cellulosic material; recovered	327.475.749	3.366.006.313	100.046.068	950.856.008
48	Paper and paperboard; articles of paper pulp or of	55.586.612	591.485.568	96.858.960	872.212.233
49	Printed books, newspapers, pictures, and other products of printing	608.497	6.823.237	3.626.111	57.490.960
50	Silk	65.713	978.879	520.704	7.158.575
51	Wool, fine or coarse animal hair; horse hair yarn, woven fabrics of	255.013	3.504.087	5.192.634	46.876.211
52	Cotton	78.306.403	687.392.184	161.888.992	1.476.114.578
53	Other vegetable textile fibres; paper yarns and woven fabrics of	1.001.689	13.456.446	2.858.586	26.957.677
54	Man-made filaments	8.723.191	116.056.282	46.160.488	572.117.915
55	Man-made staple fibres	17.845.226	205.735.898	51.873.331	561.724.693
56	Wadding, felt, and non-wovens	3.993.590	44.047.790	11.831.346	142.774.846
57	Carpets and other textile floor coverings	1.183.544	9.594.690	2.298.017	19.338.532
58	Special woven fabrics; tufted textile fabrics; lace; tapestries; embro	986.325	15.910.464	11.577.549	179.689.045
59	Impregnated, coated, covered or laminated textile fabrics	5.166.804	50.369.793	24.076.189	248.212.495
60	Knitted or crocheted fabrics	7.791.476	84.401.433	54.882.361	628.493.600
61	Articles of apparel and clothing accessories, knitted or crocheted	1.552.076	18.678.074	8.938.977	108.000.056
62	Articles of apparel and clothing accessories, not knitted or	1.786.099	19.569.611	8.460.305	105.837.928
63	Other made up textile articles; sets; worn clothing and worn textile a	1.857.489	24.517.711	4.187.918	47.869.487
64	Footwear, gaiters and the like; parts of such articles	2.541.134	31.605.481	9.997.743	131.621.438
65	Headgear and parts thereof	162.235	1.609.953	752.149	8.619.172
66	Umbrellas, walking sticks, seat-sticks, whips, riding crops and parts	1.394.652	5.317.334	1.898.679	7.007.280
67	Prepared feathers and articles; artificial flowers; articles of human	175.063	1.177.888	717.997	5.817.198
68	Articles of stone, plaster, cement, asbestos, mica or similar material	14.393.897	126.146.371	13.212.283	120.077.810
69	Ceramic products	27.417.068	228.919.373	14.364.935	155.657.874
70	Glass and glassware	23.988.142	200.824.661	20.799.457	178.613.269
71	Natural and cultured pearls, precious/semi precious stones, and	531.016	4.093.698	7.047.943	61.104.264
72	Iron and steel	905.625.855	6.957.516.490	542.505.892	4.356.621.010
73	Articles of iron and steel	105.497.992	1.171.493.793	249.161.870	2.784.066.519
74	Cooper and articles thereof	15.467.548	164.615.443	49.710.136	562.886.858
75	Nickel and articles thereof	300.031	1.987.742	3.056.931	24.942.711
76	Aluminium and articles thereof	49.900.478	392.431.436	115.494.959	862.280.891
78	Lead and articles thereof	9.796.948	77.584.094	22.389.414	138.075.636
79	Zinc and articles thereof	11.030.647	113.841.325	24.525.625	189.971.797
80	Tin and articles thereof	157.025	2.020.728	1.091.133	13.233.491
81	Other base metal; cermets; and articles thereof	399.317	3.597.353	3.918.660	38.145.344
82	Tools, implements, cutlery, spoon and forks, of base metal and	5.188.329	45.649.222	27.092.116	244.668.856
83	Miscellaneous articles of base metal	13.367.486	127.884.427	35.962.879	342.215.327
84	Nuclear reactors, boilers, machinery and mechanical appliances;	162.289.424	1.597.145.407	1.413.045.503	14.623.058.352
85	Electrical machinery and equipments; sound	67.791.839	665.767.293	1.211.262.045	11.305.281.793
86	Railway and tramway locomotive, mechanical traffic, and all kinds	1.101.296	8.072.344	10.014.183	73.327.789
87	Vehicles other than railway/tramway, and parts and accessories	47.782.725	421.739.119	357.512.498	3.151.147.992
88	Aircraft and its components	702.216	6.581.909	705.600.534	3.241.462.128
89	Ships, boat, and floating structures	141.666.147	1.002.694.340	176.231.589	2.701.999.158
90	Optical, photographic, cinematographic, measuring, checking,	4.612.198	51.054.186	135.466.879	1.184.173.338
91	Clocks and watches and parts thereof	489.142	4.173.185	2.614.372	35.983.963
92	Musical instruments; parts and accessories of such articles	1.010.502	10.341.517	7.984.548	94.933.209
93	Arms and ammunition; parts and accessories thereof	28.509	264.901	2.430.004	41.324.578
94	Furnitures, bedding, mattress supports, cushions and stuffed	9.103.460	75.562.921	27.468.036	220.860.512
95	Toys, games and sports requisites; parts and accessories thereof	4.211.913	37.681.080	10.542.382	110.169.306
96	Miscellaneous manufactured articles	5.147.938	47.687.903	19.020.061	212.193.423
97	Works of arts, collectors' piece and antiques	83.154	716.160	386.389	3.800.545
98	Vehicles in ckd and their components	9.808.582	171.573.243	98.326.193	752.986.997
	TOTAL IMPORT	8.872.589.281	91.354.405.895	10.299.947.949	96.829.244.981

I-1. IMPOR MENURUT GOLONGAN BARANG (HS) / IMPORT BY HS COMMODITY GROUPS
C. MENURUT 40 GOLONGAN BARANG (HS) TERBESAR / BY BIG 40 COMMODITIES (HS)
***** DESEMBER / DECEMBER 2009 *****

H S	Uraian golongan barang Group description	Berat bersih / Net weight (Kg)		Nilai / Value C.I.F (U S \$)	
		Bulan ini Current month	Kumulatif Cum. Jan. to date	Bulan ini Current month	Kumulatif Cum. Jan. to date
2709001000	Crude Petroleum Oil	1.387.311.403	15.303.443.304	834.719.692	7.361.889.450
2710111200	Motor Spirit, Premium Unleaded	763.751.485	7.468.081.938	544.323.572	4.451.590.955
2710197100	High Speed Diesel Fuel	563.368.079	6.918.152.433	350.714.602	3.734.396.648
8802401000	Aeroplanes Of An Unladen Weight > 15,000 Kg	626.556	5.876.948	672.083.123	3.039.981.018
8517120000	Telephones For Cellular Networks/for Other Wireless Networks	1.343.815	9.872.465	225.904.489	1.747.719.917
1001901900	Other Wheat, For Human Consumption	286.043.595	4.649.128.876	76.830.496	1.313.894.579
2304000000	Oil-cake&other Solid Residues,in Pellet Form, From The Extract Of Soyabean Oil	191.493.400	2.324.279.677	83.094.338	1.019.553.288
5201000000	Cotton, Not Carded/combed.	68.574.722	570.902.062	98.290.965	765.359.125
8529904000	Parts Of Digital Cameras/video Camera Recorders With App Of Hd 85.25 To 85.28	579.860	5.564.376	78.183.323	765.339.334
2710117000	Naphtha, Reformate Or Preparations For Preparing Spirits	84.979.265	1.203.968.071	57.943.460	645.547.430
2710197900	Other Fuel Oils	134.831.972	1.557.139.822	64.652.505	637.573.622
7207121000	Slabs Of Iron/non Alloy, Cont.< 0,25% Of Carbon, Other Than Square	210.563.985	1.398.861.190	105.726.841	609.986.903
1201009000	Other Soya Beans, Whether Or Not Broken	123.027.018	1.265.182.142	54.147.353	599.072.060
2902430000	P-xylene	45.525.133	653.540.011	47.086.067	596.414.672
8542390000	Other Electronic Integrated Circuits	205.832	2.288.111	62.475.341	553.343.817
8901902400	Other Vessels, Motorised Of Gross Tonnage > 500 But <= 4000 Ton	5.422.100	57.398.719	2.690.000	535.082.272
8471302000	Laptop Incl Notebooks	733.067	6.044.829	67.859.911	528.864.892
2901210000	Ethylene	68.215.046	663.714.441	66.594.812	518.511.483
2710111600	Other Motor Spirit, Unleaded	96.905.185	820.379.620	67.258.952	489.241.919
1701110010	Cane Sugar,icumsa Minimal 1200	99.662.120	1.190.970.810	55.541.921	485.801.756
8904001900	Tugs Of Gro Tonnage >26 Ton, Of A Power <= 4000 Hp	1.049.000	19.226.353	17.474.160	482.600.262
8517709900	Other Parts In Subheading 85.17.70	368.081	5.972.541	41.623.856	452.558.639
0102901000	Live Oxen, Other Than Pure-bred Breeding Animals	13.386.608	233.535.533	26.423.247	436.445.763
8704102200	Damper Designed For Off Highway, > 24 T Not Ckd	4.385.738	39.720.763	41.881.562	420.272.465
8473309000	Parts & Access Ofother Machines Of Heading 84.71	1.311.165	12.877.261	36.816.337	409.471.294
8443910000	Part & Accessori Of Print Machinery Used For Print By Component Of Head 84.42	815.210	6.969.338	35.681.655	405.122.940
8901902600	Other Vessels, Motorised Of Gross Tonnage > 5000 Ton	48.218.000	310.157.000	78.890.795	402.483.898
8431430000	Parts Of Boring/sinking Mach Of Subhead 8430.41/8430.49	3.530.322	24.285.932	27.702.648	341.999.212
8429520000	Loader	7.867.596	61.738.327	39.531.053	341.819.633
3104200000	Potassium Chloride	63.066.000	562.109.934	30.747.860	340.583.428
7204490000	Other Ferrous Waste And Scrap :	167.131.028	1.088.421.561	55.191.523	328.994.511
3902102000	Polypropylene In Granule Form	26.495.585	297.477.875	27.783.911	315.310.255
7308909000	Other Structures And Parts Of Structures Of Iron Or Steel	14.448.992	121.584.695	36.232.145	302.059.637
8411990000	Oth Parts Of Gas Turbines	213.309	3.230.353	36.367.198	301.648.758
8708999900	Other Parts,acces For Other Vehicles Of Heading 87.02, 8704, 8705	4.487.900	39.534.829	35.534.425	277.721.865
9801202000	Down	3.502.583	40.723.992	36.480.017	273.547.315
8542900000	Parts Of Electronic Integrated Circuits	211.615	1.757.891	24.314.690	262.604.677
8901901400	Other Vessels, Not Motorised Of Gross Tonnage > 500 Ton	5.252.000	225.029.266	11.562.716	262.035.873
7601100000	Aluminium, Not Alloyed	21.436.873	144.222.868	43.045.078	259.944.439
7304190000	Oth.tube,pipe&hollow Profile,seamless, Line Pipe Of A Kind Use For Oil/gas Pipe	21.794.750	170.126.242	25.832.593	254.981.719

I-2 IMPOR MENURUT GOLONGAN BARANG SITC / IMPORT BY SITC COMMODITY GROUPS
***** DESEMBER / DECEMBER 2009 *****

SITC	Uraian golongan barang Group description	Berat bersih / Net weight (Kg)		Nilai / Value C.I.F. (US \$)	
		Bulan ini Current month	Kumulatif Cum. Jan. to date	Bulan ini Current month	Kumulatif Cum. Jan. to date
A. By Commodity 1 digit SITC					
0	Bahan makanan dan binatang hidup	1.019.698.385	13.526.317.297	624.688.557	7.270.526.822
1	Minuman dan tembakau	13.889.320	160.635.221	43.013.999	423.800.374
2	Bahan mentah	1.740.617.120	14.834.860.366	582.501.705	4.979.960.855
3	Bahan bakar, bahan penyemir,dsb	3.292.630.958	36.200.296.653	2.106.528.015	19.066.574.160
4	Minyak/lemak nabati dan hewan	5.701.045	89.512.154	8.479.772	114.069.030
5	Bahan kimia	1.043.603.727	10.913.011.128	1.156.301.633	11.803.771.650
6	Hasil industri menurut bahan	1.267.820.603	11.217.687.700	1.477.693.765	14.125.069.737
7	Mesin dan alat pengangkutan	430.785.362	3.871.636.701	3.956.083.206	35.716.592.558
8	Hasil industri lainnya	57.749.058	540.247.746	340.841.647	3.303.989.262
9	Barang dan transaksi khusus lainnya	93.703	200.929	3.815.650	24.890.533
	TOTAL IMPORT	8.872.589.281	91.354.405.895	10.299.947.949	96.829.244.981
B. By Commodity 2 digit SITC					
00	Live animal for food	13.464.306	234.453.579	26.574.366	438.204.469
01	Meat and meat preparations	12.624.898	118.301.632	32.536.406	282.470.687
02	Dairy product and eggs	28.213.045	272.107.537	64.220.479	602.372.105
03	Fish, crustaceans,molluscs and their preparations	15.100.456	176.197.933	14.422.224	156.964.604
04	Cereals and cereal preparations	398.609.813	5.973.171.084	118.583.561	1.796.710.501
05	Fruits and vegetables	102.871.292	1.336.762.083	87.841.144	983.247.785
06	Sugar, sugar preparations, and honey	140.290.948	1.674.070.153	84.832.457	718.015.889
07	Coffee, tea, cocoa, and spices	12.373.098	110.471.652	21.984.047	212.636.400
08	Feeding stuff for animals	284.076.720	3.501.547.773	135.837.664	1.678.878.028
09	Miscellaneous food preparations	12.073.809	129.233.871	37.856.209	401.026.354
11	Beverages	7.952.068	96.946.987	4.318.110	58.030.144
12	Tobacco and tobacco manufactured	5.937.252	63.688.234	38.695.889	365.770.230
21	Hides, skins and furskins	1.133.180	15.616.215	628.292	9.507.559
22	Oil seeds, nuts, and kernels	131.406.220	1.524.209.848	61.709.541	810.963.900
23	Crude rubber	28.295.320	233.491.462	56.012.531	391.160.978
24	Wood, lumber, and cork	16.381.319	178.123.692	8.789.875	96.282.183
25	Pulp and waste paper	327.475.749	3.366.006.313	100.046.068	950.856.008
26	Textile fibres and their waste	83.238.954	749.388.858	133.352.599	1.181.393.416
27	Crude fertilizers and crude minerals	575.409.882	5.334.041.352	53.245.038	569.664.281
28	Metalliferous ores and metal scraps	573.895.967	3.408.871.805	160.609.326	885.796.045
29	Crude animals and vegetable materials, nes	3.380.529	25.110.821	8.108.435	84.336.485
32	Coal, coke, and briquettes	8.873.560	130.600.012	2.885.188	41.897.096
33	Petroleum and petroleum products	3.236.191.672	35.098.920.011	2.068.303.675	18.535.503.404
34	Gas; natural and manufactured	47.565.726	970.776.630	35.339.152	489.173.660
41	Animal oils and fats	873.463	7.789.480	1.515.793	13.864.894
42	Fixed vegetable oils/fats	2.025.378	47.334.523	2.829.424	48.574.249
43	Animal vegetable oils/fats	2.802.204	34.388.151	4.134.555	51.629.887
51	Organic chemicals	293.752.834	3.490.627.340	358.520.719	3.780.934.210
52	Inorganic chemicals	178.342.449	2.116.956.432	86.704.212	888.290.497
53	Dyeing,tanning, and colouring materials	24.829.438	265.702.764	66.999.682	703.931.701
54	Medical and pharmaceutical products	2.479.635	28.673.693	53.710.293	597.152.921
55	Essential oils and perfumery materials	13.537.175	157.391.822	65.383.611	684.840.786
56	Manufactured fertilizers	261.753.314	2.226.480.475	88.010.483	839.859.804
57	Plastics in primary forms	155.250.661	1.546.344.944	229.914.205	2.277.006.444
58	Plastics in non-primary forms	18.914.290	200.205.025	46.182.639	489.179.987
59	Chemical materials and its products, nes	94.743.931	880.628.633	160.875.789	1.542.575.300
61	Leather, leather med, nes	1.962.203	26.406.613	15.294.632	210.777.512
62	Rubber manufactured, nes	16.025.663	150.315.345	71.277.018	723.036.386
63	Wood and cork manufactured	34.444.074	338.263.335	16.631.378	146.328.693
64	Paper, paperboard, and manufactured thereof	55.067.899	584.817.770	91.164.695	797.225.308
65	Textile yarns, fabrics, and their products	44.877.672	513.514.274	245.847.607	2.787.060.886
66	Non metallic minerals manufactured	221.401.549	2.098.554.108	55.356.339	531.933.011
67	Iron and steel	748.658.550	6.109.066.596	573.977.311	5.282.241.524
68	Non ferrous metals	77.741.743	681.123.627	192.363.243	1.614.737.072
69	Manufactured of metal, nes	67.641.250	715.626.032	215.781.542	2.031.729.345
71	Power generating machine and equipments	47.141.227	428.784.137	357.830.017	3.465.443.461
72	Machinery specialized for particular industry	46.820.848	462.647.365	372.836.626	3.910.020.472
73	Metalworking machinery	7.779.595	69.828.492	45.609.129	556.901.398
74	General industrial machinery and equipments	63.260.278	637.354.850	506.019.823	5.320.148.247
75	Office machinery and automatic data processing	9.069.059	85.409.914	208.333.621	2.098.840.113
76	Telecommunication and reproducers apparatus	12.579.660	137.860.935	515.299.508	4.893.629.468
77	Electrical machinery and apparatus	43.891.090	446.543.288	608.528.140	5.634.717.197
78	Road vehicles	56.924.380	587.390.879	450.249.934	3.842.257.582
79	Other transportation equipments	143.319.225	1.015.816.841	891.376.408	5.994.634.620
81	Sanitary, plumbing, and fittings	5.928.408	45.432.964	20.011.300	160.935.055
82	Furniture	5.554.291	53.287.743	14.755.157	133.532.199
83	Traveling goods	1.920.581	20.616.853	8.664.360	73.982.640
84	Clothing	4.561.680	48.541.253	21.606.143	268.885.189
85	Footwear	2.541.134	31.605.481	9.997.743	131.621.438
87	Professional, scientific, and contractor instruments	3.950.159	44.901.295	93.666.669	838.525.321
88	Photographic apparatus, equipments and optics	2.585.033	24.671.775	26.030.685	285.025.141
89	Miscellaneous manufactured articles	30.707.772	271.190.382	146.109.590	1.411.482.279
96	Coin; not being legal tender	90.493	115.646	377.360	473.209
97	Gold; non monetary	3.210	85.283	3.438.290	24.417.324

TOTAL IMPORT

8.872.589.281

91.354.405.895

10.299.947.949

96.829.244.981

<https://www.bps.go.id>

I-2 IMPOR MENURUT GOLONGAN BARANG SITC / IMPORT BY SITC COMMODITY GROUPS
***** DESEMBER / DECEMBER 2009 *****

SITC	Uraian golongan barang Group description	Berat bersih/ Net weight(Kg)		Nilai/Value C.I.F.(US\$)	
		Bulan ini Current month	Kumulatif Cum.Jan.to date	Bulan ini Current month	Kumulatif Cum.Jan.to date
C. By Commodity 3 digit SITC					
001	Live Animals Other Than Fish	13.464.306	234.453.579	26.574.366	438.204.469
011	Meat Of Bovine Animals Fresh, Chilled Or Frozen	8.115.569	67.908.200	24.027.585	189.559.297
012	Other Meat, Other Edible Meat Offal, Fresh, Chilled Or Frozen	4.002.745	48.102.828	7.546.834	87.971.631
016	Meat And Edible Meat Offal, Salted, Dried, Edible Flour Of Meat	6.037	79.432	11.284	495.641
017	Meat And Edible Meat Offal, Prepared Or Preserved	500.547	2.211.172	950.703	4.444.118
022	Milk,cream, And Milk Products Other Than Butter Or Cheese	25.631.550	243.558.400	55.204.939	508.990.488
023	Butter And Other Fats From Milk	1.328.848	13.273.217	3.924.152	36.545.175
024	Cheese And Curds	1.185.192	13.970.712	4.759.291	49.299.180
025	Eggs, Birds, And Egg Yolks; Fresh, Dried Or Otherwise Preserved	67.455	1.305.208	332.097	7.537.262
034	Fish, Fresh, Chilled Or Frozen	10.736.742	130.013.975	9.434.441	102.628.698
035	Fish, Dried Salted Or In Brine; Smoked Fish	3.485.710	27.073.525	2.808.967	21.557.988
036	Crustaceans, Molluscs, And Aquatic Invertebrates	739.622	16.352.932	1.874.067	24.788.192
037	Fish, Crustaceans, Molluscs, And Other Aquatic Invertebrates;	138.382	2.757.501	304.749	7.989.726
041	Wheat And Meslin, Unmilled	288.303.755	4.655.285.580	77.413.338	1.316.112.428
042	Rice	16.450.650	250.473.149	7.883.352	108.153.251
043	Barley, Unmilled	29	5.951	161	10.419
044	Maize, Unmilled	20.987.298	338.797.674	4.633.424	77.841.093
045	Cereals, Unmilled	755.336	11.126.722	286.860	4.097.450
046	Meal And Flour Of Wheat And Flour Of Meslin	65.680.007	646.754.898	22.212.788	223.225.747
047	Other Cereal Meals And Flours	883.566	7.656.222	320.999	2.943.109
048	Cereal Preparations And Preparations Of Flours/starches Of Fruit	5.549.172	63.070.888	5.832.639	64.327.004
054	Vegetables, Fresh, Chilled, Frozen Or Simply Preserved	35.874.053	646.598.300	22.306.112	284.984.883
056	Vegetables, Roots And Tubers, Prepared Or Preserved Nes	3.223.651	39.977.357	3.954.922	59.712.133
057	Fruit And Nut; Fresh Or Dried	61.140.643	627.516.377	57.205.404	605.470.176
058	Fruits, Preserved And Preparations	1.393.636	12.295.504	1.863.837	16.088.467
059	Fruit And Vegetable Juices	1.239.309	10.374.545	2.510.869	16.992.126
061	Sugar, Molasses, And Honey	139.516.570	1.668.465.600	82.821.616	702.393.499
062	Sugar Confectionery	774.378	5.604.553	2.010.841	15.622.390
071	Coffee And Coffee Substitutes	4.272.321	17.490.275	6.487.903	48.623.829
072	Cocoa	2.922.709	39.656.243	9.039.449	99.648.986
073	Chocolate And Other Food Preparations Containing Cocoa	778.198	7.210.179	2.055.352	21.657.217
074	Tea And Mate	942.236	8.177.332	2.312.029	18.209.218
075	Spices	3.457.634	37.937.623	2.089.314	24.497.150
081	Feeding Stuff For Animals	284.076.720	3.501.547.773	135.837.664	1.678.878.028
091	Margarine And Shortening	386.696	3.968.565	2.580.113	14.542.000
098	Edible Products And Preparations	11.687.113	125.265.306	35.276.096	386.484.354
111	Non-alcoholic Beverages, Nes	7.941.232	96.838.340	4.285.474	57.530.590
112	Alcoholic Beverages	10.836	108.647	32.636	499.554
121	Tobacco, Unmanufactured And Refused	4.650.701	53.198.337	30.233.031	290.171.309
122	Tobacco, Manufactured	1.286.551	10.489.897	8.462.858	75.598.921
211	Hides And Skins, Raw	1.122.240	15.564.079	610.752	9.240.227
212	Furskins, Raw	10.940	52.136	17.540	267.332
222	Oil Seeds Use For Extraction Ofsoft Fixed Vegetable Oils	130.974.885	1.517.560.821	61.301.967	802.484.595
223	Oil Seeds Use For Extraction Of Other Fixed Vegetable Oils	431.335	6.649.027	407.574	8.479.305
231	Natural Rubber Latex;natural Rubber And Similar Natural Gums	2.606.592	13.024.726	4.162.708	19.520.326
232	Synthetic Rubber Latex, Synthetic/reclaimed Rubber	25.688.728	220.466.736	51.849.823	371.640.652
244	Cork,natural,raw And Waste	7.057	45.339	10.362	188.498
245	Fuel Wood And Wood Charcoal	3.135.702	8.762.888	757.880	2.455.509
246	Wood In Chips Or Particles And Waste	16.500	6.755.648	6.270	1.064.240
247	Wood In The Rough Or Roughly Squared	2.562.668	31.070.431	930.589	11.208.942
248	Wood,Simply Worked And Railway Sleeper Of Wood	10.659.392	131.489.386	7.084.774	81.364.994
251	Pulp And Waste Paper	327.475.749	3.366.006.313	100.046.068	950.856.008
261	Silk	5.215	359.933	63.728	2.570.700
263	Cotton	68.848.919	575.576.491	98.590.806	783.970.232
264	Jute And Other Textile Bast Fibres	88.442	2.150.084	51.292	1.245.593
265	Vegetable Textile Fibres,raw Or Processed;waste Of These Fibres	143.817	1.247.828	106.321	1.146.060
266	Synthetic Fibres Suitable For Spinning	10.086.351	117.729.128	19.117.976	206.503.740
267	Other Man-made Fibres Suitable For Spinning And Waste	4.025.743	50.778.330	15.129.981	178.284.367
268	Wool And Other Animal Hair	34.136	1.319.366	284.944	6.839.442
269	Old Clothing And Other Old Textile Articles; Rags	6.331	227.698	7.551	833.282
272	Fertilizers, Crude	109.671.755	776.995.424	13.925.571	161.477.134
273	Stone, Sand And Gravel	189.977.053	1.602.368.092	7.963.834	76.249.307
274	Sulphur And Unroasted Iron Pyrites	14.287.160	204.012.646	1.447.577	35.209.106
277	Natural Abrasives	1.783.144	18.412.236	747.019	7.016.593
278	Other Crude Minerals	259.690.770	2.732.252.954	29.161.037	289.712.141
281	Iron Ore And Concentrates	170.470.460	1.368.629.956	18.496.318	184.695.494
282	Waste And Scrap Metal Of Iron/steel	214.109.483	1.484.058.504	71.930.130	450.115.840
283	Copper Ores And Concentrates	41.772	10.198.652	650.549	17.928.868
284	Nickel Ores And Concentrates	0	3.234	0	10.485
285	Aluminium Ores And Concentrates	180.868.888	485.344.940	55.274.675	140.384.863
286	Ores And Concentrates Of Uraniumand Thorium	0	2	0	6
287	Ores And Concentrates Of Basemetals	2.590.331	21.448.041	2.923.460	22.913.962
288	Non-ferrous Base Metal Waste And Scraps	5.815.001	39.188.360	11.323.182	69.725.223
289	Ores And Concentrates Of Precious Metals; Waste,scraps	32	116	11.012	21.304
291	Crude Animal Materials	1.604.292	10.405.923	2.415.923	26.627.876
292	Crude Vegetable Materials	1.776.237	14.704.898	5.692.512	57.708.609
321	Coals, Pulverized Or Not	1.483.193	68.804.450	476.198	22.360.122

I-2 IMPOR MENURUT GOLONGAN BARANG SITC / IMPORT BY SITC COMMODITY GROUPS
***** DESEMBER / DECEMBER 2009 *****

SITC	Uraian golongan barang Group description	Berat bersih/ Net weight(Kg)		Nilai/Value C.I.F.(US\$)	
		Bulan ini Current month	Kumulatif Cum.Jan.to date	Bulan ini Current month	Kumulatif Cum.Jan.to date
C. By Commodity 3 digit SITC					
322	Briquettes, Lignite And Peat	458.882	2.267.111	136.731	1.272.168
325	Coke And Semi Coke Of Coal/lignite/peat	6.931.485	59.528.451	2.272.259	18.264.806
333	Petroleum Oil, Crude	1.387.311.403	15.303.719.443	834.719.692	7.362.204.375
334	Petroleum Products, Refined	1.773.139.876	19.122.804.918	1.194.239.443	10.841.000.735
335	Residual Petroleum Products, And Related Materials	75.740.393	672.395.650	39.344.540	332.298.294
342	Liquefied Propane And Butane	47.560.535	914.306.861	35.300.550	459.991.462
343	Natural Gas, Liquefied Or Not	0	3.931.433	0	2.156.889
344	Petroleum Gases And Other Gas	4.535	52.535.938	29.810	26.994.157
345	Coal Gas, Water Gas And Similar Gas	656	2.398	8.792	31.152
411	Animal Oils And Fats	873.463	7.789.480	1.515.793	13.864.894
421	Fixed Vegetable Fats And Oils Soft,crude,refined Or Fractioned	1.729.482	21.819.737	2.344.658	28.269.814
422	Fixed Vegetable Fats And Oils Solid,crude,refined Or Fractioned	295.896	25.514.786	484.766	20.304.435
431	Animal And Vegetable Oil; Fat Processed And Their Wax	2.802.204	34.388.151	4.134.555	51.629.887
511	Hydrocarbon And Their Halogenated, Nitrated Derivatives	171.438.491	2.163.491.174	168.314.191	1.796.258.029
512	Alcohols,phenols,phenol-alcohols And Their Halogenated	47.976.122	573.711.112	46.051.528	462.274.876
513	Carboxylic Acids,and Their Anhydrides,halides,peroxides	33.814.417	349.025.743	41.795.904	426.190.260
514	Nitrogen-function Compounds	12.337.735	142.700.921	31.845.770	357.294.572
515	Organo-inorganic And Heterocyclic Compounds	12.522.257	136.779.061	45.045.494	518.198.789
516	Other Organic Chemicals	15.663.812	124.919.329	25.467.832	220.717.684
522	Inorganic Chemical Elements, Oxides And Halogen Salts	76.803.518	675.368.966	49.591.336	421.282.962
523	Metallicsalts And Peroxysalts	98.945.614	1.418.246.780	34.445.174	442.769.992
524	Other Inorganic Chemicals;chemical Compound Of Precious	2.587.913	23.285.245	2.486.653	21.120.920
525	Radioactive And Associated Materials	5.404	55.441	181.049	3.116.623
531	Synthetic Organic; Colouring Matter	4.909.773	53.910.331	22.522.083	244.954.953
532	Dyeing/tanning Extracts And Synthetic Tanning Materials	1.074.318	10.437.389	1.219.704	14.024.250
533	Pigments, Paints, Varnishes, And Related Materials	18.845.347	201.355.044	43.257.895	444.952.498
541	Medicinal And Pharmaceutical Products	1.399.519	17.037.428	32.328.433	334.248.745
542	Medicaments, Including Veterinary Medicaments	1.080.116	11.636.265	21.381.860	262.904.176
551	Essential Oils, Perfumes, And Flavour Materials	2.227.362	25.901.300	27.500.039	300.205.500
553	Perfumery, Cosmetics, And Toilet Preparations	3.991.175	50.055.935	22.324.865	214.934.244
554	Soap,cleansing And Polishing Preparations	7.318.638	81.434.587	15.558.707	169.701.042
562	Fertilizers, Manufactured	261.753.314	2.226.480.475	88.010.483	839.859.804
571	Polymers Of Ethylene In Primary Forms	44.898.562	416.955.050	53.723.376	496.847.181
572	Polimers Of Styrene In Primary Forms	10.259.836	119.491.645	17.584.856	184.378.815
573	Polimers Of Vinyl Chloride In Primary Forms	4.248.484	43.251.425	5.880.602	53.676.171
574	Poliacetals And Polycarbon In Primary Forms	19.300.741	204.298.272	35.506.174	352.960.592
575	Other Plastics In Primary Forms	75.520.565	759.173.678	116.968.412	1.187.957.508
579	Waste And Scrap Of Plastics	1.022.473	3.174.874	250.785	1.186.177
581	Tubes, Pipes, And Hoses Of Plastics	2.019.663	15.776.574	6.940.656	67.786.753
582	Plates, Sheets, And Film Of Plastics	16.729.472	182.649.726	38.622.497	413.459.291
583	Monofilament And Rod Of Plastics	165.155	1.778.725	619.486	7.933.943
591	Disinfectants, Insecticides, And Fungicides Put In Forms	3.704.362	36.181.011	16.076.212	167.587.629
592	Starches, Inulin, And Wheat Glutenal Buminoidal Substances; Glues	48.631.318	427.462.073	33.755.090	318.762.348
593	Explosive And Pyrotechnic Products	1.637.822	16.687.968	12.301.804	62.373.977
597	Additive For Mineral Oils	11.871.741	120.887.008	30.457.274	323.132.278
598	Miscellaneous Chemical Products	28.898.688	279.410.059	68.285.409	670.714.660
599	Residual products of chemical or allied industries, sewage	0	514	0	4.408
611	Leathers	1.944.730	25.931.106	15.110.750	207.439.496
612	Manufactures And Composition Leathers	17.471	470.952	183.786	3.272.414
613	Furskins, Tanned Or Dressed	2	4.555	96	65.602
621	Materials Of Rubber	3.711.766	36.266.489	16.974.788	151.832.458
625	Rubber Tyre,tyre Cases,tyre Treads,inner Tubes, And Tyre Flaps	9.153.934	83.421.078	30.439.385	339.324.752
629	Articles Of Rubbers	3.159.963	30.627.778	23.862.845	231.879.176
633	Cork Manufactures	79.772	548.593	234.207	1.642.212
634	Veneers,plywood,improved/reconstituted Wood Worked	33.200.836	326.067.996	12.728.608	122.450.845
635	Wood Manufactures	1.163.466	11.646.746	3.668.563	22.235.636
641	Papers And Paperboards	47.059.089	434.196.374	65.451.437	512.929.214
642	Paper And Paperboard Cut To Size/shape And Article Of Papers	8.008.810	150.621.396	25.713.258	284.296.094
651	Textile Yarns	8.835.566	115.143.047	28.887.099	343.917.314
652	Cotton Fabrics, Woven	8.060.729	89.156.481	60.028.857	640.955.850
653	Fabrics, Woven, Of Man-made Fibres	6.417.920	76.203.325	40.789.863	488.208.877
654	Textile Fabrics, Woven, Other Than Of Cotton Or Man-made Fibres	678.162	7.548.540	8.137.060	69.684.825
655	Knitted Or Crocheted Fabrics	7.791.476	84.401.433	54.882.361	628.493.600
656	Tulle,lace,embroidery,ribbons,trimmings And Other Small Wares	919.538	13.913.040	10.731.927	160.424.088
657	Special Yarns,textile Fabrics	9.097.023	93.158.789	35.756.676	388.594.686
658	Made-up Articles, Wholly/chiefly Of Textile Materials	1.854.599	24.330.895	4.274.907	47.253.881
659	Floor Coverings	1.222.659	9.658.724	2.358.857	19.527.765
661	Lime,cement And Fabricated Construction Materials	161.809.351	1.589.505.893	10.413.237	103.245.878
662	Clay And Refractory Construction Materials	26.808.436	214.281.753	13.044.236	129.087.802
663	Mineral Manufactures	7.920.089	77.019.044	12.038.833	120.327.682
664	Glass	15.228.341	110.600.738	12.357.612	100.941.106
665	Glassware	7.819.645	83.293.988	6.589.938	66.766.157
666	Pottery	1.814.499	23.841.715	856.964	10.924.167
667	Pearl, Precious And Semi Precious Stones	1.188	10.977	55.519	640.219
671	Pig Iron,spiegeleisen,sponge Iron, And Ferro-alloys	64.278.175	368.350.889	25.572.626	178.379.219
672	Ingots And Other Iron/steel In Primary Forms	246.894.701	2.092.541.413	126.047.150	933.210.407
673	Flat Rolled Products, Not Clad	190.874.738	1.461.211.743	127.908.072	1.054.272.981

I-2 IMPOR MENURUT GOLONGAN BARANG SITC / IMPORT BY SITC COMMODITY GROUPS
***** DESEMBER / DECEMBER 2009 *****

SITC	Uraian golongan barang Group description	Berat bersih/ Net weight(Kg)		Nilai/Value C.I.F.(US\$)	
		Bulan ini Current month	Kumulatif Cum.Jan.to date	Bulan ini Current month	Kumulatif Cum.Jan.to date
C. By Commodity 3 digit SITC					
674	Flat Rolled Products, Clad Or Plated	62.155.087	409.708.626	60.581.743	411.784.149
675	Flat Rolled Products And Alloy Steels	34.637.808	409.234.518	50.043.455	604.543.502
676	Iron/steel Bars, Rods, Angels, Shaped And Sections	78.500.435	606.208.636	66.352.107	601.464.764
677	Rail/railway And Tractor Construction Of Iron/steel Materials	849.596	18.177.164	1.463.834	24.599.339
678	Wire Of Iron/steel	15.261.628	150.148.746	14.808.953	141.221.103
679	Tubes, Pipes, Hollow Profile, Pipe Fitting Of Iron/steel	55.206.382	593.484.861	101.199.371	1.332.766.060
681	Silver, Platinum, And Other Metal Of The Platinum Groups	3.692	34.693	1.102.867	11.606.150
682	Copper	13.887.080	152.419.658	41.374.461	504.591.261
683	Nickel	242.528	1.440.893	2.163.982	18.370.416
684	Aluminium	42.721.608	338.591.243	97.701.264	737.594.130
685	Lead	9.794.052	77.347.200	22.320.294	136.444.674
686	Zinc	10.806.177	109.014.115	23.955.655	181.424.167
687	Tin	59.157	514.672	933.971	9.451.432
689	Miscellaneous Non-ferrous Basemetals Employed In Metallurgy	227.449	1.761.153	2.810.749	15.254.842
691	Structures And Parts Of Iron/steel Or Aluminium	15.964.009	149.708.973	39.672.795	385.636.703
692	Metal Containers For Storage And Transportations	2.902.626	57.054.283	10.963.399	154.763.548
693	Wire Products And Fencing Grills	7.085.146	65.099.904	10.728.952	115.454.220
694	Nails, Screws, Nuts, Bolts, Rivets Of Iron/steel Or Copper	9.902.135	103.045.086	36.295.941	304.883.354
695	Tools For Used In The Hand Or In Machines	4.105.699	36.160.682	24.188.792	216.303.581
696	Cutlery	903.710	8.394.471	2.701.839	27.180.093
697	Household Equipment Of Base Metals	2.719.069	30.224.663	5.722.265	65.690.155
699	Manufactures Of Base Metals	24.058.856	265.937.970	85.507.559	761.817.691
711	Steam And Other Vapour Generating Boilers And Parts	17.756.682	164.779.326	72.462.998	683.262.410
712	Steam Or Other Generating Boilers And Parts	3.111.507	40.914.437	37.670.889	390.956.012
713	Internal Combustion Piston Engines And Parts	11.627.251	111.138.560	111.552.544	1.054.025.008
714	Engines And Motors, Non-electric And Parts	248.458	4.574.213	45.122.397	491.507.556
716	Rotating Electric Plants And Parts	12.632.089	97.470.227	77.434.353	701.678.063
718	Other Power Generating Machines And Parts	1.765.240	9.907.374	13.586.836	144.014.412
721	Agricultural Machinery And Parts	979.770	10.526.898	7.375.121	65.624.742
722	Tractors	360.568	3.654.948	3.022.296	24.047.909
723	Civil Engineering And Contractor Plants And Equipments/parts	23.872.822	218.584.659	148.629.920	1.541.216.461
724	Textile/leather Machinery And Parts	6.016.263	52.363.006	32.592.399	339.927.492
725	Papermill/pulpmill Machinery And Paper Cutting Machines	1.158.214	22.006.657	17.451.694	259.803.772
726	Printing/book Binding Machinery And Parts	1.783.684	17.428.655	50.726.669	521.612.463
727	Food Processing Machines And Parts	2.270.534	33.221.338	22.499.227	185.385.648
728	Other Machines And Equipment Specialized For Particular Industry	10.378.993	104.861.204	90.539.300	972.402.985
731	Machine Tools By Removing Metal	2.305.712	18.685.287	15.738.807	190.525.071
733	Machine Tool For Working Metals	3.543.740	24.119.167	12.525.915	140.560.704
735	Parts Of Machine Tools	358.937	4.409.474	5.668.356	65.731.024
737	Metalworking Machinery And Parts	1.571.206	22.614.564	11.676.051	160.084.599
741	Heating And Cooling Equipments And Parts	12.717.642	124.894.341	87.039.186	958.162.560
742	Pumps For Liquid And Parts	6.949.276	69.326.303	59.471.587	545.610.018
743	Pumps, Compressors, Fans, Blowers, Centrifuges, And Parts	12.174.563	101.621.801	74.630.134	849.399.430
744	Mechanical Handling Equipments And Parts	10.040.404	121.619.410	48.583.897	625.948.635
745	Other Non-electrical Machinery, Tools, And Mechanical Apparatus	2.448.119	24.868.497	39.762.233	406.966.382
746	Ball Or Roller Bearings	2.831.570	30.751.969	27.591.531	265.997.875
747	Taps, Cocks, And Valves For Pipes	4.743.400	53.465.229	65.195.684	634.657.722
748	Transmission Shafts And Cranks	8.756.164	86.652.537	72.449.604	722.626.521
749	Non-electric Parts And Accessories Of Machineries	2.599.140	24.154.763	31.295.967	310.779.104
751	Office Machines	2.767.463	30.843.535	34.493.832	414.060.987
752	Automatic Data Processing Machines And Their Units	4.449.794	36.243.841	123.158.179	1.171.065.105
759	Parts And Accessories For Machine Of Heading 751 Or 752	1.851.802	18.322.538	50.681.610	513.714.021
761	Television Receivers	2.698.750	26.788.976	46.856.140	220.213.495
762	Radio Broadcast Receivers	143.344	1.530.952	4.153.368	94.532.647
763	Sound Recorders Or Reproducers	203.338	3.318.554	1.731.292	42.209.742
764	Telecommunication Equipments And Parts	9.534.228	106.222.453	462.558.708	4.536.673.584
771	Electric Power Machinery And Parts	3.754.336	34.995.675	33.299.044	396.271.116
772	Electrical Apparatus For Making And Breaking Electrical Circuits	9.045.442	74.186.757	157.611.846	1.433.373.374
773	Equipment For Distributing Electricity	6.032.984	86.682.353	45.277.116	545.004.697
774	Electrical Apparatus For Medical Purposes And Radiological	277.242	1.531.376	15.379.206	76.929.447
775	Household Type, Electrical/non-electrical Equipments	7.613.995	78.687.677	30.529.545	313.662.196
776	Thermionic, Cold Cathode, And Photo Cathode Valves/tubes	3.818.956	38.910.071	173.794.455	1.425.209.978
778	Electrical Machinery And Apparatus	13.348.135	131.549.379	152.636.928	1.444.266.389
781	Passenger Motor Cars	11.689.808	91.055.078	118.047.604	902.964.264
782	Motor Vehicle For The Transportation Of Goods	14.053.420	220.168.014	137.845.372	1.269.198.323
783	Road Motor Vehicles	1.059.033	7.573.654	8.231.023	44.051.128
784	Parts And Accessories Of The Motor Vehicles	15.801.344	143.194.197	129.103.479	1.048.599.291
785	Motorcycles, Scooters, And Other Cycles Motorized/non Motorized	12.995.771	112.963.748	53.260.318	523.238.050
786	Trailers And Other Vehicles, Not Motorized	1.325.004	12.436.188	3.762.138	54.206.526
791	Railway Vehicles And Associated Equipments	951.107	6.555.816	9.546.160	51.979.151
792	Aircraft And Associated Equipments And Parts	701.917	6.566.685	705.598.659	3.240.656.311
793	Ships, Boats, And Floating Structures	141.666.147	1.002.694.340	176.231.589	2.701.999.158
811	Prefabricated Buildings	1.547.476	6.868.220	4.174.320	25.159.401
812	Sanitary, Plumbing, Heating, And Lighting Fixtures/fittings	1.774.977	19.873.909	6.988.216	67.788.492
813	Lighting Fixtures And Fittings	2.605.955	18.690.835	8.848.764	67.987.162
821	Furnitures And Parts	5.554.291	53.287.743	14.755.157	133.532.199
831	Travel Goods	1.920.581	20.616.853	8.664.360	73.982.640

I-2 IMPOR MENURUT GOLONGAN BARANG SITC / IMPORT BY SITC COMMODITY GROUPS
***** DESEMBER / DECEMBER 2009 *****

SITC	Uraian golongan barang <i>Group description</i>	Berat bersih/ <i>Net weight</i> (Kg)		Nilai/ <i>Value C.I.F</i> (US\$)	
		Bulan ini <i>Current month</i>	Kumulatif <i>Cum.Jan.to date</i>	Bulan ini <i>Current month</i>	Kumulatif <i>Cum.Jan.to date</i>
C. By Commodity 3 digit SITC					
841	Men's Coats/jackets, Not Knitted	327.205	3.847.523	1.620.841	21.380.096
842	Women's Coats/jacket, Not Knitted	880.081	8.888.046	3.491.307	38.692.876
843	Men's Coats/jackets, Knitted	106.327	1.414.386	519.049	9.470.455
844	Women's Coats/jackets, Knitted	933.542	9.407.856	3.572.083	34.645.678
845	Articles Of Apparel	861.952	11.316.450	5.599.673	73.278.777
846	Clothing Accessories Of Textiles Fabrics	229.068	3.373.424	2.596.329	36.370.102
848	Articles Of Apparel And Clothing Accessories Of Other Than Textile	1.223.505	10.293.568	4.206.861	55.047.205
851	Footweares	2.541.134	31.605.481	9.997.743	131.621.438
871	Optical Instrument And Apparatus	62.449	607.590	4.073.907	21.766.707
872	Medical Instruments And Appliances	1.317.464	12.246.292	15.494.833	137.646.047
873	Meters And Counters	602.671	8.025.052	9.259.110	105.852.191
874	Measuring, Checking, Analysing, And Controlling Instrument And	1.967.575	24.022.361	64.838.819	573.260.376
881	Photographic Apparatus And Equipments	140.347	1.635.726	3.116.869	34.502.492
882	Photographic And Chinematographic Supplies	1.557.900	14.656.018	8.556.606	67.628.907
883	Cinematograph Film, Exposed And Developed	6.128	51.991	458.637	3.664.686
884	Optical Goods	391.516	4.154.855	11.284.201	143.245.093
885	Watches And Clocks	489.142	4.173.185	2.614.372	35.983.963
891	Arms And Ammunitions	58.491	817.553	3.741.200	87.033.527
892	Printed Matter	1.127.210	13.491.035	9.320.376	132.477.885
893	Article Of Plastics	15.114.280	130.438.234	43.956.899	415.326.061
894	Baby Carriages, Toys, Games, And Sporting Goods	4.397.479	39.701.431	10.896.188	114.650.045
895	Office And Stationery Supplies	2.128.406	19.590.163	8.492.819	85.630.994
896	Works Of Art, Collectors Pieces And Antiques	83.154	716.160	386.389	3.800.545
897	Jewellery, Goldsmith, Silversmith Wares, And Other Articles	432.390	3.844.679	2.043.844	23.669.613
898	Musical Instrument And Parts/accessories	1.558.003	16.374.108	36.001.543	267.778.700
899	Other Miscellaneous Manufactured Articles	5.808.359	46.217.019	31.270.332	281.114.909
961	Coin Not Being Legal Tender	90.493	115.646	377.360	473.209
971	Gold, Non-monetary	3.210	85.283	3.438.290	24.417.324
TOTAL IMPORT		8.872.589.281	91.354.405.895	10.299.947.949	96.829.244.981

I.3. IMPOR MENURUT KOMODITI / IMPORT BY HS COMMODITY
*****DESEMBER / DECEMBER 2009 *****

H S	Uraian Komoditi Commodity Description	Berat Bersih / Net Weight (Kg)		Nilai / Value C.I.F (US\$)	
		Bulan ini Current Month	Kumulatif Cum.Jan. to date	Bulan ini Current Month	Kumulatif Cum.Jan. to date
0102100000	Live bovine,pure-bred breeding animals	16.670	27.920	49.237	74.311
0102901000	Live oxen, other than pure-bredbreeding animals	13.386.608	233.535.533	26.423.247	436.445.763
0102902000	Live buffaloes, other than pure-bredbreeding animals	61.028	885.842	101.882	1.518.096
0104209000	Live goats,other than breeding animals	0	21	0	243
0105111000	Breeding fowls spec.gallus domesticus,live, weight <=185g	0	22	0	62
0105941000	Breed.fowl of the spec.gallus domesticus,oth than fighting cock, weight<=2000 g	0	3.632	0	162.808
0106200000	Live reptiles (including snakes andturtles)	0	609	0	3.186
0201200000	Oth cuts with bone in of bovine animals,fresh or chilled	0	4.296	0	28.214
0201300000	Meat of bovine animals, boneless,fresh or chilled	131.264	1.781.612	569.497	6.535.869
0202100000	Carcasses & half-carcasses of bovineanimals, frozen	0	28.642	0	74.157
0202200000	Oth cuts with bone in of bovine animals,frozen	430.772	3.753.629	1.065.273	7.216.422
0202300000	Meat of bovine animals, boneless,frozen	7.553.533	62.340.021	22.392.815	175.704.635
0203290000	Other meat of swine, frozen	0	162.800	0	195.844
0204220000	Oth cuts with bone in of sheep,fresh or chilled	8.025	52.068	48.432	251.121
0204230000	Other meat of sheep, boneless, fresh orchilled	7.200	37.471	62.049	186.030
0204300000	Carcasses&half-carcasses of lamb,frozen	17.920	17.920	70.425	70.425
0204410000	Carcasses & half-carcasses of sheep,frozen	19.922	90.280	109.282	478.766
0204420000	Oth cuts with bone in of sheep, frozen	48.938	270.793	316.301	1.403.903
0204430000	Other meat of sheep, boneless, frozen	25.574	168.662	144.930	860.253
0204500000	Meat of goats, fresh, chilled or frozen	0	207.448	0	545.060
0206210000	Tongues of bovine animals, frozen	16.426	210.716	31.928	402.140
0206220000	Livers of bovine animals, frozen	148.689	3.329.832	254.792	5.042.137
0206290000	Other edible offal of bovine animals,frozen	3.365.794	38.796.865	5.989.893	71.544.411
0206300000	Edible offal of swine,fresh or chilled	18.825	41.019	40.286	70.824
0206900000	Edible offal of sheep, goats, horses,asses, mules or hinnies, frozen	82.877	1.127.541	141.536	1.775.576
0207120000	Meat & edible offal of the spec. gallusdomesticus, not cut in piece, frozen	0	228.855	0	347.436
0207149000	Oth cuts & offals of fowl of the speciesgallus domesticus, frozen	144.517	2.458.088	218.642	3.512.011
0207250000	Meat and edible offal of turkeys, notcut in pieces, frozen	0	75.797	0	177.894
0207331000	Meat and edible offal of ducks,not cut in pieces, frozen	98.038	757.081	118.338	813.105
0208900010	Frogs legs	0	69.109	0	293.790
0210999000	Oth meat & edible, incl. frours & mealssalted, in brine, dried or smoked	6.037	79.432	11.284	495.641
0301101000	Ornamental fish fry, live	0	16	0	723
0301102000	Ornamental marine fish, live	0	24.528	0	7.257
0301103000	Freshwater ornamental fish, live	0	5.364	0	5.823
0301920000	Eels (anguilla spp.), live	2.044	2.744	44.870	75.379
0301994090	Other freshwater fish, live	71.090	588.898	86.430	700.028
0302190000	Oth salmonidae fish,excl.fillet,liverand roes, fresh or chilled	1.750	392.421	1.192	223.107
0302210000	Halibut fish, excl.fillet,liver & roesfresh or chilled	0	670	0	3.465
0302230000	Sole fish, excl.fillet,livers & roesfresh or chilled	1.400	1.400	908	908
0302290000	Oth flat fish, excl.fillet,liver & roesfresh or chilled	1.127	1.127	4.500	4.500
0302320000	Yellowfin tunas,excl.fillet, livers &roes, fresh or chilled	0	12.246	0	12.965
0302350000	Bluefin tunas,excl.fillet,liver & roesfresh or chilled	0	13	0	153
0302390000	Oth tunas, excl.fillet, livers & roes,fresh or chilled	0	374.605	0	234.192
0302610000	Sardines, excl. fillets, livers & roes,fresh or chilled	75.553	386.785	49.711	270.112
0302620000	Haddock, excl. fillets, livers & roes,fresh or chilled	0	164.017	0	355.071
0302640000	Mackerel, excl. fillets livers & roes,fresh or chilled	233.681	1.084.870	143.272	678.012
0302680000	Toothfish (dissostichus spp.)fresh or chilled	0	2.099	0	558
0302691010	Kerapu (cromilepte altivelis,epinephelu,leoparbus) fresh or chilled	7.763	9.799	2.785	3.399
0302691090	Other marine fish excl.fillet, liversand roes, fresh or chilled	910	144.143	738	98.716
0302692010	Tilapia, excl.fillet, livers and roes,fresh or chilled	35.561	467.071	25.605	286.035
0302692090	Other freshwater fish, excl.fillet,livers and roes, fresh or chilled	29.399	233.432	20.753	151.462
0302700000	Livers & roes of fish, fresh/chilled	3.282	13.129	4.928	19.289
0303110000	Sockeye salmon, excl.fillet, livers &roes, frozen	3.919	17.400	19.462	76.070
0303190000	Oth pacific salmon, excl.fillet, liverand roes, frozen	0	43.931	0	47.880
0303210000	Trout, excl.fillet, livers and roes,frozen	0	8.434	0	45.551
0303220000	Atlantic & danube salmon, excl.fillet,livers and roes, frozen	19.197	286.211	119.023	2.022.709
0303290000	Other salmonidae, excl.fillet, liversand roes, frozen	28.663	143.014	26.346	509.587
0303310000	Halibut, excl.fillet, livers and roes,frozen	0	1.538	0	7.013
0303330000	Sole, excl.fillet, livers & roes,frozen	0	2.597	0	17.673
0303390000	Oth flat fish, excl.fillet, livers &roes, frozen	0	286.421	0	404.098
0303410000	Albacore/longfinned tunas,excl.fillet,livers and roes, frozen	293.219	438.546	718.208	1.079.765
0303420000	Yellow fin tunas, excl.fillet, liver &roes, frozen	385.830	6.158.823	521.761	8.563.433
0303430000	Skipjack or stripe-bellied bonito,excl.fillet, livers and roes, frozen	221.597	4.332.027	174.004	4.047.588
0303490000	Oth tunas, excl.fillet,livers & roes,frozen	168.558	845.909	141.310	1.129.584
0303510000	Herring clupea harengus,clupea pallasii),excl.fillet,livers and roes,frozen	8.513	11.720	6.843	10.206
0303520000	Cod (gadus morhua, ogac, macrocephalu),excl.fillet,livers and roes,frozen	6.449	35.554	57.017	288.786
0303610000	Swordfish (xiphias gladius),excl.fillet,livers and roes,frozen	0	132.850	0	138.122
0303710000	Sardines, excl.fillet, livers and roes,frozen	333.820	3.465.143	203.929	2.251.699
0303740000	Mackerel, excl.fillet, livers and roes,frozen	7.292.043	90.052.272	5.135.252	60.689.864
0303750000	Dogfish and other sharks, excl.fillet,livers and roes, frozen	9.690	85.403	36.648	385.473
0303760000	Eels, excl.fillet, livers & roes,frozen	7.800	11.879	22.733	30.377
0303770000	Sea bass, excl.fillet, livers and roes,frozen	0	695	0	4.147

I.3. IMPOR MENURUT KOMODITI / IMPORT BY HS COMMODITY
*****DESEMBER / DECEMBER 2009 *****

H S	Uraian Komoditi Commodity Description	Berat Bersih / Net Weight (Kg)		Nilai / Value C.I.F (US\$)	
		Bulan ini Current Month	Kumulatif Cum.Jan. to date	Bulan ini Current Month	Kumulatif Cum.Jan. to date
0303791090	Other marine fish, excl.fillets, liversand roes, frozen	1.003.436	15.876.878	845.477	11.509.499
0303792010	Tilapia, excl.fillets, livers and roes,frozen	48.000	491.791	30.250	296.262
0303792090	Other freshwater fish, excl.fillets,livers and roes, frozen	66.527	1.051.352	45.828	756.197
0303801000	Livers of fish, frozen	0	1.184	0	2.875
0303802000	Roes of fish, frozen	0	6.383	0	30.880
0304190000	Other fish fillets,fresh or chilled	16.024	16.024	33.315	33.315
0304290000	Other fish fillets,frozen	309.897	2.040.826	881.343	4.947.528
0304990000	Other fish meat (whether or not minced)frozen	50.000	259.793	30.000	171.363
0305100000	Flours, meals and pellets of fish,fit for human consumption	150	4.229	2.672	42.634
0305201000	Livers & roes of freshwater fish, dried,salted or salted or in brine	55.500	664.387	44.400	466.849
0305209000	Others livers & roes of fish, dried,smoked, salted or in brine	0	16.301	0	39.762
0305300000	Fish fillets, dried,salted or in brine,but not smoked	0	119.380	0	515.752
0305410000	Pacific salmon, smoked, incl.fillets	0	2.445	0	12.404
0305490000	Other smoked fish, including fillets	0	261.723	0	321.132
0305591000	Sharks fins, dried, salted/unsaltedbut not smoked	12.073	102.408	36.820	927.176
0305592000	Marine fish, including anchovies, dried,salted/unsalted, but not smoked	3.014.619	23.419.988	2.384.080	17.180.778
0305599000	Other dried fish, salted/unsalted butnot smoked	313.892	2.386.367	282.835	1.984.836
0305630000	Anchovies(engraulis spp.), salted butnot dried or smoked and in brine	89.476	89.476	58.160	58.160
0305691000	Marine fish, incl sharks fin,salted butnot dried or smoked and in brine	0	119	0	1.106
0305699000	Other fish, salted but not dried orsmoked and in brine	0	6.702	0	7.399
0306110000	Rock lobsters and oth sea crawfish, (Ja,Palinurus,Panulirus spp.) frozen	0	202.341	0	670.790
0306130000	Shrimps and prawns, frozen	97.321	3.808.206	670.735	6.530.770
0306140000	Crabs, frozen	97.585	1.401.994	353.379	6.054.288
0306190000	Other, incl flours, meals & pellets ofcrustac, fit for human consump,frozen	0	79.520	0	340.814
0306213000	Rock lobsters and other sea crawfish,fresh or chilled	0	23.200	0	11.600
0306221000	Lobsters (homarus spp), breeder	0	1	0	90
0306231000	Shrimps and prawns, breeder	0	4.516	0	163.482
0306232000	Shrimps and prawns,other than breeder,live	0	190	0	4.158
0306234900	Other shrimps and prawns, driedin oth than airtight containers	156	39.520	625	57.090
0306249100	Crabs,in airtight container, not frozen	8.945	8.945	135.559	135.559
0306249900	Other crabs, not frozennot in airtight containers	6.338	11.034	31.661	57.566
0306299900	Other crustaceans, not frozenin oth than airtight containers	100.160	101.334	86.778	101.830
0307101000	Oysters, live	0	37.342	0	42.587
0307102000	Oysters, fresh, chilled or frozen	10.000	48.424	57.279	143.517
0307103000	Oysters, dried, salted or in brine	0	223	0	596
0307212000	Scallops, fresh or chilled	873	1.098	1.311	4.116
0307291000	Scallops, frozen	34.848	309.181	172.007	934.606
0307312000	Mussels, fresh or chilled	0	5.192	0	16.598
0307391000	Mussels, frozen	15.983	98.125	50.907	278.551
0307412000	Cuttle fish and squid,fresh or chilled	461	2.181	692	4.034
0307491000	Cuttle fish and squid, frozen	353.662	9.295.757	282.888	7.645.698
0307492000	Cuttlefish&squid,dried,salted/in brine	1.413	1.676	5.640	6.517
0307512000	Octopus, fresh or chilled	2.399	16.040	3.602	45.454
0307591000	Octopus, frozen	5.332	735.213	6.730	1.386.631
0307602000	Snails, other than sea snails, fresh,chilled or frozen	0	483	0	905
0307991000	Other molluscs, frozen	1.094	95.409	1.642	97.934
0307992000	Beche-de-mer(trepang), dried, saltedor in brine	0	1.463	0	3.070
0307999000	Oth aquatic invertebrates not crstceans,for human consumpt dried,salted/in brine	3.052	24.807	12.632	50.246
0401100000	Milk and cream, not concentrated, no addsugar, of a fat content, by weight < 1%	291.425	2.293.640	666.202	5.889.273
0401200000	Milk and cream, not concentrated, no addsugar, of a fat content, by weight 1- 6	48.207	6.558.166	80.181	8.508.782
0401300000	Milk and cream, not concentrated, no addsugar, of a fat content, by weight > 6%	66.876	922.855	135.999	1.685.664
0402103000	Milk&cream fat cont<=1.5%,in solid formadded sugar/oth sweet,in cont>= 20 kg	11.052.919	91.082.317	25.657.881	208.038.150
0402109000	Milk&cream fat cont<=1.5%,in solid formadded sugar/oth sweet,in cont< 20 kg	2.248.217	12.718.599	4.837.113	30.291.385
0402212000	Milk&cream fat cont> 1.5%,in solid formnot added sugar/oth sweet,in cont>=20 kg	2.631.311	24.347.192	7.437.311	62.603.713
0402219000	Milk&cream fat cont> 1.5%,in solid formnot added sugar/oth sweet,in cont<20 kg	93.471	1.917.116	363.270	7.624.846
0402292000	Milk&cream fat cont> 1.5%,in solid formadded sugar/oth sweet,in cont>= 20 kg	0	3.824.375	0	7.889.283
0402299000	Milk&cream fat cont> 1.5%,in solid formadded sugar/oth sweet,in cont< 20 kg	741.007	20.222.378	4.677.532	75.316.932
0402910000	Other milk & cream, not containingadded sugar/other sweetening	0	59.864	0	139.128
0402990000	Other milk&cream, containing addedsugar/other sweetening	207.237	2.557.835	345.690	3.624.366
0403101100	Yoghurt in liquid form, incl. condensedform,cont.fruits, nuts, cocoa or flavor	0	60.083	0	88.292
0403101900	Yoghurt in other form, containing fruits,nuts, cocoa or flavoring matter	13.929	186.215	54.700	436.063
0403109100	Yoghurt in condensed form, not contain fnut, cocoa, or flavoring matter	0	5.834	0	4.391
0403109900	Yoghurt in other form, not contain fruitnut, cocoa, or flavoring matter	10.800	103.694	12.540	138.863
0403901000	Buttermilk	1.138.222	9.179.999	2.121.602	16.839.200
0403909000	Curdled milk and cream, kephir & otherfermented milk and cream	487.923	836.985	162.783	658.599
0404101100	Whey, whether/not concentrated/containadd sugar/sweetening,for human consurr	5.371.075	51.367.980	5.926.272	52.273.778
0404101900	Modified whey,whether/not concentr/contadd sugar/sweetening,for human consurr	987.303	12.895.213	1.776.111	20.960.403
0404109900	Modified whey,whether/not concentr/contadd sugar/sweetening,for animal feeding	0	151	0	27.317
0404900000	Oth products consisting of natural milk	52.422	1.169.590	100.376	944.376
0405100000	Butter derived from milk	580.721	5.145.357	1.804.835	13.305.792
0405200000	Dairy spreads derived from milk	0	100.000	0	93.193
0405901000	Anhydrous butterfat derived from milk	583.687	7.184.267	1.667.841	20.318.689

I.3. IMPOR MENURUT KOMODITI / IMPORT BY HS COMMODITY
*****DESEMBER / DECEMBER 2009 *****

H S	Uraian Komoditi Commodity Description	Berat Bersih / Net Weight (Kg)		Nilai / Value C.I.F (US\$)	
		Bulan ini Current Month	Kumulatif Cum.Jan. to date	Bulan ini Current Month	Kumulatif Cum.Jan. to date
0405902000	Butter oil derived from milk	0	79.200	0	274.239
0405903000	Ghee derived from milk	0	2.226	0	3.764
0405909000	Other fats and oils derived from milk	164.440	762.167	451.476	2.549.498
0406101000	Fresh cheese (unripened or uncured),including whey cheese	623.069	7.805.336	2.105.740	23.368.636
0406109000	Fresh curd (unripened or uncured)	0	315.456	0	1.066.489
0406201000	Grated/powdered cheese,in packages ofa gross weight exceeding 20 kg	35.900	135.341	311.325	905.796
0406209000	Grated/powdered cheese,in packages ofa gross weight <= 20 kg	31.350	228.935	146.972	917.421
0406300000	Processed cheese,not grated or powdered	465.267	4.691.529	2.012.297	19.884.764
0406400000	Blue veined cheese and oth cheesecont veins prod by penicillium roquefort	0	331	0	1.258
0406900000	Other cheese	29.606	793.784	182.957	3.154.816
0407001900	Other birds' eggs, fresh for hatching	0	690	0	10.800
0408110000	Egg yolks, dried	8.132	274.594	39.758	1.452.108
0408190000	Egg yolks, other than dried	0	40.746	0	107.255
0408910000	Birds' eggs, not in shell, dried	54.418	930.383	263.100	5.653.870
0408990000	Birds eggs, not in shell, oth than dried	0	3.506	0	7.800
0409000000	Natural honey	1.104.817	8.265.319	1.610.959	13.136.350
0410001000	Birds' nests	0	1.784	0	10.331
0410009000	Other edible products of animal origin,not elsewhere specified or included	400	40.049	6.030	282.198
0501000000	Human hair, unworked, whether or notwashed or scoured; waste of human hair	8.067	116.546	294.572	6.364.231
0502100000	Pigs', hogs' and boars' bristles andhair and waste thereof	0	282.025	0	1.824.826
0502900000	Badger hair and other brush making hairand waste thereof	110.720	767.830	625.197	5.403.183
0504000000	Animals guts, bladder & stomachs, fresh,chilled,frozen,salt.,brined,dried/smoked	0	33	0	11
0505101000	Duck feathers and down, of a kind usedfor stuffing	166	232.274	3.157	2.770.209
0505109000	Feathers and down other than duck, ofa kind used for stuffing	0	30.667	0	601.904
0505901000	Duck feathers and down, used other thanfor stuffing	14.860	126.546	66.323	528.740
0505909000	Other skins and parts of birds; powderand wsate of feather or part of feathers	713.746	5.713.207	572.883	5.033.819
0506100000	Ossein and bones treated with acid	0	9	0	148
0507101000	Rhinoceros horns; ivory powder andwaste	0	751	0	9.943
0507901000	Horns,antlers,hooves,nails,claws andbeaks, unworked/simply prepared/not cut	0	272	0	2.115
0507909000	Whalebone and whalebone hair; powderand waste of these products	0	55	0	1.229
0508001000	Coral&similar material,unworked/simplyprepared but not otherwise worked	0	1.680	0	41.000
0508002000	Shells of molluscs, crustaceans/echinoderms,unworked/simply prepared uncut	0	184.375	0	128.766
0508009000	Cuttle-bone,unworked/simply preparednot cut to shape,powder&waste thereof	82.560	462.834	57.432	229.213
0510002000	Musk , used in the prep of pharmaceuticalfresh, chilled, frozen and otherwise	0	5	0	22
0510009000	Ambergis,castoreum,civet; bile; glands& oth animal prod.usen in pharmaceutical	0	66	0	5.711
0511100000	Bovine semen	0	90	0	136.739
0511911000	Dead animals of fish/crustaceans,molluscs/other aquatic invertabrates	0	56.000	0	36.582
0511912000	Roes	0	49	0	113
0511913000	Artemia egg (brine shrimp egg)	9.408	115.991	267.329	1.544.208
0511919000	Oth.product of fish or crustaceans,moluscs or oth.aqua invertabrates	333.439	400.980	205.504	390.272
0511999000	Other animal products not elsewherespecified or included	331.326	1.913.638	323.526	1.574.892
0601100000	Bulbs, tubers, tuberous roots, corms,crowns & rhizomes, dormant	300	18.326	2.130	64.040
0601209000	Bulbs,tubers,tuberous roots, cormscrowns & rhizomes, in growth or in flower	0	101.293	0	264.043
0602109000	Unrooted cutting and slips of oth plants	75.784	103.814	22.811	88.358
0602200000	Trees, shrubs & bushes, grafted or not,of kinds which bear edible fruit or nuts	0	1.912	0	5.813
0602400000	Roses, grafted or not	0	1.059	0	16.221
0602902000	Orchid seedlings	0	37.891	0	61.111
0602906000	Rubber budwood	0	79	0	1.694
0602909000	Other live plants; mushroom spawn	0	93.850	0	50.578
0603130000	Orchids, fresh flowers of a suitablefor bouquets/ornamental purpose	0	26.452	0	372.960
0603140000	Chrysanthenums, fresh flowers of a kindsuitable for bouquets/ornamental purpose	0	2.016	0	16.880
0603900000	Flowers of a suitable for ornamental, dried, dyed, bleached / othwise prep	738	2.036	7.684	19.707
0604100000	Mosses and lichens	11.185	55.572	29.851	103.749
0604990000	Foliage, branches & oth parts of plants,other than fresh	427	21.482	4.668	23.153
0701100000	Potatoes seed, fresh or chilled,	25.000	2.280.201	21.043	1.612.548
0701900000	Potatoes, other than seed, fresh or chilled	2.184.314	11.727.189	1.536.123	6.688.849
0702000000	Tomatoes, fresh or chilled	4.560	47.237	12.153	100.637
0703101100	Onions bulbs for propagationfresh or chilled	0	75.600	0	15.955
0703101900	Onions,fresh/chilled,oth.than bulbsfor propagation	1.464.322	33.786.099	594.961	12.810.178
0703102100	Shallots bulbs for propagationfresh or chilled	0	3.574.820	0	1.350.721
0703102900	Shallots,fresh/chilled,oth than bulbsfor propagation	1.518.809	63.754.799	767.066	27.591.585
0703201000	Garlic bulbs for propagationfresh or chilled	0	280.000	0	31.696
0703209000	Garlic,fresh/chilled, oth than bulbsfor propagation	24.542.955	404.857.810	15.402.992	166.340.185
0703901000	Leeks & oth.alliaceous, fresh/chilledbulbs for propagation	0	125	0	322
0703909000	Leeks & oth.alliaceous, fresh/chilledoth than bulbs for propagation	66.249	451.072	80.408	599.342
0704101000	Cauliflowers, fresh or chilled	10.352	175.048	15.048	181.473
0704102000	Headed broccoli, fresh or chilled	57.914	414.700	62.643	439.718
0704200000	Brussels sprouts, fresh or chilled	0	326	0	1.121
0704901000	Cabbages, fresh or chilled	2.249	185.416	4.106	120.470
0704909000	Kohlrabi, kale and similar ediblebrassicas, fresh or chilled	8.219	183.353	13.631	208.843
0705110000	Cabbage lettuce (head lettuce), freshor chilled	12.886	92.098	20.502	148.292
0705190000	Other lettuce, fresh or chilled	6.055	57.155	7.149	56.796

I.3. IMPOR MENURUT KOMODITI / IMPORT BY HS COMMODITY
*****DESEMBER / DECEMBER 2009 *****

H S	Uraian Komoditi Commodity Description	Berat Bersih / Net Weight (Kg)		Nilai / Value C.I.F (US\$)	
		Bulan ini Current Month	Kumulatif Cum.Jan. to date	Bulan ini Current Month	Kumulatif Cum.Jan. to date
0705210000	Witloof chicory, fresh or chilled	0	100	0	217
0705290000	Other chicory, fresh or chilled	2.148	13.336	577	7.227
0706101000	Carrots, fresh or chilled	2.605.335	19.690.285	1.382.534	10.036.005
0706102000	Turnips, fresh or chilled	834	2.998	932	3.581
0706900000	Salad beetroot,salsify,celeriac,radishand similar edible roots,fresh/chilled	652	3.727	2.239	15.999
0707000000	Cucumbers and gherkins, fresh/chilled	358	18.951	992	29.532
0708100000	Peas (pisum sativum), fresh/chilled	142.185	10.153.862	59.495	3.588.568
0708200000	Beans (vigna spp., phaseolus spp.),fresh or chilled	0	144.314	0	47.134
0708900000	Other leguminous vegetables, fresh orchilled	1.188	88.898	1.342	42.075
0709200000	Asparagus, fresh or chilled	453	21.694	563	22.855
0709300000	Aubergines (egg-plants),fresh/chilled	260	1.221	70	353
0709400000	Celery oth than celeriac,fresh/chilled	6.844	67.364	10.458	108.625
0709510000	Mushrooms of the genus agaricus, freshor chilled	39.232	261.629	50.141	335.675
0709590000	Other mushrooms, fresh or chilled	101.060	617.023	127.303	682.050
0709601000	Chillies, other than giant chillies,fresh or chilled	194.162	807.046	126.948	526.252
0709609000	Other fruits of the genus capsicum orof the genus pimenta, fresh or chilled	3.431	97.804	9.623	110.615
0709700000	Spinach, new zealand spinach & orachespinch, fresh or chilled	1.100	19.791	1.257	22.832
0709901000	Globe artichokes	0	1.354	0	4.313
0709909000	Other vegetables, fresh or chilled	128.235	1.691.945	133.698	1.503.617
0710100000	Potatoes, frozen	564.566	4.768.168	556.962	4.980.154
0710210000	Peas (pisum sativum), frozen	220.706	1.712.983	109.064	1.012.690
0710220000	Beans (vigna spp.phaseolus spp), frozen	0	1.890	0	4.905
0710290000	Other leguminous vegetable, frozen	81.356	993.139	87.726	1.088.146
0710300000	Spinach,new zealand spinach and orachespinch (garden spinach), frozen	0	20.314	0	61.922
0710400000	Sweet corn, frozen	37.526	704.862	32.323	642.174
0710800000	Other vegetables, frozen	8.143	168.559	12.959	306.675
0710900000	Mixtures of vegetables, frozen	30.442	756.736	30.097	814.427
0711209000	Olives, preserved in other preservation	1.618	3.546	9.646	12.825
0711409000	Cucumber and gherkins, preserved inother preservation	4.003	4.694	2.413	4.678
0711519000	Mushrooms of the genus agaricuspreserved in other preservation	0	13.928	0	9.126
0711599000	Other mushrooms and trufflespreserved in other preservation	7.003	49.254	6.547	33.649
0711901000	Sweet corn, provisionally preserved	2.771	76.974	8.885	71.002
0711902000	Chillies, provisionally preserved	0	39.440	0	27.587
0711903000	Capers, provisionally preserved	0	294	0	1.838
0711904000	Onions, preserved by sulphur dioxide gas	0	16	0	21
0711909000	Oth vegetables, mixtures of vegetablesprovisionally preserved	15.816	117.214	22.072	149.882
0712200000	Onios, dried, whole, cut, sliced,broken/in powder, but not further prep	72.998	1.424.209	221.685	4.282.529
0712310000	Mushrooms (genus agaricus), dried,whole,broken/in powder, but not further prep	0	43.400	0	111.648
0712320000	Wood ears (auricularia spp.),dried,whole,broken/in powder, but not further prep	43.143	263.307	41.805	277.638
0712330000	Jelly fungi (tremella spp.),dried,whole,cut, broken/in powder,but not furth prep	7.880	66.336	9.568	71.042
0712391000	Truffles, dried, whole, cut, sliced,broken/in powder, but not further prep	4.841	33.617	8.781	74.208
0712392000	Shitake(dong-gu),dried,whole,cut,sliced,broken/in powder, but not further prep	0	1.216	0	3.189
0712399000	Other mushrooms, dried, whole,cut,sliced,broken/in powder, but not further prep	72.455	618.530	177.754	1.229.464
0712901000	Garlic, whole, cut, sliced,broken/in powder, but not further prep	118.050	1.672.917	253.756	3.351.281
0712909000	Other vegetables/mixtures of vegetableswhole, cut, sliced, but not further prep	83.873	1.920.027	229.594	4.941.766
0713101000	Peas, dried, for sowing	0	13.708	0	6.855
0713109000	Peas, dried, other than for sowing	362.849	6.575.752	88.135	2.316.627
0713209000	Chickpeas(garbanzos), dried, other thanfor sowing	28.733	416.649	9.324	249.451
0713319000	Beans (vigna mungo hepper/vigna radiatawilczek), dried, other than for sowing	394.344	46.925.617	229.605	24.513.033
0713329000	Small red(adzuki) beans(phaseolus/vigna)dried, other than for sowing	34.222	257.840	17.032	97.194
0713331000	Kidney beans, including white pea beans(phaseolus vulgaris),dried,for sowing	0	295	0	3.828
0713339000	Kidney beans, including white pea beansdried, other than for sowing	208.001	7.098.906	73.121	2.567.488
0713399000	Other beans,dried,other than for sowing	5.107	2.847.947	98.777	1.879.666
0713409000	Lentils, dried, other than for sowing	968	24.788	6.009	55.121
0713509000	Broad beans & horse beans, dried,other than for sowing	529.880	8.610.297	292.860	4.517.819
0713909000	Other dried leguminous vegetables,other than for sowing	159.617	6.509.591	66.542	3.410.241
0714101100	Manioc (cassava),dried chipssliced or in form of pellets	0	1.022.148	0	163.349
0714109000	Manioc (cassava), in other form	6.933	880.816	5.647	172.208
0714200000	Sweet potatoes	1.190	50.731	1.579	49.649
0714909000	Arrowroot, salep, jerusalem artichokes,& similar roots/tubers with high starch	7.622	49.165	8.588	53.252
0801110000	Coconuts, desiccated, fresh or dried	21.290	244.242	31.773	357.562
0801190000	Coconuts, other than desiccatedfresh or dried	75.537	3.303.513	58.906	1.767.658
0801210000	Brazil nuts, in shell, fresh or dried	0	8	0	11
0801220000	Brazil nuts, shelled, fresh or dried	0	110	0	1.943
0801310000	Cashew nuts, in shell, fresh or dried	0	2.247.478	0	1.876.315
0801320000	Cashew nuts, shelled, fresh or dried	127.008	476.280	531.050	2.121.100
0802110000	Almonds, in shell, fresh or dried	29.467	31.004	33.513	43.791
0802120000	Almonds, shelled, fresh or dried	96.338	675.632	378.830	2.737.941
0802210000	Hazelnut/filberts, in shell, fresh ordried	0	923	0	3.302
0802220000	Hazelnut/filberts, shelled, fresh/dried	3.149	42.678	25.205	223.643
0802310000	Walnuts, in shell, fresh or dried	0	1.311	0	4.996
0802320000	Walnuts, shelled, fresh or dried	1.861	14.764	10.382	104.976

I.3. IMPOR MENURUT KOMODITI / IMPORT BY HS COMMODITY
*****DESEMBER / DECEMBER 2009 *****

H S	Uraian Komoditi Commodity Description	Berat Bersih / Net Weight (Kg)		Nilai / Value C.I.F (US\$)	
		Bulan ini Current Month	Kumulatif Cum.Jan. to date	Bulan ini Current Month	Kumulatif Cum.Jan. to date
0802400000	Chestnuts (castanea spp.), fresh/dried,whether or not,shelled or peeled	8.247	44.755	8.118	44.500
0802500000	Pictachios, fresh or dried	7.900	79.401	11.019	157.073
0802600000	Macadamia nuts,fresh or dried,whether or not,shelled or peeled	0	9.493	0	64.075
0802901000	Areca nuts, fresh or dried	0	101.286	0	50.738
0802909000	Other nuts, fresh or dried	6.235	59.735	16.942	100.440
0803001000	Pisang mas, pisang rastali, pisangberangan & pisang embun, fresh/dried	65.064	213.891	24.143	106.583
0803009000	Other bananas, including plantains,fresh or dried.	6.025	114.575	38.007	242.763
0804100000	Dates, fresh or dried	105.627	16.435.573	90.757	16.262.604
0804200000	Figs, fresh or dried	75	1.694	605	6.985
0804300000	Pineapples, fresh or dried	3.910	45.898	1.548	30.029
0804400000	Avocados, fresh or dried	166	9.909	465	9.610
0804501000	Guavas	2.147	45.005	1.083	28.926
0804502000	Mangoes	534	821.290	3.414	554.523
0804503000	Mangoesteens	565	10.320	153	4.929
0805100010	Oranges, fresh	767.757	19.586.201	643.540	15.327.574
0805200000	Mandarin (incl. tangerines & satsumas),& similar citrus hybrids, fresh or dried	32.677.383	188.956.251	28.581.875	166.834.494
0805400000	Grapefruit, including pomelosfresh or dried	7.001	261.238	6.039	218.322
0805500000	Lemons and limes, fresh or dried	58.842	752.110	56.514	717.262
0805900000	Other citrus fruit, fresh or dried	3.503	59.433	3.715	64.052
0806100000	Grapes, fresh	2.248.725	34.961.426	4.387.706	66.762.225
0806200000	Grapes, dried	64.167	1.978.880	75.719	2.290.325
0807110000	Watermelons, fresh	76.518	761.396	24.884	286.893
0807190000	Other melons, fresh	58.233	631.513	22.525	377.485
0807209000	Other papaws (papayas), fresh	49.215	299.849	16.562	130.366
0808100000	Apples, fresh	13.490.520	153.511.903	11.390.416	128.457.990
0808200000	Pears and quinces, fresh	6.400.282	90.390.086	4.880.077	69.869.660
0809100000	Apricots, fresh	0	21	0	68
0809200000	Cherries, fresh	0	7.821	0	7.943
0809300000	Peaches, including nectarines, fresh	2.805	34.754	2.768	32.833
0809400000	Plums and sloes, fresh	246	102.825	645	150.838
0810100000	Strawberries, fresh	21.000	206.171	50.850	449.605
0810200000	Raspberries, blackberries, mulberries,loganberries, fresh	236	7.042	1.534	8.427
0810400000	Cranberries, bilberries & other fruitsof the genus vaccinium, fresh	9.905	10.123	27.536	27.997
0810500000	Kiwi fruit, fresh	181.481	1.444.438	399.852	2.826.578
0810600000	Durians, fresh	1.948.432	28.935.354	2.630.975	35.955.390
0810901000	Longans, fresh	1.860.149	69.340.841	2.151.897	79.055.353
0810902000	Lychees, fresh	0	2.336.169	0	1.861.349
0810903000	Rambutan, fresh	350	33.403	96	12.825
0810904010	Langsat, fresh	848	284.326	226	76.218
0810904020	Starfruit, fresh	815	3.656	221	1.017
0810905000	Jackfruits (cempedak and nangka), fresh	4.006	17.634	1.787	7.995
0810906000	Tamarinds, fresh	3.842	239.560	3.753	169.879
0810907000	Mata kucing, frseh	0	2.686	0	9.765
0810908000	Black, white or red currants andgooseberries,fresh	0	17.662	0	54.274
0810909000	Other fruit, fresh	567.105	4.863.763	462.977	4.005.965
0811100000	Strawberries, uncooked or cooked bysteaming or boiling water, frozen	533	328.868	3.469	372.965
0811200000	Raspberries,blackberries,mulberries,loganberries,currant,gooseberries,frozen	6.205	34.706	25.162	144.792
0811900000	Other fruit and nuts,uncooked/cooked bysteaming or boiling water, frozen	17.046	185.720	72.521	561.969
0812100000	Cherries, provisionally preserved	0	29.166	0	92.044
0812900000	Oth fruit & nut,provisionally preserved	0	47.586	0	165.633
0813100000	Apricots, dried	15	24.063	51	61.100
0813200000	Prunes, dried	12.000	57.877	7.200	83.596
0813300000	Apples, dried	43.599	44.672	53.771	59.159
0813401000	Longans, dried	0	831.728	0	295.126
0813402000	Tamarinds, dried	0	117.157	0	93.891
0813409000	Other fruit, dried,	16.761	93.272	48.149	1.245.164
0813501000	Mixture of which cashew nuts or brazilnuts/dried fruit predominate by weight	3.709	3.715	5.360	5.382
0813502000	Mixture of which dates/nuts other thancashew nuts/brazi nut predmnt by weight	0	1.233.053	0	652.792
0813509000	Other mixtures of nuts or dried fruits	48	41.537	271	15.983
0814000030	Peel of citrus fruit or melons,watermelons, dried	0	1.504	0	10.181
0901111000	Arabica wib or robusta oib, not roastednot decaffeinated	4.068.334	13.763.932	5.413.719	21.979.559
0901119000	Oth coffee,not roasted,not decaffeinated	0	69.717	0	227.419
0901121000	Arabica wib or robusta oib, not roasteddecaffeinated	0	125	0	1.382
0901211000	Coffee, roasted, not decaffeinated,unground	12.178	229.521	58.546	1.564.905
0901212000	Coffee, roasted, not decaffeinated,ground	464	158.861	4.006	641.974
0901221000	Coffee, roasted, decaffeinated,unground	0	153.780	0	479.223
0901222000	Coffee, roasted, decaffeinated, ground	39	4.736	133	12.895
0901902000	Coffee substitutes containing coffee	0	18.961	0	104.685
0902101000	Green tea (not fermented), in packing<= 3 kg, leaf	0	35.316	0	122.204
0902109000	Green tea (not fermented), in packing<= 3 kg, other than leaf	0	26.041	0	49.855
0902201000	Green tea (not fermented), in packing> 3 kg, leaf	108.927	1.540.838	147.262	1.570.278
0902209000	Green tea (not fermented), in packing> 3 kg, other than leaf	92.335	594.035	230.970	1.094.000

I.3. IMPOR MENURUT KOMODITI / IMPORT BY HS COMMODITY
*****DESEMBER / DECEMBER 2009 *****

H S	Uraian Komoditi Commodity Description	Berat Bersih / Net Weight (Kg)		Nilai / Value C.I.F (US\$)	
		Bulan ini Current Month	Kumulatif Cum.Jan. to date	Bulan ini Current Month	Kumulatif Cum.Jan. to date
0902301000	Black tea (fermented),in packing <= 3 kleaf	0	28.856	0	45.597
0902309000	Black tea (fermented),in packing <= 3 kgother than leaf	4.037	43.545	62.038	389.434
0902401000	Black tea (fermented), in packing > 3 kleaf	55.550	805.395	38.885	617.954
0902409000	Black tea (fermented), in packing > 3 kgother than leaf	551.528	4.094.652	1.050.274	8.647.808
0903000000	Mate	0	16.016	0	58.743
0904111000	White pepper, neither crushed nor ground	325.500	3.204.476	104.585	1.172.939
0904112000	Black pepper, neither crushed nor ground	64	68.453	489	97.665
0904119000	Other pepper, neither crushed nor ground	23	17.427	353	65.482
0904121000	White pepper, crushed or ground	0	2.552	0	13.888
0904122000	Black pepper, crushed or ground	1.121	17.829	6.557	123.759
0904129000	Other pepper, crushed or ground	1.218	16.576	8.589	55.492
0904201000	Chillies, dried	1.495.061	13.999.128	1.084.634	10.585.584
0904202000	Chillies, crushed or ground	74.933	1.450.486	80.363	1.381.403
0904209000	Oth fruits of the genus capsicum/pimenta, dried or crushed or ground	1.927	66.424	14.896	164.572
0905000010	Vanilla whole	281	281	791	791
0905000090	Other vanilla	20.270	25.555	47.565	156.527
0906110000	Cinnamon (cinnamomum zeylanicumblume),neither crushed nor ground	5.000	13.102	8.500	17.541
0906190000	Cinnamon-tree flowersneither crushed nor ground	0	38.238	0	904.140
0906200000	Cinnamon and cinnamon-tree flowers,crushed or ground	0	571.504	0	1.773.453
0907000020	Cloves, cloves and stems	30.841	30.841	111.872	111.872
0908100010	Nutmeg, in shell	0	9.782	0	22.639
0908100020	Nutmeg, shelled	303	1.526	1.733	9.628
0908300000	Cardamoms	0	7.504	0	4.408
0909101000	Seeds of anise	12.691	466.239	6.575	228.190
0909102000	Seeds of badian	0	676	0	1.363
0909200000	Seeds of coriander	1.082.885	14.828.502	364.936	5.344.124
0909300000	Seeds of cumin	34.980	908.078	38.745	876.961
0909400000	Seeds of caraway	166.990	313.155	36.891	119.140
0909500000	Seeds of fennel or juniper berries	55.500	725.850	18.478	260.963
0910100000	Ginger	95.641	574.249	70.536	368.086
0910200000	Saffron	153	313	1.595	2.823
0910300000	Turmeric (curcuma)	6.033	59.998	14.703	73.005
0910910000	Mixtures of spices	125	2.967	1.150	22.946
0910991000	Thyme; bay leaves	987	10.108	3.476	47.857
0910992000	Curry	4.176	41.038	2.251	25.546
0910999000	Other spices	40.931	464.766	59.051	464.363
1001100000	Durum wheat	2.260.160	5.975.280	582.842	1.984.586
1001901100	Meslin, for human consumption	0	817	0	8.679
1001901900	Other wheat, for human consumption	286.043.595	4.649.128.876	76.830.496	1.313.894.579
1001909100	Meslin, not for human consumption	0	34.556	0	86.857
1001909900	Other wheat, not for human consumption	0	146.051	0	137.727
1003000000	Barley	29	5.951	161	10.419
1004000000	Oats	93.230	611.643	75.354	326.922
1005100000	Maize (corn), seeds	17.432	2.283.884	31.297	5.986.886
1005901000	Popcorn	120.027	2.581.532	123.222	1.933.788
1005909000	Maize (corn), other than seeds	20.849.839	333.932.258	4.478.905	69.920.419
1006100000	Rice in the husk (paddy or rough)	680.000	5.768.265	1.715.865	15.565.366
1006301500	Thai hom mali rice	0	248.000	0	209.920
1006301900	Fragrant rice, broken > 25%semi-milled or wholly milled rice	175.145	1.399.766	225.379	2.080.841
1006302000	Parboiled rice, semi-milled orwholly milled rice	96.000	178.197	124.800	232.618
1006303000	Glutinous rice (pulut), semi-milled orwholly milled rice	1.968.238	135.452.900	906.878	54.772.867
1006309000	Other milled rice, whether/not polishedor glazed	19.505	134.010	33.178	227.103
1006400000	Broken rice	13.511.762	107.292.011	4.877.252	35.064.536
1008100000	Buckwheat	0	164	0	1.553
1008200000	Millet	605.625	8.477.948	183.974	2.618.610
1008300000	Canary seed	56.248	1.985.378	26.155	1.041.417
1008900000	Other cereals	233	51.589	1.377	108.948
1101001000	Wheat flour	65.679.676	645.010.029	22.210.837	222.691.887
1101002000	Meslin flour	0	1.700.508	0	492.227
1102100000	Rye flour	470	19.635	2.621	78.512
1102200000	Maize (corn) flour	104.116	289.530	43.634	157.076
1102900010	Rice flour	0	22	0	14
1102900090	Other cereal flours	755.000	7.145.844	257.122	2.578.977
1103112000	Groats and meals of durum or hard wheatsemolina	229	1.264	1.382	6.788
1103119000	Other groats and meals of wheat	102	43.097	569	34.845
1103130000	Groats and meals of maize (corn)	11.451	64.473	7.855	42.120
1103199000	Groats and meals of other cereals	8.138	32.568	6.662	26.140
1103200000	Cereal pellets	4.391	104.150	3.105	60.270
1104120000	Rolled/flaked grains of oats	104.728	4.060.049	95.092	2.773.162
1104191000	Rolled/flaked grains of maize (corn)	0	52.413	0	37.494
1104199000	Rolled/flaked grains of other cereals	1.992	18.958	3.608	33.265
1104220000	Other worked grains of oats	0	19.325	0	33.123

I.3. IMPOR MENURUT KOMODITI / IMPORT BY HS COMMODITY
*****DESEMBER / DECEMBER 2009 *****

H S	Uraian Komoditi Commodity Description	Berat Bersih / Net Weight (Kg)		Nilai / Value C.I.F (US\$)	
		Bulan ini Current Month	Kumulatif Cum.Jan. to date	Bulan ini Current Month	Kumulatif Cum.Jan. to date
1104230000	Other worked grains of maize (corn)	0	18.360	0	10.080
1104292000	Other worked grains of barley	12	22.528	126	12.789
1104299000	Other worked grains of other cereals	1.464.870	11.862.131	390.252	3.372.544
1104300000	Germ of cereals, whole, rolled, flaked or ground	0	837	0	2.241
1105100000	Flour, meal and powder of potatoes	48.451	1.059.580	52.174	1.287.396
1105200000	Flakes, granules and pellets of potatoes	453.266	3.994.677	647.008	5.563.934
1106100000	Flour, meal and powder of the dried leguminous vegetables of heading 07.13	0	562	0	1.346
1106202100	Meal of sago	89	357	500	3.473
1106202900	Flour and powder of sago	0	24.528	0	41.549
1106209000	Flour, meal & powder of roots or tubers of heading 07.14	0	19.119	0	13.232
1106300000	Flour, meal and powder of the dried leguminous vegetables of prod. chapter 8	51.196	557.507	169.019	1.321.265
1107100000	Malt, not roasted	1.777.350	25.596.528	1.124.404	15.195.183
1107200000	Malt, roasted	15.000	70.368	6.000	43.449
1108110000	Wheat starch	235.500	1.198.088	135.777	572.775
1108120000	Maize (corn) starch	13.343.677	79.730.238	4.912.932	27.969.625
1108130000	Potato starch	1.071.000	14.071.190	548.903	7.700.585
1108140000	Manioc (cassava) starch	20.095.212	166.813.265	6.248.239	49.576.791
1108191000	Sago starch	0	3.401.316	0	1.011.293
1108199000	Other starches	208	25.293	3.740	99.003
1108200000	Inulin	331.423	2.568.595	1.217.012	8.929.738
1109000000	Wheat gluten, whether or not dried	247.934	2.368.735	115.671	2.087.240
1201001000	Soya beans, whether or not broken, suitable for sowing	0	49.437.556	0	22.209.149
1201009000	Other soya beans, whether or not broken	123.027.018	1.265.182.142	54.147.353	599.072.060
1202101000	Ground nuts, not roasted or otherwise cooked, in shell, suitable for sowing	0	253.440	0	290.365
1202109000	Oth ground nuts, not roasted/otherwise cooked, in shell	2.516.244	61.679.710	2.198.996	45.629.328
1202200000	Ground nuts, shelled	4.635.833	132.068.632	4.656.476	130.820.614
1203000000	Copra	0	54.740	0	11.012
1204000000	Linseed, whether or not broken.	5.051	110.438	3.133	88.021
1205100000	Low erucic acid rape or colza seeds whether or not broken	0	408	0	1.860
1205900000	Other rape or colza seeds whether or not broken	0	51.480	0	20.271
1206000000	Sunflower seeds, whether or not broken	359.911	2.717.849	112.803	1.372.473
1207200000	Cotton seeds, whether or not broken	0	51.004	0	76.941
1207400000	Sesamum seeds, whether or not broken	435.879	6.118.580	186.339	2.991.408
1207500000	Mustard seeds, whether or not broken	0	20	0	126
1207910000	Poppy seeds, whether or not broken	16	213	247	1.088
1207920000	Palm nuts and kernels whether or not broken	29	6.581	6.694	1.253.595
1207993000	Safflower seeds whether or not broken	0	3.056	0	1.773
1207999000	Other oil seeds & oleaginous fruits, whether or not broken	4.315	229.123	196.240	3.426.397
1208100000	Flours and meals of soya beans	421.924	6.122.152	201.260	3.597.358
1208900000	Flours & meal of oth oil seed/oleaginous fruits, other than those of mustard	0	122.724	0	100.061
1209100000	Sugar beet seed, of a kind used for sowing	0	1.000	0	50.250
1209210000	Lucerne (alfalfa) seed, of a kind used for sowing	0	1.306	0	13.165
1209240000	Kentucky blue grass seed, of a kind used for sowing	0	425	0	859
1209290000	Other seeds of forage plants, of a kind used for sowing	0	170.732	0	613.637
1209300000	Seeds of herbaceous plants cultivated principally for their flowers	0	80	0	12.450
1209910000	Vegetable seeds, of a kind used for sowing	45.428	309.543	548.429	5.989.828
1209999000	Other seeds of a kind used for sowing	21.000	307.435	30.938	834.211
1210100000	Hop cones, neither ground nor powdered, nor in the form of pellets	0	3.175	0	15.676
1210200000	Hop cones, ground, powdered or in the form of pellets; lupulin	6.240	16.280	49.405	121.510
1211201000	Ginseng roots, cut, crushed/powdered form	4.592	55.942	52.928	1.214.669
1211209000	Ginseng roots, in other forms	0	3.500	0	24.900
1211309000	Coca leaf, in other forms	0	4.534	0	1.226
1211901100	Cannabis, in cut, crushed or powdered form, used for pharmacy	15.000	114.794	6.409	48.385
1211901200	Cannabis, other form, used for pharmacy	0	6	0	10
1211901300	Rauwolfia serpentina roots used for pharmacy	109.916	996.543	162.707	1.460.085
1211901400	Other plants, in cut, crushed or powdered form, used for pharmacy	195.191	868.559	299.305	1.298.903
1211901900	Other plants, in other forms used for pharmacy	91.753	851.092	61.832	624.765
1211909100	Pyrethrum, in cut, crushed or powdered form	0	24.544	0	129.453
1211909600	Liquorice roots, in cut, crushed or powdered form	0	41.259	0	94.862
1211909900	Oth plants, in cut, crushed/powdered form, used for other purposes	47.954	371.813	145.632	1.682.420
1212201100	Seaweeds & oth algae, fresh, chilled/dried of a kind used in pharmacy	0	4.558	0	83.702
1212201900	Seaweeds & oth algae, fresh, chilled/dried, used in dyeing, tanning, perfumery	93.946	911.131	113.499	998.818
1212202000	Seaweeds & oth algae, fresh, chilled/dried, for oth, not for human consumption	15	4.035	67	6.767
1212209000	Oth seaweeds & oth algae, fresh, chilled, dried, primarily for human consumption	8.014	135.878	58.513	387.028
1212993000	Melon seeds	13.117	18.117	4.859	9.942
1212999000	Other vegetable product, of a kind used primarily for human consumption	9.919	198.077	29.938	174.017
1213000000	Cereal straw and husks, unprepared	0	1.500	0	8.775
1214100000	Lucerne (alfalfa) meal and pellets	20.613	118.181	3.830	22.779
1214900000	Other forage products, whether/not in the form of pellets.	8.100	45.498	3.083	17.223
1301200000	Gum arabic	22.461	348.785	87.492	982.602
1301901000	Gum benjamin	20.655	43.824	46.170	103.992
1301902000	Gum damar	126.481	958.465	131.110	1.024.260

I.3. IMPOR MENURUT KOMODITI / IMPORT BY HS COMMODITY
*****DESEMBER / DECEMBER 2009 *****

H S	Uraian Komoditi Commodity Description	Berat Bersih / Net Weight (Kg)		Nilai / Value C.I.F (US\$)	
		Bulan ini Current Month	Kumulatif Cum.Jan. to date	Bulan ini Current Month	Kumulatif Cum.Jan. to date
1301903000	Cannabis resin	0	15.010	0	17.170
1301909000	Other gum and resin	114.095	1.025.082	207.979	2.818.551
1302111000	Pulvis opii, whether or not modified	0	1	0	509
1302119000	Other opium, whether or not modified	50	3.817	46.760	692.914
1302120000	Saps and extracts of liquorice, whether or not modified	86.576	623.290	535.385	5.880.900
1302130000	Saps and extracts of hops, whether or not modified	1.797	19.824	65.340	582.842
1302192000	Extracts and tinctures of cannabis	0	307	0	45.693
1302193000	Other medicinal extracts derived from vegetable products	10.454	127.802	344.647	3.338.286
1302194000	Vegetable saps, extracts of pyrethrum or of the root of plants containing rotenone	108	616	7.709	25.711
1302195000	Japan (or Chinese) lacquer (natural lacquer)	0	5.511	0	603.810
1302199000	Other saps and extracts of vegetable	87.676	639.330	921.989	7.895.851
1302200000	Pectic substances, pectinates & pectates	10.580	147.616	123.691	1.756.232
1302310000	Agar-agar	20.476	490.576	45.707	1.070.989
1302320000	Mucilages & thickeners, whether or not modified, derived from locust beans/guar	273.359	2.413.355	641.427	5.478.565
1302391000	Carageenan	87.716	735.260	554.981	4.860.548
1302399000	Mucilages & thickeners, whether or not modified, derived from vegetable products	37.612	600.875	365.204	3.533.511
1401100000	Bamboos used primarily for plaiting	2.029	86.108	1.155	71.577
1401200000	Rattans, used primarily for plaiting	0	47	0	1.086
1401900000	Other vegetable material used primarily for plaiting	0	9.699	0	13.141
1404200000	Cotton linters	7	147	184	2.760
1404901000	Betel leaves, birir leaves & betel-nut leaves	0	436	0	4.331
1404902000	Barks of a used primarily in tanning	0	438	0	4.594
1404909000	Other vegetable products not elsewhere specified or included	152.869	764.333	18.363	242.244
1501000000	Pigfat (including lard) and poultry fat other than heading 02.09 or 15.03.	0	111	0	2.268
1502001900	Unedible tallow of bovine animal, sheep or goats, other	440	91.821	3.303	93.065
1502009900	Unedible fats other than tallow of bovine animals, sheep or goats, other	38.000	464.245	19.570	429.978
1503009000	Lard oil, oleo-oil & tallow oil, not emulsified or mixed or otherwise prepared	0	794	0	2.263
1504101000	Fish-liver oils and their fractions, fit for human consumption	0	47.093	0	175.192
1504109000	Fish-liver oils and their fractions, unfit for human consumption	0	121.287	0	124.036
1504201000	Fats & oil of fish, not liver oil solid fraction, not chemically modified	107.710	515.609	527.640	3.083.451
1504209000	Fats & oil of fish, not liver oil other fraction, not chemically modified	699.777	6.314.544	881.860	9.130.471
1505001000	Lanolin	175	65.132	2.424	381.690
1505009000	Other wool grease and fatty substances derived therefrom	4.320	37.517	37.944	184.270
1506000000	Other animal fats and oils, and their fractions, not chemically modified	23.041	131.327	43.052	258.210
1507100000	Crude oil of soya bean, whether or not degummed	0	20.938	0	35.375
1507901000	Refined oil of soya bean	121.600	4.373.748	133.911	4.593.402
1507902000	Fraction of unrefined soya-bean oil	686.979	6.952.336	771.208	7.816.803
1507909000	Other soya bean oil and its fractions	312.558	4.018.946	384.301	4.758.074
1508909900	Other ground-nut oil, other than solid fractions, not chemically modified	0	1	0	95
1509101000	Virgin olive oil, in packing of net weight <=30 kg	10.486	137.259	42.170	561.268
1509109000	Virgin olive oil, in packing of net weight >30 kg	15.662	174.502	54.081	518.582
1509901900	Refined olive oil, in packing of net weight >30 kg	0	12	0	82
1509902100	Fractions of unrefined olive oil, in packing of net weight <=30 kg	0	1	0	52
1509909100	Other olive oil, whether or not refined, in packing of net weight <=30 kg	0	2.871	0	10.580
1509909900	Other olive oil, whether or not refined, in packing of net weight >30 kg	8.572	153.184	29.157	644.724
1510001000	Crude oil, obtained solely from olives	0	205	0	140
1510009900	Other oils, obtained solely from olives, not chemically modified	1	45.707	6	109.606
1511100000	Crude palm oil	0	2.008.378	0	1.332.129
1511901000	Fractions of unrefined palm oil, not chemically modified	0	19.298	0	13.967
1511909010	Palm oil, refined, bleached & deodorised (rbd)	13.000	9.136.832	11.040	6.278.409
1511909020	Olein, refined, bleached & deodorised (rbd)	0	8.602.700	0	4.615.826
1511909030	Stearin, refined, bleached & deodorised (rbd)	0	999.832	0	632.543
1511909090	Other palm oil and its fractions, not chemically modified	80	371.354	154	253.742
1512110000	Crude oil of sunflower seed/safflower	0	201	0	313
1512191000	Refined oil of sunflower seed/safflower	24.438	163.553	32.327	366.252
1512192000	Fraction of unrefined sunflower seed or safflower oil	224.490	1.996.146	282.829	2.728.858
1512199000	Other fractions of sunflower seed/safflower, but not chemically modified	45.832	821.451	100.435	1.252.107
1512299000	Other fractions of cotton seed oil, not chemically modified	0	307	0	3.331
1513110000	Crude oil of coconut (copra)	0	53.229	0	29.392
1513191000	Coconut oil, refined	0	760	0	2.984
1513192000	Fraction of unrefined coconut (copra) oil	0	390	0	2.664
1513199000	Coconut oil, refined, bleached & deodorised (rbd)	6.795	177.586	2.846	112.307
1513291100	Solid fraction, not chemically modified, of unrefined palm kernel stearin/babassu oil	17.856	670.953	27.500	902.393
1513291900	Other fraction, not chemically modified, of unrefined palm kernel stearin/babassu oil	0	40.000	0	39.600
1513292100	Solid fraction, not chemically modified, of refined palm kernel stearin/babassu oil	16.090	257.135	25.000	368.200
1513299900	Other fractions of palm kernel oil or babassu oil, not chemically modified	0	80.376	0	249.682
1514110000	Crude oil of low erucic acid rape/colza	37.736	297.786	34.094	244.552
1514191000	Low erucic acid rape/colza oil, refined	0	7.892	0	13.665
1514192000	Fraction of unrefined low erucic acid rape or colza oil	0	9.219	0	22.078
1514199000	Other fraction of low erucic acid rape/colza oil not chemically modified	26.463	271.910	46.779	479.513
1514911000	Crude oil of other rape/colza oil & its fractions	1.125	5.284	5.728	33.049
1514999100	Other fractions of rape or colza oil	79.766	590.652	102.088	716.886

I.3. IMPOR MENURUT KOMODITI / IMPORT BY HS COMMODITY
*****DESEMBER / DECEMBER 2009 *****

H S	Uraian Komoditi Commodity Description	Berat Bersih / Net Weight (Kg)		Nilai / Value C.I.F (US\$)	
		Bulan ini Current Month	Kumulatif Cum.Jan. to date	Bulan ini Current Month	Kumulatif Cum.Jan. to date
1514999900	Oth fractions of mustard oil	0	669	0	1.667
1515110000	Crude oil of linseed	11	480	80	5.394
1515190000	Other linseed oil and its fractions	142.210	1.512.057	224.188	2.293.597
1515210000	Crude oil of maize (corn)	0	19.180	0	15.275
1515291100	Solid fraction, not chemically modified of unrefined maize (corn) oil	20.250	20.360	32.197	33.506
1515291900	Oth fractions, not chemically modified of unrefined maize (corn) oil	0	56.859	0	67.802
1515299100	Solid fraction, not chemically modified of refined maize (corn) oil	0	15.360	0	21.888
1515299900	Oth fractions, not chemically modified of refined maize (corn) oil	70.589	806.088	149.455	1.791.947
1515301000	Crude oil of castor	1.979	152.798	7.040	193.445
1515309000	Other castor oil and its fractions	71.401	852.709	114.461	1.107.567
1515501000	Crude oil of sesame	0	12.115	0	20.827
1515502000	Fraction of unrefined sesame oil	0	95	0	1.510
1515509000	Fraction of refined sesame oil	42.935	844.900	143.892	1.406.005
1515901900	Fraction of refined tengkawang oil	0	1.245	0	10.345
1515909900	Other fixed vegetable fats and oils and their fractions	26.474	576.674	72.457	1.860.249
1516101000	Animal fats & oils and their fractions, in packing net weight >=10 kg	0	113.000	0	243.800
1516109000	Animal fats & oils and their fractions, in packing net weight < 10 kg	0	156	0	69
1516201100	Re-esterified fats & oils of soya bean and its fraction	69.101	615.361	144.957	920.506
1516201200	Re-esterified of crude palm oil and its fraction	211.944	2.520.588	350.548	3.790.492
1516201300	Re-esterified fats & of palm oil, other crude and its fraction	61.913	930.007	93.440	1.397.295
1516201800	Re-esterified fats & oils of olives and its fraction	18	14.823	202	33.597
1516201900	Oth vegetable fat, re-esterified fats & oils and its fraction	45.742	4.704.050	63.567	6.755.491
1516202100	Hydrogenated fats in flakes of ground-nut, soya beans, palm oil or coconuts	0	10.635	0	14.208
1516202300	Hydrogenated fats in flakes of olives	0	1.599	0	720
1516202900	Other hydrogenated vegetable fats in flakes	591.400	6.104.740	910.819	10.076.563
1516204000	Hydrogenated and refined, bleached and deodorised palm kernel stearin or olein	766.635	8.104.575	713.055	9.612.358
1516207000	Refined, rbd palm stearin with iodine value not exceeding 48	0	69.000	0	113.121
1516209100	Oth fat & oils of ground-nuts, palm oil or coconuts	221.210	1.899.492	203.513	1.966.719
1516209900	Other vegetable fats and oils and their fractions	291.415	2.843.608	347.934	3.451.363
1517100000	Margarine, excl. liquid margarine	107.428	1.006.089	207.890	1.602.912
1517901000	Imitation ghee	18.040	252.320	22.370	312.880
1517902000	Liquid margarine	62.760	483.103	144.716	1.035.443
1517903000	Mould release preparations	0	15.682	0	45.090
1517904300	Shortening	618	189.119	1.282	239.211
1517905000	Solid mixtures or prep of vegetable fats or oils or of their fractions	22.120	552.734	20.797	758.596
1517906200	Liquid mixtures or prep of fats/oil, which palm oil predominates	912	180.923	1.827	369.153
1517906700	Liquid mixtures or prep of fats/oil, which soya-bean oil predominates	0	205	0	8.100
1517906800	Liquid mixtures or prep of fats/oil, which illipenut oil predominates	20.740	20.740	52.000	52.000
1517906900	Liquid mixtures or prep of fats/oil, which oth vegetable oil predominates	43.415	462.397	80.314	865.194
1517909000	Oth edible mixtures or prep of animal or vegetable fats or oils	110.663	805.253	2.048.917	9.253.421
1518001200	Animal fats and oils, boiled, oxidised, dehydrated, sulphurised, blown, polymerised	110.252	270.582	233.971	477.504
1518001400	Ground-nut, soya-bean, palm/coconut oil polymerised, or oth chemically modified	127.517	1.925.348	164.690	2.659.867
1518001500	Linseed oil & its fract, boiled, oxidised, dehydrated, sulphurised, blown, polymerised	15.600	82.880	23.712	120.416
1518001600	Olive oil & its fract, boiled, oxidised, dehydrated, sulphurised, blown, polymerised	0	194.002	0	598.255
1518001900	Oth animal/vegetable fat & oils, boiled, dehydrate, sulphurise, blown, polymerised	51.192	924.665	47.335	921.029
1518002000	Inedible mixtures/preparation of animal fats or oils or of different fats/oils	42.000	544.392	58.800	694.609
1518003100	Inedible mixtures/preparations of palm oil (including palm kernels)	255	6.672	1.261	27.859
1518003200	Inedible mixtures/preparations of ground-nuts, soya-beans or coconuts	48.000	822.400	64.800	1.138.694
1518003300	Inedible mixtures/preparation of linseed	0	15.200	0	41.040
1518003900	Inedible mixtures or preparate of other vegetable fats or oils	48.313	591.612	90.055	941.352
1518006000	Inedible mixture & preparate of animal or vegetable fats or oils	92.606	874.086	537.400	4.428.421
1520001000	Glycerol, crude	0	482.070	0	106.512
1520009000	Glycerol waters and glycerol lys	986	5.361	4.396	36.981
1521100000	Vegetable waxes (oth. than triglycerides) whether or not refined or colored	3.226	153.612	37.133	814.623
1521901000	Bee wax and other insect waxes, whether or not refined or colored	150	1.474	3.039	28.967
1521902000	Spermaceti, whether or not refined or colored	0	14.762	0	61.630
1522001000	Degras	0	319	0	1.713
1522009000	Residues resulting from the treatment of fatty substance or animal/vegetable waxes	3.715	34.511	44.324	297.606
1601000011	Sausage containing pork	0	58	0	646
1601000090	Other sausages and similar products of meat, meat offal or blood	125.898	292.814	144.013	358.858
1602101000	Prepared or preserved meat offal/blood containing pork, in airtight containers	4.686	45.276	10.843	71.932
1602109000	Prepared or preserved meat, or blood content both pork, in airtight containers	800	29.235	860	33.779
1602321000	Canned chicken curry of fowls of the species gallus domesticus	60.908	83.057	28.222	46.789
1602329000	Oth prepared/preserved meat offal/blood of fowls of the spec. gallus domesticus	0	254	0	491
1602390000	Oth prepared/preserved meat offal/blood of oth fowls of poultry of heading 01.05	0	21	0	309
1602411000	Hams and cuts thereof of swine, in airtight containers	10.874	72.463	11.820	80.984
1602419000	Hams and cuts thereof of swine, in other than airtight containers	0	8.383	0	12.187
1602421000	Shoulders and cuts thereof of swine in airtight containers	5.425	29.579	5.830	32.865
1602429000	Shoulders and cuts thereof of swine in other than airtight containers	6.834	30.586	7.360	33.520
1602491100	Luncheon meat of swine, in airtight containers	34.773	325.184	35.156	340.699
1602491900	Luncheon meat of swine, in other than airtight containers	657	12.937	1.399	23.158
1602499100	Oth prepared/preserved meat offal/blood of swine in airtight containers	0	158.171	0	179.212

I.3. IMPOR MENURUT KOMODITI / IMPORT BY HS COMMODITY
*****DESEMBER / DECEMBER 2009 *****

H S	Uraian Komoditi Commodity Description	Berat Bersih / Net Weight (Kg)		Nilai / Value C.I.F (US\$)	
		Bulan ini Current Month	Kumulatif Cum.Jan. to date	Bulan ini Current Month	Kumulatif Cum.Jan. to date
1602499900	Oth prepared/preserved meat offal/blood of swine not in airtight containers	0	2.521	0	4.641
1602500000	Other prepared or preserved meat offal of bovine animals	225.378	878.603	693.803	2.844.071
1602909000	Oth prepared/preserved meat offal/blood of any animal	0	6.772	0	40.222
1603001000	Extracts & juices of chicken, with herbs	0	2.763	0	44.137
1603003000	Extracts/juices of oth meat,fish/crustamolluscs/aquatic invertebr, with herbs	29.800	215.208	23.100	196.093
1603009000	Extracts/juices of oth meat,fish/crustamolluscs/aquatic invertebr,without herbs	0	91.798	0	205.236
1604111000	Salmon, prepared/preserved in airtightcontainers	0	4.713	0	27.701
1604119000	Salmon, prepared or preserved in otherthan airtight containers	0	14.179	0	10.515
1604131100	Sardines, prepared/preserved in airtightcontainer	0	314.597	0	560.386
1604131900	Sardines, prepared or preserved in otherthan airtight containers	4.810	83.672	7.183	134.925
1604139100	Sardinella and brisling or sprats,prepared/preserved in airtight container	0	5.771	0	9.451
1604139900	Sardinella and brisling or sprats,prep/preserved not in airtight containers	37.051	291.205	53.170	453.423
1604141000	Tunas, skipjack & bonito (sarda spp),prepared/preserved in airtight container	5.477	289.143	7.755	1.004.558
1604149000	Tunas, skipjack, bonito(sarda spp),prep/preserved not in airtight containers	0	19.519	0	29.988
1604151000	Mackerel, prepared or preserved, in airtight containers	14.656	495.946	16.858	1.178.528
1604159000	Mackerel, prepared or preserved, in other than airtight containers	14.175	165.472	26.766	310.974
1604169000	Anchovies, prepared or preserved, in other than airtight containers	396	29.244	1.370	76.501
1604193000	Otherfish, whole or in pieces, but notminced, in airtight containers	0	17.276	0	184.942
1604199000	Other fish,whole/in pieces,not minced,prepared/preserved in other	298	5.760	1.032	14.965
1604201900	Sharks fins, prepared and ready for usein other than airtight containers	4.268	48.212	11.782	152.803
1604202900	Fish sausages in other than airtightcontainers	0	96.084	0	117.027
1604209900	Oth prepared/preserved fish, in otherthan airtight containers	32.890	384.906	112.502	1.150.620
1604301000	Caviar and caviar substitutes, prepared/preserved, in airtight container	0	24	0	44
1605101000	Crabs in airtight containersprepared or preserved	0	137.440	0	637.271
1605109000	Crabs in other than airtight containersprepared or preserved	7.121	80.486	27.130	603.227
1605201100	Shrimps paste in airtight containersprepared or preserved	0	44.710	0	333.085
1605201900	Shrimps paste in other than airtightcontainers prepared or preserved	0	2.089	0	15.264
1605209100	Other aquatic invertebrata in airtightcontainers,prepared or preserved	0	294	0	562
1605209900	Oth aquatic invertebrata in oth contnrs, prepared or preserved	3.253	110.653	10.010	662.850
1605401000	Other crustaceans in airtight containers, prepared or preserved	0	17.554	0	18.286
1605409000	Other crustaceans in other containers, prepared or preserved	0	24	0	4.224
1605901000	Abalone, prepared or preserved	13.932	31.629	28.978	86.248
1605909000	Oth crustaceans, molluscs & oth.aquaticinvertebrates, prepared or preserved	55	66.899	213	211.358
1701110010	Cane sugar,icumsa minimal 1200	99.662.120	1.190.970.810	55.541.921	485.801.756
1701110090	Cane sugar,icumsa maximal 1200	0	85.472.448	0	29.113.040
1701120000	Beet sugar, not added flavour/color	0	16.700.000	0	5.259.461
1701991100	Refined sugar, white	31.494.713	96.712.793	19.816.232	51.868.482
1701991900	Other refined sugar	0	370.465	0	250.537
1701999000	Other cane or beet sugar, & chemicallypure sucrose, in sold form	0	3.000.100	0	1.862.942
1702110000	Lactose and lactose syrup, containingby weight 99% or more lactose	1.259.806	13.159.693	1.037.285	9.355.259
1702190000	Lactose and lactose syrup, containingby weight less than 99% lactose	264.771	3.342.866	453.961	5.666.792
1702200000	Maple sugar and maple syrup	3.049	92.778	2.656	112.360
1702301000	Glucose, containing fructose < 20%	1.753.725	21.493.297	1.203.280	12.604.448
1702302000	Glucose syrup, containing fructose < 20%	1.497.634	21.743.106	670.524	9.297.727
1702400000	Glucose and glucose syrup, containing20% <= fructose < 50%	63.725	634.321	41.517	503.141
1702500000	Chemically pure fructose	18.007	458.143	23.947	606.215
1702601000	Fructose, containing fructose > 50%	0	13.900	0	53.451
1702602000	Fructose syrup,containing fructose >50%	343.702	501.625	130.633	280.348
1702901000	Maltose	757.712	6.952.188	387.358	4.019.861
1702902000	Artificial honey, whether or not mixedwith natural honey	19.874	223.459	54.756	590.976
1702903000	Flavoured or colored sugars (exludingmaltose)	1.046	5.805	3.167	15.177
1702904000	Caramel	450.190	3.377.589	327.452	3.124.905
1702909000	Other sugar, incl. invert sugar & sugarsyrup blends cont. 50% of fructose	821.499	114.685.773	1.487.652	50.031.154
1703101000	Cane molasses containing added flavouringor coloring matter	0	18.500.000	0	5.297.500
1703109000	Cane molasses not containing addedflavouring or coloring matter	0	18.236.739	0	2.404.680
1703909000	Oth molasses result from extract/refinesugar,not cont add flavour/color matter	180	43.552.383	28.316	11.136.937
1704100000	Chewing gum,whether or not sugar-coated	45.167	594.105	173.337	2.252.160
1704901000	Medicated sweets	36.265	278.087	218.747	1.995.814
1704902000	White chocolate	23.089	152.406	28.254	415.410
1704909000	Oth sugar confectionery, not cont.cocoa	634.858	4.308.440	1.554.526	10.640.619
1801000000	Cocoa beans, whole or broken,raw/roasted	1.984.090	27.230.040	6.972.899	76.312.425
1802000000	Cocoa shells, husks, skins & oth cocoawaste	50.048	659.499	5.005	67.048
1803100000	Cocoa paste, not defatted	1.119	127.600	2.035	408.851
1803200000	Cocoa paste, wholly or partly defatted	0	926.207	0	1.218.587
1804000000	Cocoa butter, fat and oil	67	3.613	168	32.984
1805000000	Cocoa powder, not containing added sugaror other sweetening matter	887.385	10.709.284	2.059.342	21.609.091
1806100000	Cocoa powder,containing added sugar orother sweetening matter	323.299	3.102.502	189.492	5.089.145
1806201000	Chocolate confectionary in blocks, slabor bars, weighing > 2 kg	174.350	1.476.537	497.142	4.261.247
1806209000	Oth chocolate & oth food preparationscont. cocoa, weighing > 2 kg	15.030	212.130	43.258	635.653
1806311000	Chocolate confectionary in blocks,slabsbars, filled, weighing > 2 kg	7.362	132.251	68.842	962.759
1806319000	Oth chocolate & oth food preparationscont. cocoa, filled, weighing > 2 kg	173.840	1.049.766	960.486	6.141.877
1806321000	Chocolate confectionary in blocks,slabsbars, not filled, weighing > 2 kg	3.077	430.105	13.781	1.282.233

I.3. IMPOR MENURUT KOMODITI / IMPORT BY HS COMMODITY
*****DESEMBER / DECEMBER 2009 *****

H S	Uraian Komoditi Commodity Description	Berat Bersih / Net Weight (Kg)		Nilai / Value C.I.F (US\$)	
		Bulan ini Current Month	Kumulatif Cum.Jan. to date	Bulan ini Current Month	Kumulatif Cum.Jan. to date
1806329000	Oth chocolate & oth food preparationscont. cocoa, not filled, weighing > 2 kg	4.359	120.858	17.954	392.395
1806901000	Chocolate confectionary in tablets orpastilles	1.161	88.321	4.659	462.117
1806902000	Food preparations of flour, meal,starchcont. 40% <= cocoa <50%, not for retail	0	36.019	0	43.584
1806909000	Food preparations of flour, meal,starchcont. 40% <= cocoa <50%, for retail	75.720	561.690	259.738	2.386.207
1901101000	Preparations of malt extract for infantuse, put up for retail sale	0	58.557	0	207.594
1901102000	Prep for infant use, of goos of heading0401 to 0404 of malt for infant use	19.361	547.710	137.607	4.308.615
1901103000	Preparations of soya bean powder forinfant use, put up for retail sale	409.409	3.725.159	1.485.730	13.188.189
1901109000	Food preparations of withoutcontaining fat for baby	287.650	2.648.905	791.360	6.105.881
1901201000	Mixes & doughs of flour, groats, meal,starch/malt extract, not cont. cocoa	15.430	281.669	27.494	706.601
1901202000	Mixes & doughs of flour, groats, meal,starch/malt extract, containing cocoa	0	38.861	0	223.080
1901203000	Other mixes and doughs for prep. ofbakery wares, not containing cocoa	49.233	938.039	148.963	2.122.955
1901204000	Other mixes and doughs for prep. ofbakery wares, containing cocoa	253	62.278	1.021	83.317
1901901000	Infant food prep for lactase deficieny,medical not put up for retail sale,	0	36.777	0	49.133
1901902000	Malt extract/Infant food, not put up for retail sale	253.091	2.297.098	355.338	3.550.032
1901903100	Filled milk, prep. of goods of heading04.01 to 04.04	81.408	2.516.138	194.767	4.914.376
1901903900	Oth medical food prep of goods ofheading 0401 to 0404	469.067	5.796.713	775.055	9.319.400
1901904100	Other soya based preparation, in powderform	0	133.622	0	244.212
1901904900	Other soya based preparations, in otherform	692.493	4.828.517	1.161.010	7.649.789
1901909010	Kerupuk of shrimps	0	13.255	0	27.717
1901909090	Oth preparation of medical food cont.cocoa	315.238	2.914.615	778.688	8.841.925
1902110000	Uncooked pasta, not stuffed/otherwiseprepared, containing eggs	36.024	686.844	69.051	870.770
1902192000	Rice vermicelli (bee hoon)	108.307	908.588	99.140	820.204
1902199000	Oth uncooked pasta, not containing eggs	282.945	3.006.396	323.730	3.290.976
1902201000	Stuffed pasta, whether or not cookedor otherwise prepared	0	68.305	0	215.542
1902209000	Oth stuffed pasta, whether or not cooked	0	1.099	0	2.483
1902301000	Instant noodles	24.924	139.384	43.512	314.848
1902302000	Instant rice vermicelli	266.315	949.422	257.443	917.011
1902309000	Other stuffed pasta	101.367	1.211.222	306.819	2.555.932
1902400000	Couscous	2.933	10.518	8.403	24.862
1903000000	Pearl tapioca, flakes, sefting andsubstitutes of tapioca	35.179	176.782	17.541	145.645
1904100000	Prepared foods obtained by the swellingor roasting of cereals/cereal products	404.499	4.525.305	1.001.559	11.228.095
1904200000	Prapared foods of mixtures of roastedor unroasted cereal flakes products	7.484	214.876	31.598	578.743
1904300000	Bulgur wheat	0	985	0	2.991
1904901000	Rice preparations, including pre-cookedrice	120.755	1.209.502	149.359	1.379.389
1904909000	Oth prepared foods obtained of cerealsof cereal products	48.204	448.506	78.795	766.012
1905100000	Crispbread	30.476	225.827	57.878	526.889
1905200000	Gingerbread and the like	161	16.885	559	34.983
1905311000	Sweet biscuits not containing cocoa	158.952	980.920	362.579	2.578.862
1905312000	Sweet biscuits containing cocoa	75.237	1.261.136	310.720	2.946.069
1905320000	Waffles and wafers	120.103	1.647.908	455.554	5.045.525
1905400000	Rusks, toasted bread & similar toastedproducts	38.599	367.353	55.153	540.020
1905901000	Unsweetened teething biscuits	0	31.117	0	60.981
1905902000	Other unsweetened biscuits	16.090	133.320	36.546	259.704
1905903000	Cakes	67.727	510.532	96.877	1.064.734
1905904000	Pastries	0	35.244	0	92.277
1905906000	Empty cachets of a kind suitable forpharmaceutical use	0	17	0	272
1905907000	Communion wafers, sealing wafers, ricepaper and similar products	0	258	0	1.475
1905908000	Other crisp savoury food products	183.192	538.876	154.200	859.507
1905909000	Other baker wares	421.549	3.278.149	752.381	6.729.243
2001100000	Cucumbers and gherkins,prepared or preserved by vinegar or acetic acid	9.470	265.466	16.117	3.121.547
2001901000	Onions, prepared/preserved by vinegaror acetic acid	18.800	464.860	58.953	1.278.317
2001909000	Oth vegetables,fruit,nuts,edible plantprep/preserve by vinegar/acetic acid	6.457	81.645	34.131	224.397
2002101000	Tomatoes, whole/in pieces,not preparedor preserved by vinegar/acetic acid	0	342.893	0	286.129
2002109000	Oth tomatoes, whole/in pieces,not prep.or preserved by vinegar/acetic acid	3.292	300.840	5.542	292.999
2002901000	Tomato paste, not prepared or preservedby vinegar or acetic acid	449.960	6.625.757	412.193	6.729.984
2002909000	Other tomatoes, prepared or preservedotherwise than by vinegar/acetic acid	1.435	239.567	5.725	548.139
2003100000	Mushrooms of the genus agaricus, notprepared/presrved by vinegar/acetic acid	162.049	1.910.566	123.839	1.721.533
2003200000	Truffles, not prepared/preserved byvinegar or acetic acid	0	2.656	0	47.494
2003900000	Oth mushrooms, not prepared/preservedby vinegar or acetic acid	45.552	200.026	61.377	234.517
2004100000	Potatoes, frozen, not preprd/preservedby vinegar or acetic acid	709.209	10.653.128	726.373	11.065.279
2004909000	Oth vegetables,frozen,prep/preservedby vinegar/acetic acid	91.712	444.472	108.672	696.551
2005100000	Homogenised vegetables,not frozen, notprepared/preservd by vinegar/acetic acid	0	45.222	0	45.350
2005201000	Potatoes chips & sticks,not frozen, notprepared/preservd by vinegar/acetic acid	103.231	2.856.513	171.282	7.846.133
2005209000	Other potatoes, not frozen, not prep.or preserved by vinegar or acetic acid	0	7.204	0	24.751
2005400000	Peas (pisum sativum), not frozen, notprepared/preservd by vinegar/acetic acid	361.865	1.413.555	176.206	692.757
2005510000	Beans,shelled, not frozen, not preparedor preserved by vinegar or acetic acid	16.320	141.852	14.070	189.892
2005590000	Other beans, not frozen, not preparedor preserved by vinegar or acetic acid	17.789	596.520	19.298	528.084
2005600000	Asparagus, not frozen, not prepared orpreserved by vinegar or acetic acid	108.360	445.325	73.162	341.313
2005700000	Olives, not frozen, not prepared orpreserved by vinegar or acetic acid	5.143	24.088	14.520	81.533
2005800000	Sweet corn(zea mays var.saccharata),notfrozen,not prepared by vinegar/actc acid	61.761	460.617	50.116	360.118
2005910000	Vegetables and mixtures of, notfrozen,not prepared by vinegar/acid	29.564	126.623	18.340	91.832
2005990000	Oth smoked garlic, not frozen vegetable& mixtures of not prep.by vinegar/acid	30.261	496.513	35.821	588.229

I.3. IMPOR MENURUT KOMODITI / IMPORT BY HS COMMODITY
*****DESEMBER / DECEMBER 2009 *****

H S	Uraian Komoditi Commodity Description	Berat Bersih / Net Weight (Kg)		Nilai / Value C.I.F (US\$)	
		Bulan ini Current Month	Kumulatif Cum.Jan. to date	Bulan ini Current Month	Kumulatif Cum.Jan. to date
2006000000	Vegetables,fruit,nuts,fruit-peel & othparts of plants,preserved by sugar	34.999	271.515	35.977	318.387
2007100000	Jams, fruit jellies, marmalades, fruitor nut, homogenised preparations	33.866	401.497	51.710	1.012.666
2007910000	Citrus fruit	9.100	141.034	21.441	189.555
2007991000	Fruit grains and pastes other than ofmango, pineapples or strawberries	25.959	337.245	40.958	425.975
2007999000	Fruit grains and pastes of mango,pineapples or strawberries	171.982	1.640.404	387.841	3.409.467
2008111000	Roasted ground nuts, othwise prepared/preserved	2.727	48.132	12.017	128.878
2008112000	Peanut butter, othwise prepared orpreserved	35.856	303.121	72.471	622.439
2008119000	Oth ground nuts, othwise prepared orpreserved	24.832	328.494	103.059	619.130
2008191000	Cashew, incl. mixtures,othwise preparedor preserved	342	4.987	2.570	13.394
2008199000	Other nuts and seeds, othwise preparedor preserved	26.218	166.036	28.461	818.004
2008200000	Pineapples, othwise prepared/preserved	0	17.655	0	31.200
2008301000	Citrus fruit, added sugar/oth.sweeteningin or not in airtight container	0	51.666	0	33.120
2008309000	Oth citrus fruit, not added sugar/sweetening in/not in airtight container	343.419	2.402.670	353.524	2.423.174
2008401000	Pears, containing added sugar orsweetening matter in airtight container	5.620	6.632	8.477	10.511
2008409000	Oth pears, not containing added sugarsweetening matter, in/not airtight cont.	22.448	27.863	34.677	42.682
2008501000	Apricots,containing added sugar / othersweet,matter in/not airtight container	1.197	4.118	1.556	5.797
2008509000	Apricots, not containing added sugar/sweetening, in/not airtight containers	2.422	2.422	2.694	2.694
2008601000	Cherries,containing added sugar / othersweet,matter in/not airtight container	23.363	206.612	41.135	384.003
2008609000	Cherries, not containing added sugar/sweetening, in/not airtight containers	0	160	0	992
2008701000	Peaches,containing added sugar or othersweet,matter in/not airtight container	54.469	247.988	68.366	275.546
2008709000	Peaches, not containing added sugar/sweetening, in/not airtight containers	0	61.761	0	55.280
2008801000	Strawberries,containing added sugar/othsweet,matter in/not airtight container	0	4.103	0	15.052
2008809000	Strawberries,not containing added sugar/sweetening, in/not airtight containers	235	28.343	1.035	100.718
2008922000	Mixtures of other edible parts of plantadded sugar, in/not airtight container	2.752	202.548	3.016	190.786
2008929000	Mixtures of other edible parts of plantnot added sugar,in/not airtight contain.	2.686	569.521	2.987	541.986
2008991000	Lychees, othwise prepared or preserved	87.799	1.672.943	73.266	1.410.218
2008992000	Longans, othwise prepared or preserved	373.230	2.225.195	305.158	1.867.288
2008993000	Stems,roots and oth.edible partsof plants, othwise prepared or preserved	0	97.148	0	156.114
2008994000	Othwise prepared or preserved, addedsugar/sweet, in/not airtight container	30.302	65.104	47.848	73.628
2008999000	Othwise prepared/preserved, not addedsugar/sweet, in/not airtight container	122.894	804.049	150.128	893.252
2009110000	Orange juice, frozen	450.604	2.525.260	671.743	4.355.486
2009120000	Orange juice, not frozen,of a brix value not exceeding 20	84.135	1.113.604	92.919	992.620
2009190000	Orange juice, not frozen,of a brix value exceeding 20	8.406	564.215	9.774	453.295
2009210000	Grapefruit juice, of a brix value notexceeding 20	0	61.943	0	53.349
2009290000	Other grapefruit juiceof a brix value exceeding 20	18.285	256.164	67.201	1.304.308
2009310000	Juice of any other single citrus fruit,of a brix value not exceeding 20	560	41.728	2.619	55.654
2009390000	Other juice of any other single citrus fof a brix value exceeding 20	17.785	144.084	90.000	362.172
2009410000	Pineapple juice,of a brix value not exceeding 20	4.206	58.122	3.664	55.088
2009490000	Other pineapple juice,of a brix value exceeding 20	11.648	76.778	22.328	131.852
2009500000	Tomato juice	10.255	179.090	5.760	133.878
2009610000	Grape juice (including grape must),of a brix value not exceeding 20	22.484	490.754	28.664	476.536
2009690000	Other grape juice (including grape must)of a brix value exceeding 20	29.032	273.719	24.580	223.212
2009710000	Apple juice,of a brix value not exceeding 20	20.516	663.493	16.221	512.717
2009790000	Other apple juiceof a brix value exceeding 20	103.619	1.057.150	129.275	1.691.543
2009801000	Blackcurrant juice	0	2.464	0	31.697
2009809000	Other juice of any other single fruitor vegetables	72.935	935.640	110.394	1.554.332
2009900000	Mixtures of juices	384.839	1.930.337	1.235.727	4.604.387
2101111000	Instant coffee	147.225	2.539.232	811.248	18.994.514
2101119000	Oth extracts, essences and concentratesof coffee	28.527	326.289	93.647	932.912
2101120000	Preparations with a basis of extracts,essences or concentrates of coffee	15.554	224.778	106.604	3.679.706
2101201000	Tea preparations consisting of a mixturetea, milk powder and sugar	7.030	37.902	54.889	227.574
2101209000	Mate preparations consisting of a mixturmate , milk powder and sugar	122.829	954.736	727.711	5.385.771
2101300000	Roasted chicory&oth.roasted coffee substitutes,extract,essence&concent.thereof	0	343	0	4.655
2102101000	Bread yeasts, active	288.065	1.969.088	1.015.044	6.323.257
2102109000	Active yeasts, other than for bread	208.913	1.787.391	743.896	5.959.774
2102200000	Inactive yeasts; other single-cell microorganisms, dead	384.903	3.648.028	350.149	6.394.115
2102300000	Prepared baking powders	72.450	1.502.999	133.933	3.439.626
2103100000	Soya sauce sweet, salt and other	958.694	6.778.939	629.258	5.520.628
2103200000	Tomato ketchup and other tomato sauces	40.126	520.454	68.782	849.050
2103300000	Mustard flour & meal & prepared mustard	3.632	322.481	30.312	428.653
2103901000	Chilli sauce	199.342	1.528.119	246.108	2.148.901
2103902000	Mixed condiments and mixed seasonings,including belachan	61.417	627.390	228.339	2.437.632
2103903000	Fish sauce	133.088	1.213.170	93.905	868.554
2103909000	Other sauces and preparations therefor:mustard flour & meal & prepared mustard	510.051	6.097.344	1.581.810	16.378.782
2104101000	Soups and broths & preparation thereforcontaining meat	7.314	183.781	30.214	460.981
2104109000	Soups and broths & preparation therefor,not containing meat	39.919	674.141	65.370	1.382.438
2104201000	Homogenised composite food preparations,containing meat	0	12	0	52
2104209000	Homogenised composite food preparations,not containing meat	122	20.803	167	64.497
2105000000	Ice cream and other edible ice, whetheror not containing cocoa	189.206	1.248.319	849.376	5.007.684
2106100000	Protein concentrates and texturedprotein substances	281.456	3.583.241	642.081	6.293.562
2106901000	Dried bean curd and bean curd sticks	4	9.596	569	18.825
2106902000	Flavoured or colored syrups	70.122	782.345	202.073	2.114.730

I.3. IMPOR MENURUT KOMODITI / IMPORT BY HS COMMODITY
*****DESEMBER / DECEMBER 2009 *****

H S	Uraian Komoditi Commodity Description	Berat Bersih / Net Weight (Kg)		Nilai / Value C.I.F (US\$)	
		Bulan ini Current Month	Kumulatif Cum.Jan. to date	Bulan ini Current Month	Kumulatif Cum.Jan. to date
2106903000	Non-dairy creamer	3.614.996	40.724.518	5.069.854	60.698.093
2106904000	Autolysed yeast preparations	23.704	393.015	152.262	4.113.310
2106905100	Non-alcoholic prep used as raw material to make composite concentrates beverag	31.534	220.156	287.246	1.531.971
2106905200	Non-alcoholic comp concentrates for simpdilution with water to make beverages	490.297	5.177.037	6.562.958	49.250.731
2106905300	Ginseng based products, non-alcoholic preparations use for making beverages	54	25.455	1.258	166.938
2106905900	Other non-alcoholic preparations use for making beverages	124.731	1.672.187	356.409	5.482.193
2106906900	Other alcoholic preparations	0	62	0	7.410
2106907000	Preparations vitamins or minerals, medic food and oth.food supplements	434.546	3.720.920	4.851.337	55.642.203
2106908000	Mixtures of chemicals foodstuffs or subwith nutritive value, used for food proc	353.764	4.762.985	3.315.449	43.478.002
2106909100	Fortificant premixes	10.078	110.300	230.166	2.435.457
2106909200	Ginseng based preparations	960	39.158	86.461	368.646
2106909300	Food preparations for lactase deficient infants	0	7.421	0	8.496
2106909400	Other preparations for infant use	6.116	65.971	318.340	1.981.768
2106909500	seri kaya	0	721	0	19.521
2106909900	Other food preparations not elsewhere specified or included	336.502	8.199.477	1.582.226	35.854.107
2201100000	Mineral waters and aerated waters	223.596	1.948.742	201.595	1.584.705
2201901000	Ice and snow	490	550	4.354	8.275
2201909000	Other mineral waters or artificial	0	60.698	0	24.854
2202101000	Sparkling mineral waters and aerated waters, flavoured	1.010	1.286.921	3.339	712.932
2202109000	Other mineral water, containing added sugar/sweetening or flavoured	862.718	23.556.975	697.093	15.667.916
2202901000	Flavoured uht milk drink	1.598	574.009	4.710	540.090
2202902000	Soya milk drink	141.267	4.872.947	102.392	2.803.772
2202903000	Non-aerated beverage ready for immediate consumption without dilution	3.300.000	26.448.142	1.750.520	15.162.298
2202909000	Oth non-alcoholic beverages, excluding fruit or vegetable juices	3.410.553	38.089.356	1.521.471	21.025.748
2203001000	Stout and porter	5.960	7.640	12.558	15.754
2203009000	Other beer made from malt, including ale	0	33.778	0	66.543
2204100000	Sparkling wine	0	465	0	783
2204211100	Wine, in containers <= 2 l, alcoholic strength by volume <= 15%	0	80	0	351
2204211200	Wine, in containers <= 2 l, alcoholic strength by volume > 15%	556	6.208	3.001	24.844
2204212100	Grape must, in container <= 2 l, alcoholic strength by volume <= 15%	3.000	33.290	7.378	130.000
2204291100	Wine, in containers > 2 l, alcoholic strength by volume <= 15%	0	268	0	283
2205101000	Vermouth & oth wine, in container <= 2 l, alcoholic strength by volume <= 15%	0	4	0	27
2205902000	Vermouth & oth wine, in container > 2 l, alcoholic strength by volume > 15%	0	34	0	242
2206002000	Sake (rice wine)	0	106	0	778
2207100000	Undenatured ethyl alcohol of alcoholic strength by volume of >= 80%	5.365	47.553	13.276	269.139
2207201100	Ethyl alcohol of an alcoholic strength by volume of > 99%	2.200	28.509	2.411	48.443
2207201900	Oth denatured ethyl alcohol, including methylate spirits	433	6.383	1.263	14.960
2207209000	Other ethyl alcohol and other spirits	0	5.982	0	12.600
2208203000	Other spirits of an alcoholic strength by volume not exceeding 46% vol	0	14	0	137
2208204000	Other spirits of an alcoholic strength by volume exceeding 46% vol	0	6.953	0	92.939
2208301000	Whiskies of an alcoholic strength by volume not exceeding 46% vol	0	13.813	0	125.272
2208302000	Whiskies of an alcoholic strength by volume exceeding 46% vol	1.320	1.960	9.699	14.199
2208501000	Gin & geneva of an alcoholic strength by volume not exceeding 46% vol	0	1.381	0	8.874
2208601000	Vodka of an alcoholic strength by volume not exceeding 46% vol	0	2.503	0	15.980
2208602000	Vodka of an alcoholic strength by volume exceeding 46% vol	0	143	0	1.911
2208901000	Medicated samsu of alcoholic strength by volume <= 40%	0	1	0	633
2208909000	Other spirituous beverages	0	6	0	4
2209000000	Vinegar and substitutes for vinegar obtained from acetic acid	37.205	436.522	34.945	467.654
2301100000	Flours, meals & pellets, of meat / meat offal; unfit for human consumption; greaves	5.388.462	65.600.631	3.413.518	39.944.542
2301200000	Flours, meals & pellets, of fish/crustacean, molluscs/other aquatic invertebrates	3.516.540	67.208.053	3.518.280	60.129.127
2302100000	Bran, sharps and other residues of maize (corn)	1.065.235	2.238.371	533.761	1.272.466
2302300000	Bran, sharps and other residues of wheat	789.571	5.394.734	219.456	1.634.652
2302401000	Bran, sharps and other residues of rice	0	50.600	0	10.485
2302409000	Bran, sharps and other residues of other cereals	0	65.681	0	306.025
2302500000	Bran, sharps and other residues of leguminous plants	19.553	339.803	11.842	179.907
2303109000	Other residues of starch and similar residues	10.165.659	151.628.115	6.435.855	90.241.938
2303300000	Brewing or distilling dregs and waste	14.651.982	145.442.771	2.890.308	31.628.251
2304000000	Oil-cake & other solid residues, in pellet form, from the extract of soyabean oil	191.493.400	2.324.279.677	83.094.338	1.019.553.288
2305000000	Oil-cake & other solid residues, in pellet form, from the extract of ground-nut oil	0	2.977.362	0	1.038.552
2306300000	Oil-cake and other solid residues of sunflower seeds	0	509.000	0	115.542
2306410000	Oil-cake and other solid residues of flax seed or rapeseed	10.639.319	137.218.539	2.668.977	33.021.609
2306490000	Other oil-cake and other solid residues of rapeseed or colza seeds	1.087.409	9.546.294	309.764	2.291.448
2306500000	Oil-cake and other solid residues of coconut/copra manual/mechanic process	0	18.000	0	564
2306600000	Oil-cake and other solid residues of palm nuts or kernels	0	2.079.520	0	582.246
2306902000	Oil-cake and other solid residues of maize (corn) germ	2.105.498	25.721.645	1.268.202	11.526.312
2306909000	Other oil-cake and other solid residues	1.245.121	22.317.027	239.645	3.748.813
2307000000	Wine lees; argol	0	382	0	4.882
2308000000	Vegetable materials and waste, residues of a kind used in animal feeding	185.583	742.753	112.016	455.240
2309101000	Dog or cat food, put up for retail sale, containing meat	633.848	6.438.660	551.572	5.885.751
2309109000	Dog or cat food, put up for retail sale, not containing meat	898.590	7.601.185	1.256.548	9.459.322
2309901100	Complete feed for poultry	176.400	2.470.099	104.861	1.464.005
2309901200	Complete feed for swine	2.907.648	24.380.482	715.845	5.848.104

I.3. IMPOR MENURUT KOMODITI / IMPORT BY HS COMMODITY
*****DESEMBER / DECEMBER 2009 *****

H S	Uraian Komoditi Commodity Description	Berat Bersih / Net Weight (Kg)		Nilai / Value C.I.F (US\$)	
		Bulan ini Current Month	Kumulatif Cum.Jan. to date	Bulan ini Current Month	Kumulatif Cum.Jan. to date
2309901300	Complete feed for prawn feed	40.545	4.945.086	74.403	6.006.124
2309901900	Other complete feed	31.336	295.397	22.396	412.371
2309902000	Premixes, feed supplements and feedadditives for animal	2.962.127	32.122.198	9.355.173	93.372.874
2309903000	Other preparations of a kind used inanimal feeding, containing meat	21.310.222	282.249.988	11.100.432	153.853.400
2309909000	Other preparations of a kind used inanimal feeding, not containing meat	12.733.959	177.500.541	7.933.559	104.841.411
2401101000	Virginia tobacco, not stemmed/stripped,flue-cured	399.962	5.013.413	2.335.341	28.167.545
2401102000	Virginia tobacco, not stemmed/stripped,not flue-cured	259.819	260.979	2.574.046	2.588.364
2401103000	Other tobacco, not stemmed/stripped,flue-cured	190.139	1.274.413	804.663	9.403.080
2401109000	Other tobacco, not stemmed/stripped,not flue-cured	95.517	1.210.425	1.662.837	16.731.330
2401201000	Virginia tobacco, partly/wholly stemmed/stripped, flue-cured	967.596	23.931.094	7.194.053	147.077.151
2401202000	Virginia tobacco, partly/wholly stemmed/stripped, not flue-cured	137.949	208.079	1.282.980	1.641.289
2401203000	Oriental tobacco, partly/wholly stemmed/stripped	2.026.911	10.539.836	12.951.906	53.857.166
2401204000	Burley tobacco, partly/wholly stemmed/stripped	24.904	174.717	126.962	1.104.900
2401205000	Other tobacco, partly/wholly stemmed/stripped, flue-cured	0	4.297.574	0	18.224.181
2401209000	Other tobacco, partly/wholly stemmed/stripped, not flue-cured	55.625	771.000	716.000	5.259.016
2401301000	Tobacco stems	238.800	4.726.059	131.340	4.570.179
2401309000	Other tobacco refuse	253.479	790.748	452.903	1.547.108
2402100000	Cigars, cheroots and cigarillos,containing tobacco	12.583	40.525	117.502	871.223
2402209010	Cigarettes tobacco	28.957	50.397	202.484	367.182
2402209090	Other cigarettes containing tobacco	117.870	219.787	916.303	2.452.186
2402901000	Cigars, cheroots and cigarillos oftobacco substitutes	0	620	0	47.288
2402902000	Cigarettes of tobacco substitutes	16	2.494	261	136.553
2403101100	Blended tobacco, packed for retail sale	0	1.892	0	13.759
2403101900	Other smoking tobacco, packed for retail sale	0	3.031	0	119.028
2403102100	Blended tobacco, for cigarette making	832.935	8.880.126	5.890.643	63.615.571
2403102900	Oth manufactures tobacco for cigarettmaking	268.800	697.975	1.252.608	3.278.027
2403109000	Other smoking tobacco, whether or notcontaining tobacco substitutes	10.050	376.699	44.839	1.763.453
2403910000	Homogenised or reconstituted tobacco	0	118.584	0	1.668.466
2403991000	Tobacco extracts and essences	20	22.092	1.171	537.312
2403993000	Manufactured tobacco substitutes	0	57	0	370
2403996000	Ang hoon	0	37	0	544
2403999000	Oth manufactures tobacco & manufacturedtobacco substitutes	15.320	75.581	37.047	727.959
2501001000	Table salt	22.000	45.153	3.190	7.273
2501004100	Oth salt cont. at least 94.7% sodium chl a dry basis ,in package netto < 45 kg	373.168	1.750.330	101.404	566.366
2501004900	Oth salt cont. at least 94.7% sodium chl a dry basis ,in package netto < 45 kg	161.039.686	1.699.575.363	7.927.890	90.293.214
2501005000	Sea water	0	24	0	67
2501009000	Other salt	2.438	46.839	6.767	199.958
2502000000	Unroasted iron pyrites	305.762	905.762	37.825	106.825
2503000000	Sulphur of all kinds, oth than sublimed,precipitated and colloidal sulphur	13.981.398	203.106.884	1.409.752	35.102.281
2504100000	Natural graphite, in powder or in flakes	471.430	2.202.461	217.330	1.325.256
2504900000	Natural graphite, in other form	265.138	1.959.117	120.179	777.019
2505100000	Silica sands and quartz sands	3.943.416	47.760.920	364.804	3.594.636
2505900000	Other natural sands,whether/not coloredother than metal-bearing sands	218.406	10.288.545	65.757	1.995.278
2506100000	Quartz	337.839	5.790.798	51.101	700.924
2506200000	Quartzite	35.467	328.659	36.894	289.827
2507000000	Kaolin and other kaolinic clays,whetheror not calcined	7.765.368	96.962.549	1.986.616	24.679.488
2508100000	Bentonite	18.736.562	145.888.557	1.273.916	14.682.012
2508300000	Fire-clay	433.545	3.247.960	195.538	1.511.205
2508400000	Other clays	2.658.501	30.924.114	740.740	7.753.278
2508500000	Andalusite, kyanite and sillimanite	21.000	454.187	10.237	205.930
2508600000	Mullite	263.476	2.682.000	133.498	1.376.373
2508700000	Chamotte or dinas earths	206.596	3.253.483	72.786	1.369.109
2509000000	Chalk	98.581	864.893	41.653	538.501
2510101000	Apatite, unground	5	5	180	180
2510109000	Other natural calcium phosphates,naturaaluminium calcium phosphates, ungrour	109.100.150	768.021.956	13.494.561	156.334.998
2510201000	Apatite, ground	0	181.035	0	196.087
2510209000	Other natural calcium phosphates,naturaaluminium calcium phosphates, ground	0	5.205	0	15.625
2511100000	Natural barium sulphate (barytes)	2.172.750	95.885.484	475.071	9.724.256
2511200000	Natural barium carbonate (witherite)	0	28.143	0	10.166
2512000000	Siliceous fossil meals and similarsiliceous earths	417.304	4.773.369	474.435	3.496.744
2513100000	Pumice stone	17.103	69.643	3.628	146.757
2513200000	Emery, natural corundum, natural garnetand other natural abrasives	1.765.998	18.340.173	713.328	6.572.087
2514000000	Slate, whether or not roughly trimmedor merely cut	67	64.041	463	30.645
2515110000	Marble and travertine, crude or roughlytrimmed	0	362.859	0	87.838
2515121000	Marble and travertine, merely cut intoblocks	1.835.066	17.293.048	196.457	2.445.973
2515122000	Marble and travertine, merely cut intoslabs	2.160.920	19.267.198	755.983	6.762.600
2515200000	Ecaussine & other calcareous monumentalor building stone; alabaster	0	35	0	198
2516110000	Granite, crude or roughly trimmed	161.785	359.636	67.721	191.264
2516121000	Granite, merely cut into blocks	19.150	1.844.739	1.928	317.861
2516122000	Granite, merely cut into slabs	2.691.269	22.509.294	728.629	6.689.490
2516200000	Sandstone	9.133	768.153	3.487	207.197
2516900000	Other monumental or building stone	0	398.444	0	109.117

I.3. IMPOR MENURUT KOMODITI / IMPORT BY HS COMMODITY
*****DESEMBER / DECEMBER 2009 *****

H S	Uraian Komoditi Commodity Description	Berat Bersih / Net Weight (Kg)		Nilai / Value C.I.F (US\$)	
		Bulan ini Current Month	Kumulatif Cum.Jan. to date	Bulan ini Current Month	Kumulatif Cum.Jan. to date
2517100000	Pebbles, gravel, broken/crushed stonewhether or not heat treated	16.057.295	75.557.157	218.616	1.894.401
2517200000	Macadam of slag, dross or similar industrial waste	0	50.000	0	38.300
2517300000	Tarred macadam	0	97	0	54
2517410000	Granules, chippings and powder of marble whether or not heat trated	0	32.122.409	0	675.342
2517490000	Granules, chippings & powder of stones owhethet or not heat treated	244.853	2.570.409	82.122	946.621
2518100000	Dolomite, not calcined or sintered	0	60.000	0	10.980
2518200000	Dolomite, calcined or sintered	421.010	3.043.512	103.432	523.516
2518300000	Dolomite, ramming mix	596.000	6.517.800	65.672	1.125.806
2519100000	Natural magnesium carbonate (magnesite)	1.716.001	12.607.358	289.508	3.516.081
2519900000	Fused magnesia; dead-burned magnesia	2.520.067	14.412.557	793.919	5.896.364
2520100000	Gypsum, anhydrite	146.879.499	1.094.914.746	4.213.053	33.125.122
2520201000	Plasters, for use in dentistry	90.943	24.967.542	64.629	948.291
2520209000	Other plasters	2.756.773	106.786.040	524.921	9.185.981
2521000000	Limestone flux; limestone and other calcareous stone	12.908.478	144.482.780	675.264	7.003.098
2522100000	Quicklime	0	8.471.394	0	961.207
2522200000	Slaked lime	237.012	6.681.499	82.806	1.201.694
2522300000	Hydraulic lime	500	76.579	1.750	26.556
2523101000	Cement clinkers, for white cement	1.086	34.023.768	3.920	1.956.785
2523109000	Other cement clinkers	25.075.800	85.143.303	1.064.774	3.673.504
2523210000	Portland cement, white cement, whether or not artificially colored	24.367	77.953	57.098	126.530
2523291000	Portland cement, colored cement	41.586.000	705.696.220	1.983.562	34.064.943
2523299000	Other portland cements	30.296.395	291.970.789	1.383.127	14.638.628
2523300000	Aluminous cement	291.873	2.895.592	174.782	2.059.714
2523900000	Other hydraulic cements	57.139.000	396.032.780	2.579.822	18.424.053
2524900010	Chrysotile	12.023.975	82.278.835	5.648.161	37.880.388
2524900090	Other asbestos, crocokolite & chrysolite	0	23.254	0	13.421
2525100000	Crude mica and mica rifted into sheets or splittings	1.311	303.347	5.340	176.709
2525200000	Mica powder	121.932	2.193.391	277.384	2.600.775
2525300000	Mica waste	0	50.010	0	6.226
2526100000	Natural steatite, not crushed, not powdered	0	4.039.486	0	355.124
2526201000	Talc powder, crushed or powdered	7.504.079	92.735.951	1.099.360	12.309.126
2526209000	Oth natural steative, crushed/powdered	597.688	10.733.618	90.547	1.301.016
2528100000	Natural sodium borates and concentrates thereof (whether or not calcined)	0	300	0	4.774
2528900000	Natural boric acid containing not more than 85% of h3bo3 on the dry weight	476.001	2.385.730	256.474	1.477.703
2529100000	Felspar	17.600.602	220.850.937	1.461.585	15.897.512
2529210000	Fluorspar, containing by weight 97% or less of calcium fluoride	266.380	1.088.971	43.504	252.973
2529220000	Fluorspar, containing by weight more than 97% of calcium fluoride	160.078	877.502	86.533	479.267
2529300000	Leucite; nepheline & nepheline syenite	114.256	2.333.734	45.856	820.607
2530100000	Vermiculite, perlite and chlorites, unexpanded	191.212	3.719.851	88.516	1.273.770
2530201000	Kieserite	12.858.000	102.090.151	1.323.638	12.725.833
2530202000	Epsomite	0	16	0	285
2530900000	Other mineral substances not elsewhere specified or included	1.783.362	22.094.927	987.892	7.589.099
2601110000	Iron ores and concentrates, other than roasted iron pyrites : non agglomerated	170.324.300	1.327.640.743	18.427.435	173.468.561
2601120000	Iron ores and concentrates, other than roasted iron pyrites : agglomerated	0	40.426.854	0	10.937.622
2601200000	Roasted iron pyrites	146.160	562.359	68.883	289.311
2602000000	Manganese ores & concentrates, including ferruginous manganese, m. content >= 2	76.222	360.990	127.508	572.676
2603000000	Copper ores and concentrates	9.042	10.042.240	64.725	14.592.673
2604000000	Nickel ores and concentrates	0	379	0	1.294
2605000000	Cobalt ores and concentrates	5.000	28.280	165.345	982.931
2606000000	Aluminium ores and concentrates	248.591	1.173.596	102.505	669.736
2607000000	Lead ores and concentrates	262.855	2.430.726	217.784	1.531.785
2608000000	Zinc ores and concentrates	3.619	38.698	41.571	164.819
2609000000	Tin ores and concentrates	384	126.122	10.259	175.380
2610000000	Chromium ores and concentrates	120.015	978.043	45.217	376.919
2611000000	Tungsten ores and concentrates	0	15.448	0	15.999
2612100000	Uranium ores and concentrates	0	2	0	6
2613900000	Molybdenum ores and concentrates, other than roasted	0	11	0	332
2614001000	Titanium ores and concentrates, ilmenite ores and concentrates	0	12.448	0	29.900
2614009000	Titanium ores and concentrates, other than ilmenite ores & concentrates	365.537	2.051.617	312.830	1.653.720
2615100000	Zirconium ores and concentrates	1.667.878	14.611.562	1.871.501	16.209.621
2615900000	Other niobium, tantalum ores and concentrates vanadium or zirconium ores	84.481	658.594	102.224	865.025
2616900000	Precious metal ores other than silver ores	32	116	11.012	21.304
2617100000	Antimony ores and concentrates	4.340	53.939	29.221	289.888
2617900000	Other ores and concentrates.	0	81.563	0	44.967
2618000000	Granulated slag (slag sand) from the manufacture of iron or steel	0	253.075	0	37.487
2619000000	Slag, dross (not granula slag), & othwaste from the manufac. of iron or steel	99	1.025.756	1.532	119.795
2620110000	Ash & residues containing mainly zinc, hard zinc spelter	0	13	0	191
2620190000	Ash & residues containing mainly zinc, other than hard zinc spelter	0	247	0	4.955
2620290000	Ash & residues containing mainly lead, other than leaded gasoline sludges	16	173	351	8.919
2620910000	Ash & residues containing antimony, beryllium cadmium chromium or their mix	1	532	35	4.547
2621900000	Seaweed ash (kelp)	0	14.212	0	11.931
2701110000	Anthracite	1.166.908	65.757.396	362.555	17.268.278

I.3. IMPOR MENURUT KOMODITI / IMPORT BY HS COMMODITY
*****DESEMBER / DECEMBER 2009 *****

H S	Uraian Komoditi Commodity Description	Berat Bersih / Net Weight (Kg)		Nilai / Value C.I.F (US\$)	
		Bulan ini Current Month	Kumulatif Cum.Jan. to date	Bulan ini Current Month	Kumulatif Cum.Jan. to date
2701121000	Bituminous coal: coking coal	0	205.438	0	91.654
2701129000	Bituminous coal: other than coking coal	0	491.187	0	113.479
2701190000	Other coal	316.285	2.350.429	113.643	4.886.711
2701200000	Briquettes, ovoids & similar solid fuels manufactured from coal	403.179	1.418.383	91.346	329.002
2702100000	Lignite, whether or not pulverised, but not agglomerated	0	33.553	0	76.711
2702200000	Agglomerated lignite	18.144	361.721	32.147	771.696
2703001000	Peat, whether or not compressed into bales, but not agglomerated	6.532	154.759	7.870	39.722
2703002000	Agglomerated peat	31.027	298.695	5.368	55.037
2704001000	Coke & semi-coke of coal	6.861.359	49.300.047	2.204.861	16.057.630
2704003000	Retort carbon	70.126	10.228.404	67.398	2.207.176
2705000000	Coal gas, water gas, producer gas and similar gases other than petroleum gas	656	2.398	8.792	31.152
2706000000	Tar distilled from coal, from lignite or from peat & other mineral tars	90.000	1.127.963	46.098	644.837
2707100000	Benzol (benzene)	0	21.058	0	50.971
2707200000	Toluol (toluene)	3.545	6.129	27.123	39.409
2707300000	Xylol (xylenes)	16.682	34.463	26.910	129.837
2707400000	Napthalene	33	86.071	361	398.580
2707500000	Oth. aromatic hydrocarbon mix. of >= 65% by volume, distills at 250.c, ASTM d 86 m	2.581.391	18.331.450	2.199.522	13.745.733
2707910000	Creosote oils	0	49.030	0	80.910
2707992000	Carbon black feedstock	0	15.891	0	32.221
2707999000	Other products of the distilled of high temperature coal tar	723.012	12.610.484	1.071.875	10.900.326
2708100000	Pitch	8.686.052	25.215.239	4.743.466	13.789.904
2708200000	Pitch coke	0	5.741.000	0	4.086.276
2709001000	Crude petroleum oil	1.387.311.403	15.303.443.304	834.719.692	7.361.889.450
2709002000	Condensate	0	58.959	0	58.177
2709009000	Other petroleum oil, crude	0	217.180	0	256.748
2710111100	Motor spirit, premium leaded	1.602.820	7.541.032	1.147.201	5.398.521
2710111200	Motor spirit, premium unleaded	763.751.485	7.468.081.938	544.323.572	4.451.590.955
2710111300	Motor spirit, regular leaded	0	16.060	0	14.678
2710111400	Motor spirit, regular unleaded	21.266.449	299.664.443	13.512.465	179.192.165
2710111500	Other motor spirit, leaded	12.000	60.800	17.160	69.540
2710111600	Other motor spirit, unleaded	96.905.185	820.379.620	67.258.952	489.241.919
2710112000	Aviation spirit	227.793	17.932.686	454.260	9.615.949
2710113000	Tetrapropylene	4	7.383.845	141	5.845.402
2710114000	White spirit	3.117.533	10.790.872	2.598.918	8.636.225
2710115000	Low aromatic solvents containing by weight <= 1% aromatic content	4.699.452	14.970.238	5.120.079	15.462.724
2710116000	Other solvent spirits	1	843.014	122	809.245
2710117000	Naptha, reformat or preparations for preparing spirits	84.979.265	1.203.968.071	57.943.460	645.547.430
2710119000	Other petroleum oil, light oil & other than crude	1.956.973	16.336.290	2.050.452	16.209.005
2710191300	Aviation turbine fuel (jet fuel) having a flash point of not less than 23-c	345	21.235.416	7.328	10.347.345
2710191400	Aviation turbine fuel (jet fuel) having a flash point of less than 23-c	31.118.407	174.022.150	20.807.473	95.494.070
2710191600	Kerosene	0	42.485	0	77.328
2710191900	Other medium oils and preparations	6.092.448	91.932.321	6.103.331	83.220.623
2710192000	Topped crudes	49.459	687.706	89.102	895.775
2710193000	Carbon black feedstock oil	10.480.962	82.870.679	4.818.998	33.611.715
2710194100	Lubricating oil base stock	10.561.898	87.686.158	10.573.633	74.452.695
2710194200	Lubricating oils for aircraft engines	5.800	12.117	31.306	77.830
2710194300	Other lubricating oils	11.452.921	112.544.356	21.425.115	201.070.437
2710194400	Lubricating greases	1.409.035	10.389.855	3.792.706	27.634.786
2710195000	Hydraulic brake fluid	1.551	56.505	2.753	193.873
2710196000	Transformer and circuit breakers oils	832.836	9.498.234	897.310	9.495.736
2710197100	High speed diesel fuel	563.368.079	6.918.152.433	350.714.602	3.734.396.648
2710197200	Other diesel fuel	23.204.092	177.336.332	14.284.257	89.359.530
2710197900	Other fuel oils	134.831.972	1.557.139.822	64.652.505	637.573.622
2710199000	Oth petroleum oils & oils obtained from bituminous minerals (other than crude)	1.211.111	11.079.178	1.612.242	15.081.286
2710990000	Other waste oils	0	150.262	0	383.678
2711110000	Liquid natural gas	0	3.931.307	0	2.148.964
2711120000	Liquid propane	22.724.680	472.746.046	16.766.269	235.106.046
2711130000	Liquid butanes	24.835.855	441.560.815	18.534.281	224.885.416
2711141000	Liquid ethylene	0	2	0	365
2711149000	Liquid propylene, butylene & butadiene	4.290	47.304	18.907	112.294
2711190000	Other liquid petroleum gas	0	52.440.509	0	26.657.110
2711210000	Natural gas in gaseous state	0	126	0	7.925
2711290000	Other petroleum gas in gaseous state	245	48.123	10.903	224.388
2712100000	Petroleum jelly	186.059	2.644.258	306.783	4.350.609
2712200000	Paraffin wax containing by weight less than 0.75% of oil	544.487	3.546.534	632.643	4.218.288
2712901000	Other paraffin wax	1.104.272	13.590.434	1.416.762	14.686.607
2712909000	Microcrystalline petroleum wax, slack wax, ozokerite, lignite wax, peat wax	235.343	3.875.772	453.436	6.909.017
2713110000	Petroleum coke, not calcined	37.600	30.256.599	13.762	15.098.719
2713120000	Petroleum coke, calcined	12.790.688	66.665.988	4.701.581	33.494.562
2713200000	Petroleum bitumen	47.811.310	479.199.374	22.963.896	203.142.588
2713900000	Other residues of petroleum oils or of oils obtained from bituminous minerals	830.468	8.729.437	523.195	4.994.292
2714100000	Bitumen and asphalt, natural bituminous or oil shale and tar sands	19.245	841.630	9.160	425.895

I.3. IMPOR MENURUT KOMODITI / IMPORT BY HS COMMODITY
*****DESEMBER / DECEMBER 2009 *****

H S	Uraian Komoditi Commodity Description	Berat Bersih / Net Weight (Kg)		Nilai / Value C.I.F (US\$)	
		Bulan ini Current Month	Kumulatif Cum.Jan. to date	Bulan ini Current Month	Kumulatif Cum.Jan. to date
2714900000	Bitumen and asphalt, natural asphalt sand asphaltic rocks	5.398.623	49.013.560	2.613.779	23.372.712
2715000000	Bituminous mix. based on natur. asphalt on natur. bitumen, on petroleum bitumen	99.451	648.476	217.127	1.504.608
2801100000	Chlorine	225.378	1.863.293	136.611	1.494.284
2801200000	Iodine	47	1.974	2.397	55.317
2801300000	Fluorine; bromine	12.090	107.259	6.951	113.031
2802000000	Sulphur, sublimed or precipitated, colloidal sulphur	4.934.903	41.925.342	494.800	4.910.320
2803001000	Rubber grade carbon black	7.272.960	91.440.634	7.351.300	83.657.796
2803002000	Acetylene black	481.050	6.095.236	903.470	11.584.269
2803003000	Other carbon blacks	1.860.095	17.417.456	2.264.639	18.671.565
2803009000	Other carbon	1.056.449	10.724.120	1.258.647	11.434.809
2804100000	Hydrogen	88.089	974.445	29.043	1.190.623
2804210000	Argon	586.019	4.580.160	438.198	3.533.865
2804290000	Other rare gases	993.594	4.702.767	433.322	4.647.280
2804300000	Nitrogen	1.297.380	12.515.273	284.938	2.354.411
2804400000	Oxygen	2.159.521	25.385.846	684.720	7.580.124
2804500000	Boron; tellurium	272	392	3.559	5.155
2804610000	Silicon, containing by weight >= 99.99%	404	37.166	4.486	95.803
2804690000	Silicon, containing by weight < 99.99%	598.325	6.415.914	1.132.378	10.936.242
2804700000	Phosphorus	15.584	223.390	153.560	3.770.382
2804800000	Arsenic	0	75.001	0	91.729
2804900000	Selenium	2.310	14.029	96.288	694.453
2805110000	Sodium	267.510	662.108	648.273	2.070.237
2805120000	Calcium	65	235.548	140	1.006.144
2805190000	Other alkali or alkaline-earth metals	284.128	2.622.423	391.464	3.264.256
2805300000	Rare-earth metals, scandium & yttrium whether or not intermixed or interalloy	0	517	0	1.578
2805400000	Mercury	41	9.928	13.257	167.838
2806100000	Hydrogen chloride (hydrochloric acid)	74.148	1.262.038	39.023	778.791
2806200000	Chlorosulphuric acid	1	77	27	1.111
2807000000	Sulphuric acid; oleum.	8.032.032	95.444.696	212.613	3.904.968
2808000000	Nitric acid; sulphonitric acids	1.382.339	10.243.017	554.050	4.430.884
2809100000	Diphosphorus pentoxide	4.700	48.386	15.980	88.032
2809203000	Phosphoric acids, hypophosphoric acids and hypophosphoric acids	775.887	10.972.485	556.627	7.531.134
2809209000	Other phosphoric acids, hypophosphoric acids and hypophosphoric acids	23.405.016	61.274.426	8.520.668	26.350.651
2810000000	Oxide of boron; boric acids	898.428	3.245.506	589.377	2.428.525
2811110000	Hydrogen fluoride (hydrofluoric acid)	116.961	737.581	97.656	772.083
2811191000	Arsenic acid	450.632	2.060.833	191.442	931.538
2811199000	Other inorganic acids	120.123	700.533	106.971	768.772
2811210000	Carbon dioxide	133.222	2.563.396	144.477	1.941.589
2811221000	Silica powder	996.720	14.158.001	980.310	13.583.409
2811229000	Silicon dioxide, other form	1.791.071	13.012.791	1.610.318	12.759.732
2811291000	Diarsenic pentoxide	26.109	55.251	9.331	33.805
2811299000	Other inorganic oxygen compounds of non metals	190.622	1.233.523	277.359	1.969.931
2812100000	Chlorides and chloride oxides	17.396	69.798	49.990	147.489
2812900000	Other halides and halide oxides of nonmetals	148	160.289	1.572	803.965
2813100000	Carbon disulphide	1.596.350	6.580.971	1.316.473	5.517.788
2813900000	Other sulphides of non-metal	173	237	1.170	2.599
2814100000	Anhydrous ammonia	0	49.044.634	0	10.580.508
2814200000	Ammonia in aqueous solution	10.430	85.817	29.679	231.923
2815110000	Sodium hydroxide (caustic soda), solid	650.822	8.113.794	245.593	3.485.345
2815120000	Sodium hydroxide (caustic soda), in aqueous solution (lye or liquid soda)	158.392	11.312.222	149.718	3.131.519
2815200000	Potassium hydroxide (caustic potash)	620.709	9.045.831	771.892	11.749.382
2815300000	Peroxides of sodium or potassium	1.233	34.546	7.765	93.293
2816100000	Hydroxide and peroxide of magnesium	383.569	1.718.300	230.942	2.023.749
2816400000	Oxides, hydroxides & peroxides, of strontium or barium	0	250.595	0	130.083
2817001000	Zinc oxide	687.271	5.591.751	1.283.668	9.263.283
2817002000	Zinc peroxide	37.800	298.664	81.482	487.225
2818100000	Artificial corundum, whether or not chemically defined	633.800	5.440.782	467.914	2.257.251
2818200000	Aluminium oxide, other than artificial corundum	180.620.297	484.171.344	55.172.170	139.715.127
2818300000	Aluminium hydroxide	3.591.086	82.383.222	1.348.915	23.292.767
2819100000	Chromium trioxide	29.621	543.491	108.900	1.909.577
2819900000	Other chromium oxides and hydroxides	14.985	170.529	72.227	737.448
2820100000	Manganese dioxide	1.823.469	18.575.082	3.291.612	32.951.760
2820900000	Other manganese dioxide	291.355	2.144.742	373.760	3.033.790
2821100000	Iron oxides and hydroxides	1.125.835	10.544.337	864.894	7.526.544
2821200000	Earth colors	257	19.393	1.808	54.290
2822000000	Cobalt oxides and hydroxides, commercial	9.061	147.817	189.779	2.162.935
2823000000	Titanium oxides.	809.678	8.606.299	1.965.782	19.664.475
2824100000	Lead monoxide (litharge, massicot)	1.397	309.313	8.548	806.908
2824900000	Other lead monoxide	408	98.445	3.162	240.328
2825100000	Hydrazine, hydroxylamine, inorganic salt	111.487	1.148.596	344.725	3.585.952
2825200000	Lithium oxide and hydroxide	890	84.830	117.124	921.903
2825300000	Vanadium oxides and hydroxides	2.846	8.655	65.011	173.927

I.3. IMPOR MENURUT KOMODITI / IMPORT BY HS COMMODITY
*****DESEMBER / DECEMBER 2009 *****

H S	Uraian Komoditi Commodity Description	Berat Bersih / Net Weight (Kg)		Nilai / Value C.I.F (US\$)	
		Bulan ini Current Month	Kumulatif Cum.Jan. to date	Bulan ini Current Month	Kumulatif Cum.Jan. to date
2825400000	Nickel oxides and hydroxides	2.186.850	2.308.005	1.681.567	3.414.039
2825500000	Copper oxides and hydroxides	1.242.254	1.813.886	1.317.503	4.083.202
2825600000	Germanium oxides and zirconium dioxide	3.200	17.451	15.706	83.443
2825700000	Molybdenum oxides and hydroxides	0	931	0	25.210
2825800000	Antimony oxides	43.225	623.973	257.285	3.229.001
2825900000	Other inorganic bases	183.296	3.028.977	2.286.500	11.873.595
2826120000	Fluorides of aluminium	3	192.003	111	227.803
2826190000	Other fluorides	53.576	978.305	61.954	918.831
2826300000	Sodium hexafluoroaluminate (syntheticcryolite)	19.263	60.142	26.390	80.505
2826900000	Other complex fluorine salt.	102.053	1.065.956	272.571	2.693.697
2827100000	Ammonium chloride	595.354	4.841.622	160.838	1.626.259
2827201000	Calcium chloride, commercial grades	275.000	2.016.087	62.250	445.914
2827209000	Calcium chloride, not commercial grades	690.383	13.717.141	255.649	3.827.056
2827310000	Other chlorides of magnesium	83.800	834.313	32.418	381.255
2827320000	Other chlorides of aluminium	608.891	8.504.559	237.616	3.315.377
2827350000	Other chlorides of nickel	15.123	173.120	83.371	681.756
2827390010	Other chlorides of zinc	115.016	1.429.832	85.290	1.119.778
2827390090	Other chlorides of iron, cobaltd and of other materials	750.820	2.109.020	526.222	1.718.051
2827410000	Chloride oxides & chloride hydroxides,of copper	1.500	25.023	4.050	65.747
2827490000	Other chloride oxides & chloridehydroxides	201.027	2.083.277	133.394	1.813.927
2827510000	Bromides of sodium or of potassium	20.530	759.926	36.753	1.310.322
2827590000	Other bromides	26.982	110.433	44.157	443.097
2827600000	Iodides and iodide oxides	4.611	88.357	58.573	554.625
2828100000	Commercial calcium hypochlorite & othercalcium hypochlorites	448.446	5.190.086	453.685	4.631.310
2828901000	Sodium hypochlorite	1.322	63.037	26.083	155.149
2828909000	Other hypochlorite	232.025	1.942.967	352.273	2.771.707
2829110000	Chlorates of sodium	1.019.709	2.214.316	657.435	2.216.647
2829190000	Other chlorates	197.011	1.877.164	285.509	2.141.951
2829900000	Bromat dan perbromat, iodat & periodat	5.569	397.806	57.471	1.529.896
2830100000	Sodium sulphides	680.892	5.851.598	425.657	3.030.400
2830900000	Other sulphides	5.841	880.329	14.034	530.122
2831100000	Dithionites and sulphonylates of sodium	671.830	6.605.320	538.317	5.510.327
2831900000	Other dithionites and sulphonylates	7.073	155.332	12.410	299.291
2832100000	Sodium sulphites	1.037.572	8.787.714	396.235	3.633.094
2832200000	Other sulphites	72.039	735.765	23.890	301.167
2832300000	Thiosulphates	93.100	1.518.898	27.922	566.644
2833110000	Disodium sulphate	3.806.212	156.335.373	534.703	17.000.604
2833190000	Other sodium sulphates	7.424.515	98.443.520	847.752	11.434.446
2833210000	Magnesium sulphate	801.820	7.491.740	250.469	1.762.868
2833221000	Aluminium sulphate :commercial grade	0	42.027	0	74.232
2833229000	Aluminium sulphate:other grade	571	247.759	840	72.718
2833240000	Nickel sulphate	28.762	629.494	194.879	3.043.169
2833250000	Copper sulphate	831.348	6.801.460	1.135.697	10.112.088
2833270000	Barium sulphate	177.081	1.702.006	153.307	1.393.812
2833291000	Of chromium or zinc	720.448	3.952.952	725.032	3.871.234
2833292000	Tribasic lead sulphate	31.378	380.972	31.336	520.934
2833299000	Other sulphate of other material	252.783	4.791.146	344.387	2.762.001
2833300000	Alums	238.002	1.544.109	58.677	425.873
2833400000	Peroxisulphates (persulphates)	20.022	1.017.435	22.382	1.170.512
2834100000	Nitrites	463.175	3.514.723	241.447	1.847.190
2834210000	Nitrates of potassium	136.884	1.332.695	137.187	1.454.932
2834290000	Other nitrates	412.572	3.860.663	251.462	2.555.407
2835100000	Phosphinates (hypophosphites) andphosponates (phosphites)	99.096	631.378	271.967	1.545.460
2835220000	Phosphates of mono- or disodium	45.911	3.048.244	67.177	2.999.672
2835240000	Phosphates of potassium	219.435	1.840.987	566.696	5.030.876
2835251000	Dicalcium phosphate, feed grade	4.146.250	33.096.176	1.537.854	13.431.753
2835259000	Oth hypophosphites, phosphonates andand phosphates, polyphosphates	223.914	6.630.208	155.318	3.149.116
2835260000	Other phosphates of calcium	1.935.705	26.089.053	1.049.495	17.333.832
2835290000	Other phosphates	285.266	3.284.363	246.095	3.863.688
2835310000	Sodium triphosphate (sodiumtripolyphosphate)	845.669	33.609.404	682.386	26.184.106
2835391000	Tetranatrium pirofosfat	10.420	439.408	13.108	682.331
2835399000	Other polyphosphates	392.442	5.524.085	652.541	8.242.654
2836200000	Disodium carbonate	45.623.107	697.481.846	8.407.867	147.901.599
2836300000	Sodium hydrogencarbonate (sodium bicarbonate)	5.418.525	79.721.344	1.502.369	19.685.839
2836400000	Potassium carbonates	852.697	5.878.313	912.927	6.894.878
2836501000	Calsium carbonate, food or pharmaceu-tical grade	755.899	11.229.311	272.543	4.110.567
2836509000	Calsium carbonate, other grade	4.603.768	52.372.796	1.249.808	11.823.495
2836600000	Barium carbonate	329.881	2.993.182	185.282	1.450.831
2836910000	Lithium carbonates	2.428	94.570	5.724	315.243
2836920000	Strontium carbonate	48.001	290.169	23.441	135.583
2836990000	Other carbonates	982.430	10.840.784	960.280	9.338.797
2837110000	Cyanides and cyanide oxides, of sodium	364.003	4.399.585	671.033	8.281.602

I.3. IMPOR MENURUT KOMODITI / IMPORT BY HS COMMODITY
*****DESEMBER / DECEMBER 2009 *****

H S	Uraian Komoditi Commodity Description	Berat Bersih / Net Weight (Kg)		Nilai / Value C.I.F (US\$)	
		Bulan ini Current Month	Kumulatif Cum.Jan. to date	Bulan ini Current Month	Kumulatif Cum.Jan. to date
2837190000	Other cyanides and cyanide oxides	6.114	19.688	37.549	165.394
2837200000	Complex cyanides	0	21.097	0	28.915
2839110000	Sodium metasilicates	375.156	2.965.644	134.226	1.242.551
2839191000	Sodium silicates	3.366.198	19.504.627	836.867	5.830.217
2839199000	Other silicates of sodium	406.473	6.994.911	336.174	4.244.517
2839900000	Other silicates; commercial alkali metasilicates	127.183	3.154.509	224.077	4.728.202
2840110000	Disodium tetraborate (refined borax), anhydrous	0	1.250	0	4.993
2840190000	Other disodium tetraborate (refined borax)	2.314.756	22.962.016	1.497.298	14.304.753
2840200000	Other borates	24.239	127.102	16.566	203.792
2840300000	Peroxyborates (perborates)	14.977	222.358	19.558	301.163
2841300000	Sodium dichromate	58.980	379.767	74.728	556.680
2841500000	Other chromates and dichromates, peroxychromates	1.053	77.099	17.347	334.341
2841610000	Potassium permanganate	60.000	385.264	152.751	1.039.842
2841690000	Other manganit	4.096	4.912	12.828	16.328
2841700000	Molybdates	1.191	20.386	32.652	262.625
2841800000	Tungstates (wolframates)	962	9.796	1.701	30.376
2841900000	Oth salts of oxometallic or peroxy metal acids	34.350	284.748	85.283	1.389.384
2842100000	Double/complex silicates, incl aluminosilicates w. or not chemical defined	1.647.502	14.444.087	1.352.291	7.437.992
2842901000	Sodium arsenite	23.707	125.120	20.500	121.352
2842902000	Copper and/or chromium salts	300	9.653	832	33.125
2842909000	Oth salts of inorganic acids/peroxy acid	72.228	901.990	253.240	3.677.379
2843100000	Colloidal precious metals	0	1.462	0	12.734
2843210000	Silver nitrate	462	3.099	38.535	429.963
2843290000	Other silver compounds	4.755	19.629	226.335	1.005.728
2843300000	Gold compounds	4.978	13.636	485.251	2.463.309
2843900000	Other amalgams and other compound colloidal precious metals	250	6.058	29.002	702.385
2844101000	Natural uranium and its compounds	35	35	764	764
2844109000	Ceramic products & mixtures containing natural uranium	50	4.018	7.814	594.609
2844301000	Uranium depleted in u235 & its compound thorium and its compounds	0	2	0	2.324
2844401900	Other radioactive elements & isotopes & compounds, radioactive residues	64	158	36.391	187.806
2844409000	Ceramic products & mixtures containing isotop or compound, radioactive residues	740	13.236	98.482	2.119.103
2845100000	Heavy water (deuterium oxide)	0	17	0	391
2845900000	Other isotops other than those heading 28.44	0	9.520	0	38.201
2846100000	Cerium compounds	2.090	6.891	17.087	51.910
2846900000	Other compounds, inorganic or organic of rare-earth metal	2.425	21.564	20.511	121.515
2847001000	Liquid hydrogen peroxide, whether or not solidified with urea	676.959	9.238.423	327.578	3.956.405
2847009000	Hydrogen peroxide, whether or not solidified with urea other form	65.845	444.588	25.812	203.099
2848000000	Phosphides, whether or not chemically defined excluding ferrophosphorus.	20.000	89.566	66.000	319.869
2849100000	Carbides, whether or not chemically defined of calcium	1.423.803	10.070.720	623.118	5.139.078
2849200000	Carbides, whether or not chemically defined of silicon	138.662	1.898.652	208.860	1.735.943
2849900000	Carbides, whether or not chemically defined of other material	88.204	269.719	27.510	760.330
2850000000	Hydrides, nitrides, azides, silicides and borides	539	12.256	19.852	185.794
2852001000	Mercury sulphate	37	190	4.096	22.126
2852002000	Mercury compounds of a kind used as	0	10	0	172
2852009000	Other compounds, inorganic/organic, of mercury, excluding amalgams	34	2.548	5.570	69.801
2853000000	Liquid, compressed air, other inorganic (incl distil/conductivity water, similar)	2.753	52.717	21.844	484.608
2901100000	Saturated acyclic hydrocarbons.	364.312	7.599.959	486.140	8.709.887
2901210000	Ethylene	68.215.046	663.714.441	66.594.812	518.511.483
2901220000	Propene (propylene)	13.501.131	269.170.911	14.275.551	223.746.783
2901230000	Butene (butylene) and isomers thereof	2.049.436	22.984.437	2.088.239	26.334.527
2901240000	Buta-1, 3-diene and isoprene	3.393.956	35.219.550	4.802.286	34.008.202
2901291000	Acetylene	45.634	226.310	89.237	223.761
2901299000	Other unsaturated acyclic hydrocarbons	103.819	7.179.259	112.190	6.759.616
2902110000	Cyclohexane	32.727	527.878	114.715	918.837
2902190000	Other cyclanes	85.463	1.143.898	231.698	2.037.993
2902200000	Benzene	8.111.391	163.182.653	6.795.528	102.772.216
2902300000	Toluene	8.493.210	109.836.189	7.256.314	80.886.739
2902410000	O-xylene	3.002.336	25.675.787	2.613.920	21.145.843
2902420000	M-xylene	0	780.653	0	577.572
2902430000	P-xylene	45.525.133	653.540.011	47.086.067	596.414.672
2902440000	Mixed xylene isomers	999.706	34.210.262	938.689	26.582.494
2902500000	Styrene	51.917	16.902.655	65.709	16.176.245
2902600000	Ethylbenzene	0	101.626	0	279.449
2902700000	Cumene	0	2.851.382	0	2.469.071
2902901000	Dodecylbenzene	65.600	596.481	105.194	836.848
2902902000	Alkylbenzenes	24.566	445.019	27.237	543.107
2902909000	Other cyclic hydrocarbons.	414.147	5.921.267	692.006	8.983.028
2903111000	Methyl chloride used in the manufacture of herbicides	80.068	898.657	97.361	1.134.058
2903119000	Other methyl chloride	0	35.765	0	90.352
2903120000	Dichloromethane (methylene chloride)	672.230	8.270.378	515.205	4.930.699
2903130000	Chloroform (trichloromethane)	30.176	515.234	140.584	1.971.876
2903150000	1,2-dichloroethane (ethylene dichloride)	0	60	0	1.021

I.3. IMPOR MENURUT KOMODITI / IMPORT BY HS COMMODITY
*****DESEMBER / DECEMBER 2009 *****

H S	Uraian Komoditi Commodity Description	Berat Bersih / Net Weight (Kg)		Nilai / Value C.I.F (US\$)	
		Bulan ini Current Month	Kumulatif Cum.Jan. to date	Bulan ini Current Month	Kumulatif Cum.Jan. to date
2903190010	1,1,1-trichloroethane(methyl chloroform)	0	12.400	0	11.036
2903190090	Other halogenated derivatives ofhydrocarbons	20.671	177.365	16.834	216.244
2903211000	Vinyl chloride monomer (vcm)	14.384.334	109.612.446	9.843.723	69.342.823
2903219000	Other vinyl chloride (chloroethylene)	21.775	308.141	50.011	684.332
2903220000	Trichloroethylene	261.863	2.090.792	295.189	1.877.508
2903230000	Tetrachloroethylene (perchloroethylene)	99.922	1.348.769	89.703	1.114.913
2903290000	Other unsaturated chlorinated derivatives of acyclic hydrocarbons	52.381	1.177.163	270.470	5.046.033
2903310000	Ethylene dibromide (iso)(1,2-dibromoethane)	20.000	83.355	54.000	277.090
2903390000	Oth fluorinated, brominated/iodinated	31.252	503.168	138.250	2.001.492
2903410000	Trichlorofluoromethane	0	58.010	0	240.823
2903420000	Dichlorodifluoromethane	0	1.880	0	8.566
2903440000	Dichlorotetrafluoroethanes and chloropenta fluoroethane	0	63	0	10.682
2903470000	Other perhalogenated derivatives	0	664	0	16.671
2903490000	Derivatives of methane, ethane/propane,halogenated with flourine & chlorine	645.784	6.278.921	1.454.177	11.630.145
2903510000	1, 2, 3, 4, 5, 6-hexachlorocyclohexane	31.480	223.340	75.970	502.237
2903590000	Other halogenated derivatives of cyclanic cyclenic/cycloterpenic hydrocarbon	0	16.467	0	78.909
2903610000	Chlorobenzene, o-dichlorobenzene andp-dichlorobenzene	187.472	5.283.924	229.665	7.603.030
2903690000	Other halogenated derivatives ofaromatic	68.436	920.575	164.919	2.044.632
2904100000	Derivatives containing only sulphogroups their salts and ethyl esters	301.048	3.446.160	325.006	3.910.162
2904200000	Derivatives containing only nitro oronly nitroso groups	48.111	289.021	163.082	1.090.585
2904900000	Other derivatives of hydrocarbons,whether or not halogenated	1.958	127.828	14.510	1.503.737
2905110000	Methanol (methyl alcohol)	5.153.452	76.973.648	1.659.576	17.304.334
2905120000	Propan-1-ol(propyl alcohol) & propan-2-ol (isopropyl alcohol)	1.396.920	18.076.144	1.707.145	17.212.134
2905130000	Butan-1-ol (n-butyl alcohol)	3.554.674	34.014.528	3.796.453	30.437.277
2905140000	Other butanols	779.442	6.081.438	825.313	5.531.634
2905160000	Octanol (octyl alcohol) and isomersthereof	984.342	26.132.364	1.217.508	26.910.379
2905170000	Dodecan-1-ol (lauryl alcohol), hexadecan-1-ol, and octadecan-1-ol	34.743	615.291	86.035	1.146.111
2905190000	Other sulphonated, nitrated/nitrosated	6.110	5.080.726	31.732	5.585.230
2905220000	Acyclic terpene alcohols	105.782	1.211.543	852.766	9.718.765
2905290000	Other unsaturated monohydric alcohols	24.113	274.065	137.419	2.486.984
2905310000	Ethylene glycol (ethanediol)	28.754.957	319.940.264	24.162.480	214.039.538
2905320000	Propylene glycol (propane-1, 2- diol)	1.706.028	23.667.078	2.872.353	35.314.089
2905390000	Other diols	256.879	2.564.309	525.851	6.477.102
2905410000	2-ethyl-2-(hydroxymethyl) propane-1,3-(trimethylolpropane)	17.078	308.231	38.648	583.225
2905420000	Pentaerythritol	298.725	4.418.563	364.974	4.887.513
2905430000	Mannitol	14.560	300.803	74.715	1.367.776
2905440000	D-glucitol (sorbitol)	165.519	900.597	117.732	761.601
2905450000	Glycerol	110.416	3.883.484	75.934	2.805.158
2905490000	Other polyhydric alcohols	42.737	594.328	177.836	1.905.639
2905510000	Ethchlorvynol (inn)	0	172	0	958
2905590000	Other halogenated, sulphonated,nitratedderivatives of acyclic alcohols	35.525	129.630	167.402	513.776
2906110000	Menthol	35.768	386.537	489.143	4.010.051
2906120000	Cyclohexanol, methylcyclohexanols anddimethylcyclohexanols	104	6.879	2.516	27.052
2906130000	Sterols and inositols	7.306	359.322	67.186	2.404.421
2906190000	Other cyclanic, cyclenic/cycloterpenic	10.294	341.384	153.665	2.704.158
2906210000	Benzyl alcohol	47.244	485.559	94.686	1.127.628
2906290000	Other aromatic alcohol	3.919	448.686	49.764	2.502.020
2907110000	Phenol (hydroxybenzene) and its salts	1.194.455	14.037.581	1.527.266	14.199.691
2907120000	Cresols and their salts	5.800	413.082	42.623	807.599
2907130000	Octylphenol, nonylphenol and theirisomers, salts thereof	310.836	1.664.390	458.220	2.563.175
2907150000	Naphthols and their salts	4.612	109.580	18.392	420.702
2907190000	Other monophenols	63.477	1.094.999	168.412	2.780.379
2907210000	Resorcinol and its salts	28.658	407.361	150.245	2.265.586
2907220000	Hydroquinone (quinol) and its salts	10.654	344.321	85.891	2.736.395
2907230000	4,4-isopropylidenediphenol (bisphenola, diphenylolpropane) and its salts	30.784	291.222	45.187	424.117
2907290000	Other polyphenols; phenol-alcohols	6.101	124.498	17.668	627.567
2908110000	Pentachlorophenol (iso)	24.000	171.083	181.200	1.301.401
2908190000	Oth derivatives containing only halogensubstituents and their salts	1.111	7.332	5.801	32.268
2908910000	Dinoseb (iso) and its salts	19.900	212.201	77.610	815.942
2908990000	Oth derivatives containing only sulphogroups their salts and esters	14.455	134.260	152.626	638.095
2909110000	Diethyl ether	0	24.951	0	146.226
2909191000	Methyl tertiary butyl ether	1	50.944	37	96.274
2909199000	Other acyclic ethers and their halogenated	2.637	67.727	27.197	1.603.839
2909200000	Cyclanic, cyclenic or cycloterpenicethers & their halogenated derivatives	176	13.700	29.101	270.972
2909300000	Aromatic ethers & their halogenated,sulphonated, or nitrosated derivatives	65.661	627.107	370.483	2.928.105
2909410000	2,2-oxidiethanol (diethylene glycol,digol)	1.199.883	6.881.125	892.110	5.009.129
2909430000	Monobutyl ethers of ethylene glycol orof diethylene glycol	1.578.467	12.160.181	2.270.172	16.116.479
2909440000	Other monoalkylethers of ethyleneglycol or of diethylene glycol	987.258	6.837.138	1.407.990	9.166.009
2909490000	Other ether-alcohols, their halogenatedsulphonated, nitrated derivatives	430.158	6.677.436	1.319.324	15.783.524
2909500000	Ether-phenols, ether-alcohol-phenols &their halogenated, nitrated derivatives	13.164	150.847	170.647	2.384.478
2909600000	Alcohol peroxides, ether peroxides, ketone peroxides & their halogenated drv	146.771	1.133.073	330.204	2.479.661
2910100000	Oxirane (ethylene oxide)	7.080	62.669	19.424	218.619

I.3. IMPOR MENURUT KOMODITI / IMPORT BY HS COMMODITY
*****DESEMBER / DECEMBER 2009 *****

H S	Uraian Komoditi Commodity Description	Berat Bersih / Net Weight (Kg)		Nilai / Value C.I.F (US\$)	
		Bulan ini Current Month	Kumulatif Cum.Jan. to date	Bulan ini Current Month	Kumulatif Cum.Jan. to date
2910200000	Methyloxirane (propylene oxide)	2.290.630	18.389.469	3.339.341	24.297.318
2910300000	1chloro2, 3epoxypropane(epichlorohydrin)	21.621	253.688	45.239	387.597
2910900000	Other epoxides, epoxyalcohols, epoxyphenols & their halogenated derivatives	2.856	24.000	16.634	163.793
2911000000	Acetals & hemiacetals, whether or notwith other oxygen function	1.743	14.283	52.367	324.143
2912111000	Formalin	0	78.368	0	25.616
2912119000	Other methanal (formaldehyde)	2	604	215	7.093
2912120000	Ethanal (acetaldehyde)	625	3.268	11.152	60.431
2912190000	Other acyclic aldehydes without otheroxygen function	33.265	1.574.334	137.856	4.540.585
2912210000	Benzaldehyde	4.820	39.686	17.785	154.421
2912290000	Other cyclic aldehydes without otheroxygen function	71.504	1.394.342	624.260	7.513.502
2912300000	Aldehyde-alcohols	8.285	119.567	77.724	962.664
2912410000	Vanillin (4-hydroxy-3-methoxybenzal-dehyde)	18.086	330.587	260.131	3.165.356
2912420000	Ethylvanillin (3-ethoxy-4-hydroxyben-zaldehyde)	18.374	210.384	346.380	4.205.912
2912490000	Other aldehyde-ethers,aldehyde-phenols& aldehydes with other oxygen function	3.895	58.851	39.588	386.880
2912500000	Cyclic polymers of aldehydes	6.627	36.298	33.791	238.531
2912600000	Paraformaldehyde	342.000	4.210.529	216.540	2.661.224
2913000000	Halogenated,sulphonated,nitrated or nitrosated derivat.of products of h 29.12	20.875	140.830	87.064	740.799
2914110000	Acetone	1.653.770	16.532.112	1.423.180	11.852.831
2914120000	Butanone (methyl ethyl ketone)	4.540.317	29.029.380	4.356.983	25.691.584
2914130000	4-methylpentan-2-one (methyl isobuthylketone)	384.804	2.833.435	539.848	3.794.447
2914190000	Other acyclic ketones without otheroxygen function	19.581	189.578	70.670	1.348.954
2914210000	Camphor	50.342	220.297	209.358	703.232
2914220000	Cyclohexanone and methylcyclohexanones	386.380	2.519.242	566.036	3.446.540
2914230000	Ionones and methylionones	7.380	211.476	131.325	2.483.316
2914290000	Other cyclanic, cyclenic or cycloterpepenic ketones without oth. oxygen func.	185.843	1.754.098	1.381.032	15.168.079
2914390000	Other aromatic ketones without otheroxygen function	1.863	104.561	50.058	974.396
2914400000	Ketone-alcohols and ketone-aldehydes	133.323	1.707.408	344.669	2.763.998
2914500000	Ketone-phenols & ketones without otheroxygen function	6.830	127.488	89.946	1.923.124
2914610000	Antraquinone	0	4.235	0	59.585
2914690000	Other quinones	5.510	82.538	163.718	1.042.098
2914700000	Halogenated, sulphonated, nitrated ornitrosated derivatives	2.187	35.734	29.419	405.752
2915110000	Formic acid	98.655	1.619.794	118.521	1.651.583
2915120000	Salts of formic acid	225.000	2.435.234	251.165	1.316.009
2915130000	Esters of formic acid	16.425	131.968	47.968	472.921
2915210000	Acetic acid	9.385.488	91.585.071	4.791.889	41.689.544
2915240000	Acetic anhydride	16.800	80.115	25.200	146.528
2915290000	Other acetic acid and its salts	143.763	1.519.634	356.420	3.168.307
2915310000	Ethyl acetate	537.571	7.936.195	512.499	6.626.651
2915320000	Vinyl acetate	2.702.508	37.193.841	2.225.531	31.480.004
2915330000	N-butyl acetate	471.782	3.610.152	512.934	4.093.206
2915360000	Dinoseb (iso) acetate	20.447	88.523	27.620	136.243
2915390000	Other esters of acetic acid	651.294	8.586.959	1.693.900	22.217.843
2915400000	Mono-, di- or trichloroacetic acids,their salts and esters	227.274	2.693.407	249.934	2.787.989
2915500000	Propionic acids, its salts and esters	181.521	2.113.795	311.205	4.764.803
2915600000	Butanoic acids, pentanoic acids, theirsalts and esters	263.542	2.225.907	702.406	5.597.433
2915701000	Palmitic acid, its salts and esters	76.476	1.866.654	368.906	4.350.653
2915702000	Stearic acid	294.822	3.216.777	334.170	3.584.230
2915703000	Salts and esters of stearic acid	296.083	3.058.273	498.177	5.231.086
2915901000	Acetyl chloride	2.043	153.011	7.288	321.143
2915902000	Lauric acid, myristic acid, their saltsand esters	252.866	4.209.528	263.938	4.410.867
2915909000	Other saturated acyclic monocarboxylicacids & their anhydrides & halides	317.424	2.518.464	873.674	7.167.987
2916110000	Acrylic acid and its salts	1.011.317	8.384.383	1.537.179	12.624.082
2916120000	Esters of acrylic acid	2.048.380	29.387.040	3.020.679	40.029.348
2916130000	Methacrylic acid and its salts	138.682	1.146.053	343.343	2.787.394
2916141000	Methyl methacrylate	3.664.717	32.814.543	6.122.317	54.209.871
2916149000	Other esters of methacrylic acid	179.555	1.666.736	516.657	4.755.167
2916150000	Oleic,linoleic or linolenic acids,theirsalts and esters	43.349	853.786	94.242	1.223.924
2916190000	Oth unsaturated acyclic monocarboxylicacids, their anhydrides & halides	65.907	816.748	293.724	3.548.070
2916200000	Cyclanic, cyclenic or cycloterpenicmonocarboxylic acids, their anhydrides	160.874	859.492	1.893.616	17.279.436
2916310000	Benzoic acid, its salts and esters	675.331	5.531.268	942.998	7.681.417
2916320000	Benzoyl peroxide and benzoyl chloride	48.401	325.975	64.537	615.785
2916340000	Phenylacetic acid and its salt	0	2.217	0	12.644
2916350000	Esters of phenylacetic acid	1.833	38.081	597.040	5.917.261
2916360000	Binapacryl (iso)	0	1	0	87
2916391000	2,4-dichlorophenyl acetic acid & itssalts and esters	186.166	1.526.053	439.600	3.644.531
2916399000	Other aromatic monocarboxylic acids,their anhydrides, halides & peroxides	100.315	650.035	386.244	4.284.915
2917110000	Oxalic acid, its salts and esters	50.087	1.183.856	41.799	952.641
2917121000	Dioctyl adipate (doa)	137.533	1.645.821	273.040	2.256.268
2917129000	Other adipic acid, its salts & esters	100.435	705.724	209.861	1.432.174
2917130000	Azelaic acid, sebacic acid, their saltsand esters	4.077	148.650	29.352	676.410
2917140000	Maleic anhydride	100.485	1.630.446	137.900	1.679.807
2917190000	Other acyclic polycarboxylic acids,their anhydrides, halides & peroxides	159.648	2.059.612	315.099	4.108.576

I.3. IMPOR MENURUT KOMODITI / IMPORT BY HS COMMODITY
*****DESEMBER / DECEMBER 2009 *****

H S	Uraian Komoditi Commodity Description	Berat Bersih / Net Weight (Kg)		Nilai / Value C.I.F (US\$)	
		Bulan ini Current Month	Kumulatif Cum.Jan. to date	Bulan ini Current Month	Kumulatif Cum.Jan. to date
291720000	Cyclanic, cyclenic or cycloterpenicpolycarboxylic acids, their anhydrides	116.957	386.027	167.600	701.142
291732000	Dioctyl orthophthalates	423.027	2.382.400	483.914	2.467.934
291733000	Dinonyl or didecyl orthophthalates	36.000	719.611	63.186	1.167.751
291734000	Other esters of orthophthalic acid	86.029	1.713.507	154.399	2.518.632
291735000	Phthalic anhydride	1.111.506	16.265.541	1.105.385	14.844.374
291736000	Terephthalic acid and its salts	2.706.002	11.462.537	2.330.120	9.376.643
291737000	Dimethyl terephthalate	0	147.000	0	152.570
2917391000	Trioctyltrimellitate (totm)	16.000	1.233.740	29.360	1.627.591
2917392000	Other phthalic plasticizers & esters of phthalic anhydride	58	813.806	785	1.063.455
2917399000	Other aromatic polycarboxylic acids, their anhydrides, halides & peroxides	453.700	5.008.187	612.511	6.497.091
2918110000	Lactic acid, its salts and esters	86.847	1.734.310	168.039	3.718.762
2918120000	Tartaric acid	14.858	237.870	54.790	658.427
2918130000	Salts and esters of tartaric acid	93.326	425.001	194.382	1.024.422
2918140000	Citric acid	2.321.156	24.105.039	1.897.011	22.716.388
2918151000	Calcium citrate	155.895	766.281	305.946	1.050.719
2918159000	Other salts and esters of citric acid	476.470	4.826.411	585.805	7.252.963
2918160000	Gluconic acid, its salts and esters	268.821	2.481.632	215.435	2.363.921
2918190000	Oth carboxylic acids with alcohol function but without other oxygen function	124.859	1.393.092	115.173	2.377.906
2918210000	Salicylic acid and its salts	116	349.014	1.304	1.038.657
2918220000	O-acetylsalicylic acid, its salts and esters	24.530	331.794	120.633	1.127.210
2918230000	Other esters of salicylic acid & their salts	65.245	1.490.580	222.613	4.070.390
2918291000	Alkyl sulphonic ester of phenol	8	6.899	239	32.261
2918299000	Other carboxylic acids with phenol function but without other oxygen function	65.960	562.163	455.343	4.233.481
2918300000	Carboxylic acids with aldehyde/ketone function but without other oxygen func.	17.384	331.981	297.951	5.450.882
2918910000	2,4,5-(iso) (2,4,5-trichlorophenoxy)acetic	24.201	435.750	53.323	739.588
2918990000	Oth carboxylic acids with additional oxygen function, their anhydrides, halides	66.586	1.195.748	728.085	6.982.262
2919100000	Tris(2,3-dibromopropyl) phosphate	20.846	106.440	92.585	510.442
2919900000	Oth phosphoric esters, their salts, incl lactophosphates, their halogenated	10.433	97.328	70.985	561.202
2920110000	Parathion (iso) & parathion-methyl (iso)	2.806	18.433	15.880	136.705
2920190000	Oth thiophosphoric esters, (phosphorothioates) & their salts	599	199.044	7.747	488.216
2920901000	Dimethyl sulphate (dms)	23.264	212.977	58.583	453.529
2920909000	Other esters of other inorganic acids of non metals and their salts	120.186	525.613	255.881	1.290.228
2921110000	Methylamine, di- or trimethylamine and their salts	168.351	1.442.848	250.459	2.371.982
2921190000	Other acyclic monoamines & their derivatives; salts thereof	644.823	6.813.940	1.022.431	14.098.193
2921210000	Ethylenediamine and its salts	195.912	1.558.544	592.475	5.174.301
2921220000	Hexamethylenediamine and its salts	5.451	183.391	47.440	699.686
2921290000	Other acyclic polyamines & their derivatives; salts thereof	223.832	3.030.806	415.935	6.151.937
2921300000	Cyclanic, cyclenic or cycloterpenic mono- or polyamines, & their derivatives	793.546	6.335.540	1.552.679	12.733.320
2921410000	Aniline and its salts	100.600	1.676.208	251.500	4.337.638
2921420000	Aniline derivatives and their salts	41.520	627.106	106.912	1.586.096
2921430000	Toluidines & their derivatives; salts thereof	10.767	21.330	74.130	133.601
2921440000	Diphenylamine & its derivatives; salts thereof	1.133	32.695	5.851	188.136
2921450000	1-naphthylamine (alpha-naphthylamine), 2-naphthylamine (beta-naphthylamine)	39.681	345.039	119.365	960.106
2921490000	Oth aromatic monoamines & their derivatives; salts thereof	289	72.790	5.720	282.661
2921510000	O-, m-, p-phenylenediam, diaminotoluenes & their derivatives; salts thereof	273.077	2.365.269	991.898	8.621.113
2921590000	Oth aromatic polyamines & their derivatives; salts thereof	344.411	2.758.675	1.350.053	13.036.990
2922110000	Monoethanolamine and its salts	18.574	1.013.477	26.149	1.420.298
2922120000	Diethanolamine and its salts	100.052	2.266.480	129.072	3.430.474
2922130000	Triethanolamine and its salts	58.794	385.843	108.294	820.962
2922140000	Dextropropoxyphene (inn) and its salts	0	1	0	600
2922191000	Ethambutol & its salts, esters & other deriv suitable for produc of anti tbc	11.405	140.521	208.694	3.279.958
2922192000	D-2-amino-normal-butyl-alcohol	19.136	128.407	59.632	453.464
2922199000	Oth amino-alcohols, phenylpropanolamin hcl, tramadol, ketamin hcl	118.091	581.256	1.005.124	5.785.560
2922210000	Amino hydroxynaphthalene sulphonic acids and their salts	98.597	1.409.578	408.189	4.941.882
2922290000	Other amino-naphthols & other aminophenols	25.921	585.630	95.613	2.413.603
2922310000	Amfepramone (inn), methadone (inn) & normethadone (inn); salts thereof	0	2	0	227
2922390000	Other amino-aldehydes, amino-ketones & amino-quinones	239	15.306	17.147	401.154
2922410000	Lysine and its esters; salts thereof	362.276	3.824.053	523.471	6.250.236
2922421000	Glutamic acid	1	111.799	24	441.120
2922422000	Monosodium glutamate	1.948.258	16.184.151	2.230.993	17.433.422
2922429000	Salts of glutamic acid	1.618	102.799	16.309	259.300
2922430000	Anthranilic acid and its salts	0	3.685	0	18.805
2922491000	Mephenamic acid and its salts	66.491	580.523	411.120	5.101.441
2922499000	Oth amino acids, o.t.t containing more than one kind of oxygen function	106.624	1.755.893	525.158	12.238.371
2922501000	P-aminosalicylic acid & its salts, ester and other derivatives	209	253.228	9.447	642.328
2922509000	Oth amino-alcohol-phenols, amino-acidphenols oth amino-comp with oxyg funct.	4.726	228.730	301.626	3.927.876
2923100000	Choline and its salts	284.166	5.136.050	348.370	5.578.977
2923201000	Lecithins, whether or not chemically defined	672.713	6.732.296	744.976	7.203.199
2923209000	Other phosphoaminolipids	161.120	1.805.887	322.628	2.820.789
2923900000	Oth quarternary ammonium salts and hydroxides	549.510	4.829.856	855.994	6.707.848
2924110000	Meprobamate (inn)	0	26	0	2.794
2924120090	Other fluoroacetamide (iso), monocrothopos (iso), phosphamidon (iso)	100	14.998	10.056	85.511

I.3. IMPOR MENURUT KOMODITI / IMPORT BY HS COMMODITY
*****DESEMBER / DECEMBER 2009 *****

H S	Uraian Komoditi Commodity Description	Berat Bersih / Net Weight (Kg)		Nilai / Value C.I.F (US\$)	
		Bulan ini Current Month	Kumulatif Cum.Jan. to date	Bulan ini Current Month	Kumulatif Cum.Jan. to date
2924190000	Oth acyclic amides (including acycliccarbamates), & their thrf, salts thrf	238.885	2.786.230	483.748	6.121.767
2924211000	4-ethoxyphenylurea (dulcin)	0	867	0	8.345
2924212000	Diuron and monoureon	0	188.792	0	681.465
2924219000	Other ureines & their derivatives;saltsthereof	75.089	299.878	317.190	1.459.597
2924230000	2-acetamidobenzoic acid(n-acetylan-thranilic acid) and its salts	0	18	0	988
2924291000	Aspartame	109.038	727.938	1.888.456	11.103.159
2924292000	Butylphenylmethyl carbamate, methylisopropyl phenyl carbamate	54.015	388.435	159.720	1.376.472
2924299010	Asetaminophen (paracetamol), salicylmid, ethoxybenzamide	543.687	5.539.177	2.145.769	20.321.200
2924299090	Oth carboxamide-function compounds	127.939	2.722.618	1.153.583	24.060.711
2925110000	Saccharin and its salts	810	227.866	10.501	1.678.166
2925190000	Other imides & their derivatives, saltsthereof	3.516	168.124	34.375	870.451
2925210000	Chlordimeform (iso)	372	2.854	850	13.902
2925290000	Other imines and their derivatives;and salts thereof	29.071	242.098	245.682	1.990.787
2926100000	Acrylonitrile	487.757	6.252.186	796.288	8.018.971
2926200000	1-cyanoguanidine (dicyandiamide)	22.115	225.742	36.217	458.100
2926300000	Fenproporex (inn) & its salts, methadone(inn) intermediate	224	224	237	237
2926900000	Other nitrile-function compounds.	50.579	1.996.480	2.101.729	30.674.422
2927001000	Azodicarbonamide	834	3.757.267	1.781	6.802.078
2927009000	Oth diazo-, azo- or azoxy-compounds.	86.577	1.783.496	206.141	3.769.976
2928001000	Linuron	1.295	1.295	7.331	7.331
2928009000	Other organic derivatives of hidrazineor of hydroxylamine	28.009	403.580	426.031	2.404.972
2929100000	Isocyanates	3.008.196	39.359.280	6.560.310	71.728.773
2929901000	Sodium cyclamate	0	188.440	0	354.553
2929909000	Other compounds with other nitrogenfunction	17.713	83.380	124.897	1.352.190
2930200000	Thiocarbamates and dithiocarbamates	275.549	2.963.669	1.229.876	16.928.049
2930300000	Thiuram mono, di or tetrasulphides	76.763	313.883	270.396	1.022.343
2930400000	Methionine	1.455.732	18.461.595	6.145.733	79.209.646
2930500000	Captafol (iso) & methamidophos (iso)	0	277.042	0	664.645
2930900000	Other organo-sulphur compounds	989.698	7.979.728	3.558.256	28.129.342
2931001000	Tetraethyl lead	345	98.821	2.864	234.609
2931002000	N-(phosphonomethyl)glycine and saltsthereof	1.597.231	13.612.992	4.329.115	47.234.065
2931003000	Ethephone	745	77.235	5.489	425.993
2931004000	Organo-arsenic compounds	0	203	0	1.416
2931009000	Other organo-inorganic compounds	262.789	2.877.180	855.092	9.126.411
2932110000	Tetrahydrofuran	68.643	222.708	192.609	547.453
2932120000	2-furaldehyde (furfuraldehyde)	41.041	489.044	58.749	605.681
2932130000	Furfuryl alcohol and tetrahydrofurfuryl alcohol	102.537	556.316	147.808	852.278
2932190000	Oth compounds containing an unfusedfuran ring in the structure	2.464	75.914	361.316	4.228.537
2932210000	Coumarin, methylcoumarins ðylcoumarins	12.130	166.459	120.072	1.623.492
2932290000	Other lactones	42.448	793.796	556.807	5.998.931
2932930000	Piperonal	5.500	28.256	186.361	879.292
2932991000	Carbofuran	154.811	1.061.953	1.867.535	14.521.896
2932999000	Other heterocyclic compound withoxygen hetero-atom(s) only.	410.623	2.599.170	1.528.176	10.467.840
2933111000	Dipyrone (antalgin)	65.972	633.243	540.400	4.293.415
2933119000	Other phenazone (antipyrin) and itsderivatives	1.319	284.140	21.913	4.094.823
2933190000	Oth compounds containing an unfusedpyrazole ring in the structure	24.515	393.761	235.179	5.129.710
2933210000	Hydantoin and its derivatives	29.411	335.733	83.595	1.008.564
2933291000	Cimetidine	3.270	70.754	87.963	1.004.985
2933299000	Oth compounds containing an unfusedimidazole ring in the structure	43.528	300.204	279.950	5.152.378
2933310000	Pyridine and its salts	75.369	1.307.993	331.626	6.469.930
2933320000	Piperidine and its salts	10	223	4.000	101.691
2933330000	Alfentanil (inn), anileridine (inn),bezitramide (inn), bromazepam (inn)	31	266	10.923	212.823
2933391000	Chlorpheniramine and isoniazid	11.085	96.151	164.688	1.788.288
2933392000	Isonicotinic acid hydrazide,& its saltsesters,derived of pharmaceutical grade	21	1.704	4.567	103.382
2933393000	Paraquat salts	588.481	12.401.710	1.485.180	34.899.985
2933399000	Oth compounds containing an unfusedpyridine ring in the structure	155.601	2.206.340	2.228.910	28.822.515
2933410000	Levorphanol (inn) and its salts	0	118	0	14.530
2933490000	Oth compounds containing in the struc.a quinoline or isoquinoline ring-system	24.277	263.042	273.853	2.871.674
2933520000	Malonylurea (barbituric acid) and itsalts	7	50	1.479	3.878
2933530000	Allobarbital(inn),amobarbital(inn), barbital(inn),butalbital(inn),butobarbital	12	4.872	1.042	137.029
2933540000	Other derivatives of malonylurea(barbituric acid), salts thereof	7	26	1.192	2.733
2933591000	Diazinon	20.479	76.086	107.050	431.483
2933599000	Oth compounds contain a pyrimidinering or piperazine ring in the structure	62.335	665.078	1.261.893	10.948.048
2933610000	Melamine	906.714	9.320.419	1.102.730	11.160.777
2933690000	Oth compounds containing an unfusedtriazine ring in the structure	558.129	4.565.180	1.111.305	9.170.694
2933710000	6-hexanelactam (epsilon-caprolactam)	3.726.465	44.213.997	7.497.385	76.917.010
2933720000	Clobazam (inn) and methyprylon (inn)	0	170	0	691.577
2933790000	Other lactams	5.769	174.752	85.037	2.119.835
2933910000	Alprazolam(inn), camazepam(inn),chlordiazepoxide(inn), clonazepam	2.842	40.708	83.647	1.196.370
2933991000	Mebendazole and parbendazole	0	19.313	0	734.663
2933999000	Other heterocyclic compounds with nitrogen hetero-atom(s) only.	108.682	1.718.839	704.211	15.743.623
2934100000	Compounds containing an unfusedthiazole ring in the	8.741	204.234	77.607	2.626.471

I.3. IMPOR MENURUT KOMODITI / IMPORT BY HS COMMODITY
*****DESEMBER / DECEMBER 2009 *****

H S	Uraian Komoditi Commodity Description	Berat Bersih / Net Weight (Kg)		Nilai / Value C.I.F (US\$)	
		Bulan ini Current Month	Kumulatif Cum.Jan. to date	Bulan ini Current Month	Kumulatif Cum.Jan. to date
2934200000	Comp containing in the structure a benzothiazole rind-system, not futher fused	368.226	1.989.948	990.465	5.303.013
2934300000	Comp containing in the structure a phenothiazine ring-system,not further fused	87	127.532	53.007	1.522.878
2934910000	Aminorex(inn), brotizolam(inn), clotiazepam(inn),cloxazolam(inn),oxazolam	235	4.850	28.409	220.961
2934991000	Nucleic acid and its salts	12.329	551.499	82.538	6.922.290
2934992000	Sultones, sultams, diltiazem	1.081	18.093	436.043	3.050.423
2934993000	6-amino penicillanic acid	683	100.900	4.791	2.178.379
2934999000	Other nucleic acids and their salts,whether or not chemically defined	103.779	1.081.266	3.334.197	31.315.876
2935000000	Sulphonamides.	113.716	949.903	912.465	17.130.166
2936210000	Vitamins a & their derivatives	20.349	239.244	358.336	6.180.267
2936220000	Vitamins b1 & its derivatives	14.452	286.371	307.417	5.926.652
2936230000	Vitamin b2 & its derivatives	14.396	101.551	738.480	3.499.678
2936240000	D-or dl-pantothenic acid (vit b3or vit b5 & its derivatives	56.806	475.773	323.374	4.596.125
2936250000	Vitamin b6 & its derivatives	15.111	276.171	217.642	4.355.752
2936260000	Vitamin b12 & its derivatives	2.589	35.313	172.136	2.830.207
2936270000	Vitamin c & its derivatives	282.144	2.142.446	3.162.556	27.088.660
2936280000	Vitamin e & its derivatives	57.549	706.657	1.121.361	14.485.934
2936290000	Oth vitamins & their derivatives	83.414	941.160	1.072.076	14.919.307
2936900000	Oth vitamin, incl natural concentrates	140.315	1.580.108	1.057.713	12.619.224
2937120000	Insulin & its salts	0	38	0	4.745
2937190000	Oth poluptide hormones, proteinhormones	83	3.997	7.152	360.066
2937210000	Cortisone,hydrocortisone, prednisone &prednisolone (dehydrohydro cortison)	50	4.940	78.575	3.381.908
2937220000	Halogenated derivatives ofcorticosteroidal hormones	1.314	6.341	1.084.232	7.692.205
2937230000	Oestrogens & progestogens	445	5.733	716.205	7.538.196
2937290000	Oth steroidal hormones	5.264	30.525	442.081	4.121.743
2937310000	Epinephrine	0	6	0	19.022
2937400000	Amino-acid derivatives	4.697	16.337	205.209	1.230.854
2937500000	Prostaglandins,thromboxanes &leukotrienes & their derivatives	5	111	15.500	64.207
2937900000	Oth hormones	4	2.050	3.868	327.055
2938100000	Rutoside (rutin) & its derivatives	124	2.642	25.813	205.206
2938900000	Oth glycoside, natural or reproduc andtheir salts, ethers, esters & oth drv	2.360	23.553	55.144	672.814
2939110000	Concent of poppy straw, buprenorphinecodein,ethylmorphin,etorphine,heroin	0	3.864	0	663.343
2939190000	Oth alkaloids of opium	340	5.176	74.879	679.992
2939200000	Alkaloids of chinchona andtheir derivatives, salts thereof	0	5.610	0	406.748
2939300000	Caffeine & its salts	53.851	456.987	425.017	3.720.073
2939410000	Ephedrine & its salts	725	12.679	37.963	684.289
2939420000	Pseudoephedrine (inn) & its salts	5.745	38.559	328.975	2.121.061
2939490010	Phenylpropanolamine hcl (ppa)	0	25.887	0	1.003.330
2939490090	Other ephedrines and their salts	0	5.035	0	170.827
2939510000	Fenetyline(inn) & its salts	0	742	0	54.650
2939590000	Oth theophylline & aminoophylline	15.621	95.508	199.277	2.088.160
2939610000	Ergometrine (inn) & its salts	0	3	0	23.728
2939620000	Ergotamine (inn) & its salts	0	18	0	64.789
2939690000	Oth alkaloids of rye ergot	0	69	0	408.315
2939919000	Oth cocaine, levometamfetamine	10	436	18.250	172.430
2939991000	Nicotine sulphate	24	1.031	971	13.843
2939999000	Oth vegetable alkaloids, natural orreproduc by synthesis & their salts	6.078	16.318	198.158	1.893.753
2940000000	Sugars, chemically pure, oth thansucrose, lactose, maltose	48.967	660.644	265.284	4.024.881
2941101100	Amoxicillins & its salts non-sterile	24.350	360.078	846.340	12.118.336
2941101900	Oth amoxicillins	12.700	141.765	408.123	4.373.343
2941102000	Ampicillin & its salts	2.330	42.293	449.836	5.865.106
2941109000	Other penicillins, their derivatvs withpenicillanic acid structure; salts thrf	7.237	98.326	713.435	7.779.112
2941200000	Streptomycins & their derivated, saltthereof	1	82.075	42	688.565
2941300000	Tetracyclines & their derivated, saltthereof	17.118	245.484	173.268	3.673.467
2941400000	Chloramphenicol & its derivated, saltthereof	14.510	159.765	332.648	4.095.734
2941500000	Erythromycin & its derivated, saltthereof	8.703	39.012	1.676.259	5.408.952
2941900000	Oth antibiotics(rifampicin, cephalosporin, their deriv,salts thrf, quinolon)	129.729	1.293.961	3.177.893	35.364.477
2942000000	Oth organic compounds.	420.374	2.421.213	1.339.920	14.936.039
3001200000	Extracts of glands or oth organsor of their secretions	15.327	123.203	108.930	752.581
3001900000	Oth human or animal substanc. prepar.for therapeutic/prophylactic uses, nes	1	12.231	470	235.304
3002101000	Plasma protein solution	3.241	24.143	323.674	5.172.564
3002102000	Antisera & modified immunologicalprods with or not obtain	160	5.590	1.975.675	5.837.274
3002109000	Oth antisera & blood fractions & modifimmunological prods	3.304	138.754	1.014.145	15.666.157
3002202000	Pertusis, measles, meningitis a/c& poliovaccine	0	7.261	0	1.874.814
3002209010	Hepatitis vaccine	3.634	21.404	492.062	2.588.692
3002209090	Oth vaccine for human medicine	5.685	1.466.021	1.877.627	22.553.088
3002300000	Vaccines for veterinary medicine	88.604	696.787	2.905.298	25.639.255
3002900000	Oth human blood; animal blood prepfor therapeutic	19.000	173.812	741.620	9.131.866
3003101000	Medicaments cont amoxicillin (inn) notput up in measur doses-for retail sale	0	8.238	0	25.500
3003109000	Oth medicam cont penicillins or drv notput up in measur. doses - for ret sale	0	1	0	288
3003200000	Medicaments cont oth antibiotics	236	157.852	62.067	2.106.361
3003390000	Oth medicaments cont hormones oroth prod. - for retail sale	12.910	114.264	158.038	1.021.804
3003400090	Oth medicaments cont alkaloids orderivated thrf but not cont hormones	15.353	54.949	329.360	2.225.519

I.3. IMPOR MENURUT KOMODITI / IMPORT BY HS COMMODITY
*****DESEMBER / DECEMBER 2009 *****

H S	Uraian Komoditi Commodity Description	Berat Bersih / Net Weight (Kg)		Nilai / Value C.I.F (US\$)	
		Bulan ini Current Month	Kumulatif Cum.Jan. to date	Bulan ini Current Month	Kumulatif Cum.Jan. to date
3003900000	Oth medicaments cont >=2 constituent	78.066	1.388.566	508.327	6.142.716
3004101500	Containing penicillin g (excluding	0	40	0	1.178
3004101600	Containing ampicillin, amoxycillin or salts thereof, of a kind taken orally	0	10.517	0	71.452
3004101900	Oth medicam cont penicillins or drv put up in measured doses-for retail sale	954	23.093	31.149	289.945
3004102900	Medicam cont oth streptomycins or drv thereof for taking orally	270	21.761	25.936	1.110.832
3004203100	Medicam cont erythromycin or drv thereof for taking orally	0	319	0	81.559
3004203900	Medicaments cont erythromycin or drv thereof for taking orally or ointment	0	2.218	0	391.455
3004207100	Medicam cont tetracyclins or drv thereof for taking orally	0	1.441	0	94.039
3004207900	Medicam cont chloramphenicols or drv thereof for taking orally or ointment	4.316	115.792	50.087	1.404.212
3004209100	Medicam cont linc, sulf, iso, pyr or drv thereof for taking orally	1.211	29.237	50.966	2.060.993
3004209900	Medicam cont gentamycins or drv thereof for injection	49.369	494.257	910.662	8.815.980
3004310000	Medicam cont insulin-but not containing antibiotics	2.863	128.702	1.114.277	11.417.527
3004324000	Containing hydrocortisone sodium succinate or fluocinolone acetone	0	787	0	190.671
3004329000	Medic cont oth corticosteroid hormone	1.110	15.035	197.861	1.799.684
3004390000	Oth medicam cont hormon, adrenalin, oth prod of hd 29.37, not containing insulin	308.010	1.496.729	540.408	9.289.221
3004401000	Medicam cont morphine/its derivatives for injection	92	1.569	10.066	180.120
3004402000	Medicam cont quinine hydrochloride or dihydro-chloride, for injection	0	1.314	0	21.356
3004403000	Medicam cont quinine sulphate or bisulphate, for taking orally	2.895	6.783	20.326	32.774
3004404000	Medicam cont quinine or its salts & antimalarial substances	0	4.699	0	281.584
3004407000	Medicaments cont atropin sulphate	0	37	0	50
3004409010	Medicaments cont morphine or its drv, for taking orally	158	1.384	121.261	816.476
3004409090	Medicaments cont morphine or its drv, not for taking orally	11.199	98.550	297.637	2.068.074
3004501000	Oth medicam cont syrups & drops of vitamins of a kind suitable for children	0	56.177	0	487.236
3004508100	Medicam cont b complex vitamins	0	188	0	5.294
3004508900	Medicam cont oth b complex vitamin	188	17.947	18.486	743.273
3004509000	Oth medicaments cont vitamins or th prods of heading 29.36	64.472	639.057	526.358	8.324.501
3004901000	Specialised medicines for cancer, AIDS or oth intractable diseases	2.959	146.557	619.539	18.954.537
3004902000	Oth medicam put up in measured doses closed sterile water for	496	8.385	117.861	2.257.043
3004903000	Antiseptics	10.091	180.352	61.555	1.181.381
3004904900	Oth anaesthetics cont ketamin lidocain	19.058	80.601	719.881	4.372.967
3004905900	Oth analgesics, antipyretics & med cont chlorp maleat, diclof, tramadol	1.879	51.366	140.250	1.255.115
3004906000	Antimalarials cont artemisinin, primaquine or chloroquine (inn)	220	464	34.167	76.767
3004908000	Transdermal therapeutic systems (tts) patches for cancer or heart diseases	0	1.075	0	151.669
3004909100	Oth medicam put up in measured doses-cont sulpiride (inn), cimetidine, ranitidin	150.218	879.924	259.003	2.541.783
3004909200	Oth medicam put up in measured doses-cont piroxicam (inn) or ibuprofen (inn)	0	168.737	0	985.969
3004909910	Oth medicam put up in measured doses-cont phenobarbital,	2.329	6.893	239.206	481.341
3004909990	Oth infusion fluids; nutritional or electrolytic solutions	339.194	5.220.408	14.217.126	169.143.930
3005101000	Adhesive dressing & oth articles cover impregnated w/ pharmaceutical subst	3.966	48.030	57.109	793.524
3005109000	Oth adhesive dressings & oth articles having an adhesive layer	10.728	766.089	166.941	2.357.671
3005901000	Bandages	19.587	157.618	249.230	1.801.739
3005902000	Gauze	6.579	41.888	31.550	181.794
3005909000	Oth wadding, impregnated/coated with pharmaceutical subst or put up in forms	13.560	174.224	61.751	1.940.154
3006101000	Sterile absorbable surgical or dental yarn; sterile surgical or dental	797	9.845	24.864	299.385
3006109000	Sterile surgical catgut, similar sterile suture mat & sterile tissue	4.230	113.210	588.140	6.818.609
3006200000	Blood-grouping reagents	0	7.026	0	1.097.862
3006301000	Barium sulfate (for taking orally)	0	511	0	771
3006302000	Reagents of microbial origin for veterinary	164	7.345	914	16.123
3006303000	Oth microbial diagnostic reagents	50	9.661	6.965	61.512
3006309000	Oth opacifying prep for x-ray exam, diagnostic reagents design to be	145.734	2.527.176	442.849	6.705.881
3006401000	Dental cements & oth dental fillings	2.417	75.678	137.623	687.630
3006402000	Bone reconstructive cements	28	336	2.433	24.424
3006500000	First-aid boxes & kits	206	17.519	9.349	160.433
3006600000	Chemical contraceptive prepared on hormones	44.768	302.679	763.219	5.413.987
3006700000	Gel prep designed to be used in human vet medic for parts of the body	5.233	37.178	112.714	577.032
3006910000	Appliances identifiable for ostomy use	1.973	60.460	7.077	202.360
3006920000	Waste pharmaceuticals	0	1	0	9
3101001100	Supplement fertilizers in liquid form, not chemical treat of solely vegetable	37.598	164.468	53.776	394.745
3101001900	Oth thn supplement fertiliz in liquid form, not chemical treat solely vegetable	26.620	2.084.841	103.979	758.135
3101009100	Oth animal or vegetable fertilisers, supplement fertilizers in liquid form	0	15.414	0	45.867
3101009900	Oth animal or vegetable fertilisers, oth thn supplement fertiliz in liquid form	0	403.014	0	128.124
3102100000	Urea, with or not in aqueous solution	149	31.551.574	1.947	10.015.554
3102210000	Ammonium sulphate	58.620.430	338.394.570	7.808.553	46.680.565
3102290000	Oth double salts & mix of ammonium sulphate & ammonium nitrate	0	104.937	0	22.585
3102300000	Ammonium nitrate, with or not in aqueous solutions	51.633.257	362.967.630	28.139.688	203.649.391
3102400000	Mix of ammonium nitrate with calcium carbonate or oth inorganic non-fertilis	0	160.007	0	279.973
3102500000	Sodium nitrate	507.382	6.119.486	273.075	3.603.373
3102600000	Double salts & mixtures of calcium nitrate & ammonium nitrate	192.001	4.704.101	47.210	1.666.563
3102900000	Oth mineral or chem fertilisers, nitrogenous inc mixt	0	162.377	0	661.214
3103101000	Superphosphates, feed grade	0	2.950.000	0	713.900
3103109000	Other superphosphates	29.294.000	271.357.284	6.848.653	62.056.711
3103901000	Calcined phosphatic fertiliser	0	102.094.693	0	19.390.854
3103909000	Oth mineral or chemical fertilisers, phosphatic	35.889.000	283.525.709	3.339.665	31.773.623

I.3. IMPOR MENURUT KOMODITI / IMPORT BY HS COMMODITY
*****DESEMBER / DECEMBER 2009 *****

H S	Uraian Komoditi Commodity Description	Berat Bersih / Net Weight (Kg)		Nilai / Value C.I.F (US\$)	
		Bulan ini Current Month	Kumulatif Cum.Jan. to date	Bulan ini Current Month	Kumulatif Cum.Jan. to date
3104200000	Potassium chloride	63.066.000	562.109.934	30.747.860	340.583.428
3104300000	Potassium sulphate	128.712	2.253.635	142.404	1.890.557
3104900000	Oth potassium salts	164.000	16.694.982	209.523	7.938.971
3105100000	Mineral or chemic fertilisers,tablet orsimilar forms-pack of a weight < 10kg	5.645.200	6.149.334	2.275.806	2.494.225
3105200000	Mineral or chemical fertiliser cont theelements nitro,phosphor & potassium	13.735.575	107.060.455	6.785.365	56.409.783
3105300000	Diammonium hydrogenorthophosphate(diammonium phosphate)	1.293.150	49.487.973	517.042	17.337.891
3105400000	Ammonium dihydrogenorthophosphate(monoammonium phosphate)	51.700	14.538.150	94.194	5.717.508
3105510000	Oth mineral or chemical fertiliserscont nitrates & phosphates	1.451.140	26.530.275	424.073	8.288.107
3105590000	Oth mineral or chemical fertiliserscont nitrogen & phosphorus	372.000	41.976.833	182.200	20.474.392
3105600000	Mineral or chemical fertilisers contelements phosphorus & potassium	142.000	425.657	146.300	625.772
3105900000	Oth mineral or chemical fertilisers, intablets or in pack < 10kg	75.000	1.280.365	300.000	1.188.237
3201100000	Quebracho extract	43.841	555.230	69.178	1.353.534
3201200000	Wattle extract	82.974	442.692	71.202	562.843
3201901000	Gambier	1.785	107.388	2.781	143.591
3201909000	Oth tanning extract of vegetable origintannis & their salts, esters & oth drv	222.920	1.808.993	92.684	1.112.300
3202100000	Synthetic organic tanning substances	517.370	5.241.009	536.390	4.893.352
3202900000	Oth inorgan tanning subst;tanning prepwith or not cont natural tanning subs	98.871	1.824.082	142.525	2.599.130
3203001000	Coloring matter of vegetable or animalsuitable for use in food or drink	10.506	243.380	119.430	1.802.921
3203009000	Oth coloring matter of vegetable oranimal not suitable for use in food	96.051	214.615	185.514	1.556.579
3204111000	Disperse dyes crude & prep based& preparat based thereon, crude	264.501	3.463.187	1.024.479	12.914.973
3204119000	Other disperse dyes and preparationbased thereon	814.878	7.562.867	3.320.693	30.341.819
3204121000	Aciddyes whether or not premetallised	12.818	270.050	88.097	1.529.463
3204129000	Oth acid dyes whether or not premetallised & preparation based thereon	16.027	338.127	99.199	1.974.352
3204130000	Basic dyes & preparat based thereon	31.038	636.905	124.720	2.497.827
3204140000	Direct dyes & preparat based thereon	619.735	5.532.192	2.282.139	23.718.911
3204150000	Vat dyes (incl those usable in thatstate pigments) & prep based thereon	158.230	2.381.700	826.597	9.808.899
3204160000	Reactive dyes & preparations basedthereof	538.109	6.880.292	2.341.680	31.611.968
3204170010	Synthet organ pigment in powder form	860.495	8.465.762	6.498.975	59.391.136
3204170090	Other pigments & preparat basedthereon	472.392	5.961.109	1.987.736	26.636.809
3204190000	Oth synthetic organic coloring matter,incl mix of coloring	480.405	5.772.321	1.205.494	15.451.198
3204200000	Synthetic organic prods of a kindused as fluorescent brightening agent	284.750	2.723.161	1.888.182	19.042.349
3204900000	Oth synthetic organic coloring,matter, w/ or not chemically defined	256.260	2.374.779	576.903	6.417.725
3205000000	Color lakes; preparat as specified inbased on color lakes	100.135	1.547.879	257.189	3.617.524
3206111000	Pigment base on titanium dioxidecont weight >= 80 %, on dry matter	4.196.495	42.536.310	9.459.110	91.505.646
3206119000	Preparate base on titanium dioxide,cont weight >= 80 %, on dry matter	249.860	2.485.970	945.759	7.268.324
3206191000	Pigment base on titanium dioxidecont weight < 80 %, on dry matter	110.782	1.299.880	295.134	5.323.830
3206199000	Preparate base on titanium dioxide,cont weight < 80 %, on dry matter	54.902	828.433	363.692	4.949.227
3206201000	Chrome yellow,chrome green,molybdatorange/red base on chromium comp	88.897	744.406	379.020	2.792.816
3206209000	Oth pigments & prep based onchromium compounds	41.893	298.771	212.224	1.411.071
3206411000	Preparations of inorganic pigmentsultramine pre based thereon	283	20.547	1.544	84.790
3206419000	Oth ultramarine & preparationsbased thereon	121.570	1.470.083	121.795	1.876.797
3206421000	Prep of inorganic pigments- litophonebased on sulphide	0	97.326	0	160.950
3206429000	Oth litophone & oth pigments & prepbased on sulphide	28.749	364.277	23.535	315.987
3206491000	Prep of inorganic pigment based on othhexacyanoferrat (ferro&ferrycyanides)	91.090	984.381	368.971	3.299.222
3206499000	Oth pigment & prep based on hexacyanoferrates(ferrocyanides & ferricyanides)	107.003	1.678.488	672.707	9.570.115
3206501000	Prep of inorganic pigment of akind used luminophores	53.046	342.068	249.966	1.993.442
3206509000	Oth inorganic prods of a kindused as luminophores	76.488	1.485.710	243.521	2.984.055
3207100000	Prepared pigments, prep opacificersprep colors & similar prep	640.975	6.874.236	2.247.348	19.647.999
3207201000	Enamel frits	461.417	5.363.213	352.092	4.477.052
3207209000	Oth vitrifiable enamels & glazes,engobe (slips) similar prep	882.937	7.105.614	723.622	6.225.706
3207300000	Liquid lustres & similar preparations	22.675	355.162	186.760	1.440.617
3207400000	Glass frit & oth glass, in the formof powder granules or flakes	6.315.823	63.842.689	3.163.575	31.323.363
3208101100	Varnishes>100-c hr,based on polyesterfor dental use, dispersed in a non aqueo	19.373	173.729	78.116	669.108
3208101900	Oth varnishes based on polyesters<100-c hr,disper in a nonaqueous	33.160	795.754	209.699	3.632.403
3208109000	Other paints & varnishe (incl enamels & lacquers polyester dispers, non aqueous	251.999	3.178.705	996.216	11.467.253
3208204000	Anti-fouling/anti-corrosive paints forships hull base on acrylic/vinyl polymer	310.567	4.159.548	990.028	13.850.391
3208207000	Varnishes (including lacquers), of akind used in dentistry	3.317	32.933	12.525	111.790
3208209000	Other paints & varnishes (incl enamels& lacquers) based on acrylic/vinyl polymer	394.844	3.932.655	1.811.001	15.882.487
3208901100	Varnishes (incl.lacquers),exceed >=100Cheat-resistant used in dentistry	59.360	398.576	208.945	2.607.617
3208901900	Varnishes (incl.lacquers),exceed >=100Cheat-resistant used in oth than dentist	145.982	1.973.993	952.759	10.616.296
3208902100	Varnishes (incl.lacquers),exceed <100Cheat-resistant used in dentistry	0	834	0	7.789
3208902900	Varnishes (incl.lacquers),exceed <100Cheat-resistant used in oth than dentist	263.584	2.591.464	1.764.047	14.724.304
3208909000	Oth paints & varnishesdispersin a nonaqueous	335.396	4.089.883	1.905.675	20.455.218
3209101000	Varnishes(inc lacquer)>100C hr-acrylicvinyl polymer, dispers in a aqueous	169.533	1.101.868	295.840	2.922.295
3209104000	Leather paints-based on acrylic orvinyl polymers dispers in a aqueous	19.201	275.533	25.906	574.775
3209105000	Anti-fouling/corrosive paints for shipshulls-acrylic/vynil polymers	1.292	189.882	1.265	371.674
3209109000	Oth paints & varnishes dispersa aqueous medium	291.877	4.430.795	547.368	8.991.744
3209900000	Oth paints based on others varnishesdispers in a aqueous medium	521.421	5.044.495	1.294.734	13.475.225
3210001100	Varnishes (incl lacquers) > =100C hrof a kind used for finishing leather	722	755.278	1.058	601.482
3210001900	Varnishes (incl lacquers) < 100C hrof a kind used for finishing leather	28.330	193.752	232.141	940.234
3210002000	Distempersof a kind used for finishing leather	0	98	0	983
3210003000	Prepared water pigments of a kindused for finishing leather	30.725	574.586	106.886	1.480.690

I.3. IMPOR MENURUT KOMODITI / IMPORT BY HS COMMODITY
*****DESEMBER / DECEMBER 2009 *****

H S	Uraian Komoditi Commodity Description	Berat Bersih / Net Weight (Kg)		Nilai / Value C.I.F (US\$)	
		Bulan ini Current Month	Kumulatif Cum.Jan. to date	Bulan ini Current Month	Kumulatif Cum.Jan. to date
3210005000	Polyurethane tar coating of a kind used for finishing leather	9.108	224.122	50.956	929.302
3210009000	Other paints & varnishes of a kind used for finishing leather	93.265	1.574.283	423.593	4.848.850
3211000000	Prepared driers	50.164	528.494	194.412	2.034.947
3212100000	Stamping foils	69.517	747.253	414.778	3.764.525
3212901100	Aluminium paste	183.142	1.461.106	1.003.604	8.288.717
3212901200	Oth pigments (incl metallic powder & flakes), for leather-dispers, non aqueous	10.454	179.790	25.303	444.320
3212901900	Oth pigments (incl metallic powder & flakes), dispers in non-aqueous media	23.254	405.161	212.716	2.449.150
3212902100	Dyes or oth coloring matter in forms for retail sale-suitable for food or drink	0	5.519	0	28.727
3212902900	Oth dyes or oth coloring matter in forms for retail sale	32.557	429.924	216.352	2.320.430
3213100000	Colors in set, in tablet, tubes, jars, bottles, pans or in similar forms/pack	101.078	717.729	375.428	2.468.733
3213900000	Oth artist, students or signboard, in tablet, tubes, jars, bottles, pans or other	27.971	238.646	138.300	1.161.741
3214100000	Glaziers putty, grafting putty, cementscaulking compound	387.609	3.186.553	1.474.976	15.991.549
3214900000	Oth painters fillings; non-refractory surfacing preparat for facades	319.788	6.649.264	764.328	8.542.526
3215111000	Printing uv curable inks-black	7.957	75.145	115.525	1.274.422
3215119000	Printing other than uv curable inks-black	146.161	1.583.045	733.671	8.970.436
3215190000	Printing inks, other than black	490.216	5.330.764	4.318.796	45.319.763
3215901000	Carbon mass for one time carbon paper	10.735	134.299	31.850	469.846
3215906000	Drawing ink and writing ink	155.865	454.001	346.833	2.713.646
3215909000	Oth printing ink, writing/drawing ink with or not concentrated or solid	68.072	1.107.266	482.354	7.263.804
3301120000	Pharmaceutical grade - of orange and oth essential oils of orange	29.791	486.083	94.663	2.107.467
3301130000	Pharmaceutical grade - of lemon and oth essential oils of lemon	348	99.046	12.714	2.754.489
3301190000	Other essential oils of citrus fruit	149.555	1.243.151	379.529	3.019.098
3301240000	Essential oils - of peppermint (mentha piperita)	16.832	341.972	195.017	3.206.984
3301250000	Pharmaceutical grade - of oth mint soth essential oils of oth mints	7.332	250.783	91.519	1.312.629
3301291100	Pharmaceutical grade of lemon grass of citronella, cinnamon, ginger, cardamon	20.001	47.015	145.946	342.397
3301291200	Pharmaceutical grade of sandalwood	3.229	54.214	1.710	257.930
3301291900	Oth pharmaceutical grade-essential oils soth than those of citronella	149.826	945.044	830.252	4.562.381
3301299100	Oth pharmaceutical grade of lemon grass of citronella, cinnamon, ginger	257	27.494	8.621	304.352
3301299200	Essential oils of sandalwood, oth than pharmaceutical grade	0	110	0	3.127
3301299900	Oth essential oils-oth than pharmaceutical grade	25.309	736.280	396.570	8.247.778
3301300000	Resinoids	1.810	23.509	57.160	666.353
3301901000	Aqueous distillates & solutions of essential oils suitable for medic use	1.209	49.483	5.908	93.594
3301909000	Oth essential oils (terpeneless or not), incl concretes & absolutes; resinoids	45.599	302.808	517.466	3.245.725
3302101000	Odoriferous alcoholic prep for the alcoholic beverages, liquid form	0	1.086	0	18.974
3302102000	Odoriferous alcoholic prep for the alcoholic beverage, in oth form	0	77	0	1.090
3302109000	Oth mixed of odoriferous of a kind used in the food or drink industries	100.952	1.839.688	1.134.704	18.932.159
3302900000	Oth prep based on odoriferous substances for the manufacture of beverages	1.675.312	19.453.457	23.628.260	251.127.973
3303000000	Perfumes & toilet waters	70.542	813.375	1.741.585	12.207.292
3304100000	Lip make-up preparations	38.086	352.937	760.802	6.258.836
3304200000	Eye make-up preparations	22.620	289.911	642.015	6.947.549
3304300000	Manicure or pedicure preparation	8.253	78.165	100.510	884.109
3304910000	Powders, whether or not compressed	53.820	476.129	598.981	6.462.598
3304991000	Face & skin creams & lotions	514.369	5.449.465	4.373.202	36.602.528
3304992000	Anti-acne creams	26	35.038	482	281.318
3304999000	Oth beauty/make-up prep & prep for the care of the skin (oth than medicaments)	113.859	1.413.083	1.498.384	16.802.533
3305100000	Anti-mycosis shampoos & others shampoos	1.831.941	27.639.565	7.948.967	83.858.628
3305200000	Preparat for permanent waving or straightening	3.525	128.576	29.575	764.607
3305300000	Hair lacquers	5.777	127.846	60.489	1.674.497
3305900000	Others preparations for use on the hair	338.090	3.841.064	1.750.672	14.616.604
3306101000	Prophylactic pastes & powders	41.694	776.740	289.843	4.297.302
3306109000	Others dentifrices	1	111.860	1	1.215.784
3306200000	Yarn used to clean between the teeth (dental-floss)	0	7.977	0	116.489
3306900000	Oth prep for oral/dental hygiene, incl denture fix-ative pastes & powder, retail	588	121.100	13.993	595.955
3307100000	Pre-shave, shaving or after-shave preparations	4.376	83.028	53.539	564.887
3307200000	Personal deodorants & antiperspirants	119.332	1.351.722	974.643	8.551.698
3307300000	Perfumed bath salts & oth bath preparations	92.018	664.756	194.982	1.379.817
3307410000	Oth agarbatti & oth odoriferous prep. which operate by burning	582.997	4.087.552	432.548	2.741.011
3307491000	Room perfuming preparations	27.788	311.474	180.667	2.056.161
3307499000	Oth prep for perfuming or deodor rooms, incl odoriferous preparat use religious	28.862	950.527	234.398	3.129.402
3307901000	Animal toilet preparations	0	91.429	0	186.600
3307902000	Contact lens solution	70.691	516.226	261.755	1.832.748
3307903000	Papers & tissues, impregnated or coated with perfume or cosmetics	30	177.364	284	152.972
3307904000	Other perfumery or cosmetics including depilatories	0	4.665	0	15.041
3307909000	Oth pre-shave, cosmetic or toilet prep. prep rooms deodorisers, w/ or perfuming	21.890	154.361	182.548	737.278
3401111000	Soap, organic surface-active-for toilet use-medicated prods	34.715	627.771	113.932	1.673.860
3401112000	Bath soap	312.699	3.216.260	558.335	5.121.467
3401113000	Oth toilet use, of felt or nonwovens, impregnated, coat with soap or detergent	374	2.563	792	21.666
3401119000	Oth soap & organic surface for toilet use	13.646	133.640	58.491	679.274
3401191000	Oth than for toilet use-felt/nonwovens impregnated, coat with soap or detergent	10	593	61	4.115
3401199000	Oth soap & organic surface other than for toilet use	598	41.166	2.874	143.853
3401201000	Soap in oth form for flotation deinking recycled paper	12	1.292	21	13.023
3401209000	Soap in oth forms, other than chips	419.320	2.934.012	617.937	5.019.788

I.3. IMPOR MENURUT KOMODITI / IMPORT BY HS COMMODITY
*****DESEMBER / DECEMBER 2009 *****

H S	Uraian Komoditi Commodity Description	Berat Bersih / Net Weight (Kg)		Nilai / Value C.I.F (US\$)	
		Bulan ini Current Month	Kumulatif Cum.Jan. to date	Bulan ini Current Month	Kumulatif Cum.Jan. to date
3401300000	Organic surface-active prods & prep forwashing in the liquid, put for ret sale	17.017	222.733	248.833	2.489.340
3402111000	Organic surface-active agents, with/notfor retail sale; sulphated fatty alcohol	29.700	641.247	68.665	1.546.927
3402120000	Wetting agents used in the manufactureof herbicide	779	57.613	2.320	142.039
3402119000	Oth anionic-organic surface-active agentwith or not put up for retail sale	539.597	3.886.329	1.156.926	9.164.119
3402121000	Wetting agents used in the manuf ofherbiced-cationic	17.032	2.252.504	27.862	2.568.872
3402129000	Oth cationic-organic surface-activeagent with/not put up for retail sale	149.151	8.062.133	382.785	17.770.533
3402130000	Organic surface-active agents,with orn ot for retail sale; non-ionic	1.965.536	18.176.494	4.238.574	38.617.994
3402190000	Oth organic surface-active agents,with or not up for retail sale	1.110.846	8.859.500	2.334.707	20.691.231
3402201100	Anionic surface active prep. in liquidform-put up for retail sale	26.137	746.138	78.969	694.522
3402201200	Anionic washing prep & cleaning prep,incl bleach cleans,liquid form, retail	15.823	236.445	278.420	1.894.091
3402201300	Oth surface active preparations- inliquid form, for retail sale	59.651	610.681	79.152	751.142
3402201900	Oth wash prep & clean prep,incl bleachcleans & degreas prep,liquid, retail	163.406	1.034.508	423.325	3.462.924
3402209100	Anionic surface active prep. oth thanin liquid form-for retail sale	23.800	245.820	65.788	311.916
3402209200	Anionic washing prep &clean prep, inclbleach,cleans-oth than liquid,retail	2.192	49.978	8.490	121.205
3402209300	Oth surface active preparation-oth thanin liquid-for retail sale	1.813	40.370	4.024	167.176
3402209900	Oth wash prep & clean prep,incl bleachcleans, oth than liquid, retail sale	47.444	949.626	161.155	2.617.618
3402901100	Anionic surface active preparat-liquidnot put up for retail sale	223.526	2.915.090	524.975	7.195.261
3402901200	Oth anionic wash prep & clean prep,incl bleach,liquid,not for retail sale	81.165	1.151.251	154.205	3.234.767
3402901300	Anionic washing prep.or cleaningincl.bleaching, cleansing or degreasing	151.196	3.442.163	316.172	4.453.888
3402901400	Oth organic surface active in liquidform, wetting agents	12.606	108.742	29.252	255.700
3402901500	Oth organic surface active in liquidform, not wetting agents	192.189	1.482.022	565.148	3.710.109
3402901900	Oth wash prep & clean prep,incl bleachcleans, in liquid-not for retail sale	395.711	2.827.730	507.267	5.411.439
3402909100	Anionic surface active preparations,oththan liquid- not for retail sale	35.089	322.409	73.611	834.285
3402909200	Anionic wash prep & clean prep,inclbleach,cleans-not liquid-not retail	69.063	603.846	102.044	1.461.873
3402909300	Anionic surface-active prep,not liquidform not for retail sale	343.236	3.209.490	270.647	2.627.196
3402909400	Anionic surface-active prep, not liquidform, wetting agents not for retail sale	3.255	26.816	18.069	133.989
3402909500	Anionic surface-active prep, not liquidform,not wett agents not for retail sale	399.062	7.049.706	817.604	9.164.527
3402909900	Oth wash/lean prep,incl bleach cleansoth than liquid-not for retail sale	330.821	3.307.614	742.813	9.419.785
3403111100	Liquid lubricating oil prep, for treatmof textile,or oth materials, cont petrol	50.740	665.990	117.834	1.631.104
3403111900	Oth liquid preprtion for the treatmenttextile or oth materials, cont petroleum	30.460	229.833	77.848	599.618
3403119000	Oth prepar for the treatmentof textilematerials,oth than liquid,cont petroleum	9.841	485.830	63.353	2.437.344
3403191100	Liquid oil for aircraft engine cont.petroils/oils obtain. bituminous mineral	2.209	44.097	27.158	414.819
3403191200	Other liquid prep content silicone oil,cont petrole oils,or bituminous mineral	33	3.028	454	25.099
3403191900	Other liquid for other purposes contpetrol oil or bituminous mineral oils	4.686.229	30.434.680	9.238.698	59.890.354
3403199000	Oth lubricating prep cont petroleum oil	1.285.550	8.071.581	3.327.984	21.439.823
3403911100	Liquid prep cont silicone oil-for treatof textile,or oth matt,not cont petrol	78.432	728.318	293.933	2.744.565
3403911900	Liquid prep for treatment of textilemater,not cont petroleum oil & silicone	304.895	2.516.721	777.617	6.843.499
3403919000	Liquid preparat for treatment of textilor the materials, not cont petroleum oil	549.032	6.141.171	1.464.143	15.204.699
3403991100	Liquid oil for aircraft engine not contpetroleum oils or oils obtain bitumin	25.026	72.885	105.284	317.327
3403991200	Other liquid prep content silicone oilcont petrol oil,or bituminous mineral	0	184	0	6.557
3403991900	Other liquid for other purpose not contpetroleum oil or bituminous mineral oils	65.996	2.481.371	324.369	3.584.413
3403999000	Preparat for treat of textile,leatheroth mater,not cont petrol oil,not liquid	148.548	3.203.622	989.822	12.614.781
3404200000	Artificial waxes & prepared waxes,ofpoly(oxyethylene) (polyethylene glycol)	219.151	3.367.246	372.958	6.329.289
3404900000	Oth artificial waxes & prepared waxes.	717.135	10.779.961	1.508.643	22.266.405
3405100000	Polishes, creams & similar preparat forwear or leather	13.356	184.944	108.481	1.182.131
3405200000	Polishes,creams & similar prep for themaintenance of wooden furniture	4.980	42.730	13.729	108.564
3405300000	Polishes & similar prep for coachwork,other than metal polishes	2.072	123.601	23.037	458.205
3405401000	Abrasive lapping & honing,in the formof flour,scouring pastes & powder	1.663	32.416	7.562	280.527
3405409000	Oth scouring pastes & powders & otherscouring preparations	44.352	540.281	164.413	1.369.738
3405901000	Metal polishers	10.847	284.271	76.851	947.666
3405909000	Oth polishes & cream, for footwear,furniture, floors	53.151	750.049	130.389	1.762.697
3406000000	Candles, tapers & the like.	125.098	772.519	185.506	1.039.912
3407001000	Modelling pastes, incl those put up forchildrens amusement	9.212	157.959	66.394	708.590
3407002000	Prep known as "dental wax", in sets, inpackings,retail sale or in plates	252	5.235	8.991	55.187
3407003000	Other preparations for use in dentistry,with a basis of plaster (of calcined	0	22.054	0	156.132
3501100000	Casein	243.407	2.707.410	1.677.949	18.808.197
3501901000	Caseinates & other casein derivatives	130.800	757.666	731.542	5.105.593
3501902000	Casein glues	0	5.594	0	37.162
3502110000	Egg albumin - dried	4.905	54.720	29.239	294.906
3502190000	Egg albumin - oth than dried	0	569	0	10.523
3502200000	Milk albumin,incl concentrates of >= 2whey proteins	28.940	481.601	256.986	3.465.605
3502900000	Oth egg albumin	167	18.404	2.201	302.748
3503001000	Glues of animal origin	25.645	350.233	198.430	1.310.009
3503002000	Gelatin in powder form with bloatinglevel a-250 or b-230 or more	43.015	650.593	127.439	2.246.548
3503003000	Isinglass	0	160	0	8.198
3503009000	Oth gelatin derivatives,isinglass,otherglue of animal origin,excl casein glues	123.115	2.381.872	736.727	13.020.248
3504000000	Peptones and their derivatives, otherprotein substances and their	407.670	4.932.962	1.340.522	14.792.624
3505101000	Dextrins, soluble or roasted starches	3.994.360	40.247.145	2.311.515	22.372.878
3505109000	Oth dextrins & oth modified starches	5.556.339	75.480.751	3.181.467	47.999.532
3505200000	Glues based on starches/dextrins	382.047	4.218.253	779.853	8.034.075
3506100000	Prods suitable for use as glues/adhesivefor ret sale as glues/adhesives < 1 kg	325.737	2.527.461	1.044.575	10.148.882
3506910000	Adhesives based on polymers of heading39.01 to 39.13 or on rubber	1.156.105	12.550.958	3.725.334	33.805.704

I.3. IMPOR MENURUT KOMODITI / IMPORT BY HS COMMODITY
*****DESEMBER / DECEMBER 2009 *****

H S	Uraian Komoditi Commodity Description	Berat Bersih / Net Weight (Kg)		Nilai / Value C.I.F (US\$)	
		Bulan ini Current Month	Kumulatif Cum.Jan. to date	Bulan ini Current Month	Kumulatif Cum.Jan. to date
3506990000	Oth prepared glues & oth prepared adhesives, nes	889.017	9.974.290	4.458.276	39.357.295
3507100000	Rennet & concentrates thereof	505	28.519	1.676	311.319
3507900000	Oth enzymes; prepared enzymes nes or include	361.238	3.731.550	1.860.293	20.308.007
3601000000	Propellent powders	10.000	13.281	203.479	261.762
3602000000	Prepared explosive, oth than propellent powders	171.849	2.218.441	746.789	6.763.176
3603001000	Semi-fuses, elemented caps, signal tubes	152.164	398.516	3.999.810	10.058.521
3603002000	Safety fuses or detonating fuses	0	96.441	0	3.419.101
3603009000	Oth safety fuses, detonat fuses, percussion detonat caps,igniters,electric dtnt	1.117.760	2.758.873	6.921.883	30.648.653
3604100000	Firecrackers and other fireworks	181.094	10.981.241	241.638	10.524.278
3604901000	Distress signal equipment	0	1.657	0	10.918
3604909000	Oth signalling flares, rain rocket, forsignal & oth pyrotechnic articles	4.955	219.518	188.205	687.568
3605000000	Matches,oth than pyrotechnic article of36.04, in pack of >= 100 matches	0	3.242	0	14.474
3606100000	Liquid/liquified-gas fuel in containersused for filling or refilling <= 300 cm	260	56.302	1.463	75.572
3606901000	Solid or semi-solid fuels, solidifiedalcohol & oth similar prepared fuels	1.674	25.231	68.896	120.405
3606902000	Lighter flints	4.639	42.325	40.607	303.109
3606903000	Oth ferro-cerium & oth pyrophoric alloyin all forms	0	113	0	1.474
3606904000	Resin torches, firelighters & the like	230	1.319	132	1.560
3606909000	Oth articles of combustible material asspecified note 2 to this chapter.	1.544	36.191	21.792	284.722
3701100000	Photographic plates & film in the flatfor x-ray	90.952	648.505	1.746.820	10.009.212
3701200000	Instant print film	10	7.694	191	41.704
3701300000	Oth plates & film, with any side>255 mmspecially for printing industri	305.060	2.992.592	2.206.645	20.275.420
3701910000	Oth plates &film for color photogrhap(polychrome)	0	4.593	0	10.306
3701990000	Oth plats &film photogrhap(polychrome)specially manuf for printing indust	80.985	1.006.932	108.601	1.776.024
3702100000	Film for x-ray	511	21.531	43.193	701.326
3702310000	Oth film,without perforat,of width notexceed 105 mm for photograp(polychrome)	1	5.578	2	189.056
3702324000	Instant print film in bands of width >=16 mm & length >=120m	0	38.137	0	115.246
3702329000	Oth film with silver halide emulsi,of a width < 105 mm	1.513	1.751	2.445	3.759
3702393000	Oth infra red transparent film,of a width < 105 mm	215	10.719	2.150	84.566
3702395000	Oth film, without perforat, of a width <105 mm special prep for medical serv	208	225	4.799	5.289
3702399000	Oth film without perforations of awidth < 105 mm	1.148	22.344	2.766	31.496
3702419000	Film for use oth than in medical,surgical,dental or veterinary sciences	0	4.823	0	86.588
3702424000	Film oth than for color photogr',width>610mm, length >200m, prep for	0	14.200	0	12.750
3702429000	Film oth than for color photogr',width> 610mm, length >200m	0	176	0	3.400
3702433000	Infra red transparent film, width >610 mm, length < 200 m	0	23.735	0	414.889
3702435000	Film, width > 610mm, length < 200mspecially prepared for medical service	10.250	64.754	80.459	696.186
3702439000	Oth film of width > 610 mm & length <120 m	1.457	78.452	8.890	620.242
3702443000	Infra red transparent film, 105mm< width < 610mm	0	14.801	0	241.630
3702445000	Film, 105mm< width<610mm,specially prepared for medical service	13.627	78.348	134.805	972.813
3702449000	Oth film, 105mm < width < 610 mm &length < 120m	301	78.384	7.379	598.748
3702522000	Film for color photo width<6mm, length>14 m, for cinematography	0	1.154	0	60.943
3702529000	Film for color photo width<16mm,length > 14 m	4	178	465	13.726
3702549000	Oth film for color photo16mm<width<35mm,length<30m, oth than for slides	4.426	47.298	14.280	162.346
3702552000	Film for color photo 16mm< width<35mm,length<30m, for cinematography	128	18.190	10.548	629.702
3702559000	Oth film 16mm< width<35mm, length> 30mfor color photography	11.174	80.499	384.763	2.764.224
3702565000	Film width>35mm,for color photographyspecially prepared for medical service	0	166	0	4.787
3702569000	Oth film width> 35mm, for colorphotography	0	315	0	7.319
3702914000	Infra red transparent film oth thancolor photog width < 16mm	0	4	0	457
3702915000	Film oth than for color photo width< 16mm, specially for medical service	0	73	0	210
3702919000	Oth film oth than for color photowidth < 16mm	0	101	0	6.445
3702935000	Film oth than for colorphoto 16mm<width< 35mm, length<30m, for medic serv	0	9	0	60
3702939000	Oth film oth than for color photo 16mm<width<35mm, length<30m	0	2.957	0	4.000
3702949000	Oth film 16mm< width<35mm, length<30m,oth than for color photography	0	176	0	2.751
3702952000	Film oth than for color photo width >35 mm for cinematography	0	1.274	0	2.524
3702956000	Film oth than for color photo width >35 mm prepared for medical service	2.915	7.790	47.147	127.566
3702959000	Oth film oth than for color photography	0	1.575	0	36.527
3703100000	Photographic paper, paperboard&textil,unexposed, rolls,width of 610-1000mm	237.520	587.281	1.388.503	3.497.237
3703200000	Oth photograph paper, sensitisi, unex-posed for color photography	104.100	882.649	263.799	2.306.785
3703900000	Oth photograph paper, paperboard & textsensitised, unexposed.	122.756	1.253.617	214.934	3.964.031
3704001000	Plate & film for x-ray,unexposed but notdeveloped	5	2.155	560	7.908
3704009000	Oth photograph plates, film,paper,paper-board & textiles,expos but not developed	3.875	89.190	11.036	206.649
3705100000	Photograph plates & film, exposed &developed,for offset reproduc	10.001	199.083	19.794	188.628
3705901000	Photograph plates & film, exposed &developed,for x-ray	367	5.922	20.870	96.747
3705902000	Microfilms, exposed and developed	0	6.352	0	33.552
3705909000	Oth photograph plates & film,expos &developed,oth than cinematographic film	4.627	211.881	12.937	425.838
3706101000	Newsreels,travelogues,technical & scien-tic film exposed&developed,width>=35mm	6.095	48.215	456.960	3.530.088
3706109000	Oth cinematograph film, expos & deve-losed of a width >= 35 mm	32	2.478	1.623	106.016
3706909000	Oth cinematgrphic film,expos & developwith or not incorporating soundtrack	1	1.298	54	28.582
3707100000	Sensitising emulsion,for photo use (oththan varnishes, glues, adhesives),retail	11.338	91.793	31.717	261.192
3707901000	Flashlight materials, unmixed prods forphotog uses,put up in measur portions	9.626	46.439	9.127	102.877
3707909000	Oth chemical prep for photographic uses,put in measur portions, ready for use	528.800	5.999.623	1.776.981	15.823.226
3801100000	Artificial graphit,in the form of pasteblocks,plates or oth semimanufacts	222.829	1.518.650	472.468	3.481.292
3801200000	Colloidal/semi-colloidal graphite, inpastes,blocks,plates or oth semimanufac	259	59.768	4.103	190.425

I.3. IMPOR MENURUT KOMODITI / IMPORT BY HS COMMODITY
*****DESEMBER / DECEMBER 2009 *****

H S	Uraian Komoditi Commodity Description	Berat Bersih / Net Weight (Kg)		Nilai / Value C.I.F (US\$)	
		Bulan ini Current Month	Kumulatif Cum.Jan. to date	Bulan ini Current Month	Kumulatif Cum.Jan. to date
3801300000	Carbonaceous pastes for electrodes & similar paste & for furnace linings	1.238.892	9.347.847	971.035	8.731.712
3801900000	Oth artificial graphite, colloidal or semigraphite, pastes, blocks or plates	41.887	455.777	327.590	1.894.739
3802100000	Activated carbon, including spent animal black	429.812	4.846.055	897.745	6.774.325
3802901000	Activated bauxite, including spent animal black	0	220.071	0	48.866
3802902000	Activated clays & activated earth, incl spent animal black	10.147	707.549	33.143	299.720
3802909000	Oth activat natural mineral prod, animal black include spent animal black	1.168.620	9.498.783	483.534	4.289.665
3803000000	Tall oil, whether or not refined.	25.337	196.975	34.770	346.822
3804001000	Concentrated sulphite lye	0	776.557	0	706.166
3804009000	Oth residual lyes from woodpulp with ornat concentrat, desugar or chemical treat	214.220	3.397.554	429.958	6.168.011
3805100000	Gum, wood or sulphate turpentine oils	14.453	202.462	131.365	424.402
3805900000	Oth terpenic oil produc by the distillat of coniferous wood & oth crude paracy	237.649	1.748.373	525.119	3.886.075
3806100000	Rosin & resin acids	63.797	512.241	152.137	1.176.267
3806200000	Salt of rosin, of resin acid, of drv or resin acid, oth than salt of rosin addict	15.137	53.726	43.769	161.576
3806301000	Ester gums - in blocks	71	10.854	662	21.992
3806309000	Ester gums - in oth forms	26.248	1.447.120	153.069	3.660.360
3806901000	Run gums in blocks	0	8	0	92
3806909000	Oth derivates rosin & resin acidsthereof	329.165	3.546.567	631.880	5.295.694
3807000000	Wood creosote	43.220	159.355	87.561	322.881
3808501100	Intermediate preparations for the manufacture of insecticides, subhd note 1	26.734	1.207.871	186.490	10.300.634
3808501200	Insecticides in the form of mosquito coils/mosquito coil powder, subhd note 1	0	37.563	0	283.331
3808501300	Insecticides in aerosol containers subhd note 1	155	39.559	384	104.335
3808501900	Insecticides, in oth form, subhd note 1	154.383	2.281.247	637.074	8.534.639
3808502000	Fungicides, subhd note 1	307.974	2.407.107	866.081	10.560.736
3808503000	Herbicides, anti-sprouting products and plant-growth regulators, subhd note 1	471.328	4.859.327	899.848	11.379.501
3808504000	Disinfectants, subhd note 1	10.733	235.703	69.123	1.587.530
3808509100	Wood preserv, being prep oth than surface coat, cont insect/fungi subhd note 1	7.304	52.360	25.961	196.021
3808509900	Oth disinfect, smilar product, put up inform/pack for retl sale, subhd 1	1.721	73.157	23.000	844.171
3808911000	Intermediate preparation for the mfnctof insecticides, not subhd note 1	86.957	969.192	693.720	32.190.726
3808912000	Insecticide in the form of mosquito coil/mosquito coil powder, not subhd note 1	0	27.600	0	55.330
3808919000	Insecticides, in oth form, not subhd note 1	354.280	2.866.106	3.863.183	19.540.120
3808920000	Fungicides, not subhd note 1	723.562	6.331.477	3.080.800	32.945.845
3808930000	Herbicides, anti-sprouting products and plant-growth regulator, not subhd note 1	1.471.416	14.002.873	5.500.596	36.321.931
3808940000	Disinfectants, not subhd note 1	23.610	365.650	104.507	1.499.369
3808991000	Wood preserv, being prep oth than surface coat, cont insect/fungi not subhd note 1	2.440	14.743	9.150	84.788
3808999000	Oth disinfect, smilar product, put up inform/pack for retl sale, not subhd note 1	61.765	409.476	116.295	1.158.622
3809100000	Oth finish agent, dye carriers to accelewith a basis of amylaceous substances	131.917	2.195.901	269.777	2.942.298
3809910000	Oth finish agent, dye carriers to accelekind used in the textile or like indust	1.072.551	11.777.906	2.553.445	28.305.958
3809920000	Oth finish agent, dye carriers to accelekind used in the paper or like indust	2.194.019	20.690.235	5.265.376	44.984.414
3809930000	Oth finish agent, dye carriers to accelekind used in the leather or like indust	285.697	2.671.543	627.988	6.463.505
3810100000	Pickling prep for metal surfac, soldering, brazing, welding powders	390.265	7.459.977	1.529.160	21.701.985
3810900000	Other prep of a kind used as cores or coating for weld electrodes or rods	286.047	7.145.099	1.331.001	16.796.859
3811100000	Anti-knock preparation, based on lead based on lead compound	815	42.467	2.181	191.436
3811900000	Oth anti-knock preparations	74.295	1.301.776	214.165	4.123.543
3811210000	Additive for lubricat oils, cont petrooil & oil obtain from bitumin, retail	48.135	181.970	249.167	612.104
3811219000	Additive for lubricat oils, cont petrooil & oil obtain from bitumin, not retail	2.394.433	41.123.460	7.667.032	135.402.276
3811290000	Oth additive for lubricat oils, cont petrol oil & oil obtain from otmn minera	349.127	3.231.935	1.235.898	11.051.377
3811901000	Anti knock prep., rust preventativ & corrosion inhibitors	249.279	2.365.326	1.038.594	10.038.476
3811909000	Oth anti-knock prep., for mineral oil liquid used as mineral oils	1.104.773	13.487.698	2.348.962	24.299.928
3812100000	Prepared rubber accelerators	1.485.918	12.211.249	3.252.848	27.858.942
3812200000	Compound plasticisers for rubber or plastics	531.185	7.904.268	822.477	12.510.230
3812301000	White carbon	245.683	1.278.027	361.075	2.126.388
3812309000	Oth anti oxidising prep & oth compound stabilisers for rubber or plastics	1.775.120	18.869.291	5.023.812	48.085.675
3813000000	Prep. & charge for fire-extinguisher charged fire-extinguishing grenades	204.268	2.038.632	412.288	4.607.103
3814000000	Organic composite solvents & thinners, prepared paint or varnish removers	467.538	5.946.321	1.350.573	16.079.593
3815100000	Supported catalyst, with nickel/nickel compounds as the active substance	73.581	743.631	1.204.451	11.268.511
3815120000	Supported catalyst, with precious metal compounds as the active substance	325.859	870.948	2.357.448	10.962.105
3815190000	Oth supported catalysts	729.677	9.076.388	2.620.294	45.686.097
3815900000	Oth reaction initiators, reaction accelerators catalytic prep, nes or incld	971.846	13.104.965	3.104.661	51.438.478
3816001000	Refractory cements, mortars, concretes	1.740.906	15.457.405	1.320.499	10.126.554
3816009000	Oth refractory cements, mortars, concret	876.074	11.529.822	714.778	8.532.032
3817000000	Mixed alkylbenzenes & mixed alkyl naphthalenes oth than head 2707 or 2902	5.588.695	32.076.840	7.924.804	41.891.550
3818000000	Wafers/discs with silicon content	11.250	148.651	254.766	3.881.548
3819000000	Hyd brake fluids & oth for hyd trnsmssion whether or not cont <70% weight of petrol	303.233	3.392.397	691.866	7.967.932
3820000000	Anti-freezing preparations & prepared and prepared de-icing fluids	110.660	680.668	200.912	1.691.204
3821001000	Prepared culture media for development	21.222	150.481	242.217	2.282.914
3821009000	Oth prepared culture media for development	476	29.077	35.064	600.918
3822001000	Plate, sheet, film, foil & strip of plastic impreghtd/coated with diag. reagents	34.842	127.800	1.664.225	8.410.008
3822002000	Paperboard, cellulose wadding & web fibre impreghtd/coated with diag. reagents	415	6.035.254	45.201	2.331.363
3822003000	Sterilisation indicator strips & tapes oth thn heading 3002 or 3006	422	24.504	8.066	317.608
3822009000	Oth diagnostic/lab reagents & prepared whether or not head 30.02 or 30.06	88.750	5.753.859	3.036.114	31.457.070
3823100000	Stearic acids	130.056	4.199.068	156.101	3.697.515
3823120000	Oleic acids	15.133	490.788	21.536	647.343

I.3. IMPOR MENURUT KOMODITI / IMPORT BY HS COMMODITY
*****DESEMBER / DECEMBER 2009 *****

H S	Uraian Komoditi Commodity Description	Berat Bersih / Net Weight (Kg)		Nilai / Value C.I.F (US\$)	
		Bulan ini Current Month	Kumulatif Cum.Jan. to date	Bulan ini Current Month	Kumulatif Cum.Jan. to date
3823130000	Tall oils fatty acids	221.282	1.905.772	194.231	1.828.641
3823191000	Acids oil from refining	6.520	64.455	41.976	163.082
3823199000	Oth industrial monocarboxylic fatty acid	992.118	7.437.900	1.188.693	13.084.456
3823701000	Industry fatty alcohols in the form of wax	501	12.339	3.408	32.131
3823709000	Oth industry fatty alcohols in the form of wax	1.340.048	12.817.449	1.744.264	14.955.603
3824100000	Prepared binders for foundry moulds or core	628.706	3.267.031	880.257	4.711.588
3824300000	Non-agglomerated metal carbides mixed together with metallic binders	2.606	35.922	3.469	148.735
3824400000	Prepared additives for cements, mortars or concretes	2.024.911	15.867.780	4.572.530	38.862.071
3824500000	Non-refractory mortars & concretes	80.934	1.219.232	72.642	804.792
3824600000	Sorbitol oth than that of subheading 2905.44	26.137	539.979	24.555	449.977
3824720000	Mix cont halogenated, drv methane, ethanecont bromochlorodi(tri)fluoromethane	0	30.379	0	336.194
3824750000	Mix cont halogenated, drv methane, ethanecontaining carbon tetrachloride	0	19.779	0	31.380
3824760000	Mix cont halogenated, drv methane, ethanecont 1,1,1-3-chloroethan(methyl chlfr	0	835	0	1.447
3824770000	Mix cont halogenated, drv methane, ethanecont bromomethane or bromochlorome	0	4.821	0	36.075
3824780000	Mix cont halogenated, drv methane, ethanecont PFC or HCFC but not CFC or HCl	3	136.287	17	355.050
3824790000	Other mix cont halogenated, drv methane, ethane	527.607	2.844.764	879.648	6.517.860
3824810000	Mix & preparation containing oxirane(ethylene oxide)	28.440	236.177	37.420	358.845
3824820000	Mix & preparation containing pbbs, PCBs, PCTs	7	4.254	1.908	41.746
3824830000	Mixtures & preparation containing tris(2,3-dibromopropyl) phosphat	0	1.065	0	6.237
3824901000	Ink removers, stencil correctors & oth. corrector fluids in package	27.875	524.408	169.380	1.903.213
3824902000	Mixtures of chemical, of a kind used in manufacture of foodstuff	164.104	2.196.242	511.787	7.840.543
3824903000	Copying pastes with a basis of gelatin presented in bulk/ready to use	1	88.133	129	337.772
3824904000	Composite inorganic solvents	98.954	897.629	842.701	3.966.769
3824905000	Acetone oil	5.041	50.671	32.379	374.037
3824906000	Preparations/mixtures cont monosodium glutamate	18.702	186.473	56.098	574.124
3824909000	Oth prods & preparations cont cfc-11,12,115, and halon	3.787.462	35.834.925	8.917.037	98.747.993
3825100000	Municipal waste	0	10	0	121
3825900000	Oth residual prods of the chemical/allied industry	0	504	0	4.287
3901103000	Polyethylene < 0,94 in liquids or pastes	51.857	886.906	256.968	2.528.386
3901109010	Polymers of ethylene, in granule form	15.420.185	174.765.027	20.849.208	201.123.242
3901109090	Polymers of ethylene other form	3.673.574	30.384.689	4.898.182	37.050.936
3901200000	Polyethylene having a specific gravity 0.94 or more	9.285.523	89.993.619	11.505.423	103.833.243
3901303000	Ethylene-vinyl acetate copolymers in liquid or pastes	1.178.869	14.822.182	1.175.365	15.211.902
3901309000	Ethylene-vinyl acetate copolymers in other form	1.168.598	23.009.975	2.046.854	40.133.883
3901903000	Oth polymers of ethylene in liquid or pastes	73.212	688.071	194.711	3.610.781
3901909000	Oth polymers of ethylene in other form	14.046.744	82.404.581	12.796.665	93.354.808
3902101000	Polypropylene in powder form	842.512	1.981.203	998.943	2.469.302
3902102000	Polypropylene in granule form	26.495.585	297.477.875	27.783.911	315.310.255
3902109000	Polypropylene in other form	2.619.751	30.863.153	3.659.159	37.003.036
3902203000	Polysobutylene liquids/pastes	89.916	720.303	150.397	1.658.408
3902209000	Polysobutylene in oth forms	183.229	2.261.036	268.173	3.414.255
3902303000	Propylene copolymers in liquid or pastes	153.799	1.846.966	198.091	2.261.160
3902309010	Propylene copolymers in granule form	18.899.354	157.520.409	19.575.973	179.331.546
3902309090	Propylene copolymers in other form	855.571	9.872.327	951.080	11.291.470
3902903000	Oth polymers of propylene in liquid or pastes	33.218	193.609	45.993	357.072
3902909000	Oth polymers of propylene in other form	883.712	9.370.868	2.629.870	19.519.801
3903100000	Expansile polymers of styrene	876.665	14.704.488	1.658.148	21.515.310
3903190000	Other polymers of styrene	2.955.155	39.760.332	4.619.125	52.189.212
3903203000	Styrene-acrylonitrile (SAN) copolymers in aqueous dispersion	111.185	1.486.997	126.210	1.759.980
3903209000	Oth styrene-acrylonitrile (SAN) copolymers	481.624	5.229.401	843.607	8.282.015
3903303000	Acrylonitrile-butadiene-styrene (ABS) copolymers in aqueous dispersion	68.311	3.731.642	221.170	7.714.465
3903309000	Acrylonitrile-butadiene-styrene copolymers in other form	5.192.068	50.813.552	9.093.705	85.822.131
3903903000	Oth polymers of styrene in aqueous dispersion	100.231	1.129.474	170.842	1.548.349
3903909000	Oth polymers of styrene in other form	474.597	2.635.759	852.049	5.547.353
3904101000	PVC homopolymers, suspension type not mixed with oth substances	1.618.411	4.570.843	1.483.892	4.549.232
3904109000	PVC in other form	1.317.782	25.384.599	1.700.363	25.487.164
3904210000	Oth poly(vinyl chloride) non plasticised	229.957	1.076.882	249.998	1.213.073
3904220000	Oth poly(vinyl chloride) plasticised	477.992	5.933.035	661.690	7.061.686
3904300000	Vinyl chloride-vinyl acetate copolymers	189.929	1.815.169	404.495	4.140.619
3904400000	Other vinyl chloride copolymers	89.229	925.142	251.301	2.991.189
3904504000	Vinylidene chloride polymr in dispersion	1.163	16.794	11.747	101.823
3904509000	Vinylidene chloride polymers in other form	262.820	3.070.273	624.040	5.410.898
3904610000	Fluoro-polymers polytetrafluoroethylene	23.511	214.393	148.874	1.207.132
3904693000	Fluoro-polymers polytetrafluoroethylenedispersions	2.671	19.144	13.582	104.293
3904699000	Oth fluoro-polymers in other form	31.374	164.329	317.491	1.177.871
3904903000	Oth fluoro-polymer polytetrafluoroethyldispersions	0	388	0	4.459
3904909000	Oth polymers vinyl chloride in oth forms	3.645	60.434	13.129	226.732
3905120000	Poly(vinyl acetate) in aqueous dispersions	26.059	728.250	47.607	925.618
3905190000	Other poly(vinyl acetate)	78.238	853.566	485.668	3.007.681
3905210000	Vinyl acetate copolymers in aqueous dispersions	365.482	2.941.937	366.552	3.128.561
3905290000	Other vinyl acetate copolymers	54.825	609.250	128.258	1.491.936
3905301000	Poly(vinyl alcohol) in aqueous dispersions	176.388	792.685	281.045	1.542.723

I.3. IMPOR MENURUT KOMODITI / IMPORT BY HS COMMODITY
*****DESEMBER / DECEMBER 2009 *****

H S	Uraian Komoditi Commodity Description	Berat Bersih / Net Weight (Kg)		Nilai / Value C.I.F (US\$)	
		Bulan ini Current Month	Kumulatif Cum.Jan. to date	Bulan ini Current Month	Kumulatif Cum.Jan. to date
3905309000	Poly (vinyl alcohol)in other form	1.897.005	16.431.675	3.980.421	36.023.060
3905910000	Copolymers of vinyl acetate or of othervinylester	17.191	495.317	208.905	4.145.792
3905990000	Oth polymer of vinyl acetate/oth vinylesters;oth vinyl polymers; primary form	47.796	682.740	486.451	5.448.863
3906101000	Poly(methyl methacrylate) in aquaeousdispersions	124.174	646.794	330.708	1.781.402
3906109000	Oth poly(methyl methacrylate)in other form	479.053	4.741.180	1.057.083	10.901.912
3906901100	Oth acrylic copolymers in aquaeousdispersions	423.155	4.512.407	1.028.449	7.835.052
3906901900	Oth acrylic copolymers in other forms	827.813	9.521.195	1.796.491	21.380.197
3906909100	Oth acrylic polymers in aquaeousdispersions	322.699	6.187.185	527.310	7.754.205
3906909900	Oth acrylic polymers in other forms	2.415.970	26.646.115	6.339.738	69.076.248
3907100000	Polyacetals	632.800	5.745.322	1.693.909	13.910.484
3907200000	Other polyethers	2.911.429	38.033.723	6.266.460	70.027.850
3907302000	Epoxide resins based powder coating	86.479	1.020.145	427.288	4.338.791
3907303000	Epoxide resins in liquids/pastes	947.961	11.652.629	3.282.525	30.209.690
3907309000	Epoxide resins in oth form	961.213	10.169.047	2.290.671	26.500.435
3907400000	Polycarbonates	2.373.937	29.029.993	5.939.219	67.890.587
3907500000	Alkyd resins	184.548	1.352.784	352.536	2.802.168
3907601000	Poly(ethylene terephthalate) in aqueousdispersions	3.496	124.911	25.670	318.249
3907609000	Poly(ethylene terephthalate) in oth form	7.139.519	67.779.378	8.633.804	79.300.687
3907700000	Poly(lactic acid)	7.302	179.406	29.893	424.588
3907912000	Oth polyesters unsaturated in chip form	1.227	21.002	13.452	158.413
3907919000	Oth polyesters unsaturated in oth form	260.729	3.457.805	568.673	6.301.014
3907994000	Oth polyester saturated based powdercoating	80.184	817.793	120.949	1.632.709
3907999000	Oth polyesters saturated in oth form	3.709.917	34.914.334	5.861.125	49.144.927
3908101000	Polyamides in primary forms, polyamide-6	4.379.744	41.734.334	10.179.714	92.444.168
3908109000	Oth polymde-6,-11,-12,-6,6,-6,9,-6,10	795.812	12.625.695	2.437.242	30.666.426
3908900000	Other polyamides	232.404	3.374.211	878.116	11.555.726
3909101000	Urea resins, thiourea resin in mouldingcompound	227.154	1.577.639	378.196	3.020.977
3909109000	Other urea resins	177.207	2.695.135	316.479	4.693.684
3909201000	Melamine resins in moulding compound	406.981	3.965.734	1.280.005	10.045.780
3909209000	Other melamine resins	146.077	2.220.577	355.728	4.489.621
3909301000	Oth amino-resins in moulding compound	250.697	2.652.378	402.419	4.057.102
3909309000	Oth amino-resins, oth thn mouldingcompound	267.776	3.305.814	574.896	7.686.301
3909401000	Phenolic resins in moulding compound	102.905	611.068	253.778	1.987.759
3909409000	Other phenolic resins	1.665.095	14.425.650	2.657.037	24.670.987
3909500000	Polyurethanes	1.553.699	17.545.260	4.713.501	54.992.018
3910002000	Silicones in dispersions or in the formof solutions	318.436	5.475.389	1.279.645	21.347.806
3910009000	Silicones in oth forms	501.416	5.805.021	2.058.788	26.219.760
3911101000	Petroleum,coumarone,indene/coumaroneinde in liquid or pastes	18.722	679.775	51.904	1.299.718
3911109000	Petroleum, coumarone, indene/coumaroneindene in oth form	1.163.099	17.055.807	2.386.242	29.021.695
3911900000	Oth petroleum, coumarone, indene/coumaroneindene in oth form	969.789	9.254.254	2.363.217	23.118.799
3912110000	Cellulose acetates non-plasticised	0	4.820	0	80.978
3912120000	Cellulose acetates plasticised	4.331	56.623	31.448	270.021
3912201100	Water-based semi-finished nitrocellulosecellulose nitrates non plasticised	1.026	5.315	40.925	61.729
3912201900	Oth cellulose nitrates non plasticised	644.804	4.238.043	1.263.908	8.614.310
3912202000	Cellulose nitrates plasticised	9.600	120.558	46.080	326.726
3912310000	Carboxymethylcellulose & its salts	805.065	7.059.197	1.738.893	17.226.857
3912390000	Oth cellulose ethers	306.863	2.975.804	1.829.381	18.238.544
3912902010	Regenerated cellulose	10.000	75.567	23.500	289.099
3912902090	Other regenerated cellulose	61.100	970.738	313.100	4.288.045
3912909000	Oth cellulose in other form	1.413.734	3.187.734	2.562.777	11.451.508
3913100000	Alginic acid, its salts & esters	137.786	831.394	572.669	4.865.295
3913900000	Oth natural polymers & its modified, inprimary form	285.689	2.682.489	1.229.509	11.798.267
3914001000	Ion-exchangers based on plymrs of headof a kind used	154.473	1.565.851	582.794	3.878.484
3914009000	Oth ion-exchangers based on plymrs ofhead of a kind used	196.586	2.497.759	840.245	8.189.763
3915100000	Waste, parings & scrap, of polymers ofethylene	851.472	1.620.158	188.877	446.276
3915300000	Waste, parings & scrap, of polymers ofpolymers of vinyl chloride	0	9	0	90
3915901000	Waste, parings & scrap, of copolymers ofvinyl acetate	0	40.060	0	88.460
3915909000	Waste, parings & scrap, of other plastic	171.001	1.514.647	61.908	651.351
3916101000	Monofilament of polymers of ethylenechloride	0	18.088	0	37.377
3916102000	Monofilament of polymers of ethylenetrods, sticks and profile shapes	16.489	41.439	32.801	142.941
3916201000	Monofilament of polymers of vinylchloride	11.648	211.098	46.075	669.000
3916202000	Monofilament of polymers of vinylrods, sticks and profile shapes	56.556	609.855	124.204	1.326.321
3916904000	Monofilament of other plasticsof hardened proteins	6.948	101.379	65.957	963.567
3916909000	Oth monofilament of other plastics	73.514	796.866	350.449	4.794.737
3917101000	Artificial guts (sausage casings) ofhardened proteins	354	50.684	14.887	1.385.649
3917109000	Artificial guts (sausage casings) ofcellulosic materials	59.263	868.579	575.400	6.072.727
3917210000	Tube,pipe,hose,fitting therefor ofplastic of polymers of ethylene	55.532	620.478	321.035	2.199.213
3917220000	Tube,pipe,hose,fitting therefor ofplastic of polymers of propylene	33.902	301.522	150.633	1.394.763
3917230000	Tube,pipe,hose,fitting therefor ofplastic of polymers of vinyl chloride	241.213	1.147.790	276.986	3.374.029
3917290000	Tube,pipe,hose,fitting therefor ofplastic of other plastics	681.472	3.201.080	1.646.091	10.515.384
3917310000	Flexible tubes, pipes and hoses havea minimum burst pressure of 27.6 mpa	49.902	851.641	272.338	4.213.412
3917321000	Sausage & ham casings, without fittingsof plastics	112	45.745	473	602.346

I.3. IMPOR MENURUT KOMODITI / IMPORT BY HS COMMODITY
*****DESEMBER / DECEMBER 2009 *****

H S	Uraian Komoditi Commodity Description	Berat Bersih / Net Weight (Kg)		Nilai / Value C.I.F (US\$)	
		Bulan ini Current Month	Kumulatif Cum.Jan. to date	Bulan ini Current Month	Kumulatif Cum.Jan. to date
3917329000	Oth unflexible tubes, pipes & hoses, notreinforced, without fittings	143.392	1.713.617	940.180	13.741.740
3917330000	Oth, not reinforced/otherwise combinedwith oth materials/fittings of 3917.30	7.112	54.856	43.980	391.719
3917390000	Oth tubes, pipes and hoses	312.931	3.703.155	992.457	10.235.895
3917400000	Fittings of plastics	434.478	3.217.427	1.706.196	13.659.876
3918101100	Tiles of polymers of vinyl chloride	64.132	516.523	73.397	560.719
3918101900	Oth floor covering of polymers of vinylchloride	3.033.585	19.165.937	1.443.323	9.243.173
3918109000	Wall or ceiling coverings of polymers ofvinyl chloride	482.641	6.790.858	476.713	5.618.610
3918901100	Tiles, of polyethylene	4.950	188.838	60.885	633.674
3918901300	Oth floor coverings of polyethylene	126.332	1.634.218	197.917	2.461.799
3918901900	Oth floor coverings of oth plastics	160.050	911.352	122.694	1.183.349
3918909100	Wall or ceiling covering of polyethylene	64.802	1.486.953	131.176	2.910.725
3918909900	Wall or ceiling coverings of oth plastic	60.667	646.285	159.729	1.670.226
3919101000	Tape in roll,width=<20cm,of polymers of vinyl chloride	36.082	657.969	647.966	4.370.901
3919102100	Tape in roll,width=<20cm,of polyethyleneused in mnfctre of telephonc/elect wire	64.234	492.486	202.906	1.639.574
3919102900	Tape in roll,width=<20cm,of polyethyleneused for other	240.460	1.720.765	1.192.645	11.524.920
3919109000	Oth self-adhesive plate, sheet,fil, inroll, width =<20 cm, of oth plastics	298.959	4.167.516	2.385.207	24.719.719
3919901000	Oth self-adhesive plates, sheets, film,foil, tape of polymers of vinyl chloride	130.227	1.590.569	534.828	6.296.263
3919909000	Oth self-adhesive plates, sheets, film,foil, tape, strip of plastics	2.011.161	22.089.201	5.475.346	65.264.036
3920100000	Oth tape of polymer of ethylene,not formfg of telephonic/electric wire	1.489.089	18.840.528	3.606.670	44.609.702
3920200010	Bopp film, of polymers of propylene	2.559.540	27.623.895	4.247.048	43.214.300
3920200090	Oth tape of polymer of propyleneused as an adhesive by melting	409.528	9.851.909	1.010.523	16.670.254
3920301000	Polymers of styrene used as an adhesiveby melting	19.949	277.479	33.523	380.048
3920309000	Polymers of styrene not used asan adhesive by melting	56.939	528.151	109.511	1.246.303
3920430000	PVC tape weight >6% of plasticiser usedot than mfg of telephonic/electric wire	651.944	5.496.748	1.218.646	10.038.591
3920490000	Other of polymers of vinyl chloride	849.740	8.871.556	1.887.820	18.263.422
3920510000	Oth plate,sheet,fil,foilorstrip of acrypolymers of methyl methacrylate	10	11.874	68	29.176
3920590000	Oth plates,sheets,fil,foil & strip othacrylic polimer of methyl methacrylate	55.803	230.780	151.075	1.025.084
3920610000	Film, of polycarbonates	390.369	3.826.006	963.737	10.750.353
3920621000	Film, of poly(ethylene terephthalate)used as an adhesive by melting	814.299	7.978.923	2.048.731	19.610.573
3920629000	Oth plate,sheet,foil & strip of poly-(ethylene terephthalate)	103.745	833.737	731.074	4.300.329
3920630000	Tapes, of unsaturated polyesters,	11.117	152.762	15.053	308.447
3920690000	Tapes, of oth polyesters, used as anadhesive by melting	964.379	11.413.253	2.070.887	24.815.516
3920711000	Cellophane film	100.137	603.905	475.347	2.984.659
3920712000	Viscose tear-off ribbon, foil	1.465	88.948	25.281	471.897
3920719000	Oth plate,sheet & strip of regeneratedcellulose usedoth than adhesive by melti	14	43.846	639	78.662
3920730000	Cellulose acetate, plasticized, usedas an adhesive by melting	37	1.594	1.888	27.984
3920790000	Plate,sheet,foil & strip of oth celluloderivatives	2.827	7.660	7.061	43.155
3920911000	Film of poly(vinyl butyral),thickness0.38-0.76mm width <= 2m	97.373	1.019.796	518.817	6.590.108
3920919000	Oth film of poly(vinyl butyral,plate,	138.674	1.201.682	433.033	4.069.727
3920921000	Plate,sheet,foil & strip of nylon 6of polyamides	1.013	15.400	31.468	355.522
3920922000	Plate,sheet,foil & strip of polyamides,used as an adhesive by melting	0	4.572	0	26.191
3920929000	Plate,sheet,foil & strip of othpolyamides	36.038	359.707	116.345	1.292.008
3920931000	Plate,sheet,foil & strip of melamine,of amino-resins	537	5.952	4.500	44.205
3920939000	Oth plate,sheet,foil & strip of aminoused oth than an adhesive by melting	0	7.443	0	87.543
3920941000	Phenol formaldehyde (bakelite) sheets	2.330	347.686	59.346	1.005.146
3920949000	Oth plate,sheet,foil & strip of phenolicresins	21.168	183.656	16.479	363.516
3920990010	Corrugated sheets & plates, of otherplastics	53.972	666.770	91.752	1.742.945
3920990090	Oth plate,sheet,foil & strip of otherplastics	228.273	2.562.989	586.935	8.978.181
3921111000	Plates & sheets, cellular, of polymersof styrene	151.703	1.535.371	254.009	2.399.764
3921119000	Film, foil& oth strip, cellular, ofoth than plate and sheet	70.740	747.768	142.357	1.689.338
3921120000	Tapes of PVC,in plates & sheets formused as mfg telepni/elect.wire	1.557.183	14.108.596	1.508.083	13.168.385
3921130000	Plates & sheets of polyurethanes	104.426	1.319.057	486.795	5.509.912
3921141000	Plates and sheets of regeneratedcellulose	19.689	82.671	60.807	230.554
3921149000	Film,foil & oth strip of regeneratedcellulose used in mfg telepnicelect.wir	78.327	370.767	142.390	790.976
3921191000	Tapes in plate & sheet,of oth plastics	197.254	3.317.493	630.750	6.846.769
3921199000	Tapes in oth form,used in the oth thanmfg of telephonic/electric wire	993.395	13.745.256	1.568.096	16.871.253
3921902000	Plates & sheets, not cellular plateand sheet	677.762	4.458.224	1.036.678	7.816.623
3921909000	Film,foil & oth strip, not cellularoth than plate and sheet	1.037.561	9.186.810	1.890.377	20.896.757
3922100000	Baths, shower-baths, sinks & washbasins	68.285	1.076.900	423.349	3.458.627
3922201000	Lavatory covers of plastic	70.833	355.842	235.296	1.224.759
3922202000	Lavatory seats, of plastics	1.889	59.616	6.622	137.398
3922901100	Parts of flushing cisterns, of plastics	7.179	75.565	46.573	469.760
3922901900	Flushing water closets (lavatory pans)and urinals	7.252	64.396	60.855	499.418
3922909000	Similar sanitary ware, of plastics	153.139	967.789	167.654	1.652.596
3923100000	Boxes used for cinematographic films,tape and disks	800.261	9.143.614	3.259.049	29.159.456
3923211000	Aseptic bag of polymers of ethylene withaluminium foil in forcing material	27.927	634.842	237.986	3.030.786
3923219000	Oth sacks & bags, of polymers ofethylene	433.050	5.855.225	1.429.914	16.007.577
3923290000	Oth articles for the conveyance or packing of goods of oth plastics	684.683	6.631.439	2.460.928	25.462.480
3923301000	Toothpaste tubes container, of plastic	638	18.585	6.309	148.038
3923309000	Carboys, bottles, flasks & similararticle, not tootpaste tube container	1.129.015	8.476.722	3.337.574	28.568.378
3923400000	Spool,cop,bobbin & similar support	130.401	1.054.481	924.412	8.583.710
3923500000	Stoppers, lids, caps and other closures	463.279	5.236.128	2.842.955	29.331.392

I.3. IMPOR MENURUT KOMODITI / IMPORT BY HS COMMODITY
*****DESEMBER / DECEMBER 2009 *****

H S	Uraian Komoditi Commodity Description	Berat Bersih / Net Weight (Kg)		Nilai / Value C.I.F (US\$)	
		Bulan ini Current Month	Kumulatif Cum.Jan. to date	Bulan ini Current Month	Kumulatif Cum.Jan. to date
3923900000	Oth articles for the conveyance/packinggoods of plastics	596.034	5.682.296	3.289.737	30.337.206
3924100000	Tableware & kitchenware	955.567	6.421.279	2.281.248	24.240.568
3924901000	Bed pans, urinals (portable type) & chamber pots	8.663	131.893	28.131	524.406
3924909000	Oth household & toilet articles, ofplastics	291.500	3.474.408	687.115	9.636.430
3925100000	Reservoirs,tanks,vats & similar contain.capacity <= 300l	45.238	519.220	107.466	1.256.071
3925200000	Doors, windows & their frames & threshold for doors	80.533	1.412.178	106.688	1.657.615
3925300000	Shutters,blinds (includ venetian blinds)and similar articles and parts	103.143	774.079	206.071	1.350.167
3925900000	Oth builders ware of plastics, not elsewhere specified	431.901	3.287.951	375.842	3.817.584
3926100000	Office or school supplies of plastics	171.312	2.071.840	380.633	4.358.373
3926206000	Articles of apparel used for protectionof plastics	11.121	401.247	88.577	2.939.591
3926209000	Oth articles of plastics, including belt	738.739	4.905.496	1.973.078	26.236.613
3926300000	Fittings for furniture, coachworkor the like	61.190	639.073	260.335	3.699.704
3926400000	Statuettes & othornamental articles	131.911	610.562	226.710	1.526.952
3926901000	Floats for fishing nets, of plastics	77.180	886.716	733.713	9.791.685
3926902000	Fan & handscreen, frame & handlethereof and parts	73.026	522.593	412.332	3.046.962
3926903200	Plastic moulds with denture prints	122	16.281	2.636	117.867
3926903900	Oth hygienic, medical & surgical	144.825	1.039.644	1.546.676	10.823.277
3926904100	Police shields, of plastics	0	497	0	4.359
3926904200	Protective mask & similar article forused in welding & similar works	23.584	184.547	191.918	1.527.582
3926904400	Life saving cushions for protection ofpersons falling from heght	11	1.486	1.909	15.947
3926904500	Reflected light nails, of plastics	2.009	17.058	22.784	171.019
3926904900	Oth safety & protective devices,	301.130	1.055.390	704.424	4.682.444
3926905300	Transmission or conveyor belts or beltin	20.029	306.504	272.770	3.896.436
3926905500	Plastic j-hooks & bunch blocks fordetonator	10.007	86.960	264.029	1.560.804
3926905900	Oth industrial articles, of plastics	529.995	4.243.394	4.577.042	38.385.759
3926906000	Nipple former,breastshell,nipple shield,hand expression funnel	0	10.185	0	18.984
3926907000	Corset busks & similar supports forarticles of appared or clothing accessor	14.839	172.968	155.588	1.860.914
3926908000	Cards for jewelleryorsmall objects ofpersonal adornment	224.799	1.399.534	329.722	2.133.162
3926909000	Oth articles of plastics & othmaterial	2.840.742	24.477.590	8.686.070	82.867.134
4001101100	Natural rubber latex,cont ammonia >=0.5% catrige concentrate	2.140.529	8.021.060	3.135.094	10.184.827
4001101900	Natural rubber latex,cont ammonia >=0.5% processed by other methods	0	1.351.228	0	1.708.649
4001102100	Natural rubber latex,cont ammonia <0.5% centrifuge concentrate	0	160.373	0	270.478
4001102900	Natural rubber latex,cont ammonia <0.5% processed by other methods	40.200	1.400.311	98.443	2.439.357
4001211000	Natural rubber in smoked sheets,rss grade 1	0	20.116	0	28.612
4001212000	Natural rubber in smoked sheets,rss grade 2	0	153	0	3.151
4001214000	Natural rubber in smoked sheets,rss grade 4	88.816	88.816	224.732	224.732
4001219000	Natural rubber in oth forms	63.754	294.240	134.911	540.680
4001221000	Tsnr, standard indonesian rubberSIR 3 cv	0	189.599	0	334.122
4001222000	Tsnr, oth standard indonesianrubber	215.683	750.192	428.297	1.679.949
4001229000	Oth tehnicly specified naturalrubber (TSNR)	57.005	345.879	138.418	956.270
4001291000	Air-dried sheet,oth natural rubberin other form	0	27.912	0	77.083
4001293000	Sole crepe	0	96	0	863
4001297000	Skim rubber	0	21.000	0	27.720
4001299000	Oth natural rubber in oth forms	0	90.450	0	491.626
4001301900	Jelutong in oth forms	0	16.302	0	59.144
4001309900	Oth balata,gutta-percha,guayule,chiclesimilar, in other form	605	246.999	2.813	493.063
4002110000	Styrene-butadiene rubber (SBR), inlatex form	2.755.892	13.374.352	3.001.741	15.954.160
4002190000	Carboxylated styrene-butadiene rubber(SBR) in other form	9.989.273	93.336.713	20.272.956	149.358.283
4002200000	Butadiene rubber (BR)	5.418.932	48.405.683	11.747.706	84.131.538
4002310000	Isobutene-isoprene (butyl) rubber (IIR)	1.402.627	9.649.997	5.866.904	31.272.226
4002390000	Halo isobutane-isoprene rubber(CIIR of BIIR)	622.304	5.152.330	2.259.252	17.442.875
4002410000	Chloroprene (chlorobutadiene) rubberin latex form	90.000	1.580.921	118.800	2.539.171
4002490000	Chloroprene (chlorobutadiene) rubberin other form	522.203	4.148.575	1.670.847	13.605.121
4002510000	Acrylonitrile-butadiene rubber (NBR),in latex form	712.997	5.881.260	840.658	6.308.679
4002590000	Acrylonitrile-butadiene rubber (NBR),in other form	302.883	4.204.615	680.649	8.551.844
4002601000	Isoprene rubber (IR) in primary forms	20.160	99.084	56.448	288.044
4002609000	Isoprene rubber (IR) in other forms	224.115	1.144.373	670.852	2.913.264
4002700000	Ethylene-propylene-non-conjugateddiene rubber (EPDM)	725.226	5.754.585	2.046.355	16.105.670
4002801000	Mixture of natural rubber latex withsyntetic rubber latex	22.749	40.589	36.915	117.163
4002809000	Oth mixture of natural rubber latex withsyntetic rubber latex	61.817	441.485	86.212	973.455
4002911000	Oth synthetic rubber latex & facticederived from oils of poly graft natural	259.440	3.547.182	301.303	3.864.439
4002919000	Oil synthetic rubber& factice derivedfrom oils of other latex	147.995	1.683.873	167.253	1.584.677
4002991000	Oth synthetic rubber & factice derivedfrom oils in oth form	106.225	787.223	299.964	2.298.942
4002999000	Oth synthetic rubber latex & facticederived from oils	127.324	1.090.830	597.209	4.215.985
4003000000	Reclaimed rubber in primary formsoarin plates, sheets or strips	1.304.173	14.663.313	541.278	6.435.041
4004000000	Waste,paring & scrap of rubber (othhard rubbers)	872.393	5.479.753	586.521	3.680.075
4005100000	Compounded rubber with carbon blacksilica, unvulcanised	256.976	2.200.659	1.487.803	10.931.024
4005200000	Compounded rubber with solutions,oth subheading 4005.10	66.163	693.075	149.884	1.220.385
4005910000	Compounded rubber,unvulcanised,inplates, sheets, & strip	413.469	3.635.931	580.155	5.358.113
4005990000	Compounded rubber,unvulcanised,inoth form	420.063	3.957.261	575.638	4.756.204
4006100000	"camel-back" strips for retreadingrubber tyres, unvulcanised	73.232	1.051.679	97.170	1.061.737
4006900000	Oth forms & articles of unvulcanisedrubbers	31.918	2.731.386	321.300	5.836.339

I.3. IMPOR MENURUT KOMODITI / IMPORT BY HS COMMODITY
*****DESEMBER / DECEMBER 2009 *****

H S	Uraian Komoditi Commodity Description	Berat Bersih / Net Weight (Kg)		Nilai / Value C.I.F (US\$)	
		Bulan ini Current Month	Kumulatif Cum.Jan. to date	Bulan ini Current Month	Kumulatif Cum.Jan. to date
4007000000	Vulcanised rubber thread & cord.	347.148	1.769.132	1.062.185	5.943.084
4008110000	Plates, sheets, & strip of cellularrubber	204.197	1.767.645	472.901	4.778.361
4008190000	Oth forms of cellular rubber	71.014	1.200.958	96.244	1.811.143
4008210000	Plates, sheets & strip of non-cellularrubber	45.318	747.388	207.395	3.655.237
4008290000	Oth forms of non-cellular rubber	141.879	1.063.306	295.944	2.726.902
4009110000	Tube,pipe & hose, not reinforced/othermaterial without fitting	372.043	5.522.015	1.201.610	24.093.203
4009120000	Tube,pipe & hose, not reinforced/othermaterial with fitting	54.839	491.811	592.272	3.709.591
4009211000	Mining slurry suction & discharge hose,without fitting	1.043	19.228	8.497	215.080
4009219000	Oth tube,pipe & hose,reinforced with materials without fittings	65.407	1.123.240	916.713	10.688.591
4009221000	Mining slurry suction & discharge hose,with fittings	0	13.531	0	210.144
4009229000	Oth tube,pipe & hose,reinforced with materials with fitting	160.108	1.426.171	364.959	10.456.651
4009311000	Mining slurry suction & discharge hose,reinforced w textile, without fitting	183	51.021	6.878	49.052
4009319000	Oth tube,pipe & hose,reinforced with textile, without fitting	161.634	1.295.938	1.954.279	8.111.727
4009321000	Mining slurry suction & discharge hose,reinforced w textile, with fitting	174	4.068	6.361	74.152
4009329000	Oth tube,pipe & hose,reinforced with textile, with fitting	103.000	183.380	401.425	1.569.653
4009411000	Mining slurry suction & discharge hose,reinforced w oth materials, without fit	60.568	212.215	150.148	283.217
4009419000	Oth tube,pipe & hose,reinforced with material, without fitting	272.199	1.642.716	686.334	6.618.731
4009421000	Mining slurry suction & discharge hose,reinforced w oth materials, with fitting	3.161	18.670	13.027	101.678
4009429000	Oth tube,pipe & hose,reinforced with material, with fitting	386.030	3.444.065	5.325.666	37.572.459
4010111000	Conveyor belts/belting,reinforced with metal, width > 20cm	186	181.861	11.747	1.076.051
4010119000	Conveyor belts/belting,reinforced with metal, width <= 20cm	48.100	724.163	443.432	5.824.242
4010121000	Conveyor belts/belting,reinforced with textile, width > 20cm	42.500	307.314	41.766	855.384
4010129000	Conveyor belts/belting,reinforced with textile, width <= 20cm	195.897	1.914.408	270.713	5.305.748
4010191000	Oth conveyor belts/belting, reinforced with oth; width > 20cm	22.053	1.018.301	250.887	6.341.990
4010199000	Oth conveyor belts/belting, reinforced with oth; width <= 20cm	404.021	3.329.560	1.284.130	10.169.000
4010310000	V-belts,V-ribbed,60cm<outside circum ference<=120cm	24.907	336.003	257.475	3.111.100
4010320000	V-belts,oth than V-ribbed,60cm<outside circum ference<=120cm	11.901	90.243	357.657	2.112.517
4010330000	V-belts,V-ribbed,120cm<outside circum ference<=240cm	6.304	35.286	201.831	1.264.476
4010340000	V-belts,oth than V-ribbed,120cm<outside circum ference<=240cm	144	1.578	4.196	47.378
4010350000	Endless synchronous belt,60cm<outside circum ference<=150cm	289	3.700	9.263	96.607
4010360000	Endless synchronous belt,150cm<outside circum ference<=198cm	0	229	0	1.128
4010390000	Oth transmission belts/belting	200.721	1.751.496	1.850.814	18.427.673
4011100000	New pneumatic tyres,of rubber of a kind used on motor cars	810.653	4.714.564	2.022.271	14.156.689
4011201000	New pneumatic tyre,of rubber used on buses/lorries, width<450mm	2.508.322	18.992.734	4.344.597	36.800.989
4011209000	New pneumatic tyre,of rubber used on buses/lorries, width>=450mm	958.171	6.942.841	3.068.819	25.721.460
4011300000	New pneumatic tyres,of rubber of a kind used on aircraft	48.126	415.514	548.890	4.249.006
4011400000	New pneumatic tyres,of rubber of a kind used on motorcycles	64.446	904.615	131.472	1.812.989
4011500000	New pneumatic tyres,of rubber of a kind used on bicycles	114.820	1.655.534	136.297	2.186.992
4011610000	New pneumatic tyres,of rubber used on agricultural/forestry vehicles & machine	86.934	426.692	226.432	1.319.925
4011620000	New pneumatic tyres,of rubber, rim size<61 cm,used on const/ind.vehicles mach.	29.542	256.104	112.363	890.040
4011630000	New pneumatic tyre,of rubber,rim size>=61cm, used on const/ind.vehicles mach	30.709	599.360	171.996	3.570.229
4011690000	New pneumatic tyre,of rubber,used for oth purpose	573.393	7.360.788	3.187.134	42.084.013
4011920000	Oth new pneumatic tyre,of rubber,used on agricul./forestry vehicles mach.	118.743	1.038.872	285.460	2.510.091
4011930000	Oth new pneumatic tyre,of rubber,rim size<61 cm,used on const/ind.vehicles mach	592.807	3.403.727	683.290	3.523.747
4011941000	Oth new pneumatic tyre,of rubber,rim size>=61 cm, used on earth mov.mach.	42.073	562.819	141.965	2.718.071
4011949000	Oth new pneumatic tyre,of rubber,rim size>=61 cm, used for oth. purposer	589.940	5.426.201	3.769.459	37.688.754
4011991000	Oth new pneumatic tyre,of rubber,used on vehicles of chap.87	1.249.425	16.173.938	6.916.512	108.441.838
4011992000	Oth new pneumatic tyre,of rubber,used on earth moving mach.	112.587	1.141.322	589.626	6.656.199
4011993000	Oth new pneumatic tyre,of rubber,used for oth, width>450mm	15.210	65.188	88.587	464.515
4011999000	Oth new pneumatic tyre,of rubber,used for oth, width<450mm	475.099	5.081.161	2.876.858	32.414.914
4012110000	Retreaded tyres,used on motor cars	0	2.500	0	11.476
4012129000	Retreaded tyres,used on buses/lorries,width>=450mm	128	15.273	143	20.663
4012130000	Retreaded tyres,used on aircraft	17.358	69.859	191.564	476.422
4012191000	Retreaded tyres,used on motorcycles	0	1.214	0	4.411
4012192000	Retreaded tyres,used on bicycles	0	11.011	0	11.553
4012193000	Retreaded tyres,used on earth moving machinery	0	54	0	298
4012194000	Retreaded tyres,used on oth vehicles of chapter 87	54	971	428	6.764
4012199000	Retreaded tyres,used for oth purposed	1.498	30.121	7.189	117.917
4012201000	Used pneumatic tyres,used on motor cars	1.266	1.266	1.216	1.216
4012202100	Used pneumatic tyres,used on buses/lorries, width<450mm	20.631	79.408	38.661	130.861
4012202900	Used pneumatic tyres,used on buses/lorries, width>=450mm	0	122	0	50
4012203000	Used pneumatic tyres,used on aircraft,	0	14.302	0	410.700
4012209900	Used pneumatic tyres,used on oth purposes, oth than of furskin	1.018	1.235	3.125	4.183
4012901100	Solid tyres, of ext dia < 100 mm for vehicles of chapter 87	2.971	15.635	13.529	99.775
4012901200	Solid tyres, 100 mm< ext dia < 100 mm for vehicles of chapter 87	34	2.018	1.854	19.176
4012901300	Solid tyres,external diameter >250 mm,width<450mm, used of chap.87.09	0	480	0	8.310
4012901400	Oth solid tyres,external diameter > 250width<450mm, used of chap.87.	0	9.776	0	39.130
4012901500	Oth solid tyres,external diameter >250,width>450mm, used of chap.87.09.	0	442	0	1.614
4012901600	Oth solid tyres,external diameter>250mm,of a width > 450 mm	83	28.563	100	121.033
4012901900	Other solid tyres	22.906	86.704	67.593	350.488
4012902100	Solid tyres,enternal diameter <100 mm,	1	15	450	1.765
4012902200	Solid tyres,external diameter >100mm and >250mm	0	3	0	458

I.3. IMPOR MENURUT KOMODITI / IMPORT BY HS COMMODITY

***DESEMBER / DECEMBER 2009 ***

H S	Uraian Komoditi Commodity Description	Berat Bersih / Net Weight (Kg)		Nilai / Value C.I.F (US\$)	
		Bulan ini Current Month	Kumulatif Cum.Jan. to date	Bulan ini Current Month	Kumulatif Cum.Jan. to date
4012902900	Oth cushion tyres	2	2.942	30	13.067
4012907000	Replaceable tyre treads, width<450mm	0	24.434	0	29.669
4012908000	Tyre flaps	2.150	35.804	10.494	139.982
4012909000	Oth retreaded/used pneumatic,solid/cushion tyres, of rubber	63.608	465.820	159.112	1.655.002
4013101100	Inner tubes,of rubber,used on motor carwidth tyres<450mm	41.337	779.282	67.602	1.359.929
4013101900	Inner tubes,of rubber,used on motor carwidth tyres>450mm	0	139.030	0	160.882
4013102100	Inner tubes,of rubber,used on bus/lorriwidth tyres<450mm	586	171.637	3.478	334.502
4013102900	Inner tubes,of rubber,used on bus/lorriwidth tyres>450mm	22.674	403.794	71.394	845.103
4013200000	Inner tubes,of rubber,used on bicycles	162.563	671.258	124.347	717.335
4013901100	Inner tube,of rubber,use on earth movingwidth tyres<450mm	8.721	28.892	15.915	138.697
4013901900	Inner tube,of rubber,use on earth movingwidth tyres>450mm	1.801	92.067	7.548	86.778
4013902000	Inner tube,of rubber,used on motorcycleor motor scooters	238.152	3.997.089	269.878	3.320.977
4013903100	Inner tube,of rubber,used on oth vehicleof chap.87, width tyres<450mm	3.773	5.124	16.475	22.723
4013903900	Inner tube,of rubber,used on oth vehicleof chap.87, width tyres>450mm	2.490	82.936	7.651	70.593
4013904000	Inner tube,of rubber,used on aircraft	0	370	0	16.579
4013909100	Oth inner tube,of rubber,suitable forfitting to tyres of width<450mm	21.781	129.063	23.561	330.692
4013909900	Oth inner tube,of rubber,suitable forfitting to tyres of width>450mm	95.348	858.590	34.020	1.033.518
4014100000	Sheath contraceptives	30.723	476.846	395.979	5.346.115
4014901000	Teats for feeding bottles & similar kind	6.526	126.349	62.060	1.204.673
4014904000	Stoppers for pharmaceutical use	22.330	250.612	402.835	4.846.460
4014909000	Oth hygienic/pharmaceutical articles,ofvulcanised rubber	16.084	183.766	70.575	1.569.360
4015110000	Gloves, mittens & mitts, surgical	52.939	1.020.540	265.948	5.503.907
4015190000	Gloves, mittens & mitts, for otherpurposed	115.840	805.253	416.417	3.999.800
4015900000	Oth article of apparel, clothing accesfor all purposed	19.521	232.513	145.048	1.560.010
4016100000	Oth articles of vulcanised rubber otherof cellular rubber	18.748	272.786	80.854	1.465.549
4016911000	Mats	70.050	550.836	154.944	1.396.617
4016919000	Floor coverings	31.007	402.458	179.356	1.102.453
4016921000	Eraser tips	32.883	448.185	55.081	2.031.728
4016929000	Other erasers	61.696	459.286	196.941	1.738.094
4016931000	Gaskets, coverings & oth, packing forelectrolytic capacitor	33.043	302.548	506.737	4.136.819
4016939000	Oth gaskets, washers & oth seals	497.257	6.205.796	6.968.498	67.677.110
4016940000	Boat/dock fenders,whether/not inflatable	164.202	934.371	671.919	3.377.984
4016950000	Oth articles of vulcanised rubber,	33.627	233.823	76.629	1.189.591
4016991100	Oth article of vulcanised rubber,for vhc of heading 87.02-87.05&87.11	250.560	2.546.160	2.911.686	29.512.224
4016991200	Oth article of vulcanised rubber,forvehicles 87.09,87.13,87.15&87.16	7.324	88.665	75.632	692.900
4016991700	Oth article of vulcanised rubber,forfor bicycles of heading 87.12	5.971	31.508	18.232	84.978
4016991900	Oth parts & access for vehicles of rubber	36.519	253.875	184.676	1.695.048
4016992000	Parts & access of rotochutes of heading 88.04	8.539	39.237	141.222	608.754
4016993000	Rubber bands	47.476	430.339	212.668	2.617.538
4016995100	Rubber rollers	285.813	1.636.675	1.475.590	6.001.253
4016995900	Oth article of a kind used in machinery/mechanical/electrical appliances, & oth	113.640	609.939	1.195.563	8.728.862
4016996000	Rail pad, of rubber	258	8.477	14.925	161.838
4016997000	Structural bearings including bridgebridge bearings, oth than rail pad	147	62.456	4.575	491.550
4016998000	Rubber grommets & rubber cover forautomotive wiring harness	45.544	538.151	618.236	7.559.217
4016999000	Oth articles of vulcanised rubber foroth purposed	347.827	3.250.601	2.025.506	19.651.034
4017000000	Hard rubber in all form,include waste & scrap, articles of hard rubber	35.146	589.891	178.015	2.358.133
4011200000	Whole hide & skin,weight/skin<8kg(simplydried), 10kg(dry-salt), 16kg(fresh)	577.901	4.888.805	294.574	2.226.093
4101500000	Whole hide & skin,of a weight >16 kg	13.500	1.366.432	5.938	776.915
4101900000	Oth raw hides & skin of bovine/equineanimals	205.536	3.377.693	81.655	1.218.757
4102100000	Raw skins of sheep/lambs with wool on	29.320	410.653	69.030	610.359
4102210000	Raw skins of sheep/lambs without wool on, pickled	13	519.866	40	1.567.323
4102290000	Oth raw skins of sheep/lambs withoutwool on, not pickled	233.795	2.281.644	115.308	1.189.131
4103200000	Raw hide & skin of reptiles	0	816	0	23.917
4103900000	Raw hide & skin of oth animal	62.006	2.648.379	42.917	1.512.407
4104110010	Bovine leather,vegetable pre-tannedfull grains, wet state	69.828	1.446.998	272.015	5.542.503
4104110090	Oth tanned/crust hide & skin of bovine,wet state, full grains	599.263	8.233.968	693.452	11.154.607
4104190000	Oth tanned/crust hide & skin of bovine,wet state, not full grains	99.443	2.776.767	590.861	6.577.409
4104410000	Crust vegetable (semi-tanned) hide & skins, full grains	166.086	2.355.284	1.692.247	33.312.661
4104490000	Oth crust vegetable (semi-tanned) hide& skin, full grains	304.699	2.492.849	2.240.264	22.237.555
4105100000	Tanned/crust skins of sheep/lamb,without wool on, in the wet state	80.109	817.069	594.800	6.122.512
4105300000	Tanned/crust skins of sheep/lamb,without wool on, in dry state	0	29.364	0	1.832.986
4106210000	Tanned/crust hide & skin of goat/kid,in the wet state	0	792	0	7.613
4106220000	Tanned/crust hide & skin of goat/kid,in the dry state	1.498	4.331	33.848	129.244
4106310000	Tanned/crust hide & skin of swinein the wet state	0	10	0	145
4106320000	Tanned/crust hide & skin of swinein the dry state	1.418	10.969	7.670	226.907
4106401000	Tanned/crust hide & skin of reptiles,	0	1	0	4
4106920000	Oth tanned/crust hide & skin of oth,animals in the dry state	3	42.525	31	3.413.436
4107110000	Whole hides&skins,full grains,unsplitsof bovine/egquine animals	97.720	670.464	1.564.707	11.070.461
4107120000	Whole hides & skins,grains splits,ofbovine/egquine animals	51.627	704.187	789.709	11.346.884
4107190000	Oth whole hides & skins,of bovine/egquine animals, in oth form	111.246	1.785.574	1.707.248	31.929.865
4107910000	Oth whole hide & skin,including side,ofbovine/egquine animals, full grains	38.252	272.018	295.412	4.520.410
4107920000	Oth whole hide & skin,including side,ofbovine/egquine animals, grain splits	1.628	398.902	24.071	6.627.909

I.3. IMPOR MENURUT KOMODITI / IMPORT BY HS COMMODITY
*****DESEMBER / DECEMBER 2009 *****

H S	Uraian Komoditi Commodity Description	Berat Bersih / Net Weight (Kg)		Nilai / Value C.I.F (US\$)	
		Bulan ini Current Month	Kumulatif Cum.Jan. to date	Bulan ini Current Month	Kumulatif Cum.Jan. to date
4107990000	Oth whole hide & skin,including side,ofbovine/egquine animals, in oth forms	110.685	1.458.344	1.041.625	14.421.080
4112000000	Leather further prepared after tanning,oth than leather of heading 41.14	28.905	293.140	375.766	6.020.099
4113100000	Leather further prepared after tanning,of goats or kids	22.513	169.803	1.009.615	6.484.650
4113200000	Leather further prepared after tanning,of swine	37.207	333.735	453.150	4.165.374
4113300000	Leather further prepared after tanning,of reptiles	0	780	0	97.574
4113900000	Leather further prepared after tanning,of oth animals	14.013	63.373	258.389	1.424.168
4114100000	Chamois (including combinationchamoss leather	24.741	419.890	65.247	2.609.916
4114200000	Patent leather & patent laminatedleather, metalised leather	72.664	1.007.296	1.031.360	13.313.569
4115100000	Composition leather with basis ofleather in slabs, sheets/strip	11.182	142.673	369.263	2.849.955
4115200000	Paring&oth waste/of composition leather,not suitable for manuf. of leather artic	169	69.791	1.290	115.325
4201000000	Saddlery & harness for any animalof any materials	618	75.094	5.844	390.806
4202111000	School satchel,with outer surface ofleather, compositions/patent leather	34.815	287.173	204.918	974.602
4202119000	Trunk,suit,vanity,executive,brief-caseswith outer surface of leather	2.822	398.242	43.612	2.764.204
4202121000	School satchel,with outer surface ofplastics/textile materials	19.422	275.210	38.161	472.503
4202129000	Trunk,suit,vanity,executive,brief-casesw out surface of plastics/textile mat.	610.508	5.321.431	1.854.719	14.739.599
4202191000	School satchel,trunk,suit,vanity,brief,of wood, iron, steel or zinc	10.868	58.244	6.203	43.969
4202199000	School satchel,trunk,suit,vanity,brief,ot oth materials	108.181	1.357.235	720.310	5.885.255
4202210000	Hand bag with outer surface of leatheror of patent leather	143.966	2.715.467	812.041	7.113.339
4202220000	Hand bag with outer surface of plasticsheeting or of textile materials	256.163	4.635.386	2.086.772	16.894.582
4202290000	Hand bag with other outer surface	462.295	3.014.458	1.258.647	10.586.057
4202310000	Artcl in pocket/hand bag with outersurface of leather or of patent leather	21.598	266.973	243.135	2.190.627
4202320000	Artcl in pocket/hand bag with outersurface of plastics or of textile	66.840	461.569	379.907	3.170.910
4202390000	Article of kind normally carried pocketor in handbag with outer srfc of other	51.577	371.348	119.902	1.157.372
4202911000	Sport bags,with outer surface of leathercomposition leather/of patent leather	10.784	28.745	11.248	111.939
4202919000	Oth artcls with outer surface of leatheror of patent leather	8.583	104.560	121.384	1.076.929
4202921000	Bowling bags with outer surface ofplastic or of textile materials	771	20.246	6.883	122.741
4202929000	Other articles with outer surface ofplastic or of textile materials	40.610	434.534	405.427	3.357.386
4202991000	Bags, with outer surface of copper	533	1.956	3.867	15.024
4202999000	Oth than trunk, suit-cases,handbags,& similar containers	47.706	693.101	228.429	2.473.906
4203100000	Articles of apparelof leather or of composition leather.	1.376	38.529	30.866	819.394
4203210000	Gloves,mittens & mitts speciallydesigned for use in sports of leather	856	22.124	8.937	210.291
4203291000	Protective work gloves of leather orof composition leather	8.879	327.552	54.326	1.057.495
4203299000	Oth gloves, mittens & mitts of leatheror of composition leather	16.677	74.956	71.541	325.509
4203300000	Belts & bandoliers of leatheror of composition leather	87.323	796.186	302.790	3.049.271
4203400000	Oth clothing access of leatheror of composition leather	7.683	52.103	83.498	735.878
4205001000	Oth articles of leather or ofcomposition leather, boot laces ; mats	5.995	56.674	93.729	785.644
4205002000	Oth articles of leather,industrial safety belt & harnesses	7.751	104.232	65.379	522.917
4205003000	Leather strings or cords for jewelry orfor personal adornment	195	20.576	2.066	69.784
4205004000	Oth articles of leather/of compositionleather of a kind used in machinery	112	94.206	1.272	790.543
4205009000	Oth articles of leather oth thanboot laces,safety belt & leather string	2.800	120.170	15.496	712.720
4206000000	Articles of gut of goldbeaters skinof bladders or of tendons	0	232	0	2.247
4301100000	Raw furkins of mink, whole, with orwithout head, tail or paws	6	40.320	2.598	151.326
4301300000	Raw furkins of lamb, the followingastrakhan,broadtail, caracul, persian	0	76	0	1.614
4301800000	Oth furskins, whole, with orwithout head, tail or paws	10.602	11.352	11.392	110.615
4301900000	Raw furkins, head, tails, paws & othpieces/cuttings,suitable for furriersus	332	388	3.550	3.777
4302190000	Tanned or dressed furskins, oth thanof mink & of lamb	2	4.554	96	65.587
4302300000	Tanned or dressed furskins, whole skins& pieces or cuttings thereof assembled	0	1	0	15
4303100000	Articles of apparel, clothing accessof furskin	1.168	15.042	22.532	271.923
4303902000	Article for industrial purposes,oth than of furskin	0	402	0	4.338
4303909000	Oth than sport bag & article for industpurposes, oth than of furskin	3	451	46	4.886
4304001000	Artificial fur	0	480	0	4.494
4304002000	Article for indust purposesof artificioal fur	0	3.683	0	54.346
4304009100	Sport bags of artificial fur	0	6.896	0	20.107
4304009900	Artificial fur&articles thereof otharticle find purposes&sport bags	1	10.255	45	68.258
4401100000	Fuel wood,in logs,in billets,in twigsfaggots or in similar forms	3.125.397	8.652.805	736.734	2.304.488
4401210000	Coniferous, wood in chips or particles	0	5.009.131	0	442.449
4401220000	Non-coniferous	0	381.404	0	92.083
4401300000	Sawdust & wood waste & scrap,whetheror not agglomerat in logs,briquet,pellet	16.500	1.365.113	6.270	529.708
4402900000	Wood charcoal(including shell or nutcharcoal), of oth than bamboo	10.305	110.083	21.146	151.021
4403101000	Baulks, wood in the rough,treated withpaint,stains,creosote/oth preservatives	25.764	226.973	23.032	251.360
4403109000	Oth baulk,sawlog,pit-props,poles,pilestreated with paint	252.176	6.482.150	73.184	2.757.094
4403209010	Coniferous,oil damar, pulpwood	0	1.505	0	10.110
4403209090	Oth wood in the rough	332.067	1.363.587	184.075	529.204
4403411000	Baulks of dark red meranti, lightred meranti & meranti bakau	0	102.049	0	56.654
4403419090	Oth pulp,baulk,of dark red merantilight red meranti & meranti bakau	227.441	1.887.242	9.432	83.358
4403491000	Oth baulks of dark red meranti lightred meranti & meranti bakau	0	6.665	0	9.863
4403499010	Pulpwood of oth tropical wood	0	64.362	0	237.435
4403499090	Oth pulp,baulk,sawlog,pit props,poles of tropical wood	168.000	263.021	85.361	232.654
4403911000	Baulks, sawlogs and veneer logs of oak	240.074	3.260.920	87.129	1.099.383
4403919010	Pulpwood of oak	0	98.430	0	31.438
4403919090	Oth pulp,baulk,sawlog,pit props,polesof oak	965.611	13.176.592	349.433	4.749.856
4403921000	Baulks, sawlogs and veneer logsfof beech	0	199.469	0	71.204

I.3. IMPOR MENURUT KOMODITI / IMPORT BY HS COMMODITY
*****DESEMBER / DECEMBER 2009 *****

H S	Uraian Komoditi Commodity Description	Berat Bersih / Net Weight (Kg)		Nilai / Value C.I.F (US\$)	
		Bulan ini Current Month	Kumulatif Cum.Jan. to date	Bulan ini Current Month	Kumulatif Cum.Jan. to date
4403929090	Oth pulp,bauk,sawlog,pit props.pole ofbeech,oth thn pulpwood	0	280.572	0	137.734
4403991000	Baulks, oth meranti,beech,oak,tropical wood,ramin,keruing,kapur	25.709	164.526	76.399	461.412
4403999090	Oth pulp,bauk,sawlog,pit props.poles ofmeranti,tropic wood,ramin,keruing,kapur	325.826	3.492.368	42.544	490.183
4404200000	Hoopwood, split poles;piles, picket& the like of non coniferous	31.006	233.835	6.989	48.196
4405000000	Wood wool, wood flour.	0	1.131.884	0	755.093
4406100000	Railway or tramway sleepers(cross-ties)of wood not impregnated	0	12	0	655
4406900000	Railway or tramway sleepers(cross-ties)of wood impregnated	0	70.938	0	109.912
4407100010	Coniferous,planed of a thickness > 6mm	603.745	8.754.772	414.882	5.020.765
4407100020	Coniferous,sanded or end jointedthickness>6mm	77.500	449.548	51.452	374.940
4407100090	Coniferous,oth sanded or end jointed& planed, thickness>6mm	4.261.030	54.209.213	1.501.961	26.741.670
4407210010	Mahogany, planed, thickness>6mm	0	4.333	0	13.500
4407210020	Mahogany,sanded or end jointedthickness>6mm	0	22.640	0	34.633
4407210090	Mahogany,oth planed, sandedend jointed,thickness>6mm	0	174.629	0	127.278
4407220090	Virola,imbuia&balsa,oth planed, sandedor end jointed,thickness>6mm	0	472	0	607
4407251010	Dark meranti/light red meranti,planedthickness>6mm	0	920.432	0	959.161
4407251020	Dark meranti/light red meranti,sandedor end jointed,thickness>6mm	0	213	0	487
4407251090	Dark meranti/light red meranti, othplaned,sanded thickness>6mm	212.730	10.532.651	123.488	5.502.412
4407252090	Meranti bakau oth sanded endjointed&planed, thickness>6mm	0	5.906	0	10.363
4407260090	White lauan,meranti,seraya,yellowmeranti,alan,oth planed&sanded,thick>6mm	0	14.777	0	10.656
4407270090	Sapelli other planed, sanded orend jointed,thickness>6mm	75.333	76.828	89.432	93.137
4407280090	Iroko other planed, sanded orend jointed,thickness>6mm	10.000	287.039	22.402	335.380
4407291110	Wood, planed of jelutongthickness>6mm	0	22.178	0	16.473
4407293110	Kempas wood,planedthickness>6mm	0	1.971	0	4.746
4407293900	Kempas oth planed&sanded orend jointed, thickness>6mm	56.355	353.573	79.656	389.650
4407295900	Ramin wood, oth planed&sanded orend jointed,thickness>6mm	0	1	0	3.864
4407296120	Teak wood sanded or end-jointed,thickness>6mm	0	164.849	0	59.308
4407296900	Teak wood,oth planed&sanded orend jointed, thickness>6mm	0	1.091.326	0	1.424.264
4407297010	Balau wood, planedthickness>6mm	0	302	0	562
4407297090	Balau wood,oth planed&sanded orend jointed, thickness>6mm	14.552	164.455	11.171	316.453
4407298090	Mengkulang wood,oth planed&sandedor end jointed, thickness>6mm	0	5.858	0	4.556
4407299900	Oth tropical wood, oth sanded or endjointed&planed,thickness>6mm	195.165	3.074.132	123.674	2.553.700
4407910010	Oth of oak wood, planedthickness>6mm	22.693	314.597	26.308	219.555
4407910020	Oth of oak wood, sanded or endjointed, thickness>6mm	0	98.004	0	140.579
4407910090	Oth of oak wood,oth planed&sandedor end jointed, thickness>6mm	1.794.789	15.255.896	1.064.931	10.335.325
4407920010	Oth of beech wood,planedthickness>6mm	46.911	102.505	32.201	77.089
4407920020	Oth of beech wood, sanded or endjointed, thickness>6mm	0	103.035	0	108.380
4407920090	Oth of beech wood,oth planed&sandedor end jointed, thickness>6mm	114.507	1.991.176	54.785	1.152.426
4407930010	Oth of maple wood,planedthickness>6mm	98.699	277.450	237.898	635.302
4407930020	Oth of maple wood, sanded or endjointed, thickness>6mm	41.709	836.855	29.037	646.311
4407930090	Oth of maple wood,oth planed&sandedor end jointed, thickness>6mm	351.101	3.941.004	636.856	2.764.083
4407940090	Oth of cherry wood,oth planed&sandedor end jointed, thickness>6mm	0	868.453	0	436.989
4407950010	Oth of ash wood,planedthickness>6mm	69.876	95.785	177.512	209.975
4407950020	Oth of ash wood, sanded or endjointed, thickness>6mm	0	8.285	0	12.767
4407950090	Oth of ash wood,oth planed&sandedor end jointed, thickness>6mm	404.655	1.253.320	453.257	1.795.336
4407990010	Oth wood sawn or chipped lengthwise,sliced or peeled, planed thikness>6mm	227.746	4.199.750	119.922	1.898.101
4407990020	Oth wood sawn or chipped lengthwise,sanded or end jointed thikness>6mm	44.450	400.280	53.600	367.975
4407990090	Oth wood sawn or chipped lengthwise,planed or sanded thikness>6mm	1.799.807	20.154.556	1.556.173	15.068.907
4408101000	Cedar wood slats prepared for pencilmanufact;radiata pinewood for blockboard	24.476	571.893	77.404	854.166
4408103000	Face veneer sheets, coniferous	163.653	2.286.553	129.298	1.824.512
4408109000	Coniferous,oth cedar wood slats,faceveneer sheets	178.830	2.809.464	194.164	2.574.932
4408310000	Dark red meranti, light red meranti andmeranti bakau of the tropical wood	62.115	923.627	64.183	600.328
4408391000	Jelutong wood slats prepared forpencil manufact	0	138	0	3.559
4408399000	Oth jelutong wood and oth woodprepared for pencil manufact	50.400	2.297.600	75.177	3.701.828
4408900000	Oth sheets for veneering and of tropical wood of thickness < 6 mm	666.946	6.044.892	970.634	10.005.286
4409100000	Coniferous wood cotin shaped	18.943	260.871	27.047	293.686
4409210000	Non coniferos wood cotin shapedof bamboo	0	132.472	0	111.036
4409290000	Oth non coniferous oth teak stripsfriezes for parquet flooring	117.096	792.044	197.129	982.040
4410110000	Particle board & similar board of wood	15.008.901	165.406.190	3.387.224	36.870.574
4410120000	Oriented strand & waferboard of wood	2.036	255.903	4.478	120.805
4410190000	Oth particle board,oriented strand board(osb) of wood	1.365.252	8.929.980	636.083	3.655.095
4410900000	Particle board & similar board ofother ligneous materias	86.761	1.950.745	36.457	792.491
4411120000	Medium density fibreboard (mdf)of a thickness < 5mm	4.505.863	29.267.507	1.780.339	11.111.939
4411130000	Medium density fibreboard (mdf)of a thickness > 5mm and < 9 mm	684.446	5.439.935	356.039	2.657.399
4411140000	Medium density fibreboard (mdf)of a thickness > 9 mm	3.543.733	38.160.908	1.398.039	14.603.573
4411920000	Oth fibreboard of a density >0.8g/cm3	526.836	5.834.267	290.029	3.308.034
4411930000	Oth fibreboard of 0,5g/cm<density<0,8g/cm3	722.284	14.069.444	263.311	5.032.338
4411940000	Oth fibreboard of a density <0.5g/cm3	515.230	3.151.022	175.609	1.122.271
4412100000	Plywood,veneered panel&similar laminated of bamboo	21.829	343.768	68.712	633.617
4412310000	Oth plywood,each thick.<6mm with atleast one outer ply of tropical wood	329.173	2.571.325	219.926	1.742.437
4412320000	Oth plywood,each thick.<6mm with atleast one outer ply of non coniferous	389.280	406.572	256.911	391.140
4412390000	Oth plywood consisting solely of sheetsof wood of each thick < 6 mm	2.259.122	18.736.478	1.195.601	10.260.194
4412940000	Oth plywood of blockboard,laminboardand battenboard	363	297.852	3.290	307.510

I.3. IMPOR MENURUT KOMODITI / IMPORT BY HS COMMODITY
*****DESEMBER / DECEMBER 2009 *****

H S	Uraian Komoditi Commodity Description	Berat Bersih / Net Weight (Kg)		Nilai / Value C.I.F (US\$)	
		Bulan ini Current Month	Kumulatif Cum.Jan. to date	Bulan ini Current Month	Kumulatif Cum.Jan. to date
4412990000	Veneered panels&similar w/at least oneother wood	2.055.146	14.601.857	1.100.614	8.279.984
4413000000	Densified wood, in blocks,plates,strips of profile shapes.	7.155	344.357	38.097	1.193.544
4414000000	Wooden frames for paintings, photo-graphs mirrors or similar objects.	69.423	327.768	101.148	529.601
4415100000	Cases, boxes, crates, drums & similarpackings; cable-drums	4.077	1.374.537	34.141	1.022.319
4415200000	Pallets,box pallets& other load boards;pallet collars	296.705	1.418.733	2.210.759	5.540.576
4416009000	Casks,barrels,vats,tubs&other coopersproducts & parts thereof, of wood	574	6.001	4.412	23.636
4417000000	Tools,tool bodies,tool handles,broom orbrush bodies & handles, of wood	76.550	1.213.974	224.264	3.110.870
4418100000	Windows,french-windows&their framesof wood	0	3.432	0	7.587
4418200000	Doors & their frames & thresholdsof wood	1.080	191.980	3.441	433.388
4418400000	Shuttering for concrete construal workof wood	0	4.390	0	56.739
4418500000	Shingles & shakes of wood	0	119.131	0	265.489
4418600000	Posts and beams of wood	0	23.654	0	28.340
4418710000	Assembled flooring panels for mosaicfloors of wood	0	104	0	687
4418720000	Assembled flooring panel for multilayerof wood	0	86.517	0	158.726
4418790000	Oth assembled flooring panels of wood	54.473	862.367	81.468	789.902
4418901000	Cellular wood panelscellular wood panels	0	8	0	1.828
4418909000	Other builders joinery & carpentryof wood	261.610	3.054.308	316.851	2.852.432
4419000000	Tableware and kitchenware, of wood.	45.623	176.099	58.519	297.264
4420100000	Statuettes & oth ornaments, of wood	617	42.120	1.916	173.414
4420901000	Wooden articles of furniture not fallin chapter 94	80	75.182	1.911	201.989
4420909000	Oth wood marquetry and inlaid,casketand similar articles of wood	22.816	295.991	31.630	1.760.727
4421100000	Clothes hangers of wood	77.757	506.627	291.155	2.103.898
4421901000	Spools, cops & bobbins, sewing threadreels and the like of wood	5.736	17.268	13.022	92.963
4421902000	Match splints	180	2.291	2.499	20.932
4421903000	Wooden pegs or pins for footwear	0	25.221	0	32.582
4421904000	Candy-sticks, ice-cream sticks & icecream spoons	52.943	588.133	44.923	412.964
4421907000	Fans & handscreens, frames & handlesof wood	21.907	84.931	9.090	65.965
4421908000	Toothpicks of wood	60.848	486.511	38.652	302.664
4421909100	Horse and bullock gear of wood	245	1.715	2.036	13.871
4421909200	Prayer beads of wood	478	20.647	5.757	56.679
4421909900	Other wooden articles	109.744	637.106	190.969	1.937.604
4501100000	Natural cork, raw or simply prepared	31	8.109	1.851	62.840
4501900000	Waste cork; crushed, granulated orground cork.	523	8.121	3.415	43.244
4502000000	Natural cork,debarbed or roughly squaredor in rectangular (includ square)blocks	6.503	29.109	5.096	82.414
4503100000	Corks and stoppers	1.032	19.946	5.490	80.959
4503900000	Other articles of natural cork.	7.171	120.021	4.824	166.034
4504100000	Blocks, plates, sheets & strip; tiles ofany shape; of agglomerated cork	1.310	44.344	12.434	302.586
4504900000	Other articles of agglomerated cork	70.259	364.282	211.459	1.092.633
4601210000	Mats, matting and screens of vegetablematerials of bamboo	39.968	322.648	26.779	284.341
4601220000	Mats, matting and screens of vegetablematerials of rattan	8.255	9.072	21.838	44.624
4601290000	Oth mats,matting & screens of vegetablevegetable of material	0	27.816	0	72.503
4601921000	Plaits and similar products of plaitingmaterial of bamboo	0	16.809	0	29.838
4601929000	Other products of bamboo	8.450	63.802	24.716	109.471
4601939000	Other products of rattan	0	198	0	168
4601941000	Plaits and similar products of plaitingmaterial of vegetable materials	0	125	0	2.010
4601949000	Other products of vegetable material	0	258	0	16.193
4601991000	Mats and matting of other material	369	22.824	2.757	67.478
4601992000	Plaits & similar products of plaitingof other material	0	24.765	0	86.176
4601999000	Screens of other material	3.149	53.947	6.600	117.120
4602110000	Basketwork, wickerwork & other articles,of vegetable material of bamboo	1.824	106.687	1.046	332.861
4602120000	Basketwork, wickerwork & other articles,of vegetable material of rattan	116	1.684	964	6.547
4602190000	Basketwork, wickerwork & other articles,other vegetable material	1.124	20.352	1.330	67.887
4602900000	Basketwork, wickerwork & other articles,of other materials	457	22.653	246	100.185
4701000000	Mechanical wood pulp.	6.044.254	138.928.453	3.232.176	63.638.859
4702000000	Chemical wood pulp, dissolving grades.	13.572.937	204.196.535	12.424.390	160.483.792
4703110000	Chemical wood pulp, soda, oth than dissolving grades,unbleached,coniferous	4.255.325	28.526.252	2.371.598	15.253.150
4703210000	Chemical wood pulp, soda, oth than dissolving grades,bleached,coniferous	35.554.290	460.982.517	22.484.168	252.292.619
4703290000	Chemical wood pulp, soda, oth than dissolving grades,bleached,non coniferous	9.365.980	145.110.851	5.701.189	69.657.043
4704110000	Chemical wood pulp,sulphite,oth than dissolving grades,unbleached,coniferous	1.114.299	14.557.331	635.014	6.293.555
4704210000	Chemical wood pulp,sulphite,oth than dissolving grades,bleached,coniferous	572.969	16.779.818	364.968	10.632.243
4704290000	Chemical wood pulp,sulphite,oth than dissolving grades,bleached,non coniferous	3.417	109.220	14.495	205.121
4705000000	Wood pulp obtained by a combination ofmechanical & chemical pulping processe:	9.284.856	58.888.357	5.412.016	27.657.130
4706100000	Cotton linters pulp	610.971	5.388.740	1.493.689	12.740.247
4706200000	Pulps of fibres derived from recovered(waste & scrap) paper or paperboard	1.049.217	1.049.591	734.567	738.943
4706300000	Pulps of fibres derived from recoveredof oth than bamboo	609	6.108	2.081	86.049
4706910000	Mechanical pulps of fibres derived fromrecovered paper or paperboard	43	2.613.400	100	1.543.524
4706920000	Chemical pulps of fibres derived fromrecovered paper or paperboard	1.149.509	4.212.722	1.537.609	6.493.775
4707100010	Unbleached kraft paper or paperboardfor paper making purposes	135.694.584	1.322.869.643	22.269.012	178.188.393
4707100090	Unbleached kraft paper or paperboardfor oth purposes	33	10.677	1.423	31.231
4707200010	Oth paper,bleached chemical pulp,notcolored, for paper making purposes	4.778.019	20.759.135	1.466.924	5.761.775
4707200090	Oth paper,bleached chemical pulp,notcolored, for oth purposes	0	11.203	0	37.461
4707300010	Paper made mainly of mechanical pulpfor paper making purposes	86.041.817	758.742.963	17.060.373	119.591.910

I.3. IMPOR MENURUT KOMODITI / IMPORT BY HS COMMODITY
*****DESEMBER / DECEMBER 2009 *****

H S	Uraian Komoditi Commodity Description	Berat Bersih / Net Weight (Kg)		Nilai / Value C.I.F (US\$)	
		Bulan ini Current Month	Kumulatif Cum.Jan. to date	Bulan ini Current Month	Kumulatif Cum.Jan. to date
4707300090	Paper made mainly of mechanical pulp for oth purposes	3.396	17.765	2.151	24.028
4707900010	Other paper, unsorted waste & scrap, for paper making purposes	18.379.224	182.226.494	2.838.125	19.458.589
4707900090	Other paper, unsorted waste & scrap, for oth purposes	0	18.538	0	46.571
4801001000	Newsprint, in rolls or sheets, weighing not more than 55 g/m2	118	1.590.380	820	835.730
4801009000	Newsprint, in rolls or sheets, weighing more than 55 g/m2	41.078	2.138.882	21.059	1.271.829
4802100000	Hand-made paper and paperboard	561	40.144	7.853	258.147
4802200000	Paper and paperboard of a kind used as for photo sensitive, heat-sensitive	25.454	667.217	72.426	1.267.519
4802400000	Wallpaper base	23.878	251.133	218.688	858.800
4802541000	Paper, no fibres used in manufac gypsboard computer cards, weight <40g/m	1.071	212.309	10.569	341.354
4802549010	Aluminium base paper weighing <20g/m2 in rolls >15cm	16.337	470.307	59.479	568.870
4802549090	Oth carbonising base paper weighing <20g/m2 in rolls >15cm	1.169.416	6.333.436	559.777	3.227.163
4802552100	Fancy paper and paperboard, in rolls of width of =< 15 cm	15.931	18.708	21.867	65.213
4802552900	Fancy paper and paperboard, other than in roll of width of >15cm	1.031.787	1.036.598	804.191	844.429
4802559000	Paper, no fibres, for other purpose 40< weight <150 g/m, roll	636.774	12.780.260	767.130	12.587.385
4802562100	Fancy paper and paperboard, in rectangular =<36cm oth side =15cm	2	413	45	5.101
4802562900	Oth fancy paper & paperboard	85	4.688	1.745	34.679
4802569000	Paper, no fibres, for other purpose 40< weight <150 g/m, sheet	238.939	1.852.170	181.131	1.474.410
4802570000	Other paper & paperboard, weight >40g/m2 and =< 150g/m2	385.148	3.364.389	384.995	2.922.203
4802582100	Fancy paper and paperboard, in roll width <=15cm/in rectang sheet <36cm& oth side	0	4.032	0	15.397
4802582900	Fancy paper and paperboard, oth in roll width <=15cm/in rectang sheet <36cm	0	161.641	0	192.765
4802589000	Oth paper, no fibres, for other purpose weight >150 g/m	701.198	9.319.774	396.306	5.642.518
4802611000	Paper, fibres >10%, aluminium paper paper, in rolls	21	7.107	121	5.213
4802612000	Paper, fibres >10%, for banknotes, manufac of gypsum board, in rolls	61.425	62.840	54.094	63.349
4802619000	Paper, fibres >10%, oth aluminium paper, banknotes, printing, writing, in rolls	365.034	4.703.917	307.077	4.080.467
4802621000	Paper, fibres, aluminium paper base in sheets with 435< one side <297mm	1.287	3.389	1.169	6.776
4802629000	Oth paper, fibres, for other purpose, in sheets with 435< one side <297mm	143	93.658	199	195.945
4802690000	Oth paper, fibres, for other not purpose, of fibres >10%, paper in roll	291.337	7.257.531	360.069	7.231.271
4803003000	Cellulose wadding not further worked than being color, marble throughout the mass	2.973	52.532	35.944	223.566
4803009000	Oth cellulosa wading & tissue paper for toilet/facial tissue stock& similar paper	97.332	1.929.852	320.977	4.319.274
4804111000	Kraftliner paper& paperboard, in rolls or sheets, unbleached	351	288.367	5.267	487.373
4804119000	Kraftliner paper& paperboard, in rolls or sheets, bleached	2.385.239	33.433.874	1.014.273	14.883.611
4804191000	Kraftliner paper& paperboard, oth than of kind used in mnfr of gypsum boards	33	24.343	724	54.280
4804199000	Oth kraftliner paper& paperboard	1.789.729	14.034.536	988.109	7.537.662
4804211000	Sack kraft paper for making cement bag in rolls or sheets, unbleached	7.047.065	69.364.419	6.073.340	62.977.619
4804219100	Sack kraft paper for making cement bag in rolls or sheets, bleached	154.060	750.887	148.232	683.490
4804219900	Oth sack kraft paper for making cement bag in rolls or sheets, unbleached	290.653	2.788.891	214.494	2.163.647
4804291000	Composite papers, in rolls or sheets	0	261.132	0	162.530
4804299000	Oth composite papers, in rolls or sheets	407.325	4.075.793	228.775	3.421.068
4804311000	Elect grade insulating kraft paper, weighing 150 g/m, unbleached	293.280	368.676	210.521	1.271.934
4804313000	Wet strength 40g to 60g, for plywood adhesive tape, weigh 150g/m, unbleached	395.283	777.679	461.289	934.353
4804319000	Other kraft paper & wet strength weighing 150 g/m, unbleached	1.126.745	8.190.109	833.195	6.808.523
4804391000	Adhesive tape, 40-60g, used in mnfrct. weight <= 150g/m2, bleached	190.670	1.801.346	163.069	1.518.831
4804399000	Adhesive tape, 40-60g, not used in mnfrct., weigh <= 150g/m2, bleached	153.115	1.996.872	127.729	2.108.725
4804411000	Elect grade insulating kraft paper, 150<weighing< 225 g/m, unbleached	130.332	461.502	192.105	618.436
4804419000	Oth elect grade insulating kraft paper, 150<weighing <225 g/m, unbleached	902.656	3.776.693	657.150	2.432.301
4804420000	Bleached uniformly throughout the mass & >95% wood fibres, 150<weigh<225 g/m	222.796	1.179.813	356.727	2.161.804
4804490000	Other kraft paper& paperboard 150<weighing< 225 g/m	1.272	834.042	6.782	628.746
4804511000	Elect grade insulating kraft paper, pressboard weighing >600g/m, unbleached	0	21.149	0	16.533
4804519000	Oth wet strength 40g to 60g, for plywood adhesive tape, weigh >225g/m, unbleached	44.439	1.786.529	17.564	987.435
4804529000	Bleached oth of kind used in mnfr of gypsum boards	51.336	144.722	53.140	87.830
4804590000	Other kraft paper& paperboard weighing 225 g/m or more	40.849	1.078.582	63.044	1.120.310
4805110000	Uncoated paper& paperboard, semichemical fluting paper, rolls or sheets	93.624	8.947.408	46.598	3.692.013
4805129000	Uncoated paper& paperboard, oth semichemical, straw fluting paper, rolls, sheets	449	268.170	9.724	297.263
4805191000	Uncoated paper& paperboard, oth fluting paper	21.607	2.057.498	56.070	1.166.438
4805199000	Oth uncoated paper and paperboard, in rolls or sheets	1.344.056	13.686.087	536.188	5.178.038
4805240000	Uncoated paper& paperboard, testliner weighing 150 g/m2 or less	298.594	6.521.847	110.310	2.048.236
4805251000	Uncoated paper& paperboard, testliner weighing >= 150 g/m2	48.449	1.150.658	21.182	427.654
4805259000	Uncoated paper& paperboard, testliner oth of weighing >= 150 g/m2	1.454.112	9.751.793	717.139	4.388.922
4805301000	Paper, sulphite wrapping paper, colored match wrapping paper	0	11.698	0	14.364
4805309000	Paper, sulphite wrapping paper, oth colored match wrapping paper	36.643	216.598	33.616	255.598
4805400000	Filter paper and paperboard	547.379	3.850.485	1.885.591	12.710.298
4805500000	Felt paper and paperboard	54.126	78.281	39.097	134.428
4805911000	Paper used as packing of flat glass product, resin <0,6%, wg <150g/m	7.717	11.700	14.079	54.136
4805919000	Uncoated paper& paperboard, oth blotting, & joss paper, weighing 150g/m or less	676.452	2.856.787	331.559	1.741.834
4805929000	Uncoated paper& paperboard of oth 150<weighing<225g/m	1.640.794	11.155.203	851.976	7.886.822
4805931000	Multi-ply paper and paperboard of weighing > 225g/m2	82	285.033	980	150.970
4805939000	Uncoated paper& paperboard, of other weighing > 225g/m2	865.154	5.502.627	535.098	4.001.155
4806100000	Vegetable parchment	131.019	854.133	319.894	2.043.295
4806200000	Greaseproof papers	47.241	993.810	70.935	1.513.123
4806300000	Tracing papers	3.788	155.610	4.804	339.475
4806400000	Glassine and other glazed transparent or translucent papers	537.450	5.858.933	679.124	10.255.860
4807000000	Composite paper and paperboard not surface-coated or impregnated	1.515.666	11.735.879	1.116.474	6.978.535

I.3. IMPOR MENURUT KOMODITI / IMPORT BY HS COMMODITY
*****DESEMBER / DECEMBER 2009 *****

H S	Uraian Komoditi Commodity Description	Berat Bersih / Net Weight (Kg)		Nilai / Value C.I.F (US\$)	
		Bulan ini Current Month	Kumulatif Cum.Jan. to date	Bulan ini Current Month	Kumulatif Cum.Jan. to date
4808100000	Corrugated paper&paperboard,whether ornot perforated,in rolls or sheets	823.189	6.009.442	327.556	3.130.237
4808200000	Sack kraftpaper,creped,crinkled,whether,not embossed or perforat,rolls or sheets	19.516	108.137	105.249	680.942
4808300000	Oth kraftpaper,creped or crinkle,whetheror not embossed or perforated	14.219	268.405	23.986	554.473
4808901000	Paper&paperboard,embossed paperfancypaper used printing,cover,lining	81.825	102.785	133.095	187.889
4808909000	Paper&paperboard,oth embossedfancypaper used printing,cover,lining	132.304	936.650	149.235	1.376.736
4809200000	Self-copy paper	21.853	324.147	63.439	577.173
4809900000	Other self-copy paper	256.835	1.651.057	391.328	3.061.849
4810134000	Paper&paperboard for photo,heat,elect.in rolls papers of width <15cm	2	18.159	53	63.459
4810135000	Paper&paperboard for photo,heat,elect.in rolls papers of oth width <15cm	959	97.254	14.139	230.942
4810139010	Banknotes paper, in rollof a width <= 15 cm	419.500	1.482.587	6.594.730	22.109.088
4810139090	Oth coated writing and printing paperbanknotes paper,in rolls	1.426.268	17.299.215	1.278.127	16.397.100
4810145000	Paper&paperboard for photo,heat,elect.sensitive 297<one side>435mm,in sheets	0	94	0	1.767
4810146000	Paper&paperboard for photo,heat,elect.of width < 15cm	209	4.530	1.839	20.291
4810149090	Oth coated writing &printing paperbanknotes paper,in sheets	12.449	91.192	37.084	196.155
4810190010	Other Banknotes paper	672.598	2.602.570	5.594.749	23.190.585
4810190090	Oth banknotes paper,coated writing&printing paper, one side>435mm	85.978	1.762.511	305.588	5.622.662
4810223000	Paper&paperboard for photo,heat,elect.sensitive,light weight coated paper	66.430	297.405	65.101	310.984
4810224000	Paper&paperboard, oth in rollof a width 15cm<one side<36cm,unfolded	0	18	0	293
4810229000	Oth aluminium paper base, light-weigtcoated paper	1.510.932	11.677.194	1.154.565	10.763.153
4810294000	Oth paper&paperboard for photo,heat,.elect oth light weight coated paper	8.013	8.369	132.959	134.702
4810295000	Oth kraft paper&paperboard, oth in rollof a width 15cm<one side<36cm,unfolded	0	20.213	0	27.505
4810299000	Oth aluminium paper base and artpaper oth light weight coated paper	238.878	8.931.487	439.161	7.070.373
4810312000	Kraftpaper,for separate batery plate,width<=15cm,15cm<side>36cm,bleached	0	28	0	536
4810313000	Kraftpaper,for separate batery plate,width<=15cm,15cm<side>36cm,unbleached	22	29	18	273
4810319000	Kraft paper,paperboard, not for writing,printing, other grafic purp, <=150 g/m2	225.725	1.228.697	88.198	588.436
4810329000	Kraft paper,paperboard, not for writing,printing, other grafic purp, >150 g/m2	656.644	7.294.683	635.121	6.693.137
4810392000	Paper as interleaf mtrl in proc batteryroll < 15cm, rect < 15 x 36 cm2	0	8.192	0	71.797
4810393000	Oth kraft paper, roll < 15 cm, rectang< 15 x 36 cm2	0	1	0	378
4810399000	Kraft paper and paperboard in other size	253.721	733.975	232.575	728.649
4810921000	Gray backboard, multi ply	378.866	2.163.376	315.602	1.508.881
4810923000	Paper colored for computer card,oth multi ply	0	46.340	0	23.302
4810929000	Oth paper colored for computercard & gray backboard, multi ply	2.338.108	11.108.224	1.500.379	7.143.787
4810992000	Oth paper and paperboardof multi ply	0	8	0	3.886
4810999000	Oth paper colored for computer card,oth multi ply	458.506	4.737.559	414.831	4.522.308
4811101000	Tarred, bituminised/asphalted paper &paperboard, in roll <15cm, rect<15x36cm2	2.149	29.690	13.842	185.556
4811109000	Tarred, bituminised/asphalted paper &paperboard, in other size	457.179	2.177.784	630.045	3.710.352
4811411000	Gummed or adhesive paper&paperboard,self-adhesive	144.528	2.796.161	443.380	7.635.462
4811419000	Gummed or adhesive paper&paperboard,oth self-adhesive	661.451	5.589.212	1.890.329	12.661.666
4811491000	Oth gummed or adhesive paper&paperboardself-adhesive	34.326	205.424	81.169	803.815
4811499000	Oth gummed or adhesive paper&paperboardoth self-adhesive	272.224	3.533.886	508.742	5.636.537
4811511000	Paper coated,impregnated or coveredwith plastic, bleached,wg>150g/m	0	7.553	0	22.614
4811512000	Paper coated,impregnated or coveredoth in sheets 15<oneside<36cm unfolded	74	885	1.065	18.580
4811519000	Paper coated,impregnated or coveredwith plastic, unbleached,wg>150g/m	1.138.452	10.173.014	1.483.050	12.908.123
4811591000	Paper coated,impregnated or coveredoth for mnftr of papercup bottoms	112.566	457.913	805.280	3.063.561
4811592000	Oth paper coated,impregnated or coveredand with a lining of aluminium foil	1.048.114	12.787.196	6.558.694	42.604.825
4811593000	Oth paper coated,impregnated or coveredoth in sheets 15<oneside<36cm unfolde	0	445	0	1.932
4811599000	Oth paper coated,impregnated or coveredwith plastic,oth bleached,wg>150g/m	944.872	5.773.447	2.600.875	15.081.957
4811601000	Paper coated,impregnated or coveredwith wax,paraffin,stearin,oil,glycerol	229	10.416	5.469	118.119
4811609000	Paper coated,impregnated or coveredwith oth wax,paraff,stearin,oil,glycerol	163.790	1.197.114	173.337	1.602.872
4811903000	Oth paper, paperboard,cellulose waddingweb of cell fibr roll<15cm,rect<15x36cm2	2.885	76.818	14.977	267.605
4811909000	Oth paper, paperboard,cellulose waddingweb of cell fibres other size	910.999	9.623.092	2.777.731	26.066.633
4812000000	Filter blocks,slabs&plates,of paperpulp	33.241	172.256	101.749	820.174
4813100000	Cigarette paper,in the formof booklets or tubes	79.516	509.048	481.046	2.993.414
4813200000	Cigarette paper,in the form in rolls ofa width not exceeding 5 cm	222.319	2.829.231	916.888	12.438.818
4813900000	Cigarette paper,oth in the of booklets,tubes & in rolls	548.875	7.114.420	2.291.310	27.408.942
4814100000	Wallpaper&similar wall coverings,"ingrain" paper	6	1.277	197	12.897
4814200000	Wallpaper&similar wall coverings,the face side,with a grained,embossed,	89.533	1.138.227	215.541	2.475.319
4814900000	Wallpaper&similar wall coverings,oth with transparant protective plastics	331.088	2.568.110	1.072.250	5.943.074
4816200000	Self-copy paper (other than of 48.09)	11.708	136.836	23.415	205.715
4816900000	Other heat transfer paper & offsetplates of paper	115.190	3.264.256	240.790	3.925.169
4817100000	Envelopes	17.691	309.538	154.566	2.093.860
4817200000	Letter cards,plain postcards andcorrespondence cards	2.197	385.900	9.200	511.980
4817300000	Boxes,pouches,wallets & writingcompendiums,of paper or paperboard,	20.158	93.272	177.012	500.048
4818100000	Toilet paper	1.413	65.331	2.454	148.262
4818200000	Handkerchiefs,cleansing or facialtissues & towels	88.966	670.706	223.856	2.539.003
4818300000	Tablecloths and serviettes	2.898	51.203	20.471	332.615
4818401100	Napkins & napkin liners for babies &similar sanitary articles	541.996	8.382.605	1.138.300	19.716.494
4818401900	Oth napkins & napkin liners for babies &similar sanitary articles	981.930	69.799.504	3.446.375	31.848.363
4818402000	Sanitary towels,tampons & similararticles	1.616.229	16.609.273	5.748.558	57.270.693
4818500000	Articles of apparel & clothing,surgical face masks	64.493	93.919	940.785	1.105.229
4818900000	Oth articles of apparel & clothing,oth surgical face masks	147.409	1.521.587	383.055	4.703.529
4819100000	Cartons,boxes & cases, of corrugatedpaper or paperboard	1.117.459	11.623.718	1.813.054	23.137.532

I.3. IMPOR MENURUT KOMODITI / IMPORT BY HS COMMODITY
*****DESEMBER / DECEMBER 2009 *****

H S	Uraian Komoditi Commodity Description	Berat Bersih / Net Weight (Kg)		Nilai / Value C.I.F (US\$)	
		Bulan ini Current Month	Kumulatif Cum.Jan. to date	Bulan ini Current Month	Kumulatif Cum.Jan. to date
4819200000	Boxes, of non corrugated paper & paperboard	1.286.004	14.917.529	4.546.969	50.066.178
4819300000	Sacks&bags,base of a width>40cmfor cement or fertizer packing	253.164	2.913.268	473.961	6.145.513
4819400000	Other sacks and bags, including cones	61.455	1.678.571	218.160	5.235.842
4819500000	Other packing containers,includ recordsleeves	46.951	2.349.884	238.236	12.279.443
4819600000	Box files,letter trays,storage boxes&similar articles,used in offices,shops	22.408	322.785	144.813	973.458
4820100000	Registers,account books,note books,receipt books,&similar articles	36.894	506.133	195.085	1.912.850
4820200000	Exercise books	31.605	321.106	56.246	524.660
4820300000	Binders(other than book covers),folders&file covers	904	92.432	11.640	259.505
4820400000	Manifold business forms& interleavedcarbon sets	10.497	35.836	39.366	135.801
4820500000	Albums for samples or for collections	1.863	93.327	11.094	249.628
4820900000	Other exercise book,binders,manifold,albums	27.365	607.791	142.343	1.442.953
4821101000	Printed,labels that form of packing forjewellery,small objects & the like	83.951	1.384.324	1.334.957	18.819.164
4821109000	Printed,oth labels that form of packingfor jewellery,small objects & the like	247.386	2.931.566	3.198.534	35.104.281
4821901000	Oth printed,labels that form of packingfor jewellery,small objects & the like	23.829	290.182	216.339	2.786.298
4821909000	Oth printed,oth label that form of packfor jewellery,small objects & the like	163.547	2.061.726	944.435	18.277.182
4822100000	Bobbins,spools,cops&similar of pulpof a kind used for winding textile yarn	19.386	65.273	29.737	146.128
4822900000	Bobbins,spools,cops&similar of pulpoth of a kind used for wind textile yarn	248.381	1.550.357	486.795	5.556.704
4823200000	Filter paper in rolls or sheets	202.288	2.531.524	920.022	12.877.378
4823401000	Cardiograph recording paper	72	2.895	4.843	99.696
4823409000	Oth paper for self recording for otherapparatus	26.993	626.514	228.896	3.674.064
4823610000	Trays,dishes,plates,cups&the like,ofpaper or paperboard of bamboo	0	598	0	1.336
4823690000	Trays,dishes,plates,cups&the like,ofpaper or paperboard of oth than bamboo	40.035	305.768	97.705	1.196.636
4823700000	Gaskets and washers,moulded orpressed artcles of paper pulp	8.504	411.737	78.423	1.094.969
4823901000	Other paper, cocooning frames forsilkworms	37.487	161.901	131.668	919.733
4823902000	Sterilization indicators,not gummed,cocooning frames for silk-worms	3.902	34.478	55.878	242.707
4823903000	Cup stock board (I.e. polyethylene (pe))in rels of width of less than 10 cm	18.578	117.693	18.976	242.023
4823904000	Telegraph or teleprinter paper in stripor rolls	0	2.053	0	15.987
4823905000	Display cards for jewellery/for smallobjects of personal adornment	310	1.164	2.221	6.147
4823906000	Punched jacquard cards	14	6.437	291	21.486
4823907000	Fans&handsscreens,with paper mountsor leaves&frames of any materials	489	19.267	831	109.893
4823909000	Other,cut to size/shape,other than instrips, rolls or sheets	591.689	4.599.148	1.859.234	15.394.652
4901100000	Print books in official language of impctry for educations, in single sheet	155.125	1.349.925	562.130	18.925.947
4901910000	Dictionaries,wholly/essentially in theofficial language of the import country	6	53.976	111	363.451
4901991000	Oth educational,wholly/essential in theofficial language of the import country	58.028	899.457	341.914	4.433.685
4901999000	Oth educational,oth wholly/essential inofficial language of the import country	207.001	1.575.271	1.308.658	13.620.328
4902100000	Newspapers,journals & periodicalsappearing at least four times a week	9	19.552	79	57.853
4902900000	Oth newspapers, journals and periodicals	5.225	294.635	57.491	749.558
4903000000	Childrens picture,drawing or coloringbooks.	4.771	220.146	8.344	675.677
4904000000	Music,printed or in manuscript,whetheror not bound or illustrated.	578	19.018	11.774	227.484
4905100000	Maps&hydrographic or similar charts ofall kinds,globes	388	61.310	1.032	772.452
4905910000	Maps&hydrographic or similar charts ofall kinds,in book form	0	245	0	1.577
4905990000	Maps&hydrographic or similar charts ofall kinds,in other form	1.300	19.574	1.738	17.514
4906001000	Plans&drawings,including photographicreproduct&carbon copies of plans&drawing	185	1.874	17.564	70.042
4906009000	Plans & drawings, being originals drawnby hand, hand-written texts	324	11.994	7.244	230.856
4907001000	Banknotes, being legal tender	0	6	0	6
4907002000	Unused postage stamps	0	3	0	3
4907004000	Stock,share/bond certificates&similardocuments of title; cheque forms	35	267	244	108.701
4907009000	Other banknotes,unused postage,venue,stock,share & the like	96	9.893	4.729	1.609.265
4908100000	Transfers (decalcomanias), vitrifiable	46.811	298.217	360.424	4.685.545
4908900000	Oth than transfers (decalcomanias),vitrifiable	34.370	367.259	257.890	2.439.435
4909000000	Printed/illustrated postcards, cardgreetings, messages/the like	988	31.084	5.582	98.446
4910000000	Calendars of any kind,printed,includingcalendar blocks.	12.336	131.793	136.499	423.725
4911100000	Trade advertising material,commercialcatalogues & the like	29.455	963.372	201.250	3.824.531
4911912000	Printedmatter,wall pictures&diagram forinstruct purposes;designs&photograph	13	3.363	155	17.402
4911913000	Printed matter,oth printed picturesand photographs	55	46.397	81	110.355
4911919000	Printed matter,oth anatomical&botanicaldiagram & wall picture	8.676	54.031	46.127	432.225
4911991000	Printed card for jewellery,small objectperson adornment,carried in the pocket	33	30.443	628	282.091
4911992000	Printed stickers for explosives	1	943	10	2.293
4911999000	Oth printed matter, oth printed sticker& printed card	42.688	359.189	294.413	3.240.513
5001000000	Silkworm cocoons suitable for reeling.	5.212	321.523	63.650	2.375.301
5002000000	Raw silk (not thrown).	3	36.685	78	181.529
5003000000	Silk waste (incl. cocoons unsuitablefor reeling, yarn waste&garneted stock).	0	1.725	0	13.870
5004000000	Silk yarn(oth than yarn spun fromsilk waste) not put up for retail sale.	7.219	248.804	23.304	805.384
5005000000	Yarn spun from silk waste,not put upfor retail sale.	166	20.720	2.937	258.993
5006000000	Silk yarn & yarn spun from silk waste,put up for retail sale;silk-worm gut.	24.284	79.069	38.739	198.450
5007100010	Fabrics of noil silk,bleached/unbleached	404	34.869	22.178	1.033.695
5007100090	Fabrics of noil silk, oth than bleached/unbleached	1.673	12.745	20.819	235.232
5007200010	Oth fabrics,silk/silk waste >85%,oth than noil silk,bleached/unbleached	23.388	182.553	259.882	1.436.603
5007200090	Oth fabrics,silk/silk waste >85%,oth than noil silk,oth bleach/unbleach	124	10.589	3.445	85.486
5007900010	Oth fabrics,silk/silk waste < 85%,oth than noil silk,bleached/unbleached	910	6.254	42.555	189.009
5007900090	Oth fabrics,silk/silk waste < 85%,oth than noil silk,oth bleach/unbleach	2.330	23.343	43.117	345.023
5101110000	Shorn wool, not carded/combed,greasy, including fleece-washed wool	6	34.056	202	85.791

I.3. IMPOR MENURUT KOMODITI / IMPORT BY HS COMMODITY
*****DESEMBER / DECEMBER 2009 *****

H S	Uraian Komoditi Commodity Description	Berat Bersih / Net Weight (Kg)		Nilai / Value C.I.F (US\$)	
		Bulan ini Current Month	Kumulatif Cum.Jan. to date	Bulan ini Current Month	Kumulatif Cum.Jan. to date
5101190000	Oth shorn wool, not carded/combed,greasy, including fleece-washed wool	87	33.541	1.546	178.280
5101210000	Shorn wool, not carded/combed,degreased, not carbonised	0	517	0	7.951
5101290000	Oth shorn wool, not carded/combed,degreased, not carbonised	233	372.663	7.400	986.301
5102110000	Fine animal hair,not carded/combedof kashmir (cashmere) goats	0	19.948	0	35.404
5102200000	Coarse animal hair,not carded/combed	0	191	0	12.276
5103200000	Oth waste of wool/of fine animal hairincl yarnwaste but excl garnettstock	0	12.461	0	92.694
5104000000	Garnetted stock of wool/of fine/coarse animal hair.	0	8	0	325
5105100000	Carded wool	10.077	73.977	61.467	308.756
5105290000	Combed wool not in fragments	23.733	769.552	214.329	5.073.972
5105310000	Fine animal of kashmir (cashmere)goats	0	167	0	20.233
5105390000	Other fine animal hair, carded/combed	0	2.285	0	37.459
5106100000	Yarn,carded, wool > 85% by weightnot put up for retail sale	0	72.973	0	838.289
5106200000	Yarn,carded, wool < 85% by weightnot put up for retail sale	2.683	311.084	21.869	3.000.521
5107100000	Yarn,combed, wool > 85% by weightnot put up for retail sale	0	52.973	0	521.571
5107200000	Yarn,combed, wool < 85% by weightnot put up for retail sale	2.275	58.815	34.993	442.810
5108100000	Yarn of fine animal hair not put upfor retail sale., carded	6.360	6.771	61.208	65.473
5108200000	Yarn of fine animal hair not put upfor retail sale., combed	0	72	0	2.399
5109100000	Yarn,wool/animal hair > 85%, for retailsale	71	2.254	3.140	122.708
5109900000	Yarn,wool/animal hair < 85%, for retailsale	0	24.577	0	88.335
5110000000	Yarn,coarse animal hair/of horsehairwether not put up for retail sale	0	13.648	0	74.620
5111110000	Woven fabric,carded,wool/animal hair>85%, weight < 300 g/m	38.821	263.582	875.961	7.036.792
5111190000	Woven fabric,carded,wool/animal hair>85%, weight > 300 g/m	116	25.295	4.131	329.236
5111200000	Woven fabric,carded, wool/animal hairmix. mainly w/made filament	1.208	17.008	22.179	342.756
5111300000	Woven fabric,carded, wool/animal hairmix. mainly w/made stapel	668	222.132	14.091	2.246.494
5111900000	Woven fabric,carded, wool/animal hairoth mixed	1.728	28.713	21.449	465.651
5112110000	Woven fabrics,combed wool/animal hair>85%, weight < 200 g/m	38.859	162.204	1.252.254	4.549.525
5112190000	Woven fabrics,combed wool/animal hair>85%, oth weight > 200 g/m	80.475	598.729	1.782.734	15.000.638
5112200000	Woven fabrics,combed wool/animal hairmix. mainly w/made filament	10.856	75.569	153.369	1.166.446
5112300000	Woven fabrics,combed wool/animal hairmix. mainly w/made stapel	11.398	85.345	281.100	1.536.176
5112900000	Woven fabrics,combed wool/animal hairoth mixed	23.593	143.844	360.712	2.039.819
5113000000	Woven fabrics of coarse animal hair/of horsehair	1.766	19.133	18.500	166.510
5201000000	Cotton, not carded/combed.	68.574.722	570.902.062	98.290.965	765.359.125
5202100000	Cotton waste,yarn waste	0	900.278	0	1.304.610
5202910000	Cotton waste,garnetted stock	0	330	0	22.233
5202990000	Oth yarn waste & garnetted stock	267.098	2.428.871	233.978	2.369.450
5203000000	Cotton, carded/combed.	7.092	1.344.803	65.679	14.912.054
5204110000	Cotton sewing thread,not for salecont 85%/more by weight of cotton	21.789	708.912	113.690	1.831.158
5204190000	Cotton sewing thread,not for retail saleoth cont 85%/more of cotton	46.515	664.844	391.355	4.790.533
5204200000	Cotton sewing thread, for retail sale	230.648	322.671	103.667	225.485
5205110000	Single yarn,of uncombed fibres measur714.29 decitex/more, cotton>85%	379.561	7.204.585	731.972	14.396.883
5205120000	Single yarn,of uncombed fibres232<measuring<714.29dec,cotton>85%	311.692	6.175.327	684.663	11.003.972
5205130000	Single yarn,of uncombed fibres192.31<measuring<232.56 dec,cotton>85%	0	20.268	0	62.307
5205140000	Single yarn,of uncombed fibres125<measuring<192.31dec,cotton>85%	29.944	639.320	147.365	3.208.429
5205150000	Single yarn,of uncombed fibres measuring<125dec (>80metric number),cotton>85	176	1.179	780	7.060
5205210000	Single yarn,of combed fibresmeasuring 714.29dec/more,cotton>85%	8.477	1.444.198	45.653	3.649.117
5205220000	Single yarn,of combed fibres232.56<measuring<714.29dec,cotton>85%	66.885	1.925.804	102.303	2.903.791
5205230000	Single yarn,of combed fibres192.31<measuring<232.56dec,cotton>85%	34.950	307.416	133.783	951.614
5205240000	Single yarn,of combed fibres125<measuring<192.31dec,cotton>85%	30.368	688.035	116.101	2.169.977
5205260000	Single yarn,of combed fibres106.38<measuring<125dec,cotton>85%	0	22.691	0	71.106
5205280000	Single yarn,of combed fibres measuring<83.33 decitex (>120metric),cotton>85%	5.216	22.453	16.701	66.076
5205310000	Cable yarn,of uncombed fibres persingle yarn 14.29dec/more,cott>85%	24.500	133.634	82.125	464.907
5205320000	Cable yarn,of uncombed fibres persingle yarn 232.56<measur<714,29,cott>85%	43.482	603.875	81.750	2.071.961
5205350000	Cable yarn,of uncombed fibres persingle yarn<125 (>80 metric), cotton>85%	604	46.146	3.194	243.412
5205410000	Cable yarn,of combed per single yarn714.29 decitex/more(<14metric),cott>85%	0	38.405	0	143.516
5205420000	Cable yarn,of combed per single yarn232.56<measuring<714.29dec,cotton>85%	36.503	280.154	84.597	885.115
5205430000	Cable yarn,of combed per single yarn192.31<measuring<232.56dec,cotton>85%	7.005	25.262	13.519	95.316
5205440000	Cable yarn,of combed per single yarn125<measuring<192.31dec,cotton>85%	30.396	202.748	248.548	2.331.571
5205470000	Cable yarn,of combed per single yarn83.33<measuring<106,38dec,cotton>85%	300	27.201	825	205.089
5205480000	Cable yarn,of combed per single yarn<83,33decitex(>120metric),cotton>85%	6.639	52.915	46.303	361.631
5206110000	Single yarn of uncombed fibres, 714,29or more (<14 metric),cotton<85%	1.832	277.250	36.373	1.159.705
5206120000	Single yarn of uncombed fibres,232<measuring<714.29dec,cotton<85%	81.855	429.978	133.996	678.845
5206130000	Single yarn of uncombed fibres,192.31<measuring<232.56dec,cotton<85%	0	67	0	1.061
5206140000	Single yarn of uncombed fibres,125<measuring<192.31dec,cotton<85%	0	13.147	0	82.660
5206150000	Single yarn of uncombed fibres,<125dec(exeeding 80 metric),cotton<85%	0	966	0	2.608
5206210000	Single yarn, of combed fibres,measure>714.29(not>14 metric),cott<85%	0	18.985	0	27.373
5206220000	Single yarn, of combed fibres,232.56<measure<714.29 dec,cotton<85%	7.097	265.014	44.337	627.765
5206230000	Single yarn, of combed fibres,192.31<measuring<232.56dec,cotton<85%	0	325.179	0	731.245
5206240000	Single yarn, of combed fibres125<mesuring<192.31 dec	0	9.658	0	64.647
5206250000	Single yarn,of combed fibres measuring<125 decitex (> 80 metric number)	0	102	0	3.418
5206310000	Cabled yarn,of uncombed measuringper single yarn > 714.29 decitex	0	264	0	7.583
5206320000	Cabled yarn,of uncombed persingle yarn232.56<measuring<714.29dec	713	42.460	12.805	279.837
5206350000	Cabled yarn,of uncombed measuringper single yarn<125(>= 80 metric number)	414	16.097	4.522	142.600

I.3. IMPOR MENURUT KOMODITI / IMPORT BY HS COMMODITY
*****DESEMBER / DECEMBER 2009 *****

H S	Uraian Komoditi Commodity Description	Berat Bersih / Net Weight (Kg)		Nilai / Value C.I.F (US\$)	
		Bulan ini Current Month	Kumulatif Cum.Jan. to date	Bulan ini Current Month	Kumulatif Cum.Jan. to date
5206410000	Cable yarn,of combed fibres measuringper single yarn 714.29 decitex/more	0	4.476	0	24.256
5206420000	Cable yarn,of combed fibres persingleyarn 232.56<measuring<714,29 decitex	0	38.711	0	540.372
5206430000	Cable yarn,of combed fibres persingleyarn 192.31<measuring< 232.56decitex	0	8.803	0	76.904
5206450000	Cable yarn,of combed fibres measuringper single yarn<125decitex (>80 metric)	0	242	0	5.897
5207100000	Cotton yarn(oth than sewing thread) putcont 85%/more by weight of cotton	521	347.442	5.080	751.955
5207900000	Cotton yarn sewing thread put upcont 85%/more by weight of cotton	4.193	445.521	19.867	1.711.676
5208110000	Unbleached plain weave, weight >=85% ofcotton, weighing <= 100 g/m	472.762	4.402.279	3.504.818	28.054.592
5208120000	Unbleached plain weave >=85% of cotton,weighing > 100 g/m	533.104	2.027.037	3.972.595	11.761.137
5208130000	Unbleached 3-thread/4-thread twill,incl. cross twill >=85% of cotton	4.491	221.036	91.180	3.983.568
5208190000	Other unbleached fabrics>=85% of cottonweighing <= 200 g/m	274.106	4.513.043	2.225.025	30.966.718
5208210000	Absorbent fabric bleached for surgicaluse, cotton >=85%, weighing <=200 g/m	372.274	1.651.036	2.250.545	11.120.095
5208220000	Bleached plain weave, weighing > 100g/m	22.932	348.264	328.039	3.772.857
5208230000	Bleached 3-thread/4-thread twill, inccross twill >=85% of cotton	35.319	606.938	222.320	3.956.963
5208290000	Other bleached fabrics >85% of cottonweighing <= 200 g/m	329.155	4.813.598	2.291.355	36.655.173
5208310010	Plain weave dyed; voile/chemi voileweighing < 100 g/m	7.036	438.893	172.601	3.732.081
5208310020	Cambrics dyed weighing < 100 m/gweighing < 100 g/m	2.468	260.854	38.549	2.396.855
5208310030	Other garments matter weighing < 100 m/g	2.506	102.572	39.437	778.533
5208310090	Other dyed fabrics weighing < 100 m/g	237.224	2.738.567	1.946.423	16.436.315
5208320000	Plain weave dyed, weighing > 100 g/m	442.095	3.524.028	4.325.807	35.360.046
5208330000	3-thread/4-thread twill dyed,including twill	84.812	472.664	963.228	4.407.036
5208390000	Other dyed fabrics >85% weighing < 200 m	150.022	1.887.974	1.442.205	13.706.507
5208410010	String fabrics plain weave of differentcolor , weight <= 100 m/g	0	15.930	0	220.972
5208410090	Other plain weave of different color,weight <= 100 m/g	46.401	193.823	149.362	1.635.547
5208420010	String fabrics of different colorweighing > 100 g/m	127.339	1.704.745	1.114.573	15.700.132
5208420090	Plain weave other than string fabrics ofcolor, weighing > 100 g/m	210.899	3.274.643	2.383.786	39.565.177
5208430000	Diff.colour,3 or 4-thread twill, wovenfabric, 85% cotton,weight>200g/m2	263	92.086	2.588	736.357
5208490000	Other fabrics of different color	8.007	171.741	102.220	1.872.718
5208510000	Plain weave printed of different color,<= 100 m/g	51.039	299.123	431.015	3.463.448
5208520000	Plain weave printed of different color,> 100 m/g	51.214	380.873	472.604	3.522.441
5208590000	Other fabrics printed of differentcolor	39.594	620.174	222.380	5.167.924
5209110000	Plain weave unbleached cont.>=85% ofcotton, weight >200 g/m	22.253	500.761	163.335	3.917.380
5209120000	3-thread/4-thread twill unbleached,cont.85% of cotton, weight > g/m	0	42.540	0	298.843
5209190000	Other fabrics unbleached cont.85% ofcotton, weight > 200 g/m	332.818	5.260.284	3.479.405	51.299.809
5209210000	Plain weave unbleached , cont.85% ofcotton, weight > 200 g/m	235	25.374	2.250	200.819
5209220000	Bleached, 3 or 4-thread twill, wovenfabric, 85% cotton,weight>200g/m2	2.934	32.976	30.987	275.873
5209290000	Other fabrics unbleached. cont.85% ofcotton, weight>200 g/m	306.835	3.702.005	2.257.334	26.556.693
5209310000	Plain weave dyed, cont.85% of cotton,weight > 200 g/m	316.397	2.809.687	2.886.747	20.940.451
5209320000	Dyed, 3 or 4-thread twill, incl. twillcont.85% of cotton, weight>200g/m	256.602	2.179.821	2.227.986	17.904.627
5209390000	Other fabrics dyed, cont.85% of cottonweight > 200 g/m	195.359	2.746.769	1.560.647	20.520.543
5209410000	Plain weave of yarns of diff color,cont 85% of cotton, wght>200 g/m	10.284	230.045	79.024	2.054.084
5209420000	Denim of yarns diff color, cotton>85%,weight > 200 g/m	199.328	4.317.070	1.014.369	19.957.107
5209430000	Oth fabrics of 3-thread /4-threadcont 85% of cotton, wght>200 g/m	1.390	154.858	12.570	645.054
5209490000	Other fabrics of yarns diff colorscont 85% of cotton, wght>200 g/m	187.914	3.834.236	1.913.177	29.091.239
5209510000	Printed plain weave, cont.85% of cottonweight > 200 g/m	1.174	30.753	10.537	350.044
5209520000	Oth.thn plain weave 3 or 4-thread twill,printed, 85% of cotton, wght>200 g/m	0	77.741	0	614.633
5209590000	Other printed fabric cont.85% of cottonweight > 200 g/m	6.429	540.196	48.505	3.746.157
5210110000	Unbleached plain weave, cont. <85% ofcotton, mixed with m-m-f weight<=200g/m	795.387	5.573.388	4.264.783	29.532.568
5210190000	Oth unbleached fabrics, cont.<85%mixed with m-m-f weight<=200g/m	131.699	2.885.982	1.162.481	16.229.999
5210210000	Bleached plain weave cont.<85% ofcotton, mixed with m-m-f weight<=200g/m	6.594	75.478	86.449	1.114.526
5210290000	Oth bleached fabrics, cont.<85% ofcotton, mixed with m-m-f weight<=200g/m	126.064	612.713	853.421	4.354.829
5210310000	Dyed plain weave cont. <85% ofcotton, mixed with mmf weight<=200g/m	139.339	2.053.350	1.331.913	20.059.857
5210320000	3-thrd/4-thrd twill, incl.twill<85%of cotton, mix w/m-m-f weight<=200g/m	7.506	65.256	65.236	593.071
5210390000	Other dyed fabrics cont. <85% ofcotton, mixed with m-m-f weight<=200g/m	18.086	329.362	259.307	3.998.913
5210410010	String fabrics of yarns of diff color<85%of cotton, with mmf weight<=200g/m	27.365	57.447	196.656	643.067
5210410090	Plain weave other than string fabrics<85%of cotton, with mmf weight<=200g/m	19.718	229.801	173.925	2.092.616
5210490000	Oth fabrics of diff color cont.<85% ofcotton, mixed with mmf weight<=200g/m	30.801	2.280.312	105.503	8.524.046
5210510000	Printed plain weave cont.<85% ofcotton,mixed with mmf weight<=200g/m	3.741	24.960	22.328	148.371
5210590000	Other printed fabrics cont.85% ofcotton, mixed with mmf weight<=200g/m	121.844	693.672	864.887	4.454.368
5211110000	Unbleached plain weave, cont. <85% ofcotton, mixed with m-m-f weight>200g/m	3.376	137.843	25.618	1.395.068
5211120000	3-thread/4-thread twill unbleachd,inctwill<85% of cotton w/mmf weight>200g/m	0	87.382	0	677.453
5211190000	Oth unbleached fabrics, cont.<85%mixed with m-m-f weight>200g/m	185.427	1.387.238	1.313.947	10.751.141
5211200000	Bleached plain weave cont.<85% ofcotton, mixed with m-m-f weight>200g/m	53.864	1.239.411	349.563	8.221.868
5211310000	Dyed plain weave cont. <85% ofcotton, mixed with m-m-f weight>200g/m	3.331	636.840	59.556	4.747.307
5211320000	3-thrd/4-thrd twill, incl.twill<85%of cotton, mix w/m-m-f weight>200g/m	0	15.357	0	143.486
5211390000	Other dyed fabrics cont. <85% ofcotton, mixed with m-m-f weight>200g/m	309.077	1.585.715	1.542.422	10.494.746
5211410010	String fbrcs of yarn of diff color<85%of cotton, mixed with mmf weight>200g/m	372	3.404	1.948	52.876
5211410090	Yarns of diff clour oth than string fab<85% of cotton, mxd w/mmf>200 g/m	3.715	64.848	31.800	390.417
5211420000	Denim of yarns diff color, cotton<85%,mix wth man-made fibr weight>200g/m	352.086	3.514.302	538.878	6.537.821
5211430000	Oth fabrics of 3-thread/4-thrd<85%ofcotton, mixed with mmf weight>200g/m	0	12.222	0	13.968
5211490000	Oth fabrics of diff color cont.<85% ofcotton, mixed with mmf weight>200g/m	1.806	19.357	12.060	169.848
5211510000	Printed plain weave cont.<85% ofcotton, mixed with mmf weight>200g/m	16.173	161.656	98.819	326.651
5211520000	3-thre/4-thread twill,incl.twill<85%of cotton, mixed with mmf weight>200g/m	0	19.611	0	166.167

I.3. IMPOR MENURUT KOMODITI / IMPORT BY HS COMMODITY
*****DESEMBER / DECEMBER 2009 *****

H S	Uraian Komoditi Commodity Description	Berat Bersih / Net Weight (Kg)		Nilai / Value C.I.F (US\$)	
		Bulan ini Current Month	Kumulatif Cum.Jan. to date	Bulan ini Current Month	Kumulatif Cum.Jan. to date
5211590000	Othr printed fabrics cont.<85% ofcotton, mixed with mmf weight>200g/m	640	98.032	9.016	770.299
5212110000	Unbleached woven fabrics of cottonweight <=200 g/m	9.530	71.922	127.061	638.982
5212120000	Bleached woven fabrics of cottonweight <=200 g/m	14.861	883.760	34.089	4.959.892
5212130000	Dyed woven fabrics of cottonweight <=200 g/m	5.286	85.111	45.197	878.501
5212140000	Woven fabrics of cotton of yarns ofdifferent color weight <=200 g/m	297.991	1.657.277	1.831.295	10.592.230
5212150000	Printed woven fabrics of cottonweight <=200 g/m	3.180	43.397	22.648	389.797
5212210000	Unbleached woven fabrics of cottonweight > 200 g/m	1.054	2.757	1.966	11.292
5212220000	Bleached woven fabrics of cottonweight > 200 g/m	2.553	29.023	6.861	393.375
5212230000	Dyed woven fabrics of cottonweight > 200 g/m	711	37.062	8.853	360.066
5212240000	Woven fabrics of cotton of yarns ofdifferent color weight > 200 g/m	21	38	987	1.968
5212250000	Printed woven fabrics of cottonweight > 200 g/m	7.004	91.112	63.495	908.675
5301100000	Flax, raw/retted-flax, raw/retted	0	13.530	0	80.391
5301210000	Broken/scutched flax,broken,scutch-ed/other processed but not spun	0	44	0	370
5301290000	Other flax, raw/processed but notspun; falx waste	0	4	0	456
5301300000	Flax tow & waste raw/processedbut not spun	0	2.324	0	10.815
5302100000	True hemp, raw/retted	0	1.404	0	1.472
5302900000	Other hemp raw and processed butnot spun	0	150	0	2.190
5303100000	Jute & oth textile bast fibres, raw/retted	88.442	2.148.398	51.292	1.210.084
5303900000	Jute & oth textile bast fibres,processed but not spun	0	1.686	0	35.509
5305000011	Raw coir coconut fibres	0	14.199	0	9.551
5305000021	Raw abaca fibres	11.252	218.476	4.228	206.336
5305000029	Abaca fibres processed	0	82	0	51
5305000090	Oth than coconut, abaca, ramiertextile fibres	132.565	997.615	102.093	834.428
5306100000	Single flax yarn	0	65.140	0	205.291
5306200000	Multiple (folded)/cabled flax yarn	13	1.177	1.616	9.177
5307100000	Single yarn of jute/of oth textilebast fibres of heading 53.03.	55.217	277.208	60.480	277.063
5307200000	Multiple (folded)/cabled of jute/oth fibres bast fibres of heading 53.03.	519.999	7.401.570	426.273	5.359.733
5308100000	Coir yarn of ther textile bast fibres of5303	0	18.397	0	145.935
5308200000	True hemp yarn of other textile basfibres of head 5303	0	1.250	0	20.452
5308901000	Paper yarn	1.065	52.538	1.934	188.889
5308909000	Other paper yarn	14.081	231.412	41.125	339.333
5309110000	Unbleached/bleached woven fabricsof flax cont.>=85% of weight of flax	12.354	68.190	199.533	1.062.604
5309190000	Other woven fabrics of flax cont.>=85%of weight of flax	62.531	756.660	945.833	10.275.882
5309210000	Unbleached/bleached woven fabricsof flax cont.<85% of weight of flax	80	27.373	1.164	173.185
5309290000	Other woven fabrics of flax cont.<85%of weight of flax	59.778	344.770	850.181	4.252.735
5310100010	Unbleached plain woven fabrics of othertextile bast fibres of head 5303	66	494.183	2.245	541.609
5310100090	Bleached plain woven fabrics of othertextile bast fibres of head 5303	0	1.999	0	32.960
5310900000	Other woven fabrics of jute/of othrbast fibres of heading 53.03.	0	7.544	0	69.443
5311000000	Woven fabrics of oth vegetable textilefibres; woven fabrics of paper yarn.	44.246	309.123	170.589	1.611.733
5401100000	Sewing thread of man-made filmentof synthetic filaments	244.206	5.186.053	1.627.957	15.675.546
5401200000	Sewing thread of artificial flmntfor retail sale	24.789	123.209	98.213	472.740
5402110000	High tenacity yarn of nylon/otherspolyamide of aramids	73.798	504.906	373.309	5.202.994
5402190000	High tenacity yarn of nylon/otherspolyamide of oth aramids	449.434	4.806.322	1.755.449	19.321.823
5402200000	High tenacity yarn of polyesters	588.807	6.432.036	1.572.840	15.452.099
5402310000	Textured yarn of nylon/oth polyamidemesasuring single yarn <= 50 tex	229.105	1.983.473	1.899.732	16.543.504
5402320000	Textured yarn of nylon/other poly-amides, measuring single yarn <= 50 tex	62.371	683.397	134.408	1.687.276
5402330000	Textured yarn of polyesters	604.393	10.712.601	2.854.394	40.299.599
5402340000	Textured yarn of polypropylenesynthetic filament	64.420	328.146	155.548	625.648
5402390000	Other texture synthetic filament yarn	34.901	1.326.454	211.569	3.861.825
5402440000	Oth yarn, single, of elastomeric<=50 turns/m	263.523	2.863.924	2.060.560	20.853.130
5402450000	Oth yarn, single, oth, of nylonor oth polyamides, <=50 turns/m	152.742	2.874.221	601.780	9.503.394
5402460000	Oth yarn, single, oth,of polyesters,partially oriented, <=50 turns/m	347.267	5.051.034	703.459	7.776.077
5402470000	Oth yarn, single, of oth polyestersfor mdical/srgical use, <=50 turns/mtr	467.021	8.841.965	1.208.504	15.176.091
5402480000	Oth yarn, single, oth, ofpolypropylene, <=50 turns/m	140.142	802.929	141.195	813.019
5402490000	Oth yarn, single, oth thn, of elast,nylon,polyeste,polypropylene,<=50 trn/mt	210.611	2.116.194	1.267.074	10.133.499
5402510000	Oth yarn, single,twist,of nylon/oth polyamides, > 50 turns/m	23.631	146.681	76.062	324.942
5402520000	Oth yarn,single,twist, of polyester> 50 turns/mtr	11.463	544.901	29.248	1.082.995
5402590000	Oth yarn,single,twist,oth th of nylonor oth plyamide&polyester,>=50 trn/mtr	200	14.429	4.625	98.615
5402610000	Oth yarn of nylon/oth polyamides,multiple/cable	9.325	528.475	86.991	801.046
5402620000	Other yarn of polyester,multiple/cable	30.258	1.447.775	188.433	3.937.103
5402690000	Oth yarn,multiple/cable,oth thnof nylon/oth polyamides&polyester	56.467	914.749	126.604	2.195.721
5403100000	High tenacity yarn of viscose rayon	11.259	260.527	28.913	907.624
5403310000	Other single yarn of viscose rayon, untwisted/with a twist <120 turns/m	204.320	1.185.858	554.993	3.413.188
5403320000	Other single yarn of viscose rayon, withtwist exceeding 120 turns/m	2.042	25.453	16.392	100.542
5403330000	Other single yarn of cellulose acetate	0	33.484	0	314.156
5403390000	Other single yarn	129.190	1.092.030	380.981	4.030.553
5403410000	Other multiple (folded)/cable yarn ofyarn of viscose rayon	41.672	1.004.281	69.385	3.480.105
5403420000	Other multiple (folded)/cable yarn ofof cellulose acetate	104.039	1.183.054	554.137	5.733.486
5403490000	Other artificial filament yarn	10.364	135.950	60.782	1.053.421
5404110000	Synth monfilament of elastomeric>=67dctx,dim.<=1mm, width<=5mm	66.559	748.919	174.585	2.799.292
5404120000	Synth.monfilmnt oth,of plypropylene>=67dctx,dim.<=1mm, width<=5mm	4.076	100.060	9.285	354.567
5404190000	Synth.mnfilmt oth thn elast&plyrpln>=67dctx,dim.<=1mm, width<=5mm	74.066	1.194.313	311.197	7.273.951

I.3. IMPOR MENURUT KOMODITI / IMPORT BY HS COMMODITY
*****DESEMBER / DECEMBER 2009 *****

H S	Uraian Komoditi Commodity Description	Berat Bersih / Net Weight (Kg)		Nilai / Value C.I.F (US\$)	
		Bulan ini Current Month	Kumulatif Cum.Jan. to date	Bulan ini Current Month	Kumulatif Cum.Jan. to date
5404900000	Synthetics other than filamentsexceeds 1 mm, width <= 5 mm	89.207	1.333.673	94.734	3.022.958
5405000000	Artificial monofilament >=67 dec, nocross-sect,dim>=1mm,strip and the like	0	3.969	0	97.982
5406000000	Man-made flamnt yarn(oth thn sewingthread), put up for retail sale.	12.058	122.135	30.726	565.171
5407101100	Unbleached tyre woven fabrics & conveyor duck	247.766	1.074.843	1.628.059	7.216.604
5407101900	Other unbleached other than tyre wovenfabric & conveyor duck	27.100	796.298	201.844	7.215.814
5407109100	Tyre woven fabrics & conveyor duckof other woven fabrics of synthtcs flmnt	14.938	147.578	206.608	1.078.759
5407109900	Other woven fabrics of synthetics flmntobtained materials of head 54.04	19.582	259.867	278.335	2.761.730
5407200000	Woven fabric, bleached/no,obtained from strip/the like	119.520	1.862.456	1.091.568	13.085.276
5407300000	Fabrics specified in note 9 to section	1.470	59.765	56.450	773.012
5407411000	Woven nylon mesh fabric of untwistedweight >=85% of flmnt of nyln/polyamd	1.459	86.942	19.161	722.404
5407419000	Woven fabrics obtaind from high tencitymaterials of heading 54.04.	395.051	3.267.114	1.562.283	13.685.064
5407420000	Dyed woven fabrics weight>=85% offilament of nylon/polyamides	136.995	2.409.705	1.837.865	29.799.367
5407430000	Woven fabrics of yarn of diff colorsweight >=85% of flmnt of nyln/polyamd	773	7.865	10.063	150.761
5407440000	Printed woven fabrics weight>=85%of flmnt of nyln/polyamds	0	65.387	0	541.135
5407510000	Woven fabrics, bleachd/no,con.>=85% of txturd polyester flmnt	407.235	2.503.918	1.794.405	11.304.468
5407520000	Dyed woven fabrics cont.>=85% ofweight of textured polyester flmnt	494.812	8.000.217	4.306.318	64.319.986
5407530000	Oth woven fabrics of yarn of diff colorweight>=85% of tctrd polyester filament	37.334	554.997	220.547	2.986.416
5407540000	Printed woven fabrics cont.>=85%,weight>=85% of tctrd polyester filament	139.322	1.727.645	749.099	14.147.345
5407610000	Oth woven fabrics, cont >=85% of byweight of non textured polyester filamnt	1.004.591	14.985.989	5.678.479	87.644.477
5407690000	Oth bleached/unbleachedwoven fabricscont.>=85% of polyester polymnts	498.382	4.660.851	4.027.569	39.816.577
5407710000	Oth woven fabric,bleachd/no,con.>=85% of txturd polyester flmnt	77.735	499.884	522.641	3.024.296
5407720000	Dyed woven fabrics cont.>=85% ofweight of synthetics filament	24.395	1.207.947	230.250	9.084.364
5407730000	Oth woven fabrics of yarn of diff color>=85% weight of synthetic filaments	1.739	93.533	15.965	728.717
5407740000	Printed woven fabrics cont.>=85%,weight of synthetics filament	8.526	334.370	57.509	1.804.269
5407810000	Woven fabrics,bleachd/no,cont.<85% weight of synth flmnt with cotton	20.103	296.960	213.382	3.419.824
5407820000	Dyed woven fabrics cont.<85% ofweight of synth flmnt with cotton	38.452	616.658	240.457	4.446.365
5407830000	Oth woven fabrics of yarn of diff colorweight<85% of synth flmnt with cotton	889	86.631	6.826	433.799
5407840000	Printed woven fabrics cont.<85%,weight of synth flmnt with cotton	3.948	408.539	46.974	2.094.435
5407910000	Woven fabric,bleachd/no,obtaindother than synthetics/cotton filament	9.494	180.846	135.524	1.464.667
5407920000	Dyed woven fabrics obtained otherthan synthetics/cotton filaments	29.179	1.436.710	266.548	12.238.058
5407930000	Oth woven fabrics of yarn of diff colorother than synthetics/cotton filament	205	100.179	726	532.610
5407940000	Printed wiven fabrics obtained otherthan synthetics/cotton filaments	8.625	76.193	157.296	777.408
5408101000	Unbleached woven fabrics obtainedfrom high yarn of viscose rayon	11.697	41.603	83.391	367.393
5408109000	Bleached woven fabrics obtainedfrom high yarn of viscose rayon	67.125	850.598	633.692	3.771.961
5408210000	Woven fabrics, bleachd/no,cont.>=85%wght of artificial flmnts/strip	3	3.910	127	21.744
5408220000	Dyed woven fabrics cont.>=85%weight of artificial flmnts/strip	25.115	311.799	256.081	2.965.874
5408230000	Oth woven fabrics of yarn of diff color>=85%wght of artifcl flmnt/strip	0	5.591	0	44.454
5408240000	Printed woven fabrics cont.>=85%weight of artificial flmnts/strip of	8.196	139.926	114.353	1.236.642
5408310000	Woven fabrics,bleachd/no, obtaindof oth artificial flmnt/strip	1.600	15.829	10.000	101.533
5408320000	Dyed woven fabrics obtained of otherartificial flmnt/strip of the like	1.951	161.508	35.546	979.627
5408330000	Oth woven fabrics of yarn of diff colorobtnnd of oth artifcl flmnt/strip	0	30.328	0	134.778
5408340000	Printed woven fabrics obtained of otherartificial flmnt/strip of the like	158	27.723	483	210.220
5501100000	Synthetic filament tow of nylon/other polyamides	13.331	425.603	153.799	1.590.120
5501200000	Synthetic filament tow of polymers	26.645	224.874	72.211	666.834
5501300000	Synthetic filament tow of acrylic/modacrylic	2.153.003	37.365.805	4.841.158	72.699.074
5501400000	Synth. filament tow of polypropylene	0	8.750	0	27.125
5501900000	Other synthetic filament tow	35.803	345.151	90.549	1.543.995
5502000000	Artificial filament tow.artificial filament tow.	1.844.771	25.292.202	9.176.147	124.136.294
5503110000	Synthetic staple fibres of nylon/othrpolyamides of aramids	18.713	180.692	174.540	1.430.832
5503190000	Synthetic staple fibres of nylon/othrpolyamides oth thn aramids	1.184	107.345	8.546	520.054
5503200000	Synthetic staple fibres of polyesters	4.272.057	44.836.006	5.664.485	52.587.022
5503300000	Synthetic staple fibres of acrylic/modacrylic	2.960.527	27.053.140	6.710.787	57.453.195
5503400000	Synthetic staple fibres of poplypropylene	260.798	2.392.788	395.706	3.901.012
5503900010	Other synthetic staple fibres of polivinil alcohol	37.612	795.065	85.841	2.567.397
5503900090	Other synthetic staple fibres of otherthan polivinil alcohol	143.314	1.513.617	482.598	5.062.571
5504100000	Artfcl staple fibres of viscose rayon,carded/othwise procssed for spring	2.074.701	24.275.279	5.656.555	49.389.647
5504900000	Artfcl staple fibres of viscos rayonnot crded/othwise procs for spin	74.797	898.831	230.706	3.915.631
5505100000	Waste of man-made fibres ofsynthetic fibres	29.988	167.613	23.958	154.264
5505200000	Waste of man-made fibres ofartificial fibres	118	103.667	1.156	104.196
5506100000	Synth staple fibres of nylon/oth polyamides crded,comb othwse procs for sprng	16.242	163.684	126.643	1.725.450
5506200000	Synth staple fibres of polyester crded,combed othwse proces for spinning	73.544	1.436.077	164.412	2.681.422
5506300000	Synth staple fibres of arcylic/moda-crylic combed othwse proces for spinning	71.600	631.342	138.176	1.633.202
5506900000	Oth synth staple fibres, carded, combbothwise processed for spinning.	1.978	249.189	8.525	414.435
5507000000	Artificial staple fibres, carded, combbothwise processed for spinning	1.368	40.738	41.459	584.335
5508100000	Sewing thread of man-made staplefibre of synthetic staple fibres for rta	654.455	3.349.569	1.772.270	12.914.438
5508200000	Sewing thread of man-made staplefibre of artficial staple fibres for reta	16.559	119.038	128.230	1.940.065
5509110000	Single yarn cont >=85% by weight ofstaple fibres of nylon/oth polyamides	5.278	7.729	67.361	134.273
5509120000	Multiple/cabled yarn cont=>85% bywght of staple fibre of nylon/oth poly	483	23.845	1.116	36.185
5509210000	Single yarn cont >=85% by weight ofpolyester staple fibres	181.064	1.247.682	339.676	2.317.543
5509220000	Multiple (folded)/cabled yarn cont.>=85% of polyester staple fibres	155.959	1.811.080	418.267	4.553.322
5509310000	Single yarn cont >=85% by weight ofacrylic/modacrylic staple fibres	88	123.138	198	306.307
5509320000	Multiple/cabled yarn cont=>85% byweight of acrylic/modacrylic staple fbrs	110	118.279	248	519.587

I.3. IMPOR MENURUT KOMODITI / IMPORT BY HS COMMODITY
*****DESEMBER / DECEMBER 2009 *****

H S	Uraian Komoditi Commodity Description	Berat Bersih / Net Weight (Kg)		Nilai / Value C.I.F (US\$)	
		Bulan ini Current Month	Kumulatif Cum.Jan. to date	Bulan ini Current Month	Kumulatif Cum.Jan. to date
5509410000	Single yarn cont >=85% by weight of synthetic staple fibres	287	8.548	607	45.445
5509420000	Multiple (folded)/cabled yarn cont.>=85% of synthetic staple fibres	120	35.122	1.958	420.958
5509510000	Oth yarn of polyester staple fibres mixed mainly with artificial staple fbrs	0	400.771	0	1.006.680
5509520000	Oth yarn of polyester staple fibres mixed wool/animal hair	0	5.912	0	56.033
5509530000	Oth yarn of polyester staple fibres with cotton	62.574	496.216	100.588	1.472.358
5509590000	Oth yarn of polyester staple fibres other than mixed mainly	27	36.452	119	93.985
5509610000	Oth yarn of acrylic/modacrylic staple fibre mixed with wool/animal hair	0	2.752	0	50.551
5509620000	Oth yarn of acrylic/modacrylic staple fibre mixed with cotton	0	10.268	0	59.090
5509690000	Oth yarn of acrylic/modacrylic staple fibre other than cotton & animal hair	0	135.472	0	841.025
5509910000	Other yarn mixed mainly or solely with wool/animal fine hair	0	928	0	10.501
5509920000	Other yarn mixed mainly/solely with cotton	0	4.524	0	57.535
5509990000	Other yarn of synthetic staple fibres other than mix with animal hair & cotton	25.455	269.841	93.301	965.862
5510110000	Single yarn cont >=85% by weight of artificial staple fibres	60.353	1.932.163	198.021	5.362.818
5510120000	Multiple/cabled yarn cont.>=85% by weight/artificial staple fibres	0	275	0	3.055
5510200000	Oth yarn, mixed mainly/solely with cont>=85% of weight of artificial stpl fbr	0	4.844	0	40.529
5510300000	Other yarn, mixed mainly/solely cont>=85% of weight of cotton	15.043	82.905	196.752	1.233.247
5510900000	Other yarn of artificial staple fibres cont>=85% of weight of cotton	14.362	199.038	75.636	1.181.742
5511100000	Yarn of synthetic staple fibres, cont.>=85% weight of such fibres	17.527	305.011	166.709	1.644.072
5511200000	Yarn of synthetic staple fibres, cont.<85% weight of such fibres	79	3.402	1.065	64.088
5511300000	Yarn of artificial staple fibres put up for retail sale	1.525	40.501	56.242	512.311
5512110000	Woven fabrics of synthetic staple fibre cont>=85% weight of polyester staple fbr	116.577	788.226	394.741	3.425.630
5512190000	Woven fabrics of synth staple fbr cont>=85% wght, other than polyester staple fbr	210.294	2.194.318	1.137.875	12.302.190
5512210000	Woven fabrics of synthetic staple fibre cont>=85% weight of acrylic/mdcrylic	4.492	9.881	21.399	122.273
5512290000	Woven fabrics of synth staple fbr cont>=85% wght of other than acrylic/mdcrylic	38.457	381.713	392.407	4.028.339
5512910000	Oth woven fabrics of synth stple fibre cont>=85% weight of acrylic/mdcrylic	9.114	50.423	109.938	596.085
5512990000	Oth woven fabrics cont>=85% of weight of acrylic/modacrylic staple fibres	8.995	144.107	130.826	2.138.452
5513110000	Woven fabrics of polyester staple fibres plain weave <=85% mix w/cotton <170g/m	200.859	1.359.530	952.950	7.042.405
5513120000	3-thread /4-thread twill, incl twill polyester staple fibres <=85% w/cotton	64.672	315.715	540.818	2.521.863
5513130000	Oth woven fabrics of polyester staple fibre <=85% mixed wght <170 g/m of cotton fbr	371	98.995	5.779	883.988
5513190000	Oth woven fabrics <85% mixed cotton weight <170 g/m of cotton	55.527	395.550	324.988	2.327.673
5513210000	Dyed woven fabrics of polyester staple fibres, plain weave <85% of such fibres	117.113	1.486.016	533.702	8.558.001
5513230000	Oth dyed woven fabrics of polyester staple fibres <85%, cotton <170 g/m	66.959	351.383	288.711	1.898.068
5513290000	Oth woven fabrics <85% such fibres, mixed cotton <170 g/m	29.389	281.927	377.028	2.722.816
5513310000	Wvn fabrics of yarn of diff color of polyester staple fibres, plain weave <85% fbrs	43.059	494.910	252.015	1.563.380
5513390000	Oth woven fabrics <85% of such fibres weight <170 g/m of cotton	4.571	460.947	72.079	4.233.508
5513410000	Printed polyester staple fibres, plain weave <85% of fbr, cotton <170 g/m	557.045	6.294.445	707.524	7.898.743
5513490000	Other woven fabrics <85% of fibres weight <170 g/m of cotton	111.187	1.463.096	418.018	5.631.160
5514110000	Woven fabrics of polyester staple fibres plain weave <=85%, cotton >170g/m	12.294	44.816	102.795	391.607
5514120000	Bleached or no, 3 or 4-thread twill, polyester staple fibres <85%, cotton >170g/m ²	0	37.909	0	400.427
5514190000	Other woven fabrics <85% of fibres mixed weight >170g/m of cotton	67.682	2.566.264	285.446	10.839.539
5514210000	Dyed polyester staple fibres, plain weave staple fibres <85%, cotton >170 g/m, dyed	31.474	60.271	157.698	297.825
5514220000	Dyed, 3 or 4-thread twill, incl twill polyester staple fibres <85%, cotton >170g/m ²	22.690	140.112	149.716	820.392
5514230000	Oth dyed woven fabrics of polyester staple fibre <85%, cotton >170 g/m, dyed	2.748	130.708	15.453	440.441
5514290000	Other woven fabrics <85% of fibres mixed weight >170g/m of cotton, dyed	16.428	326.985	190.228	2.486.914
5514300000	Woven fabrics of synth staple fibre <85%, cotton >170 g/m, diff color	16.079	139.626	91.374	646.746
5514410000	Printed polyester staple fibres, plain weave <85% of fbr, cotton >170 g/m	0	60.537	0	360.199
5514420000	Prnt 3-thread/4-thread twill, incl twill polyester staple fibre <85%, cotton >170g/m	0	271.607	0	1.457.615
5514430000	Oth printed woven fabrics of polyester staple fibre <85%, cotton >170 g/m	0	37.786	0	241.448
5514490000	Other printed woven fabrics <85% such fibres, weight >170 g/m of cotton	17.928	762.870	146.205	4.093.388
5515110000	Oth woven fabrics of synth stple fbrs of polyester staple fibre mixed w/viscose rayon	293.692	2.444.559	2.967.698	24.207.907
5515120000	Oth woven fabrics of synth stple fbrs of polyester staple fibre mixed w/m-made filmnt	44.789	285.016	18.088	1.274.636
5515130000	Oth woven fabrics of synth stple fbrs of polyester staple fibre mix w/wool/animal hair	21.447	190.191	165.943	2.246.607
5515190000	Other woven fabrics of synth stple fbr of other polyester staple fibres	109.135	867.179	1.131.595	7.784.364
5515210000	Oth wvn fbrs of acrylic/modacrylic mixed/solely with man-made filament	168	22.046	1.425	245.217
5515220000	Oth wvn fbrs of acrylic/modacrylic mixed/solely w/wool/fine animal hair	0	3.025	0	29.420
5515290000	Oth wvn fbrs of acrylic/modacrylic mix w/other than man-made filament/wool	22.313	127.039	157.912	911.115
5515910000	Oth woven fabrics mixed mainly/solely man-made filaments	19.144	29.886	228.070	354.583
5515990000	Oth woven fabrics mixed mainly/solely with other than man-made filament/wool	36.922	234.239	277.499	2.041.754
5516110000	Unbleached/bleached woven fabrics of artificial staple fibre; weight >=85%	2.859	32.557	20.962	207.491
5516120000	Dyed fabrics of artificial staple fibre; weight >=85% of artificial staple fibres	31.348	222.548	235.112	1.375.651
5516130000	Woven fabrics of yarns of diff color; weight >=85% of artificial staple fibres	3.008	11.869	41.864	136.882
5516140000	Printed woven fabrics of yarns of diff color; weight >=85% of artificial staple fibre	34.912	159.429	291.574	1.370.415
5516210000	Unbleached woven fabrics of artificial staple fibre mix m-m-f; weight <85%	2.139	10.720	34.921	140.303
5516220000	Dyed woven fabrics of artificial staple fibre mix m-m-f; weight <85%	52.181	270.653	391.881	3.142.956
5516230000	Woven fabrics of yarn of diff color artificial staple fibre; weight <85%	1.555	26.625	18.933	259.816
5516240000	Printed woven fabrics of artificial staple fibre mixed with m-m-f; weight <85%	11.553	28.347	151.628	320.482
5516320000	Dyed woven fabrics of artificial staple fibre mixed with wool; weight <85%	0	46.835	0	457.137
5516340000	Printed woven fabrics of staple fibre mixed with wool; weight <85%	0	3	0	71
5516410000	Unbleached woven fabrics of artificial staple fibre mixed cotton; weight <85%	0	1.320	0	12.992
5516420000	Dyed woven fabrics of artificial staple fibre mixed with cotton; weight <85%	0	20.255	0	212.603
5516430000	Woven fabrics of yarn of diff color mixed with cotton; weight <85%	5.459	87.761	24.737	494.053
5516440000	Printed woven fabrics of artificial staple fibre mixed with cotton; weight <85%	0	36.307	0	180.672

I.3. IMPOR MENURUT KOMODITI / IMPORT BY HS COMMODITY
*****DESEMBER / DECEMBER 2009 *****

H S	Uraian Komoditi Commodity Description	Berat Bersih / Net Weight (Kg)		Nilai / Value C.I.F (US\$)	
		Bulan ini Current Month	Kumulatif Cum.Jan. to date	Bulan ini Current Month	Kumulatif Cum.Jan. to date
5516910000	Other un/bleached woven fabrics of staple fibre mixed w/cotton;weight<85%	0	9.860	0	58.145
5516920000	Other dyed woven fabrics of artificial staple fibre mixed cotton;weight<85%	3.048	63.804	46.441	609.736
5516930000	Oth woven fabric of yarn of diff colors staple fibre mixed cotton;weight<85%	0	29.364	0	231.573
5516940000	Other printed woven fabrics of artificial staple fibre mixed cotton;weight<85%	108	41.025	1.014	415.285
5601100000	Sanitary towels & tampons, napkins liners for baby&similar sanitary article	1.743	59.046	8.603	161.797
5601210000	Wadding & its articles of man-made fibres	366	10.746	8.584	145.047
5601221000	Wrapped cigarette tow of man-made fibres	5.058	9.391	14.326	50.755
5601229000	Other wrapped cigarette tow of man-made fibres	9.083	68.373	74.550	518.233
5601290000	Wrapped cigarette tow of other than man-made fibres	39.908	470.838	35.828	1.554.587
5601301000	Polyamide fibre flock of wadding material not exceeding 5 length.	3.597	73.671	14.113	309.199
5601309000	Textile flock & dust mill neps other than polyamide fibre flock;<=5 flock	0	38.164	0	359.833
5602100000	Needleloom felt & stitch-bonded fibre covered/laminated.	60.668	1.146.626	184.303	7.042.111
5602210000	Oth felt of wool/fine animal hair, not impregnated, coated, covered	0	4.297	0	101.941
5602290000	Oth felt of oth textile materials, not impregnated, coated, covered	1.853	36.821	49.986	616.705
5602900000	Felt, oth thn needleloom&oth felt not impregnated, coated, covered	25.951	185.697	105.646	808.019
5603110000	Non woven of man-made filament, not impregnated, covered/laminated; wght<=25g/m	438.095	4.877.017	1.211.400	15.876.572
5603120000	Non woven of m-m-f, not impregnated, covered/laminated; 25g/m<weight<70g/m	428.804	2.640.930	1.894.084	11.998.756
5603130000	Non woven of m-m-f, not impregnated, covered/laminated; 70g/m<weight<150g/m	298.854	2.060.450	1.023.495	7.399.762
5603140000	Non woven of m-m-f, not impregnated, covered/laminated; weight>150g/m	281.869	3.451.786	1.325.674	19.997.832
5603910000	Non woven of other, weight<=25g/m2	335.857	4.391.656	814.054	9.948.267
5603920000	Non woven of other 25g/m2 < weighing =<70g/m2	159.441	2.191.371	578.278	7.511.889
5603930000	Non woven of other 70g/m2 < weighing =<150g/m2	8.489	251.678	109.341	1.478.617
5603940000	Non woven of other, weight<=150g/m2	154.455	2.760.778	826.898	15.386.417
5604100000	Rubber thread & cord, textile covered and the like head 5404/5405	154.265	966.771	446.074	4.264.027
5604900000	Oth thn rubber thread&cord, textile covered&the like head 5404/5405	15.049	1.356.267	135.051	2.978.698
5605000000	Metallised yarn, whether/not gimped, metallised yarn, whether/not gimped,	8.900	161.628	102.477	848.006
5606000000	Gimped yarn, strip & the like of head gimped yarn, & strip & the like of head	21.708	1.137.069	51.938	2.495.267
5607210000	Binder/baler twine of sisal/oth textile fibres of genus agave	1.380	127.776	8.988	378.136
5607290000	Oth binder/baler twine of sisal/oth textile fibres of genus agave	75.502	762.947	97.003	1.650.671
5607410000	Binder/baler twine of polyethylene/polypropylene	202	39.285	2.048	255.563
5607490000	Gimp yarn, oth thn binder/balertwine, of polyethyln/polypropyl	646.824	6.837.196	955.635	8.640.714
5607501000	V-belt cord of man-made fibres treated resorcinol formaldehyde>=10000 dec	37.301	222.105	249.733	2.021.944
5607509000	V-belt cord of oth synth fbrs treated measuring more than 10,000 decitex	40.054	893.376	196.714	3.095.056
5607901000	Other gimped yarn, of artificial fibres, like of heading 5404/5405	3.859	123.610	43.913	1.131.170
5607902000	Other gimped yarn, of abaca/oth hard fibres, like of heading 5404/5405	823	11.371	5.007	150.100
5607909000	Other gimped yarn, oth thn of abaca and artificial fibres	91.230	1.105.856	153.681	2.059.421
5608110000	Made up fishing net of man-made textile materials	412.660	3.133.627	475.771	4.285.495
5608192000	Net bags of man-made textile material	12.305	182.821	38.463	672.262
5608199000	Knotted of twine, oth than man-made textile material, fishg net&net bags	43.373	249.793	136.365	845.768
5608900000	Other knotted of twine, cordage/ropemade up fishg net and oth	110.711	926.734	169.324	2.406.450
5609000000	Articles of yarn, strip/the like of head 5404/5405, twine, cordage, rope/cable	63.353	1.080.222	283.998	3.329.759
5701100000	Articles of yarn, like of head. 5404/5405, of wool/fine animal hair	65	12.567	790	135.167
5701901000	Articles of yarn, like of head. 5404/5405, of cotton, oth text.matr.	0	4.615	0	48.653
5701909000	Articles of yarn, like of head. 5404/5405, oth than cotton, oth text.matr.	9.616	27.002	8.513	30.409
5702100000	Kelem, schumacks, karamanie&smalar hand-woven rugs, not tufted/flocked	0	682	0	12.010
5702200000	Floor covering of coconut fibres (coir) not tufted/flocked	1.736	67.024	1.312	71.181
5702310000	Floor cov of pile construct of wool/fine animal hair, not made up, not tufted/floc	0	7.388	0	100.504
5702320000	Floor cov of pile construct of man-made textile material, not made up, not tufted/flocked	14.295	170.520	19.645	285.421
5702391000	Floor cov of pile construct of cotton not made up, not tufted/flocked	3.168	24.546	13.136	122.391
5702399000	Floor cov of pile construct of other textile materials, not made up, not tufted	735	35.678	3.595	155.170
5702420000	Oth floor cov. of pile construct made up, of man-made textile matrls	233.107	2.127.499	433.040	3.829.172
5702491000	Oth floor cov. of pile construct made up, of cotton, oth textile matrls	0	96.695	0	56.244
5702492000	Oth floor cov. of pile construct made up, of jute fibres, oth textile matrls	0	431	0	1.545
5702499000	Oth floor cov. of pile construct made up, oth thn cotton&jute, oth textile matrls	0	4.040	0	5.549
5702920000	Oth floor cov. not of pile construct, made up, of man-made textile matrls	2.650	111.435	9.484	129.410
5702991000	Oth flr cov. not of pile construct, made up of cotton, oth textile matrls	0	800	0	1.830
5703100000	Carpet&oth txtl flr cov., tufted, whthr/not made up, of wool/fine anim.hair	170	2.552	9.681	54.905
5703200000	Carpet&oth txtl flr cov., tufted, whthr/not made up, of nylon/oth plyamid	86.308	882.431	162.806	2.316.462
5703300000	Carpet&oth txtl flr cov., tufted, whthr/not made up, of oth man-md-txtl mtrls	269.234	2.239.512	912.076	6.405.880
5703901000	Carpet&oth txtl flr cov., tufted, whthr/not made up, of cotton, oth textile matrls	0	46.076	0	139.719
5703902000	Carpet&oth txtl flr cov., tufted, whthr/not made up, of jute fbrs, oth txtl mtrls	0	6.070	0	23.524
5703909000	Carpet&oth txtl flr cov., tufted, whthr/nt md up, not ctn&jute fbr, oth txtl mtrl	484	17.411	7.059	158.539
5704100000	Tiles, having a surface <=0,3m, felt, not tufted/flocked, made up/not	18	241	4.080	10.237
5704900000	Tiles, having a surface >0,3m, felt, not tufted/flocked, made up/not	337.078	2.037.603	437.453	2.892.293
5705100000	Oth carpet&oth txtl flr cov., whthr/not made, of cotton	0	34.665	0	50.162
5705200000	Oth carpet&oth txtl flr cov., whthr/not made, of jute fibres	0	39	0	1.940
5705900000	Oth carpet&oth txtl flr cov., whthr/not made, oth thn cotton&fibres	224.880	1.637.168	275.347	2.300.215
5801100010	Woven pile&chenille fbr, of wool/fine animals hairs, melton cloth (tennis)	11.333	99.482	133.136	1.130.748
5801100090	Woven pile&chenille fbr, of wool/fine animal hairs, oth melton cloth (tennis)	0	8.779	0	63.348
5801210000	Uncut weft pile fabrics of cotton other than fabrics of head 5802/5806	2.315	22.570	18.726	239.241
5801220000	Cut corduroy of cotton oth than fabric of head 5802/5806	6.970	832.756	57.934	5.899.190
5801230000	Oth weft pile fabrics of cotton oth thn fabrics of head 5802/5806	1.156	25.787	11.266	168.426

I.3. IMPOR MENURUT KOMODITI / IMPORT BY HS COMMODITY
*****DESEMBER / DECEMBER 2009 *****

H S	Uraian Komoditi Commodity Description	Berat Bersih / Net Weight (Kg)		Nilai / Value C.I.F (US\$)	
		Bulan ini Current Month	Kumulatif Cum.Jan. to date	Bulan ini Current Month	Kumulatif Cum.Jan. to date
5801240000	Warp pile fabrics, epingle(uncut) of cotton othr than fabrics of head 5802/06	0	2.384	0	19.051
5801250000	Warp pile fabrics of cotton, cut, otherthan fabrics of head 5802/5806	700	66.884	3.796	453.210
5801260000	Chenille fabrics of cotton other thanfabrics of head 5802/5806	0	8.727	0	56.734
5801310000	Uncut weft pile fbrcs of man-made fbrsother than fabrics of head 5802/5806	0	29.537	0	129.180
5801320000	Cut corduroy of man-made fibres otherthan fabrics of head 5802/5806	27	62.488	229	407.342
5801330000	Oth weft pile fabrics of man-made fbrsother than fabrics of head 5802/5806	0	43.292	0	347.701
5801340000	Warp pile fbrcs, epingle(uncut) of man-made fbrs othr thn fabrc of head 5802/06	0	1.344	0	9.085
5801350000	Warp pile fabrics of man-made fbrs,cut,other than fabrics of head 5802/5806	10.221	103.432	82.980	816.346
5801360000	Chenille fabrics of man-made fribsother than fabrics of head 5802/5806	423	111.395	3.220	274.009
5801901000	Othr carpet & text floor covrng of silkthan fabrics of head 5802/5806	232	7.982	2.250	61.461
5801909000	Othr carpet & text floor covrng of oththan silk/fabrics of head 5802/5806	23.380	308.960	307.071	1.968.347
5802110000	Unbleachd terry towelling&smlar wovenfabrcs of cotton othr than head 5806	24	48.958	619	219.937
5802190000	Bleachd terry towelling&smlar wovenfabrcs of cotton othr than head 5806	4.348	134.980	44.020	813.388
5802200000	Terry towelling & imilar ofotr textilemat fabrcs of cotton othr than head 5806	16.427	389.755	38.946	2.079.318
5802300000	Tufted textile fabrics of cotton otherthan fabrics of head 5806	0	335.442	0	1.747.558
5803001000	Gauze, oth thn narrow fbrcs of heading58.06, of cotton	844	215.432	9.857	2.329.387
5803009000	Gauze, oth thn narrow fbrcs of heading58.06, oth thn cotton	302	92.595	24.574	1.005.458
5804101000	Tulles & other net fabrics of silk,notincl woven fabrics of head 6002 to 6006	4.635	37.038	42.529	529.595
5804102000	Tulles & other net fbrcs of cotton,notincl woven fabrics of head 6002 to 6006	14.096	18.261	113.390	188.672
5804109000	Tulles&oth net fbrc oth than silk/cottoninc woven fabrics of head 6002 to 6006	27.467	319.498	285.627	2.412.316
5804210000	Mechanically made lace of man-made fbrsexcl fabrics of head 6002 to 6004	33.077	388.048	757.998	10.699.801
5804290000	Mechanically made lace of oth textilemat. excl fabrics of head 6002 to 6004	22.953	364.644	567.927	11.370.064
5804300000	Mechanically hand-made lace excl.fabricof head 6002 to 6004	9.219	471.571	88.581	1.612.163
5805001000	Hand-woven tapestries of cotton, whetheror not made up	2.812	8.066	80.351	157.928
5805009000	Hand-woven tapestries of other thancotton, whether/not made up	629	33.392	14.189	69.653
5806101000	Woven pile fabrics of silk other thangoods of head 5807	1.365	116.145	18.513	1.399.239
5806102000	Woven pile fabrics of cotton otherthan goods of head 5807	4.628	46.387	93.640	555.534
5806109000	Woven pile fabrics of other than silk/cotton other than goods of head 5807	6.054	105.881	59.138	1.133.632
5806200000	Oth woven fabrics;weight>=5% of elasto-meric yarn/thread	78.837	1.185.510	1.102.386	19.641.193
5806311000	Narrow woven fabrics of cotton for mfgof inkd ribbon oth thn goods of head 580	992	21.015	15.899	466.111
5806312000	Backing for electrical insulating paperother than good of head 5807	1.571	7.784	44.271	168.428
5806313000	Slide fastener ribbons;width<=12mmother than good of head 5807	2.589	190.734	18.548	1.067.541
5806314000	Webbings used in covering piping, polesand the like but goods of head 5807	9.985	71.584	87.956	581.102
5806319000	Other woven fabrics excluding goods ofhead 5807	8.427	118.599	176.502	2.695.431
5806321000	Narrow woven fabrics of man-made fibresfor seat belt webb excl goods of head 58	40.966	672.720	440.842	6.208.235
5806322000	Slide fastener ribbon;width<=12mm of mfor seat belt webb excl goods of head 58	4.760	27.003	102.639	443.309
5806323000	Webbings used in covering piping, poles,other than good of head 5807	3.651	20.663	1.631	67.564
5806329000	Woven fbrcs of oth than cotton/man-madefbr other than goods of head 5807	153.864	1.760.418	1.232.437	12.747.222
5806391000	Woven fabrics of silk other than goods of head 5807	1.554	12.747	20.505	175.574
5806399010	Woven fabrc for covering,piping, poles,other than goods of head 5807	5.996	32.516	52.789	343.981
5806399020	Narrow woven fabrics for mfg of ribbonstypewritr, not ink oth than good of head	3.108	26.591	57.945	254.820
5806399030	Narrow fabrics used for slide fastener;width<=12mm	0	1.622	0	18.688
5806399090	Narrow fabrics used for slide fastener;width>12mm	15.906	125.677	125.618	1.495.608
5806400000	Fabrics consist of warp without assbldby means of an adhesive	550	6.479	9.451	88.406
5807100000	Labels,badges, similar mat of woven,inpiece,strip,shape/size,not embroidere	173.145	2.270.509	2.729.478	35.781.859
5807900010	Labels,badges, similar mat of non wovenfbr in piece,strip,shape/size,not emb	27.750	409.771	332.235	4.479.824
5807900090	Labels,badges, similar mat of oth wovenfbr in piece,strip,shape/size,not emb	41.292	463.086	411.506	5.030.205
5808101000	Braid in the piece combined with rubberthreads, without embroidery, not knit/cr	2.757	184.097	60.937	2.814.575
5808109000	Braids not in the piece combined withthreads, without embroidery, not knit/cr	757	34.210	22.857	902.158
5808901000	Oth braids combined with rubber threadswithout embroidery, not knittd/crocheted	23.979	415.868	257.581	3.679.514
5808909000	Oth braid combined with oth than rubberthreads, without embroidery, not knit/cr	53.174	233.270	67.276	917.303
5809000000	Woven fabrics of metal thread & wovenfabrics of metallised yarn of head 5605	0	44.106	0	382.114
5810100000	Embroidery without visible ground,in piein strip motifs	55	9.110	536	162.229
5810910000	Embroidery of cotton, without visiblegorund in piece,in strip motifs	19.378	572.443	195.244	8.789.427
5810920000	Embroidery of man-made fibres, withoutvisible goround,in piece,in strip motifs	8.025	768.139	40.421	6.801.518
5810990000	Embroidery of other textile material,visible goround,in piece,in strip motifs	91.268	1.266.333	1.045.156	12.205.980
5811000000	Quilted textile prods in the piece,with mat aseembld othr than embrdry of 5	6.352	95.968	64.396	912.064
5901100000	Textile fabrics coated w/gum/amylaceused for covers books and the like	81	84.598	5.005	557.005
5901901000	Textile fabrics coated w/gum/amylacefor tracing cloth	617	48.851	3.211	273.325
5901902000	Textile fabrics coated w/gum/amylaceprepared painting canvas	1.624	29.375	10.663	150.434
5901909000	Textile fabrics coated w/gum/amylacefor other than tracing cloth/paintg c	25.386	162.509	149.483	666.990
5902101000	Chafer canvas type of nylon/oth poly-amides, high tenacity, rubberised	33.390	334.705	259.606	2.306.764
5902109000	Chafer canvas type of nylon/oth poly-amides, high tenacity, not rubberised	1.746.387	9.943.137	6.885.803	39.366.847
5902202000	Chafer canvas type of polyester, highnylon, tenacity, rubberised	5.465	40.143	62.437	266.117
5902209000	Chafer canvas type of polyester, highnylon, tenacity, not rubberised	423.141	4.388.951	1.638.782	17.345.809
5902900000	Tyre cord fabric of high tenacity yarn,oth thn nylh/oth polymd&polyst	0	143.220	0	352.629
5903100000	Textile fabrics impregnat,coat,coverwith polyvinyl chloride	1.391.834	18.930.769	1.562.574	22.378.862
5903200000	Textile fabrics impregnat,coat,coverwith polyurethane	573.123	6.288.288	4.702.030	54.847.055
5903901000	Impregnated textile fbrcs of nylon cancoated with plastics oth than of head 59	58.431	602.697	446.045	4.811.835
5903909000	Oth imprgntd text fbrc of oth than nyloncanvas coated w/plastic oth thn of head	328.979	2.740.488	2.590.078	21.511.983
5904100000	Linoleum, cut to shape/not,coatingapplied on textile backing	38.847	55.666	54.850	126.730
5904900000	Oth linoleum, cut to shape/not,coating applied on textile backing	268	8.368	5.990	62.503

I.3. IMPOR MENURUT KOMODITI / IMPORT BY HS COMMODITY
*****DESEMBER / DECEMBER 2009 *****

H S	Uraian Komoditi Commodity Description	Berat Bersih / Net Weight (Kg)		Nilai / Value C.I.F (US\$)	
		Bulan ini Current Month	Kumulatif Cum.Jan. to date	Bulan ini Current Month	Kumulatif Cum.Jan. to date
5905000000	Textile wall coverings.textile wall coverings.	0	30.409	0	50.842
5906100000	Adhesive tape;width<=20cm, oth than ofheading 5902	25.096	270.406	380.482	2.840.609
5906910000	Knitted/crocheted linoleum, whetherof not to shape	23.923	546.777	171.214	2.808.995
5906991000	Linoleum for hospital rubber sheeting,whether/not cut to shape.	2.234	4.962	17.244	52.021
5906999000	Linoleum not for hospital rbr sheetinwhether/not cut to shape.	80.789	786.694	377.863	4.298.874
5907001000	Fabrics impregnated,coated/covered oilof oil-based preparation	232	10.370	4.661	318.911
5907003000	Textile fbrcs impregnated, coated/covrwith fire resistant chemical	474	659	2.072	3.851
5907004000	Fabrics imprgntd,coated/covered flockvelvet, the entire surface of textile fl	3	112.921	192	653.571
5907006000	Fabrics impregnated,coated/covered othematerials	115.054	647.474	176.517	1.119.343
5907009000	Othe textile fabrics not impregnated,covered with othe materials	17.711	71.370	115.520	798.369
5908001000	Wick; incandescent gas mantleswhether/not impregnated	5.992	48.265	7.940	171.206
5908009000	Textile oth than wick; incandescent gasmantles, whether/not impregnated	0	7.792	0	68.676
5909001000	Fire hoses and similar textile tubing	30.089	390.870	195.209	1.680.457
5909009000	Othe textile hosepipng & similartextile tubing	13.722	436.004	43.706	1.019.904
5910000000	Transmsn/convyr belts/belting,of textl matr, whether/not impregnated,	29.034	300.999	474.601	3.145.410
5911100000	Textile fabrics, felt&felt-lined wovencoated with rubber,leather/oth materi	28.593	797.516	375.316	10.880.736
5911200000	Bolting cloth, whether/not made up	11.538	101.701	91.443	1.191.695
5911310000	Textile fabrics&felts;weight< 650 g/m,in making/similar machinenery	2.428	122.619	251.046	8.735.250
5911320000	Textile fabrics&felts;weight>= 650 g/m,in making/similar machinenery	46.235	561.888	2.297.805	30.820.887
5911400000	Straining cloth of a kind used in oilor the like incl that of hair	0	12.421	0	141.878
5911901000	Textile packings & gaskets used inmaking/similar machinery	26.077	104.415	96.105	617.698
5911909000	Othe than textile packings & gasketsused in making/similar machinery	80.007	1.201.496	620.696	11.768.424
6001101000	Unbleached long pile, knitted/crocheted,mercerised	5.796	94.908	30.309	641.286
6001109000	Bleached long pile, knitted/crocheted,not mercerised	3.728	156.453	32.464	1.368.437
6001210000	Looped pile fabrics of cotton,knitted/crocheted	4.214	276.804	46.385	1.875.881
6001220000	Looped pile fabric of man made fibre,knitted/crocheted	12.786	321.494	103.017	2.593.729
6001290000	Looped pile fabric of oth textls matrsl,knitted/crocheted	5.636	125.665	68.770	896.090
6001910000	Oth pile fabrics, of cotton,knitted/crocheted	14.034	498.291	89.939	2.979.524
6001921000	Oth pile fabrics, of man made fibres,unbleached	22.866	687.508	206.723	4.023.357
6001929000	Oth pile fabrics, of man made fibres,othe than unbleached	134.155	1.285.139	924.711	7.205.504
6001991000	Unbleached fabrics of othe textilematerials,not mercerised	2.485	68.356	18.577	559.559
6001999000	Bleached fabrics of othe textilematerials,not mercerised	11.507	328.121	97.807	2.172.821
6002400000	Knit/croch fbrcs;weight>5% of elastomeyarn,no rubber thread, oth than of head	170.609	3.156.699	1.371.449	25.237.909
6002900000	Knit/croch fbrcs;weight<5% of elastomeyarn,no rubber thread, oth than of head	1.549.094	14.025.876	11.166.329	113.847.846
6003100000	Knit/croch fbrcs of wool/fine annalhair, width<=30cm oth than 6001/6002	131	22.521	1.188	165.907
6003200000	Knit/crocheted fabrics of cottonwidth<=30cm oth than 60.01/60.02	12.011	309.136	348.913	1.965.970
6003300000	Knit/crocheted fabrics of syntheticfibr, width<=30cm oth than 6001/6002	16.063	310.577	192.192	2.772.422
6003400000	Knit/crocheted fabrics of artificialwidth<=30cm oth than 60.01/60.02	157	10.614	1.241	150.546
6003900000	Othr knit/croc fabrics, width<=30cmoth than 60.01/60.02	14.328	297.630	96.858	2.000.837
6004101000	Knitted swimwear fabric;weight 80%synth yarn; 20% elastic yarn	572.826	5.196.168	4.421.828	42.881.382
6004109000	Knitt/crochet fabr, width<=30cmcon.>20%, oth thn of heading 6001	1.189.203	7.983.236	6.284.875	53.163.747
6004900000	Othe knitted/crocheted fabrics; width<=30cm othe than of heading 6001	108.631	1.238.981	1.002.206	12.491.248
6005210000	Warp knit fabrics of cotton othe thanof heading 60.01-60.04	22.391	252.258	168.141	1.870.195
6005220000	Dyed warp knit fabrics of cotton othe than of heading 60.01-60.04	77.806	345.053	448.387	2.510.799
6005230000	Warp knit fabrics of yarn of diff coloroth than of heading 60.01-60.04.	82.122	361.651	609.479	2.870.823
6005240000	Printed warp knit fabrics of cotton othan of heading 60.01-60.04	20.879	574.281	178.832	4.336.198
6005311000	Wrp knit fbrc,of synthtc,bleach/no,swimwer,of polyester&polybutylene	8.927	152.144	133.234	1.393.995
6005319000	Wrp knit fbrc,of synthtc,bleach/no,oth thn swimwr,of polystr&polybutyln	155.825	2.193.905	913.972	16.441.240
6005321000	Warp knit fabr,of synthtc,dyed,swimwer,of polyester&polybutylene	62.840	882.301	577.755	7.459.802
6005329000	Warp knit fabr,of synthtc,dyed,oth thn swimwr,of polystr&polybutyln	114.537	1.865.156	703.165	14.494.110
6005331000	Wrp knit fbrc,of synthtc,yarn diff clrs,swimwer,of polyester&polybutylene	2.001	15.571	13.522	186.596
6005339000	Wrp knit fbrc,of synthtc,yarn diff clrs,oth thn swimwr,of polystr&polybutyln	528	682.067	3.086	8.657.493
6005341000	Warp knit fabr,of synthtc,printed,swimwer,of polyester&polybutylene	0	15.449	0	134.687
6005349000	Warp knit fabr,of synthtc,printed,oth thn swimwr,of polystr&polybutyln	0	168.229	0	501.183
6005410000	Warp knit fabrics of artifc fibres ofthan of heading 60.01-60.04	0	1.745	0	18.696
6005420000	Dyed warp knit fabrics of artifcl fibroth than of heading 60.01-60.04.	51.787	103.525	508.228	843.118
6005430000	Warp knit fbrc of artfcl fbrcs yarn ofdiff cls,oth than of heading 60.01-60.04	0	170	0	3.082
6005440000	Printed warp knit fabrics of artificialoth than of heading 60.01-60.04.	0	2.443	0	4.037
6005900000	Oth warp knit fabrics oth than ofheading 60.01-60.04	47.676	552.968	311.733	3.322.088
6006100000	Oth knit/crochtd fbrcs of wool/fineanimal hair oth than of head 6001-6004	83.713	504.565	150.357	5.464.915
6006210000	Oth knit/crochtd fbrcs of cottonoth than of heading 60.01-60.04.	3.564	899.488	36.530	6.620.975
6006220000	Oth dyed knit/crochtd fbrcs of cottonoth than of heading 60.01-60.04.	1.952.716	22.981.704	14.323.506	158.288.552
6006230000	Oth knit/crochtd fbrcs of yarn of difcolor oth than of heading 60.01-60.04	2.932	159.608	45.799	1.018.672
6006240000	Oth printed knit/crochtd fbrcs ofcotton oth than of heading 60.01-60.04.	78.356	859.048	471.702	6.841.889
6006311000	Oth warp knit fbrcs of nylon fibr meshfor as a backng material for mosaic tile	6.486	138.400	52.140	944.229
6006319000	Oth warp knit fbrcs of oth than ofheading 60.01-60.04.	38.467	277.858	295.660	1.980.770
6006321000	Dyed nylon fibre mesh for use as backngmat for mosaic tiles oth than head 6001-	399.560	4.437.610	3.051.263	34.758.826
6006329000	Oth dyed nylon fibres material formosaic tiles oth than head of 6001-6004	143.689	2.960.736	1.521.928	23.132.292
6006330000	Oth knitt/crochetd fabr synthtc,of yarn of diff colors	270	11.274	3.406	110.380
6006340000	Oth knitt/crochetd fabr synthtc,printed	14.757	271.718	54.628	2.391.217
6006410000	Oth warp knit fabrics of artificialfibres oth than of heading 60.01-60.04.	0	14.576	0	95.871
6006420000	Oth dyed warp knit fabrics of artifi-cial fibres oth than of head 60.01-60.04	96.584	1.516.371	803.520	11.057.223

I.3. IMPOR MENURUT KOMODITI / IMPORT BY HS COMMODITY
*****DESEMBER / DECEMBER 2009 *****

H S	Uraian Komoditi Commodity Description	Berat Bersih / Net Weight (Kg)		Nilai / Value C.I.F (US\$)	
		Bulan ini Current Month	Kumulatif Cum.Jan. to date	Bulan ini Current Month	Kumulatif Cum.Jan. to date
6006430000	Oth warp knit fabrics of yarn of diffcolor oth than of heading 60.01-60.04	0	1.555	0	16.234
6006440000	Oth warp knit fabrics of artificialfibres printed oth than of head 60.01-60	1.210	74.762	9.975	538.548
6006900000	Oth warp knit fabrics oth than of artcial fibres oth than of head 6001-6004	471.593	4.729.067	2.986.632	31.190.863
6101200000	Male's wear of cotton oth than ofhead 61.03	2.279	41.361	30.514	445.456
6101300000	Male's wear of man-made oth thanof head 61.03	54	5.166	3.098	107.404
6101900000	Male's wear of oth textile materialoth than of head 61.03	1.069	31.622	17.642	239.034
6102100000	Female's wear of wool/fine animalhair knitted/crocheted oth than of he	131	529	7.426	29.674
6102200000	Female's wear of cotton,knitted/crocheted oth than of head 6104	2.173	15.357	25.024	236.716
6102300000	Female's wear of man-made fibres,knitted/crocheted oth than of head 61	92	3.616	4.543	72.490
6102900000	Female's wear of oth textile materials,knitted/crocheted oth than of head 61	1.425	13.749	8.420	205.927
6103100000	Mens/boys suits(oth thn swimwr)knitted/crocheted	2.654	12.876	8.567	100.440
6103220000	Male' ensembles of cotton	8	13.859	238	180.512
6103230000	Male' ensembles of synthetic fibres	0	3.267	0	6.904
6103290000	Men/boy ensembl of oth textls matrsls(oth thnswimwr)knitt/crochet	4.599	12.805	25.462	90.312
6103310000	Male's jackets & blazers of wool/fineanimal hair	0	82	0	3.974
6103320000	Male's jackets & blazers of cotton	340	13.447	5.660	147.869
6103330000	Male's jackets & blazers of syntheticfibres	599	17.695	17.144	186.223
6103391000	Male's jackets & blazers of ramie,linenor silk	0	3.515	0	47.592
6103399000	Male's jackets & blazers of oth textilmaterials	666	6.688	8.653	68.024
6103410000	Male's trousers,bib&brace overall,breeches&shorts of wool/fine animal hair	0	83	0	3.995
6103420000	Male's trousers,bib&brace overall,breeches&shorts of cotton	722	87.212	9.385	467.675
6103430000	Male's trousers,bib&brace overall,breeches&shorts of synthetic fibres	719	23.116	18.248	372.646
6103490000	Men/boy trousr,bib&brace overll,breech&short of oth textl matrsl,knitt/crochet	722	7.367	1.714	42.396
6104130000	Female's suits of synthetic fibres	0	5.972	0	23.696
6104192000	Women/girl suits,of cotton synthtcfibres,of oth textl matrsl,knitt/crochet	0	1.338	0	4.821
6104199000	Female's suits of oth textile material	19.651	84.890	182.332	849.182
6104220000	Female's ensembles of cotton	16.137	61.080	36.346	178.866
6104230000	Female's ensembles of synthetic fibres	1.717	12.565	4.560	24.430
6104290000	Womens/girls ensembles,of oth textl matrsl,knitted/crocheted	125	3.406	647	49.187
6104310000	Female's jackets & blazers of wool/fine animal hair	0	60	0	2.198
6104320000	Female's jackets & blazers of cotton	3.039	27.969	13.949	161.177
6104330000	Female's jackets & blazers of syntheticfibres	91	19.792	5.358	134.808
6104390000	Women/girl jackets&blazers,of oth textl matrsl,knitt/crochet	6	780	46	18.831
6104410000	Dresses of wool/fine animal hair, knitted/crocheted	20	550	7.139	48.800
6104420000	Dressed of cotton	21.677	233.747	95.001	959.124
6104430000	Dressed of synthetic fibres	16.042	130.157	72.821	551.706
6104440000	Dressed of artificial fibres	1.405	12.498	70.507	598.173
6104490000	Dresses of other textile materials	1.346	9.682	17.590	200.291
6104510000	Female's skirts & divided skirt of woolor fine animal hair	0	1	0	16
6104520000	Female's skirts & divided skirts ofcotton	10.751	93.992	27.248	253.998
6104530000	Female's skirts & divided skirts ofsynthetic fibres	5.695	191.702	19.765	484.499
6104590000	Women/girl skirts&devided skirts,of oth textl matrsl,knitt/crochet	94.358	167.783	456.485	1.114.246
6104620000	Female's trousers, bib & brace overallsbreeches & shorts of cotton	150.458	1.684.352	422.217	4.846.694
6104630000	Female's trousers, bib & brace overallsbreeches & shorts of synthetic fibres	94.385	931.420	218.342	2.145.181
6104690000	Womn/girl trouser,bib&brace overll,brh&short f oth textl matrsl,knitt/crochet	5.448	42.424	44.607	685.502
6105100000	Male's wear of cotton, knitted/crocheted	18.925	305.321	133.928	3.462.207
6105201000	Male's wear of synthetic fibres, knittedor crocheted	1.129	26.442	41.227	541.353
6105202000	Male's wear of artificial fibres, knitteor crocheted	1	1.372	18	34.253
6105900000	Men/boy shirts of oth textls matrsls,knitt/crochet	1.227	28.088	4.527	191.637
6106100000	Female's wear of cotton, knitted/crocheted	52.203	1.380.467	198.585	7.201.505
6106200000	Female's wear of man-made, knittedor crocheted	49.216	313.767	143.254	1.095.669
6106900000	Womn/girl blous,shirt&shirtblous,oth textl matrsl,knitt/crochet	44.980	232.289	414.900	2.427.657
6107110000	Male's underpants & briefs of cotton	8.047	144.583	45.995	1.127.625
6107120000	Male's underpants & briefs of man-madefibres	8.594	111.116	22.825	348.436
6107190000	Male's underpants & briefsof oth textls matrsls	1.406	18.572	14.485	161.199
6107210000	Male's nightshirts & pyjamas of cotton	5.928	67.324	14.292	180.189
6107220000	Male's nightshirt & pyjama of man-madefibres	617	10.705	1.232	20.168
6107290000	Male's nightshirt&pyjamasof oth textls matrsls	131	13.400	1.611	128.935
6107910000	Oth wear articles of cotton	45.891	404.317	92.584	740.785
6107990000	Oth wear male of oth textls matrsls	0	2.985	0	23.212
6108110000	Female's slips & petticoats of man-made fibres	40	1.458	951	48.349
6108192000	Female's slips & petticoats of wool/fine animal hair	0	117	0	1.732
6108193000	Female's slips & petticoats of cottonof oth textls matrsls	0	584	0	1.069
6108199010	Female's slips & petticoats of silkof oth textls matrsls	0	1	0	12
6108199090	Female's slips & petticoats oth thnsilk, of oth textls matrsls	202	4.009	6.260	99.001
6108210000	Briefs & panties of cotton	80.676	849.758	295.381	2.788.218
6108220000	Briefs & panties of man-made fibres	219.847	2.193.674	555.413	5.079.735
6108290000	Female's brief&pantie,knitt/crochetof oth textls matrsls	9.763	60.450	92.440	576.854
6108310000	Nightdresses & pyjamas of cotton	25.027	353.712	95.349	789.708
6108320000	Nightdresses & pyjamas of man-madefibres	3.981	174.228	8.344	343.957
6108390000	Female nightdress&pyjama,of othtextls matrsls,knitt/crochet	928	4.529	13.738	32.222
6108910000	Neglges, bathrobes, dressing gowns ofcotton	160	32.847	603	100.661

I.3. IMPOR MENURUT KOMODITI / IMPORT BY HS COMMODITY
*****DESEMBER / DECEMBER 2009 *****

H S	Uraian Komoditi Commodity Description	Berat Bersih / Net Weight (Kg)		Nilai / Value C.I.F (US\$)	
		Bulan ini Current Month	Kumulatif Cum.Jan. to date	Bulan ini Current Month	Kumulatif Cum.Jan. to date
6108920000	Negliges, bathrobes, dressing gowns of man-made fibres	98	54.627	977	150.386
6108990000	Oth female wear, of oth textl mtrl, knitted/crocheted	249	1.928	5.515	28.710
6109101000	Men/boys' t-shirts, singlets & oth vests, knitted/crocheted of cotton	24.175	539.670	334.954	5.082.825
6109102000	Women/girls' t-shirts, singlets & oth vests, knitted/crocheted of cotton	36.444	788.041	498.635	5.975.400
6109901000	Men/boys' t-shirts, singlets & oth vests knitt./crocheted of ramie, linen/silk	0	24.306	0	174.657
6109902000	Men/boys' t-shirts, singlets & oth vests knitted/crocheted of oth materials	5.673	109.520	207.559	2.207.398
6109909000	T-shirt, singlet & oth vest, knitted/crochet, of oth textl mtrl, oth thn f rami, linn & slk	27.592	246.979	239.454	2.093.019
6110110000	Jerseys, pullovers, cardigans, waistcoat of wool	21.266	116.028	37.174	724.359
6110120000	Jerseys, pullovers, cardigans, waistcoat of kashmir (cashmere) goats	5	30.182	2.460	285.964
6110190000	Jerseys, pullovers, cardigans, waistcoat of oths wool/fine animal hair	7.817	64.794	59.216	538.282
6110200000	Jerseys, pullovers, cardigans, waistcoat of cotton	225.040	2.734.441	1.442.659	17.828.689
6110300000	Jerseys, pullovers, cardigans, waistcoat of man-made fibres	18.110	122.662	310.279	2.076.982
6110900000	Jersey, pullover, cardigan, waistcoat & similar article, knitted/crochet, of oth textl mtrl	384	163.732	18.594	1.077.851
6111200000	Babie garment & clothing accessorie, knitted/crochet, of cotton	10.920	147.679	189.841	1.856.730
6111300000	Babie garment & clothing accessorie, knitted/crochet, of synthc fibres	3.585	86.030	13.130	296.219
6111900000	Babie garment & clothing accessorie, knitted/crochet, of oth textl mtrl	338	29.666	1.534	298.448
6112110000	Track suits of cotton knitted/crocheted	8	2.915	480	24.419
6112120000	Track suits of synthetic fibres knitted/crocheted	0	974	0	16.029
6112190000	Track suits of oth textl mtrl, knitted/crocheted	0	874	0	10.100
6112310000	Male's swimwear, of synthc fibr, knitted/crocheted	281	12.965	7.065	318.506
6112390000	Male's swimwear, of oth textl mtrl, knitted/crocheted	35	658	1.634	14.425
6112410000	Female swimwear, of synthc fibr, knitted/crocheted	1.404	21.060	50.984	777.861
6112490000	Female swimwear, of oth textl mtrl, knitted/crocheted	0	2.644	0	15.940
6113001000	Diver wetsuit, made up of knitt/cochet, fabrics of heading 5903, 5906/5907	37	1.196	1.702	35.489
6113002000	Protective/safety garmnt fr worker, made-up of knitt/cochet, head 5903; 5906; 5907	3.287	12.073	27.214	84.952
6113009000	Oth garment, made up of knitt/crochet fabrics of heading 5903, 5906/5907	413	3.077	13.487	24.395
6114200000	Oth garments, knitted/crocheted of cotton	744	232.408	17.797	1.393.846
6114300000	Oth garments, knitted/crocheted of man-made fibres	62	7.703	2.244	163.309
6114900000	Oth garments, knitted/crocheted of oth textile materials	27.083	572.442	298.318	4.694.851
6115100000	Panty hose & tights of graduated compression hosiery	12	1.305	219	51.534
6115210000	Panty hose & tights of synthetic fibres, single yarn < 67 decitex, elastic/rubber	1.324	8.811	5.111	49.288
6115220000	Panty hose & tights of synthetic fibres, single yarn < 67 > 67 decitex,	6.040	20.720	21.473	69.863
6115291000	Stockings, socks, sockettes of cotton single yarn < 67 decitex, elastic/rubber	0	1.804	0	13.766
6115299000	Panty hose & tights of oth than cotton elasticated/rubberised	797	23.231	3.229	115.430
6115301000	Women's full-length, knee-length hosiery of cotton, single yarn < 67 decitex	0	10.971	0	27.029
6115309000	Women's full-length, knee-length hosiery of oth than cotton, single yarn < 67 dtex	345	6.407	1.244	31.277
6115940000	Oth stockings, socks, of wool/fine animal hair, single yarn < 67 decitex	63	490	2.378	17.584
6115950000	Oth stockings, socks, of cotton, single yarn < 67 decitex	10.638	161.142	59.931	941.877
6115960000	Oth stockings, socks, sockettes of synthetic fibres, single yarn < 67 dtex	11.016	319.258	36.425	988.369
6115990000	Oth stockings, socks, sockettes of oth textile materials, single yarn < 67 dtex	1.177	6.818	4.857	28.238
6116100000	Gloves, mittens, mitts, knitted, croch, impregn., coated/covered plastics/rubber	4.865	62.304	91.187	685.598
6116910000	Gloves, mittens, of wool/fine animal hair knitt. not impregn. coat. plastics/rubbers	647	5.596	40.995	179.166
6116920000	Gloves, mittens, of cotton knitted, croch. not impregnated coated plastics/rubbers	10.385	119.781	14.206	183.601
6116931000	Gloves, mittens, of synthetic fibres knitt. not impregn. coat. plastics/rubbers	159	363	778	2.582
6116939000	Gloves, mittens, of oth th synthetic fibr knitt. not impregn. coat. plastics/rubbers	6.358	136.747	19.177	409.500
6116990000	Gloves, mittens, of oth textile materials knitt. not impregn. coat. plastics/rubbers	1.684	19.857	17.769	56.190
6117101000	Shawls, scarves, mufflers, mantillas, & the like of cotton	1.543	24.711	21.775	189.096
6117109000	Shawls, scarves, mufflers, mantillas, & the like of oth textile materials	3.199	29.846	66.955	484.379
6117801100	Ties, bow ties & cravats of wool/fine animal hair	911	9.007	17.696	138.680
6117801900	Ties, bow ties & cravats of oth than wool/fine animal hair	1.491	8.294	23.328	171.810
6117809000	Oth access of oth than wool/fine animal hair	9.811	286.833	195.631	5.230.258
6117900000	Oth parts of garment	25.039	516.817	427.067	5.727.854
6201110000	Men/boys' overcoats, raincoats, car-coats, cloaks of wool/fine animal hair	485	66.647	7.070	168.705
6201120000	Men/boys' overcoats, raincoats, car-coats, cloaks of cotton	736	9.775	2.187	85.256
6201130000	Men/boys' overcoats, raincoats, car-coats, cloaks of man-made fibres	532	13.665	7.908	111.159
6201190010	Men/boys' overcoats, raincoats, car-coats, capes, cloaks of silk	0	2.474	0	26.805
6201190020	Men/boys' overcoats, raincoats, car-coats, capes, cloaks of ramie	0	24	0	170
6201190090	Men/boys' overcoats, raincoats, car-coats, cloaks of oth man-made fibres	1.329	3.602	6.225	20.670
6201910000	Men/boys' anorak, wind-cheaters/jackets of wool/fine animal hair	211	659	7.975	29.853
6201920000	Men/boys' anorak, wind-cheaters/jackets of cotton	1.465	42.197	11.377	240.938
6201930010	Men/boys' anorak, wind-cheaters/jackets of batik	0	1.805	0	44.247
6201930090	Men/boys' anorak, wind-cheaters/jackets of oth man-made fibres	526	14.648	22.274	281.394
6201990090	Men/boys' anorak, wind-cheaters/jackets of oth textile materials	0	1.703	0	36.074
6202110000	Women/girls' overcoats, raincoats, car-coats, capes of wool/fine animal hair	1.652	4.501	89.688	236.950
6202120000	Women/girls' overcoats, raincoats, car-coats, capes of cotton	2.875	20.539	9.360	175.732
6202130010	Women/girls' overcoats, raincoats, car-coats, capes of batik	0	93	0	4.175
6202130090	Women/girls' overcoats, raincoats, car-coats, capes of oth man-made fibres	1.090	10.052	39.291	239.764
6202190010	Women/girls' overcoats, raincoats, car-coats, capes of silk	10	271	17	809
6202190090	Women/girls' overcoats, raincoats, car-coats, capes of oth textile materials	218	3.202	971	51.051
6202910000	Women/girls' anorak, wind-cheater/jackets of wool/fine animal hair	98	423	2.035	17.525
6202920000	Women/girls' anorak, wind-cheater/jackets of cotton	621	32.154	14.680	282.592
6202930090	Women/girls' anorak, wind-cheater/jackets of oth man-made fibres	1.121	6.999	31.866	160.900

I.3. IMPOR MENURUT KOMODITI / IMPORT BY HS COMMODITY
*****DESEMBER / DECEMBER 2009 *****

H S	Uraian Komoditi Commodity Description	Berat Bersih / Net Weight (Kg)		Nilai / Value C.I.F (US\$)	
		Bulan ini Current Month	Kumulatif Cum.Jan. to date	Bulan ini Current Month	Kumulatif Cum.Jan. to date
6202990010	Oth female wear, of oth textl matr, of silk	0	356	0	5.581
6202990090	Oth female wear, of oth textl matr, oth than silk & ramie	7	7.397	478	47.746
6203110000	Men/boys' suits of wool/fine animal hair	0	1.694	0	165.478
6203120000	Men/boys' suits of synthetic fibres	0	3.403	0	25.586
6203191000	Men/boys' suits of cotton	12	7.971	33	35.979
6203199090	Male's suits, of oth textl matr, oth thn silk&ramie, oth thn cotton	0	4.521	0	23.053
6203220000	Men/boys' ensembles of cotton	505	13.732	1.250	32.221
6203230000	Men/boys' ensembles of synthetic fibres	1.164	3.188	2.399	6.499
6203290010	Male's ensembles, of oth textl matr, of silk	0	375	0	1.487
6203290090	Male's ensembles, of oth textl matr, oth than silk & ramie	0	1.522	0	18.662
6203310000	Men/boys' jackets & blazers of wool fine animal hair	550	8.359	26.709	431.793
6203320000	Men/boys' jackets & blazers of cotton	49.262	367.576	142.572	1.132.387
6203330000	Men/boys' jackets & blazers of synthetic fibres	1.141	56.149	29.715	468.064
6203390010	Male jact&blazr, of oth textl matr, of silk	0	230	0	5.066
6203390090	Male jact&blazr, of oth textl matr, oth than silk & ramie	56	5.919	1.998	175.624
6203410000	Trousr, bib&brace overll, breech&short, of wool/fine animal hair, male wear	291	7.072	17.048	267.685
6203421000	Men/boys' bib & brace overalls of cotton	586	12.219	14.688	178.328
6203429000	Men/boys' trousers of cotton	220.836	2.393.479	643.398	8.921.236
6203430000	Trousr, bib&brace overll, breech&short, of synthc fibres, male wear	10.359	86.101	229.276	1.450.890
6203490010	Trousr, bib&brace overll, breech&short, of oth txtl mtr, of silk, for mens/boys	0	595	0	18.889
6203490020	Trousr, bib&brace overll, breech&short, of oth txtl mtr, of ramie, for mens/boys	0	1.223	0	15.188
6203490090	Trousr, bib&brace overll, breech&short, of oth txtl mtr, oth thn rami&silk, for m	1.955	71.462	15.996	438.144
6204110000	Women/girls' suits of wool/fine animal hair	0	3.377	0	49.927
6204120000	Women/girls' suits of cotton	8.562	15.513	24.035	60.588
6204130000	Women/girls' suits of synthetic fibres	0	1.948	0	17.616
6204190010	Female suit, of oth textl matr, oth thn swimwear, of silk	0	169	0	4.171
6204190020	Female suit, of oth textl matr, oth thn swimwear, of ramie	0	13	0	745
6204190090	Female suit, of oth textl matr, oth thn swimwear, oth than silk & ramie	8.460	26.480	51.540	238.735
6204210000	Women/girls' ensembles of wool/fine animal hair	0	104	0	475
6204220000	Women/girls' ensembles of cotton	6.974	48.990	14.463	125.873
6204230000	Women/girls' ensembles of synthetic fibres	4.834	28.484	12.385	70.471
6204290090	Female ensembl, of oth textl matr, oth thn swimwear, of silk&ramie	0	1.237	0	16.867
6204310000	Women/girls' jackets & blazers of wool/fine animal hair	202	2.163	11.119	140.197
6204320000	Women/girls' jackets & blazers of cotton	8.305	79.467	36.448	520.649
6204330000	Women/girls' jackets & blazers of synthetic fibres	1.784	21.896	42.045	445.208
6204390010	Female jact&blazr, of oth txtl mtr, oth thn swimwear, of silk	46	743	2.628	51.030
6204390020	Female jact&blazr, of oth txtl mtr, oth thn swimwear, of ramie	0	1	0	204
6204390090	Female jact&blazr, of oth txtl mtr, oth thn swimwear, of silk&ramie	106	8.647	7.421	336.528
6204410000	Dresses of wool/fine animal hair not knitted/crocheted	148	964	7.407	72.791
6204420000	Dresses of cotton	55.088	490.782	293.313	2.444.916
6204430000	Dresses of synthetic fibres	10.967	199.503	154.714	1.380.138
6204440000	Dresses of artificial fibres	1.305	27.436	66.294	623.974
6204490010	Female dresses, of oth textl matr, oth thn swimwear, of silk	223.096	232.328	81.820	684.613
6204490090	Female dresses, of oth textl matr, oth thn swimwear, of silk&ramie	617	10.502	23.287	471.307
6204510000	Skirts & divided skirts of wool/fine animal hair	148	897	5.950	48.567
6204520000	Skirts & divided skirts of cotton	15.573	299.527	83.019	1.279.068
6204530000	Skirts & divided skirts of synthetic fibres	5.330	74.306	55.580	661.882
6204590010	Feml skirt&dvde skrt, oth txtl mtr, oth thn swimwear, of silk	24	980	5.405	80.883
6204590090	Feml skirt&dvde skrt, oth txtl mtr, oth thn swimwear, of silk&ramie	1.071	27.019	23.510	424.153
6204610000	Women/girls' trousers, bib&brace overall breeche, short of wool/fine animal hair	59	984	3.165	82.278
6204620000	Women/girls' trousers, bib&brace overall breeches, shorts of cotton	202.400	3.598.070	739.349	10.349.971
6204630010	Women/girls' trousers, bib&brace overall breeches, shorts of batik	0	675	0	5.603
6204630091	Women/girls' flyers coveralls	0	204	0	1.830
6204630099	Oth women/girls' flyers coveralls	4.887	236.407	70.057	1.247.319
6204690010	Trousr, bib&brace overll, breech&short, of oth txtl mtr, of silk, for womens/gir	23	4.544	1.353	81.618
6204690020	Trousr, bib&brace overll, breech&short, of oth txtl mtr, of ramie, for womens/gi	0	234	0	8.591
6204690090	Trousr, bib&brace overll, breech&short, of oth txtl mtr, oth thn silk&rami, wmn	4.689	151.350	60.531	1.095.212
6205200000	Men/boys' shirts of cotton	25.728	434.403	343.756	4.906.281
6205300000	Men/boys' shirts of man-made fibres	344	41.527	10.303	281.815
6205900010	Male's shirts, of oth textl matr, of silk	19	4.367	861	14.402
6205900020	Male's shirts, of oth textl matr, of ramie	20	47	1.328	1.886
6205900090	Male's shirts, of oth textl matr, oth thn silk&ramie	3.139	91.756	28.447	1.024.663
6206100000	Women/girls' blouses, shirts & shirts-blouses of silk/silk waste	1.417	21.651	78.980	888.191
6206200000	Women/girls' blouses, shirts & shirts-blouses of wool/fine animal hair	1	24.760	234	365.796
6206300000	Women/girls' blouses, shirts & shirts-blouses of cotton	114.604	1.573.549	552.696	6.712.942
6206400000	Women/girls' blouses, shirts & shirts-blouses of man-made fibres	58.623	624.225	297.616	2.846.707
6206900010	Female's wear, of oth textl matr, of silk	0	3.322	0	147.425
6206900020	Female's wear, of oth textl matr, of ramie	0	700	0	3.261
6206900090	Female's wear, of oth textl matr, oth thn silk&ramie	11.878	116.882	174.941	1.190.332
6207110000	Men/boys' underpants & briefs of cotton	17	2.951	1.003	55.816
6207190000	Men/boys' underpants & briefs of oth textile materials	427	3.203	3.278	24.064
6207210000	Men/boys' nightshirts & pyjamas of cotton	2.017	38.005	5.688	87.053

I.3. IMPOR MENURUT KOMODITI / IMPORT BY HS COMMODITY
*****DESEMBER / DECEMBER 2009 *****

H S	Uraian Komoditi Commodity Description	Berat Bersih / Net Weight (Kg)		Nilai / Value C.I.F (US\$)	
		Bulan ini Current Month	Kumulatif Cum.Jan. to date	Bulan ini Current Month	Kumulatif Cum.Jan. to date
6207220000	Men/boys' nightshirts & pyjamas of man-made fibres	2	10.855	76	31.739
6207290090	Male night shirt&pyjam,f oth txtl mtrl,oth thn silk&ramie	0	229	0	2.839
6207910000	Oth male wear,of cotton	3.145	6.596	33.985	68.159
6207990000	Oth male wear,of oth txtl matr	346	9.595	2.018	23.849
6208110000	Women/girls' slips & petticoatsof man-made fibres	0	2.506	0	32.267
6208190010	Female slip&petticoat,of oth txtlmtr,of silk	0	64	0	3.176
6208190090	Female slip&petticoat,of oth txtlmtr,oth thn silk&rami	430	5.901	2.358	53.451
6208210000	Women/girls' nightdresses & pyjamasof cotton	114.680	619.102	272.666	1.310.587
6208220000	Women/girls' nightdresses & pyjamasof man-made fibres	2.960	145.890	7.024	325.502
6208290010	Female nightdress&pyjam,of oth txtlmtr,of silk	0	24	0	257
6208290090	Female nightdress&pyjam,of oth txtlmtr,oth thn silk&rami	308	7.874	1.515	54.076
6208911000	Panties of cotton	0	3.779	0	21.121
6208919000	Women/girls' singlets of cotton	1.575	14.334	30.255	195.124
6208920000	Female wear of man-made fibres	47	35.041	1.062	135.619
6208999000	Female wear of oth txtl matr,oth thnwool/fine animal hair	1.168	6.511	6.736	60.219
6209202000	Babies' t-shirts,shirts,pyjamas, napkins(diapers),& similar articles of cotton	17.788	78.238	85.600	458.468
6209209010	Babie garmnt&cloth accessri,of cotton,oth wear,suit,pant&similr articl	1.395	9.427	17.328	143.438
6209209090	Babie garmnt&cloth accessri,of cotton,oth wear,oth thn suit,pant&similr articl	782	15.049	20.806	331.761
6209301000	Babies' suits, pants & similar articlesof synthetic fibres	901	15.476	5.176	193.024
6209302000	Babies' t-shirts,shirts,pyjama, napkins& similar articles of synthetic fibres	75	3.989	2.186	185.214
6209303000	Babies clothing access of syntheticfibers	3	5.192	105	51.285
6209900000	Babies garment&clothing accessries,of oth textiles materials	58	7.155	571	90.961
6210101000	Garmnt,made up of fabr of head 5602or 5603,protective works garments	0	27.717	0	144.499
6210109000	Garmnt,made up of fabr of head 5602or 5603,oth thn protective work garmnt	28	1.166	511	12.260
6210201000	Oth garmnt of subhead 620111-620119,protective works garments	68	19.680	344	66.087
6210209000	Oth garmnt of subhead 620111-620119,oth thn protective work garmnt	568	37.291	1.144	137.973
6210301000	Oth garmnt of subhead 620211-620219,protective works garments	0	1.212	0	11.261
6210309000	Oth garmnt of subhead 620211-620219,oth thn protective work garmnt	1.507	9.832	21.669	166.334
6210400000	Oth male garmnt,made up of fabr ofhead 5602;5603;5903;5906;5907	4.277	18.453	41.581	232.932
6210500000	Oth female garmnt,made up of fabr ofhead 5602;5603;5903;5906;5907	2.299	9.003	74.123	226.726
6211110090	Men/boys' swimwear of oth than batik	519	12.279	24.579	303.789
6211120010	Women/girls' swimwear of batik	0	56	0	1.977
6211120090	Women/girls' swimwear of oth than batik	400	6.597	16.646	120.796
6211200000	Garments ski suits	0	26	0	297
6211320000	Men/boys' track suits of cotton	8	172.068	301	252.579
6211330000	Oth garments, mens/boys,of man-made fibres	87	4.029	3.549	87.215
6211390000	Oth garments, mens/boys,of oth textile materials	0	7.027	0	46.710
6211410000	Oth garments, women/girls'of woolor fine animal hair	9	55	776	3.638
6211420000	Oth garments, womens/girls,of cotton	2.718	36.129	16.132	239.223
6211431000	Women/girls' surgical gowns of man-made fibres	0	22	0	350
6211439000	Oth garmnt,males,of man-made fibres,oth than surgical gowns	10.705	176.863	36.058	394.122
6211490000	Oth garmnt,males,of oth textilesmaterials	44	1.389	2.513	55.858
6212101000	Brassieres of cotton	10.625	144.564	32.516	965.709
6212109000	Brassieres of oth textile materials	380.912	4.013.990	1.167.917	13.310.017
6212201000	Girdles & panty-girdles of cotton	0	1.928	0	11.778
6212209000	Girdles & panty-girdles of oth textilematerials	33	16.257	934	160.399
6212301000	Corselettes of cotton	0	483	0	7.589
6212309000	Corselettes of oth textile materials	73	4.683	46	110.353
6212901000	Suspenders, garters of cotton	439	8.707	1.676	120.602
6212909000	Suspenders, garters of oth textilematerials	10.928	375.699	248.472	6.542.608
6213200010	Handkerchiefs, of cottonbatik	153	928	983	5.424
6213200090	Handkerchiefs, of cottonoth than batik	42.255	133.801	87.549	323.217
6213900011	Handkerchiefs of oth textile materials,of silk, batik	0	1	0	24
6213900019	Handkerchiefs of oth textile materials,of silk, oth thn batik	0	2	0	440
6213900099	Handkerchiefs of oth textile materials,oth thn of silk&batik	0	26.631	0	134.560
6214100010	Shawls, scarves, mufflers, mantillas,veils'batik of silk/silk waste	0	10	0	878
6214100090	Shawls, scarves, mufflers, mantillas,veils'not batik of silk/silk waste	277	4.257	15.266	221.069
6214200000	Shawl,scarve,muffler,mantilla,veils &the like, of wool/fine animals hair	114	5.976	8.039	73.486
6214300090	Shawls, scarves, mufflers, mantillas,veils' not batik of synthetic fibres	1.188	66.362	6.114	191.360
6214400090	Shawls, scarves, mufflers, mantillas,veils' not batik of artificial fibres	117	5.928	6.722	133.041
6214900010	Shawls, scarves, mufflers, mantillas,veils' batik of textile materials	0	252	0	4.293
6214900090	Shawls, scarves, mufflers, mantillas,veils'not batik of oth textile materials	4.026	55.791	24.625	401.212
6215100010	Ties, bow ties & cravats' batik of silkor silk waste	0	16	0	15
6215100090	Ties, bow ties & cravats' not batik of silk/silk waste	189	9.802	12.528	291.745
6215200010	Ties, bow ties & cravats' batik of man-made fibres	1.194	3.650	25.847	79.489
6215200090	Ties, bow ties & cravats' not batik ofman-made fibres	1.446	45.855	31.504	402.032
6215900010	Ties, bow ties & cravats of othtextiles materials, batik	12	18	97	2.459
6215900090	Ties, bow ties & cravats of othtextiles materials, oth thn batik	22	1.205	55	16.210
6216001000	Protective work gloves, mittens & mitts	1.430	42.080	5.230	249.046
6216009200	Oth gloves, mittens of cotton, oth than subheading 6216.00.10	0	12.404	0	54.947
6216009900	Oth gloves, mittens of oth textilematerials	1.637	22.545	11.543	175.639
6217100000	Accessories of clothing access oth thanof heading 62.12	30.880	491.217	347.954	5.203.619

I.3. IMPOR MENURUT KOMODITI / IMPORT BY HS COMMODITY
*****DESEMBER / DECEMBER 2009 *****

H S	Uraian Komoditi Commodity Description	Berat Bersih / Net Weight (Kg)		Nilai / Value C.I.F (US\$)	
		Bulan ini Current Month	Kumulatif Cum.Jan. to date	Bulan ini Current Month	Kumulatif Cum.Jan. to date
6217900000	Parts of clothing access oth than of heading 62.12	46.624	663.580	940.842	12.612.919
6301100000	Electric blankets	0	576	0	9.905
6301200000	Blankets not electric and travellingrugs, of wool/fine animal hair	1	9	11	17
6301300000	Blankets not electric and travellingrugs, of cotton	24.046	136.281	53.673	452.525
6301400010	Blankt(oth thn elctr blankt)&travlngrug,of synthc fibr,of nonwoven fabr	930	8.531	7.547	49.325
6301400090	Blankt(oth thn elctr blankt)&travlngrug,of synthc fibr,oth nonwoven fabr	42.027	339.553	128.123	1.092.311
6301900010	Oth blankets&travelling rugs,of nonwoven fabrics	0	3.827	0	32.457
6301900090	Oth blankets&travelling rugs,oth thn nonwoven fabrics	291	21.559	2.574	123.403
6302100000	Bed linen, knitted/crocheted	2	5.354	44	24.077
6302210000	Bed linen, printed of cotton	16.207	89.168	153.924	551.841
6302221000	Bed linen, printed of man-made fibresof nonwoven fabrics	0	26.459	0	39.250
6302229000	Bed linen, printed of man-made fibresof woven fabrics	609	5.801	3.640	18.081
6302290000	Bed linen, printed of oth textilematerials	676	2.330	2.800	26.774
6302310000	Oth bed linen of cotton	9.772	208.334	135.553	1.252.811
6302321000	Oth bed linen of man-made fabricsof nonwoven fabrics	330	390	1.265	1.424
6302329000	Oth bed linen of man-made fabricsof woven fabrics	33.036	196.070	32.526	259.152
6302390000	Oth bed linen of oth textile materials	0	1.372	0	12.860
6302400000	Table linen, knitted/crocheted	0	1.240	0	12.426
6302510010	Oth table linen's batik of cotton	52	3.229	400	18.229
6302510090	Oth table linen's not batik of cotton	7.236	62.215	57.848	383.405
6302530090	Oth table linen,of man-made fibresoth than batik	136	14.148	1.542	59.916
6302590010	Oth table linen batik of oth textilematerials	25	47	966	1.328
6302590090	Oth table linen not batik of oth txtlmaterials	5.772	6.866	18.081	24.919
6302600010	Toilet,kitchen linen,of terry towelling/similar terry fabrics batik, of cotton	0	51	0	538
6302600090	Toilet,kitchen linen,of terry towelling/similar terry, not batik, of cotton	100.731	1.541.449	168.200	2.824.540
6302910090	Oth bed linen not batik of cotton	167.999	1.797.213	240.169	3.416.974
6302930090	Oth linen, of man-made fibres,oth thn batik	822	14.130	1.807	69.853
6302990000	Oth linen, of oth textile materials	31.349	131.053	181.576	827.675
6303120000	Curtain, blinds, valances, knitted/crocheted of synthetic fibres	99	29.631	219	183.791
6303191000	Curtain,knitted/crocheted,of othtextiles materials,of cotton	0	153	0	1.021
6303199000	Curtain,knitted/crocheted,of othtextiles materials,oth thn cotton	3.699	73.499	83.031	365.392
6303910000	Curtain not knitted/crochetedof cotton	172	1.622	2.639	18.351
6303920000	Curtain not knitted/crochetedof synthetic fibres	13.519	228.430	47.776	611.272
6303990000	Curtain not knitted/crochetedof oth textile materials	615	7.800	10.225	49.694
6304110000	Bedspreads, knitted/crocheted	0	4.862	0	19.074
6304191090	Oth furnshng artcl,bedsprd,of cotton,oth thn knitt/crochet,oth thn batik	9.693	128.635	93.238	853.957
6304192090	Oth furnshng artcl,bedsprd,oth nonwvn,oth thn knitt/crochet,oth thn batik	0	185	0	941
6304199010	Oth furnshng artcl,bedsprd,oth thn cttnonwvn knitt/crochet,batik	29	29	216	216
6304199090	Oth furnshng artcl,bedsprd,oth thn cttnonwvn knitt/crochet,oth thn batik	0	28.122	0	78.942
6304911000	Oth furnshng artcl,oth thn bedsprd,kntt/crocheted, mosquito nets	7.000	1.443.463	60.117	9.465.530
6304919000	Oth furnshng artcl,oth thn bedsprd,kntt/crocheted, oth thn mosquito nets	573	20.933	1.806	147.140
6304920000	Oth furnshng artcl,oth thn bedsprd,notknitt/crochet,of cotton	0	26.842	0	99.354
6304930000	Oth furnshng artcl,oth thn bedsprd,notknitt/crochet,of synthc fibres	653	48.140	3.060	114.572
6304990000	Oth furnshng artcl,oth thn bedsprd,notknitt/crochet,of oth txtl mtrl	82	9.130	317	44.762
6305101100	Sack&bag,oth bast fibr head 5303,new,of jute	654.925	13.213.634	568.836	10.485.031
6305101900	Sack&bag,oth bast fibr head 5303,new,oth thn jute	132	74.667	1.755	235.733
6305102100	Sack&bag,oth bast fibr head 5303,used,of jute	92.650	1.055.100	11.247	132.399
6305102900	Sack&bag,oth bast fibr head 5303,used,oth thn jute	269	3.385	3.134	25.478
6305200000	Sacks and bags, of cotton	3.569	47.531	52.948	662.626
6305321000	Flexible intermediate bulk containersof nonwovens	0	30	0	846
6305322000	Flexible intermediate bulk containersknitted/crocheted	0	1	0	1
6305329000	Flexible intermediate bulk containersnot knitted/crocheted	25.722	112.714	162.323	354.348
6305331000	Sack,bag of polyethylene/polypropylenestrip knitted/crocheted	17	59.230	253	125.581
6305332000	Sacks, bags of woven fabrics of stripor the like	760	4.378	4.154	6.294
6305339000	Sack,bag of polyethylene/polypropylenestrip not knitted/crocheted	1.695	39.334	6.246	69.611
6305391000	Oth sacks, bags of nonwovensof polyethylene/polypropilene	0	5.721	0	37.166
6305392000	Oth sacks, bags of knitted/crochetedof polyethylene/polypropilene	0	572	0	28.810
6305399000	Oth sacks,bags of not knitted/crochetedof polyethylene/polypropilene	0	5.951	0	22.035
6305901000	Sacks and bags,of oth txtl mtrl,of hemp of heading 53.05	0	16.968	0	34.079
6305909000	Oth sacks, bags	0	27.957	0	27.682
6306120000	Tarpaulins, awnings & sunblindsOf synthetic fibres	490.195	1.674.670	806.367	2.444.097
6306191000	Tarpaulins, awnings & sunblinds of hemp of heading 53.04/coconut head. 53.05	0	140	0	140
6306199000	Tarpaulins, awnings & sunblinds of oth textile materials :	3.010	24.173	6.845	48.823
6306220000	Tents of synthetic fibres	17.000	137.038	19.588	382.025
6306299000	Tents of oth textiles materialsoth than cotton	16	548	46	3.762
6306300000	Sails	119	862	5.534	11.848
6306401000	Pneumatic mattresses of cotton	0	22	0	17
6306409000	Pneumatic mattresses oth than cotton	0	79.061	0	298.186
6306910000	Oth camping goods of cotton	0	4.046	0	13.619
6306991000	Oth camping goods of oth textilematerials, non wovens	0	20.000	0	33.250
6306999000	Oth camping goods of oth textilematerials, wovens	45	30.663	1.096	77.356
6307101000	Floor-cloths,dish-cloths,dusters, cleaning cloths of nonwovens	3.455	24.528	16.918	297.343

I.3. IMPOR MENURUT KOMODITI / IMPORT BY HS COMMODITY
*****DESEMBER / DECEMBER 2009 *****

H S	Uraian Komoditi Commodity Description	Berat Bersih / Net Weight (Kg)		Nilai / Value C.I.F (US\$)	
		Bulan ini Current Month	Kumulatif Cum.Jan. to date	Bulan ini Current Month	Kumulatif Cum.Jan. to date
6307102000	Floor-cloths,dish-cloths,dusters, cleaning cloths of felts	1	1.347	66	7.295
6307109000	Floor-cloths,dish-cloths,dusters, cleaning cloths of not felts, woven	43.727	370.352	218.266	1.811.022
6307200000	Life-jackets and life-belts	3.217	48.218	44.641	370.550
6307903000	Umbrella covers in pre-cut triangularform	5.344	153.873	44.644	1.697.320
6307906000	Life harnesses	7.713	35.278	307.879	561.761
6307909000	Oth made up articles	19.380	346.544	402.600	3.063.403
6308000000	Sets consisting of woven fabric&yarn	14	2.746	68	26.643
6309000000	Worn clothing & oth worn articles.	0	21.089	0	24.448
6310101000	Used/new rags, sorted	2.519	37.712	2.471	232.597
6310109000	Scrap twine, cordage, rope and cablesworn out articles of those, sorted	3.477	131.147	3.004	407.286
6310901000	Used/new rags, unsorted	0	9.909	0	60.871
6310909000	Scrap twine, cordage, rope and cablesworn out articles of those, unsorted	335	27.841	2.076	108.080
6401100000	Waterproof footwear incorp. protectivemetal toe-cap with outer soles, rubbers	6.269	147.991	13.302	452.951
6401920000	Waterproof footwear, covering the anklebut not cover the knee,with outer soles	10.364	45.173	15.619	99.916
6401990000	Oth waterproof footwear with outer soleplastic by stitching, riveting, nailing	190.625	864.395	337.604	1.488.720
6402120000	Ski-boots, cross-country ski footwear & snowboard boot with outer soles,rubber	0	1	0	1
6402190000	Sports footwear with outer soles,rubberor plastics	220.933	2.976.077	1.000.045	16.567.749
6402200000	Footwear with upper straps/thongs assembled to the sole by means of plugs	26	19.073	591	96.786
6402911000	Oth footwear covering the ankle,diving boots	945	3.634	22.546	95.755
6402919000	Oth footwear covering the ankle,oth than diving boots	4.130	318.051	89.060	1.368.571
6402990000	Footwear not covering the ankle withouter soles, rubbers, plastics	900.439	9.810.642	1.708.368	18.080.498
6403120000	Ski-boots, cross-country ski footwear & snowboard boot, outer soles,leathers	0	8.310	0	15.123
6403191000	Sports footwear fitted with studs, bar& the like,foot ball,running,golf shoes	0	24.050	0	791.429
6403199000	Sports footwear not fitted with studs,bar & the like	13.182	343.563	248.412	5.464.679
6403200000	Footwear,outer soles of leather, uppersof leather straps accros,instep big toe	1.249	6.403	21.977	114.822
6403400000	Footwear,incorp. a protective metal toecap base/platform of wood	2.154	302.725	2.654	2.297.404
6403510000	Oth footwear with outer sole of leathercovering the ankle	10	2.216	313	66.780
6403590000	Oth footwear with outer sole of leatheroth thn covering the ankle	23.779	135.473	96.609	907.722
6403910000	Oth footwear covering the ankle	978	16.596	37.858	312.703
6403990000	Oth footwear oth thn covering the ankle	18.125	421.558	362.598	5.241.735
6404111000	Footwear with outer sole f rubbr/plastcsprt footwr fitt w spik, cleat/the like	0	7.602	0	112.578
6404119000	Footwear with outer sole f rubbr/plastcsprt footwr fitt w/o spik, cleat/th like	38.188	733.798	476.200	6.434.428
6404190000	Sports footwear for oth purposessedwith outer incl. textile materials	72.792	1.119.089	447.244	6.581.520
6404200000	Footwear with outer soles of leather/composition leather	961	23.021	24.334	167.177
6405100000	Oth footwear, with uppers of leather/composition leather	91.973	147.148	80.493	1.484.549
6405200000	Oth footwear,with uppers of oth textilematerials	1.762	19.858	29.361	356.303
6405900000	Oth footwear	120.816	1.348.301	530.622	5.364.664
6406101000	Uppers & parts thereof, oth than stiffeners of metal	24.363	514.271	99.620	2.073.398
6406109000	Uppers & parts thereof, oth than stiffeners of oth than metal	131.784	1.352.419	667.157	8.055.931
6406200000	Parts of footwear with outer soles &heels, of rubber/plastics	444.483	8.013.040	2.426.862	28.786.840
6406910000	Parts of footwear of wood	791	8.661	6.921	79.581
6406991100	Oth part of footwear of oth materialsof iron/steel	15.289	383.973	132.242	3.873.497
6406991200	Oth part of footwear of oth materialsof copper	64	27.379	2.330	358.842
6406991900	Oth part of footwear of oth materialsoth thn iron/steel, copper	17.317	99.386	18.610	345.132
6406992100	Oth part of footwear of oth materialsof rubber/plastic in-soles	10.759	236.163	124.072	1.168.639
6406992900	Oth part of footwear of oth materialsof rubber/plastic out-soles	6.430	165.137	51.460	964.828
6406999000	Oth parts of footwear	170.154	1.960.304	922.659	11.950.187
6501000000	Hat-forms,bodies,hood of felt,not blockshape, not brims, plateoux, manchons	0	7.855	0	226.131
6502000000	Hat-shapes, plaited,by assembling stripof any material, no block shape,lined	0	114	0	1.656
6504000000	Hats,oth headgear/plaited,by assemblingstrips of any material, trimmed/not	1.616	28.263	8.428	217.416
6505100000	Hat&oth headgear, knitt/crochet,hair-nets	858	96.059	15.080	1.174.004
6505900000	Hat&oth headgear, knitt/crochet,oth than hair-nets	31.694	163.125	183.405	1.392.501
6506101000	Protective helmets for motorcyclistswhether/not lined/trimmed	46.311	443.810	145.429	1.510.098
6506102000	Industrial safety helmets, oth thansteel helmets whether/not lined	14.441	118.972	105.159	697.422
6506103000	Steel helmets	0	6.617	0	26.259
6506109000	Oth safety headgear	18.326	235.059	144.562	1.270.175
6506910000	Oth headgear of rubber/of plastics	4.706	159.084	18.557	307.889
6506991000	Nonwoven disposable headgear of othmaterials	1.272	1.274	31.270	31.378
6506999000	Nonwoven oth than disposable headgearof oth materials	10.548	73.373	22.059	591.844
6507000000	Head-band,lining,cover,hat foundation,hat frame,peak&chinstrap,for head-gear	32.463	276.348	78.200	1.172.399
6601100000	Garden/similar umbrellas	121.585	262.983	197.763	459.667
6601910000	Umbrellas having a telescopic shaft	238.747	968.487	389.875	1.489.009
6601990000	Umbrellas not having a telescopic shaft	910.502	3.277.808	1.129.110	3.935.410
6602000000	Walking-sticks, seat-sticks, whips,riding crops & the like.	2.708	35.425	9.229	124.445
6603200000	Umbrella frames, including framesmounted on shafts (sticks)	108.177	648.929	144.243	794.426
6603901000	Parts ror articles of heading 66.01	12.916	119.577	12.457	146.016
6603902000	Parts for articles of heading 66.02	17	4.125	16.002	58.307
6701000000	Skin&oth part f bird w their feathr/down, feathr/down,feathr,part of feathrs	0	71.277	0	216.524
6702100000	Artificial flower, foliage,fruit, partsof plastics	90.971	565.679	136.122	1.467.858
6702900000	Artificial flower, foliage,fruit, partsof oth materials	70.708	409.640	183.110	1.105.335
6703000000	Human hair, dressed, thinned,bleached,othwise worked for wigs/the like	4.818	30.559	329.614	2.267.139
6704110000	Complete wigs of synthetic materials	354	38.090	954	403.388

I.3. IMPOR MENURUT KOMODITI / IMPORT BY HS COMMODITY
*****DESEMBER / DECEMBER 2009 *****

H S	Uraian Komoditi Commodity Description	Berat Bersih / Net Weight (Kg)		Nilai / Value C.I.F (US\$)	
		Bulan ini Current Month	Kumulatif Cum.Jan. to date	Bulan ini Current Month	Kumulatif Cum.Jan. to date
6704190000	False beards, eyebrows,eyelashes,switches of synthetic materials	1.777	32.759	20.415	240.241
6704200000	Wigs, false beards, eyebrows,eyelashes,of human hair	933	2.397	1.180	7.790
6704900000	Wigs, false beards, eyebrows,eyelashes,of oth materials	5.502	27.487	46.602	108.923
6801000000	Setts, curbstones & flagstones, ofnatural stone (except slate)	66.366	1.893.232	14.387	432.210
6802100000	Tiles, cubes,similar articles, square<7 cm, art. colored, chipping & powder	700	936	2.860	6.118
6802210000	Marble, travertine & alabaster, simplycut/sawn a flat/even surface	1.223.257	13.421.863	423.373	5.381.025
6802230010	Oth monumntl/buildng ston&artcl thereof,granite polished slabs	1.558.424	15.123.505	485.071	4.697.002
6802230090	Oth monumntl/buildng ston&artcl thereof,granite oth thn polished slabs	55.959	430.903	19.516	308.476
6802290000	Monumental/building stone, simplycut/sawn a flat/even surface	77.071	531.358	16.895	124.347
6802910000	Marble, travertine & alabaster, futherworked	724.293	2.663.856	243.668	1.011.494
6802920000	Calcareous stone, further worked	0	898	0	2.784
6802930000	Granite further worked	401.401	2.338.964	126.294	687.679
6802990000	Monumental/building stone, furtherworked	54.433	181.924	37.476	242.935
6803000010	Slate(work&article/of agglomerat)slabs/roofing slates	0	92.237	0	87.489
6803000090	Slate(work&article/of agglomerat)oth thn slabs/roofing slates	9	182.531	156	69.727
6804100000	Millstones & grindstones for milling,grinding/pulping	576.193	5.434.836	1.025.654	8.198.958
6804210000	Millstones, grindstones, grinding ofagglomerated synthetic/natural diamond	161.896	1.023.150	305.728	2.345.755
6804220000	Oth millstone,grindstone,grinding wheel&the like of oth agglomerat abrasv/ceramic	524.659	5.181.643	1.740.624	12.217.481
6804230000	Oth millstone,grindstone,grinding wheel&the like of natural stone	168.862	1.728.475	203.955	2.085.580
6804300000	Hand sharpening/polishing stones	439.286	4.683.811	277.395	3.742.296
6805100000	Natural, art. abrasive powder,grainon a base of woven textile fabric only	88.520	1.041.331	321.954	4.198.230
6805201000	Polishing discs on base of paper/paperboard only	7.426	99.501	41.878	462.946
6805209000	Oth natural abrasive on base of paperor paperboard only	247.317	2.007.442	286.856	4.124.476
6805300010	Abrasiv powder/grain,natural/artificial,base of oth materl,polishing discs	16.737	270.728	100.878	1.050.542
6805300090	Abrasiv powder/grain,natural/artificial,base of oth materl,oth thn polish disc	73.713	822.716	245.749	2.344.628
6806100000	Slag wool, rock wool & similar mineralwools, in bulk, sheets/rolls	658.892	7.271.162	736.895	11.791.537
6806200000	Exfoliated vermiculite, expanded clays,foamed slag,similar exp.mineral mtrials	6.951	186.737	18.646	215.322
6806900000	Insulating, sound-insulating/sound-absorbing mineral materials	196.607	2.524.674	257.138	4.504.792
6807100000	Articles of asphalt/of similarmaterial in rolls	487.857	4.639.892	339.010	2.860.353
6807900000	Oth articles asphalt/similar material	784.098	4.780.652	674.993	3.401.989
6808000000	Panels, boards, tiles, & similar art.of vegetable fibre, agg with cement etc	182.037	1.806.010	49.010	2.035.783
6809110000	Boards, sheets faced, reinforced withpaper/board only	391.301	5.877.364	77.222	1.017.516
6809190000	Board, sheet not faced, reinforced withpaper/board only	2.183.493	17.218.513	476.771	3.703.417
6809909000	Articles of plaster/of compositionsbased on plaster oth than dental moulds	31	131.563	60	50.606
6810110000	Tile,flagstone,brickssimilar articlebuilding blocks & bricks	45.661	645.967	20.255	326.190
6810190000	Tile,flagstone,brickssimilar articleoth thn building block&brick	16.691	1.051.904	47.197	1.080.039
6810910010	Prefabrct structrl componnt for build/civil engineering concrete building pile	833.413	1.788.318	214.866	315.147
6810910090	Prefabrct structrl componnt for build/civil engineer oth thn conctr build pile	0	114.236	0	145.293
6810990090	Oth prefabricated structural component	6.029	1.851.574	12.279	469.266
6811400000	Article of cemnt,cellulosefibr/the likecontaining asbestos	274.881	3.938.703	68.097	899.335
6811810000	Article of cemnt,cellulosefibr/the likenot containing asbestos corrugated sheet	0	16	0	40
6811820000	Article of cemnt,cellulosefibr/the likeoth sheet,panel,tile&similar article	1.209.624	6.008.507	434.684	3.121.846
6811830000	Article of cemnt,cellulosefibr/the liketubes, pipes and tubes/pipe fittings	411	266.957	3.801	347.532
6811890000	Oth article of cement,cellulosefiber/the like	56.497	133.072	142.305	394.100
6812801000	Cloth&accessori,paper,millboard&felt,fabricated crocidolite fibres	1.715	19.622	16.260	93.955
6812809000	Oth thn cloth&accessori,millboard&felt,paper,fabricated crocidolite fibres	107.782	651.670	748.234	4.253.478
6812910000	Oth fabricat asbestos fibres;mix with aasbestos,cloth&accessr,footwear&headgea	980	8.711	11.299	99.981
6812920000	Oth fabricat asbestos fibres;mix with aasbestos,paper,millboard&felt	6.846	82.349	37.718	392.730
6812930000	Oth fabricat asbestos fibres;mix with aasbstos,compres fbrs joint,in sheet/roll	268	245.855	6.600	499.200
6812991000	Oth fabricat asbestos fibres;mix with aasbestos,cloth&accessori,paper,millboard	0	3.789	0	26.547
6812999000	Oth fabricat asbestos fibres;mix with aasbestos,oth woven/knitted fabrics	114.872	781.491	97.483	1.123.468
6813200000	Friction material and articles thereofcontaining asbestos	16.477	193.828	73.962	1.234.113
6813810000	Friction material&article thereof notcontaining asbestos brake lining&pad	103.033	934.858	783.578	8.293.931
6813890000	Friction material&article thereof notcontaining asbests oth brake lining&pad	72.276	951.793	1.202.835	9.603.374
6814100010	Worked mica & articles of mica, agglomerated,sheets,strips, simply cut to shape	10.464	102.912	19.909	386.285
6814100090	Oth worked mica & articles of mica,agglomerated, reconstituted	1.819	29.789	10.531	152.147
6814900010	Worked mica & articles of mica, in rolls& pieces, simply cut to shape	633	19.544	11.952	146.478
6814900090	Oths worked mica & articles of mica	142	9.233	624	72.260
6815101000	Yarn/thread non-electrical articlesgraphite/carbon	36	13.371	266	75.127
6815102000	Bricks, paving slabs, floor tiles, etcnon electrical articles graphite/carbon	104.533	2.056.051	511.977	1.878.849
6815109000	Oth non electrical articles graphiteor carbon	18.011	162.683	98.375	795.466
6815200000	Articles of peat	0	8.092	0	15.394
6815910000	Articles of stone, contents magnesite,dolomite/chromite	8.490	373.772	31.898	154.242
6815990000	Oth articles of stone,oth thn contentmagnesite,dolomite/chromite	24.524	105.297	55.186	278.504
6901000000	Bricks,blocks,tiles & oth ceramic goods of siliceous fossil meals/of similar	104	58.899	2.850	142.207
6902100000	Goods of siliceous cont by weight,singly/together mg,ca,cr > 50%	2.482.479	15.277.156	2.370.512	15.090.687
6902200000	Goods of siliceous cont by weight,singly/together alumina,silica > 50%	1.150.955	15.760.363	1.535.440	19.892.185
6902900000	Goods of siliceous cont by weight, ofoth metals compound	2.249.748	31.583.249	1.824.008	40.072.732
6903100000	Oth refractory ceramic goods cont byweight, graphite/carbon > 50 %	18.597	159.024	105.394	797.703
6903200000	Oth refractory ceramic goods cont byweight, alumina/silica > 50%	65.251	1.011.092	188.082	3.014.706
6903900000	Oth refractory ceramic goods cont byweight, oth metal compound > 50%	288.362	3.151.922	938.180	9.881.625
6904100000	Ceramics building bricks	37.387	255.617	15.658	270.621

I.3. IMPOR MENURUT KOMODITI / IMPORT BY HS COMMODITY

***DESEMBER / DECEMBER 2009 ***

H S	Uraian Komoditi Commodity Description	Berat Bersih / Net Weight (Kg)		Nilai / Value C.I.F (US\$)	
		Bulan ini Current Month	Kumulatif Cum.Jan. to date	Bulan ini Current Month	Kumulatif Cum.Jan. to date
6904900000	Flooring blocks, support/filler tiles& the like	0	40.195	0	104.041
6905100000	Roofing tiles of ceramic	16.705	414.046	4.893	256.273
6905901000	Lining bricks for ball millslining bricks for ball mills	1.281	147.870	3.214	187.659
6905909000	Chimney-pots,cowls,chimney liners, architectural ornaments & oth ceramic constr	1.034	25.768	17.147	53.769
6906000000	Ceramic pipes, conduits, guttering,pipefittings.	1	14.395	95	181.058
6907100000	Tile,cube&similar article,whether/notrectangular,circle <7cm	205.311	340.760	80.353	211.252
6907900000	Oth thn tile,cube&similar article,whether/not rectangular,circle<7cm	14.336.697	90.784.376	4.038.124	24.550.640
6908100000	Oth thn tile,cube&similar article,whether/not rectangular,circle>=7cm	0	174.694	0	156.890
6908901000	Oth thn tile,cube&similar articl,whethr/not rectangular,circle>=7cm,plain tile	214.401	2.631.812	69.159	720.320
6908909000	Oth tiles	3.495.353	29.785.326	1.047.506	8.538.882
6909110000	Ceramic wares for laboratory, chemicalor oth technical of porcelain/china	60.027	1.371.034	115.531	6.073.747
6909120000	Ceramic wares having a hardness >= 9the mohs scale	198.227	2.475.023	397.967	3.499.401
6909190000	Oth ceramic wares for laboratory,chemical/oth technical uses	1.321	422.069	19.561	1.816.120
6909900000	Ceramic trough,tub,used in agricultureceramic pots, jars for packing of goods	6.085	73.791	29.875	336.321
6910100000	Ceramic sinks, wash basins, wash basinof porcelain/china	500.399	6.495.585	392.973	5.861.711
6910900000	Ceramic sinks, wash basins, wash basinof oth than porcelain/china	227.204	1.978.858	197.893	2.080.644
6911100000	Tableware & kitchenware of porcelain/china	1.630.090	21.833.074	674.135	8.878.418
6911900000	Oth household, toilet articles ofporcelain/china	951	97.296	998	175.315
6912000000	Tableware & kitchenware, oth householdtoilet art, oth than porcelain/china	121.406	886.750	129.711	998.158
6913100000	Statuettes & oth ornamental ceramic art.of porcelain/china	41.038	840.422	26.631	634.426
6913900000	Statuettes & oth ornamental ceramic art.of oth than porcelain/china	21.014	184.173	25.489	237.850
6914100000	Oth ceramic articles of porcelain/china	27.586	444.344	19.490	409.753
6914900000	Oth ceramic articles of oth thanporcelain/china	18.054	200.390	94.066	532.760
7001000000	Cullet & oth waste & scrap of glass;glass in the mass.	3.559.499	32.921.990	218.639	2.346.468
7002100000	Glass in balls	2.057	398.529	12.060	179.699
7002200000	Glass in rods	113	3.230	14.005	48.750
7002311000	Fused quartz/oth fused silica forvacuum tubes	2	2.708	88	232.689
7002319010	Fused quartz/oth fused silica forenamel glass	72	4.090	2.347	27.172
7002319090	Glass in ball,tube of fused quartz/othfuse silica,oth thn boro silict glas tube	11.282	233.208	99.435	1.819.552
7002321000	Glass having a linear coefficient 0-300celcius for vacuum tubes	0	769	0	98.898
7002329010	Glass having a linear coefficient 0-300celcius for venamel glass	369.044	5.035.999	723.418	9.829.254
7002329090	Glass having a linear coefficient 0-300celc oth thn vacum/boro silict glas tube	10.595	75.016	55.402	869.452
7002391000	Oth transparent neutral glass forvacuum tubes	13	15.355	5	97.818
7002399010	Oth transparent neutral glass for enamelglass	22	253	7.001	27.921
7002399090	Oth glass having linear coeff. 0-300coth thn vacum&boro silict glas tube	8.876	27.896	159.453	371.196
7003121000	Optical colored glass, not opticallyworked	25.881	160.902	255.074	1.613.143
7003122000	Non wired sheets,in squares/rectangularshape incl.1,2,3,4 corners cut, colored	64.800	1.887.244	11.391	457.263
7003129000	Oth non-wired sheets colored glass	68.839	1.151.742	26.105	950.749
7003199000	Oth non-wired sheets not colored glassor profiles	415.949	5.096.443	130.961	1.490.896
7003200000	Cast glass and rolled glass,wired sheets	20.811	68.914	23.822	89.702
7003300000	Cast glass and rolled glass,profiles	0	35.229	0	89.278
7004209000	Optical drawn, blown glass, opticallyworked,flushed,opacified, absorbent	0	666.932	0	501.579
7004901000	Oth optical drawn,blown,not opticallyworked opacified, flushed, absorbent	5	5	340	340
7004909000	Oth optical drawn,blown glass,opticallyworked,flushed,opacified, absorbent	110	4.128.199	330	1.340.554
7005101000	Optical float glass,not optically worked,flushed,opacified, absorbent	0	283	0	373
7005109000	Float glass in sheet, optically workedflushed, opacified, absorbent	561.908	4.103.433	201.725	2.645.474
7005211000	Oth non-wired glass, colored, opacifiedoptical glass, not optically worked	0	1.003.436	0	395.764
7005219000	Oth non-wired glass, colored, opticallyworked, flushed, opacified	0	6.364.911	0	2.349.540
7005299000	Oth non-wired glass, not colored,optically worked	112.627	6.356.489	47.018	2.206.244
7005300000	Float glas&surface ground/polish glas,wired glass	20.791	20.799	34.968	35.131
7006001000	Optical glass, not optically workedfor glass of heading 70,03,70.04,70.05	2.888	79.496	10.286	142.187
7006009000	Optical glass, optically worked forglass of heading 70,03,70.04,70.05	124.288	1.610.996	126.266	1.682.475
7007111000	Toughened (tempered) safety glasssuitable for vehicles of chapter 87	77.098	523.987	329.477	2.501.348
7007112000	Toughened (tempered) safety glass suitable for aircraft,spacecraft of chap 88	0	4	0	20
7007113000	Toughened (tempered) safety glass suitable for railway/tramway, chapter 86	0	76	0	1.372
7007114000	Toughened (tempered) safety glass suitable for ships,boats,floating chapter 89	0	1.414	0	8.735
7007191000	Toughened (tempered) safety glass suitable for earth moving machinery	9	6.165	654	53.941
7007199000	Toughened (tempered) safety glass suitable for oth machinery	37.831	538.535	96.819	2.016.775
7007211000	Laminated safety glass suitable forvehicles of chapter 87	34.357	222.494	122.325	1.057.190
7007212000	Laminated safety glass suitable foraircraft/spacecraft of chapter 88	0	8	0	273
7007213000	Laminated safety glass suitable for railway/tramway locomotives, chapter 86	0	3	0	15
7007214000	Laminated safety glass suitable forships,boats,floating struct, chapter 88	0	17	0	151
7007291000	Laminated safety glass suitable forearth moving machinery	0	621	0	13.453
7007299000	Laminated safety glass suitable foroth machinery	1.484	113.175	43.621	438.703
7008000000	Multiple-walled insulating units ofglass.	111.452	1.376.463	116.992	1.420.951
7009100000	Rear-view mirrors for vehicles	199.486	1.384.403	1.183.665	10.499.207
7009910000	Glass mirros, unframed	57.179	1.019.601	315.655	1.983.369
7009920000	Glass mirros, framed	96.177	654.711	96.824	1.321.397
7010100000	Ampoules of glass	129.462	521.289	304.381	1.912.849
7010200000	Stoppers, lids & oth closures of glass	1.250	197.667	3.575	464.312
7010901000	Carboys, demijohns & bottles for injectables of a capacity > 1 ltr, of glass	9	40.648	436	50.796
7010902000	Bottles & vials for antibiotics, serums& oth injectables of capacity < 1 ltr	382.244	2.428.780	258.986	2.349.099

I.3. IMPOR MENURUT KOMODITI / IMPORT BY HS COMMODITY
*****DESEMBER / DECEMBER 2009 *****

H S	Uraian Komoditi Commodity Description	Berat Bersih / Net Weight (Kg)		Nilai / Value C.I.F (US\$)	
		Bulan ini Current Month	Kumulatif Cum.Jan. to date	Bulan ini Current Month	Kumulatif Cum.Jan. to date
7010903000	Oth bottles for intravenous fluids of glass	0	616.622	0	853.850
7010909000	Flask, jars, pots, phials, oth container of glass	5.476.758	62.063.698	2.955.382	32.968.639
7011101000	Stem for electric lighting	642	212.904	55.531	676.580
7011109000	Glass envelops for electric lighting oth than stem	255.449	4.119.441	147.171	3.614.900
7011201000	Television tubes, cathode-ray tubes	6.458.792	13.646.205	4.960.149	10.587.316
7011209000	Cathode-ray tubes, oth than television	8.776	99.519	7.758	153.760
7011900000	Oth glass envelopes, bulbs, tubes, open & glass parts thrf, without fitting	6	214.904	192	279.768
7013100000	Glassware of a kind used for table, kitchen, toilet, office of glass-ceramic	101.501	1.205.248	140.118	2.198.009
7013220000	Stemware drinking glasses, of lead crystal	7	430	550	42.296
7013280000	Stemware drinking glasses, neither glass-ceramics nor lead crystal	191.964	2.142.461	194.342	2.703.820
7013330000	Other drinking glasses, of lead crystal	5	17.907	13.308	37.558
7013370000	Other drinking glasses, neither glass-ceramics nor lead crystal	270.202	1.390.291	286.691	2.127.207
7013410000	Glassware for table (not drinking glass) kitchen purposes, of lead crystal	6.237	20.429	14.772	38.936
7013420000	Glassware for table (not drinking glass) kitchen, linear coef < 5x10 ⁻⁶ /Kelvin, 0-3000C	0	2.128	0	3.077
7013490000	Oth glassware for table (not drink glass) kitchen purposes, not ceramics	74.111	1.286.920	99.912	1.812.253
7013910000	Other glassware of lead crystal	4.368	26.200	9.636	64.152
7013990000	Other glassware	207.873	3.335.865	319.037	4.990.729
7014001000	Signalling glassware & optical element for motor vehicles	165	21.713	2.053	36.134
7014009010	Lighthouse lamp, ship/locomotive/railway lantern, aircraft, beacons aerodromes	1	6.871	440	7.908
7014009090	Other signalling glassware & optical elements of glass, not optically worked	55.593	152.803	206.216	451.704
7015100000	Glasses for corrective spectacles	21.758	336.735	137.366	4.549.904
7015901000	Clock or watch glasses	76.512	401.377	34.334	294.617
7015909000	Glasses for non-corrective spectacles; hollow glass spheres & their segments	9.001	37.541	8.898	115.541
7016100000	Glass cubes & oth glass smallwares, for mosaics or decorative purposes	181.872	392.412	60.701	330.549
7016900000	Oth articles of moulded glass; leaded lights; multicellular & smlr forms	845.631	3.322.399	343.075	9.187.225
7017101000	Quartz reactor tubes and holders, for production of semiconductor	10.086	10.661	165.815	172.375
7017109000	Other laboratory or pharmaceutical of fused quartz or oth fused silica	9.845	134.205	155.308	2.025.627
7017200000	Laboratory, hygienic/pharmaceutical with coef < 5x10 ⁻⁶ /kelvin, 0 - 3000 c	1.495	33.216	39.534	475.609
7017900000	Laboratory, hygienic/pharmaceutical glassware, fused quartz/oth fused silica	989	86.841	21.558	782.693
7018100000	Glass beads, imitation pearls, imitation precious & glass smallwares	286.082	3.615.811	324.264	4.052.024
7018200000	Glass microspheres <= 1mm in diameter	26.082	378.129	13.501	140.152
7018900000	Glass eyes, not prstic artcls, ornamt of lamp-worked glass, not imittn jewellery	40.137	335.056	81.016	805.333
7019100000	Chopped strands, of a length <= 50 mm	156.079	599.572	321.682	944.966
7019120000	Rovings of glass fibres	381.008	2.934.476	232.540	2.058.837
7019191000	Yarn of glass fibres	20.044	137.571	11.415	113.114
7019199000	Sliver & chopped strand of glass fibres	174.753	1.134.058	1.013.065	5.097.245
7019310000	Mats of glass fibres	779.077	5.568.507	946.038	6.527.591
7019320000	Thin sheets (voiles) of glass fibres	19.187	341.823	65.967	1.049.589
7019391000	Asphalt/coal-tar impregnatd glass-fibre outerwrap for pipelines	6.545	255.158	49.107	1.623.523
7019399000	Mattresses, boards and similar nonwoven products of glass fibres	320.401	1.654.128	467.344	2.560.820
7019400000	Woven fabrics of glass fibres rovings	191.647	1.896.863	212.719	1.966.408
7019510000	Oth woven fabric, of a width <= 30 cm	106	1.300	6.074	32.423
7019520000	Oth woven fabric, of a width > 30 cm plain weave, of single yarn	15.121	65.362	39.477	170.438
7019590000	Oth woven fabric, of a width > 30 cm	1.398	160.733	14.935	522.575
7019903000	Escape chutes of glass fibres	43	677	1.060	10.294
7019909000	Other articles of glass fibres	430.976	3.093.247	667.451	6.453.217
7020001100	Glass moulds for the manufacture of acrylic goods	13.405	47.108	40.214	90.155
7020001900	Glass moulds for other purposes	3.033	20.075	46.109	370.249
7020002000	Quartz reactor tubes & holders designed for production of semiconductor wafers	0	8.942	0	70.104
7020009000	Other articles of glass.	344.869	2.753.562	832.083	4.337.959
7101100000	Natural pearls	0	2.924	0	59.911
7101210000	Cultured pearls, unworked	0	67	0	7.169
7101220000	Cultured pearls, worked	0	4	0	886
7102290000	Diamonds, worked, not mounted or set, industrial	0	78	0	4.056
7103100000	Precious stones, unworked or simply sawn or roughly shaped	461	522	4.444	5.455
7103910000	Rubies, sapphires & emeralds, worked	9	9	311	311
7103990000	Other precious stones, worked	0	541	0	7.023
7104102000	Piezo-electric quartz, worked	0	4	0	11.908
7104900000	Other synthetic precious stones, worked	718	6.906	50.764	547.556
7105100000	Dust and powder of diamonds	43	1.842	30.063	286.416
7105900000	Dust & powder of other natural or synthetic precious/semi precious stones	0	500	0	7.277
7106100000	Silver powder	1	183	113	29.912
7106910000	Silver, unwrought	1.405	18.518	753.248	5.512.519
7106920000	Silver, semi-manufactured	1.918	10.199	285.526	5.735.516
7107000000	Base metals clad with silver, not further worked than semi-manufactured.	113	485	60.401	223.981
7108100000	Gold powder	244	4.858	34.256	576.982
7108121000	Gold in lumps, ingots or cast bars	18	15.858	747.079	4.366.276
7108129000	Gold in other unwrought forms :	2.419	53.100	628.475	5.682.312
7108130000	Gold, non monetary, oth semi-manufactured form	111	10.658	1.967.930	13.630.049
7109000000	Base metals/silver, clad with gold not further worked than semi-manufactured	418	747	60.550	160.906
7110111000	Platinum, in lumps, ingots, cast bars, powder or sponge	72	878	25	9.494
7110119000	Platinum in oth form, unwrought	67	1.220	877	17.699

I.3. IMPOR MENURUT KOMODITI / IMPORT BY HS COMMODITY
*****DESEMBER / DECEMBER 2009 *****

H S	Uraian Komoditi Commodity Description	Berat Bersih / Net Weight (Kg)		Nilai / Value C.I.F (US\$)	
		Bulan ini Current Month	Kumulatif Cum.Jan. to date	Bulan ini Current Month	Kumulatif Cum.Jan. to date
7110190000	Platinum, wrought	41	217	1.708	10.894
7110212000	Palladium in lumps, ingots, cast bars,powder or sponge	6	195	464	5.399
7110219000	Palladium, unwrouht, in other form	1	924	3	1.893
7110290000	Palladium, wrought	0	6	0	3
7110319000	Rhodium, unwrouht, in other form	0	10	0	2.990
7110390000	Rhodium, wrought	0	10	0	263
7110411000	Iridium, osmium & ruthenium in lump,ingots,cast bars,powder or sponge	0	90	0	985
7110490000	Iridium, osmium & ruthenium, wrought	68	1.756	502	50.581
7111009000	Base metals, clad with platinum,semi-manufactured	0	2	0	4.021
7112300000	Ash containing precious metal orprecious metal compounds	0	61	0	798
7112910000	Waste & scrap of gold, incl. metalclad with gold	0	1	0	1
7113111000	Parts of jewellery of silver	485	57.935	309.560	6.149.968
7113119000	Jewellery of silver	236	7.786	428	130.030
7113191000	Parts of jewellery of other preciousmetal	81	95	150	87.550
7113199000	Jewellery of other precious metal	1.818	18.077	27.645	2.152.272
7113201000	Parts of jewellery of base metal,clad with precious metal	0	41	0	10.198
7113209000	Jewellery of base metal, clad withprecious metal	728	4.748	2.887	30.120
7114110000	Articles of silversmiths wares ofsilver, whether or not plated or clad	0	267	0	4.082
7114190000	Articles of goldsmiths wares ofoth precious metal,	0	85	0	1.084
7114200000	Articles of goldsmiths wares ofbase metals, clad with precious metal	0	2	0	48
7115100000	Catalysts of platinum, in the formof wire cloth or grill	3	506	88.044	101.107
7115901000	Other articles of golds or silver	0	1	0	4.094
7115909000	Oth articles of precious metal/of metalclad with precious metal	380	102.348	6.805	248.263
7116100000	Articles of natural/cultured pearls	0	89	0	864.695
7116200000	Articles of precious/semi-preciousstones(natural/synthetic/reconstructed)	4	1.389	9.785	258.955
7117111000	Parts cuff-links and studs, of basemetal, whether or not plated	777	1.367	14.572	35.225
7117119000	Cuff-links and studs of base metalwhether/not plated with precious metal	18.264	87.842	28.254	232.557
7117191000	Bangles of base metal, whether or notplated with precious metal	5.326	58.406	25.647	282.733
7117192000	Parts of oth imitation jewelleryof base metal, whether or not plated	0	6.608	0	9.901
7117199000	Other imitation jewellery of base metalwhether or not plated	112.741	1.128.057	873.375	7.658.735
7117901000	Bangles	8.154	64.442	20.027	136.462
7117902000	Other imitation jewellery	279.263	2.192.137	558.111	4.416.924
7117909000	Parts of imitation jewellery	4.130	112.451	78.554	854.610
7118101000	Silver coin, not being legal tender	0	83	0	1.919
7118109000	Oth coin (not gold coin), not beinglegal tender	90.493	95.296	377.360	388.885
7118902000	Silver coin, being legal tender	0	385	0	159
7118909000	Oth coin (oth than gold/silver coin)	0	19.882	0	82.246
7201100000	Non-alloy pig iron cont. by weight0.5% or less of phosphorus	684.633	43.843.323	449.486	15.566.194
7201200000	Non-alloy pig iron cont. by weightmore than 0.5% of phosphorus	0	159	0	4.017
7201500000	Alloy pig iron; spiegeleisen	0	40.929.486	0	15.109.776
7202110000	Ferro-manganese, cont. by weight morethan 2% of carbon	790.000	8.709.257	1.202.550	6.712.070
7202190000	Ferro-manganese, cont. by weight <=than 2% of carbon	37.127	1.961.986	100.842	4.591.805
7202210000	Ferro-silicon, cont. by weight morethan 55% of silicon	333.387	12.010.123	422.742	14.361.976
7202290000	Ferro-silicon, cont. by weight <=than 55% of silicon	181.130	2.020.039	358.097	3.761.985
7202300000	Ferro-silico-manganese	325.200	23.512.466	410.266	24.657.917
7202410000	Ferro-chromium, cont. by weight morethan 4% of carbon	114.537	554.381	236.700	949.428
7202490000	Ferro-chromium, cont. by weight <=than 4% of carbon	681	200.502	9.259	580.514
7202500000	Ferro-silico-chromium	0	56.397	0	112.336
7202600000	Ferro-nickel	0	1.576	0	17.714
7202700000	Ferro-molybdenum	41.762	194.249	520.444	2.757.978
7202800000	Ferro-tungsten & ferro-silico-tungsten	3	2.512	125	2.525
7202910000	Ferro-titanium and ferro-silico-titanium	998	143.128	14.034	456.929
7202920000	Ferro-vanadium	13.554	40.870	89.008	455.542
7202930000	Ferro-niobium	0	44.385	0	1.008.057
7202990000	Other ferro-alloys	176.129	2.133.978	338.779	4.361.310
7203100000	Ferrous products obtained by directreduction of iron ore	60.898.954	222.619.965	20.519.757	70.125.784
7203900000	Other ferrous products	4.923	266.771	5.025	441.074
7204100000	Waste and scrap of cast iron	5.913.973	28.915.321	1.856.487	8.780.778
7204210000	Waste and scrap of stainless steel	28.057	152.652	13.642	101.415
7204290000	Waste and scrap of oth alloy steel	37.735.279	345.074.044	13.800.871	105.846.692
7204300000	Waste & scrap of tinned iron or steel	2.034.821	13.316.317	649.683	4.003.482
7204410000	Turnings,shavings,chips,milling waste,sawdust,filings,trimmings & stampings	1.266.325	8.164.459	417.924	2.264.444
7204490000	Other ferrous waste and scrap :	167.131.028	1.088.421.561	55.191.523	328.994.511
7204500000	Remelting scrap ingots	0	14.150	0	124.518
7205100000	Granules of pig iron, spiegeleison,iron or steel	529.271	5.478.145	539.281	6.029.840
7205210000	Powder of alloy steel	86.791	1.062.965	154.915	2.445.103
7205290000	Powder of pig iron, spiegeleison,iron or steel (oth than alloy steel)	59.095	2.564.226	201.316	3.869.345
7206101000	Iron and non-alloy in ingotscontaining by weight > 0.6% of carbon	0	226.201	0	171.594
7206109000	Iron and non-alloy in ingotscontaining by weight <= 0.6% of carbon	100.325	1.012.298	106.440	872.966
7206900000	Iron and non-alloy in primaryform other than ingots	186.617	2.947.004	1.431.001	12.549.715
7207110000	Semi-finished iron/non-alloycont. < 0,25% carbon ,rectnglr,square	18.845.847	520.143.937	8.907.647	211.373.579
7207121000	Slabs of iron/non alloy, cont.< 0,25%of carbon, other than square	210.563.985	1.398.861.190	105.726.841	609.986.903

I.3. IMPOR MENURUT KOMODITI / IMPORT BY HS COMMODITY
*****DESEMBER / DECEMBER 2009 *****

H S	Uraian Komoditi Commodity Description	Berat Bersih / Net Weight (Kg)		Nilai / Value C.I.F (US\$)	
		Bulan ini Current Month	Kumulatif Cum.Jan. to date	Bulan ini Current Month	Kumulatif Cum.Jan. to date
7207129000	Oth semi-finished iron/non-alloycont.< 0,25% carbon ,rectnglr,not square	12.325.193	124.660.778	5.736.312	56.497.733
7207190000	Oth semi-finished iron/non-alloycont.< 0,25% of carbon	320.022	12.592.094	195.653	6.839.054
7207201100	Slabs of iron/non alloy,cont.by weight> 0,6% of carbon	0	87.350	0	75.364
7207201900	Oth semi-finished iron/non-alloycont. by weight > 0,6% of carbon	546	2.592.377	7.251	2.056.375
7207209100	Slabs of iron/non alloy,cont.by weight0,25% <= carbon <= 0,6%	166.044	1.079.050	135.721	880.599
7207209900	Oth semi-finished iron/non-alloycont.by weight 0,25% <= carbon <= 0,6%	1.071.662	16.640.402	878.300	15.510.928
7208100000	Flat-rolled iron/nas,HRC,reliefwidth > 600 mm	9.970.333	49.266.109	5.707.207	27.733.369
7208251000	Flat-rolled iron/nas,HRC,pickled,width>600 mm, thick >= 4,75 mm for re-rolling	3.144	14.170.605	17.358	7.324.425
7208259000	Flat-rolled iron/nas,HRC,pickled,width>600 mm.thick>= 4,75 mm,not re-rolling	2.171.357	22.138.404	1.549.276	22.836.774
7208260000	Flat-rolled iron/nas,HRC,pickled,width>600,thick > 3 mm or but thick< 4,75 mm	8.157.471	54.724.280	6.034.091	43.749.775
7208270000	Flat-rolled iron/nas,HRC,pickled,width>600mm, of a thickness of less than 3 mm	14.732.404	110.893.824	10.675.751	87.120.392
7208360000	Flat-rolled iron/nas, HRC,width >600 mm, thick >10 mm	0	13.024.554	0	14.254.859
7208370000	flat-rolled iron/nas, HRC,width >600 mm, of a 4,75< thick< 10mm	3.823.696	30.332.743	2.574.214	22.078.146
7208380000	flat-rolled iron/nas, HRC,width >600 mm, of a 3< thick< 4,75 mm	4.786.742	33.347.314	2.362.703	18.771.419
7208390000	Flat-rolled iron/nas, HRC,width >600 mm, thick< 3 mm	41.364.329	272.416.449	20.531.388	143.295.173
7208400000	Flat-rolled iron/nas, HRnCreliief	1.824.227	6.689.237	1.206.246	4.441.924
7208510000	Flat-rolled iron/nas, HRnC,width>600 mm, of a thickness > 10 mm	9.016.879	107.080.545	6.315.767	99.915.159
7208520000	Flat-rolled iron/nas, HRnC,width>600 mm, 4,75 < thickness < 10 mm	2.450.097	69.505.507	1.752.802	52.472.533
7208530000	Flat-rolled iron/nas, HRnC,width>600 mm, 3 < thickness < 4,75 mm	560.326	2.056.537	472.565	2.086.692
7208540000	Flat-rolled iron/nas, HRnC,width>600 mm, thickness < 3 mm	8.466	2.393.637	5.808	1.704.316
7208900000	Other Flat-rolled iron/nas	1.207.209	22.983.451	1.321.161	22.063.128
7209150000	Flat-rol in coils, cold-rolledwidth > 600 mm, thickness >3 mm	1.019.294	4.861.835	740.818	4.764.779
7209160010	Flat-crc, pickled or not, 1<thick<3mm,600 < width < 1250 mm	11.717.171	76.944.592	8.360.671	57.905.385
7209160090	Flat-crc, pickled or not, 1<thick<3mm,width > 1250 mm	2.066.904	20.753.643	1.848.456	17.748.057
7209170010	Flat-crc, pickled or not, 0,5<thick<1mm,600 < width < 1250 mm	26.377.726	169.916.075	18.257.815	122.061.409
7209170090	Flat-crc, 0,5<thickness<1mmwidth > 1250 mm	7.285.561	64.938.978	5.524.089	53.315.943
7209181000	Tin-mill blackplate (tmbp), crcof a thickness < 0,5 mm	17.055.502	90.124.478	13.476.516	73.616.289
7209182000	Flat-crc, thickness<= 0,17 mmcontaining by weight<= 0,6% of carbon	0	6.955.960	0	4.068.937
7209189000	Flat-crc, 0,17< thickness< 0,5 mmcontaining by weight<= 0,6% of carbon	19.583.120	161.586.137	14.175.529	105.102.533
7209250000	Flat of iron/non-alloy, not in coilcold rolled, of a thickness >= 3 mm	1.762.840	9.672.189	1.623.551	8.450.879
7209260010	Flat of iron/non-alloy, not coil,coldrolled,1mm<thickness<3mm,width<=1,250 mm	206.498	1.605.046	101.596	819.188
7209260090	Flat of iron/non-alloy, not coil,coldrolled,1 mm<thickness<3mm,width>1,250 mm	22.999	1.156.475	19.325	564.884
7209270010	Flat of iron/non-alloy,not coil,coldrolled,0,5mm<=thickness<1mm,width<1,250mm	101.932	823.179	47.907	499.140
7209270090	Oth flat of iron/non-alloy,not incoil,cold rolled,0,5mm =< thickness<1 mm	102	779.908	2.593	460.673
7209281000	Flat-CRnC, thickness<= 0,17 mmcontaining by weight<= 0,6% of carbon	0	2.401.313	0	2.091.294
7209289000	Flat-CRnC, 0,17< thickness< 0,5 mmcontaining by weight<= 0,6% of carbon	136	1.093.516	1.470	636.818
7209901000	Flat of iron/non-alloy, cold-rolled,corrugated form	6.967	236.068	11.249	497.281
7209909000	Flat of iron/non-alloy, cold-rolled,other than corrugated form	586.652	5.509.192	102.810	1.647.480
7210111000	Flat-rolled of iron/nas,carbon>=0,6%plated or coated with tin,thick > 0,5mm	38.599	1.811.441	73.690	2.441.192
7210119000	Flat-rolled of iron/nas,carbon< 0,6%plated or coated with tin,thick > 0,5mm	43.001	12.579.722	59.901	12.313.458
7210121000	Flat-rolled of iron/nas,carbon>=0,6%plated or coated with tin,thick < 0,5mm	2.391.646	27.106.781	2.513.587	32.084.751
7210129000	Flat-rolled of iron/nas,carbon< 0,6%plated or coated with tin,thick < 0,5mm	7.600.247	55.851.439	7.338.865	56.672.785
7210201000	Flat-rolled of iron/nas,carbon>=0,6%plated or coated with lead, thick <1,5mm	638.784	3.037.595	865.251	4.423.710
7210209000	Flat-rolled of iron/nas,carbon>=0,6%plated or coated with lead, thick >1,5mm	11.597	1.600.667	77.197	2.288.024
7210301000	Flat-rolled of iron/nas,carbon < 0,6%plated or coated with lead, thick <1,5mm	4.694.259	36.455.169	3.954.994	31.468.026
7210309000	Flat-rolled of iron/nas,carbon < 0,6%plated or coated with lead, thick >1,5mm	1.748.555	18.333.350	2.181.745	24.959.684
7210419000	Flat-rollof iron/nas,othwise plated zinc,carbon< 0,6% ,corrugated,thick> 1,5mm	0	208.033	0	156.407
7210491000	Flat-rollof iron/non-alloy, othwiseplated zinc,not corrugated,thick <=1,2mm	8.462.549	45.472.164	7.197.089	41.598.892
7210492000	Flat-rollof iron/nas,othwise plated zinccarbon< 0,6% ,n-corrugated,thick<= 1,5mm	3.360.959	9.421.711	2.848.626	7.732.092
7210499000	Flat-rolled of iron/non-alloy, othwiseplated zinc,not corrugated,thick > 1,2mm	1.565.827	10.182.457	1.429.682	9.825.907
7210500000	Flat-rolled iron/non-alloyplated with cromium & or chromium oxides	4.045.868	22.139.581	4.025.093	24.046.184
7210611000	Flat-rolled iron/non-alloyplated with alumnm-zinc,thickness<=1,2mm	11.429.972	50.482.499	9.453.892	41.735.378
7210619000	Flat-rolled iron/non-alloyplated with alumnm-zinc,thickness >1,2mm	2.420.942	24.037.418	2.040.829	17.957.303
7210691000	Flat-rolled iron/non-alloyplated with oth alumnm,thickness<=1,2mm	670.407	9.973.407	827.620	7.079.339
7210699000	Flat-rolled iron/non-alloyplated with oth alumnm,thickness >1,2mm	242.684	1.970.505	312.774	1.916.821
7210701000	Flat-rollof iron/nas,painted, varnished,coated plastics,carbon<0,6%,thick<=1,5mm	10.521.580	42.414.423	11.053.074	44.154.140
7210709000	Flat-rollof iron/nas,painted, varnished,coated plastics,carbon<0,6%,thick>1,5mm	184.733	3.107.884	228.173	3.417.462
7210901000	Flat-rollof iron/nas,plated,coated othmetal,carbon<0,6%,thick<=1,5mm	0	698.723	0	841.941
7210909000	Flat-rollof iron/nas,plated,coated othmetal,carbon<0,6%,thick>1,5mm	319.138	5.419.994	607.519	8.880.000
7211131000	Hoop,strip iron/not alloy, HR, not clad150 mm<width<600mm,thick <= 4mm	0	11.987	0	67.248
7211132000	Rolled on 4 faces/in closed box,HR, notclad, corrugated,carbon<=0,6%,thick<=4mm	0	3.464	0	12.777
7211139000	Rolled on 4 faces/in closed box,HR, notclad, oth shape,thick<=4mm, width>150mm	273.086	7.562.577	267.943	5.389.521
7211141000	Hoop&strip iron/not alloy, HR, not cladcarbon<=0,6%,thick>=4,75mm, width<400mm	29.689	228.348	37.396	311.788
7211142000	Flat-rolled iron/not alloy, HR, not cladcorrugated, carbon <=0,6%,thick>=4,75mm	1.223	10.086	13.385	95.228
7211149000	Oth flat-rolled iron/not alloy,not cladhr, carbon <=0,6%,thick>=4,75mm	284.381	2.254.933	478.526	3.052.392
7211191000	Hoop&strip iron/not alloy, HR, not cladcarbon<=0,6%,thick<4,75mm, width<400mm	4.172	898.173	3.653	979.686
7211192000	Flat-rolled iron/not alloy, HR,not cladcorrugated, carbon<= 0,6%,thick <4,75mm	0	1.178	0	4.891
7211193000	Oth flat-rolled iron/not alloy,not cladhr, carbon <=0,6%,thick < 0,17 mm	0	2	0	56
7211199000	Oth flat-rolled iron/not alloy,not cladhr, carbon <=0,6%, 0,17<thick<4,75 mm	1.183.081	6.211.412	839.954	4.413.397
7211232000	Hoop&strip iron/not alloy,CR, not cladcarbon<=0,25%, width < 400mm	31.465	346.454	31.950	299.963
7211233000	Oth flat-rolled iron/not alloy,not cladcr, carbon < 0,25%,thick < 0,17 mm	3.996	3.996	7.949	7.949
7211239010	Oth flat-rolled iron/not alloy,not cladcr, carbon < 0,25%,thick < 40 mm	0	903	0	900

I.3. IMPOR MENURUT KOMODITI / IMPORT BY HS COMMODITY
*****DESEMBER / DECEMBER 2009 *****

H S	Uraian Komoditi Commodity Description	Berat Bersih / Net Weight (Kg)		Nilai / Value C.I.F (US\$)	
		Bulan ini Current Month	Kumulatif Cum.Jan. to date	Bulan ini Current Month	Kumulatif Cum.Jan. to date
7211239090	Oth flat-rolled iron/not alloy,not cladcr, carbon < 0,25%, thick >= 40 mm	215.510	1.589.655	217.963	1.767.590
7211291000	Flat-rolled iron/not alloy,CR,not cladcorrugated, carbon >= 0,25%	0	15.008	0	52.662
7211292000	Hoop&strip iron/not alloy,CR, not cladcarbon >= 0,25%, width < 400mm	245.222	2.526.696	257.683	2.575.384
7211293000	Oth flat-rolled iron/not alloy,not cladcr, carbon >= 0,25%,thick < 0.17 mm	0	9	0	158
7212109000	Oth Hoop&strip iron/not alloy,not cladcr, carbon >= 0,25%, width < 400mm	74.529	1.932.972	162.883	3.312.806
7211901000	Oth Hoop&strip iron/not alloy,not cladwidth < 400mm	1.972	714.529	6.918	1.041.299
7211902000	Oth flat-rolled iron/not alloy,not cladcorrugated, carbon < 0,6%	0	19.379	0	163.304
7211903000	Oth flat-rolled iron/not alloy,not cladthickness <= 0.17 mm	0	19	0	359
7211909000	Oth flat-rolled iron/not alloy,not cladthickness > 0.17 mm	656.328	6.498.183	761.137	6.624.570
7212101000	Hoop,strip iron/not alloy, coated tin,width < 400mm	1.638	135.722	2.742	200.471
7212109000	Flat-rolled iron/not alloy, coated tin,400 mm <= width < 600mm	553	476.319	3.667	597.252
7212201000	Hoop,strip iron/not alloy, width<400mm,elect coated with zinc	2.507	648.815	11.047	569.071
7212202000	Flat-rolled iron/not alloy,width<600mm,carbon<0.6%,thick<=1,5mm,elect coat zinc	38.858	67.557	68.605	146.343
7212209000	Flat-rolled iron/not alloy, other shapeelect coated with zinc	239.539	2.016.179	1.003.933	2.539.708
7212301000	Hoop,strip iron/not alloy, coated zinc,width < 400mm non-elect coated zinc	20.010	534.420	17.905	566.143
7212309000	Flat-rolled iron/not alloy, other shape,non-elect coated with zinc	14.586	103.309	12.653	183.787
7212401000	Hoop,strip iron/not alloy, coated zinc,width < 400mm, coated with plastic	271.976	2.715.664	331.532	3.644.013
7212402000	Flat-rolled iron/not alloy, carbon<0.6%,thick > 1.5 mm, coated with plastic	37.430	836.150	83.919	1.066.838
7212409000	Flat-rolled iron/not alloy, other shape,painted, varnished/coated with plastics	715.970	11.175.483	985.042	15.180.281
7212501010	Hoop,strip iron/not alloy, width<400 mm,coated with aluminium-zinc alloys	20.361	205.743	61.906	605.064
7212501020	Hoop,strip iron/not alloy, width<400 mm,coated with chromium	48	593.629	440	480.032
7212501090	Other hoop,strip iron/not alloy,width < 400 mm	12.249	137.987	27.110	197.348
7212502090	Other flat-rolled iron/not alloy,carbon<0.6%, thick > 1.5 mm	199.846	852.099	448.493	2.320.626
7212509000	Flat-rolled iron/not alloy, otherwiseplated or coated	94.595	5.130.412	66.724	3.492.042
7212601000	Hoop,strip iron/not alloy, cladwidth < 400mm	69.600	666.826	330.912	2.959.906
7212609000	Flat-rolled iron/not alloy, clad	23.974	1.107.349	35.512	1.041.728
7213100010	Containing indentations,ribs,grooves ofcircular crosssection <= 50 mm2	511	112.036	843	123.728
7213100020	Containing indentations,ribs,grooves ofrectangular, square <= 20 mm2 in width	446.756	1.219.810	271.772	757.546
7213100090	Containing indentations,ribs,grooves ofshape	7.674	2.098.974	19.337	1.812.517
7213200000	Other bars, rods, hot-rolled ,in irregularly, of free-cutting steel	416.066	1.874.763	413.835	2.401.302
7213910000	Other bars, rods, hot-rolled, circularcross-section < 14 mm in diameter	16.207.529	84.890.593	11.364.912	57.982.365
7213990000	Other bars, rods, hot-rolled , notcircular	6.699.621	52.578.291	4.413.890	36.292.225
7214101100	Oth bars,rods of iron, non-alloy steelforged,carbon<0.6%,circlr cross-section	21.156	9.632.080	27.387	5.453.233
7214101900	Oth bars,rods of iron, non-alloy steelforged,carbon<0.6%,not circular	16.284	452.591	36.011	1.220.609
7214102100	Oth bars,rods of iron, non-alloy steelforged,carbon>=0.6%,circlr cross-section	636.359	4.997.044	329.543	2.753.499
7214102900	Oth bars,rods of iron, non-alloy steelforged,carbon >= 0.6%,not circular	295.361	1.771.518	73.552	2.538.274
7214201100	Containing indentations, ribs, groovescarbon < 0.6%, circular cross-section	0	481	0	13.905
7214201900	Containing indentations, ribs, groovescarbon < 0.6%, not circular	2.391	1.160.454	14.038	722.606
7214202100	Containing indentations, ribs, groovescarbon >= 0.6%, circular cross-section	3	8	369	928
7214202900	Containing indentations, ribs, groovescarbon >= 0.6%, not circular	263	984.273	991	697.776
7214300000	Other bars & rods, not forged, offree-cutting steel	161.689	525.883	180.121	659.904
7214911010	Concrete steel, hot-rolled,hot-drawn,hot-extruded, carbon < 0.6%	684.600	10.276.346	444.057	7.579.459
7214911020	Shaft bars, manganese steel, hot-rolled,hot-drawn, hot-extruded, carbon < 0.6%	534.859	2.465.493	539.622	3.091.492
7214911090	Other bars & rods, hot-rolled,hot-drawnor hot-extruded, carbon < 0.6 %	137.392	3.372.669	114.225	2.627.099
7214912010	Concrete steel, hot-rolled,hot-drawn,hot-extruded, carbon >= 0.6%	0	1.275.405	0	646.928
7214912020	Shaft bars, manganese steel, hot-rolled,hot-drawn, hot-extruded, carbon >= 0.6%	2.234	24.337	10.043	182.587
7214912090	Other bars & rods, hot-rolled,hot-drawnor hot-extruded, carbon >= 0,6 %	492.263	1.610.093	845.846	2.704.791
7214991010	Carbon,oth than of circularcross-section: concrete steel	0	87.262	0	81.961
7214991020	Carbon, other than of circularcross-sect:shaft bars; manganese steel	74.930	1.688.267	213.967	2.711.185
7214991090	Oth. carbon, other than of circularcross-section	235	84.602	1.533	100.771
7214999010	Oth. carbon, other than of circularcross-section concrete steel	0	2.517.003	0	2.085.906
7214999020	Oth. carbon, other than of circularcross-sect:shaft bars; manganese steel	5.444.346	39.007.554	4.860.256	35.998.622
7214999090	Oth.Than Concrete steel, Shaft bars, manganes steel	14.717	311.445	60.440	621.909
7215100000	Oth bars & rods of iron/non-alloy steelfree-cutting steel,cold-formed/finished	322.092	5.701.130	591.503	8.371.818
7215509000	Oth bars & rods of iron/non-alloy steel	133.918	3.019.358	259.862	7.327.914
7215900010	Manganese steel/shaft bars,containingby weight less than 0.6% of carbon	45.212	514.709	46.402	501.518
7215900020	Oth Mangan steel/shaft bars,containingby weight less than 0.6% of carbon	190.502	2.042.449	124.919	2.104.756
7215900030	Manganese steel/shaft bars, containingby weight 0.6 % or more of carbon	21	1.614.341	800	1.184.990
7216100000	U, i or h sections , not further workedthan hot-rolled, of a height < 80 mm	1.153.517	21.262.104	879.292	17.581.755
7216210000	L section of iron/non-alloy steel, networked than hot-rolled,of a height<80 mm	262.546	5.443.875	280.579	6.434.378
7216220000	T section of iron/non-alloy steel, networked than hot-rolled,of a height<80 mm	26.640	200.809	17.316	175.793
7216310000	U, I or H sections, not further workedu sections	208.586	6.448.078	178.791	4.307.513
7216320000	U, I or H sections, not further workedi sections	1.717.278	12.200.512	1.176.096	7.995.295
7216330000	U, I or H sections, not further workedh sections	6.762.100	39.727.932	3.426.207	27.521.006
7216400000	L/T sect,not further work than hot-rollhot-drawn/extrud,a height of 80mm /more	961.281	3.057.417	620.090	2.264.113
7216501000	Oth angles,shapes§ions,not furtherof a height of less than 80 mm	214.753	1.300.059	214.548	1.390.089
7216509000	Oth angles, shapes & sect,not furtherof a height of more than 80 mm	5.606.956	57.012.335	3.995.849	47.933.093
7216610000	Angles,shapes§ions,not worked thancold-formed,obtain from flat-rolled prod	0	13.422	0	10.235
7216690000	Angle,shape§,not workthan cold formoth than obtain from flat-rolled product	361.938	1.949.036	511.469	2.598.303
7216910000	Oth angles,shapes§,not further workcold form/finish from flat roll product	0	22.038	0	53.731
7216990000	Oth angles,shapes§,not further workoth than cold form/finish,flat roll prod	1.855.482	9.482.308	1.453.762	9.719.281
7217101000	Wire of iron/non-alloy steel,not platd/coated,cont.carbon < 0.25% by weight	2.196.315	17.246.837	846.132	5.901.314

I.3. IMPOR MENURUT KOMODITI / IMPORT BY HS COMMODITY
*****DESEMBER / DECEMBER 2009 *****

H S	Uraian Komoditi Commodity Description	Berat Bersih / Net Weight (Kg)		Nilai / Value C.I.F (US\$)	
		Bulan ini Current Month	Kumulatif Cum.Jan. to date	Bulan ini Current Month	Kumulatif Cum.Jan. to date
7217102200	Bead wire;flat hard steel reed wire;notplated/coated; 0.25%=< carbon<0.6%	292.784	2.882.174	452.114	3.697.027
7217102900	Other wire of iron or non-alloy steel,not plate/coated, 0.25%=< carbon < 0.6%	2.060.397	13.195.905	1.248.401	9.546.632
7217103100	Spokes wire;bead wire;flat hard steelreed wire;not plated/coated,carbon>=0.6%	602.647	5.533.002	512.331	5.329.393
7217103900	Other wire of iron or non-alloy steel,not plated/coated, cont. carbon >= 0.6%	958.602	8.099.303	737.496	5.795.396
7217201000	Wire of iron/non-alloy steel,plated w/zinc, cont.carbon < 0.25% by weight	2.314.023	21.151.099	1.062.100	11.679.781
7217202000	Wire of iron/non-alloy steel,plated w/zinc,cont.carbon>0.25% & <0,45%by weight	464.709	1.429.150	194.997	807.838
7217209100	High carbon steel core wire,for almniumconductors steel reinforced (acsr)	103.130	162.862	52.018	529.658
7217209900	Oth than high carbonsteel core wire,foraluminium conduct steel reinforced(acsr)	667.448	4.951.695	947.211	6.823.595
7217301000	Wire of iron/non-alloy steel,plated w/oth base metal,cont.crbn<0.25% by weight	32	52.395	420	307.287
7217302000	Wire of iron/non-alloy steel,plated w/oth base metal,cont.0.25%=<carbon <0.6%	39.284	4.410.087	40.857	2.497.133
7217303110	Copper alloy coated high carbon steelwire coated with brass	2.050.364	20.758.551	2.459.857	27.465.074
7217303190	Copper alloy coated high carbon steelsteel coated with other copper alloys	536.114	4.293.775	640.127	5.296.612
7217303900	Other wire of iron or non-alloy steelplated with oth base metal,carbon>=0.6%	353.936	12.047.004	581.806	5.021.281
7217901000	Oth wire of iron/non-alloy steel,platedzinc>=240g/m?,silicon<=0.1%,cover by pvc	39.781	981.334	98.701	1.433.015
7217909010	Oth wire of iron/non-alloy steel,platedcontaining by weight 0.6% or more	62.246	422.469	140.710	1.047.704
7217909090	Oth wire of iron/non-alloy steel,platedexcluding goods of subheading 7217.90.10	112.527	3.256.929	160.575	3.662.383
7218100000	Ingots & oth primary forms of stainlesssteel	20.200	40.853	42.969	71.690
7218910000	Semi-finished prod.of stainless steelof rectangulr (not square) cross-section	16	8.670	402	70.563
7218990000	Oth semi-finished prod.of stainlesssteel	49.778	929.699	426.226	5.285.269
7219110000	Flat-roll prod of stainless steel,hotrolled,in coil of a thick exceed 10mm	8.831	227.003	56.236	629.367
7219120000	Flat-roll prod of stainless steel,hotrolled,in coil of a 4.75mm=<thick<=10mm	320.440	2.419.787	855.406	5.317.232
7219130000	Flat-roll prod of stainless steel,hotrolled,in coil of a 3mm<=thick<=4.75mm	7.739.649	76.663.182	12.831.504	114.333.428
7219140000	Flat-roll prod of stainless steel,hotrolled,in coil of a thickness<=3mm	761.683	4.772.225	1.426.527	7.492.249
7219210000	Flat-roll prod of stainless steel,hotrolled,not in coil of a thick > 10mm	1.207.982	22.023.989	1.408.837	18.754.308
7219220000	Flat-roll prod of stainless steel,hotroll,not in coil of 4.75mm=<thick<=10mm	2.628.303	46.632.714	2.537.363	40.332.802
7219230000	Flat-roll prod of stainless steel,hotroll,not in coil of a 3mm<=thick<=4.75mm	612.416	5.988.874	1.486.717	16.556.885
7219240000	Flat-roll prod of stainless steel,hotrolled,not in coil of a thickness<=3mm	28.543	1.184.857	30.008	2.789.431
7219310000	Flat-rolled prod.of stainless steel,cold rolled, of a thickness >= 4.75 mm	11.249	145.922	140.737	948.667
7219320000	Flat-rolled prod.of stainless steel,cold rolled, 3 mm =< thickness < 4.75 mm	255.359	1.531.737	647.640	3.469.044
7219330000	Flat-rolled prod.of stainless steel,cold rolled, 1 mm < thickness < 3 mm	1.236.381	9.626.816	2.210.667	16.429.560
7219340000	Flat-rolled prod.of stainless steel,cold rolled, 0.5 mm =< thickness <= 1 mm	1.030.701	9.040.426	2.071.131	17.031.156
7219350000	Flat-rolled prod.of stainless steel,of a thickness < 0.5 mm	620.692	5.970.363	1.262.361	11.274.795
7219901000	Oth flat-roll prod.of stainless steel,thick>=1.5mm & <125mm patterns from roll	10.169	38.886	33.363	168.388
7219902000	Oth flat-rolled prod.of stainless steel,of a thickness < 0.5 mm	660	47.338	9.934	133.121
7219909000	Oth flat-rolled prod.of stainless steel,of a thickness >0.5 mm	88.279	5.148.091	206.012	4.443.566
7220111000	Hoop & strip of stainless steel, hotrolled,of a thick >= 4.75 mm,widht<400mm	125.903	1.894.484	222.144	2.809.901
7220119000	Hoop & strip of stainless steel, hotrolled,of a thick >= 4.75 mm,width>400mm	61.141	12.519.376	122.142	9.901.458
7220121000	Hoop & strip of stainless steel, hotrolled,of a thick < 4.75 mm,width<400mm	44.784	463.810	84.514	840.302
7220129000	Hoop & strip of stainless steel, hotrolled,of a thick < 4.75 mm,width>400mm	436.592	2.439.844	615.101	4.121.873
7220201000	Hoop & strip of stainless steel, coldrolled, width < 400mm	44.927	1.080.702	220.015	2.527.088
7220209000	Hoop & strip of stainless steel, coldrolled, width>400mm	238.804	8.631.277	500.151	16.283.731
7220901000	Hoop & strip of stainless steel, notcold rolled, width < 400mm	30.256	180.680	406.673	1.781.672
7220909000	Hoop & strip of stainless steel, notcold rolled, width > 400mm	1.944.557	64.690.934	1.564.910	124.121.571
7221000000	Bars & rods, hot-rolled,in irregularlywound coils, of stainless steel.	2.737	1.181.811	31.916	1.440.462
7222110000	Bars,rods, hot-rolled, in irregularlyof circular cross-section	51.705	1.097.747	79.548	2.369.709
7222190000	Bars,rods, hot-rolled, in irregularlyof not circular cross-section	430.292	2.377.221	572.377	4.204.802
7222201000	Bars,rods, cold-formed or cold-finishedof circular cross-section	108.889	974.876	316.170	3.844.565
7222209000	Bars,rods, cold-formed or cold-finishedof not circular cross-section	107.189	3.669.823	526.743	8.272.424
7222301000	Other bars and rods of circularcross-section	9.860	522.613	40.908	1.133.415
7222309000	Other bars and rods of not circularcircular cross-section	181.804	4.450.348	477.930	5.376.928
7222400000	Angles, shapes and sections ofstainless steel	58.828	2.827.662	91.982	3.525.782
7223001000	Wire of stainless steel having a cross-sectional dimension exceeding 13 mm	32.156	273.743	126.907	1.149.604
7223009000	Wire of stainless steel having a cross-sectional dimension <= 13 mm	576.922	4.012.053	2.175.000	14.964.981
7224100000	Ingots & oth primary forms of oth alloysteel	0	1.480.580	0	1.743.181
7224900000	Semi-finished prod. of oth alloy steel	3.244.466	9.238.930	2.452.387	9.224.894
7225110000	Grain-oriented of silicon-elect steela width of 600 mm or more.	821.816	9.466.285	2.238.312	31.181.855
7225190000	Oth than Grain-orient of silicon-electsteel a width of 600 mm or more.	2.329.225	22.577.798	2.024.117	22.053.402
7225300000	Flat-roll product of oth alloy steel,ofnot further worked than hot-roll,in coil	2.697.066	11.210.963	2.092.193	9.236.099
7225400000	Flat-roll prod of oth alloy steel,of notfurther worked than hot-roll,not in coil	4.719.478	36.415.791	5.757.721	43.179.228
7225500000	Flat-roll prod of oth alloy steel,of notfurther worked than cold-rolled	1.161.734	13.838.701	886.632	10.825.592
7225910000	Oth flat-rolled prod.of oth alloy steel,electrolytically plated/coated with zinc	1.503.410	11.367.681	3.530.151	24.666.466
7225920000	Oth flat-rolled prod.of oth alloy steel,otherwise plated or coated with zinc	14.650	417.189	13.151	807.989
7225990000	Oth flat-rolled prod.of oth alloy steel,otherwise plated or coated with not zinc	1.001.001	9.067.114	958.840	10.209.078
7226111000	Hoop & strip, grain-oriented of siliconelectrical steel, of a width <= 400 mm	29.671	371.818	89.802	1.374.720
7226119000	Hoop & strip, grain-oriented of siliconelect steel, of a width >400 mm,<600mm	102.185	3.242.675	234.652	14.602.502
7226191000	Hoop,strip,oth than grain-orient ofsilicon elect steel,of a width<= 400 mm	36.016	275.786	150.393	1.163.871
7226199000	Hoop,strip,oth than grain-orient ofsilii elect steel,of width>400mm,<600mm	47.837	516.035	160.340	1.263.764
7226209000	Hoop & strip of high speed steelof a width > 400 mm, < 600mm	4.182	342.385	17.451	509.707
7226911000	Hoop,strip of oth alloy steel,hot rolled, of a width <= 400 mm	54.091	243.605	100.754	383.817
7226919000	Hoop,strip of oth alloy steel,hot rolled, width >400 mm, <=600mm	22.547	2.120.140	74.962	3.312.533
7226921000	Hoop,strip of oth alloy steel,cold rolled, of a width <= 400 mm	3.412	615.552	14.397	852.280
7226929000	Hoop,strip of oth alloy steel,cold rolled, width >400 mm, <= 600mm	59.522	903.667	72.850	1.060.562

I.3. IMPOR MENURUT KOMODITI / IMPORT BY HS COMMODITY
*****DESEMBER / DECEMBER 2009 *****

H S	Uraian Komoditi Commodity Description	Berat Bersih / Net Weight (Kg)		Nilai / Value C.I.F (US\$)	
		Bulan ini Current Month	Kumulatif Cum.Jan. to date	Bulan ini Current Month	Kumulatif Cum.Jan. to date
7226991000	Hoop & strip of oth alloy steel,width <= 400 mm	8.337	217.192	46.748	898.141
7226999000	Hoop & strip of oth alloy steel,width > 400 mm and <= 600mm	533.327	2.660.824	629.896	4.470.301
7227200000	Bars & rods, hot-rolled, in irregularlywound coils, of silico-manganese steel	0	8.371.460	0	6.356.412
7227900000	Oth bars & rods, hot-rolled, inirregularly wound coils	2.999.020	18.517.941	2.158.733	15.287.869
7228101000	Bars & rods, of high speed steel, ofcircular a cross-section	31.104	281.105	135.102	978.896
7228109000	Bars & rods, of high speed steel,not ofcircular a cross-section	133.085	1.386.813	386.874	2.663.833
7228201000	Bars & rods, of silico-manganese steel,circular a cross-section	1.829.795	10.231.056	1.546.547	8.037.776
7228209000	Bars & rods, of silico-manganese steel,not circular a cross-section	656.428	6.898.228	1.278.478	9.884.935
7228301000	Oth bars&rods,of silico-manganese steelof circular cross-section	5.866.859	33.951.565	7.073.532	43.178.200
7228309000	Oth bars&rods,of silico-manganese steelnot of circular cross-section	7.398.666	41.334.428	7.329.663	45.679.435
7228401000	Oth bars,rods,not further worked thanforget, of circular cross-section	880.590	3.093.090	375.992	1.447.624
7228409000	Oth bars,rods,not further worked thanforget, not of circular cross-section	51.772	7.782.683	131.482	5.408.092
7228501000	Oth bars,rods,not formed/cold finishedof circular cross-section	155.845	1.662.781	321.983	2.962.898
7228509000	Oth bars,rods,not formed/cold finishednot of circular cross-section	526.175	7.691.223	915.796	12.901.556
7228601000	Other bars and rods :of circular cross-section	89.252	3.571.289	82.253	5.465.419
7228609000	Other bars and rods :not of circular cross-section	285.610	6.271.632	515.380	8.379.170
7228700000	Angles, shapes and sections of otheralloy steel	3.199.125	14.450.137	2.061.175	10.244.236
7228801100	Hollow drill bars,rods, weight >=0.6%of circular cross-section	206.460	1.646.847	791.803	47.450.012
7228801900	Hollow drill bars,rods, weight >=0.6%not of circular cross-section	13.990	146.709	47.287	411.482
7228809000	Oth. Hollow drill bars and rods	19.094	1.839.776	310.034	6.849.169
7229200000	Wire of silico-manganese steel	447.370	5.806.965	565.544	6.386.338
7229900010	Wire of other alloy steel.of high speed steel	291.611	1.617.279	195.644	1.456.641
7229900090	Wire of other alloy steel.not of high speed steel	1.059.230	17.564.135	1.570.005	20.422.416
7301100000	Sheet piling of iron or steel	873.800	18.887.731	602.258	14.524.170
7301200000	Angles, shapes and sections of ironor steel	212.400	5.058.854	136.086	3.846.785
7302100000	Rails of iron or steel	459.753	11.775.957	385.183	12.364.805
7302300000	Switch-blades, crossing frogs, pointrods and other crossing pieces	345	72.030	4.136	216.521
7302400000	Fish-plates and sole plates of ironor steel	49.421	308.583	190.204	644.854
7302901000	Sleepers, of iron or steel	307.133	1.378.721	733.710	4.408.460
7302909000	Other than sleepers, of iron or steel	32.944	4.641.873	150.601	6.964.699
7303001010	Tubes,pipes of cast with an externaldiameter not exceeding 100 mm	57.172	408.527	323.512	2.046.617
7303001020	Tubes,pipes of cast with an externaldiameter not exceeding 150 mm	5.531	34.317	44.837	108.319
7303001030	Tubes,pipes of cast with an externaldiameter >150 mm and <=600 mm	47.608	1.902.509	123.991	1.788.801
7303001090	Oth.Tubes, pipes	1.555.894	11.878.401	286.521	2.808.966
7303009010	Hollow profiles, of cast iron withan external diameter < =100 mm	29	111.439	190	178.536
7303009090	Hollow profiles, of cast iron withan external diameter > 100 mm	528.395	8.298.957	963.431	16.215.380
7304110000	Tubes, pipes and hollow profiles,seamless, of stainless steel	5.140.982	38.985.401	8.697.105	79.017.668
7304190000	Oth.tube,pipe&hollow profile,seamless,line pipe of a kind use for oil/gas pipe	21.794.750	170.126.242	25.832.593	254.981.719
7304220010	Oth.tube,pipes&hollow profile,seamless,unfinished drill pipe (green pipe) with	0	635.461	0	3.427.976
7304220090	Oth.tube,pipes&hollow profile,seamless,unworked pipe end	269.775	5.897.807	583.247	11.655.255
7304230010	Unfinished drill pipe (green pipe) withyield strength less than 75,000 psi	198.812	405.578	992.000	1.574.406
7304230090	Oth. unfinished drill pipe (green pipe)	61.341	2.248.823	495.542	15.621.208
7304240010	Unfinsh case&tube, yield strgh<75000Psioth.of stanlss stel for drill	0	177.187	0	524.124
7304240090	Oth.unfinsh casetube&unworked,stainlesswith yield strength less than 75,000 psi	2.981	2.023.440	57.159	3.188.691
7304290010	Unfinsh casetube&unworked pipe endwith yield strength less than 75,000 psi	9.689.710	75.449.703	16.214.922	139.179.733
7304290090	Oth.unfinsh casetube&unworked pipe endwith yield strength less than 75,000 psi	1.686.463	64.240.431	1.950.886	122.304.192
7304311000	High press. conduits,of circular cross-sect.of iron/non-alloy steel,cold rolled	58.234	1.456.346	204.749	3.598.214
7304319000	Oth.drill Rod Casing&tubing withpin and box threads	814.935	9.228.401	1.848.469	21.424.203
7304390000	Oth. Drill Rod Casing and tubingwith pin and	2.138.292	13.152.671	2.045.593	23.380.335
7304410000	Cold-drawn or cold-rolled (cold-reduced)stainless steel	106.987	1.515.795	544.564	4.458.387
7304490000	Oth. Cold-drawn or cold-rolled(cold-reduced) stainless steel	70.463	1.275.862	605.395	4.872.994
7304511000	High press. conduits,of circular cross-sect.of oth alloy steel,cold rolled	7.826	27.833	24.204	109.190
7304519000	Oth tubes/pipes/hollow profiles,seamlesscold rolled,crclr c-s of oth alloy steel	71.996	610.202	292.678	3.865.960
7304590000	Oth.Drill rod casing&tubing with pin§.of oth alloy steel,cold rolled	506.650	3.983.672	4.126.086	16.750.835
7304900000	Oth.Drill rod casing&tubing with pin&cold rolled,crclr c-s of oth alloy steel	333.697	9.651.218	1.454.539	33.883.135
7305110000	Lines pipe, for oil or gas longitudinallsubmerged arc welded of iron/steel	327.311	1.780.337	524.066	5.758.355
7305120000	Lines pipe, for oil or gas other,longitudinally welded of iron/steel	0	461.114	0	972.778
7305190000	The oth.line pipe of iron/steel for oil,external diameter > 406.4mm	389.190	11.162.455	1.290.115	47.509.126
7305200000	Casing of iron/steel used in drillingfor oil/gas external diameter 406.4mm	0	3.169.190	0	6.707.659
7305311000	Lines pipe, for oil or gas longitudinallstainless steel pipes & tubes	61.230	1.227.995	134.140	2.353.244
7305319000	Oth.lines pipe,for oil/gas longitudinallstainless steel pipes & tubes	101.271	2.420.047	40.784	5.492.271
7305390000	Oth.lines pipe,for oil/gas longitudinall	7.101	1.482.475	81.430	2.804.867
7305900000	Oth.lines pipe,for oil/gas longitudinallsth.stainless steel pipes & tubes	1.102	2.501.226	3.052	3.169.232
7306110000	Line pipe of kind use for oil/gas pipewelded, of stainless steel	142.706	610.414	779.957	3.610.826
7306190000	Oth.line pipe of kind use for oil/gaspipeline,welded,of stainless steel	291.398	28.083.982	790.257	74.425.023
7306210000	Casing&tubing of a kind use in drillingwelded, of stainless steel	7.197	125.557	43.174	964.128
7306290000	Oth.casing&tubing of a kind use indrilling,welded,of stainless steel	747	4.085.943	6.115	5.839.097
7306301010	Boilr tube weld,of circuir cross-sect ofiron/non ally stel intrnl diamtr<12.5mm	40.130	332.256	52.923	450.046
7306301020	Boilr tube weld,of circuir cross-sect ofiron/non ally stel intrnl diamtr>=12.5mm	45.238	1.398.664	31.677	7.699.621
7306302010	Boilr tube weld,of single/double walled,coppr plate,intrnl diamtr<12.5mm	52.084	321.455	347.942	2.022.482
7306302020	Boilr tube weld,of single/double walled,coppr plate,intrnl diamtr>=12.5mm	24.273	1.084.496	38.922	1.102.550
7306303000	Boilr tube weld,of single/double walled,coppr plate,sheath pipe for heating	0	6.047	0	28.737

I.3. IMPOR MENURUT KOMODITI / IMPORT BY HS COMMODITY
*****DESEMBER / DECEMBER 2009 *****

H S	Uraian Komoditi Commodity Description	Berat Bersih / Net Weight (Kg)		Nilai / Value C.I.F (US\$)	
		Bulan ini Current Month	Kumulatif Cum.Jan. to date	Bulan ini Current Month	Kumulatif Cum.Jan. to date
7306309010	Oth.boilr tube weld,of single/doublewalled,coppr plate,intrnl diamtr<12.5mm	70.824	518.307	373.907	2.659.060
7306309020	Oth.boilr tube weld,of single/doublewalled,coppr plate,intrnl diamtr=12.5mm	831.477	5.621.402	1.413.038	9.452.023
7306401010	Oth.weld,of circlur cross-section ofweld boilr tube w intrnl diamtr<=125 mm	168	65.217	34.136	2.529.165
7306401090	Oth.weld,of circlur cross-section ofweld boilr tube w intrnl diamtr>125 mm	3.768	1.166.223	9.861	2.681.801
7306402000	Welded boiler tubes of stainless steelwith internal diametre >12.5 mm	62.706	795.335	98.376	2.313.886
7306403000	St'less steel pipes & tubes welded ofcirclr cross sec. w extrl dmtr>105mm	0	3.551	0	43.220
7306409000	Oth.,not welded of circular cross sect.with internal diameter > 12,5 mm	674.963	3.974.109	3.895.201	15.245.443
7306501010	Oth.boilr tube,weld,of circlr cross-sectn,oth alloy steel int.dmtr<=12.5mm	1.905	3.545	12.663	13.849
7306501020	Oth.boilr tube,weld,of circlr cross-sectn,oth alloy steel int.dmtr>12.5mm	0	4.695.702	0	34.210.015
7306509010	Oth.boilr tube,weld,of circlr cross-high pressure conduits	62	54.598	1.377	310.936
7306509020	Oth.boilr tube,weld,oth.thn high prsrconduit,oth alloy steel int.dmtr<=12.5mm	11.294	42.464	32.408	240.114
7306509030	Oth.boilr tube,weld,oth.thn high prsrconduit,oth alloy steel int.dmtr>12.5mm	834.181	2.078.745	3.783.440	18.522.301
7306610010	Oth.boilr tube,weld,square/rectangularcross sectin,with int.diamtr<=12,5mm	5.215	287.823	3.801	508.709
7306610090	Oth.boilr tube,weld,square/rectangularcross sectin,with int.diamtr>12,5mm	1.285.825	5.750.838	827.577	4.971.868
7306690010	Oth.boilr tube,non circlur crss-sectionwith internal diameter<=12,5mm	0	11.695	0	46.506
7306690090	Oth.boilr tube,non circlur crss-sectionwith internal diameter>12,5mm	28.761	892.011	25.685	4.729.012
7306901010	Bundy-weld pipes and tubes,with internal diameter <= 12,5mm	113	81.621	10.513	683.744
7306901090	Bundy-weld pipes and tubes,with internal diameter > 12,5mm	47.441	602.324	134.717	1.288.159
7306909010	Oth.thn bundy-weld pipes & tubes,with internal diameter <= 12,5mm	19.722	383.542	94.846	1.271.062
7306909090	Oth.thn bundy-weld pipes & tubes,with internal diameter > 12,5mm	787.401	22.533.019	1.951.058	47.218.872
7307110000	Cast fitting of non-malleable cast iron	47.304	426.981	35.625	573.329
7307190000	Cast fitting of other than non-malleablecast iron	265.097	5.596.652	1.325.323	18.451.105
7307210000	Other, of stainless steelflanges	211.121	5.958.218	808.285	13.929.866
7307220000	Other, of stainless steelthreaded elbows, bends and sleeves	97.977	1.351.735	670.061	8.978.375
7307230000	Other, of stainless steelbutt welding fittings	55.993	963.522	250.252	5.147.144
7307290000	Oth.,of stainlss steel oth.than flanges,butt welding,threaded elbow,bend&sleeve	349.030	3.552.895	1.490.792	13.175.724
7307910000	Tube or pipe fittings (couplings)flanges	679.699	11.186.260	1.643.116	35.894.536
7307920000	Tube or pipe fittings (couplings)threaded elbows, bends and sleeves	340.154	3.788.756	1.118.147	19.397.929
7307930000	Tube or pipe fittings (couplings)butt welding fittings	772.296	5.864.231	2.644.156	32.215.241
7307990000	Other tube/pipe fittings (couplings)	1.082.384	21.253.664	6.634.243	98.188.180
7308101000	Bridges and bridge sect. w prefab'tedtype joined by shear connectors	39	29.680	128	155.551
7308109000	Other bridges and bridge sections	45.863	3.449.552	59.313	9.756.431
7308201100	Towers with prefabricated modular type joined by shear connectors	99	6.068.834	7.644	27.674.988
7308201900	Other towers	203.097	1.643.602	277.763	3.679.823
7308202100	Lattice masts w prefabricated modular type joined by shear connectors	0	144.939	0	553.015
7308202900	Other lattice masts	36.646	2.560.778	965.625	8.578.130
7308300000	Doors, windows and their framesand thres hold for doors	82.850	1.588.609	449.429	6.623.279
7308401000	Equip. for scaffolding w prefabricatedmodlr type joined by shear connectors	3.600	153.286	5.610	235.784
7308409000	Other equipment for scaffolding,shuttering, propping or pit propping	145.712	2.481.597	342.618	7.457.126
7308902000	Other, prefabricated modular type joined by shear connectors	9.594	89.573	95.948	542.587
7308903000	Oth. corrug,curved/bent gal'v d plt fass'bly,into undgrnd conduits&culvert	67.925	666.893	109.731	1.341.826
7308904000	Oth parts of tub/tunnels,made of formd&bended corrugated sheet of iron/steel	5.596	1.277.152	17.912	2.352.134
7308905000	Other, prefabricated modularrail for ships	0	61.631	0	271.072
7308909000	Other structures and partsof structures of iron or steel	14.448.992	121.584.695	36.232.145	302.059.637
7309000000	Reservoir,tank,vat&similar containerof iron/steel, capacity > 300 ltr	594.340	7.895.884	3.545.342	35.915.227
7310100010	Tank,cask,drum,can,boxe&similarfor transporting or coagulating latex	3.284	76.983	26.586	190.839
7310100020	Tank,cask,drum,can,boxe&similarof iron or steel casting in the rough	43.094	352.720	94.938	822.367
7310100030	Tank,cask,drum,can,boxe&similarother of iron/steel forging/stamping	16.061	285.397	16.850	631.403
7310100090	Oth.tank,cask,drum,can,boxe&similar	280.039	6.150.364	528.398	16.318.700
7310211010	Cans <1L,closed by soldering ofiron/steel casting in the rough	5	39.016	205	81.690
7310211020	Cans <1L,closed by soldering ofiron/steel forging or stamping in	170	18.686	1.690	60.711
7310211090	Oth.cans <1L,closed by soldering ofiron/steel	51.278	351.557	172.014	914.697
7310219010	Cans >1L & <50L,closed by soldering ofiron/steel casting in the rough	18.611	52.096	64.824	386.702
7310219020	Cans >1L & <50L,closed by soldering ofiron/steel forging or stamping in	1.170	108.308	3.024	130.945
7310219090	Oth.cans >1L & <50L,closed by soldering ofiron/steel	228.535	1.710.162	651.861	4.494.906
7310291010	Cans <1L,not soldering ofiron/steel casting in the rough	1.173	6.747	19.893	112.666
7310291020	Cans <1L,not soldering ofiron/steel forging or stamping in	0	12	0	1.986
7310291090	Oth.cans <1L,not soldering ofiron/steel	162.960	893.046	505.662	2.687.648
7310299010	Cans >1L & <50L,not soldering ofiron/steel casting in the rough	40	2.933	694	19.600
7310299020	Cans >1L & <50L,not soldering ofiron/steel forging or stamping in	18	8.354	3.397	230.038
7310299090	Oth.cans >1L & <50L,not soldering of iron/steel	494.326	6.323.403	83.591	5.360.721
7311001100	Cont'ners for compressed/liquefied gasseamless stl cylinders, capacity< 30 ltr	38.561	393.903	94.240	1.115.998
7311001900	Other seamless steel cylinders	410.187	4.668.876	996.864	11.927.004
7311009100	Other containers of iron or steelwith capacity of less than 30 l	24.014	22.102.803	12.560	46.662.022
7311009900	Other containers of iron or steel	158.463	1.608.790	1.137.035	6.407.370
7312101000	Standed wr,ropes & cables for lockedcoil,flatt'ed strands&non rotting wr rp	42.982	1.248.666	172.890	3.514.399
7312102000	Stranded wire,rope&cables by plated/coatd wth brass,& of a nom.d<=3mm	790.464	5.254.773	1.921.316	13.197.552
7312104000	Stranded wire, rope and cables withstranded wire of diameter of< 3 mm	16.791	275.387	157.777	1.772.467
7312109000	Other stranded wire, rope and cables	3.142.847	25.862.339	4.183.981	52.629.265
7312900000	Oth stranded wire, rope and cables,plaitd bnds,slings&of ir/stl not elect	564.758	8.766.400	871.878	14.478.777
7313000000	Barbed wr of iron/steel; twisted hoop&of a kind used f fencing of iron/stl	120.276	1.332.343	80.274	773.012
7314120000	Woven cloth with endless bandsfor machinery, of stainless steel	1.223	38.640	63.304	664.868

I.3. IMPOR MENURUT KOMODITI / IMPORT BY HS COMMODITY
*****DESEMBER / DECEMBER 2009 *****

H S	Uraian Komoditi Commodity Description	Berat Bersih / Net Weight (Kg)		Nilai / Value C.I.F (US\$)	
		Bulan ini Current Month	Kumulatif Cum.Jan. to date	Bulan ini Current Month	Kumulatif Cum.Jan. to date
7314140000	Woven cloth, of stainless steel	31.523	208.020	310.176	2.465.961
7314191000	Endless bands for machinery oth thn ofstainless steel	195	95.222	2.817	178.250
7314199000	Other woven cloth, not stainless steel	11.257	88.778	76.715	704.156
7314200000	Grill&fencing,welded at the intersectofwr wth a max.sect.d>3mm&mesh s>100cm	277.914	5.069.990	297.100	3.625.468
7314310000	Other grill, netting & fencing,welddat the intersect.by pltd/coatd w zinc	484.249	4.324.429	275.019	2.077.644
7314390000	Oth grill, netting and fencing,welddat the intersection	533.294	5.059.919	441.098	6.583.978
7314410000	Oth cloth, grill, netting and fencingby plated or coated with zinc	241.736	1.355.977	209.712	1.017.952
7314420000	Oth cloth, grill, netting and fencingby coated with plastics	211.455	1.132.372	94.485	666.463
7314490000	Oth cloth, grill, netting and fencing	348.549	2.476.809	431.885	1.897.948
7314500000	Expanded metal	106.588	268.575	109.005	319.350
7315111100	Roller chain for bicyclesof mild steel	40.078	599.801	142.102	1.284.960
7315111200	Roller chain for motorcyclesof mild steel	331.034	4.107.142	1.044.125	15.438.297
7315111900	Other mild steel for roller chain	140.180	737.191	274.519	1.953.888
7315112100	Other roller chain for bicycles	23.197	234.192	35.418	200.179
7315112200	Other roller chain for motorcycles	667.755	6.173.054	1.725.821	15.926.530
7315112300	Oth roller chain transmis. type6mm < pitch length <= 3mm	12.856	172.891	194.651	1.538.568
7315112900	Other roller chain	170.925	2.213.495	525.417	6.760.418
7315120000	Other roller chainof mild steel	456.326	5.098.944	1.645.057	16.490.128
7315191100	Roller chain for bicyclesof bicycle chain	20	102	23	3.086
7315191200	Roller chain for motorcyclesof motorcycle chain	17.277	96.805	306.160	2.140.402
7315191900	Other roller chainof other mild steel	42.993	185.379	82.750	700.749
7315199100	Other roller chain for bicyclesof bicycle chain	0	2.886	0	21.738
7315199200	Other roller chain for motorcyclesof motorcycle chain	708	35.036	27.636	1.310.333
7315199900	Other roller chain of other thanbicycle chain&motorcycle chain	5.393	252.379	16.122	802.296
7315201000	Skid chainof mild steel	0	42.347	0	337.536
7315209000	Other Skid chainof mild steel	20.941	136.228	76.165	419.239
7315811000	Stud-linkof mild steel	12	30.692	239	114.433
7315819000	Other Stud-linkof mild steel	112.875	2.163.584	123.735	4.671.569
7315821000	Other, welded linkof mild steel	66	9.150	2.791	89.742
7315829000	Other, welded link	34.424	894.247	80.770	1.217.894
7315891100	Other chain for bicyclesof mild steel	13.760	13.796	5.009	5.539
7315891200	Other chain for motorcyclesof mild steel	102.041	682.368	1.249.653	10.086.789
7315891900	Other chain of mild steel not formotorcycles and bicycles	570	56.399	7.519	446.506
7315892100	Other chain for bicyclesof other than mild steel	1.450	12.484	12.302	70.334
7315892200	Other chain for motorcyclesof other than mild steel	2.253	73.018	691	46.412
7315892900	Other chain not mild steel, not formotorcycles and bicycles	119.520	1.066.905	267.561	4.337.141
7315901000	Other parts of chain for motorcyclesand bicycles	2.013	22.768	28.275	276.750
7315909000	Other parts of chain not formotorcycles and bicycles	227.108	2.885.685	741.769	11.994.228
7316000000	Anchors, grapnels and parts thereof,of iron or steel	511.085	5.298.908	926.279	13.405.869
7317001000	Wire nails	217.627	5.059.638	192.260	2.442.838
7317002000	Staples	180.611	1.540.507	162.229	1.306.093
7317009010	Dog spikes for rail sleepers,carding -tacks&similar articles,of iron or steel,	9.424	282.730	3.365	180.733
7317009020	connector & anti-splitting,connector andHob nails for footwear, ring nails	39.281	254.797	44.192	551.159
7317009030	connector and anti-splitting, connectorHooknails	2.218	431.255	12.966	231.455
7317009040	connector and anti-splitting, connectorCorrugated nails, drawing pins and tacks	922.557	7.099.218	328.566	2.515.448
7317009090	Oth.connector and anti-splitting,conn-ector and anti splitting	1.287.535	33.338.136	624.973	11.376.764
7318110000	Threaded articles for coach screws	3.780	154.742	19.501	270.935
7318121000	Other wood screws with an externaldiameter not exceeding 16 mm	2.690	113.872	3.517	270.598
7318129000	Other wood screws	54.900	906.516	300.887	3.695.508
7318131000	Screw hooks and screw rings with anexternal dmtr not exceeding 16mm	648	15.907	16.570	205.518
7318139000	Other screw hooks and screw rings	46.718	387.053	82.363	1.665.762
7318141000	Self tapping screw with an externaldiameter not exceeding 16 mm	5.578	166.076	75.946	927.617
7318149000	Other self tapping screws	14.969	217.169	233.929	2.023.955
7318151100	Screw metal with/without nuts/washerswith an external diameter <=16 mm	238.481	1.979.833	1.769.266	15.307.373
7318151200	Bolts for metal, with/ without nuts ofan external diameter <= 16mm	891.278	9.847.102	5.741.128	53.467.347
7318151900	Oth screws&bolts whether/not without -their nut/washers wth.an ext'l dmtr>16mm	175.720	1.649.171	705.707	5.401.143
7318159100	Other screws for metal with or withoutnuts or washers	44.159	855.249	519.444	5.051.933
7318159200	Other bolts for metal,with or without nuts	1.547.500	4.644.277	3.544.465	14.742.682
7318159900	Other screws and bolts whether or notwith their nut or washers	1.085.885	4.546.414	4.789.522	19.463.968
7318161000	Nuts with an external diameter notexceeding 16 mm	363.578	2.544.527	1.308.629	11.244.421
7318169000	Other nuts	639.853	8.449.616	3.564.119	34.742.677
7318191000	Other threaded articles of an externaldiameter not exceeding 16 mm	11.866	178.907	166.034	1.708.759
7318199000	Other threaded articles of ironand steel	745.404	4.376.343	1.414.690	9.356.645
7318211000	Non threaded artic. for spring washers&oth lock washers w an ext'nal d<16mm	9.330	61.028	42.119	331.914
7318219000	Other spring washersand other lock washers	67.407	813.074	615.653	6.296.365
7318221000	Other washers with an externaldiameter not exceeding 16 mm	36.202	456.051	487.710	5.497.810
7318229000	Other washers	277.198	2.566.570	2.555.175	23.348.662
7318231000	Rivet with an external diameternot exceeding 16 mm	19.669	161.812	113.528	1.224.246
7318239000	Other rivets	9.572	134.491	149.404	1.421.571
7318241000	Cotters& cotters pins with an externaldiameter not exceeding 16 mm	136.243	625.764	482.904	3.291.165
7318249000	Other cotters and cotter pins	79.558	586.579	896.795	7.924.845
7318291000	Oth non threaded articles wth anexternal diameter <= 16 mm	66.075	391.002	872.952	5.621.473

I.3. IMPOR MENURUT KOMODITI / IMPORT BY HS COMMODITY
*****DESEMBER / DECEMBER 2009 *****

H S	Uraian Komoditi Commodity Description	Berat Bersih / Net Weight (Kg)		Nilai / Value C.I.F (US\$)	
		Bulan ini Current Month	Kumulatif Cum.Jan. to date	Bulan ini Current Month	Kumulatif Cum.Jan. to date
7318299000	Other non threaded articles	303.904	4.367.005	2.424.612	31.357.058
7319200000	Safety pins	8.272	213.586	46.627	497.843
7319300000	Other pins	125.914	1.554.983	1.176.414	12.675.319
7319900000	Oth similar articles for use in hand,of iron or steel	31.694	502.159	197.232	2.308.136
7320101000	Leaf springs and leavesfor motor vehicles	47.720	422.575	178.229	2.113.274
7320109000	Other leaf springs and leaves	46.160	350.125	531.727	5.567.211
7320201000	Helical springs for motor vehicles	110.174	982.902	1.234.217	8.997.930
7320209010	Other Helical springs for motor vehiclesFor motor vehicles or earth moving	34.258	429.243	543.384	5.234.592
7320209090	Other Helical springs for motor vehicles	107.628	682.097	598.864	5.327.439
7320901000	Other springs and leavesfor motor vehicles	69.479	657.062	508.097	5.696.602
7320909000	Other springs and leaves	86.547	1.147.871	697.333	7.714.201
7321110000	Cooking appliances and plate warmersFor gas fuel or for both gas and other	81.231	746.250	335.390	2.740.127
7321120000	Cooking appliances and plate warmerswith liquid fuel	29.881	204.098	106.325	580.044
7321190000	Other Cooking appliances & plate warmersincluding appliances for solid fuel	3.810	82.545	12.942	237.085
7321810000	Other appliances with gas fuel orfor both gas and other fuels	0	36.088	0	71.641
7321820000	Other appliances with liquid fuel	0	18.101	0	39.103
7321890000	Other appliances with solid fuel	10.525	82.218	16.734	191.492
7321901000	Oth cooking appliances & plate warmersOf burner for kerosene stoves	2.987	134.502	5.284	320.751
7321909000	Other Cooking appliances and platewarmers	236.079	8.079.254	673.921	18.620.342
7322110000	Radiators and parts of cast iron	158	39.257	933	469.113
7322190000	Other parts of radiators	26.978	388.713	204.480	3.413.314
7322900000	Other radiators for central heating	22.976	974.230	529.876	21.190.993
7323100000	Iron/steel wool; pot scourers&scouringor polishing pads, gloves and the like	134.840	1.031.796	206.301	1.418.572
7323911000	Kitchenware of cast iron ,not enamelled	43.575	477.842	272.589	1.457.718
7323919000	Household articles of cast ironnot enamelled	9.213	647.803	29.890	1.791.962
7323920000	Household articles of cast iron,enamelled	128.853	937.557	199.586	1.198.134
7323931000	Kitchenware of stainless steel	380.848	3.539.502	973.731	8.710.433
7323939000	Other household articlesof stainless steel	239.525	1.597.728	377.712	3.376.358
7323940000	Household of iron(oth. than cast iron)or steel, enamelled	281.371	2.134.134	341.878	2.578.697
7323991000	Other kitchenware	240.462	2.513.908	362.174	4.425.662
7323999000	Other household articlesof iron or steel	115.858	1.378.071	209.831	3.040.495
7324100000	Sinks and wash basins,of stainless steel	116.112	1.466.800	239.984	2.982.693
7324210000	Bath of cast iron, whetheror not enamelled	6.994	48.907	26.377	183.142
7324290000	Bath of stainless steel	14.525	225.144	83.648	866.583
7324901000	Sanitary ware for flushing waterclosets or urinals (fixed type)	15.913	77.287	87.289	277.138
7324902000	Sanitary ware of bedpans,urinals(portable type) and chamber pots	718	8.416	3.000	44.378
7324909000	Other sanitary ware	169.334	1.233.923	327.132	3.062.474
7325101000	Other cast articles of non malleablecast iron by latex spouts & latex cups	5	23.127	936	76.617
7325109000	Other cast articles ofnon malleable cast iron	41.996	974.579	68.436	3.844.901
7325910000	Grinding balls and similar articlesfor mills	2.291.644	27.975.571	2.536.610	28.544.820
7325991000	Other cast articles of malleable castiron by latex spouts and latex cups	0	24.086	0	12.563
7325999000	Other cast articles ofmalleable cast iron	126.452	1.600.105	259.743	5.921.344
7326110000	Grinding balls&similar artic.for millsforged/stamped but not further works	1.816.218	34.864.032	2.115.858	41.665.787
7326190000	Other articles of iron or steelbut not forged or stamped	302.608	4.158.200	1.925.794	15.733.977
7326202000	Articles of iron or steel wirefor rat traps	2.698	12.092	11.347	30.389
7326205000	Articles of iron or steel wireWire poultry cages and the like	39.532	506.351	81.001	783.046
7326209000	Other articles of non ironor steel wire	88.800	2.082.417	276.378	4.701.003
7326901000	Ships' rudders not forged or stamped	49.598	502.975	361.529	3.908.552
7326903000	Stainless stl shield&clamp assembly withrub.sl for hubless cast ir&pipes fit.	98.725	1.442.505	656.517	6.303.349
7326904000	Latex spouts and latex cupsbut not forged or stamped	0	12.376	0	287.039
7326905000	Rat traps but not forged or stamped	1.089	7.666	2.412	49.800
7326907000	Stainless steel shield, clamp assemblyHorsesshoes; riding boot spurs	8.449	84.596	124.474	1.235.737
7326909000	Other articles not forged or steamed	3.410.667	36.358.021	25.969.510	146.930.124
7401000000	Copper mattes, cement copper(precipitated)	32.730	156.412	585.824	3.336.195
7402000000	Unrefined copper,copper anodes for elec-trolytic refining.	9.760	41.600	41.013	217.696
7403110000	Refined copper for cathodes andsections of cathodes	799.289	44.117.820	5.231.149	220.213.755
7403120000	Refined copper for wire-bars	94.216	282.743	74.100	269.498
7403130000	Refined cooper for billets	7.554.739	58.731.431	3.490.289	26.585.400
7403190000	Other refined copper, unwrought	437.189	1.067.905	2.387.843	5.851.678
7403210000	Copper alloys for copper-zinc basealloys (brass)	213.838	2.444.109	1.669.821	17.257.463
7403220000	Copper alloys for copper-tin basealloys (bronze)	107.684	311.035	430.269	1.610.111
7403290000	Copper alloys for oth copper alloys(oth than master alloys of head.74.05)	72.474	426.248	437.282	3.185.391
7404000000	Copper waste and scrap.	847.848	6.575.816	4.212.235	28.997.511
7405000000	Master alloys of copper.	0	19.802	0	130.578
7406100000	Powders of non-lamellar structure	21.405	236.831	185.619	2.072.154
7406200000	Powders of lamellar structure; flakes	24.639	311.992	197.634	2.795.123
7407103000	Profiles of refined copper	2.030	178.153	39.465	1.009.699
7407109000	Other Profiles of refined copper	134.623	1.587.811	843.304	8.388.561
7407210000	Profiles of refined copperOf copper-zinc base alloys (brass)	294.531	4.391.786	1.115.124	16.685.156
7407290000	Other of copper alloys	30.750	684.635	195.536	6.826.930
7408110000	Copper wire.Of which the maximum cross-sectional	576.766	4.296.690	3.868.492	20.512.828
7408190000	Other wire of refined copper	808.574	7.666.947	3.891.070	29.752.497

I.3. IMPOR MENURUT KOMODITI / IMPORT BY HS COMMODITY
*****DESEMBER / DECEMBER 2009 *****

H S	Uraian Komoditi Commodity Description	Berat Bersih / Net Weight (Kg)		Nilai / Value C.I.F (US\$)	
		Bulan ini Current Month	Kumulatif Cum.Jan. to date	Bulan ini Current Month	Kumulatif Cum.Jan. to date
7408210000	Copper wire of copper alloys withcopper zinc base alloys (brass)	96.810	1.417.586	707.980	8.555.843
7408220000	Copper wire of copper alloys w copper-nick bs alloys/c-nickel-zinc bs alloys	5.329	72.745	41.913	684.011
7408290000	Other copper alloys for copper wire	13.818	358.609	179.081	2.658.922
7409110000	Copper plates, sheets and strips, of refined copper in coils	92.845	1.624.660	634.816	9.536.617
7409190000	Copper plates, sheets and strips, of refined copper, not in coils	166.499	1.199.431	981.886	7.796.299
7409210000	Copper plates, sheets,strips, of copperzinc base alloys (brass), in coils	466.426	2.773.323	3.464.519	17.326.706
7409290000	Copper plates, sheets,strips, of copperzinc base alloys (brass), not in coils	163.059	1.203.848	758.980	5.223.784
7409310000	Copper plates, sheets,strips, of coppertin base alloys (brass), in coils	321.035	1.769.922	2.713.988	12.674.074
7409390000	Copper plates, sheets,strips, of coppertin base alloys (brass), not in coils	39.706	243.829	86.469	1.145.886
7409400000	Copper-nickel base alloy (cupro-nickel),copper-nickel-zinc base alloys unrefined	22.241	151.111	240.708	1.608.268
7409900000	Other copper alloys, unrefined	89	51.015	458	296.084
7410110000	Copper foil, refined, thickness < 0.15mm, not backed	74.536	511.455	647.557	3.483.317
7410120000	Copper alloys, refined, thickness< 0.15 mm, not backed	95.931	410.349	644.065	2.399.546
7410210010	Reinforced sheets/plates of polyamide,of refined copper, backed	40.673	960.175	156.557	4.009.275
7410210020	Reinforced sheets/plates of polyamide,Copper clad laminate for PCBs	386.539	4.789.705	1.611.032	20.084.059
7410210090	Reinforced sheets/plates of polyamide,Copper clad laminate not for PCBs	63.474	479.644	478.381	2.916.765
7410220000	Reinforced sheets/plates of polyamide,Of copper alloys, unrefined	9.243	169.994	78.718	1.020.915
7411100000	Copper tubes & pipes of refined copper	230.569	2.983.424	1.434.322	15.897.257
7411210000	Copper tubes & pipes of copper alloywith copper-zinc base alloys (brass)	152.007	1.021.871	857.572	5.803.139
7411220000	Copper tubes & pipes of copper alloywith cupro-nickel or nickel silver	1.276	53.076	55.858	948.765
7411290000	Other copper tubes and pipes	193.736	2.077.652	1.049.005	10.854.142
7412100000	Copper tube or pipe fitting ofrefined copper	7.729	65.986	56.019	384.239
7412201000	Copper tube or pipe fitting ofcopper-zinc base alloys (brass)	36.185	381.725	248.014	2.380.263
7412209000	Copper alloys, not brass, refined	24.818	850.985	148.553	3.538.567
7413000000	Stranded wire,cable,plaited bands,of copper, not electrically insulated.	88.499	769.570	567.040	3.379.498
7415101000	Nails&tacks(incl.drwing pins)of copperiron or steel with head of copper	32.557	297.831	60.399	586.500
7415102000	Staples and similar articles of copper	0	8.808	0	15.583
7415109000	Tacks, drawing pins, & similar articles	17.851	519.218	224.746	2.492.727
7415210000	Washers (including spring washers)but not threaded	5.058	151.576	55.790	789.231
7415290000	Other articles of copper, not threaded	13.370	201.169	207.145	1.161.142
7415331000	Screws	57.511	361.233	242.580	1.825.116
7415332000	Bolts and nuts	71.088	579.696	273.908	2.511.418
7415390000	Other articles of copper, threaded	42.838	556.349	172.303	2.191.747
7418110000	Pot scourers and scouring or polishingpads, gloves and the like	0	1.250	0	6.104
7418190000	Other Pot scourers & scouring/polishing	1.522	102.872	9.915	142.972
7418200000	Sanitary ware and parts thereof	9.428	73.000	45.810	509.263
7419100000	Chain and parts thereof of copper	1.863	31.448	27.237	101.445
7419910010	Fittings for fire hoses, of copper	734	56.749	10.083	323.411
7419910020	Reservoirs, tanks, vats and similarof copper	1.931	39.226	10.500	200.274
7419910030	Electroplating anodes,machine beltfor ships or other vessel	0	203.549	0	954.988
7419910090	Oth table, kichen,cast, moulded,stamped/forged but not further worked	175.815	373.350	273.483	1.391.618
7419991000	Electroplating anodes,machine beltfastener,fitting for ships,fire hoses	129.436	755.138	1.159.633	4.450.359
7419992000	Similar containers not fitted withmech./termal equip. of a cap.of <=300l	2.067	31.188	23.849	376.129
7419993100	Grill and netting of copper wirefor machinery	934	35.276	41.304	843.178
7419993910	Grill and netting of copper wireCloth suitable for making mosquito nets	0	13.889	0	18.135
7419993990	Other grill and netting of copper wire	1.452	9.707	34.413	279.496
7419994000	Other grill and netting of copper wireSprings	2.130	58.357	22.445	410.710
7419995000	Other grill and netting of copper wireCigarette cases or boxes and similar	1	5.773	34	31.521
7419999000	Other articles of non copper	43.805	227.335	74.999	969.326
7501100000	Nickel mattes	0	133	0	1.418
7501200000	Nickel oxide sinters&oth intermediateproduct of nickel metallurgy	0	2.722	0	7.773
7502100000	Nickel, not alloyed	46.388	510.940	384.178	5.336.669
7502200000	Nickel alloys	8	14	53	98
7504000000	Nickel powders and flakes.	7.440	37.322	46.423	609.240
7505110000	Bars, rods and profiles of nickel,not alloyed	365	10.110	7.606	186.888
7505120000	Bars, rods & profiles of nickel alloys	28	10.176	23.758	344.416
7505210000	Wire of nickel, not alloyed	3.069	79.228	69.226	1.433.174
7505220000	Wire of nickel alloys	28.706	167.141	385.114	2.360.454
7506100000	Nickel plates, sheets, strip&foil ofnickel, not alloyed	13.533	24.311	87.171	531.306
7506200000	Nickel plates, sheets, strip and foilof nickel alloys	131.975	454.656	920.535	5.484.445
7507110000	Tubes and pipes of nickel, not alloyed	504	12.294	5.045	439.550
7507120000	Tubes and pipes of nickel alloys	5.481	25.618	98.537	853.929
7507200000	Tube or pipe fittings	5.031	109.083	136.336	790.247
7508100000	Cloth, grill and netting,of nickel wire	21	5.052	3	57.195
7508903000	Bolts and nuts of non nickel	11.875	157.847	152.751	617.216
7508904000	Other articles suitable for usein building of non nickel	0	461	0	4.697
7508909010	Electro-plating anodes,wrought or un-wrought, including those produced by	40.562	287.423	596.002	2.799.132
7508909020	Screens for printing machines	2.200	51.945	115.339	1.178.991
7508909090	Other Nickel tubes, pipes, tube, pipefittings	2.845	41.266	28.854	1.905.873
7601100000	Aluminium, not alloyed	21.436.873	144.222.868	43.045.078	259.944.439
7601200000	Aluminium alloys	9.837.383	105.440.866	20.092.454	191.797.570
7602000000	Aluminium waste and scrap.	4.967.136	32.597.135	7.110.561	40.558.625

I.3. IMPOR MENURUT KOMODITI / IMPORT BY HS COMMODITY
*****DESEMBER / DECEMBER 2009 *****

H S	Uraian Komoditi Commodity Description	Berat Bersih / Net Weight (Kg)		Nilai / Value C.I.F (US\$)	
		Bulan ini Current Month	Kumulatif Cum.Jan. to date	Bulan ini Current Month	Kumulatif Cum.Jan. to date
7603100000	Aluminium powders of non-lamellarstructure	84.054	781.193	227.372	2.167.617
7603200010	Aluminium powders and flakes of flakes	1.986	57.553	12.814	86.990
7603200020	Aluminium powders and flakes,powderof lamellar structure	32.010	265.891	68.989	1.055.908
7604101000	Bars and rods of aluminium not alloyed	64.198	346.328	345.391	1.283.461
7604109010	Profiles suitable for use as heat sinkwith cross-sect.dimension < 17,5x17,5 cm	3.285	11.377	17.046	133.972
7604109090	Oth profiles suitable for use as heatsink	73.157	1.465.042	327.038	3.039.992
7604211000	Perforated tube profile for evaporatorcoils of mtr veh. ac mach.of alum.ally	316	104.120	20.833	375.451
7604219000	Oth hollow profiles of aluminium alloys	211.224	2.558.195	1.116.881	11.770.451
7604291010	Extruded bars and rods not surfacetreated	32.244	301.727	72.665	902.243
7604291020	Extruded bars and rods surfacetreated	2.603	31.071	20.347	100.972
7604293000	Y-shaped profiles for zip fasteners,in coils of non aluminium alloys	1.570	26.638	20.946	319.937
7604299000	Other bars, rods and profiles ofnon aluminium alloys	484.502	4.720.413	1.078.020	13.904.827
7605110000	Alum. wire of aluminium not alloyedwhich the max.cross-sect'l dim.exceeds	15.350	150.891	89.593	655.766
7605191000	Aluminium wire of non aluminium notalloyed with a diameter < 0.0508 mm	0	3.105	0	56.492
7605199000	Other aluminium wire of non aluminiumnot alloyed	43.766	511.606	408.620	2.247.195
7605210000	Alum. wire of aluminium alloys whichthe max.cross-sect'l dimension > 7 mm	3.338	42.185	13.388	147.229
7605291000	Aluminium wire of non aluminium alloyswith a diameter not exceeding 0.254mm	3.335	32.062	69.329	411.535
7605299000	Other aluminium wire of non aluminiumalloys	30.169	549.745	111.351	1.948.480
7606110010	Aluminium plates,sheets&strip of plain figured by rolling of thick.>0.2mm	61.970	629.722	151.404	2.053.011
7606110090	Oth aluminium plates,sheets&strip ofplain/figured by rolling of thick.>0.2mm	3.742.878	6.987.435	9.039.754	22.575.908
7606121010	Can stock (alloy 3004,3104 or 5182, ofthickness > 0,25 mm, in coil	56.487	460.329	238.802	2.128.085
7606121090	Oth.Can stock (alloy 3004,3104, 5182,of thickness > 0,25 mm, in coil	38.209	678.209	103.499	6.127.039
7606123100	Sheets o alum. rigid cont.sheets alloy5182,5082,hardnessh19<1,000mm in width	83.368	1.204.128	332.164	4.823.944
7606123910	Other aluminium sheet/coilnot exceeding 1,000 mm in width	692.252	8.834.297	2.115.920	23.406.830
7606123920	Other aluminium sheet / coilxceeding 1,000 mm in width	2.973.414	30.519.646	7.527.620	71.357.028
7606123930	Aluminium Litho Grade sheet/coil alloyha 1052 hardness temper h19 and alloy	1.326	69.505	8.865	178.510
7606123990	Other aluminium sheet	300.198	3.741.478	1.147.122	14.131.491
7606124000	Oth, plain/figured by roll./press. butnot surface treatedof non alum. alloys	341.662	1.662.459	1.127.530	4.757.191
7606129000	Other aluminium plate rectanguler ofaluminium alloys	213.143	3.324.525	575.821	10.555.388
7606912000	Oth alum. not alloyed,plain/figured byrolling/pressing b not surface treated	0	43.717	0	137.508
7606919000	Oth aluminium plate, not rectanguler ofaluminium, not alloyed	2.986	124.931	26.713	1.420.623
7606923010	Venetian blind slat,whether or notrolled or cut, in width ϕ1,000 mm	0	68.533	0	148.341
7606923020	Sheet or coil of alum. rigid containersheet alloy 5182,5082,hardness h19	201	371.108	5.407	1.358.226
7606923090	Oth.than Sheet/coil of aluminium rigidcontainer sheet alloy 5182,5082,hard h19	123.089	1.559.360	161.519	1.810.248
7606929010	Oth venetian blind slat,whether or notrolled or cut, in width ϕ1,000 mm	1	16.352	1	86.016
7606929020	Oth.sheet/coil of alum.rigid containersheet alloy 5182,5082,hardness h19	135	359	1.270	3.451
7606929090	Other aluminium alloys	501.763	1.898.017	900.491	3.718.208
7607110000	Aluminium foil not backed, rolledbut not further worked	321.160	6.530.354	1.167.398	22.991.713
7607191000	Foil of aluminium alloy A1075 or A3903not back,oth than rolled but not worked	4.139	357.917	35.570	2.484.814
7607199000	Oth than foil aluminium alloy A1075/a3903 not back,oth than roll but notwork	265.702	3.006.533	1.063.103	19.365.783
7607204000	Aluminium foil backed for imitationgold or silver	764	70.932	8.885	289.840
7607209010	Aluminium foil laquer coated (white orof thickness >0,05 mm or < 0,15 mm	172.906	1.188.023	1.997.687	8.209.992
7607209090	Oth.aluminium foil, backed,thickness <=0.2 mm	159.658	1.515.926	1.139.067	10.395.359
7608100000	Aluminium tubes and pipes ofaluminium, not alloyed	39.948	628.143	76.900	2.316.272
7608200000	Aluminium tubes and pipesof aluminium alloys	157.772	862.630	871.785	4.325.659
7609000000	Aluminium tube or pipe fittings (forexample, coupling,elbows,sleeves)	105.114	613.799	718.812	4.087.125
7610100000	Alum. structures for doors, windows &their frames and thresholds for doors	157.876	1.425.272	436.772	7.885.640
7610901000	Oth alum. structures for bridges andbridge section, towers, lattice masts	685	204.708	9.838	373.878
7610909000	Other aluminium structures	755.435	6.278.172	662.319	6.095.802
7611000000	Aluminium reservoirs, tanks, vats andsimilar containers for any material	98.607	217.122	1.330.991	1.846.009
7612100000	Alum. collapsible tubular containers	5.690	156.851	92.366	1.538.583
7612901000	Aluminium casks, drums, cans, boxes andseamless containers for fresh milk	2.814	8.607	15.915	50.684
7612909000	Oth.aluminium casks,drums,cans, boxes& containers, for any material	267.449	3.575.896	1.514.469	16.566.299
7613000000	Aluminium containers for compressedor liquified gas	1.737	45.767	49.990	288.733
7614101100	Cable with steel core of circularcross section not exceeding 500 mm	7	113.581	10	437.643
7614101200	Cable with steel core of crclr crosssection > 500 mm but < 1,000 mm	0	6	0	42
7614101900	Other cable wth steel core	58	380.925	208	621.468
7614109000	Other stranded wire with steel core	61.302	776.584	296.123	3.030.671
7614901100	Cable without steel core of circularcross section not exceeding 500 mm	356	415	641	2.248
7614901900	Other cable without steel core	2.735	52.227	130.722	769.722
7614909000	Other stranded wire without steel core	6.088	147.957	34.776	645.418
7615110000	Pot scourers and scouring or polishingpads,/gloves and the like of aluminium	441	44.100	267	42.664
7615190000	Oth table, kitchen/oth householdarticles & parts thereof of aluminium	147.580	1.204.266	380.700	2.898.445
7615201000	Bedpans, urinals (portable type)and chamber	4	41	118	1.176
7615209000	Other sanitary ware and parts thereofof aluminium	91.240	562.530	111.385	1.610.793
7616101000	Nails of aluminium	4.125	122.444	10.359	317.232
7616102000	Staples and hooks of aluminium	46.663	379.646	156.660	1.668.452
7616109000	Tacks, rivets,cotters,cotter pinsand washers of aluminium	73.656	664.685	626.931	6.857.766
7616910000	Other cloth, grill, nettingand fencing, of aluminium wire	46.903	488.237	39.241	389.574
7616992000	Ferrules for use in the manufactureof pencils	12.199	93.898	126.157	2.253.803
7616993000	Alum.slugs, round, of such dim. thatthe thick's>one tenth of the diameter	94.844	927.410	2.159.160	4.991.571
7616994000	Bobbins, spools, reels and similarsupports for textile yarn	305	50.139	4.472	202.634

I.3. IMPOR MENURUT KOMODITI / IMPORT BY HS COMMODITY
*****DESEMBER / DECEMBER 2009 *****

H S	Uraian Komoditi Commodity Description	Berat Bersih / Net Weight (Kg)		Nilai / Value C.I.F (US\$)	
		Bulan ini Current Month	Kumulatif Cum.Jan. to date	Bulan ini Current Month	Kumulatif Cum.Jan. to date
7616996000	Latex spouts and latex cups	0	150	0	684
7616999010	Venetian blinds	8.991	126.527	43.148	1.711.078
7616999090	Other articles of aluminium	323.944	3.194.895	2.449.396	21.029.424
7801100000	Refined lead	5.149.115	41.909.006	11.858.547	74.187.185
7801910000	Oth unwrought lead&containing by wgtantimony as the principal oth element	3.770.373	28.941.797	7.811.514	46.752.212
7801991000	Oth unwrought lead&containing by wgtunrefined	517.848	3.389.002	1.021.849	6.057.719
7801999000	Oth unwrought lead&containing by wgt	310.808	2.233.650	664.844	3.390.215
7804110000	Sheets, strip and foil of a thickness < 0,2 mm	172	6.140	1.717	80.874
7804190010	Lead embossed, cut to shape, perfortd,coated,printed, backed, reinforce mtrial	22	69.420	12.300	1.215.074
7804190090	Oth.lead plates, sheets, strip andfoil, lead	45.714	768.789	949.523	4.749.500
7804200000	Powders and flakes	0	29.396	0	11.895
7806002000	Other articles of lead,bars,rods,profiles and wire	461	32.555	21.291	566.182
7806003000	Other articles of lead,tubes,pipesand tube or pipe fittings (for	1	109.370	18	212.782
7806009010	Lead wool,washers,electro-plating anodes	231	21.605	1.366	191.430
7806009090	Other articles of lead	2.203	73.364	46.445	660.568
7901110000	Zinc not alloyed containingby weight 99.99% or more of zinc	5.315.101	54.351.118	11.756.037	88.505.562
7901120000	Zinc not alloyed containingby weight < 99.99% of zinc	3.647.671	32.020.064	8.104.905	55.157.196
7901200000	Zinc alloys	1.364.046	14.998.083	2.716.392	26.118.079
7902000000	Zinc waste and scrap.	0	3	0	44
7903100000	Zinc dust	67.454	1.232.950	168.692	2.769.367
7903900000	Zinc powders and flakes	207.966	1.332.433	760.015	4.231.626
7904000010	Zinc wire,bars,rods,not surface treated	39.689	235.550	244.951	889.020
7904000090	Zinc profiles	4.489	2.306.191	22.502	876.885
7905001010	Zinc plates, sheets, strip not surfacetreated	79.137	1.740.834	104.954	1.904.763
7905001020	Zinc plates, sheets, strip surfacetreated	79.930	424.253	65.865	477.329
7905002010	Zinc foil not surface treated	641	288.082	9.889	265.280
7905002090	Zinc foil Surface treated	53	84.557	1.453	229.060
7907003000	Gutters, roof capping, skylight frames& oth fabricated building components	389	1.211.773	2.442	1.240.597
7907004000	Zinc tubes, pipes,tube, pipe fittings(cuoplings, elbows, sleeves)	8.803	138.320	26.988	166.306
7907009010	Electro-plating anodes; stencil plates	36.362	513.110	49.021	891.780
7907009020	Domestic articles and parts thereof	53.514	177.989	71.261	266.732
7907009090	Oth articles of zinc oth than domestic	125.402	2.786.015	420.258	5.982.171
8001100000	Tin, not alloyed	1.497	57.297	41.744	441.779
8001200000	Tin alloys	8.362	32.123	250.329	522.057
8002000000	Tin waste and scrap.	0	14.441	0	150.431
8003000000	Tin bars, rods, profiles and wire.	49.298	425.252	641.898	8.487.596
8007002000	Other articles of tin, sheets and strip,Plates, thickness > 0,2mm	74.273	719.680	101.020	2.427.717
8007003000	Tin-foil (whether or not printed or backper),thick < 0,2 mm,powder & flakes	0	4.127	0	29.620
8007004000	Tin-Tubbes, pipes and tube or pipe fitti(for example, couplings, elbows, sleeves	1.221	9.041	2.880	35.824
8007009010	article of tin, Collapsible tubes fordentifrices, colours, and the like,	13	2.972	395	59.270
8007009090	Other articles of tin	22.361	755.795	52.867	1.079.197
8101100000	Tungsten (wolfram) powders	17.686	46.847	39.677	394.527
8101940000	Unwrought tungsten, including barsand rods obtained simply by sintering	325	3.898	10.665	62.728
8101960000	Tungsten wire	349	12.775	3.420	347.955
8101970000	Tungsten waste and scrap	0	134	0	3.887
8101990010	Tungsten bar&rods,oth than those obtaineplly by sintering,profiles, sheet, strip	87	50.120	782	1.576.365
8101990090	Other tungsten (wolfram)	3.121	61.791	97.888	1.706.630
8102100000	Molybdenum powders	2.301	2.695	7.747	20.690
8102940000	Unwrought molybdenum, including barsand rods obtained simply by sintering	0	67	0	1.482
8102950000	Molybdenum bar&rods,o.than those obt'dsimp. by sintering,profiles,strip&foil	15.159	44.981	20.021	321.341
8102960000	Molybdenum wire	262	10.492	22.366	734.328
8102990000	Other molybdenum	0	528	0	1.978
8103200000	Unwrought tantalum, including bars androds obt'd simp.by sintering; powders	27.950	46.207	2.134.529	8.967.383
8103900000	Other tantalum	0	203	0	4.741
8104110000	Unwrought magnesium containingat least 99.8 % by weight of magnesium	136.400	1.259.567	341.497	3.291.659
8104190000	Other unwrought magnesium	169	65.913	1.101	174.548
8104200000	Magnesium waste and scrap	1	530	45	359.993
8104300000	Magnesium raspings,turnings &granules,graded according to size; powders	10.050	58.511	88.860	518.562
8104900000	Other magnesium	0	24.331	0	73.170
8105201000	Unwrought cobalt	0	10.154	0	71.121
8105209000	Mattes cobalt; cobalt powders	718	1.951	20.409	61.180
8105900000	Other cobalt mattes	191	1.789	32.592	366.325
8106009000	Other bismut	1.019	8.527	26.070	74.114
8107200000	Unwrought cadmium, powders	0	234	0	9.770
8107900000	Other cadmium	0	44	0	774
8108200000	Unwrought titanium; powders	63	733	998	19.393
8108900000	Other titanium	62.774	873.628	503.934	14.401.703
8109200000	Unwrought zirconium; powders	8.362	16.882	2.206	34.823
8109900000	Other zirconium	6.355	36.108	19.050	153.804
8110100000	Unwrought antimony; powders	21.281	203.957	26.452	949.287
8110200000	Antimony waste and scrap	0	70	0	5.364
8110900000	Other antimony	0	19.895	0	88.587

I.3. IMPOR MENURUT KOMODITI / IMPORT BY HS COMMODITY
*****DESEMBER / DECEMBER 2009 *****

H S	Uraian Komoditi Commodity Description	Berat Bersih / Net Weight (Kg)		Nilai / Value C.I.F (US\$)	
		Bulan ini Current Month	Kumulatif Cum.Jan. to date	Bulan ini Current Month	Kumulatif Cum.Jan. to date
8111000000	Manganese and articles thereof, includewaste and scrap.	0	20.185	0	62.133
8112120000	Unwrought beryllium; powders	0	3.753	0	6.030
8112190000	Other beryllium	0	5.211	0	140.235
8112210000	Unwrought chromium; powders	9.953	47.230	82.630	449.008
8112290000	Other Chromium	1.221	1.718	116.723	146.913
8112990000	Other thallium	73.520	655.688	318.998	2.542.591
8113000000	Cermets and articles thereof,including waste	0	6	0	222
8201100000	Spades and shovels	613	63.129	3.535	97.718
8201200000	Forks	0	30.711	0	41.486
8201301000	Hoes (mamooties) and rakes	1.023	2.190	4.417	9.772
8201309000	Mattocks and picks	34	16.594	452	23.645
8201400000	Axes, bill hooks and similar hewing tool	80	2.407	352	6.877
8201500000	Secateurs & similar one-handed prunersand shears (including poultry shears)	4.047	91.913	9.960	150.303
8201600000	Hedge shears,two-handed pruning shearsand similar two handed shears	0	2.089	0	1.140
8201900000	Other hand tools of a kind used inagriculture, horticulture or forestry	0	3.013	0	15.456
8202100000	Hand saws	115.263	1.111.656	170.739	1.535.149
8202200000	Band saw blades	99.967	740.214	335.272	3.094.967
8202310000	Circular saw blades with working partof steel	24.226	102.398	86.370	448.517
8202390000	Other circular saw blades,including parts	48.075	450.266	59.379	1.148.387
8202400000	Chain saw blades	14.449	237.962	27.555	401.154
8202910000	Straight saw blades for working metal	388	75.656	3.391	112.975
8202991000	Straight saw blades	426	13.785	7.782	136.963
8202999000	Other saw blades	57.262	836.326	315.998	3.890.923
8203100000	Files, rasps and similar tools	58.218	386.272	92.076	802.650
8203200000	Pliers (including cutting pliers),pincers, tweezers and similar tools	201.448	2.230.421	363.498	4.034.021
8203300000	Metal cutting shears and similar tools	76.443	557.138	278.819	2.356.221
8203400000	Pipe-cutters, bolt croppers,perforating punches, and similar tools	100.059	479.078	143.271	1.847.867
8204110000	Hand operated spanners and wrencheson - adjustable	308.427	2.492.114	684.274	5.988.139
8204120000	Hand operated spanners and wrenchesadjustable	305.692	2.477.017	506.284	4.960.491
8204200000	Interchangeable spanner sockets,with or without handles	121.659	787.472	328.910	2.693.136
8205100000	Drilling, threading or tapping tools	72.915	733.561	547.380	3.633.509
8205200000	Hammers and sledge hammers	688.781	4.247.797	3.594.564	9.367.090
8205300000	Planes, chisels, gouges andsimilar cutting	65.455	1.234.723	97.582	1.695.937
8205400000	Screwdrivers	155.056	1.437.547	256.865	2.844.175
8205511000	Flat irons	452	4.751	557	30.081
8205519000	Other household tools	5.210	187.081	36.157	849.223
8205590000	Other hand tools , oth than householdtools	283.721	2.323.628	555.222	6.092.267
8205600000	Blow lamps	0	61.231	0	100.846
8205700000	Vices, clamps and the like	71.502	1.651.700	342.923	4.451.393
8205800000	Anvils; portable forges; hand-/pedal-op'ted grinding wheels with frameworks	22.644	253.096	66.091	527.632
8205900000	Sets of articles of two or moreof the foregoing subheadings	87.722	593.136	339.678	3.217.188
8206000000	Tools of two/more of the headings82.02to82.05 put up in sets for retail sale	136.169	1.764.223	1.113.787	7.894.164
8207130000	Rock drilling or earth boring toolswith working part of cermets	9.338	93.732	325.689	2.204.242
8207190000	Other rock drilling or earth boringtools, including parts	69.988	1.465.891	2.882.698	40.692.430
8207200000	Dies for drawing or extruding metal	26.822	591.585	581.290	11.687.425
8207300000	Tools for pressing, stampingor punching	56.021	889.296	1.733.256	16.962.537
8207400000	Tools for tapping or threading	9.606	190.467	403.272	3.418.910
8207500000	Tools for drilling,other than for rock drilling	109.148	816.440	648.739	9.531.562
8207600000	Tools for boring or broaching	3.313	72.222	279.910	2.347.346
8207700000	Tools for milling	13.215	99.924	195.545	2.770.616
8207800000	Tools for turning	15.488	331.419	441.536	4.248.743
8207900000	Other interchangeable tools	62.013	589.769	1.837.444	17.117.680
8208100000	Knives and cutting bladesfor metal working	14.397	142.369	514.891	3.672.999
8208200000	Knives and cutting bladesfor wood working	67.595	607.534	392.902	3.573.942
8208300000	Knives&cutting blades f kitchen app'es/for mach. used by the food industry	882	22.763	18.720	305.501
8208400000	Knives&cutting blades for agricultural, horticultural or forestry machines	7.127	87.109	55.054	417.892
8208900000	Other knives and cutting blades	463.090	2.085.816	2.524.847	14.721.367
8209000000	Plates, sticks, tipsand the like for tools,	50.230	392.051	979.859	8.128.927
8210000000	Hand-operated mechanicalappliances, weighing	178.920	1.094.069	201.485	1.185.182
8211100000	Knives with cutting blades,serratedor not and sets of assorted articles	292	146.175	1.304	476.663
8211910000	Table knives having fixed blades	5.875	137.039	45.291	641.596
8211925010	knives ,fix blades, handle of base metalfor agricultural, horticultural/forestry	1.790	3.489	2.247	12.129
8211925090	knives ,fix blades,handle oth than metalfor agricultural, horticultural/forestry	805	36.051	283	36.187
8211929010	Flick or spring knives; hunting,divingand scouts knives,penknives;blades>15 cm	4.833	17.155	9.261	76.230
8211929020	Other knives having fixed bladeswith handle of base metal	161	6.374	2.055	65.359
8211929090	Other knives having fixed bladeswith handle oth than base metal	3.328	60.917	11.521	257.294
8211932010	Knives,oth than fixed blades,with handlebase metal, for agricultural, forestry	15.638	16.144	10.528	14.446
8211932090	Knives,oth than fixed blades,handle oththan metal, for agricultural, forestry	0	11.007	0	27.395
8211939010	Knives having other than fixed bladeswith handle of base metal	13	1.289	1.249	13.737
8211939090	Knives having other than fixed blades,with handle oth than base metal	921	58.733	43.623	297.370
8211940000	Blades with handle of base metal	22.837	311.353	240.471	1.592.630
8211950000	Knives with handles of base metal	6.027	69.887	22.378	441.826

I.3. IMPOR MENURUT KOMODITI / IMPORT BY HS COMMODITY
*****DESEMBER / DECEMBER 2009 *****

H S	Uraian Komoditi Commodity Description	Berat Bersih / Net Weight (Kg)		Nilai / Value C.I.F (US\$)	
		Bulan ini Current Month	Kumulatif Cum.Jan. to date	Bulan ini Current Month	Kumulatif Cum.Jan. to date
8212100000	Razors	21.365	165.802	157.543	1.018.171
8212201000	Safety razor bladeswith double-edged razor blades	67.248	821.898	1.053.603	10.295.314
8212209000	Other razors and razor blades	46.707	537.881	80.351	1.044.453
8212900000	Other parts of razors and razor blade	458	12.893	1.426	248.941
8213000000	Scissors, tailors' shearsand similar shears,	147.613	902.857	170.194	1.432.549
8214100000	Ppr knives,litr openers,erasing knives,pencil sharpeners and blades therefor	56.874	742.546	101.488	1.440.139
8214200000	Manicure or pedicure setsand instruments	39.969	503.781	121.481	1.051.752
8214900000	Other articles of cutlery	93.412	575.148	86.929	1.133.399
8215100000	Spoons,forks,ladles,skimmer,cake serv.&fish knives sets of assorted articles	49.706	317.261	57.920	378.624
8215200000	Similar kitchen and tableware,other sets of assorted articles	8.640	260.779	27.115	658.256
8215910000	Similar kitchen and tablewareplated with precious metal	0	2.353	0	25.927
8215990000	Other similar kitchen and tableware	309.198	2.675.659	453.578	4.499.706
8301100000	Padlocks	286.665	2.955.439	549.373	4.893.177
8301200000	Locks of a kind used f motor vehicles	110.595	1.251.985	1.313.945	12.999.182
8301300000	Locks of a kind used for furniture	518.484	3.452.465	555.177	3.908.082
8301400000	Other locks	938.785	7.036.088	1.356.560	11.173.332
8301500000	Clasps and frames with clasps,incorporating locks	15.712	160.121	231.399	1.752.254
8301600000	Parts of padlocks and lock	426.844	3.798.064	2.151.209	18.062.981
8301700000	Keys presented separately	33.239	207.561	69.939	562.916
8302100000	Hinges	1.161.460	10.153.219	1.486.399	13.576.058
8302200000	Castors	321.729	3.047.732	496.518	4.360.501
8302300000	Oth mountings, fittings and similararticles suitable for motor vehicles	292.495	2.124.210	1.986.315	15.687.608
8302413010	Hasps ; suitable for buildingsuitable for building	129.809	1.869.020	105.296	1.675.915
8302413090	Bolts, hooks, eyes and staplessuitable for building	67.774	688.918	79.909	740.458
8302419000	Other mountingsuitable for building	639.003	5.784.918	1.786.396	9.027.726
8302421000	Bolts and haspssuitable for furniture	55.256	470.215	71.768	724.852
8302429000	Other Mounting ; suitable for furniture	824.865	9.433.185	1.927.691	18.119.655
8302491000	Mounting of a kind suitable for saddlery	90	162.864	1.982	365.960
8302499000	Other mounting ; oth than of a kindsuitable for saddlery	421.952	3.328.799	658.391	11.263.025
8302500000	Hat-racks,hat-pegs, bracketsand similar fixtures	102.040	625.402	139.675	1.177.793
8302600000	Automatic door closers	51.834	613.349	202.859	1.614.292
8303000000	Armoured/reinforced safes, strong-boxesand doors and safe deposit lockers	180.498	2.241.733	318.760	3.864.162
8304001000	Filing cabinets or card-index cabinets	21.074	357.046	57.158	754.661
8304002000	Office or desk equipment of copper orof lead	565	8.943	2.478	25.172
8304009000	Other similar office or desk equipment	153.436	2.228.034	2.192.823	16.209.514
8305101000	Fittings for double loop wire bindersdouble loop wire binders	35.730	272.919	54.372	442.617
8305109000	Fittings for loose-leaf binders or filesoth than double loop wire binders	103.355	1.294.841	164.855	1.677.549
8305200000	Staples in strips	179.959	1.719.495	215.112	2.113.230
8305900000	Letter coners, paper clips, indexingtagsoffice articles	283.635	2.242.550	609.748	5.971.077
8306101000	Bells for cycles	14.045	83.352	11.962	146.700
8306102000	Bells, gongs and the like, of copper	871	3.326	6.824	19.407
8306109000	Bells, gongs and the like,oth than of copper	766	35.210	1.189	117.071
8306210000	Statuetes and other ornamenplated with precious metal	0	1.569	0	10.496
8306291000	Statuetes and other ornamen, of copperor lead	405	2.010	1.728	10.586
8306299000	Statuetes and other ornamen, of oth thancopper or lead	10.571	76.543	39.101	248.586
8306301000	Photograph, picture or similar frames;mirrors : of copper	0	1.294	0	8.991
8306309000	Photograph, picture or similar frames;mirrors : of oth than copper	16.304	359.245	40.038	799.873
8307100000	Flexible tubing of base metal, withor without fitting of iron or steel	78.200	981.918	634.406	7.360.032
8307900000	Flexible tubing of base metal, with orwithout fitting of other base metal	11.674	423.252	77.852	5.456.771
8308100000	Hooks,eyes&eyelet o base metal of a k.used f cloth,footwear,awnings&handbags	154.965	2.341.157	1.408.329	18.644.222
8308200000	Tubular/bifurcated rivets of bs metalof a kind used for clothing,footwear	23.551	254.641	169.804	2.398.664
8308901000	Beads of base metal	49.890	365.173	356.226	2.461.155
8308902000	Spangles of base metal	8.728	84.836	92.594	962.391
8308909000	Other clups and parts	512.820	4.171.589	2.319.870	19.279.018
8309100000	Crown corks of packing accessoriesof base metal	13.431	124.855	37.279	379.058
8309901000	Capsules for bottles of base metal	13.910	91.638	49.922	770.704
8309902000	Top ends of alum. cans of base metal	276.302	2.569.391	1.663.322	15.197.724
8309903000	Other caps for cans of base metal	114.783	1.351.679	342.305	3.787.393
8309904000	Bungs for metal drums; bung covers;seals;case corner protectors	30.856	306.432	109.515	1.326.261
8309905000	Oth packing accessories, of aluminium	45.258	653.786	403.234	5.939.504
8309909000	Oth packing accessories, of base metal	403.086	1.901.118	1.287.896	10.609.722
8310000000	Sign , name, address and similar plates,numbers, and oth symbols, of base metal	11.237	174.518	163.611	1.648.872
8311101000	Coated electrodes of base metal,for electric arc-welding : In rolls	840.773	7.477.421	1.086.995	9.231.751
8311109000	Coated electrodes of base metal,for electric arc-welding, In oth than rolls	1.736.219	17.598.826	2.398.947	29.017.198
8311201000	Cored wire of base metal, for electric arc-welding : In rolls	289.367	4.066.359	684.824	8.204.122
8311209000	Cored wire of base metal, for electric arc-welding : In oth than rolls	115.292	1.925.226	345.583	4.152.433
8311301000	Coated rods &core wire of base metalfor sold,braz/welding by flame in roll	263.611	4.840.848	513.818	8.717.957
8311309000	Coated rods & core wire, base metal,for sold,braz/weld by flame in oth than roll	635.832	3.427.824	1.861.937	12.990.982
8311900000	wire and rods, of agglomerated basemetal powder, used for metal spraying.	337.856	4.660.276	1.067.661	9.573.934
8401100000	Nuclear reactors	15.480	34.901	28.759	8.370.759
8401200000	Machin and app for isotopic separation,and parts thereof non-irradiated	8.000	47.460	20.000	3.625.304
8401300000	Fuel elements (cartridges),	17	928	45	17.895

I.3. IMPOR MENURUT KOMODITI / IMPORT BY HS COMMODITY
*****DESEMBER / DECEMBER 2009 *****

H S	Uraian Komoditi Commodity Description	Berat Bersih / Net Weight (Kg)		Nilai / Value C.I.F (US\$)	
		Bulan ini Current Month	Kumulatif Cum.Jan. to date	Bulan ini Current Month	Kumulatif Cum.Jan. to date
8401400000	Parts of nuclear reactors	103	530	7.415	101.674
8402111000	Watertube boiler electric with a steamproduction exceeding 45 tons per hour	0	3.546.024	0	11.284.761
8402112000	Watertube boiler not electric with asteam production exceeding 45 tons/ hour	3.129.726	14.213.189	13.682.083	49.875.752
8402121100	Watertube boilers elect. with a steam15 tons <= steam prod.< 45tons/hours	347.707	5.380.702	1.319.000	14.548.430
8402121900	Watertube boilers electric with asteam prod < 15 tons /hours	14.980	3.123.188	211.785	8.007.198
8402122100	Watertube boilers not elect. with steam15 tons <= steam prod.< 45tons/hours	0	310.112	0	1.161.830
8402122900	Watertube boilers not electric with a15 tons <= steam prod.< 45tons/hours	400.468	4.340.569	1.490.000	12.162.171
8402191100	Electric boilers with a steamprod.< 15 tons/hours	0	2.007.061	0	4.874.057
8402191900	Oth vapour elect generating boilers,inclhybrid boilers, steam prod<=15 ton/hours	126.406	2.987.306	87.207	4.417.426
8402192100	Oth not-elect generating boilers,inclhybrid boilers, steam prod >15 ton/hours	0	13.272	0	52.500
8402192900	Oth not-elect generating boilers,inclhybrid boilers, steam prod<=15 ton/hours	295.799	1.835.056	310.412	10.191.389
8402201000	Electric super heated water boilerelectrically operated	679	489.217	2.968	4.590.728
8402202000	Electric super heated water boilers not electrically operated	0	1.101.634	0	6.197.990
8402901000	Boiler bodies or shellsgenerating boilers	315.417	2.769.768	957.954	11.866.613
8402909000	Other parts of steam or other vapourgenerating boilers	6.593.278	33.484.096	18.569.559	142.654.070
8403100000	Boilers of central heating boilers otherthan those of heading 84.02.	180.231	4.456.022	144.266	11.648.071
8403901000	Boiler bodies or shells central heatingboilers oth than those of heading 84.02.	0	16.431	0	138.231
8403909000	Other part of central heating boilersoth than those of heading 84.02.	817.031	5.524.813	5.517.795	22.986.415
8404101010	Soot remover for use with boilers ofheading 84.02	2.048	630.701	76.620	2.502.227
8404101090	Oth auxiliary plant for use with boilerstof heading 84.02	1.470.990	36.345.138	11.981.805	139.056.218
8404102000	Oth auxiliary plant for use with boilerstof heading 84.03	201.411	931.915	4.056.404	6.688.423
8404200000	Condensers for steam orother vapour power units	190.732	1.297.580	2.276.403	19.870.945
8404901100	Boiler bodies or shellsof goods of subheading 8404.10.10 :	0	794	0	14.376
8404901900	Part oth than boiler bodies or shellsof goods of subheading 8404.10.10 :	323	72.993	1.438	996.236
8404902100	Boiler bodies or shellsof goods of subheading 8404.10.20 :	363	654	4.239	7.088
8404902900	Part oth than boiler bodies or shellsof goods of subheading 8404.10.20 :	881	25.085	22.400	335.161
8404909000	Other parts of auxiliary machineryfor use with boilers	4.665.474	49.873.272	17.412.721	231.906.821
8405100000	Producer gas/water gas generators,withor without purifiers; acetylene gas	53.855	1.345.361	546.244	30.020.565
8405900000	Parts of producer gasor water generators	68.031	977.231	396.667	8.157.024
8406100000	Turbines for marine propulsion	835	507.195	10.440	13.080.366
8406810000	Turbines oth than marine propulsionof an output exceeding 40 MW	178.909	10.921.557	941.099	76.833.132
8406820000	Turbines oth than marine propulsionOf an output not exceeding 40 MW	396.534	6.057.384	7.514.316	59.484.631
8406900000	Parts of steam turbines and parts	2.535.229	23.428.301	29.205.034	241.557.883
8407100000	Spark-ignition rcprctg piston enginesfor aircraft	4.736	173.341	2.596.585	34.999.863
8407210000	Outboard motors, marine propulsion engines	53.779	687.055	1.257.372	16.834.491
8407291000	Spark-ignition rcprctg piston engn foroth marine prop engn, output =< 22.38kw	83.479	726.731	413.380	2.865.866
8407299000	Spark-ignition rcprctg piston engn foroth marine prop engn, output >750kw	24.498	463.138	148.602	7.455.690
8407310000	Reciprocating piston engine of vichileof chapter 87 ,capacity <=50 cc	4.495	33.320	183.571	198.282
8407320000	Reciprocating piston engine of vichileof chapter 87 ,50cc< capacity <=250 cc	188.102	2.878.396	926.707	18.622.111
8407330000	Reciprocating piston engine of vichileof chapter 87 ,250cc< capacity <=1000 cc	0	1.447	0	29.090
8407341000	Piston engine for pedestrian controlledtractors, cylinder capacity <= 1,100 cc	0	58.307	0	1.192.093
8407343000	Spark ignition rcprctg piston engn of acyl.capa exc.1000 cc for vhc.of hd 87.11	2.361	37.026	53.375	824.877
8407349000	Piston engn of a capacity exc. 1000 ccoth.for tractors,vhc.of hd 87.11, 87,01	762.412	5.128.704	4.224.767	37.766.618
8407901000	Oth spark-ignition recipro pist engineof a power not exeeding 18.65 kw	285.870	3.397.170	716.113	12.893.860
8407902000	Oth spark-ignition recipro pist enginepower > 18.65 kw and <= 22.38	1.645	29.181	2.010	147.955
8407909000	Oth spark-ignition recipro pist engineof a power > 22.38kw (30hp)	57.470	944.904	186.748	2.908.920
8408104000	Comprss-igntn piston eng.for marinepropulsion of a power not exceed 750 kw	508.489	8.101.058	1.697.109	17.979.287
8408109000	Comprss-igntn piston eng.for marinepropulsion of a power exceeding 750 kw	708.740	4.328.378	16.562.184	84.007.642
8408201100	Comprss-igntn piston engines for vhcls8701.10, output <= 60 kw	0	26.299	0	156.188
8408201200	Comprss-igntn piston eng oth for vhcls8701.10, output <= 60kw,fully ass	659.128	3.750.895	1.128.692	4.966.930
8408201900	Comprss-igntn piston engines for vhcls87,not fully assemble,output < 60kw	0	700.408	0	8.574.394
8408209100	Comprss-igntn piston engines for vhcls8701.10, oth output not exceed 60 kw	0	15.810	0	232.900
8408209200	Comprss-igntn piston eng oth for vhcls8701.10,oth.output <= 60kw,full ass	471.021	5.601.535	6.541.294	75.553.635
8408209900	Comprss-igntn pist engines oth for vhcl8701.10,oth.output <= 60kw,not fully ass	7.555	373.155	121.657	3.348.521
8408901010	Comprss-igntn piston engn for earth movemach. of an output not exc. 18,65 kw	160	9.629	331	286.975
8408901020	Comprss-igntn piston engn,railway loc/tramway vhc.of output not exc.18,65 kw	0	5.445	0	11.102
8408901090	Compr-ign piston engn oth for earth movemach,railway loc.output not exc.18,65kw	571.627	6.092.390	784.181	8.777.935
8408905010	Comprss-igntn piston engn for earth movemach. of an output exc. 100 kw	214.819	832.401	2.569.035	10.087.293
8408905020	Comprss-ign piston engn for railway loc/tramway vhc.of an output exc. 100 kw	0	58.661	0	2.380.500
8408905090	Compr-ign piston engn oth.for earth movemach,railway loc. an output exc. 100 kw	71.669	1.018.338	1.744.912	12.555.617
8408909100	Compr-ign piston eng for earth move machoth. an output>100kw, and <=18,65 kw	89.811	587.289	793.675	3.924.058
8408909200	Compr-ign piston eng for railway loc/tramvhc.oth.output > 100kw,and <= 18,65kw	0	4.069	0	96.859
8408909900	Comp.ign.piston eng.oth,earth move machrail loc. oth output exc.100kw,not18,65	1.329.589	5.871.821	1.372.366	12.714.371
8409100000	Parts suitable for aircraft engines	87.397	104.221	1.789.998	5.277.799
8409911100	Carburettors & parts thereof for earthmoving machinery, spark-ignition	7.192	148.190	159.560	3.071.076
8409911200	Cylinder blocksfor earth mov machinery,spark-ignition	35.947	54.996	330.643	576.597
8409911300	Cylinder linersfor earth mov machinery,spark-ignition	1.124	61.581	23.540	388.952
8409911400	Heads and head coverfor earth machinery,spark-ignition	7.957	123.157	86.925	1.068.943
8409911500	Pistons for earth mov machinery,spark-ignition	9.278	141.501	255.985	2.431.492
8409911600	Piston rings,gudgeon pinsfor earth movemachinery, spark-ignition	9.470	140.678	157.695	3.898.110
8409911900	Oth parts suitable for earthmoving machinery, spark-ignition	31.289	278.236	92.570	1.539.745
8409912100	Carburettors&part thereof for vhcls of87.01, power =< 22.38 kw, spark-ignition	1.486	26.770	39.396	432.091

I.3. IMPOR MENURUT KOMODITI / IMPORT BY HS COMMODITY
*****DESEMBER / DECEMBER 2009 *****

H S	Uraian Komoditi Commodity Description	Berat Bersih / Net Weight (Kg)		Nilai / Value C.I.F (US\$)	
		Bulan ini Current Month	Kumulatif Cum.Jan. to date	Bulan ini Current Month	Kumulatif Cum.Jan. to date
8409912200	Cylinder blocks for vehicle of head 87.01power =< 22.38 kw, spark-ign	6.588	56.919	56.551	529.059
8409912300	Cylinder liners for vehicle of head 87.01power =< 22.38 kw, spark-ign	49	3.232	207	11.654
8409912400	Heads and head cover for vhcls of 87.01power =< 22.38 kw, spark-ign	1.022	14.379	6.739	49.952
8409912500	Pistons for vehicles of 87.01,power =< 22.38 kw, spark-ign	4.499	62.987	83.118	979.557
8409912600	Piston rings & gudgeon pins for vhcls of87.01,power =< 22.38 kw, spark-ign	661	3.034	3.034	13.302
8409912900	Oths parts suitable for vehicles 8701,power =< 22.38 kw, spark-ignition	23.950	158.035	129.582	1.025.927
8409914100	Carburettors and parts thereof for vehicles 87.11, spark-ignition	293.282	3.599.580	8.654.577	93.376.566
8409914200	Cylinder blocks, crank casesfor vhcls 87.11,spark-ignitio	165.331	2.325.831	1.281.358	19.068.001
8409914300	Cylinder linersfor vehicles 87.11,spark-ignition	0	15.619	0	99.792
8409914400	Heads and head coverfor vehicles 87.11,spark-ignition	115.895	2.261.042	1.914.953	58.799.731
8409914500	Pistons for vehicles 87.11,spark-ignitio	85.462	783.156	485.087	4.984.656
8409914600	Piston rings and gudgeon pins forfor vehicles 87.11,spark-ignition	17.849	218.017	540.839	5.753.183
8409914900	Oth parts suitable for vehiclesheading 87.11, spark-ignition	326.939	2.880.208	6.985.857	58.367.339
8409915100	Caburettors and parts thereof for othvehicles of chapter 87, spark-ignition	74.260	1.176.623	1.145.742	9.351.769
8409915200	Cylinder blocks, crank cases for othvehicles of chapter 87, spark-ignition	667.515	8.928.347	6.262.761	57.853.213
8409915300	Cylinder liners for othvehicles of chapter 87, spark-ignition	25.522	182.132	40.099	751.336
8409915400	Heads and head cover for othvehicles of chapter 87, spark-ignition	34.257	699.020	465.714	6.961.100
8409915500	Pistons for oth vehicles of chapter 87,spark-ignitio	57.828	598.708	865.272	8.994.119
8409915600	Piston rings and gudgeon pins for othvehicles of chapter 87, spark-ignition	11.454	1.010.509	158.728	5.619.682
8409915900	Oth parts suitable for vehicles foroth vehicles 87, spark-ignition	490.667	4.979.290	7.610.080	68.865.622
8409916100	Cyl.block,crank case,marine propul eng,power<= 22.38kw for vssl of 89 spark-ign	48	11.618	54	41.482
8409916200	Piston for marine propuls eng, power<=22.38 kw for vssls of 89, spark-ign	4.602	7.975	3.033	15.780
8409916300	Oth.for vssls chapt.89,marine propl engof a power <= 22.38 kw, spark-ignition	5.383	227.753	43.353	912.813
8409916400	Cyl.block,crank cases,marine propuls engpower>22.38kw for chapter 89,spark-ign	63	42.259	3.948	276.240
8409916500	Pistons for marine propuls eng.of power>22.38 kw for vssls of 89,spark-ign	1.241	8.985	24.994	239.653
8409916600	Oth.for chapt.89 for marine propuls eng.of a power>22.38 kw, spark-ignition	83.208	249.708	311.322	1.445.439
8409917100	Carburettors & parts thereof for othengines, spark-ignition	4.476	113.453	12.953	730.039
8409917200	Cylinder block for oth eng,spark-ign	32.638	275.108	86.565	1.678.252
8409917300	Cylinder liner for oth eng,spark-ign	8.927	287.150	157.894	1.200.755
8409917400	Heads and head cover for oth engines,spark-ignition	6.279	156.145	47.046	837.847
8409917500	Pistons for oth engines,spark-ignition	18.236	244.293	566.950	5.367.019
8409917600	Piston rings and gudgeon pins for othengines, spark-ignition	8.462	33.654	163.562	2.110.810
8409917900	Oth parts for oth engines,spark-ignition	155.787	2.842.433	1.336.904	23.276.472
8409991100	Carburettors & parts thereof for earthmoving machinery, comp-ignition	11.769	36.059	35.955	818.966
8409991200	Cylinder blocks for earth moving mach,comp-ignition	2.232	63.550	75.168	1.184.755
8409991300	Cylinder liners for earth moving mach,comp-ignition	20.064	165.537	80.481	424.865
8409991400	Heads and head cover for earth movingmachinery, comp-ignition	38.930	462.123	510.090	4.596.797
8409991500	Pistons for earth moving machinery,comp-ignition	14.188	143.102	150.296	1.427.539
8409991600	Piston ring & gudgeon pin for earth movemachinery, comp-ignition	12.861	170.415	126.631	1.160.784
8409991900	Oth parts suitable for earthmoving machinery, comp-ignition	96.434	670.661	494.565	6.085.045
8409992100	Carburettors&part thereof for vehiclesof 87.01 comp-ignition	5.015	58.077	12.563	69.998
8409992200	Cylndr blocks for vehicles of 87.01comp-ignition	26.034	293.696	21.897	333.192
8409992300	Cylndr liners for vehicles of 87.01comp-ignition	57	45.397	2.949	131.874
8409992400	Heads and head cover for vhcls of 87.01comp-ignition	1.301	34.835	29.494	301.231
8409992500	Pistons for vehicles of 87.01,comp-ignition	15.248	48.257	17.001	162.019
8409992600	Piston ring&gudgeon pin for vhcls of87.01 comp-ignition	717	5.803	7.141	26.139
8409992900	Oths parts suitable for vhcls 87.01,comp-ignition	26.026	280.755	32.247	552.471
8409994100	Caburettors and parts thereof for othvehicles of chapter 87, comp-ignition	78.020	790.771	1.173.014	10.524.316
8409994200	Cylinder blocks for oth vhcls of chapt87, comp-ignition	144.511	2.324.267	2.057.670	17.609.802
8409994300	Cylinder liners for oth vehicles ofchapter 87,comp-ignition	47.096	527.785	185.100	2.909.724
8409994400	Heads and head cover for vehicles ofchapter 87,comp-ignition	116.517	1.124.523	1.405.900	13.106.601
8409994500	Pistons for oth vehicles ofchapter 87,comp-ignition	70.637	612.627	702.993	2.757.300
8409994600	Pistons ring & gudgeon pins for vhcls ofchapter 87, comp-ignition	44.091	478.023	872.715	4.101.891
8409994900	Oth parts suitable for vehicles foroth vehicles 87, comp-ignition	437.632	5.313.972	6.484.291	55.716.920
8409995100	Cyl.block,crank case,marine propuls.eng,power<= 22.38kw for vssl of 89,comp-igr	0	3.250	0	9.780
8409995200	Piston for marine propul eng of power<=22.38 kw for vssls of 89,comp-ignition	0	1.689	0	8.338
8409995300	Oth.for vssls chapt.89,marine propul engof a power<= 22.38 kw, comp-ignition	915	136.777	3.663	183.469
8409995400	Cyl.block,crank cases,marine propuls engof power>22.38kw for vssl 89, comp-ign	13	4.106	14	26.834
8409995500	Pistons for marine propuls eng.of power> 22.38 kw for vssls of 89,comp-ign	36	4.399	743	17.405
8409995600	Oth.for vssls,chap89,marine propuls engof a power>22.38 kw, comp-ignition	16.629	107.788	33.229	1.271.889
8409996100	Carburettors & parts thereof for othengines, comp-ignition	2.309	36.916	82.058	382.846
8409996200	Cylinder blocks for oth engines,comp-ignition	8.227	143.918	76.587	1.967.301
8409996300	Cylinder liners for oth engines,comp-ignition	91.472	475.042	281.849	2.900.259
8409996400	Heads and head cover for oth engines,comp-ignition	43.535	291.741	925.576	4.787.531
8409996500	Pistons for oth engines, comp-ignition	35.193	281.689	174.045	3.145.831
8409996600	Piston rings and gudgeon pins for othengines, comp-ignition	1.675	55.148	8.466	497.269
8409996900	Oth parts for oth engines,comp-ignition	993.292	7.538.449	8.120.494	68.970.552
8410110000	Hydraulic turbine&water wheels of power<= 1,000 kw	57.910	533.300	185.741	1.980.185
8410120000	Hydraulic turbines and water wheels of apower>1,000 kw but not exceed 10,000 k	55.256	57.009	593.272	698.468
8410130000	Hydraulic turbines and water wheels ofa power exceeding 10,000 kw	0	480.019	0	24.758.683
8410900000	Parts hydraulic turbines, water wheels,including regulators	210.800	2.188.960	2.613.485	16.182.433
8411110000	Turbo-jets of a thrust not exceed 25 kn	38	18.419	17	12.014.094

I.3. IMPOR MENURUT KOMODITI / IMPORT BY HS COMMODITY
*****DESEMBER / DECEMBER 2009 *****

H S	Uraian Komoditi Commodity Description	Berat Bersih / Net Weight (Kg)		Nilai / Value C.I.F (US\$)	
		Bulan ini Current Month	Kumulatif Cum.Jan. to date	Bulan ini Current Month	Kumulatif Cum.Jan. to date
8411120000	Turbo-jets of a thrust exceeding 25 kn	10.612	116.418	4.315.582	65.752.180
8411210000	Turbo-propellers of a power not exceed1,100 kw	44	18.078	2.531	9.423.556
8411220000	Turbo-propellers of a power exceeding1,100 kw	4.201	23.284	349.973	4.032.846
8411810000	Oth gas turbines of a power not exceed5,000 kw	10.970	223.167	1.870.887	10.318.539
8411820000	Oth gas turbines of a power exceeding5,000 kw	8.474	879.434	1.332.274	80.757.545
8411910000	Parts of turbo-jets/turbo-propellers	734	19.760	883.587	6.814.029
8411990000	Oth parts of gas turbines	213.309	3.230.353	36.367.198	301.648.758
8412100000	Reaction engines oth than turbo-jets	76	45.300	348	746.009
8412210000	Hydraulic power engines and motorswith linear acting (cylinders)	89.214	956.985	870.021	10.800.660
8412290000	Oth hydraulic powerengines and motors	426.696	2.963.365	2.991.521	33.403.607
8412310000	Linear act (cylinders), for pneumaticpower engines and motors	8.554	47.033	214.664	1.697.163
8412390000	Oth linear acting (cylinders) forpneumatic power engines and motors	33.758	254.972	522.865	3.885.223
8412800000	Oth engines and motors	101.239	656.790	767.953	14.679.651
8412901000	Parts of reaction engines of subhead8412.10.00	241	19.307	10.600	231.220
8412909000	Oth parts of power engines & motors	765.972	1.713.275	4.780.495	27.206.791
8413110000	Pump fitted/design to a measu device fordispnsng fuel/lubric,used in fill stat	36.200	619.599	630.618	6.578.166
8413191000	Pumps fitted/adjusted to a measuringdevice electrically operated	234.619	1.807.944	3.529.529	26.463.510
8413192000	Pumps fitted/adjusted to a measuringdevice and not electrically operated	2.663	171.969	118.506	2.750.321
8413201000	Water pump for hand pump,oth than thoseof subheading 8413.11or 8413.19	80.029	280.637	94.734	774.223
8413209000	Oth hand pumps, oth than thoseof subheading 8413.11or 8413.19	94.258	986.577	352.585	3.826.088
8413301100	Fuel,lubric.,cool medium pump,earth movemach/motor vhcle, reciproc/rotary type	141.809	1.969.501	3.057.080	19.191.957
8413301900	Fuel,lubric.,cool medium pump,earth movemach/motor vhcl,not reciproc/rotary type	735.620	8.419.033	11.523.057	110.557.367
8413309100	Oth fuel,lubric,cool medium pumps,intercombust piston eng reciproc/rotary type	94.170	633.510	1.275.922	10.005.676
8413309900	Oth fuel,lubric,cool medium pumps,intercombust piston eng oth reciproc/rotary typ	226.842	1.369.079	2.300.005	16.842.709
8413401000	Concrete pumps, electrically operated	11.731	131.622	70.909	1.306.683
8413402000	Concrete pumps, not electric operated	0	63.806	0	345.089
8413501000	Oth reciprocating positivedisplacement pumps, electric operated	57.572	867.836	755.430	12.655.811
8413502000	Oth reciprocating positivedisplacement pumps,not electric operated	2.854	439.274	89.746	6.681.949
8413601000	Oth rotary positive displacement pumps, electrically operated	39.698	1.279.086	425.747	5.361.916
8413602000	Oth rotary positive displacement pumps, not electrically operated	30.068	963.985	287.155	10.426.367
8413701000	Single stage,water pump for belt driveror direct coupling	411.252	3.357.609	916.471	13.459.057
8413702200	Impulse-turbo water pumps of < 100 w&electrically operated for household use	4.491	126.913	33.343	1.046.803
8413702900	Impulse-turbo water pumps of a capacity>100w electric operated for household us	599.528	6.889.003	8.425.675	63.901.199
8413703000	Oth centrifugal pumps not electricallyoperated	214.020	1.993.967	628.974	6.615.511
8413811000	Oth pumps, electrically operated	817.382	7.291.962	9.641.773	63.745.424
8413812000	Oth pumps, not electrically operated	443.252	4.924.773	3.049.707	31.419.348
8413821000	Liquid elevators, electrically operated	240.690	3.408.559	1.726.599	19.427.580
8413822000	Liquid elevators,not electric operated	20.686	561.110	805.273	7.281.757
8413911000	Parts of pumps of subheading 8413.20.10	11.871	134.540	162.247	2.175.813
8413912000	Parts of pumps of subheading 8413.20.90	7.333	181.310	58.265	483.990
8413913000	Parts of pumps of subheading 8413.70.10	14.469	515.043	136.186	5.106.192
8413914000	Parts of pumps of oth centrifugal pumps	108.955	1.389.550	1.059.782	13.411.649
8413915000	Parts of oth pumps,electric operated	1.236.632	11.976.882	5.188.277	53.516.138
8413919000	Parts of oth pumps,not electric operated	167.635	2.200.390	1.937.672	23.741.860
8413921000	Part of liquid elevator,electric operate	862.884	4.180.256	1.187.526	5.840.055
8413922000	Part of liquid elevators, nonelectrically operated	63	190.978	2.794	669.810
8414101000	Electrically operated, vacuum pumps	71.914	883.800	530.861	9.113.326
8414102000	Not electrically operated, vacuum pumps	20.480	147.993	547.289	1.806.372
8414201000	Bicycle pump,hand/foot operated air pump	84.017	885.940	64.443	845.481
8414209000	Oth than bicycle pump,hand/foot operatedair pumps	27.875	545.364	280.804	1.625.244
8414301000	Compressor, capacity>21kw/hourhaving displace/revolution >220cc	768.055	6.235.470	2.633.700	21.336.843
8414309000	Compress,oth.capacity>21kw/hour,have displace/revolution > 220cc	4.468.083	28.079.306	8.816.142	117.377.910
8414400000	Air compressors mounted on a wheeledchasis for towing	346.943	5.007.335	1.384.542	54.365.418
8414511000	Table fans & box fan with a self contelectric motor of an output <= 125 w	58	35.803	840	314.102
8414519000	Oth than table fan box fan with self contelectric motor of an output <= 125 w	542.012	1.318.649	1.839.226	6.113.075
8414591000	Oth fans of a capacity <= 125 kw	82.230	971.313	648.257	6.925.860
8414599000	Oth fans oth of a capacity <= 125 kw	253.577	1.378.648	4.937.841	21.066.729
8414601000	Hoods having a max horizontal side notexceeding 120 cm, fitted with a filter	28.222	280.748	167.085	1.208.195
8414609000	Hoods having a max horizontal side notexceed 120 cm,not fitted with a filter	44.628	1.016.639	316.840	4.176.298
8414801100	Hoods having a maximum horizontal sideexceeding 120 cm, fitted with filter	8.672	392.527	96.820	1.376.313
8414801200	Hoods having a maximum horizontal side>120cm,not fit with filter for ind use	37.297	231.009	180.227	1.651.185
8414801900	Hoods have a max horizontal side>120cmnot fitt with filt oth than for ind use	5.920	25.357	79.465	270.151
8414803000	Free piston generators for gas turbines	21.256	139.534	295.226	2.759.019
8414804100	Gas compr modul for use in oil drill oththan those of subhd 841430 and 8414.40	71.920	2.219.487	3.849.217	79.597.084
8414804200	Oth than gas compres,capacity>21kw/hourdisplace/revolution > 220cc	15.506	1.076.856	227.026	13.485.271
8414804900	Oth than gas compres,oth capa>21kw/hourhave a displace/revolution > 220 cc	258.335	2.246.916	4.081.322	31.537.318
8414805100	Electrically operated, air pumps	22.728	242.557	198.451	2.227.267
8414805900	Not electrically operated, air pumps	536	384.674	21.301	7.875.635
8414809110	Electrically operated,blowers & the like	215.947	1.683.894	1.960.574	17.853.077
8414809190	Electrically operated, oth thanblowers & the like	165.660	1.195.400	942.648	9.929.306
8414809900	Oth air pumps, not electrically operated	295	41.330	39.507	440.165
8414901100	Parts of pumps/compressors,of electricoperated equipment	226.035	2.665.965	2.173.988	36.670.259

I.3. IMPOR MENURUT KOMODITI / IMPORT BY HS COMMODITY
*****DESEMBER / DECEMBER 2009 *****

H S	Uraian Komoditi Commodity Description	Berat Bersih / Net Weight (Kg)		Nilai / Value C.I.F (US\$)	
		Bulan ini Current Month	Kumulatif Cum.Jan. to date	Bulan ini Current Month	Kumulatif Cum.Jan. to date
8414901200	Parts of electric operated equipment of sub headings 8414.60/8414.80	29.815	591.441	233.342	7.713.276
8414901900	Oth parts of electrically operated equipment	1.020.882	8.692.163	4.554.525	32.693.708
8414909100	Parts of non electric operated equip of subheading 8414.10, 8414.20/8414.40	11.406	274.764	34.498	2.031.688
8414909900	Oth parts of non electrically operated equipment	181.692	2.238.485	1.043.244	14.070.719
8415100000	Air conditioning mach, windows/wall types self-contained/split system'	3.051.845	34.856.228	17.528.403	199.411.352
8415811100	Inc.refri, reversible heat pump, used in aircraft of an output <= 21.10 kw	11.984	197.445	20.322	358.373
8415811200	Inc.refri, reverse heat pump, used in aircraft output > 21.10kw, air flow > 67.96m3/min	8.869	9.840	22.342	43.932
8415811900	Inc.refri, reverse heat pump, used in aircraft oth. of output > 21,10kw/not	7.499	101.728	94.734	1.274.743
8415812000	Inc.refri, reverse heat pump, used in railway rolling stock	0	5.534	0	10.672
8415813000	Inc.refri, reverse heat pump of road in vehicles oth those of subhd 8415.20	211	1.522	1.556	5.341
8415819100	Refri, reverse heat pump, oth. used in aircraft, road, output > 21.10kw, air flow > 67.96m3/m	0	77.667	0	1.209.316
8415819900	Refri, reverse heat pump, oth. used in aircraft, road, output < 21.10kw, air flow > 67.96m3/m	49.038	316.788	253.899	1.982.289
8415821100	Oth, incorporate a refrigerating unit of used in aircraft, output > 21.10kw, air flow > 67.96m3/m	0	19.359	0	13.653
8415821900	Oth, incorporate a refrigerating unit of used in aircraft oth. output > 21.10kw, air flow > 67.96m3/m	1.374	35.410	7.865	352.690
8415822000	Oth, incorporate a refrigerating unit of a kind used in railway rolling stock	10.240	74.251	874.313	2.068.156
8415823000	Oth, incorporate a refrigerating unit of a kind used in road vehicle oth. those subhd 8415.20	412	3.613	13.720	60.439
8415829000	Oth, incorporate a refrigerating unit oth. of a kind used in aircraft, railway, road vehicles	78.111	1.322.190	511.680	9.365.217
8415831100	Not incorporate a refrigerating unit of used in aircraft, output > 21.10kw, air flow > 67.96m3/m	0	10.701	0	47.700
8415831900	Not incorporate a refrigerating unit, used in aircraft oth of output > 21.10kw, air flow > 67.96m3/m	0	16.491	0	196.881
8415833000	Not incorporate a refrigerating unit of a kind used in road vehicle oth. those subhd 8415.20	0	48	0	2.923
8415839000	Not incorporate a refrigerating unit oth. of a kind used in aircraft, railway, road vehicles	363.484	2.656.889	2.166.100	16.752.681
8415901200	Chassis/cabinet, welded & painted, parts of machines of an output <= 21.10 kw	95.488	876.197	124.686	1.354.725
8415901900	Oth chassis/cabinet, welded & painted, part of machines of an output <= 21.10 kw	386.285	3.393.528	1.574.827	15.547.047
8415902100	Chassis/cabinet, welded & painted, parts of machines of output > 21.10 kw, air flow > 67.96m3/m	0	4.209	0	10.263
8415902200	Oth chassis/cabinet, welded & painted, part of machines of output > 21.10 kw, air flow > 67.96m3/m	40.593	499.663	122.054	1.334.504
8415902300	Chassis/cabinet, welded & painted, part of machines of output > 21.10 kw, oth air flow > 67.96m3/m	0	1	0	24
8415902900	Oth chassis/cabinet, welded & painted, part of machines of output > 21.10kw, oth air flow > 67.96m3/m	10.971	102.806	63.116	712.984
8415903190	Cab, weld/paint, part of machine output 26.38-52.75kw, air flow > 67.96, oth use air/rail	34.447	127.209	162.005	733.296
8415903200	Oth cabinet, weld/paint, part of machine of output 26.38-52.75kw, air flow > 67.96	1.421	100.200	30.097	459.580
8415903390	Cab, weld/paint, part of machine output 26.38-52.75kw, oth air flow > 67.96, oth use air/rail	0	54	0	411
8415903900	Oth cab, weld/paint, part of machine of output 26.38-52.75kw, air flow > 67.96, use air/rail	0	11.658	0	34.611
8415904110	Chassis/cabinet, weld/paint, part of machine of output > 52.75kw, air flow > 67.96, use air/rail	0	73	0	120
8415904190	Chassis/cabinet, weld/paint, part of machine of output > 52.75kw, air flow > 67.96, oth use air/rail	0	3.499	0	102.417
8415904200	Oth chassis/cabinet, weld/paint, part of machine of output > 52.75kw, air flow > 67.96	107.639	949.457	1.424.271	14.724.413
8415904390	Chassis/cabinet, weld/paint, part of machine of output > 52.75kw, oth air flow > 67.96, use air/rail	30	763.329	3.242	3.240.264
8415904900	Chassis/cabinet, weld/paint, part of machine of output > 52.75kw, oth air flow > 67.96, oth use air/rail	142.811	1.260.743	692.486	8.108.924
8416100000	Furnace burners for liquid fuel	74.117	194.542	379.113	3.334.277
8416200000	Oth furnace burner, include combination burners	41.045	1.958.509	254.842	12.587.649
8416300000	Mechanical stokers, including their mechanical grate, mechanical ash discharge & similar app	6.605	1.888.032	26.814	7.466.371
8416900000	Parts of furnace burners for liquid/solid/gas fuel, mechanical stokers	41.398	3.685.790	510.732	30.180.961
8417100000	Furnaces & ovens for the roast, melt/other heat treat, of ore, pyrite metal non-elect	1.072.487	4.678.483	4.054.176	45.117.807
8417200000	Bakery ovens, including biscuit oven, non-electric	55.318	545.300	289.468	3.069.412
8417800010	Incinerators, non-electric	10.059	61.566	63.255	696.450
8417800090	Oth than incinerators, non-electric	148.700	2.838.684	2.051.575	21.320.687
8417900000	Part furnaces & ovens for the roasting, melting non-electric	115.276	1.920.379	1.472.599	24.536.470
8418101010	Household type, combination refrigerator-freezer capacity < 230 l	269.753	2.038.681	1.230.481	8.864.450
8418101090	Household type, combination refrigerator-freezer capacity > 230 l	408.454	2.763.881	1.899.774	13.165.933
8418109000	Combination refrigerator-freezer fitted with separate doors, oth than household type	364.606	2.274.786	1.225.621	7.883.694
8418210010	Refrigerator, household type with compressor type of capacity not exceeding 230 l	9.286	1.225.520	46.997	4.275.976
8418210090	Refrigerator, household type with compressor type of capacity > 230 l	90.752	717.924	462.291	3.842.326
8418290010	Refrigerator, household type oth than compressor type of capacity <= 230 l	15.275	111.613	89.609	646.270
8418290090	Refrigerator, household type oth than compressor type of capacity > 230 l	0	36.839	0	324.272
8418300000	Freezer of the chest type, not exceeding 800 l capacity	222.778	2.301.914	726.316	7.174.055
8418400000	Freezer of the upright type, not exceeding 800 l capacity	14.565	39.267	67.424	385.121
8418501000	Refrigerating chambers, capacity > 200 l	133.172	900.591	614.379	3.367.457
8418509000	Refrigerating chambers not exceeding 200 l capacity	257.107	3.345.962	1.044.764	15.487.620
8418610000	Heat pump oth than air conditioning machines of heading 84.15	0	44.009	0	396.379
8418691000	Beverage coolers	65.648	507.701	743.385	3.125.300
8418692000	Water chillers with a refrigerating capacity of 100,000 l or more	40.474	819.823	379.132	7.598.060
8418693000	Drinking water coolers	85.627	366.172	587.060	3.555.926
8418695000	Scale ice-maker units	13.302	101.646	64.983	940.228
8418699000	Oth refrigerator/freezer equip, oth than heat pump oth than air conditioning machine hd 84.15	130.590	1.412.383	641.249	12.418.870
8418911000	Part for good, sub 8418.(10,21,29,30,40), furniture to refrigerator/freezer	16.814	806.544	84.531	2.547.656
8418919000	Oth parts furniture designed to receive refrigerator/freezing equipment	23.730	866.197	103.198	3.539.284
8418991000	Evaporators and condensers	211.094	2.675.017	1.123.128	11.187.358
8418992000	Cabinets and doors, welded/painted	102.456	2.745.238	305.480	4.484.116
8418994000	Aluminium roll bonds for sub 8418.10.10, 8418.21, 8418.22 and 8418.29	32.022	391.930	128.996	1.852.496
8418999000	Oth part refrigerator & freezers equipment electric/oth	421.897	3.971.922	1.643.932	16.211.332
8419111000	Instant gas water heaters, for household type, non electric	19.320	193.347	299.639	1.689.556
8419119000	Instant gas water heaters for oth than household type, non electric	42.436	129.228	1.712.051	2.239.834
8419191000	Oth instant gas water heaters for household type, non electric	16.628	85.691	6.692	254.395
8419199000	Oth instant gas water heaters for oth than household type, non electric	25.018	83.704	223.311	745.537

I.3. IMPOR MENURUT KOMODITI / IMPORT BY HS COMMODITY
*****DESEMBER / DECEMBER 2009 *****

H S	Uraian Komoditi Commodity Description	Berat Bersih / Net Weight (Kg)		Nilai / Value C.I.F (US\$)	
		Bulan ini Current Month	Kumulatif Cum.Jan. to date	Bulan ini Current Month	Kumulatif Cum.Jan. to date
8419200000	Medical,surgical/laboratory sterilisers	27.874	357.912	1.933.087	6.830.593
8419311010	Evaporators,dryers for agri products,electrically operated	25.937	429.645	86.809	1.621.004
8419311090	Oth.than evaporators,dryers for agriproducts, electrically operated	144.715	736.691	686.658	5.636.252
8419312010	Evaporators,dryers for agri products,non electrically operated	12.408	707.357	242.217	4.930.022
8419312090	Oth.than evaporators, dryers for agriproducts,non electrically operated	1.633	72.274	20.150	195.154
8419321000	For wood, paper pulp, paper/paperboard,electrically operated	27.923	870.540	85.261	15.820.063
8419322000	For wood, paper pulp, paper/paperboard,non electrically operated	440	109.763	16.451	178.266
8419391100	Machinery by a proces involving heatingfor the printed of electricall operated	12.909	88.765	410.384	2.580.295
8419391900	Oth machinery by a process involvingheating for the printed of elect oper	295.450	2.592.456	3.122.932	27.097.386
8419392000	Machinery by a proces involving heatingfor the printed of not electric operat	2.054	155.179	42.509	1.626.644
8419401000	Distilling/rectifying plantelectrically operated	53.808	2.077.091	544.290	43.086.623
8419402000	Distilling/rectifying plantnot electrically operated	13.607	1.681.338	437.171	12.966.305
8419501000	Cooling towers	112.679	1.962.922	737.028	8.218.134
8419502000	Condensers for air conditionersfor motor vehicles	89.022	931.399	1.662.718	14.799.253
8419503000	Oth condensers for air conditioners	178.402	1.255.377	813.123	11.171.017
8419504000	Oth condensers electrically operated	309.109	3.379.158	1.833.721	25.458.505
8419509000	Oth condensers not electricallyoperated	31.563	1.733.014	621.801	41.256.718
8419601000	Machinery for liquefying air/oth gaseselectrically operated	48.980	383.298	379.391	7.257.706
8419602000	Machinery for liquefying air/oth gasesnot electrically operated	0	120.107	0	8.861.361
8419811000	Oth.mach,plant & equip for making hotdrinks/for cook/heat food,elect operated	21.279	257.321	181.257	1.369.254
8419812000	Oth.mach,plant&equip for make hot drink/for cook/heat food,not elect operated	6.601	128.580	46.192	865.516
8419891100	Evaporators for air-conditioning machfor motor vehicles,electricall operated	78.691	776.482	1.236.028	11.887.462
8419891300	Machinery by a proces involving heatingelectcr for the manuf of PCB/PWB's/PCA's	59	53.655	217	871.658
8419891900	Oth mach for making hot drinks/forcooking/heating food,electricall operate	387.506	4.742.342	3.861.043	56.843.568
8419892000	Oth mach for making hot drinks/forcooking/heating food,not electri operate	18.411	186.247	622.609	2.028.806
8419901200	Part mach for the treat.matrial by procinvolve heat,print circuit,wiring,elect	3.301	103.287	50.235	681.092
8419901900	Oth.part mach,the treat.matrial by procinvolve heat,print circuit,wiring,elect	2.051.732	5.774.213	15.919.993	42.726.590
8419902000	Part mach,plant/laboratory equipment,of non-electrically operated articles	123.017	1.582.251	979.494	13.962.918
8420101000	Apprts for the app of dry film/liquidphoto resist,etc, calender/oth roll mach	6.470	97.177	199.740	2.102.654
8420102100	Roller-type ironing mach suitable for domestic use	0	416	0	35.200
8420102900	Wringers suitable for domestic use	856	29.045	155.474	458.997
8420109000	Oth calendering/oth rolling machin	5.499	790.633	39.221	2.361.188
8420911000	Parts cylinders of apparatus for theappl of dry film,liquid photo resis,etc	5.710	21.943	17.297	42.659
8420912000	Parts cylinders for ironing machinesor wringers suitable for domestic use	0	191	0	9.060
8420919000	Oth parts cylinders for calenderingor oth rolling machines	540	271.208	25.197	1.182.558
8420991000	Oth parts of apparatus for the applicof dry film,liquid photo resist,etc	3.245	15.622	1.313.420	8.102.004
8420999000	Oth parts for calendering/othrolling machines	1.035	33.085	23.371	228.473
8421110000	Centrifuges,including centrifugaldryers for cream separators	1.044	17.149	143.468	465.927
8421120010	Clothes-dryers, of capacity notexceeding 30 i	166	12.171	4.030	628.580
8421120020	Clothes-dryers, of capacityexceeding 30 i	1.096	16.305	5.452	89.301
8421191000	Centrifuges,including centrifugaldryers for sugar manufacture	261.211	1.583.606	1.189.806	15.013.107
8421199000	Oth centrifuges,including centrifugaldryers	90.670	906.308	1.563.383	11.518.054
8421211100	Filtering machin & appar water electricfor domestic use of a cap <= 500 l/h	30.429	660.805	252.801	4.264.261
8421211900	Oth filter machin& appar water electricof a capacity <= 500 l/h	113.742	1.853.559	1.321.695	21.730.152
8421212100	Filtering machin & apparat water electricfor domestic use of a capacity > 500 l/h	21.413	348.722	84.313	1.046.153
8421212900	Oth filter machin& appar water electricof a capacity > 500 l/h	132.148	3.669.735	2.948.255	30.682.957
8421221000	For filter/purify beverages oth thanwater of a capacity <= 500 l/hr	2.559	12.786	27.897	360.236
8421222000	For filter/purify beverages oth thanwater of a capacity >500 l/hr	3.909	77.032	89.346	1.316.888
8421231100	Oil filters for earth moving machineryinternal cobustion engines	84.277	1.374.593	1.160.866	16.739.417
8421231900	Oth oil filters for earth movingmachinery internal cobustion engines	19.128	313.351	374.883	4.189.927
8421232100	Oil filters for motor vehiclesof chapter 87	78.413	862.901	720.426	8.183.726
8421232900	Oth oil filters for motor vehiclesof chapter 87	40.092	549.284	556.064	5.920.736
8421239100	Oil filters for oth earth movingmachin and motor vehicles of chapter 87	39.010	449.947	428.067	4.809.527
8421239900	Oth oil filters for oth earth movingmachin & motor vehicles of chapter 87	60.823	541.827	835.822	7.765.358
8421291000	Filtering/purifying machin & appar formedical/laboratory use	13.666	109.745	356.846	2.211.290
8421292000	Filter/purify mach&apparatus for liquidof a kind used for sugar manufacture	2.460	50.994	25.155	574.379
8421293000	Filter/purify mach&apparatus for liquidof a kind used in oil drill operations	30.460	243.829	555.455	4.845.194
8421294000	Filter/purify mach&apparatus for liquid,petrol filters	4.342	103.615	60.987	1.699.196
8421295000	Filter/purify mach&apparatus for liquidoil filter oth than those subhd 8421.23	16.213	205.952	172.643	2.253.423
8421299000	Oth filtering machinery & apparatusfor liquids not electrically operated	335.450	3.065.174	3.465.764	38.815.387
8421311000	Intake air filters for inter combustionengines for earth moving machinery	19.924	337.212	264.908	3.637.444
8421312000	Intake air filters for inter combustionengines for motor vehicles of chap 87	66.771	687.551	839.994	8.052.307
8421319000	Oth intake air filters for internalcombustion engines	118.124	1.156.693	1.540.840	11.722.367
8421391000	Laminar flow units oth than intake airfilter for internal cobustion engines	11.142	133.575	70.850	3.385.035
8421399000	Oth.laminar flow units oth intake airfilter for internal cobustion engines	924.838	6.176.330	8.018.777	72.047.926
8421911000	Parts of goods of subheading 8421.12,of centrifuges,includ centrifugal dryers	1.801	5.473	16.779	352.673
8421912000	Parts of goods of subheading 8421.19.10of centrifuges,includ centrifugal dryers	1.646	46.714	29.729	1.407.305
8421919000	Parts of subhd 8421.11.00/8421.19.90of centrifuges,includ centrifugal dryers	4.344	122.128	163.349	2.310.103
8421992000	Parts filter cartridges of filter,subhd8421.23	35.724	274.004	577.243	5.012.003
8421993000	Parts of goods of subheading 8421.31	42.931	604.448	492.638	6.074.965
8421999100	Oth parts of goods of subheading8421.29.20	7.168	28.422	74.866	205.531
8421999200	Oth parts of goods of subheading8421.21.11/8421.21.21	58.090	769.057	295.336	4.169.396

I.3. IMPOR MENURUT KOMODITI / IMPORT BY HS COMMODITY
*****DESEMBER / DECEMBER 2009 *****

H S	Uraian Komoditi Commodity Description	Berat Bersih / Net Weight (Kg)		Nilai / Value C.I.F (US\$)	
		Bulan ini Current Month	Kumulatif Cum.Jan. to date	Bulan ini Current Month	Kumulatif Cum.Jan. to date
8421999300	Oth part of subhd 8421.31,8421.23.11,8421.23.19,8421.23.91/8421.23.99	32.524	308.213	517.384	4.839.639
8421999900	Oth parts of sentrifugal, includingcentrifugal dryers	434.819	2.813.224	3.204.766	32.603.266
8422111000	Dish washing machin of the household type,electrically operated	639	40.407	2.157	284.421
8422112000	Dish washing machin of the household typenot electrically operated	0	826	0	3.152
8422190000	Dish washing machines of the othhousehold type	12.758	110.722	602.009	2.130.490
8422200000	Machinery for cleaning/drying bottlesoth containers	16.070	222.728	868.555	5.714.470
8422300000	Machinery for filling,closing, sealing,or labelling bottles, cans, boxes,etc	121.217	1.426.862	6.052.911	47.886.294
8422400000	Oth packing/wrapping machinery(including heat-shrink wrapping mach)	204.800	3.040.954	5.941.551	155.917.972
8422901000	Parts of goods of subheading 8422.11	1.139	8.266	219.682	374.571
8422909000	Part goods of subhd 8422 of oth thansubheading 8422.11	60.152	454.932	3.568.861	26.868.164
8423101000	Personal weighing machin,including baby&household scales,electrically operated	26.361	135.934	494.470	2.245.980
8423102000	Personal weighing machin,including baby& household scales,not electric operate	118.114	870.750	191.199	1.458.786
8423201000	Scales for continuous weighing of goodson conveyors, electrically operated	274	252.213	33.258	2.598.160
8423202000	Scales for continuous weighing of goodson conveyors, not electrically operated	0	58.050	0	164.107
8423301000	Constan weight scales,predetermin weightscales & hopper scales,electric operat	9.123	150.425	203.351	5.144.929
8423302000	Constan weight scales,predetermin weightscales&hopper scales,not electr operat	2.531	38.915	1.304	78.229
8423811000	Oth weighing machinery,max capacity<=30 kg, electrically operated	30.953	182.060	492.443	1.789.398
8423812000	Oth weighing machinery,max capacity<=30 kg, not electrically operated	90.285	418.735	153.681	1.249.966
8423821100	Oth.weigh mach,having a maximum weighngcapacity <= 1 000kg,electric operater	12.273	68.373	63.074	658.705
8423821900	Oth.weigh mach,oth.having a max weighngcapacity <= 1 000kg,electric operat	3.670	36.968	9.020	102.048
8423822100	Oth.weigh mach,having a maximum weighngcapacity <= 1 000kg, not electric	570	47.171	1.343	83.923
8423822900	Oth.weigh mach,oth.having a max weighngcapacity <= 1 000kg, not electric	2.413	134.259	192.655	1.012.381
8423891000	Oth weigh mach,oth.capacity exceed 30kgor not but not exceeding 5 000kg, elect	19.481	535.117	84.653	2.972.342
8423892000	Oth weighing mach,oth.capacity > 30kgand <= 5,000 kg,not elect	6.776	170.009	14.046	450.302
8423901000	Weighing machine weights	1.705	47.410	23.318	380.823
8423902100	Weighing machin weights,not electricaloperated	23.384	351.736	807.541	9.450.409
8423902900	Parts of weighing machinery,electrically electrically operated	4.769	173.769	25.989	904.448
8424101000	Fire extinguishers,whether/not chargedsuitable for aircraft use	0	1	0	517
8424109000	Fire extinguishers,whether/not chargedfor oth aircraft use	24.370	525.169	157.206	2.312.505
8424201900	Spray guns&similar appliances for othagricult/horticultural,electric operat	13	27.973	2.900	494.198
8424202900	Spray guns&similar appliances for othagricultural/horticultural,not electric	92	31.288	3.278	1.034.677
8424301000	Steam/sand blasting machines,electrically operated	113.259	1.338.206	926.333	12.947.184
8424302000	Steam/sand blasting machines,not electrically operated	46.399	193.698	306.908	1.105.637
8424811000	Oth.mech appliances for agricultural/hortikultural, drip irrigation systems	760	27.900	6.356	261.821
8424812000	Oth.mech appliances for agricultural/horti,oth drip irrigation systems,elect	17.021	116.896	299.624	1.279.195
8424813000	Oth.mech appliances for agricultural/horti,hand-operated insecticide sprayers	40.785	328.476	117.686	1.298.764
8424814000	Oth.mech appliances for agricultural/hortikultural, not electrically operated	24.573	276.453	87.251	899.541
8424895000	Hand operated household sprayers ofcapacity not exceeding 3 l	9.963	140.573	39.470	1.641.061
8424892000	Oth appliances oth. agri/horticultural,spray heads with dip tubes	49.865	516.002	299.850	2.767.908
8424894000	Wet processing equipment,by projecting,dispersing/spraying of chemical,etc	5.214	50.485	12.614	468.373
8424895000	Oth appliance for projecting,dispersing/spraying liquids/powders/fire,electric	50.681	517.967	195.112	3.169.580
8424899000	Oth appliance for projecting,dispersing/spray liquid/powders/fire,not electric	130.136	958.275	1.051.425	9.893.911
8424901100	Parts of fire extinguisher,electricallyoperated	47.279	186.200	156.402	1.447.369
8424901900	Parts of fire extinguisher, not electricoperated	80.979	1.205.773	971.901	10.241.952
8424902100	Parts of spray guns, of good of subhead8424.20.11,electrically operated	0	921	0	3.285
8424902300	Parts of spray gun,oth of good of subhd8424.20.11,electrically operated	17.747	53.697	88.033	411.752
8424902400	Parts of spray gun, of goods of subhead8424.20.11,not electrically operated	0	18.186	0	58.983
8424902900	Oth parts of spray guns and similarappliances	163.508	213.954	547.057	1.667.179
8424903100	Parts of steam/sand blasting mach &similar jet projecting mach,electric	4.231	53.142	33.088	542.716
8424903200	Parts of steam/sand blasting mach &similar jet projecting mach,non electric	3.350	79.688	15.308	449.657
8424909100	Parts of oth appliance of subhead8424.81.10/8424.81.20	0	60.774	0	69.290
8424909200	Parts of oth appliance of subhead8424.81.30/8424.81.40	13.923	73.535	43.320	215.942
8424909900	Oth mechanical appliances(whether/nothand operated)	127.704	1.368.604	2.541.048	11.238.077
8425110000	Pulley tackle & hoists oth than skipfor raising vehicles, by electric motor	101.342	1.081.014	838.056	10.734.273
8425190000	Pulley tackle & hoists oth than skipfor raising vhcles,oth by electric motor	110.559	1.379.102	185.784	7.276.858
8425310000	Oth winches; capstans,poweredby electric motor	136.224	1.006.060	428.201	7.708.145
8425390000	Oth winches;capstans,oth than poweredby oth electric motor	320.133	6.778.172	4.349.703	54.308.678
8425410000	Jacks hoists of built in jacking systemof a type used in garages	84.998	738.680	173.923	2.238.649
8425421000	Jacks used in tipping mechanism forlorries	61.020	178.717	219.519	609.240
8425429000	Oth jacks and hoists, hydraulic	356.025	6.130.583	686.710	22.171.210
8425491000	Oth jacks;hoists of a kind used forraising vehicles, electrically operated	33.199	352.534	67.652	1.828.751
8425492000	Oth jacks;hoists of a kind used forraising vehicles, not electric operated	49.161	1.041.374	182.179	5.425.511
8426110000	Overhead traveling cranes on fixedsupport	3.500	5.210.154	115.617	20.157.860
8426120000	Mobile lifting frames on tyres andstraddle carries	303.288	2.989.309	827.896	13.416.243
8426191000	Bridge cranes and gantry cranes	438.325	3.209.815	673.229	12.881.103
8426199000	Oth bridge cranes and gantry cranes	699.181	21.474.938	2.960.803	76.919.718
8426200000	Tower cranes	54.345	2.810.527	160.000	7.246.993
8426300000	Portal/pedestal jib cranes	68.130	909.867	269.858	9.395.247
8426410000	Oth machinery,self propelled,on tyres	76.108	2.192.745	238.536	13.307.523
8426490000	Oth machinery,self propelled,oth thanon tyres	146.350	4.024.338	3.552.532	34.677.348
8426910000	Oth derricks machin designed formounting on road vehicles	69.230	1.199.927	411.954	2.671.417
8426990000	Oth derricks mach oth designed formounting on road vehicles	32.070	1.140.979	366.451	8.563.198

I.3. IMPOR MENURUT KOMODITI / IMPORT BY HS COMMODITY
*****DESEMBER / DECEMBER 2009 *****

H S	Uraian Komoditi Commodity Description	Berat Bersih / Net Weight (Kg)		Nilai / Value C.I.F (US\$)	
		Bulan ini Current Month	Kumulatif Cum.Jan. to date	Bulan ini Current Month	Kumulatif Cum.Jan. to date
8427100000	Self-propelled trucks powered by anelectric motor	218.839	2.456.969	1.333.108	13.140.079
8427200000	Oth self-propelled trucks	1.994.931	9.935.957	6.693.345	45.357.736
8427900000	Oth trucks	188.264	3.299.912	1.161.542	15.582.814
8428101000	Passenger lifts	776.961	8.194.084	3.026.133	33.007.715
8428102100	Oth lifts of a kind used in buildings	615	82.962	6.357	192.551
8428102900	Oth lifts oth than of a kind used inbuildings	1.233.846	6.747.021	4.748.865	28.084.959
8428109000	Skip hoists	502	38.064	520	164.010
8428201000	Pneumatic elevators and conveyorsfor agricultural use	1.752	162.735	15.239	1.073.759
8428202000	Automated machines for the transport,handling & storage of PCB/PWBs/PCAs	611	36.428	4.645	774.211
8428209000	Oth pneumatic elevators & conveyors	13.433	931.308	390.654	11.659.392
8428310000	Oth continuous act elevators &conveyorsspecially designed for underground use	44.074	382.844	125.485	1.818.896
8428321000	Oth continuous act elevators &conveyorsof bucket type,used for agri type	6.352	37.720	22.710	543.248
8428329000	Oth continuous act elevators &conveyorsof bucket type,oth used for agri type	113.271	1.947.333	217.182	7.465.609
8428331000	Oth continuous act elevators &conveyorsof belt type, of agricultural type	0	110.806	0	562.919
8428332000	Automated mach for the transport,hand& storage of PCB/PWBs,belt type	0	292.088	0	1.284.180
8428339000	Oth continuous act elevators &conveyors,oth of belt type	1.261	2.786.213	5.433	19.687.215
8428391000	Pneumatic elevators and conveyorsof agricultural type	3.553	729.633	36.624	1.399.941
8428393000	Oth automated machin for transport,hand & storage of PCB/PWBs/PCAs	0	129.521	0	903.075
8428399000	Oth continuous-action elevators &conveyors, for goods/materials	221.088	2.924.817	1.473.607	21.225.622
8428400000	Escalators and moving walkways	710.480	4.289.078	1.561.363	9.715.265
8428600000	Teleferics, chair-lifts, ski-draglines;traction mechanisms for funiculars	0	11.052	0	208.569
8428902000	Oth lifting,handling, loading/unloadingmach,hand&storage of PCB/PWBs/PCAs	0	9.153	0	216.751
8428909000	Oth mach,oth than lift,hand,load/unloadmach,hand&storage of PCB/PWBs/PCAs	329.619	1.912.406	5.112.476	20.888.704
8429110000	Track laying, bulldozers and angledozers	2.015.661	12.154.888	16.796.137	100.951.911
8429190000	Bulldozer & angledozers oth track laying	131.629	4.165.108	274.315	26.101.336
8429200000	Graders and levellers	700.542	13.300.385	6.474.863	89.761.543
8429300000	Scrapers	34.460	62.936	458.098	697.491
8429401000	Road rollers	236.442	2.087.664	923.117	5.331.954
8429403000	Tamping machines	391.803	2.522.705	1.572.509	12.159.974
8429510000	Front-end shovel loaders,mechanicalexcavators and shovelloaders	897.272	8.221.087	3.974.037	44.494.275
8429520000	Mach with a 360,revolving super struct,mech shovels,excavators and shove load	7.867.596	61.738.327	39.531.053	341.819.633
8429590000	Mech shovels,excavators & shove loaderoth front-end shovel, mach. with a 360	123.398	8.557.924	784.492	54.217.385
8430100000	Pile-drivers and pile-extractors	435.377	3.390.556	1.841.925	18.272.655
8430200000	Snow-ploughs and snow-blowers	0	10.893	0	28.004
8430310000	Coal/rock cutters and tunnelingmachinery, self-propelled	6.096	217.689	5.197	1.942.607
8430390000	Coal/rock cutters and tunnelingmachinery,oth than self-propelled	34.066	399.918	671.696	3.687.760
8430410000	Oth boring/sinking machineryself-propelled	430.806	2.768.297	3.992.038	32.964.001
8430491000	Wellhead platforms & integrated prodmodules for use in drilling production	14.106	5.613.887	471.348	41.042.371
8430499000	Oth wellhead platforms & integrat prodmodules for use in drilling production	35.757	10.799.008	655.902	85.399.478
8430500000	Oth moving,grading,levelling,scrapingmachinery, self-propelled	10.606	1.437.809	30.685	7.454.211
8430610000	Tamping/compacting machinery,not self-propelled	128.090	327.984	797.180	2.028.493
8430690000	Oth machinery of hedaing 84.30, notself-propelled	539.439	729.344	2.316.104	4.261.830
8431101300	Parts suitable for of goods of subhead8425.19,8425.39or8425.49,electri operat	390	297.177	1.523	1.398.913
8431101900	Oth parts suitable for of goods ofheading 84.25,electrically operated	53.795	424.862	214.690	2.914.750
8431102200	Part suitable for goods of sub 8425.11,842520,8425.31,8425.41,8425.42,not elec	50.180	454.754	91.939	2.793.273
8431102900	Oth parts suitable for of goods ofheading 84.25,not electrically operated	36.354	336.258	135.644	2.544.689
8431200000	Parts suitable for goods of head 84.27	172.198	761.776	1.161.997	5.582.907
8431311000	Parts of goods of shd 8428.10.(21,29),8428.10.90,of lift skip hoist/escalators	253.246	1.686.446	534.880	5.034.888
8431312000	Parts of goods of shd 8428.10.10),8428.40.00,of lift skip hoist/escalators	104.728	1.136.682	474.656	4.452.978
8431391000	Part suitable for goods sub 8428.20.10,8428.32.10, 8428.33.10/8428.39.10	78.653	277.520	89.096	2.447.794
8431392000	Parts suitable for goods of subheading8428.90	1.498	122.058	16.668	1.833.608
8431394000	Part of auto mach. for tnsport/storageof PCB/PWBs/PCAs	4.043	34.089	43.853	455.875
8431399010	Part of oth lift,hand/load mach,telph/conveyor	164.876	2.479.159	2.071.269	31.558.747
8431399090	Oth parts of machinery of head 84.25	40.899	1.835.042	644.383	14.064.454
8431410000	Buckets, shovels, grabs and grips,ofmach of head 84.26, 84.29/84.30	187.494	4.594.951	1.200.311	20.947.234
8431420000	Bulldozer/angledozer blades of machof heading 84.26, 84.29/84.30	487.821	4.246.696	1.431.574	14.779.891
8431430000	Parts of boring/sinking mach of subhead8430.41/8430.49	3.530.322	24.285.932	27.702.648	341.999.212
8431491000	Parts of machinery of heading 84.26	323.195	1.580.547	3.366.079	17.635.842
8431492000	Cutting edges/end bits forscrapers,graders/levellers	742.512	5.361.452	2.005.298	15.256.565
8431493000	Parts of road rollers	67.709	1.510.400	339.725	3.600.972
8431499000	Oth parts of machinery of heading84.26, 84.29/84.30	4.272.269	36.941.611	29.073.555	244.174.596
8432100000	Ploughs	0	84.419	0	284.809
8432210000	Disc harrows	1.804	35.242	32.096	188.143
8432290000	Scarifiers, cultivators, weeders, hoesand oths harrows	7.012	190.216	65.388	851.649
8432300000	Seeders, planters and transplanters	1.043	19.959	14.585	205.907
8432400000	Manure spreaders & fertiliser distributo	0	22.371	0	447.116
8432801000	Oth machinery for soil preparation/cultivation;of agricult/horticultr typ	149	81.315	301	1.192.766
8432802000	Lawn/sports-ground rollers	0	4.330	0	76.305
8432809000	Oth machinery for soil preparation/cultivation	12.083	33.340	371.829	463.542
8432901000	Parts of machinery of subheading8432.80.90	22	23.560	623	180.816
8432902000	Parts of lawn/sport-ground rollers	16	368	4.372	15.429
8432909000	Parts oth machinery for soilpreparation/cultivation	7.028	374.677	105.942	3.120.431

I.3. IMPOR MENURUT KOMODITI / IMPORT BY HS COMMODITY
*****DESEMBER / DECEMBER 2009 *****

H S	Uraian Komoditi Commodity Description	Berat Bersih / Net Weight (Kg)		Nilai / Value C.I.F (US\$)	
		Bulan ini Current Month	Kumulatif Cum.Jan. to date	Bulan ini Current Month	Kumulatif Cum.Jan. to date
8433110000	Mowers for lawns,parks/sports-groundswith the cutting device rotate horizont	60.201	533.055	199.408	1.775.723
8433191000	Mowers for lawns,parks/sports-groundsmannually operated	0	12.847	0	48.197
8433199000	Oth mowers for lawns, parks/sportgrounds,oth than manually operated	103.954	1.317.716	508.580	4.435.904
8433200000	Oth mowers,including cutter bars fortractor mounting	14	67.474	678	567.148
8433300000	Oth haymaking machinery	814	5.626	11.891	97.998
8433400000	Straw/fodder baler,including pick-up	0	5.560	0	68.268
8433510000	Combined harvester-threshers macinery	0	19.978	0	267.520
8433520000	Oth threshing machinery	6.865	25.425	121.879	341.775
8433530000	Root/tuber harvesting machines	0	390	0	6.963
8433591000	Cotton pickers and cotton gins	6.600	8.657	74.658	84.723
8433599000	Oth cotton pickers and cotton gins	6.096	22.981	62.400	172.039
8433601000	Machin for cleaning,sorting/grading eggfruit/oth agricultur prod,electric	3.325	244.878	216.622	1.170.018
8433602000	Machin for cleaning,sorting/grading eggfruit/oth agricultur prod,not electric	0	3.126	0	246.240
8433901000	Part mach:castor,of diameter(inc yres)>100mm,<= 250mm,width wheel =30mm	0	4.696	0	215.102
8433902000	Parts mach:castor,oth of goods of subhd8433.11/8433.19.90	12.220	107.070	22.215	312.523
8433903000	Parts mach:castor,oth of goods of subhd8433.19.10	0	6.715	0	41.709
8433909000	Parts mach: oth castors	20.845	164.408	103.291	566.691
8434101000	Milking machines, electricallyoperated	527	4.696	10.922	26.438
8434102000	Milking machines,not electricallyoperated	0	292	0	3.829
8434201000	Dairy machinery, electrically operated	2.676	79.275	165.688	3.039.300
8434901000	Parts of milking & dairy mach.of electoperated machines	3.674	71.364	635.668	2.218.610
8434902000	Parts of milk & dairy mach of non electoperated machines	11.739	31.855	315.387	933.646
8435101000	Presses,crushers & manufacture of wine,cider,fruit juices,electric operated	35.775	277.035	466.813	1.690.346
8435102000	Presses,crushers & manufacture of wine,cider,fruit juices,not electri operated	3.037	22.532	5.233	37.047
8435901000	Parts of presses,crushers & manufactureof wine,cider,fruit juices,electr opera	19.402	167.651	123.778	918.360
8435902000	Parts of presses,crushers & manufactureof wine,cider,fruit juices,not electric	5.457	120.340	35.533	462.439
8436101000	Machinery for preparing animal feedingsuffs, electrically operated	77.926	458.531	1.079.793	4.301.373
8436102000	Machinery for preparing animal feedingsuffs, not electrically operated	833	174.163	13.958	561.998
8436211000	Poultry incubators & brooders,electrically operated	6.006	146.247	24.553	1.736.377
8436212000	Poultry incubators & brooders,not electrically operated	5.780	24.207	70.400	295.102
8436291000	Oth poultry-keeping machinery,electrically operated	25.330	279.171	115.667	1.435.314
8436292000	Oth poultry-keeping machinery,not electrically operated	25.638	495.989	137.258	1.213.951
8436801100	Germination plant mach, agriculturalor horticultural type,electric operated	97.307	280.553	244.325	1.202.115
8436801900	Oth germination plant machineryelectric operated	1.442	20.856	87.778	382.231
8436802100	Germination plant machin, agriculturalor horticultural type,not electric	19.413	209.312	30.607	309.524
8436802900	Oth germination plant machinery, notelectric operated	0	38.235	0	522.412
8436911000	Parts of poultry-keeping machinery/poultry,incubator & brooders,electric	20.581	561.210	493.270	3.546.376
8436912000	Parts of poultry-keeping machinery/poultry,incubator&brooders,not electric	13.247	71.643	38.313	499.038
8436991100	Parts oth of poultry-keeping machin,agri & horti type,electric operated	13.959	170.422	20.118	470.036
8436991900	Parts oth of poultry-keeping machin,oth than agri&horti type,elect operated	50.414	537.722	197.823	3.343.673
8436992100	Parts oth of poultry-keeping machin,agri & horti type,not electric operated	3.466	34.237	48.655	434.718
8436992900	Parts oth of poultry-keeping machin,oththan agri&horti type,not elect operated	36.222	463.114	130.175	2.961.925
8437101000	Machinery for bread grains:winnowing &cleaning machin, electrically operated	138.347	1.581.949	427.303	10.920.545
8437103000	Mach for clean,sorting/grad seed,graintdried leguminous vegetables,oth, elect	108.938	760.454	525.748	4.449.310
8437104000	Mach for clean,sorting/grad seed,graintdried leguminous vegetable,oth,not elect	2.543	23.444	13.597	263.255
8437801000	Machinery for rice hullers & cone typerice mills,electrically operated	24.256	650.470	28.273	1.170.459
8437802000	Machinery for rice hullers & cone typerice mills,not electrically operated	78.485	906.419	93.209	889.519
8437803000	Machinery for industrial type coffeand corn mills,electrically operated	0	37.012	0	566.922
8437804000	Machinery for industrial type coffee& corn mills,not electrically operat	14.194	300.638	25.248	317.059
8437805100	Polishing machines for rice,sifting andsieving,bran cleaner,electric operate	72.786	317.102	158.669	1.357.818
8437805900	Oth polishing mach for rice,sifting andsieving,bran cleaner,electric operate	46.740	741.230	141.718	2.452.738
8437806100	Polishing machines for rice,sifting andsieving,bran cleaner,not electric	79.799	1.062.310	99.000	1.184.650
8437806900	Oth polishing mach for rice,sifting andsieving,bran cleaner,not electric	501	261.582	1.141	659.610
8437901100	Parts of machin of subheading 8437.10,electrically operated	37.789	253.860	187.595	2.739.475
8437901900	Parts of machines oth than of subhead8437.10,electrically operated	89.538	1.028.261	105.427	1.860.342
8437902100	Parts of machines of subheading 8437.10,not electrically operated	608	28.167	24.350	291.974
8437902900	Oth parts of machines of subheading8437.10, not electrically operated	75.563	1.359.672	92.665	6.361.427
8438101000	Bakery mach,macaroni,spaghetti/similarproducts, electrically operated	245.969	1.542.807	6.512.263	20.186.217
8438102000	Bakery mach,macaroni,spaghetti/similarproducts, not electrically operated	2.477	271.653	32.030	2.285.152
8438201000	Mach for the manufac of confectionary,cocoa/chocolate, electrically operated	54.008	796.215	133.580	13.373.915
8438202000	Mach for the manufac of confectionary,cocoa/chocolate,not electric operated	77	25.998	1.694	677.998
8438301000	Mach for sugar manufac, electricallyoperated	29.316	283.124	114.000	2.668.992
8438302000	Machinery for sugar manufacture,not electrically operated	0	980.655	0	5.068.713
8438401000	Brewery machinery, electrically operated	0	10.414	0	504.995
8438402000	Brewery machinery, not electricallyoperated	0	255	0	13.716
8438501000	Mach for the preparation of meat/poultry,electrically operated	23.656	218.271	481.144	3.060.621
8438502000	Mach for the preparation of meat/poultry,not electrically operated	11.806	77.077	39.740	175.749
8438601000	Machiner for the preparation of fruits,nuts/vegetab, electrically operated	39.371	338.204	263.051	2.969.795
8438602000	Machiner for the preparation of fruits,nuts/vegetab, not electric operated	46.226	455.895	64.521	636.371
8438801100	Coffee pulpers, electrically operated	6.825	104.444	39.767	2.690.308
8438801200	Coffee pulpers, not electricallyoperated	416	16.516	908	64.788
8438809100	Oth coffee pulpers,electric operated	75.787	930.200	1.541.037	17.160.051

I.3. IMPOR MENURUT KOMODITI / IMPORT BY HS COMMODITY
*****DESEMBER / DECEMBER 2009 *****

H S	Uraian Komoditi Commodity Description	Berat Bersih / Net Weight (Kg)		Nilai / Value C.I.F (US\$)	
		Bulan ini Current Month	Kumulatif Cum.Jan. to date	Bulan ini Current Month	Kumulatif Cum.Jan. to date
8438809200	Oth coffee pulpers,not electric operated	9.759	291.336	7.291	380.712
8438901100	Parts of goods of subheading 8438.30.10electrically operated	22.477	162.072	103.107	806.795
8438901200	Part of coffee pulper,electric operatedmachines	0	8.400	0	170.035
8438901900	Parts of oths goods of heading 84.38electrically operated	14.014	361.922	396.202	9.462.015
8438902100	Parts of goods of subheading 8438.30.20not electrically operated	61.100	296.153	96.734	877.121
8438902900	Parts of oth goods of heading 84.38.20of coffee pulpers,not electric operated	14.059	1.114.468	136.034	5.583.319
8439100000	Machinery for making pulp of fibrouscellulosic material	2.442	483.855	87.148	7.416.767
8439200000	Machinery for making paper/paperboard	49.515	5.326.456	341.810	37.316.415
8439300000	Machinery for finishing paper/paperboard	26.259	1.905.502	268.294	27.298.539
8439911000	Part of machin for mak pulp of fibrouscellulosic material,electrically operat	32.762	310.019	880.854	7.597.767
8439912000	Part of machin for mak pulp of fibrouscellulosic material,not electric operat	31.128	813.522	840.404	8.066.641
8439991000	Parts for making/finishing paper/paperboard, electrically operated	348.968	5.612.828	8.608.847	98.030.496
8439992000	Parts for making/finishing paper/paperboard, not lectrically operated	0	3.808	0	152.780
8440101000	Book-binding mach, includ book-sewing,electrically operated	66.338	438.119	1.755.714	5.045.912
8440102000	Book-binding mach, includ book-sewing,not electrically operated	539	37.440	1.250	111.532
8440901000	Parts of book binding & sewing machineselectrically operated machines	1.013	8.749	52.636	283.249
8440902000	Parts of book binding & sewing machinesnot electrically operated machines	25	3.187	30	43.237
8441101000	Cutting machines, electrycally operated	259.365	3.282.604	1.714.566	20.905.102
8441102000	Cutting mach, not electrycally operated	9.374	167.389	19.362	1.039.307
8441201000	Machin for making bags,sacks/envelopeselectrically operated	91.129	507.637	1.014.695	6.262.572
8441202000	Machin for making bags,sacks/envelopesnot electrically operated	4.572	15.475	5.081	412.214
8441301000	Mach for mak cartons,boxes,cases,tubedrum/similar containers,electric operat	57.095	490.534	924.377	4.322.359
8441302000	Mach for making carton,boxes,cases,tubedrums/similar containers,not electric	0	2.197	0	11.796
8441401000	Machines for moulding articles in paperpulp,paper/paperboard,electri operat	53.281	735.921	1.193.272	8.270.107
8441402000	Machines for moulding articles in paperpulp, paper/paperboard, not electric	0	175	0	28.547
8441801000	Oth machinery for making up paper pulp,paper/paperboard,electrically operat	91.304	1.361.629	461.681	12.687.187
8441802000	Oth machinery for making up paper pulp,paper/paperboard,not electric operat	5.926	44.192	14.300	271.932
8441901000	Part of machin for mak up paper pulp,paper/paperboa,cutting mach,elec opert	78.544	894.511	999.524	19.124.343
8441902000	Parts of machin for mak up paper pulp,paper/paperboa,cutting mach,not elec op	16.550	48.403	77.479	587.901
8442301000	Machinery, apparatus and equipment,electrically operated	36.269	269.447	769.074	6.719.943
8442302000	Machinery, apparatus and equipment,not electrically operated	11.609	39.250	124.954	422.905
8442401000	Parts of electrically operated machin,apparatus/equipment	6.776	63.951	298.611	1.548.519
8442402000	Parts of the foregoing mach,apparatus/equipment,non electrically operated	2.379	33.319	107.440	757.135
8442500000	Plate,cyls&oth.print comp.plates,cyl &lithograph stones,prepared print purpose	38.253	366.336	1.094.152	6.770.435
8443100000	Print.mach.used for print by mean platescyl&oth print,offset print mach,reef fed	284.894	2.409.890	2.940.214	12.505.990
8443120000	Print.mach.use,print by mean plate cyl&oth print,offset print mach,sheetfed,off	51.509	469.468	35.350	6.454.903
8443130000	Oth offset printing machinery	144.349	2.722.257	1.359.502	25.678.578
8443140000	Letterpress printing mach, reel-fed,excluding flexographic printing	31.078	231.463	967.258	3.616.927
8443150000	Letterpress printing mach,oth than reefed, excluding flexographic printing	132.947	332.031	201.081	542.888
8443160000	Flexographic printing machinery	7.054	557.526	199.490	5.282.746
8443170000	Gravure printing machinery	10.192	621.479	65.545	6.352.109
8443190000	Oth than gravure,flexographic,letterpress,oth offset printing mach	143.250	1.855.405	5.072.713	34.352.515
8443311010	Printer-copier,ink-jet,color,capable ofconnecting to a data machine/network	435.300	3.531.199	3.410.741	31.234.520
8443311090	Printer-copier,ink-jet proces,no color,capable of connect to data mach/network	4.942	64.458	4.388	638.715
8443312010	Printer-copier,laser proces,color,capable connect to data mach/network	6.930	54.348	302.333	2.193.244
8443312090	Printer-copier,laser proces,no color,capable connect to data mach/network	22.943	587.033	472.752	8.482.312
8443313010	Combination printer-copier-facs mach,color,connect to data mach/network	37.869	573.302	636.199	9.975.490
8443313090	Combination printer-copier-facs mach,no color,connect to data mach/network	23.063	294.360	248.052	4.375.264
8443319010	Oth mach which perform >= 2 functionof printing,copying/facsimile; color	0	7.857	0	459.281
8443319090	Oth mach which perform >= 2 function ofprinting,copying/facsimile,no color	31.316	204.541	544.038	3.671.382
8443321010	Dot matrix printer,color,capable ofconnect to data machine/network	0	16.898	0	748.989
8443321090	Dot matrix printer,no color,capable ofconnect to data machine/network	28.945	941.968	1.186.282	29.830.169
8443322010	Ink-jet printer,color,capable ofconnect to a data machine/network	533.306	5.152.171	5.033.274	47.195.818
8443322090	Ink-jet printer,no color,capable ofconnect to a data machine/network	36.470	234.916	680.336	4.517.482
8443323010	Laser printer,color,capable of connectto a data machine/network	10.053	135.814	136.478	2.369.482
8443323090	Laser printer,no color,capable ofconnect to a data machine/network	14.542	141.542	235.026	2.663.742
8443324090	Facsimile machine,no color,capable ofconnect to a data machine/network	1.060	68.640	28.280	1.135.906
8443325010	Mach of screen print machinery,color,capable of connect to data mach/network	0	659	0	38.902
8443325090	Mach of screen print machinery,no color,capable of connect to data mach/network	771	7.772	156.053	334.464
8443329010	Mach of oth material,color,capable ofconnect to data machine/network	4.897	25.092	108.141	634.643
8443329090	Mach of oth material,no color,capableof connect to data machine/network	6.682	18.926	164.086	523.350
8443391100	Electrostatic photocopy apparatus,directprocess, color	0	1.490	0	177.075
8443391900	Electrostatic photocopy apparatus,directprocess, no color	392.329	4.554.866	704.643	6.085.835
8443392010	Electrostatic photocopy apparatus,in-direct process,color	1.679	10.289	88.726	287.873
8443392090	Electrostatic photocopy apparatus,in-direct process,no color	17.034	218.571	457.831	5.263.508
8443393090	Oth photocopy apparatus incorporating,optical system,no color	2.490	85.532	76.420	1.000.644
8443394090	Ink-jet printer,no color,not capableof connect to data machine/network	1.024	1.148	62.407	81.127
8443399010	Oth print mach,color,not capable ofconnect to data machine/network	0	35	0	2.041
8443399090	Oth print mach,no color,not capable ofconnect to data machine/network	22	8.505	1.700	149.604
8443910000	Part & accessori of print machinery usedfor print by component of head 84.42	815.210	6.969.338	35.681.655	405.122.940
8443991000	Part & accessori of screen print machi-nerly for manufact of print circuit board	198	24.496	22.887	2.110.357
8443992000	Ink-filled printer cartridges	126.315	1.575.152	1.654.920	28.503.787

I.3. IMPOR MENURUT KOMODITI / IMPORT BY HS COMMODITY
*****DESEMBER / DECEMBER 2009 *****

H S	Uraian Komoditi Commodity Description	Berat Bersih / Net Weight (Kg)		Nilai / Value C.I.F (US\$)	
		Bulan ini Current Month	Kumulatif Cum.Jan. to date	Bulan ini Current Month	Kumulatif Cum.Jan. to date
8443993000	Paper feeders and sorters	133	10.507	1.714	330.373
8443999000	Oth part & accessori of screen printingmachinery	220.407	4.709.844	6.596.638	114.114.958
8444100000	Mach for extrude,texture/cut man-madetextile material,electric operate	25.913	416.357	309.535	5.792.566
8444200000	Mach for extrude,texture/cut man-madetextile material,not electric operate	1.051	12.711	4.800	52.660
8445111000	Carding machines,electrically operated	179.223	1.092.263	1.227.771	6.927.948
8445112000	Carding machines,not electricallyoperated	0	25.552	0	524.868
8445121000	Combing machines, electrically operated	0	143.254	0	560.698
8445122000	Combing machines, not electricallyoperated	0	346	0	1.486
8445131000	Drawing/roving machines,electricallyoperated	53.351	528.407	202.858	3.666.312
8445132000	Drawing/roving machines,not electrically operated	0	12.900	0	59.500
8445191000	Other machines for preparing textilefibres; electrically operated	119.022	902.041	1.008.554	9.417.477
8445192000	Other machines for preparing textilefibres; not electrically operated	0	384	0	2.550
8445201000	Textile spinning machines;electrically operated	143.839	1.644.894	802.950	11.268.375
8445202000	Textile spinning machines;not electrically operated	6.640	33.373	15.618	600.443
8445301000	Textile doubling/twisting machines;electrically operated	216.158	906.049	240.864	2.316.465
8445302000	Textile doubling/twisting machines;not electrically operated	0	56.542	0	28.540
8445401000	Textile winding(including weft-winding)or reeling machin,electrically operated	74.188	1.037.453	406.779	13.223.911
8445402000	Textile winding(including weft-winding)or reeling machin,notelectric operated	0	26.926	0	40.317
8445901000	Oth machinery for preparing textile,electrically operated	19.976	490.951	340.915	3.485.022
8445902000	Oth machinery for preparing textile,not electrically operated	0	181.440	0	854.380
8446101000	Machines for weaving fabrics of a width<= 30 cm, electric operated	12.757	399.117	71.247	1.968.983
8446102000	Machin for weaving fabrics of a width<= 30 cm,not electric operated	0	7.030	0	336.227
8446210000	Machine for weaving fabrics of a width> 30 cm, Power looms, shuttle type	118.350	313.911	197.040	918.447
8446290000	Machine for weaving fabrics of a width>30 cm, Oth than Pwr looms,shuttle type	561.675	5.795.841	2.692.909	25.080.486
8446300000	Machine for weaving fabrics of a width> 30 cm, shuttleless type	344.023	2.864.350	622.557	11.506.703
8447111000	Circular knitting mach,cylinder diamtr<= 165 mm, electrically operated	47.310	537.396	482.338	4.627.764
8447112000	Circular knitting mach,cylinder diamtr<= 165 mm,not electrically operated	0	43.030	0	640.110
8447121000	Circular knitting mach,cylinder diamtr>165 mm, electrically operated	189.158	888.242	912.724	6.363.168
8447201000	Flat knitting & stitch bonding machine,electrically operated	81.310	958.927	423.726	11.144.168
8447202000	Flat knitting & stitch bonding machine,not electrically operated	8.365	267.473	22.055	3.336.946
8447901000	Machines for making gimped yarn,tulle,lace&mach for tufting,electric operated	406.556	2.074.722	2.484.371	13.585.423
8447902000	Machines for making gimped yarn,tulle,lace&mach for tufting,not elec operated	7.810	289.249	4.199	960.964
8448111000	Dobbies & jacquards, card reducing,electrically operated	11.480	267.408	94.837	2.544.368
8448112000	Dobbies & jacquards, card reducing, notelectrically operated	2.776	25.401	11.292	112.148
8448191000	Oth auxiliary machin for mach of heading84.44, 84.45, 84.46, 84.47, electric	49.271	460.690	255.782	2.586.624
8448192000	Oth auxiliary machin for mach of heading8444, 8445, 8446, 84.47, not electric	1	67.539	315	352.037
8448200000	Parts&accessories of mach of heading84.44/their auxiliary machinery	280.007	1.793.587	1.653.159	16.849.018
8448310000	Card clothing of mach of heading 84.45	43.326	213.192	342.645	2.599.746
8448320000	Parts&accessories of mach for preparingtextile fibres,other than card clothing	18.375	206.936	132.657	1.737.684
8448330000	Spindles, spindle flyers,spinning rings,and ring travellers of mach 84.45	11.701	110.627	433.655	3.996.114
8448390000	Other parts & accessories of mach ofhead 84.45/their auxiliary machinery	416.884	2.291.212	2.215.082	28.004.372
8448420000	Reeds for looms, healds & heald-framesfor weaving machines	7.466	96.804	265.657	2.025.215
8448491100	Shuttles, for electrtrically operatedweaving machine	2.250	42.455	32.528	475.071
8448491900	Oth parts & acces, for elect operatedweaving machine	12.921	433.217	611.315	5.707.867
8448492000	Parts & acces, for non electricallyoperated weaving machine	1.279	1.380.217	27.951	287.069
8448510000	Sinkers, needles&other articles used informing stitches	12.163	88.087	885.869	8.164.448
8448590000	Othe parts&accessories of mach ofhead 8447/their auxiliary machinery	53.319	467.340	1.335.897	4.067.809
8449001000	Mach for the manufacture/finishing offelt/nonwovens,electrically operated	120	101.844	4.504	517.437
8449002000	Mach for the manufacture/finishing offelt/nonwovens, not elect operated	0	5.494	0	99.764
8450111000	Household/laundry-type washing machin;fully-automatic mach;capacity <= 6 kg	133.828	1.462.126	593.177	6.079.455
8450119000	Household/laundry-type wash mach;fully-automatic machine;capacity > 6 kg	946.297	8.891.007	3.656.579	35.636.050
8450120010	Household/laundry-type wash mach;built-in centrifugal drier,capacity <= 6 kg	95.810	1.017.377	362.924	4.245.749
8450120020	Household/laundry-type wash mach;built-in centrifugal drier,capacity > 6 kg	570.961	7.284.738	1.890.343	21.903.610
8450190010	Other household/laundry-type wash mach;dry linen capacity <= 6 kg	19.097	21.721	45.299	54.868
8450190020	Other household/laundry-type wash mach;dry linen capacity > 6 kg	7.595	691.736	16.331	1.302.341
8450200000	Household/laundry-type washing mach;a dry linen capacity >10 kg	72.735	1.076.860	428.246	5.785.864
8450901000	Parts of goods of subheading 8450.20	23.557	106.757	137.355	415.236
8450902000	Parts of goods of subheading 8450.11,8450.12 or 8450.19	390.636	3.778.231	1.319.200	12.276.830
8451100000	Dry-cleaning machines	44.310	235.586	219.254	1.219.781
8451210000	Drying machines,each of a dry linencapacity not exceeding 10 kg	13.864	142.343	70.502	727.866
8451290000	Drying machines,each of a dry linencapacity exceeding 10 kg	281.509	1.765.518	959.315	8.442.023
8451300000	Ironing machines and presses(including fusing presses)	33.728	247.249	297.053	1.836.861
8451400000	Washing, bleaching or dyeing machines	221.788	1.807.910	1.688.573	16.330.574
8451500000	Mach. for reeling,unreeling,folding,cutting/pinking textile fabrics	92.144	410.591	328.647	2.560.176
8451801000	Other machinery exclude machines of hd84.50; for domestic use	2.973	17.047	8.852	113.825
8451809000	Other machinery exclude machines of hd84.50; not for domestic use	63.038	1.278.363	680.004	11.579.500
8451901000	Parts of machines or dry linen capacityno exceeding 10 kg	3.430	19.274	13.587	199.686
8451909000	Parts of oth machines of heading 8451	34.593	554.956	154.403	3.007.805
8452100000	Sewing machines of the householdtype	216.718	1.331.923	442.880	2.816.473
8452210000	Oth sewing machines, automatic units	60.333	1.075.550	662.024	8.407.285
8452290000	Oth sewing machines, not automatic units	257.743	2.654.108	1.266.368	15.206.807
8452300000	Sewing machine needles	57.780	331.164	102.893	1.076.224

I.3. IMPOR MENURUT KOMODITI / IMPORT BY HS COMMODITY
*****DESEMBER / DECEMBER 2009 *****

H S	Uraian Komoditi Commodity Description	Berat Bersih / Net Weight (Kg)		Nilai / Value C.I.F (US\$)	
		Bulan ini Current Month	Kumulatif Cum.Jan. to date	Bulan ini Current Month	Kumulatif Cum.Jan. to date
8452400000	Furniture, bases and covers for sewingmachines and parts thereof	55.227	194.037	80.641	339.867
8452901100	Arms,beds,stands,flywheel,belt guard;treadles/pedals of subhead 8452.10	12.330	130.054	50.252	429.427
8452901900	Oth part of sewing mach of machinery ofsubheading 8452.10	23.319	256.421	39.624	795.956
8452909010	Arms beds,foot & pedals of mach excludesubheading 8452.10	26.031	131.067	368.955	752.758
8452909090	Other parts of sewing mach of machineryexclde subheading 8452.10	189.271	1.797.573	979.072	5.359.120
8453101000	Machinery for prepare,tanning/work hides, skins/leather, elect operated	82.988	597.785	289.298	2.588.245
8453102000	Machinery for prepare,tanning/work hides, skins/leather, not elect operated	0	76.916	0	395.987
8453201000	Machinery for making/repairingfootwear, electrically operated	88.592	1.165.055	529.138	7.257.280
8453202000	Machinery for making/repairingfootwear, not electrically operated	61.861	155.705	293.676	781.259
8453801000	Mach for make/repaire other articles ofhides,skins,not sewing machine,electric	12.569	515.124	169.373	6.564.217
8453802000	Mach for make/repaire other articles ofhides,skins,not sewing machin,not elect	3.065	131.779	38.329	550.707
8453900000	Parts of goods of heading 84.53	63.981	517.222	268.432	3.418.021
8454100000	Converters	3.164	136.620	87.790	1.787.261
8454200000	Ingot moulds and ladles	29.588	1.124.401	1.071.257	13.667.707
8454300000	Casting machines	52.262	1.401.931	917.786	16.635.198
8454900000	Parts of goods of heading 84.54	197.103	1.749.055	1.313.619	10.939.082
8455100000	Tube mills	653	363.169	3.988	1.213.259
8455210000	Oth Rolling mills, hot or combination hocold	0	917.924	0	1.991.847
8455220000	Oth Rolling mills, cold	50.120	539.251	94.353	772.681
8455300000	Rolls for rolling mills	247.468	3.078.863	880.635	15.113.417
8455900000	Other parts of metal-rolling millsand rolls therefor.	256.142	4.618.228	804.133	16.717.533
8456100000	Machines tool for work any material byremoval material,operat by laser/phonon	4.377	59.826	304.203	2.128.612
8456200000	Machines tool for work any material byremoval material,operat by ultrasonic	6.512	114.251	18.150	346.644
8456300000	Machines tool for work any material byremoval material,electro-discharge	25.806	209.629	239.021	3.533.598
8456901000	Mach tool for mnfact of printed circuit,numerical control,by plasma arc process	1.039	20.591	8.181	124.335
8456902000	Wet proces equip for the applicationby immersion of electrochemic solutions	0	501	0	8.939
8456909000	Oth mach tool for work any material byother operating processes	55.830	234.987	487.491	3.112.115
8457100000	Machining centres	195.437	1.964.750	1.616.488	23.557.719
8457200000	Unit construction machines(single-station)	32.938	268.624	2.463.227	3.418.548
8457300000	Multi-station transfer machines	4.418	45.745	22.019	379.864
8458110000	Horizontal lathes, numericallycontrolled	90.639	915.349	1.154.418	15.716.718
8458190000	Horizontal lathes,not numericallycontrolled	121.711	1.313.644	409.173	10.848.022
8458910000	Other lathes,numerically controlled	4.264	356.611	17.350	6.472.523
8458990000	Other lathes,not numerically controlled	458.272	2.750.508	2.070.212	24.186.981
8459101000	Way-type unit head machineselectrically operated	77.539	281.453	482.258	2.294.809
8459102000	Way-type unit head machines, notelectrically operated	18.491	86.519	9.841	1.246.789
8459210000	Dilling machines, numericallycontrolled	40.328	254.226	722.114	4.377.563
8459291000	Dilling machines, electrically operated	125.573	1.057.124	226.982	6.198.434
8459292000	Dilling machines, not electricallyoperated	9.598	98.826	37.252	403.023
8459310000	Boring-milling machines, numericallycontrolled	0	193.675	0	1.250.685
8459391000	Oth boring-milling machines, electricaloperated	31.055	312.840	232.141	1.473.097
8459392000	Oth boring-milling machines, notelectrically operated	2.716	26.367	10.774	439.819
8459401000	Oth boring machines, electricallyoperated	192.949	666.550	620.406	5.271.420
8459402000	Oth boring machines, not electricallyoperated	27.380	173.308	197.469	1.521.489
8459510000	Milling machines, knee-type,numerically controlled	3.869	32.568	34.273	191.499
8459591000	Oth milling machines, knee-type,electrically operated	1.077	230.256	1.860	527.695
8459592000	Oth milling machines, knee-type, notelectrically operated	0	6.450	0	29.062
8459610000	Other milling machines, numericallycontrolled	4.188	132.319	33.844	1.086.696
8459691000	Other milling machines, not nmrclycontrolled, electrically operated	158.532	912.366	324.413	8.692.398
8459692000	Other milling machines, not nmrclycontrolled, not electrically operated	0	110.505	0	438.324
8459701000	Threading/tapping machines,electrically operated	15.928	475.921	162.376	4.400.844
8459702000	Threading/tapping machines, notelectrically operated	50	69.900	62	586.197
8460110000	Flat-surface grinding mach,an accuracyof at least 0.01 mm,numeric controlled	223	55.250	19.743	919.820
8460191000	Oth flat-surface grinding mach, accuracyof at least 0.01 mm, electric operated	90.527	716.230	322.985	6.242.576
8460192000	Oth flat-surface grinding mach, accuracyof at least 0.01 mm, not elect operated	4.839	92.727	20.238	1.405.087
8460210000	Other grinding mach,an accuracy of atleast 0.01 mm,numerically controlled	13.808	83.451	866.709	2.350.635
8460291000	Other grinding mach,an accuracy of atleast 0.01 mm, electrically operated	73.835	691.856	760.619	10.152.215
8460292000	Other grinding mach,an accuracy of atleast 0.01 mm, not electric operated	1.650	74.364	5.192	560.829
8460311000	Machine tools, numeric controlled, forsharpen carbide diamet <= 3.175 mm	0	1.428	0	30.157
8460319000	Oth sharpening (tool/cutter grinding)machines,numerically controlled	405	43.581	17.350	572.692
8460391000	Oth sharpening (tool/cutter grinding)machines, electrically operated	18.281	75.880	62.255	529.656
8460392000	Oth sharpening (tool/cutter grinding)machines, not electrically operated	1.491	8.932	61.942	112.946
8460401000	Honing/lapping mach,electricallyoperated	6.931	165.493	28.704	4.052.952
8460402000	Honing/lapping mach, not electricallyoperated	0	2.205	0	53.569
8460901000	Oth mach-tools for deburring,abrasives/polishing products, electric operat	24.787	229.177	118.401	4.257.459
8460902000	Oth mach-tools for deburring,abrasives/polishing products,not electric operat	34.121	49.192	56.469	715.981
8461201000	Shaping/slotting machines,electricallyoperated	106.966	887.380	218.501	3.966.555
8461202000	Shaping/slotting mach,not electricallyoperated	10.010	69.852	41.810	433.094
8461301000	Broaching mach,electrically operated	3.966	43.643	37.465	852.640
8461401000	Gear cutting,gear grinding/gearfinishing mach, electric operated	41.253	301.351	224.037	4.750.997
8461402000	Gear cutting,gear grinding/gearfinishing mach, not electric operated	281	107.526	210	1.173.017
8461501000	Sawing/cutting-off machines,electrically operated	138.432	1.078.381	636.681	7.915.405

I.3. IMPOR MENURUT KOMODITI / IMPORT BY HS COMMODITY
*****DESEMBER / DECEMBER 2009 *****

H S	Uraian Komoditi Commodity Description	Berat Bersih / Net Weight (Kg)		Nilai / Value C.I.F (US\$)	
		Bulan ini Current Month	Kumulatif Cum.Jan. to date	Bulan ini Current Month	Kumulatif Cum.Jan. to date
8461502000	Sawing/cutting-off machines, notelectrically operated	9.578	95.083	33.033	347.921
8461901000	Oth mach-tool for planing/shaping/slottiby cermets, electrically operated	12.069	329.249	176.271	3.282.140
8461909000	Oth mach-tool for planing/shaping/slottiby cermets, not electrically operated	1.743	106.867	124.194	1.582.267
8462101000	Forging/die-stamping machines(including pres) & hammers, electric	1.022.045	8.309.305	3.751.564	42.473.634
8462102000	Forging/die-stamping machines(includ pres)&hammers,not electric	96.682	688.387	206.652	4.880.889
8462210000	Bend.fold,straighthen/flattening machine(includ pres),numeric control	33.638	548.785	204.793	5.212.703
8462291000	Bend.fold,straighthen/flattening machine(includ pres),not nmric control,elect	365.831	2.164.943	2.274.583	15.577.620
8462292000	Bend.fold,straighthen/flattening machine(incl pres), not nmrc control,not elect	28.034	181.916	89.696	862.977
8462310000	Shearing machine (incl press),oth thancombine punching mach,numeric control	1.084	314.658	1.075	3.888.031
8462391000	Shearing machine (incl press),oth thanbine punching mach,not nmrc cntrl,elect	103.152	1.538.850	476.130	8.586.591
8462392000	Shearing mach (incl press),oth than binepunch mach, not nmrc control,not elect	12.077	112.712	33.182	534.794
8462410000	Punching/notching mach,incl comb punch &shearing mach,numeric control	54.319	290.210	144.122	2.941.366
8462491000	Punching/notching mach,incl comb punch &shearing mach,not numeric cntrl,elec	169.331	779.274	672.302	6.680.177
8462492000	Punching/notching mach,incl comb punch &shear mach,not nmric cntrl,not elect	9.343	98.058	20.264	271.319
8462910000	Hydraulic presses	91.177	1.983.386	240.061	8.459.734
8462991000	Mach for manufac of boxes,cans& similar contain of tin plate, electr.	73.810	521.187	569.411	5.661.006
8462992000	Mach for manufac of boxes,canscontain tin plate,not elect. operated	0	1.515	0	3.403
8462995000	Oth machine for working metal byforging,hamming,electric operated	1.161.757	3.468.606	2.702.329	12.543.044
8462996000	Oth machine for working metal byforging,hamming,not electric operated	13.112	39.026	11.348	135.380
8463101000	Draw-benches for bars,tube,profile,wire,or the like, electrically operated	47.852	321.750	212.726	2.107.538
8463102000	Draw-benches for bars,tube,profile,wire,or the like, not electrically operated	601	47.291	59.889	113.689
8463201000	Thread rolling machines, electricallyoperated	50.105	134.670	96.196	750.034
8463202000	Thread rolling machines,notelectrically operated	54	44.657	261	49.518
8463301000	Machines for working wire,electricallyoperated	49.420	899.795	291.058	8.321.438
8463302000	Machines for working wire, notelectrically operated	0	32.976	0	287.128
8463901000	Oth mach tool for work metal/cerments,without remove material,elect operated	158.425	1.365.335	443.714	9.763.216
8463902000	Oth mach tool for work metal/cerments,without remove material,not elect operat	1.891	231.875	24.559	455.475
8464101000	Sawing mach for working stone,ceramics electrically operated	18.560	140.606	227.711	711.670
8464102000	Sawing mach for working stone,ceramicsnot electrically operated	6.001	6.381	16.581	22.321
8464201000	Grinding/polishing machines,electrically operated	39.887	330.300	339.230	1.703.831
8464202000	Grinding/polishing machines,not electrically operated	15.165	23.183	110.737	184.774
8464901000	Oth mach tool for work stone,ceramics/like mineral material,elect operated	196.105	1.235.890	460.458	5.137.163
8464902000	Oth mach tool for work stone,ceramics/like mineral material,not elect operate	11.289	323.641	23.228	788.139
8465100000	Mach, can carryout different type opera-tion without tool charge for such operat	87.505	402.333	336.800	1.720.721
8465911000	Sawing machines for scoring PCB/PWB's electrically operated	48	39.990	17.900	274.612
8465912000	Other sawing mach for scoring PCB/PWB's, electrically operated	71.821	727.592	181.226	2.472.660
8465919000	Other sawing mach for scoring PCB/PWB's, not electrically operated	3.563	414.240	14.754	1.531.996
8465921000	Mach tools for routing PCB/PWB'ssubstrates,shank dmtr <=3.175 mm	15.382	101.433	335.181	728.625
8465922000	Oth planing,milling/moulding (bycutting) mach,electrically operated	59.748	882.661	205.020	3.453.967
8465929000	Oth planing,milling/moulding (bycutting)machines,not electric operated	1.349	618.360	3.114	5.842.529
8465931000	Grinding, sanding/polishing machines,electrically operated	43.555	594.941	257.051	2.889.147
8465932000	Grinding, sanding/polishing machines,not electrically operated	1.909	34.983	15.848	202.154
8465941000	Bending/assembling machines,electrically operated	19.822	423.465	120.895	2.543.715
8465942000	Bending/assembling machines, notelectrically operated	375	4.169	4.104	74.075
8465951000	Drilling mach for manufac PCB/PWB's,with a spindle speed > 50.000 rpm	6.353	132.504	45.540	568.076
8465953000	Other drilling/morticing machines,electrically operated	39.968	371.722	156.691	799.098
8465959000	Other drilling/morticing machines, notelectrically operated	19.243	153.346	73.738	830.439
8465961000	Splitting, slicing/paring machines,electrically operated	24.754	448.511	109.558	7.728.932
8465962000	Splitting, slicing/paring machines,not electrically operated	133	32.514	220	99.514
8465993000	Lathes, electrically operated	47.878	226.148	155.703	616.173
8465994000	Lathes, not electrically operated	305	14.923	1.000	22.299
8465995000	Oth mach for deburring surfaces of PCB/PWB's, for scoring laminati presses	13.063	163.265	26.574	548.047
8465996000	Other mach-tools for nailing,stapling,glueing/otherwise assemb,electric	130.228	1.064.680	619.819	3.208.155
8465999000	Other mach-tools for nailing,stapling,glueing/otherwise assemb,not electric	118.618	833.570	359.528	6.993.333
8466101000	Tool hold.self-open dieheads for 8456.90&8460.31,8465.91,8465.92,8465.95,8465.	1.557	312.784	102.623	5.308.310
8466109000	Other tool holders & self-openingdieheads	50.359	767.576	705.971	7.365.828
8466201000	Work holders for sub 8456.99, 8460.31,8465.91, 8465.92, 8465.95, 8465.99	2.326	35.502	61.448	550.381
8466209000	Work holders for other machine	34.572	232.818	424.554	4.873.617
8466301000	Dividing head,special attach for 8456.90&8460.31,8465.91,8465.92,8465.95&8465	108	75.902	913	1.100.772
8466309000	Dividing heads & other specialattachments for oth machine-tools	11.538	206.443	454.957	4.063.067
8466910000	Parts&acces suitable for machine ofheading 84.64	125.283	1.630.002	381.447	5.920.374
8466921000	Parts&acces suitable for mach subhead8465.92.10, 8465.95.10, 8465.99.50	6.216	143.225	146.982	1.027.272
8466929000	Parts & acces suitable for mach ofother subheading 84.65	51.582	638.072	838.232	5.144.037
8466932000	Parts&acces suitable for mach subhead8456.90.10,8456.90.20,8460.31.10	2.144	20.844	23.476	309.948
8466939000	Parts&acces suitable for mach ofother headings 84.56 to 84.61	49.572	931.622	1.405.946	19.353.799
8466940000	Parts & acces suitable for machineother headings 84.62 or 84.63	206.761	1.825.983	2.488.468	22.805.302
8467110000	Tool for work in the hand,pneumatic,rotary type (incl rotary percussion)	13.921	137.293	388.973	3.795.465
8467190000	Tool for working in the hand,pneumatic,in other type	29.398	153.718	109.987	1.233.804
8467210000	Drills of all kinds with selfcontained electric motor	135.395	1.181.249	529.503	3.215.418
8467220000	Saws with self containedelectric motor	37.901	255.196	127.257	800.723
8467290000	Oth tool for working in the hand,with self-contained electric motor	520.129	4.301.721	1.526.692	9.706.852
8467810000	Chain saws	120.545	665.193	517.085	3.087.472

I.3. IMPOR MENURUT KOMODITI / IMPORT BY HS COMMODITY

***DESEMBER / DECEMBER 2009 ***

H S	Uraian Komoditi Commodity Description	Berat Bersih / Net Weight (Kg)		Nilai / Value C.I.F (US\$)	
		Bulan ini Current Month	Kumulatif Cum.Jan. to date	Bulan ini Current Month	Kumulatif Cum.Jan. to date
8467890000	Oth tool for working in the hand	94.375	1.010.353	1.690.413	9.059.559
8467911000	Part of chain saw,of elect-mechanic forwork in hand,self-cont. electric motor	5.269	75.969	11.547	212.988
8467919000	Part of other chain saw	50.714	663.966	140.194	2.142.971
8467920000	Parts of pneumatic tools	8.246	92.548	52.736	878.895
8467991000	Part of tool of subhead 8467.21, 8467.22or 8467.29	15.532	321.107	66.722	845.602
8467999000	Part of tool of of oth heading 8467	107.683	1.096.007	259.922	2.912.287
8468100000	Hand-held blow pipes	640	15.477	10.130	81.732
8468201000	Hand-operated gas welding, brazing/cutting appliances for metal	13.333	141.574	192.423	1.579.157
8468209000	Other gas-operated machinery & apparatus	21.790	549.453	172.290	7.364.386
8468800000	Other machinery and apparatus for soldering, brazing/welding	19.783	303.902	94.491	2.375.361
8468901100	Parts of goods of subheading 8468.10	3.193	15.217	24.271	93.850
8468901200	Parts of goods of subheading 8468.20.10	50.423	136.874	586.765	1.258.248
8468909000	Parts of other Heading 8468	59.171	597.201	524.036	4.343.303
8469001000	Word-processing machines	81.173	544.777	3.644.573	24.040.246
8469009010	Automatic typewriters	112	14.975	620	200.476
8469009090	Other typewrites	24.677	179.505	117.545	968.449
8470100000	Electronic calculators, cpble of operatiwithout an extnl source electric power	95.405	788.498	669.699	8.006.964
8470210000	Electronic calculating machinesincorporating a printing device	306	14.582	22.133	195.335
8470290000	Other electronic calculating machines	9.943	145.475	64.529	1.012.397
8470300000	Other calculating machines	272.072	1.518.984	1.246.546	5.998.568
8470500000	Cash registers	23.915	260.266	1.988.408	11.744.299
8470901000	Postage-franking machines	957	3.573	87.746	302.351
8470902000	Accounting machines	3.350	6.187	12.803	23.073
8470909000	Machines for pocket-size data record, reproduc, display mach with calculat	1.558	42.727	120.778	560.794
8471301000	Handheld computer incl palmtop & PDAs	26	37.950	1.500	2.239.467
8471302000	Laptop incl notebooks	733.067	6.044.829	67.859.911	528.864.892
8471309000	Oth portable digital automatic dataproc mach, weigh not more than 10 kg	244.996	2.181.968	1.168.514	11.318.452
8471411000	Personal computers excl 8471.30with at least a CPU and an input/output	181.690	1.418.731	1.645.118	30.137.709
8471419000	Oth automatic data processing machineswith at least a CPU and an input/output	32.431	503.401	2.027.962	22.648.137
8471491000	Personal computers excl 8471.30presented in form of systems	211.565	1.863.787	7.770.356	60.656.149
8471499000	Oth automatic data processing machinespresented in form of systems	59.347	633.122	2.946.232	54.169.626
8471501000	Processing units for personal computerother of subhd 8471.41 or 8471.49	198.108	1.391.414	7.655.334	51.755.511
8471509000	Oth Processing unitsother of subhd 8471.41 or 8471.49	217.472	2.081.493	6.990.406	56.437.424
8471603000	Computer keyboards	175.465	1.599.504	816.069	8.021.233
8471604000	X-ycoordinate input devices, includingmouse, light pens, joystick, track balls	233.640	2.142.264	867.917	9.901.470
8471605000	Plotters whether input/output units of heading 84.71or of heading 90.17	1.337	32.485	138.186	952.341
8471609000	Other input/output units, whether/not contain storg unitsthe same housing	771.813	4.160.068	1.463.845	28.440.680
8471701000	Floppy disk drives	16.854	710.275	96.259	54.434.588
8471702000	Hard disk drives	274.724	2.899.976	3.666.839	31.700.599
8471703000	Tape drives	2.779	34.570	246.927	3.123.793
8471704000	Optical disk drives, including cd-romdrives, dvd drives & cd-r drives	221.388	2.323.330	3.362.800	71.511.359
8471705000	Proprietary fmat strge device includ me-dia therefor f automat. dt proc.mach	14.330	137.140	1.096.914	11.076.537
8471709100	Backup management systems	4.901	128.733	234.783	5.367.904
8471709900	Other storage units of automatic data processing machine	48.706	533.708	1.258.328	21.046.874
8471801000	Control and adaptor units	35.183	462.749	427.434	6.322.240
8471807000	Sound card and video card	60.992	377.060	325.119	3.026.573
8471809000	Other units of automatic dataprocessing machines	262.999	1.688.770	3.132.933	50.267.705
8471901000	Bar code readers	3.572	79.024	551.822	2.451.676
8471902000	Optical character readers, document/image scanners	23.251	268.543	862.685	7.288.575
8471909000	Other units automatic data processingmachines	419.158	2.508.947	6.543.986	37.903.591
8472101000	Duplicating machines, electricallyoperated	56	20.689	1.980	183.434
8472102000	Duplicating machines, not electricallyoperated	0	1.134	0	2.462
8472301000	Machin for sorting/folding mail/forinserting mail in envelopes,electric	295	14.008	754	121.646
8472302000	Machin for sorting/folding mail/forinserting mail in envelopes,not elect.	0	4.362	0	33.044
8472901000	Automatic teller machines	211.690	3.267.384	2.993.399	45.066.454
8472902000	Electronic fingerprint identificationsystem	6.413	56.117	52.949	767.120
8472903000	Other office machines,electricallyoperated	30.099	405.596	280.739	4.610.096
8472909000	Other office machines,not electricallyoperated	44.722	292.765	174.286	1.093.442
8473101000	Printed circuit assemblies for word-processing	687	18.921	26.840	572.231
8473109000	Other parts & access of the mach of heading 84.69	5.205	83.404	686.149	5.655.649
8473210000	Parts & access electronic calculatingmach sub 8470.10, 8470.21/8470.29	20	6.704	2.101	194.813
8473290000	Parts & access of other machines of heading 84.70	3.121	43.575	255.097	2.876.618
8473301000	Assembled printed circuit boardsfor machines of heading 84.71	423.734	4.180.082	6.830.186	60.144.586
8473309000	Parts & access of other machines of heading 84.71	1.311.165	12.877.261	36.816.337	409.471.294
8473401100	Parts including printed circuit assembfor machines of heading 84.72	4	1.469	208	220.087
8473401900	Other parts&accessories of the machof heading 84.72,for electric operate	2.461	49.731	103.600	1.482.246
8473402000	Other parts&accessories of the machheading 84.72,for non electric operate	42	36.920	1.947	86.800
8473501100	Parts&accessories suitable for usewith mach of heading 84.71,electric	80.756	575.891	5.883.762	30.528.934
8473501900	Parts&accessories suitable for usewith mach head 84.69 & 84.72,electric	24.594	410.743	74.831	1.858.754
8473502000	Part&access suitable for use with machof heading 84.69-84.72,non-electric	13	37.837	552	622.009
8474101000	Sorting,screening,separating/washingmachines, electrically operated	75.461	2.198.087	769.369	11.184.580
8474102000	Sorting,screening,separating/washingmachines, not electrically operated	15.788	767.277	62.926	6.879.914

I.3. IMPOR MENURUT KOMODITI / IMPORT BY HS COMMODITY
*****DESEMBER / DECEMBER 2009 *****

H S	Uraian Komoditi Commodity Description	Berat Bersih / Net Weight (Kg)		Nilai / Value C.I.F (US\$)	
		Bulan ini Current Month	Kumulatif Cum.Jan. to date	Bulan ini Current Month	Kumulatif Cum.Jan. to date
8474201100	Crushing/grinding machines for stone electrically operated	856.464	5.787.498	1.803.729	12.183.647
8474201900	Crushing/grinding mach for earth,oresoth mineral substances,electric operat	120.186	3.899.362	965.662	18.368.899
8474202100	Crushing/grinding mach for stone notelectrically operated	40.306	1.293.199	57.912	5.135.375
8474202900	Crushing/grinding mach for earth,oresoth mineral substances,not electric	47.993	1.370.725	92.976	4.712.281
8474311000	Concrete/mortar mixers, electricallyoperated	118.819	458.223	919.608	3.010.690
8474312000	Concrete/mortar mixers, notelectrically operated	4.741	202.860	8.735	2.270.768
8474321000	Mach for mixing mineral substances withbitumen,electrically operated	81.535	1.623.040	500.979	4.798.867
8474322000	Mach for mixing mineral substances withbitumen,not electrically operated	43.500	208.189	36.760	306.829
8474391000	Other mixing/kneading machineselectrically operated	114.524	986.633	359.063	7.678.004
8474392000	Other mixing/kneading machines notelectrically operated	387	58.926	1.960	432.178
8474801000	Mach for agglomerating,shaping/mauldsolid mineral fuels,electric operat	61.607	1.184.177	279.431	10.830.602
8474802000	Mach for agglomerating,shaping/mauldsolid mineral fuels,not elect. operat	10.050	259.090	30.381	715.067
8474901000	Parts of mach for heading 8474.10 to8474.80 of electric operated machines	490.282	11.591.333	4.858.686	84.302.547
8474902000	Parts of mach for heading 8474.10 to8474.80 of not electric operat mach	39.479	955.041	476.732	7.677.501
8475101000	Mach for assembl electric/electronicclamps tubes/valves,electric operat	4.111	245.481	37.314	3.082.684
8475102000	Mach for assembl electric/electronicclamps tubes/valves,not elect. operated	36	9.575	3.705	126.305
8475210000	Machines for making optical fibresand preforms thereof	0	6.327	0	181.483
8475290000	Other machines for manufacturing/hot working glass/glassware	2.139	430.378	166.760	6.471.974
8475901000	Parts of machine for heading 8475.10to 8475.29 of electric operated machin	2.473	366.932	467.200	15.862.104
8475902000	Parts of machine for heading 8475.10to8475.29 of not elect. operated mach	99	21.366	23.459	172.603
8476290000	Other automatic beverage-vendingmachines	46.533	245.187	4.441.513	6.727.356
8476810000	Other automatic goods-vending mach,incorporating heating/refrigerating	0	4.080	0	27.882
8476890000	Other automatic goods-vendingmachines	228	127.723	6.605	2.395.137
8476901000	Parts of automatic goods-vend machincorpor heating/refriger,elect.operat	102.780	1.024.078	1.294.139	12.618.345
8476909000	Parts of automatic goods-vendingmach	88.870	691.761	1.061.593	10.947.855
8477101000	Injection-moulding machines formoulding rubber	1.055.518	6.347.829	3.899.850	40.998.575
8477103100	P.v.c. injection moulding machine	581.223	4.788.063	2.051.756	18.976.746
8477103900	Other injection-moulding machinesformoulding plastics	41.337	1.576.135	286.557	7.516.017
8477201000	Extruders for extruding rubber	66.235	352.407	715.855	2.718.617
8477202000	Extruders for extruding plastics	360.250	4.041.426	7.801.087	87.546.689
8477300000	Blow moulding machines	138.096	1.795.207	844.539	25.496.480
8477401000	Vacuum moulding & other thermo formingfor moulding/forming rubber	39.738	624.110	297.547	4.944.534
8477402000	Vacuum moulding & other thermo formingfor moulding/forming plastics	195.342	1.545.628	8.588.953	25.986.187
8477510000	Mach for mould/retread pneumt tyres,for moulding/othwise forming inner tub	89.980	1.750.276	196.365	14.912.489
8477591000	Other machine for moulding/otherwise-forming for rubber	102.417	723.931	330.834	4.665.890
8477592000	Other machine for moulding/otherwise-forming for plastics	0	138.094	0	338.424
8477801000	Other machinery for rubber,electrically operated	860.928	4.610.377	5.352.661	38.306.406
8477802000	Other mach for rubber,not electricallyoperated	185.525	1.802.887	1.657.400	22.711.294
8477803100	Lamination presses for the manufactrof PCB/PWBs	15.171	477.960	106.134	2.056.778
8477803900	Other machinery for plastics,electrically operated	30.161	264.760	829.386	2.939.564
8477804000	Other machinery for plastics, notelectrically operated	47.844	327.464	204.245	3.242.818
8477901000	Parts of electrically operatd mach forworking rubber/products from rubber	231.893	1.415.602	1.559.612	18.802.632
8477902000	Part of nonelectric opratd mach forworking rubb/fr the manuf product rubb	88.874	918.500	1.444.152	17.656.534
8477903200	Pars of lamination presses fr themanuf of PCB/PWBs	809	5.996	11.610	139.058
8477903900	Oth parts not in 8477.90.31-32	1.182	123.878	192.573	2.632.128
8477904000	Part of non elect.mach fr workig plast/manuf of prodct frm plastic material	24.957	625.032	437.756	5.499.067
8478101000	Machinery for preparing/making uptobacco, electrically operated	284.425	1.817.427	2.138.909	64.633.151
8478102000	Machinery for preparing/making uptobacco, not electrically operated	4.600	10.727	150.000	322.971
8478901000	Part of cigar/cigarette electricallyoperated mach	24.598	489.065	1.028.841	18.389.865
8478902000	Part of cigar/cigarette,nonelectrically operated mach	564	9.468	6.148	277.367
8479101000	Machinery fr public works,building/thelike electrically operated	142.077	1.404.241	871.702	8.172.161
8479102000	Machinery fr public works,building/thelike not electrically operated	86.277	152.420	1.068.332	2.033.076
8479201100	Machinery for making palm oilelectrically operated	901.786	13.219.433	10.328.831	55.974.016
8479201900	Machinery for preparing palm oilelectrically operated	14.320	3.267.417	327.390	11.831.329
8479202100	Machinery for making palm oil notelectrically operated	124.263	616.423	754.227	2.704.424
8479202900	Machinery forpreparing palm oil notelectrically operated	52.563	885.263	168.381	6.206.508
8479301000	Presses for the manufacture ofparticle board electrically operated	111.863	583.135	242.456	1.516.209
8479302000	Presses for the manufacture ofparticle board not electrically operatd	46.379	71.061	51.829	200.312
8479401000	Rope/cable making mach,electrically operated	39.193	455.686	638.262	4.029.980
8479402000	Rope/cable making mach, notelectrically operated	0	15.742	0	156.926
8479500000	Industrial robots, not elsewherespecified/included	43.625	205.339	691.042	6.246.431
8479600000	Evaporative air coolers	155.296	867.403	1.152.685	6.308.931
8479811000	Oth mach&mechanical appliance fortreating metal,electrically operated	110.698	1.923.131	537.528	38.660.340
8479812000	Oth mach&mechanical appliance fortreating mtl,nonelectrically operated	275.096	437.211	918.233	2.528.692
8479821000	Mixing,kneading,crush,grind,screen, &otherwise machine,electrically operated	553.477	4.999.588	14.133.965	55.380.122
8479822000	Mixing,kneading,crush,grind,screen, &otherwise machine,not elect operated	14.582	209.317	216.706	2.782.599
8479892000	Chemical vapour deposition app forflat panel display production	56.604	384.116	1.714.091	12.343.902
8479893000	Oth apparatus, electrically operated	134.695	2.130.673	2.382.955	39.503.407
8479894000	Oth apparatus,nonelectrically operated	55.089	1.487.441	1.285.518	24.382.931
8479902000	Part of goods of subheading8479.89.20	1.817	163.469	195.414	4.065.936
8479903000	Part of oth electrically operatedmachines	848.817	5.894.845	6.544.715	42.054.989
8479904000	Part of nonelectrically operatedmachines	107.648	522.662	998.772	9.733.473

I.3. IMPOR MENURUT KOMODITI / IMPORT BY HS COMMODITY
*****DESEMBER / DECEMBER 2009 *****

H S	Uraian Komoditi Commodity Description	Berat Bersih / Net Weight (Kg)		Nilai / Value C.I.F (US\$)	
		Bulan ini Current Month	Kumulatif Cum.Jan. to date	Bulan ini Current Month	Kumulatif Cum.Jan. to date
8480100000	Moulding boxes for metal foundry	43.623	412.162	893.174	3.775.309
8480200000	Mould bases	264.445	1.743.149	1.920.869	12.630.969
8480301000	Moulding patterns, of copper	2.853	14.614	11.333	229.589
8480309000	Moulding patterns, of other material	215.313	2.097.930	1.468.000	19.078.013
8480410000	Moulds for metal/metal carbides injection/compression types	15.510	249.761	211.373	3.720.164
8480490000	Moulds for metal/metal carbides not injection/compression types	204.048	1.297.253	2.649.451	17.681.069
8480500000	Moulds for glass	17.211	169.893	393.248	4.254.888
8480600000	Moulds for mineral materials	312.911	2.025.240	2.985.228	14.005.889
8480710000	Moulds for rubber,plastics, injection/compression type	268.745	4.191.094	3.815.870	68.136.677
8480790000	Mould for rubber,plastics, not injection, compression type	125.959	917.684	1.100.875	15.602.855
8481101100	Pres-reduce valve,iron/steel,manual operate sluice, 5 cm<=int dia <40cm	42.970	375.520	420.235	6.011.533
8481101900	Pres-reduce valve,iron/steel,automatic operate sluice,5 cm<=int dia <40cm	179.658	2.158.982	1.987.395	20.185.292
8481102000	Pressure-reducing valves of copper/copper alloys	41.480	308.579	443.271	3.289.036
8481109000	Pressure-reducing valves not of iron/steel,not of oth metal,not of plastics	154.484	3.042.604	1.314.282	31.426.288
8481201000	Valve for pneumatic tran,manual operatesluice, 5 cm<=internal diameter<40cm	9.344	122.123	110.592	1.563.053
8481209000	Valves not of iron/steel, not of oth metal,not of plastics	90.645	991.883	1.385.263	18.772.595
8481301000	Cast iron valve of swing check-valvetype,40 <=inlets internal diamtr<600 mm	29.054	623.820	256.150	8.302.151
8481302000	Check (nonreturn) valve,copper/copperalloy, internal diameter < 25 mm	6.755	57.038	26.748	409.761
8481309000	Other check (nonreturn) valve	351.751	4.091.409	3.557.553	40.187.624
8481401000	Safety/relief valves of iron/steel	18.888	836.960	331.540	6.186.878
8481409000	Oth safety/relief valves	226.986	3.516.762	4.407.613	46.312.020
8481801100	Valves fr inner tube of copper/copperalloys	239.724	1.720.311	1.976.251	13.387.464
8481801200	Valves for inner tubes of oth materials	7.369	212.471	61.577	3.621.518
8481801300	Valves for tubeless tyres of copper/copper alloys	2.598	32.839	21.140	233.155
8481801400	Valves for tubeless tyres of oth materials	73.855	429.721	116.749	1.986.797
8481802100	Lpg cylinder valves having inlet & outlet internal diameters<=2.5cm	420	1.756.229	3.900	9.958.603
8481802200	Lpg cylinder valves having inlet & outlet internal diameters>2.5cm	12	28.073	14	129.013
8481803000	Cocks/valves,whether/not fitted with piezo electric igniters for gas stove	92.780	1.473.750	571.516	8.038.571
8481804100	Soda water bottle valve;gas operat,of plastic, 1 cm < intern dia <= 2,5cm	0	4.960	0	18.693
8481804900	Oth soda water bottle valves;gas operate beer dispensing units	31.092	747.769	823.957	4.922.809
8481805100	Mixing tapes and valves,of plastic,1 cm < internal diameter <= 2,5cm	33.836	256.597	44.254	358.468
8481805900	Others mixing tapes and valves	94.929	1.153.972	192.498	2.330.339
8481806100	Water pipeline valve,manual operatesluice,5cm<inlet/outlet int diamtr>=40cm	55.487	508.703	54.157	670.508
8481806200	Cast iron gate valve,inlet diamtr>=4cm & cast iron butterfly valve,inlet dia>=8cm	104.639	515.890	591.419	4.090.788
8481806300	Cast iron gate valve,inlet diamtr<4cm & cast iron butterfly valve,inlet dia <8cm	485.751	2.447.399	4.296.562	21.325.616
8481806400	Hog nipple waterer,of plastics,1 cm <=internal diameter < 2,5 cm	2.650	4.469	3.004	6.167
8481806500	Other hog nipple waterers	3.537	27.384	67.864	173.335
8481806600	Nipple joint valves,of plastics, 1 cm<=internal diameter < 2,5 cm	0	979	0	2.050
8481806700	Other nipple joint valves	13.655	236.317	204.994	1.499.416
8481807100	Ball valves,of plastics, 1 cm <=internal diameter < 2,5 cm	37.816	529.619	113.607	12.684.603
8481807200	Other ball valves	290.392	4.305.394	2.469.307	60.836.338
8481807300	Gate valve,manual operate,of iron/steel,5cm<=inlet/outlet internal diamtr<40cm	235.680	2.621.929	1.761.017	12.266.478
8481807400	Gate valve,manual operate,of iron/steel,inlet/outlet internal diamtr < 40cm	18.591	552.143	82.436	4.809.973
8481807500	Manifold valves of plastics, 1 cm <=internal diameter < 2,5 cm	0	11.701	0	67.308
8481807600	Other manifold valves	75.641	1.687.179	735.720	12.417.883
8481808100	Pneumatic control valve,of plastics,1 cm <=internal diameter < 2,5 cm	755	9.518	79.028	2.013.066
8481808200	Other pneumatic controlled valve	16.213	160.912	2.430.732	8.254.659
8481808300	Oth valve of plastic,inlet diamtr>=1cm,outlet diamtr <= 2,5 cm	90	12.388	4.362	83.106
8481808400	Oth valve of plastic,inlet diamtr>=1cm,outlet diamtr > 2,5 cm	0	1.755	0	121.935
8481808500	Oth valve of plastic,with other size of inlet/outlet diameter	81.627	706.993	303.050	7.311.154
8481808600	Other valve of stainless steel/nickle,manual operate,weighting < 3 kg	97.430	892.193	635.852	5.410.390
8481809100	Ball valves	255.373	1.021.005	1.329.250	5.835.931
8481809900	Other valves and similar appliances for pipes	779.481	8.644.341	26.027.547	186.938.300
8481901000	Parts of housing for sluice/gate valves	5.990	137.309	96.288	2.172.566
8481902100	Bodies, for water taps	2.025	80.859	15.183	285.083
8481902300	Others bodies for taps, cocks, valves,and similar appliances	32.066	201.892	192.406	1.263.499
8481902900	Others parts for taps, cocks, valves, & similar appliance of int. dimtr <= 25mm	89.575	839.693	969.267	11.273.323
8481903000	Valve bodies/stems of inner tube/tubeless tyres valves	59.187	540.172	884.991	6.317.445
8481904000	Valve cores of inner tube valves/tubeless tyres valves	46.632	143.101	256.534	1.072.483
8481909000	Others parts for taps, cocks, valves,and similar appliances	224.487	2.681.620	3.538.609	37.822.658
8482100000	Ball bearings	1.260.447	12.131.644	13.239.135	119.872.494
8482200000	Tapered roller bearings,including cone & tapered roller assemblies	122.391	1.800.475	1.657.515	20.568.948
8482300000	Spherical roller bearings	139.272	1.752.537	831.420	9.034.370
8482400000	Needle roller bearings	34.285	415.431	985.555	9.611.572
8482500000	Oth cylindrical roller bearings	132.505	1.526.444	1.274.649	16.745.208
8482800000	Oth,including combined ball/roller bearings	590.757	7.896.920	5.478.469	55.407.784
8482910000	Balls, needles and rollers	107.207	1.080.185	656.530	8.279.089
8482990000	Other parts of ball and roller bearings	444.706	4.148.333	3.468.258	26.478.410
8483101000	Transmission shafts for earth moving machinery	49.407	610.950	837.023	7.982.723
8483102100	Transmission shafts for engines of vehicle head 87.01 exc 8701.10/8701.90	47.756	282.292	296.159	2.229.450
8483102200	Transmission shafts for engines of vehicles of subhead 8701.10/8701.90	175.439	215.015	92.823	690.139
8483102300	Transmission shafts for engines of vehicles of heading 87.11	187.384	2.325.358	2.753.642	38.388.163

I.3. IMPOR MENURUT KOMODITI / IMPORT BY HS COMMODITY
*****DESEMBER / DECEMBER 2009 *****

H S	Uraian Komoditi Commodity Description	Berat Bersih / Net Weight (Kg)		Nilai / Value C.I.F (US\$)	
		Bulan ini Current Month	Kumulatif Cum.Jan. to date	Bulan ini Current Month	Kumulatif Cum.Jan. to date
8483102400	Transmission shafts for engines ofoth vehicles of chapter 87	1.425.757	15.332.732	13.608.517	115.573.797
8483103100	Transmission shafts for marine propul-sion engines of an output<=22.38 kw	929	10.314	1.664	43.919
8483103900	Transmission shafts for marine propul-sion engines of an output>22.38 kw	58.502	946.837	664.810	13.951.817
8483109000	Oth transmission shafts	1.145.493	6.740.951	9.533.002	80.348.172
8483201000	Bearing housing incorporating forearth moving machinery	42.897	375.931	217.399	1.752.880
8483209000	Bearing housing incorporating not forearth moving machinery&motor vehicle	336.671	1.727.086	832.866	6.565.812
8483301000	Bearing housing not incorporating forearth moving machinery	76.062	446.742	736.495	4.798.953
8483309000	Bearing housing not incorporat not forearth moving machinery&motor vehicle	441.021	3.316.641	2.603.629	20.715.363
8483401100	Gear&gearing for engines of vehiclesof head 87.01exc subhead 8701.10/90	9.103	321.475	119.198	3.571.351
8483401300	Gear&gearing for engines of vehiclesof heading 87.11	184.103	2.122.309	2.556.547	32.491.651
8483401400	Gear&gearing for engines of othvehicles of chapter 87	541.428	4.603.775	7.220.582	56.758.227
8483402100	Gear&gearing for marine propulsiionengines of an output<=22.38 kw	771	225.271	12.351	2.880.169
8483402900	Gear&gearing for marine propulsiionengines of an output>22.38 kw	228.271	3.166.833	2.115.515	26.983.869
8483403000	Gear&gearing for the engines of earthmoving machinery	182.164	1.142.642	2.148.629	18.205.994
8483409000	Gears and gearing for oth engines	542.440	7.299.781	6.438.816	70.298.925
8483500000	Flywheels&pulleys,including pulleyblocks	237.307	4.647.157	2.730.963	32.410.567
8483600000	Clutches&shaft couplings(includinguniversal joint)	465.890	5.269.284	5.130.149	59.049.492
8483901100	Parts of 8783.10 for pedestrian controlltractors of subheading 8701.10	9.426	421.039	67.026	3.829.488
8483901300	Parts of 8783.10 for oth tractors ofheading 87.01	19.646	84.952	570.400	2.162.417
8483901400	Parts of 8783.10 for goods of heading87.11	43.173	589.897	415.970	9.398.451
8483901500	Parts of 8783.10 for oth goods ofchapter 87	61.706	594.940	888.355	9.649.197
8483901900	Parts of 8783.10 for oth	62.718	471.018	464.473	3.877.946
8483909100	Oth toothed wheels for pedestriancontrolled tractors of subhead8701.10	2	1.053	71	19.739
8483909300	Oth toothed wheels for oth tractors ofheading 87.01	9	870	213	20.766
8483909400	Oth toothed wheels for goods ofheading 87.11	89.599	964.059	983.915	10.401.298
8483909500	Oth toothed wheels for oth goods ofchapter 87	76.666	930.200	1.107.977	11.872.169
8483909900	Oth toothed wheels for others	105.682	1.555.836	1.280.624	11.132.045
8484100000	Gaskets&similar joint metal sheetingcomb with oth material/2 more lays	291.830	3.020.362	4.489.739	47.574.799
8484200000	Mechanical seal	53.978	460.483	1.029.362	10.350.314
8484900000	Sets/assortments of gaskets&similarjoints	189.620	1.817.839	3.323.268	35.413.417
8486101000	Apparatus for rapid heating ofsemiconductor wafers	2	231	351	22.445
8486102000	Spin dryers for semiconductor waferprocessing	0	3.064	0	253.355
8486103000	Machines for produc semiconductor waferby removal of material,laser/photon bea	130	258	406	38.956
8486104000	Mach., app for sawing monocrystal semi-cond. boules into slice, wafer into chip	0	5.123	0	486.862
8486105000	Grinding, polishing, lapping machines forproces. of semiconductor wafers	0	102.992	0	814.407
8486106000	Apparatus for growing/pullingmonocrystal semiconductor boules	1.595	5.590	8.313	54.418
8486109000	Oth machines&apparatus for the manufact of boules/wafers	1.543	49.102	11.789	1.032.578
8486201100	Chemical vapour deposition app. forsemiconductor production	0	16.834	0	55.743
8486201200	Epitaxial deposition mach., spinners forcoating photograph emulsi on semiconduc	25	36.865	2.520	474.250
8486201300	Physical deposition app. by sputteringon semicond wafer, for semicond product	0	112	0	2.566
8486201900	Other film formation equipment	29	1.857	2.829	47.258
8486202100	Ion implanters for doping semiconductormaterials	0	31	0	1.495
8486202900	Other doping equipment	0	76	0	121.542
8486203100	Deflash mach, spraying appliance foretching,stripping,cleaning semicon wafer	0	4.489	0	115.929
8486203200	Equipment for dry-etching patterns onsemiconductor materials	0	2	0	18
8486203300	App for wet etching, developing,stripping,cleaning semiconductor wafers	1.364	4.479	11.888	36.409
8486203900	Other etching and stripping equipment	21	3.728	3.429	165.519
8486204900	Other lithography equipment	0	48.965	0	398.479
8486205100	Dicing machines for scribing/scoringsemiconductor wafers	0	9.070	0	39.107
8486205900	Other equipment for developing exposedwafers	0	550	0	16.758
8486209100	Lasercutters for cut contact. tracks insemiconductor production by laser beam	952	6.568	6.970	161.150
8486209200	Mach. for bend, fold and straighteningsemiconductor leads	0	9.618	0	205.677
8486209300	Resistance heated furnaces, ovens forthe manufact of semicon device/on wafer	0	2.798	0	58.457
8486209400	Inductance/dielectric furnace, oven forthe manufact of semicon device/on wafer	0	71	0	7.915
8486209900	Other mach. & apprts for the mnfact ofsemicon. devices/of elect integ. circuit	80	18.126	1.198	155.745
8486301000	App. for dry etch pattern on flat paneldisplay substrates	0	3.273	0	36.933
8486303000	Chemical vapour deposition app.to prodspinners for coat,physic depo.flat panel	0	7	0	58.842
8486309000	Othetr mach. and app. for the manufact of flat panel displays	10.873	13.252	17.035	162.146
8486401000	Focused ion beam milling mach to prodce,repair mask,reticle for pattern s-device	2.522	8.175	188.132	563.902
8486402000	Die attach app, auto-tape/wire bonders,auto-mach.trans/handle/storage,wafer box	8.206	67.874	492.419	4.437.513
8486403000	Moulds for manufact. of semiconductordevices	56	11.632	21.237	123.435
8486404000	Optical stereoscopic microscopes withequip. design to handle of s-wafer/rtcle	1.039	1.368	33.286	47.837
8486405000	Photomicrographic microscope with equipdesign to handle of s-wafer/recticle	0	84	0	9.401
8486406000	Electron beam microscopes with equipdesign to handle of s-wafer/recticle	0	1	0	102
8486407000	Pattern generating app for produce mask/rtcle from photoresist coated substrate	0	273	0	34.365
8486409000	Other machines and apparatus specifiedin note 9(c) to this chapter	1	2.155	75	146.204
8486901100	Parts and accessories of app for rapidheating of semicondicator wafer	66	8.926	4.511	491.612
8486901200	Parts & accessories of spin dryers forsemiconductor wafer prosesing	4	335	2.473	28.749
8486901300	Parts&accessories of mach. for prod.semicon wafers by removal/laser/photon bea	538	14.275	8.050	240.239
8486901400	Tool holders&self-open diehead, of machfor sawing s-boul to slice/wafer to chip	122	474	7.656	85.417
8486901500	Oth parts, access.of mach. for sawingm-crystal s-boule to slice/wafer to chip	279	15.022	1.565	461.421
8486901600	Parts & access.of grind, polish, lapmach for processing of semicon. wafers	1.110	9.691	15.881	162.017

I.3. IMPOR MENURUT KOMODITI / IMPORT BY HS COMMODITY
*****DESEMBER / DECEMBER 2009 *****

H S	Uraian Komoditi Commodity Description	Berat Bersih / Net Weight (Kg)		Nilai / Value C.I.F (US\$)	
		Bulan ini Current Month	Kumulatif Cum.Jan. to date	Bulan ini Current Month	Kumulatif Cum.Jan. to date
8486901900	Oth parts, access.of mach. and app.for the manufact. of boules/wafers	625	8.925	2.480	230.256
8486902200	Parts & access. of epitaxial depo. mach,spinner for coat photo. emuls on s-wafer	0	7.429	0	17.742
8486902300	Parts & access. of ion implanter fordoping of app for physical depo, sputter	0	574	0	11.505
8486902400	Tool holder/self-open diehead; of sprayfor etch,strip s-wafer,dry-etch pattern	13	17	503	887
8486902500	Oth parts & access. of spray for etch,strip,clea,dev s-wafer,dry-etch pattern	378	1.028.265	15.025	1.903.022
8486902600	Tool holder/self-open diehead,of dicingmach laser cutters,fold,strightn s-lead	1.602	4.232	130.306	317.144
8486902700	Other part and accessories of dicingmach laser cutters,fold,strightn s-lead	1.698	3.980	23.323	166.409
8486902800	Part & access of resist heated, induct,dielectric furnaces/oven mnfact s-wafer	0	12.654	0	173.257
8486902900	Oth part & acces of mach & app.for mnfctof s-devices/of elect. integ-circuits	18	1.327	401	148.655
8486903100	Part & access of app for dry etchingpattern of flat panel display substrates	0	2	0	201
8486903200	Tool holder/self-open dieheads,of app.wet etch patterns on flat panel display	0	445	0	1.348
8486903300	Oth. part&access of app for wet etchingdevelope, strip/clean flat panel display	0	7.451	0	212.034
8486903400	Part & access of chemical vapour deposition for flat panel display production	0	115.200	0	231.500
8486903500	Part & access of spinners for coat.photoemuls/app.phys depo on flatpanel display	0	30	0	360
8486903900	Oth part & access of mach and apparatusfor the manufact. of flat panel displays	0	7.781	0	91.792
8486904100	Part & acces of focused ion beam millingmach to produce, repair mask, reticle	0	46.203	0	194.268
8486904200	Part&acces of die attach app, auto-tape/wire bonder, encapsul equip for assembl	1.837	18.200	95.208	517.472
8486904300	Part&acces of auto-mach transport, handlstorage of s-conductors, wafer casse/bc	14	2.483	193	72.549
8486904400	Part&acc of optic stereoscop microscopewith equip to hndle/tran of s-wafer/rtcl	0	666	0	48.187
8486904900	Part and acces of other mach & appspecified in note 9(c) to this chapter	2.017	47.027	64.690	803.709
8487100000	Ships/boats propellers and blades	194.992	2.510.590	3.809.391	24.839.578
8487900010	Oil seal rings	146.063	1.397.958	1.461.442	14.723.706
8487900090	Oth mach. parts, not cont. electric con-necter,insulator,coil, oth elec.features	252.039	1.828.751	1.733.344	18.761.868
8501101100	Stepper dc motors of an output =<37.5w	9.098	445.574	154.199	9.523.888
8501101200	Spindle dc motors of an output =<37.5w	7.981	169.113	395.821	7.244.440
8501101900	Others dc motors of an output =<37.5w	269.595	2.470.149	2.783.150	22.864.735
8501109100	Stepper universal (AC/DC) motors ofan output =<37.5w	122	25.435	4.804	829.917
8501109200	Spindle universal (AC/DC) motors ofan output =<37.5w	1.622	66.000	81.117	2.495.953
8501109900	Others universal (AC/DC) motors ofan output =<37.5w	233.049	2.362.061	1.899.989	17.182.713
8501201100	Universal (AC/DC) motors ofan output >746 w and < 1 kw	127	56.381	5.789	414.209
8501201900	Universal (AC/DC) motors ofan output >37.5 w and <= 746 w	441.327	3.240.794	821.234	7.401.593
8501202000	Universal (AC/DC) motors ofan output>1 kw	30.690	310.639	403.447	2.115.576
8501311000	Dc motors an output =< 750 w	207.826	2.879.051	1.982.089	25.021.439
8501312000	Dc generators an output =< 750 w	32.988	1.243.686	296.552	14.939.337
8501320000	Dc motors/dc generator an output > 750wand <= 75 kw	41.982	1.437.430	272.862	3.926.169
8501330000	Dc motors/dc generator an output >75 kwand <= 375 kw	40.997	645.656	615.467	3.407.704
8501340000	Dc motors/dc generator an output > 375kw	17.837	451.565	160.588	6.218.450
8501401000	Oth AC motors, single-phase of anoutput <=1kw	422.381	3.861.959	920.699	8.312.286
8501402000	Oth AC motors, single-phase of anoutput >1kw	131.970	1.472.820	246.851	3.945.097
8501510000	Oth AC motors, multi-phase of anoutput <=750 w	343.234	3.052.390	1.371.704	11.684.267
8501521000	Oth AC motors, multi-phase of an output> 750w and <=1kw	40.646	551.065	291.866	3.035.984
8501522000	Oth AC motors, multi-phase of an output> 1 kw and <= 37.5 kw	315.356	5.034.098	1.030.228	13.294.235
8501523000	Oth AC motors, multi-phase of an output> 37.5 kw and <= 750 kw	200.097	1.587.731	855.883	6.887.842
8501530000	Oth AC motors,multi-phase of anoutput >75kw	115.447	1.702.504	918.582	20.013.650
8501611000	AC generator of an output <=12.5 kva	350.604	2.700.767	610.893	4.862.128
8501612000	AC generator of an output > 12.5 kva &<=75kva	308.675	2.128.695	1.823.719	9.822.713
8501621000	AC generator of an output > 75 kva &<= 150 kva	83.160	451.392	796.729	2.137.744
8501629000	AC generator of an output > 150 kva &<= 375 kva	27.082	227.220	87.595	519.843
8501630000	AC generator of an output > 375 kva &<=750kva	5.041	766.893	22.763	19.761.993
8501640000	AC generator of an output > 750 kva	48.806	2.346.302	345.867	51.513.861
8502110000	Generat sets with compression ignitioninter combus piston output <=75 kva	1.246.304	8.452.438	3.678.217	28.400.950
8502121000	Generating sets with spark-ignit interncombust pist output >75kva &<=125kva	134.687	2.197.181	955.389	4.544.747
8502129000	Generating sets with spark-ignit interncombust pist output >125kva &<=375kva	420.429	2.783.572	1.280.567	11.323.434
8502131000	Generating sets with spark-ignit interncombust pist output > 12500 kva	353.525	4.047.288	3.024.056	64.810.542
8502139000	Generating sets with spark-ignit interncombust pist output >375kva &<=12500 kva	1.244.037	6.897.105	18.526.447	90.389.657
8502201000	Generating sets with spark-ignit interncombust piston output <=75 kva	2.750.828	10.820.061	4.945.275	17.601.407
8502202000	Generating sets with spark-ignit interncombust piston output >75kva &<=100kva	190.219	2.492.731	271.495	3.172.644
8502203000	Generat sets with spark-ignition intrncombust piston outp>100kva &<=10000kva	237.328	1.803.142	5.804.081	41.157.943
8502204100	Generating sets with spark-ignit interncombust piston output >12500 kva	0	63.015	0	999.373
8502204900	Generating sets with spark-ignit interncombust piston output>10000kva &<=12500kv	561.422	3.019.689	845.190	5.767.175
8502311000	Oth generating sets wind-poweredof an output <=10,000 kva	0	6.113	0	53.356
8502319000	Oth generating sets wind-poweredof an output >10,000 kva	0	230	0	3.370
8502391000	Oth generating sets not wind-poweredof an output <=10 kva	10.392	477.709	17.868	1.115.915
8502392000	Oth generating sets not wind-poweredof an 10 kva& output<=10,000 kva	48.890	314.060	545.067	4.131.543
8502393900	Oth generating sets not wind-powered ofan output > 10,000 kva &<=12,500 kva	448.182	1.165.678	1.507.842	11.363.325
8502400000	Electric rotary converters	22.227	186.890	99.862	1.014.158
8503001100	Stators for ceiling fans for generatorsof an output <= 10000 kw	62.120	723.242	1.071.852	13.569.813
8503001200	Parts of motors for generators ofan output <=1.5 kw &>75kw	9.048	91.587	58.110	650.722
8503001300	Parts of motors for generators ofan output >1.5 kw &<=75kw	7.801	151.220	43.426	846.038
8503009000	Parts of motors for generators ofan output >75 kw &<= 10000 kw	1.156.910	10.089.906	15.559.122	121.384.192
8504100000	Ballasts, for discharge lamps/tubes	375.031	3.157.318	1.432.327	14.805.238
8504211000	Step-voltage regulators;instrumenttransformer with a power handl cap<=5kva	12.403	171.551	104.472	1.364.838

I.3. IMPOR MENURUT KOMODITI / IMPORT BY HS COMMODITY
*****DESEMBER / DECEMBER 2009 *****

H S	Uraian Komoditi Commodity Description	Berat Bersih / Net Weight (Kg)		Nilai / Value C.I.F (US\$)	
		Bulan ini Current Month	Kumulatif Cum.Jan. to date	Bulan ini Current Month	Kumulatif Cum.Jan. to date
8504219100	Liquid dielect transformer with handlingcap>5kva & <=10kva, side voltage>=66 kv	3.402	352.851	78.490	4.819.375
8504219900	Liquid dielect transformer with handlingcap>5kva & <=10kva, side voltage <66 kv	74.300	520.589	1.311.311	10.606.743
8504221100	Step-voltage regulator, side voltage>=66kv & handling cap>650kva & <=10000kva	3.516	13.445	80.763	145.824
8504221900	Step-voltage regulator of a high sidevoltage of <66,000 volts	78	105.592	1.461	812.214
8504229100	Liquid dielect transformer, side voltage>=66 kv, handl cap >650 kva & <=10000kv	10	404	247	31.231
8504229900	Liquid dielect transformer, side voltage< 66 kv, handl cap >650 kva & <=10000kva	45.169	267.698	311.214	2.392.716
8504231000	Liquid dielectric transformers, powerhandl cap > 10000kva & <= 15000kva	3	69.729	1.886	843.427
8504232100	Liquid dielectric transformers, powerhandl cap > 15000kva & <= 20000kva	9	274.244	448	4.486.234
8504232900	Liquid dielectric transformers, powerhandl cap > 20000kva	186.470	2.876.547	3.045.320	34.302.778
8504311000	Instrum. potential transformer, powerhandling capacity <= 1 kva	9.343	150.140	132.776	2.355.196
8504312000	Instrum. current tranformer with powerhandling capacity <= 1 kva	190.969	969.114	1.382.011	11.390.385
8504313000	Flyback transformer, power handlingcapacity < 1 kva	41.315	595.378	268.730	3.918.180
8504314000	Intermediate frequency transformer,power handling capacity <= 1 kva	38.813	130.721	578.204	2.948.032
8504315000	Step up/down transformer,slide regulatorhandling capacity <= 1 kva	286.494	2.155.908	1.396.384	9.780.197
8504319000	Oth transformer having power handlingcapacity <= 1kva	182.802	2.304.255	1.724.758	29.123.144
8504321100	Matching transformers, power handlingcapacity > 1 kva and <= 5 kva	1.900	69.673	19.388	735.093
8504321900	Oth instrument transformator, powerhandling capacity > 1 kva and <= 5 kva	1.079	52.049	8.799	456.513
8504322000	Instrment used with toys,scale modelsor similar recreational models	0	9.593	0	44.383
8504323000	Oth transformer, high frequency, powerhandling capacity > 1 kva and <= 5 kva	16	7.254	2.336	77.345
8504324100	Matching transformers, power handlingcapacity > 5 kva and <= 10 kva	0	1.488	0	21.468
8504324900	Oth instrument transformator, powercapacity > 5 kva and <= 10 kva	0	3.341	0	85.161
8504325100	Matching transformers, power handlingcapacity > 10 kva and <= 16 kva	0	12.791	0	177.312
8504325900	Oth instrument transformator, powercapacity > 10 kva and <= 16 kva	21.109	124.372	134.526	1.068.879
8504331100	Matching transform.side voltage >= 66kv& power cap. > 16 kva and <= 500 kva	0	6.221	0	362.584
8504331900	Oth instrum transform.side voltage>=66kv& power cap. > 16 kva and <= 500 kva	338	49.788	7.729	883.897
8504339100	Matching transform. side voltage < 66kv& power cap. > 16 kva and <= 500 kva	208	3.952	4.562	72.369
8504339900	Oth instrum transform. side voltage<66kv& power cap. > 16 kva and <= 500 kva	19.276	311.991	254.410	4.263.846
8504341100	Matching transform.side voltage >=66kv & power cap >10000 kva & <=15000 kva	0	16.413	0	80.860
8504341200	Oth instrum transform.side voltage>=66kvpower cap >10000 kva & <=15000 kva	476	69.388	32.549	598.231
8504341300	Matching transform.side voltage < 66kv & power cap >10000 kva & <=15000 kva	1.609	2.289	31.344	53.406
8504341400	Oth instrum transform. side voltage<66kvpower cap >10000 kva & <=15000 kva	25.000	112.731	151.386	1.400.042
8504342100	Matching transform. having a powerhandling capacity >15000 kva	0	9.255	0	81.365
8504342900	Oth instrument transform. with powerhandling capacity >15000 kva	4.890	1.400.291	38.612	8.421.655
8504401100	Uninterrupted power supplies (ups)	536.210	5.510.187	4.268.103	44.056.791
8504401900	Other static converter for automaticdata processing machines	80.217	1.028.213	1.496.808	47.665.972
8504402000	Battery chargers having a rating>100 kva	61.233	462.839	397.800	3.537.187
8504403000	Other rectifiers	42.676	439.361	1.307.154	14.109.936
8504404000	Inverters	61.337	440.294	1.004.568	12.424.824
8504409000	Other static converter	477.822	4.342.626	2.646.722	29.310.126
8504501000	Inductors for power supply for automaticdata process mach&unit thrf,telecom app	278.257	821.720	2.461.652	28.188.767
8504502000	Chip type fixed inductors	34.995	211.330	1.314.905	7.896.766
8504509100	Other inductors, with power handlingcapacity > 2500 kva and <= 10000 kva	3.746	85.988	193.266	5.436.192
8504509200	Other inductors having a power handlingcapacity > 10000 kva	802	34.549	26.093	835.284
8504901000	Parts of goods of subheading 8504.10	10.174	36.086	75.363	474.613
8504902000	Parts of printed circuit assmb good sub8504.40.11,8504.40.19,8504.50.11	2.713	35.227	148.348	1.470.960
8504903100	Radiator panel,flat tube radiator assembfor distrib&power transformer <=10000kva	10.382	230.912	94.463	5.893.362
8504903900	Oth part of electrical transformers ofa capacity <= 10,000 kva	266.155	2.251.346	3.180.249	21.978.576
8504904100	Radiator panel,flat tube radiator assembfor distrib&power transformer >10000 kva	14.327	86.511	32.903	248.995
8504904900	Oth part of electrical transformers ofa capacity > 10,000 kva	42.721	213.834	51.413	3.470.942
8504905000	Other, for inductors of capacity<= 2500 kva	11	29.696	325	211.165
8504906000	Other, for inductors of capacity> 2500 kva	751	2.474	55.318	222.339
8504909000	Parts of goods of heading 8504 oth thansubheading 8504.10.	303.779	2.354.118	2.007.148	15.828.158
8505110000	Permanent magnet of metal	84.258	955.194	1.040.061	8.572.703
8505190000	Permanent magnet not of metal	365.767	3.900.333	5.625.492	49.461.005
8505200000	Electro magnetic couplings, clutchesand brakes	53.028	528.910	881.240	5.396.363
8505901000	Electro magnetic/permanent magnetchucks,clamps&similar holdg devices	13.312	259.464	102.346	4.745.466
8505902000	Parts of goods of subheading 8505.20	1.136	137.172	108.910	1.929.384
8505909000	Oth non-permanent magnet	206.289	1.314.355	1.357.326	12.985.480
8506101000	Manganese dioxide having external volume<=300 cm of primary cell/batteries	94.357	606.779	620.361	4.313.935
8506109000	Manganese dioxide having external volume> 300 cm of primary cell/batteries	67.470	960.952	662.389	6.266.305
8506300000	Mercuric oxide of primary cell/batteries	0	2.187	0	89.639
8506400000	Silver oxide of primary cell/batteries	293	2.030	3.474	11.068
8506500000	Lithium of primary cell/batteries	85.267	611.848	4.102.388	17.541.561
8506600000	Air-zinc of primary cell/batteries	319	3.155	8.932	34.498
8506801000	Zinc carbon, having an external volume<=300 cm of primary cell/batteries	12.650	103.813	47.845	525.599
8506802000	Zinc carbon, having an external volume> 300 cm of primary cell/batteries	1.126	22.360	6.989	129.576
8506809000	Other primary cell/batteries	421.892	3.758.747	1.255.836	47.255.686
8506900000	Parts of primary cells/batteries	77.466	1.688.849	809.890	27.407.826
8507101000	Lead-acid, for starting piston engineof a kind used for aircraft	127	105.228	3.360	438.348
8507109000	Lead-acid, for starting piston engineof a kind used not for aircraft	406.315	4.295.521	1.676.477	13.096.016
8507201000	Oth lead-acid accumulator of a kindused for aircraft	24	6.726	2.670	53.500
8507209000	Oth lead-acid accumulator of a kindused not for aircraft	541.369	9.265.107	1.775.357	33.335.722

I.3. IMPOR MENURUT KOMODITI / IMPORT BY HS COMMODITY
*****DESEMBER / DECEMBER 2009 *****

H S	Uraian Komoditi Commodity Description	Berat Bersih / Net Weight (Kg)		Nilai / Value C.I.F (US\$)	
		Bulan ini Current Month	Kumulatif Cum.Jan. to date	Bulan ini Current Month	Kumulatif Cum.Jan. to date
8507300000	Nickel-cadmium of electric accumulatorsincluding separator therefor	21.107	324.407	210.837	10.137.333
8507400000	Nickel-iron of electric accumulatorsincluding separator therefor	0	816	0	10.046
8507801100	Lithium ion accumulators of a kind usedfor laptop (incl. notebook, subnotebook)	509	19.976	23.379	316.066
8507801900	Other lithium ion accumulators	34.396	148.880	517.059	5.935.520
8507802000	Oth accumulator of a kind used foraircraft	240	367	47.732	55.089
8507809000	Other accumulator	248.369	2.289.027	6.790.766	34.901.090
8507901100	Plate of goods of subheading 85.07.908507.10	45	302	3.478	47.378
8507901200	Plate of a kind used for aircraft	0	10.137	0	38.012
8507901900	Plates for other accumulators	119.790	219.803	264.075	641.520
8507909100	Other parts of a kind used for aircraft	7	2.389	140	26.588
8507909200	Battery separators in sheets, rolls/cutto size of materials oth than PVC	88.856	562.417	407.027	2.804.066
8507909300	Part of goods of subheading 8507.10.90	43.146	255.507	197.136	1.297.945
8507909900	Part of good of heading 8507.10 oth than subheading 8504.10.90	69.431	487.627	1.391.165	11.681.071
8508110000	Vacuum cleaner with self-contained electa power < 1,500 w & a dust bag < 20 l	36.704	454.697	322.975	3.382.267
8508190000	Oth vacuum cleaners with self-containedelectric	1.686	273.102	21.650	1.437.614
8508600000	Other vacuum cleaners	63.937	324.794	325.682	2.142.904
8508700010	Part of vacuum cleaner for domestic use	2.256	51.728	37.491	620.264
8508700090	Part of vacuum cleaner other thandomestic use	441	741.049	6.618	2.529.057
8509400000	Food grinder&mixer,fruit/vegetable juiceextract with self-contained elect motor	361.937	2.986.677	1.687.926	13.765.077
8509801000	Floor polishers with self-containedelectric motor	3.094	114.082	16.619	468.956
8509809000	Oth electro-mechanic domestic applianceswith self-contained electric motor	11.806	312.299	88.928	2.561.244
8509901000	Part of goods of subheading 8509.80.10	117	6.757	3.362	36.733
8509902000	Part of goods of subheading 8509.40.10or 8509.80.90	233.073	2.970.060	520.551	4.191.407
8510100000	Shavers, with self-contained electricmotor	4.250	116.758	49.604	740.319
8510200000	Hair clippers, with self-containedelectric motor	1.080	37.122	1.616	211.775
8510300000	Hair-removing appliances,with self-contained electric motor	0	930	0	13.123
8510900000	Parts of shavers, with self-containedelectric motor	18.172	122.584	147.127	2.402.041
8511101000	Sparking plugs suitable for aircraftengines	8	9.025	462	474.152
8511109000	Other sparking plugs	146.290	1.261.622	619.570	8.936.875
8511200000	Ignition magnetos, magneto-dynamos,magnetic flywheels	51.635	642.077	483.132	4.763.474
8511302000	Unassembled distributors/ignition coilexcluding those for aircraft engines	14.727	116.736	211.463	2.148.454
8511309000	Other distributors; ignition coils	177.762	1.975.826	2.441.290	28.051.877
8511401000	Starter motors & dual purpose starter-generators for aircraft engines	8.393	22.552	198.507	2.630.601
8511402000	Other unassembled starter motors	8.186	132.757	142.411	1.343.571
8511403000	Starter motors for vehicles of heading87.01 to 87.05	127.369	1.843.503	1.492.631	15.174.292
8511409000	Other starter motor	239.311	2.115.894	4.623.795	36.545.994
8511501000	Other generator suitable for aircraftengines	365	1.988	8.875	118.655
8511502000	Other unassembled alternators	267	6.391	5.308	90.616
8511503000	Oth alternators for vehicles of heading87.01 to 87.05	306.483	2.770.001	3.255.502	26.177.705
8511509000	Other generators	152.008	1.775.643	1.076.909	12.533.860
8511800000	Other equipment of electrical ignitionor internal combustion engines	30.931	353.968	234.178	3.287.047
8511900010	Parts of goods for aircraft engines	1	9.239	65	706.757
8511900091	Contact points	13.392	149.244	181.233	2.695.840
8511900099	Other parts of electrical ignition/internal combustion engines	488.676	4.023.141	5.865.040	52.969.011
8512100000	Lighting/visual signalling equipmentof a kind used on bicycles	36.644	382.474	104.976	814.298
8512201000	Lighting/visual signalling equipmentfor motor cars, assembled	413.385	5.040.274	7.210.089	61.521.994
8512202000	Unassembled lighting/visual signallingequipment	29.732	89.315	108.709	540.550
8512209000	Other lighting/visual signallingequipment	55.254	1.086.652	692.546	7.861.832
8512301000	Horns and serenes, assembled	89.351	618.318	376.505	2.560.200
8512302000	Unassembled sound signalling equipment	1.066	12.982	3.024	72.766
8512309000	Other sound signalling equipment :	83.793	431.471	1.018.677	3.609.733
8512400000	Windscreen wiper, defroster & demisters	39.589	558.140	505.615	5.600.403
8512901000	Parts of goods of subheading 8512.10	2.376	82.899	23.387	715.635
8512902000	Parts of goods of subheading 8512.208512.30,/8512.40	180.579	1.948.535	2.267.426	23.703.823
8513101000	Miners helmet lamps	3.596	16.471	60.425	609.293
8513102000	Quarrymens lamps	5.214	48.891	7.144	86.487
8513109000	Other portable electric lamps	554.638	3.301.527	1.635.909	11.479.333
8513903000	Parts of reflectors for flashlights;plastic switch	87.469	262.262	65.727	414.605
8513909000	Oth part of portable elect lamp designedto fuct by their own source of energy	166.882	1.332.136	240.939	3.547.856
8514100000	Resistance heated furnaces and ovens	305.662	660.665	619.472	7.093.186
8514202000	Oth furnace/oven function by inductionmanufact. of PCB/printed wiring board	1.454	102.890	6.089	26.919
8514209000	Oth furnaces/oven function by inductionor dielectric loss	386.112	684.110	2.467.206	4.846.554
8514302000	Oth elect furnace/oven for the manufactof PCB/printed wiring board	4.337	13.466	138.235	227.343
8514309000	Other furnaces and ovens	103.657	710.207	1.069.861	6.690.829
8514400000	Oth equipment for the heat treatment ofmaterials by induction/dielectric loss	77.368	187.567	242.791	2.435.487
8514902000	Part of industrial/laboratory electricfurnaces/oven for manufact.of PCB/PWB	2.430	96.891	144.949	1.336.634
8514909000	Other parts of furnaces and ovens	30.534	1.850.569	334.701	6.928.425
8515110000	Soldering irons and guns	28.214	439.063	266.234	3.269.894
8515191000	Mach and app for soldering componenton PCB/printed wiring boards	2.308	68.421	98.302	812.710
8515199000	Other brazing/soldering machines andapparatus	18.250	215.998	209.439	2.595.900
8515210000	Mach and app for resistance welding ofmetal fully/partly automatic	26.058	204.599	175.799	1.939.832
8515290000	Mach and app for resistance welding ofmetal non-automatic	85.804	903.018	462.890	4.133.668

I.3. IMPOR MENURUT KOMODITI / IMPORT BY HS COMMODITY
*****DESEMBER / DECEMBER 2009 *****

H S	Uraian Komoditi Commodity Description	Berat Bersih / Net Weight (Kg)		Nilai / Value C.I.F (US\$)	
		Bulan ini Current Month	Kumulatif Cum.Jan. to date	Bulan ini Current Month	Kumulatif Cum.Jan. to date
8515310000	Mach and app for arc welding of metalfully/partly automatic	68.058	747.041	783.096	11.400.449
8515391000	AC arc welders, transformer type non-automatic	55.030	434.912	504.208	3.133.340
8515399000	Mach and app for arc welding of metalnon-automatic	132.010	1.507.276	1.018.392	10.985.982
8515801000	Electric mach & app for hot spraying of metals/sintered metal	0	5.110	0	165.710
8515809000	Electric mach & app not for hot spraying of metals/sintered metal	43.022	521.981	291.859	4.380.003
8515901000	Parts of AC arc welder, transformer type	3.096	94.695	132.077	1.990.686
8515902000	Parts of mach & app for soldering component on PCB/printed wiring boards	4.875	55.742	66.565	733.351
8515909000	Other parts in heading 8515	99.648	1.727.568	889.223	18.609.052
8516101000	Electric instantaneous/storage water heaters	201.192	1.406.546	1.072.856	7.710.624
8516103000	Electric immersion water heaters	1.522	24.339	1.626	122.865
8516210000	Storage heating radiators	1	20.797	357	79.061
8516290000	Oth electric space heating app/electric soil heating apparatus	3.119	70.899	31.776	1.091.581
8516310000	Hair dryers	24.397	155.055	136.389	1.002.955
8516320000	Other hair-dressing apparatus	41.641	355.165	190.218	1.324.009
8516330000	Hand-drying apparatus	3.651	32.553	71.324	262.168
8516401000	Electric smoothing irons of kind design to use steam from the indust boilers	13.349	55.203	34.039	160.850
8516409000	Other electric smoothing irons	171.320	730.856	671.753	3.004.641
8516500000	Microwave ovens	49.798	515.102	247.886	2.539.849
8516601000	Rice cookers	847.169	14.832.592	3.452.871	54.933.877
8516609000	Cooking plates,boiling rings,grillers &roasters	69.878	945.004	378.877	3.833.304
8516710000	Coffee/tea makers	6.300	96.159	65.779	809.410
8516720000	Toasters	17.295	247.272	88.403	1.073.989
8516791000	Kettles	12.834	116.104	94.140	529.470
8516799000	Other electro-thermic appliances	205.660	1.274.011	741.862	5.686.391
8516801000	Elect heating resistor for type-founding/type-setting mach; for indust. furnaces	410	177.126	16.893	2.056.729
8516802000	Sealed hotplates for domestic appliances	97	35.631	956	339.037
8516803000	Other electric heating resistors for domestic appliances	1.719	100.596	60.722	373.994
8516809000	Other electric heating resistors not for domestic appliances	44.279	249.870	988.545	4.833.185
8516902000	Parts of goods of sub 8516.33,816.50,8516.60, 8516.71/8516.79.10	383.174	3.955.335	775.232	8.480.555
8516903000	Parts of goods of sub 8516.10	87.244	859.207	219.667	2.123.480
8516909000	Other parts of goods of sub 8516	1.505.833	12.856.334	5.571.400	59.977.877
8517110000	Line telephone sets with cordless handsets	10.902	35.468	436.448	1.286.757
8517120000	Telephones for cellular networks/for other wireless networks	1.343.815	9.872.465	225.904.489	1.747.719.917
8517180000	Other telephone sets	49.485	660.373	622.260	11.209.650
8517610010	Set top boxes which have a communication functions of base station	2.483	107.644	90.864	4.143.134
8517610020	Base station for radio-broadcasting	0	742	0	15.992
8517610090	Other base stations	94.097	1.571.554	6.216.928	176.191.257
8517621000	Radio transmitters/receivers for simult.interpretaion at multilingual conference	60	4.861	48.594	1.178.243
8517622100	Control & adaptor units, incl. gateways,bridges and routers	10.954	379.193	891.706	41.333.612
8517622900	Oth unit of automatic data process mach other than those of heading 84.71	1.972	43.285	130.538	4.066.818
8517623000	Telephonic/telegraphic switching app	11.849	100.883	3.573.035	7.884.817
8517624100	Modems including cable modems and modem cards	22.826	472.551	3.221.036	25.775.367
8517624200	Concentrators/multiplexers	18.740	416.769	3.692.379	28.657.251
8517624910	Set top boxes which have a communi-funcof app for carrier-current line system	0	96	0	12.799
8517624990	Oth app for carrier-current line system or for digital line systems	20.333	52.023	868.061	2.160.525
8517625100	Wireless lans	45.364	126.227	760.624	3.216.447
8517625200	Transmission/reception app for simultaneinterpretaion at multilingual conference	0	810	0	261.854
8517625300	Other transmission apparatus for radio-telephony/radio-telegraphy	45.180	953.711	13.688.196	194.439.440
8517625900	Transmission/reception app. for simultaneinterpretaion at multilingual conference	332	666.830	76.442	10.285.108
8517626100	Transmission apparatus for radio-telephony/radio-telegraphy	0	2.539	0	228.329
8517626910	Data compression tools	103	1.473	4.152	242.524
8517629000	Oth mach for the reception, conversion &transmis/regenerate of voice,images,dat	278.814	2.287.493	16.052.823	144.057.830
8517691000	Portable receiver for call, alert/page &paging alert devices, including pagers	34	154	3.196	6.951
8517692000	Oth app. for transmission/recept voices for radio-telephony/radio-telegraphy	0	5.265	0	207.363
8517699000	Oth app. for transmission/recept voices	14.662	274.589	1.375.587	21.309.270
8517701000	Parts of control and adaptor units incl.gateways, bridges, routers	9.304	134.570	1.587.647	12.884.200
8517702100	Parts of cellular telephones	1.805	96.733	67.374	3.437.123
8517702900	Oth parts of transmission app, oth than radio-broadcasting/television trans app	53.028	973.093	2.047.082	103.501.184
8517703100	Other printed circuit boards, assembled for line telephony/line telegraphy	358	22.197	96.896	2.029.070
8517703200	Other printed circuit boards, assembled for radio-telephony/radio-telegraphy	1.387	12.743	163.982	1.273.527
8517703900	Other printed circuit boards, assembled for other	2.914	718.469	433.112	27.601.788
8517704000	Antennae of a kind used with apparatus for radio-telephony/radio-telegraphy	120.161	1.288.593	4.179.353	47.042.865
8517709100	Oth parts for line telephony or line telegraphy	25.682	189.525	1.732.726	14.555.829
8517709200	Other parts for radio-telephony or radio-telegraphy	0	23.276	0	5.479.628
8517709900	Other parts in subheading 85.17.70	368.081	5.972.541	41.623.856	452.558.639
8518101100	Microphones having a frequency range of 300 hz to 3.4 khz	23.854	156.656	94.527	970.855
8518101900	Oth microphones, whether/not with their stands	22.041	266.155	88.037	1.277.608
8518109000	Other microphones	23.675	405.754	508.186	5.710.432
8518210000	Single loudspeakers, mounted in their enclosures	233.653	5.582.257	1.006.650	19.269.500
8518220000	Multiple loudspeaker, mounted in the same enclosures	108.446	945.598	565.151	4.588.923
8518291000	Box assembly speakers	16.556	125.546	80.624	612.189
8518292000	Loudspeakers, without housing, having a freq 300 hz to 3.4 khz	27.774	149.719	75.168	368.398

I.3. IMPOR MENURUT KOMODITI / IMPORT BY HS COMMODITY
*****DESEMBER / DECEMBER 2009 *****

H S	Uraian Komoditi Commodity Description	Berat Bersih / Net Weight (Kg)		Nilai / Value C.I.F (US\$)	
		Bulan ini Current Month	Kumulatif Cum.Jan. to date	Bulan ini Current Month	Kumulatif Cum.Jan. to date
8518299000	Other loudspeakers	594.215	6.089.487	2.669.262	33.804.532
8518301000	Headphones	23.754	384.122	253.986	2.321.790
8518302000	Earphones	47.467	643.335	280.890	3.282.832
8518303100	Handsets for telephonic apparatus	2.480	20.852	18.082	212.355
8518303900	Other headphones and earphones,combined microphone/speaker sets	14.161	118.078	49.357	605.339
8518304000	Line telephone handsets	35	1.943	1.596	34.263
8518309000	Sets consisting of a microphone and one or more loudspeakers	10.741	205.627	237.586	2.922.805
8518401000	Audio-frequency electric amplifiers, having 6/more inputs signal lines	467	23.906	3.172	198.947
8518402000	Audio-frequency electric amplifier used as repeaters in line telephony	0	701	0	190.837
8518403000	Audio-frequency electric amplifier used as repeater in telephony not line tlpny	0	1.221	0	93.514
8518409000	Other amplifier listrik audio-frekuensi	76.076	550.027	327.326	2.668.763
8518500000	Other electric sound amplifier sets	22.864	581.156	177.056	2.549.078
8518901000	Parts of subhead 8518.10.11,8518.29.208518.30.40, 8518.40.20,inc print circuit	549.318	4.284.623	2.358.490	21.307.117
8518902000	Parts of goods of subheadings 8518.40.10	27.754	34.256	228.412	408.613
8518909000	Parts of goods of subheadings 8518.50.108518.50.20	715.190	6.933.171	6.184.406	52.531.282
8519200000	App operated by coins, banknotes, bankcard, token/by other mean of payment	67	830	1.171	13.560
8519300000	Turntables (record-decks)	10	2.282	50	33.470
8519500000	Telephone answering machines	0	58.997	0	710.755
8519811000	Pocket size cassette recorders, the dimensions of which < 170 x 100 x 45 mm3	24	1.127	1.299	17.387
8519812000	Cassette recorders, with amplifiers/loud-speakers, operate with ext. source-power	59	9.618	9.016	159.982
8519813000	Compact disc players	1.175	365.729	39.176	216.476
8519814000	Transcribing machines	733	733	31.636	31.636
8519816000	Magnetic tape recorder incorp soundreproducing app, digital audio type	9.461	163.836	128.710	1.893.166
8519817000	Other sound reproducing app, cassette type	1.202	32.292	3.200	81.482
8519819000	Other apparatus using magnetic, optical or semi-conductor	20.576	208.071	309.599	3.663.087
8519891100	Cinematographic sound reproducers for film of a width of less than 16 mm	0	4	0	90
8519891200	Cinematographic sound reproducers for film of a width of 16 mm/more	0	5	0	123
8519892000	Record-players with/without loudspeakers	0	230	0	76.665
8519899000	Other apparatus not using magnetic, optical/semiconductor	21.535	188.947	209.031	1.494.613
8521100000	Magnetic tape-type of video recording/reproducing apparatus with video tuner	156	1.766	5.260	110.584
8521901100	Laser disc player for used in cinematography, television/broadcasting	278	1.384	5.750	61.767
8521901900	Other laser disc players	37.349	432.994	181.970	1.904.105
8521909100	Oth video recording for used in cinematography, television/broadcasting	5.454	286.884	57.495	1.498.755
8521909900	Oth video recording/reproducing app, whether/not incorp. a video tuner.	105.259	1.562.825	747.929	30.242.039
8522100010	Pick-up cartridges for special used in cinematography, television/broadcasting	2.885	443.416	240.642	2.189.867
8522100090	Other pick-up cartridges	17.841	403.595	90.347	1.283.829
8522901000	PCB assemblies for TV, broadcasting cinematograph sound recorder/reproducer	51.590	334.729	424.293	2.374.628
8522902000	Printed circuit boards assemblies for telephone answering machines	15.174	66.072	1.482.235	9.443.575
8522904000	Audio/video tape decks and compact disc mechanisms	28.811	220.191	495.137	3.055.923
8522905000	Audio/video reproduction heads, magnetic type, magnetic erasing heads and rods	4.692	47.084	86.367	873.565
8522909100	Oth parts, accessories of cinematograph sound recorders/reproducers	986	107.264	107.627	6.555.620
8522909200	Other parts of telephone answering machines	0	2.761	0	123.813
8522909300	Other parts and accessories for goods of subheading 8519.81/heading 85.21	20.075	565.639	1.260.555	27.803.370
8522909900	Other parts and accessories for goods of subheading 85.19 other than 85.19.81	241.008	2.875.677	2.947.325	88.136.347
8523211000	Cards incorporating a magnetic stripe unrecorded	8.423	24.299	222.263	981.754
8523212000	Cards incorporating a magnetic stripe recorded	1.122	9.373	233.730	796.405
8523291100	Magnetic tapes, of a width < 4mm for computer tapes, unrecorded	95	11.717	8.475	243.531
8523291200	Magnetic tapes, of a width < 4mm for video tapes, recorded	150	2.118	769	9.020
8523291910	Other magnetic tapes, of a width < 4mm unrecorded	3.294	73.553	23.965	422.982
8523291990	Other magnetic tapes, of a width < 4mm recorded	13	773	399	23.592
8523292100	Magnetic tapes, of a width >= 4mm, and < 6.5 mm for computer tapes, unrecorded	19.761	192.426	94.424	707.878
8523292200	Magnetic tapes, of a width >= 4mm, and < 6.5 mm for computer tapes, recorded	564	63.649	1.650	151.482
8523292910	Other magnetic tapes, of a width >= 4mm, and < 6.5 mm, unrecorded	78.989	433.589	391.135	2.280.931
8523292990	Other magnetic tapes, of a width >= 4mm, and < 6.5 mm, recorded	3	31	752	17.519
8523293100	Magnetic tapes, of a width >= 6.5 mm for computer tape, in pancake/jumbo, unrecor	137	6.959	9.658	349.601
8523293200	Magnetic tapes, of a width >= 6.5 mm for other computer tapes, unrecorded	0	1.166	0	28.374
8523293300	Magnetic tapes, of a width >= 6.5 mm for oth, in pancake/in jumbo form, unrecordec	0	491	0	18.715
8523293910	Oth magnetic tapes, of a width >= 6.5 mm, unrecorded	44.646	875.467	148.732	3.388.671
8523293990	Oth magnetic tapes, of a width >= 6.5 mm, recorded	0	1.248	0	8.265
8523294100	Magnetic discs for reproducing phenomena other than sound/image	0	643	0	900.757
8523294200	Magnetic discs for reproducing represent of instruction, data, sound, image	9.335	28.131	101.074	1.964.499
8523294300	Other magnetic discs, unrecorded	0	254.737	0	1.372.951
8523294400	Other magnetic discs, recorded	55	1.415	383	59.184
8523299100	Magnetic media for computer use, unrecorded	10.883	328.614	48.752	819.132
8523299300	Magnetic media for reproducing represent of instruction, data, sound, image	24.890	185.012	1.612.338	5.403.409
8523299900	Other magnetic discs	257	186.285	61.015	2.023.216
8523401100	Discs for laser reading systems for computer use, unrecorded	96.380	605.525	814.517	4.017.430
8523401200	Discs for laser reading systems for reproducing phenomena not sound/image	680	49.531	36.014	313.326
8523401300	Discs for laser reading systems for reproducing sound only	0	629	0	14.760
8523401400	Discs for laser reading system for represent of instruct, data, sound, image	2.188	37.944	17.486.071	37.812.788
8523401900	Other discs for laser reading systems	6.012	41.693	131.591	1.025.904
8523409100	Optical media for computer use, unrecorded	4	16.198	27.794	110.062

I.3. IMPOR MENURUT KOMODITI / IMPORT BY HS COMMODITY
*****DESEMBER / DECEMBER 2009 *****

H S	Uraian Komoditi Commodity Description	Berat Bersih / Net Weight (Kg)		Nilai / Value C.I.F (US\$)	
		Bulan ini Current Month	Kumulatif Cum.Jan. to date	Bulan ini Current Month	Kumulatif Cum.Jan. to date
8523409200	Optical media for reproducing phenomena not sound/image	0	28	0	185
8523409300	Optical media for laser reading systems of a kind for reproducing sound only	0	1	0	12.662
8523409400	Optical media for reproducing, represent of instruction, data, sound, image	15	10.750	515.396	11.620.821
8523409910	Other optical media, unrecorded	12.559	28.113	567.071	1.298.539
8523409990	Other optical media, recorded	12.763	44.518	40.371	4.167.328
8523511000	Solid-state non-volatile storage devices suitable for computer use, unrecorded	139	1.233	35.081	284.111
8523512000	Solid-state non-volatile storage devices for reproduce phenomena not sound/image	0	2.387	0	676.514
8523513000	Solid-state non-volatile storage devices represent. of instruct, data, sound, images	2	2.025	14.316	743.345
8523519010	Solid-state non-volatile storage devices unrecorded	319	25.043	262.587	663.200
8523519090	Solid-state non-volatile storage devices recorded	46	1.399	548	230.128
8523520000	Smart cards	60.109	1.061.658	3.115.849	76.234.650
8523591000	Proximity cards and tags	1.131	11.109	26.426	269.417
8523592000	Other semiconductor media, suitable for computer use, unrecorded	1.751	17.087	12.469	322.251
8523593000	Other semiconductor media, suitable for reproducing, phenomena not sound/image	4	3.463	21	14.999
8523594000	Other semiconductor media, suitable for reproduction, represent of instruct, data, sound, image	285	5.991	238.210	728.244
8523599010	Other semiconductor media, unrecorded	71	5.431	855	10.773
8523599090	Other semiconductor media, recorded	2	7.079	137	140.982
8523801000	Other disc, tapes, solid-state non-volatile storage for computer use, unrecorded	616	6.383	761.053	2.909.775
8523802000	Other disc, tapes, solid-state non-volatile storage for reproduction, phenomena not sound/image	43	44	49.234	49.634
8523803000	Other disc, tapes, solid-state non-volatile storage for reproduction, represent of instruct, data, sound	148.866	1.335.188	896.154	6.629.346
8523804000	Gramophone records	0	88	0	244
8523809010	Other discs, tapes, solid-state non-volatile storage unrecorded	0	505	0	54.985
8523809090	Other discs, tapes, solid-state non-volatile storage recorded	899	29.852	25.716	517.220
8525500010	Transmission apparatus for radio-broadcasting	0	1.861	0	178.150
8525500020	Transmission apparatus for television	0	154.133	0	7.983.831
8525500090	Other transmission apparatus for other	931	25.123	23.485	2.880.779
8525600000	Transmission apparatus incorporating reception apparatus	26	11.184	42.429	1.721.089
8525801000	Web cameras	8.546	142.574	64.571	2.118.120
8525802011	Digital still image video cameras	505	78.418	20.595	2.480.842
8525802019	Other digital camera	96.819	905.332	2.012.598	32.338.639
8525802020	Video camera recorders	28.544	230.411	1.603.486	6.448.831
8525809000	Television camera	48.756	376.595	471.733	10.620.923
8526101000	Radar apparatus, ground base, of a kind for incorporation in civil aircraft/seagoing vessel	1.226	103.235	97.422	5.147.874
8526109000	Other radar apparatus	5.667	162.573	1.819.590	12.797.878
8526911000	Radio navigational aid apparatus, for incorporation in civil aircraft/seagoing vessel	1.542	39.229	62.651	1.564.939
8526919000	Other radio navigational aid apparatus	50.688	1.349.347	2.505.652	12.290.497
8526920000	Radio remote control apparatus	35.906	450.580	493.549	6.322.661
8527120000	Pocket-size radio cassette-players	0	17.447	0	70.616
8527131000	Other apparatus combined with sound, recording or reproducing apparatus, portable	2.992	183.022	37.810	897.669
8527139000	Other apparatus combined with sound, recording or reproducing apparatus, not portable	50	50.869	11.464	57.177.240
8527191100	Reception apparatus capable of plan, management, monitoring electromagnetic spectrum portable	0	522	0	12.990
8527191900	Reception apparatus capable of plan, management, monitoring electromagnetic spectrum not portable	285	89.361	1.840	587.832
8527199100	Other radio-broadcast receiver can operate without external source of power, portable	5.647	23.148	10.013	40.666
8527199900	Other radio-broadcast receiver can operate without external source of power, not portable	328	40.857	3.136	398.330
8527210000	Radio-broadcast receiver, use external source power combined with sound record app	26.627	220.260	653.573	7.768.698
8527290000	Radio-broadcast receivers, not capable of operate without external source of power	31.764	294.367	2.605.156	21.895.612
8527911000	Other reception apparatus for radio-broadcast, combined with sound record app. portable	0	2.406	0	36.673
8527919000	Other reception apparatus for radio-broadcast, combined with sound record app. not portable	72.636	389.128	794.583	4.266.484
8527921000	Other reception apparatus for radio-broadcast, not combined with sound record app. portable	295	15.393	3.729	214.497
8527929000	Other reception apparatus for radio-broadcast, not combined with sound record app not portable	0	78.005	0	832.338
8527991000	Other reception apparatus for radio-broadcast, portable	0	70.833	0	162.169
8527999000	Other reception apparatus for radio-broadcast, not portable	2.720	55.334	32.064	170.833
8528411000	Colors cathode-ray tube monitor for use in auto data processing system, hd 84.71	807.936	16.130.311	1.020.611	10.085.371
8528412000	Black/white cathode-ray tube monitor for use in auto data processing system, hd 84.71	123.886	210.320	28.197	260.869
8528491000	Other color cathode-ray tube monitor used in auto data processing system head. 84.71	7.772	58.680	685.895	4.818.051
8528492000	Other black/white/monochrome color cathode-ray tube monitor in auto data processing system, hd 84.71	1	9.744	724	162.276
8528511000	Projection type flat panel display unit for auto data processing system hd 84.71	161.870	1.040.080	4.758.425	25.954.191
8528512000	Other color monitor use in an auto data processing system head. 84.71	1.276.240	5.609.902	33.522.372	98.020.841
8528513000	Other black/white/monochrome monitor used in automatic data processing system hd 84.71	258	15.719	3.259	389.055
8528591000	Other color monitors use in an auto data	29.014	97.292	155.888	1.233.065
8528592000	Other black/white/monochrome monitors	0	7.181	0	106.546
8528611000	Flat panel display types used in auto-data processing system head. 84.71	10.295	19.660	501.171	973.374
8528619000	Other projector for used in an automatic data processing system head. 84.71	11.675	68.763	326.906	1.771.928
8528690000	Other projectors	14.039	67.705	59.079	1.372.139
8528711000	Reception apparatus for TV, not design to incorporate video display, with communication function	0	14.439	0	351.746
8528719000	Other reception apparatus for TV, not design to incorporate a video display	11.273	190.231	244.392	3.627.497
8528721000	Other color receivers, battery operated	2.308	7.931	8.563	35.869
8528729000	Other color receivers, not battery operated	242.183	3.210.493	5.540.658	70.925.185
8528731000	Other black/white receivers, mains operated/battery operated	0	124	0	4.657
8528739000	Other black/white receiver, not battery operated	0	30.401	0	120.835
8529102000	Parabolic aerial reflector dishes for direct broadcast, multi-media system & part	171.765	3.341.827	405.551	14.916.311
8529103000	Telescopic, rabbit & dipole antennae for television/radio receivers	66.249	618.781	266.791	1.999.612

I.3. IMPOR MENURUT KOMODITI / IMPORT BY HS COMMODITY
*****DESEMBER / DECEMBER 2009 *****

H S	Uraian Komoditi Commodity Description	Berat Bersih / Net Weight (Kg)		Nilai / Value C.I.F (US\$)	
		Bulan ini Current Month	Kumulatif Cum.Jan. to date	Bulan ini Current Month	Kumulatif Cum.Jan. to date
8529104000	Aerial filters and separators	25.526	114.270	214.722	1.198.885
8529106000	Feed horn (wave guide)	55.220	363.242	633.900	2.734.887
8529109200	Other aerial/reflector with transmittionapparatus for radio-broadcasting/tv	5.486	391.925	156.414	4.713.483
8529109900	Aerials&reflect.s of all kinds not forradio-telephony/radio-telegraphy	67.484	1.049.532	973.039	8.628.151
8529902000	Parts of decoders suitable for use withthe app of headings 85.25 to 85.28.	2.959	998.891	134.542	11.462.877
8529904000	Parts of digital cameras/video camerarecorders with app of hd 85.25 to 85.28	579.860	5.564.376	78.183.323	765.339.334
8529905100	Other PCB, assembled for goods of subheading 8525.50/8525.60	2.336	45.680	1.880	292.834
8529905200	Other PCB, assembled for goods of subhd8527.(13;19;21,29, 91 atau.99)	109.257	1.167.969	738.448	5.569.434
8529905300	Other PCB, assembled for flat paneldisplay of heading 85.28	8.686	117.898	261.912	3.171.874
8529905400	Other PCB, assembled for TV receiversof heading 85.28	62.578	940.838	190.829	3.857.430
8529905500	Other PCB, assembled for goods of heading 85.28	7.579	29.996	13.240	89.531
8529905900	Other PCB	265.931	3.507.525	2.928.651	32.674.281
8529909100	Parts of TV receivers suitable forwith the apparatus of hd 85.25 to 85.28	1.998.634	20.387.681	12.201.637	140.993.735
8529909400	Parts of flat panel display for usewith the apparatus of hd 85.25 to 85.28	48.070	293.433	253.201	1.686.808
8529909900	Other parts suitable for usewith the apparatus of hd 85.25 to 85.28	299.144	3.218.638	3.850.989	38.423.447
8530100000	Elect. signall, safety/traffic controlequip for railways/tramways	1.727	43.677	20.025	1.992.093
8530800000	Elect. signall, safety/traffic controlequip for road,inland waterway,park fasc	23.107	181.004	587.840	4.096.349
8530900000	Part of electrical signall, safety/traffic control equipment	5.695	60.065	165.251	1.126.195
8531101000	Burglar alarms	7.053	115.045	39.215	750.628
8531102000	Fire alarms	8.345	294.435	374.480	4.595.452
8531103000	Smoke alarms	1.817	61.941	65.639	595.975
8531109000	Other alarms and similar apparatus	284.110	814.049	1.564.808	10.009.086
8531200000	Indicator panel incorp liquid crystaldevices (lcd)/light emitting diode (led)	100.236	1.064.878	5.352.300	47.697.946
8531801100	Door bells, buzzers and dings	8.369	57.001	32.859	321.692
8531801900	Other electric bells	18.256	45.474	619.992	1.166.502
8531802000	Flat panel displays(including electroluminescence, plasma and other technolog	208.010	331.477	8.040.877	10.190.149
8531809010	Telegraphic apparatus for ships enginerooms	33	4.441	19.587	155.351
8531809090	Other electric sound/visual signallingapparatus	14.304	134.034	211.912	1.722.511
8531901000	Parts incl. printed circuit assembliesof subheading 8531.20/8531.80.20	3.184	26.636	36.159	1.753.569
8531902000	Parts of door bells/other door soundsignaling apparatus	5.676	19.619	222.667	531.595
8531909000	Other parts of electric sound/visualsignaling apparatus	11.430	164.263	331.622	5.670.383
8532100000	Fixed capacitor design for use in 50/60hz circuit, reactive power >0.5 kvar	178.363	1.295.909	6.078.118	53.646.209
8532210000	Tantalum fixed capacitors	16.800	121.372	629.892	6.417.463
8532220000	Aluminium electrolytic fixed capacitors	127.153	1.594.447	4.445.853	42.941.242
8532230000	Ceramic dielectric,single layer of fixedcapasitor	28.680	263.664	828.137	12.288.336
8532240000	Ceramic dielectric, multilayer	22.875	327.450	3.115.005	28.344.712
8532250000	Dielectric of paper/plastics of fixedcapasitor	26.831	354.785	362.471	4.740.246
8532290000	Other fixed capasitors	148.108	1.670.127	3.365.877	32.552.605
8532300000	Variable/adjustable(pre-set)capacitors	34.099	385.106	151.666	5.957.395
8532900000	Parts of other fixed capasitors	476.373	4.100.344	11.925.739	116.748.370
8533101000	Fixed carbon resistors, composition/filmtypes surface maunted	14.895	181.831	910.806	10.779.960
8533109000	Fixed carbon resistors, composition/filmtypes not surface maunted	47.191	587.082	2.009.001	25.882.523
8533210000	Oth fixed resistors for a power handlingcapacity <= 20w	59.981	355.309	3.371.542	17.232.076
8533290000	Oth fixed resistors for a power handlingcapacity > 20w	67.346	581.773	2.555.675	22.327.385
8533310000	Wirewound variable resistors, rheostats,for a power handling capacity <= 20w	6.324	36.405	26.437	264.794
8533390000	Wirewound variable resistors, rheostats,for a power handling capacity > 20w	8.010	86.443	201.515	2.362.081
8533400000	Other variable resistors, includingrheostats and potentiometers	27.224	331.749	892.245	13.399.063
8533900000	Parts of lectrical resistors	45.544	625.319	1.807.299	20.413.933
8534001000	Printed circuits, single-sided	68.718	906.275	2.718.310	22.954.967
8534002000	Printed circuits, double-sided	19.119	306.311	899.317	10.367.946
8534003000	Printed circuits, multi-layer	29.884	560.658	2.031.845	22.644.146
8534009000	Oth printed circuits	305.847	4.027.985	17.709.920	166.014.989
8535100000	Fuses for voltage >1000volts	16.863	124.476	456.414	1.808.023
8535211000	Automatic circuit breakers for a volt< 72.5 kv, moulded case type	4.315	37.274	127.158	1.015.022
8535219000	Automatic circuit breakers for a volt< 72.5 kv, other than moulded case type	95.863	711.289	2.266.286	17.083.470
8535290000	Automatic circuit breakers for a volt>= 72.5 kv, moulded case type	9.396	421.562	232.995	17.060.391
8535301000	Isolating switches, make-&-break switchsuitable for a volt > 1 kv & < 40 kv	1.190	53.464	44.215	629.736
8535302000	Isolating switches, make-&-break switchfor voltage >= 66 kv	3.319	86.842	39.563	942.880
8535309000	Isolating switches, make-&-break switchfor voltage >= 40 kv and < 66 kv	63.517	808.979	952.499	19.926.861
8535400000	Lightning arresters, voltage limitersand surge suppressors	42.905	557.679	459.239	7.108.290
8535901000	Bushing and tap changer assemblies forelectricity distrib/power transformers	172.517	571.184	1.436.780	10.009.385
8535909000	Oth elect app. for switch/protec. electcircuits,for make connect elect circuits	357.041	4.934.587	2.125.302	38.458.986
8536101000	Thermal fuses; glass type fuses forvoltage <= 1000volts	24.262	329.368	633.229	8.537.254
8536109000	Other fuses for voltage <= 1000 volts	257.351	1.551.979	1.158.509	11.243.311
8536201000	Automatic circuit breakers mouldedcase type for voltage <=1000volts	3.001	69.377	30.325	1.534.501
8536202000	Auto-circuit breaker for incorp intoelec-thermic for voltage <=1000volts	112	4.128	1.667	85.745
8536209000	Other automatic circuit breakersfor voltage <=1000volts	14.366	383.063	110.810	5.191.852
8536300000	Oth apparatus for protecting electricalcircuits	99.592	1.023.465	2.028.436	17.219.661
8536410000	Relay for a voltage <= 60 voltscircuits	55.638	735.956	1.203.310	15.600.871
8536490000	Relay for a voltage > 60 volts and<= 1000 volts	167.023	1.397.152	3.585.686	28.512.743
8536502000	Over current, residual current automaticswitches for voltage <= 1000 volts	11.261	132.178	157.785	2.138.206
8536503100	High inrush switch, commutator for stoveranges, microphone switch, domestic use	3.085	55.797	31.452	537.966

I.3. IMPOR MENURUT KOMODITI / IMPORT BY HS COMMODITY
*****DESEMBER / DECEMBER 2009 *****

H S	Uraian Komoditi Commodity Description	Berat Bersih / Net Weight (Kg)		Nilai / Value C.I.F (US\$)	
		Bulan ini Current Month	Kumulatif Cum.Jan. to date	Bulan ini Current Month	Kumulatif Cum.Jan. to date
8536503900	High inrush switch, commutator for stoverange,microphone switch,not domestic use	164.901	1.448.851	1.606.839	13.743.565
8536504000	Miniature switches for rice cooker/oventoasters	0	437	0	3.221
8536505000	Electronic ACswitch consist of opticalcouple input,output circuits,elect switc	13.385	114.225	505.809	3.974.644
8536506100	Make, break switches for domestic usewith rated current carry cap < 16 amps	4.339	18.526	31.953	122.958
8536506900	Make, break switch not for domestic usewith rated current carry cap < 16 amps	7.132	100.014	27.316	850.653
8536509100	Starters for elect motor,fuses,switch,fuse, suitable for use in electric fans	18.820	747.961	523.462	7.122.140
8536509910	Smoke switches	1.392	112.120	54.620	838.567
8536509990	Oth electronic ACswitches for voltage< 1000 v & acurrent <= 11 amps	275.841	4.380.100	5.495.440	51.556.969
8536611000	Lamp-holders of a kind for compact lampor halogen lamps	6.369	70.221	124.393	561.979
8536619000	Lamp-holders oth than compact lamps/halogen lamps	187.155	1.674.288	375.554	3.408.296
8536691100	Telephone plugs for domestic use, ratecurrent carrying capacity < 16 amps	11.765	247.279	238.104	3.294.018
8536691900	Telephone plugs not for domestic use,rate current carrying capacity < 16 amps	60.305	376.466	906.865	4.862.833
8536692100	Av sockets,cathode ray tube sockets for tv,radio receiv, cap<16amp,domestic use	0	19.797	0	52.690
8536692900	Av sockets,cathode ray tube sockets for tv,radio recv,cap<16amp,not domestic use	10.315	142.977	141.889	1.629.529
8536693100	Sockets,plug for co-axial cable,printedcircts, domest use, radio equip,<16amps	1.111	90.412	24.751	375.155
8536693900	Sockets,plug for co-axial cable,printedcircts,not domest use,radio equip,<16amp	35.744	545.703	759.496	18.402.909
8536699100	Other plug and sockets, domestic use,radio equip., acapacity < 16 amps	18.744	198.657	232.758	2.247.822
8536699900	Other plug & sockets, not domestic use,radio equip., acapacity < 16 amps	26.165	481.490	450.004	6.673.827
8536700000	Connectors for optical fibres, opticalfibres bundles/cables	18.403	339.803	588.122	4.921.942
8536901100	Connection, contact elements for wiresand cables; wafer probers	18.136	711.794	284.401	8.115.741
8536901900	Other connection, contact elements forwires and cables; wafer probers	190.437	2.752.959	4.869.139	63.538.231
8536902100	Junction boxes for domestic use,cap. <16 amps, for use elect fan/radio	58.497	418.608	538.184	7.685.291
8536902900	Junction boxes not for domestic use,cap. <16 amps, for use elect fan/radio	219.865	1.957.470	4.386.488	40.744.204
8536903100	Cable connectors consist of a jack plug,domestic use,<16amp, for elect fan/radio	60.984	319.351	648.429	5.749.557
8536903900	Cable connectors consist of a jack plug,not domestic,<16amp, for elect fan/radio	321.459	3.242.260	7.121.397	68.048.776
8536909100	Oth cable connect consist of jack plug,cap. <16 amps, for use elect fan/radio	47.834	398.876	1.337.182	6.400.013
8536909910	Connector & socket cable for ic,printedcircuit	97.046	1.265.948	2.490.563	28.737.261
8536909990	Other connector and socket cable	592.625	6.155.838	16.418.603	117.127.616
8537101000	Switchboards&control panels for voltage<= 1000 volt	79.136	605.224	2.835.523	13.003.862
8537102000	Distribution boards for use with goods of hd.84.71,85.17,85.25 < 1000 volt	12.742	207.423	234.533	3.689.915
8537103000	Programmable logic controllers for auto-mach for trans. for voltage <=1000volt	11.615	166.661	119.663	10.431.794
8537109000	Oth board for elect control for voltage<= 1000volt	3.348.424	7.069.362	29.658.368	91.480.289
8537201100	Switchboards incorp. elect instrum forbreak, connect/protect elect circt>66 kv	24.615	734.850	408.963	30.195.286
8537201900	Switchboards incorp. elect instrum forbreak,connect/protect e-circt<1000v&>66kv	59.233	890.294	464.969	6.104.881
8537202100	Control panel incorp. elect instrum forbreak,connect/protect e-circuit > 66 kv	4.241	249.985	87.158	3.160.088
8537202900	Other control panels for a voltage>1,000 volts	46.803	1.576.796	361.340	18.010.397
8537209000	Oth board for electric control fora voltage > 1000 volt	308.389	4.990.779	6.401.447	86.453.392
8538101100	Parts of programmable logic controllersfor auto mach for trans. for <=1000v	21.879	133.520	103.541	1.181.646
8538101200	Board,panel,console,desk,cabinets ofuse in radio equipment, voltage <= 1000v	59	1.939	2.947	367.454
8538101900	Oth board,panel,console,desk,cabinets ofused in radio equipment, voltage<=1000	25.906	472.982	525.220	5.751.568
8538102100	Parts of programmable logic control forauto-mach for trans. for voltage >1000 v	376	19.765	11.687	1.040.550
8538102200	Board,panel,console,desk,cabinets ofa used in radio equip, voltage>1000 v	0	18	0	4.194
8538102900	Board,panel,console,desk,cabinets ofused in radio equip, voltage>1000 v	43.355	771.548	551.908	15.765.381
8538901100	Oth board,panel,console,desk,cabinetsconnect for wires, wafer prober<=1000 v	48.491	721.854	934.967	10.581.724
8538901200	Parts of goods of subhd 8536.50.50,8536.69.30,8536.90.10 for voltage<=1000v	23.901	304.081	580.730	3.875.273
8538901300	Parts of goods of subheading8537.10.20 for voltage <=1000 volt	744	4.890	52.091	312.718
8538901900	Other parts of boards,panels consoles,for voltage <=1000 volt	30.573	449.013	947.567	7.379.275
8538902100	Parts/printed circuit ass. of telephoneplug connec for wires,wafer prober>1000v	1.776	79.281	14.468	859.139
8538902900	Other parts of boards,panels consoles,for voltage > 1000 volt	381.715	3.827.122	10.917.423	113.645.124
8539101000	Sealed beam lamp units for motorvehicles of chapter 87	48.757	600.232	242.792	3.096.150
8539109000	Other sealed beam lamp units	24.318	348.335	114.585	818.379
8539212000	Tungsten halogen for used in medicalequipment	179	15.497	516	6.825.100
8539213000	Tungsten halogen for used for vehicles	32.302	412.984	506.647	4.817.784
8539214000	Other reflector lamp bulbs of tungstenhalogen	2.289	24.028	20.909	142.062
8539219000	Oth tungsten halogen	19.771	298.597	227.994	2.930.016
8539222000	Other filament lamps, infra red, power<200 & voltage>100v in medical equip	18	329	204	8.397
8539223000	Other reflector lamp bulbs of a power<=200w & for voltage > 100 volt	2.388	16.785	38.441	184.844
8539229000	Other filament lamps, infra red, power<=200 w& voltage>100v	38.747	296.904	143.309	1.109.351
8539291000	Other filament lamps, excluding uvor infra-red lamps, in medical equipment	1.518	18.924	18.872	206.126
8539292000	Other filament lamps, excluding uvor infra-red lamps, for motor vehicles	62.964	937.158	1.285.317	14.647.097
8539293000	Other reflector lamp bulbs	12.428	135.002	80.545	1.047.563
8539294000	Flashlight bulbs; miniature indicatorbulbs, rated up to 2.25 v	13.435	57.931	95.505	398.421
8539295000	Other filament lamps, capacity > 200w &<=300w, voltage>100volts	0	9.447	0	128.103
8539296000	Other filament lamps, capacity < 200w &<=300w, voltage <= 100volts	1.778	14.564	13.007	179.861
8539299000	Other filament lamps, excl ultra-violetor infra-red lamps	235.458	1.200.695	968.032	6.620.483
8539311000	Tubes for compact fluorescent lamps	51.073	637.425	157.421	3.477.165
8539319010	Tube lamps	34.553	733.186	243.322	4.615.582
8539319020	Compact fluorescent lamps	121.537	891.461	880.609	8.907.709
8539319090	Other fluorescent, hot cathode	940.774	12.238.261	6.709.779	82.534.939
8539320000	Mercury/sodium vapour lamps; metalhalide lamps	17.028	342.122	341.076	5.279.479
8539391000	Tubes for compact fluorescent lamps,cold cathode types	31.029	930.752	86.404	1.884.894
8539392000	Discharge lamps for decorative andpublicity purposes	2.071	9.828	6.718	33.095

I.3. IMPOR MENURUT KOMODITI / IMPORT BY HS COMMODITY
*****DESEMBER / DECEMBER 2009 *****

H S	Uraian Komoditi Commodity Description	Berat Bersih / Net Weight (Kg)		Nilai / Value C.I.F (US\$)	
		Bulan ini Current Month	Kumulatif Cum.Jan. to date	Bulan ini Current Month	Kumulatif Cum.Jan. to date
8539393000	Other fluorescent cold cathode types	877	19.867	12.416	98.333
8539394000	Electric lamps for mtr vehicle/cycles	33.960	474.931	320.856	4.449.173
8539399000	Discharge lamps, other than uv lamps	76.043	486.695	453.494	2.491.151
8539410000	Arc lamps	2.069	4.711	19.166	122.169
8539490000	Ultra-violet/infra-red lamps	3.700	136.126	102.563	1.368.823
8539901000	Part of alumi end caps for fluorescentlamps alum. screw caps for incand lamps	141.717	1.679.924	912.139	14.399.974
8539902000	Oth parts,for lamps of vehicles of allkinds	6.743	138.391	77.312	980.713
8539909000	Oth part of elect filament/dischargelamps including sealed beam lamp unit	558.597	4.295.382	1.705.187	18.381.078
8540110000	Color cathode-ray television picturetube incl video monitor cathode-ray tube	2.111.871	24.971.675	3.774.699	47.368.266
8540120000	B/w cathode-ray TV picture tubes,incl video monitor cathode-ray tubes	42.100	634.679	13.516	882.292
8540200000	Tv camera tubes; image converters andintensifiers; other photo-cathode tubes	15.104	63.321	124.592	529.799
8540401000	Data/graphic display tubes color foruse with articles of heading 85.25	11	4.197	1.762	697.451
8540409000	Data/graphic display tube color not foruse with articles of heading 85.25	675	4.610	3.770	202.619
8540500000	Data/graphic display tubes, black andwhite/other monochrome	760	17.234	9.061	199.745
8540600000	Other cathode-ray tubes	33	9.445	802	74.257
8540710000	Magnetrons of microwave tubes	75	661	1.562	58.149
8540720000	Klystrons of microwave tubes	379	409	176.568	179.396
8540790000	Travelling wave tube, carcinotrons exclgrid-controlled tubes of microwave tubes	268	3.332	6.405	156.878
8540810000	Receiver/amplifier valves and tubes	108	2.541	744	380.817
8540890000	Other valves and tubes	1.272	29.881	94.741	1.173.585
8540910000	Parts of cathode-ray tubes	349.575	1.444.944	2.850.268	11.632.598
8540991000	Parts of microwave tubes	30	11.333	1.282	196.801
8540999000	Other parts of thermionic, cold cathodeor photo cathode valves and tubes	379	92.148	35.471	490.232
8541100000	Diodes, other than photosensitive/lightemitting diodes	304.430	1.746.828	16.652.279	117.559.427
8541210000	Transistor with a dissipation rateof < 1 w	13.038	112.887	990.536	8.085.069
8541290000	Transistor with a dissipation rateof >= 1 w	110.223	1.110.621	5.359.925	54.195.887
8541300000	Thyristors,diacs and triacs, other thanphotosesintive devices	8.996	79.032	1.239.930	11.143.180
8541401000	Light emitting diodes	36.741	226.711	2.107.529	15.375.591
8541402000	Photocells, including photodiodes/photo-transistors	31.619	545.865	1.196.306	12.417.290
8541409000	Oth photosensitive semiconductor device,including photovoltaic cells	124.385	1.058.428	5.905.622	50.360.467
8541500000	Other semiconductor devices	18.996	361.633	1.075.752	13.029.581
8541600000	Mounted piezo-electric crystals	17.933	158.423	835.062	9.427.089
8541900000	Parts of diodes,transistors & similarsemiconductor devices	9.000	271.730	4.678.050	13.429.598
8542310000	Processors,controller, converter, logiccircuit, amplifier, clock timing circuit	141.991	1.433.594	33.781.507	207.927.011
8542320000	Memories of elect integrated circuits	34.612	299.631	4.946.442	28.711.649
8542330000	Amplifiers of elect integrated circuits	26.905	168.276	1.140.241	3.376.760
8542390000	Other electronic integrated circuits	205.832	2.288.111	62.475.341	553.343.817
8542900000	Parts of electronic integrated circuits	211.615	1.757.891	24.314.690	262.604.677
8543100000	Particle accelerators	1.684	16.894	162.959	582.589
8543200000	Signal generators	2.942	35.396	121.517	784.020
8543302000	Wet processing equip. for the applic.by immersion of chemical/elec.chemical	143	3.113	1.981	235.942
8543309000	Oth machines & app for electroplating,electrolysis/electrophoresis	19.911	839.304	608.176	19.385.225
8543701000	Electric fence energisers	1.005	83.660	211.438	1.541.321
8543702000	Remote control apparatus, other thanradio remote control apparatus	80.116	1.013.881	326.302	4.542.159
8543703000	Electrical machines with translationor dictionary functions	6.186	34.173	552.869	2.312.874
8543704000	Equip for the removal of dust particlesor elimination of electrostatic charge	326	7.715	24.360	749.278
8543705000	Integrated receiver/decoder irdirect broadcast multimedia systems	90.563	1.528.368	646.304	14.290.094
8543709010	Electrical mine detonators	7	11.833	62.177	459.291
8543709090	Other electrical detonators	111.594	2.720.622	1.855.242	20.736.367
8543901000	Parts of goods of subheading 8543.10/8543.20	418	40.161	19.477	1.354.191
8543902000	Parts of goods of subheading 8543.30.20	11.254	343.450	14.917	1.877.462
8543903000	Parts of goods of subheading 8543.70.30	110	40.921	2.700	416.232
8543904000	Parts of goods of subheading 8543.70.40	457	2.623	213.198	995.927
8543905000	Parts of goods of subheading 8543.70.50	17.933	82.732	74.008	248.499
8543909000	Other parts of goods of heading 8543	224.619	1.649.064	2.968.799	29.676.327
8544110010	Winding wire of copper, laquered/enamelled	379.595	2.972.187	3.242.425	22.762.930
8544110020	Winding wire of copper, cover with papertextile material/PVC	94.557	1.520.096	664.697	10.043.792
8544110030	Winding wire of copper, laquer/enamelled& cover with paper, textile material/PVC	62.007	844.852	370.491	5.516.883
8544110040	Winding wire of copper, rect cross-sect.and without connectors	40.016	752.361	276.595	5.182.425
8544110090	Other winding wire of copper	527.493	6.167.654	4.983.101	45.756.529
8544191000	Winding wire not of copper, laquered/enamelled	73	25.860	1.657	308.894
8544192000	Winding wire not of copperof manganese resistance wire	8.655	125.973	30.224	2.767.635
8544199000	Other winding wire not of copper	158.674	3.288.696	1.387.373	21.792.030
8544201000	Insulated cables fitted with connectors,for a voltage <=66.000volts	201.745	3.195.167	1.722.271	20.275.894
8544202000	Insulated cable not fitted withconnector for a voltage <=66.000volts	818.366	8.465.281	2.847.848	37.144.288
8544203000	Insulated cables fitted with connectorsfor a voltage >66.000volts	32.502	733.966	42.524	2.624.036
8544204000	Insulated cables not fitted withconnectors for a voltage >66.000volts	173.749	2.152.729	973.912	12.748.346
8544301000	Wiring harnesses for motor vehicles	80.624	1.000.697	1.450.948	13.801.888
8544309000	Oth ignition wiring sets,oth wiring setfor used in vehicles, aircraft/ships	732.444	5.384.483	8.333.780	51.835.847
8544421100	Telephone, telegraph, radio relay cables submarine, for communication, <= 80 v	18.694	139.503	84.983	1.509.401
8544421900	Other fitted with connectors for telecom-munication, voltage <= 80 v	42.778	948.896	583.973	13.666.690
8544422000	Fitted with connectors for telecom-munication voltage > 80 v & <= 1000 v	25.719	662.294	160.956	4.788.149

I.3. IMPOR MENURUT KOMODITI / IMPORT BY HS COMMODITY
*****DESEMBER / DECEMBER 2009 *****

H S	Uraian Komoditi Commodity Description	Berat Bersih / Net Weight (Kg)		Nilai / Value C.I.F (US\$)	
		Bulan ini Current Month	Kumulatif Cum.Jan. to date	Bulan ini Current Month	Kumulatif Cum.Jan. to date
8544423000	Battery cables for voltage <= 1000 v	4.766	92.188	56.522	617.083
8544429000	Oth fitted with connector, for voltage<= 1000 volts	326.784	3.278.969	3.065.313	35.235.933
8544491100	Telephone,telegraph,radio relay cables submarine, not for communication, <=80 v	17.002	406.734	142.477	5.025.393
8544491900	Other fitted with connectors not for telmunication, voltage <= 80 v	120.748	1.087.645	961.900	7.421.135
8544492100	Shielded wire for mnfact.of auto-wiringharnesses, not for communication, <=80 v	237.709	5.941.232	2.699.397	38.487.873
8544492900	Oth fitted with connectors, <= 80 v,not for used for telecommunications	19.708	13.892.024	336.929	9.716.139
8544493100	Telephone,telegraph,radio relay cables submarine, for communic., >80v & <=1000v	558	26.998	1.199	263.455
8544493900	Oth fitted with connectors for telecommunication, voltage > 80 v and < 1000 v	146.281	1.042.660	1.199.298	7.546.835
8544494000	Other fitted with connectors, > 80 v & <= 1000 v of a kind not used for telecom	52.510	1.405.923	708.356	12.405.025
8544601000	Other electric conductors, volt > 1 kv and <= 36 kv	18.221	936.390	284.912	6.453.981
8544602100	Plastic insulated elec.cable having cross sec<=400mm for 36kv<volt<=66kv	83.846	235.883	563.123	1.265.619
8544602900	Plastic insulated elec.cable having cross sec>400mm for 36kv<volt<=66kv	165.439	3.468.019	578.231	21.842.034
8544603000	Other electric conductors, for a voltage> 66 kv	22.619	1.416.325	208.493	10.415.041
8544701000	Optical fibre cables teleph,telegraph,radio relay cables,submarine	707	1.592.712	12.187	15.204.993
8544709000	Other optical fibre cables	91.616	595.598	804.384	6.093.492
8545110000	Electroda of a kind used for furnaces	1.206.777	11.456.755	5.146.147	50.595.286
8545190000	Electroda of a kind used not for furnace	422.986	736.774	1.450.786	3.460.096
8545200000	Carbon brushes for electrical purpose	108.178	530.095	1.047.125	7.866.457
8545900010	Battery carbons	123.691	1.722.963	512.211	6.992.094
8545900090	Lamp carbon, oth articles of graphite/oth carbon, with/without metal	14.467	245.989	120.398	2.612.760
8546100000	Electrical insulators of any material of glass	203.182	1.417.002	364.862	3.454.997
8546200010	Ceramic bushing for tranformator	99.992	509.741	415.504	3.529.829
8546200090	Oth elect insulators of any material of ceramics	407.388	3.171.074	807.531	6.341.530
8546900000	Oth elect insulators not of glass and of ceramics	426.378	2.423.928	1.137.967	9.768.715
8547100000	Insulating fitting of ceramics	35.370	591.704	455.276	4.566.973
8547200000	Insulating fitting of plastics	82.056	1.049.216	2.232.936	21.781.150
8547901000	Elect conduit, joints therefor, of basemetal lined with insulating materials	8.485	786.622	171.803	32.284.050
8547909000	Oth insulating fittings for elect mach,appliances/equipment, being fittings	63.928	2.933.071	910.758	12.757.765
8548101100	Lead acid scrap of primary cells/battery/elect accumulators used in aircraft	0	36	0	2.120
8548102900	Other waste and scrap containing mainly iron	0	4.299	0	19.383
8548103900	Other waste, scrap containing mainly copper	0	150	0	39.082
8548109000	Other waste, scrap of primary cells,primary	5	2.200	399	55.252
8548901000	Image sensors contact type comprising a photo-conductive sensor element	27.625	160.963	336.108	3.633.016
8548902000	Printed circuit assemblies incl such assemblies for external connections	57.631	466.455	4.305.614	38.019.550
8548909000	Other electrical parts of mach and app, nes	89.393	781.855	2.199.674	21.733.015
8601100000	Rail locomotives powered from an external source of electricity	16.819	286.249	136.067	1.097.324
8601200000	Rail locomotives powered by electric accumulators	38	7.484	8.830	70.336
8602100000	Diesel-electric locomotives	0	160.517	0	3.229.574
8602900000	Locomotive tenders	0	8	0	600
8603100000	Self-propelled railway, tramway coach, van truck powered from ext. source of elect	3	2.423	74	30.131
8603900000	Self-propelled railway, tramway coach, van truck not power from ext source of elect	1	194	321	16.078
8604000000	Railway/tramway maintenance/service vehicles, whether/not self-propelled	3	177.129	50	1.066.219
8605000000	Railway/tramway passenger coach, not self-propelled, luggage van, post office coach	0	37.916	0	78.044
8606100000	Tank wagons and the like	100	603	2.647	32.106
8606300000	Self-discharging vans, wagons, oth than those of subheading 8606.10	0	236	0	13.787
8606910000	Railway/tramway goods vans & wagon not self-propelled covered and closed	0	600	0	9.274
8606920000	Railway/tramway goods vans & wagon not self-propelled open, removable height <=60cr	0	3.694	0	3.658
8606990000	Railway/tramway goods vans & wagon not self-propelled open, removable height > 60cr	46	22.049	5.829	219.664
8607110000	Driving bogies and bissel-bogies	4.458	65.572	2.000	424.068
8607120000	Other bogies and bissel-bogies	11.600	59.282	256.608	657.104
8607190000	Oth, including parts axles & wheels	844.994	4.929.349	6.234.179	28.501.357
8607210000	Air brakes and parts thereof	1.932	54.996	41.131	2.880.398
8607290000	Brakes and parts thereof other than airbrakes	4.732	244.630	577.696	1.247.701
8607300000	Hooks & oth coupling devices, buffers, and parts thereof	25	11.555	613	113.693
8607910000	Other parts of locomotives	324	10.749	20.690	578.070
8607990000	Other part of troling stone	52.571	328.922	1.733.851	8.552.755
8608002000	Electromechanic equip of railway/tramway track fixtures, fitting, mechanic signal	12.370	91.234	474.321	2.495.627
8608009000	Non-electromech equip of railway/tramway track fixtures, fitting, mechanic signal	1.091	60.425	51.253	661.583
8609001000	Containers of metal design & equip for carriage by one/more modes of transport	47.456	698.895	53.144	17.514.133
8609002000	Containers of wood design & equip for carriage by one/more modes of transport	0	1	0	1
8609009000	Other containers design & equip for carriage by one/more modes of transport	102.733	817.632	414.879	3.834.504
8701101100	Pedestrian controlled tractors, power<=22.5 kw for agricultural use	35.996	107.412	358.118	709.220
8701101900	Pedestrian controlled tractors, power<=22.5 kw oth than for agricultural use	0	41.595	0	97.764
8701102100	Pedestrian controlled tractors, power> 22.5 kw for agricultural use	4.059	8.017	43.033	45.819
8701102900	Pedestrian controlled tractors, power> 22.5 kw oth than for agricultural use	0	29.935	0	103.887
8701201000	Road tractors for semi-trailers, ckd	0	18.230	0	124.000
8701209000	Road tractors for semi-trailers, not ckd	676.852	2.646.177	3.611.275	16.159.245
8701301000	Track-laying tractors of a cylinder cap<= 1100 cc	11	198.749	1.352	2.499.497
8701302000	Track-laying tractors of a cylinder cap> 1100 cc	0	72.070	0	677.335
8701901100	Agriculture tractors of a cylinder cap<= 1100 cc	60.358	476.487	374.116	2.288.788
8701901900	Agriculture tractors of a cylinder cap<= 1100 cc	119.966	1.515.288	721.412	9.083.981
8701909100	Other tractors of a cylinder capacity<= 1100 cc	0	3.673	0	18.111

I.3. IMPOR MENURUT KOMODITI / IMPORT BY HS COMMODITY
*****DESEMBER / DECEMBER 2009 *****

H S	Uraian Komoditi Commodity Description	Berat Bersih / Net Weight (Kg)		Nilai / Value C.I.F (US\$)	
		Bulan ini Current Month	Kumulatif Cum.Jan. to date	Bulan ini Current Month	Kumulatif Cum.Jan. to date
8701909900	Other tractors of a cylinder capacity> 1100 cc	140.178	1.201.722	1.524.265	8.523.507
8702101100	Motor vehicles for the transport >=10 p,a gross vehicle weight < 6 t, ckd,diesel	1.790	1.790	6.035	6.035
8702101400	Motor vehicles for the transport >=10 p,vehicle weight >= 24 t, ckd, diesel	15.078	89.968	392.501	1.608.104
8702102100	Motor vehicles for the transport >=10 p,vehicle weight < 6 t, not ckd, diesel	213.515	1.141.032	2.676.823	12.038.396
8702102200	Motor vehicles for the transport >=10 p,vhcl weight >=6t & <18t, not ckd, diesel	0	36.990	0	303.348
8702102400	Motor vehicles for the transport >=10 p,vehicle weight >= 24 t, not ckd, diesel	0	131.700	0	78.969
8702909910	Other motor vehicle, non diesel,>= 10 pa gross vehicle weight < 5 tons, not ckd	2.500	11.027	36.500	150.000
8702909920	Other motor vehicle, non diesel,>= 10 pvhcl weight >= 5 tons & < 24 t, not ckd	0	5.821	0	41.100
8702909990	Other motor vehicle, non diesel,>= 10 pvhcl weight > 24 t, not ckd	1.338	1.338	4.501	4.501
8703101000	Golf cars, including golf buggies	76.358	156.003	53.066	510.384
8703109000	Vehicles specially designed for travel on snow and similar vehicles	0	4.284	0	122.463
8703211000	Go-karts, cylinder capacity <= 1,000 cc,internal combust recipro piston engine	0	14.510	0	34.319
8703212190	Other motor cars, <= 1,000 cc, ckd,internal combust recipro piston engine	0	3.500	0	34.200
8703212910	Sedan/station wagons, <=1,000 cc,not ckd,internal combust recipro piston engine	0	6.230	0	73.129
8703212990	Other motor cars, <= 1,000 cc, not ckd,internal combust recipro piston engine	82.080	596.360	518.400	3.782.341
8703219000	Other vehicles, <= 1,000 cc, not ckd,internal combust recipro piston engine	0	627	0	3.201
8703221190	Other motor cars, 1,000-1500 cc, ckd,internal combust recipro piston engine	107.400	979.340	435.305	3.748.274
8703221910	Sedan/station wagon,1,000-1500cc,not ckd,internal combust recipro piston engine	792.285	11.372.615	6.937.824	99.589.648
8703221990	Oth motor cars, 1,000-1500 cc, not ckd,internal combust recipro piston engine	982.071	11.363.327	9.288.982	91.034.439
8703229000	Other vehicles, 1,000-1500 cc, not ckd,internal combust recipro piston engine	0	2.114	0	9.368
8703231000	Ambulances, 1500-3000 cc intern combustreciprocating piston engine	0	85.300	0	617.927
8703234190	Other motor cars, 1500-1800 cc, ckd,internal combust recipro piston engine	0	2.500	0	6.879
8703234290	Other motor cars, 1800-2000 cc, ckd,internal combust recipro piston engine	567.459	3.040.697	3.846.729	20.582.268
8703234390	Other motor cars, 2000-2500 cc, ckd,internal combust recipro piston engine	520.463	1.895.378	4.256.690	15.684.578
8703235110	Sedan/station wagons, 1500-1800 cc, notintenal combust recipro piston engine	213.627	3.578.446	2.601.288	40.408.037
8703235190	Other motor cars, 1500-1800 cc, not ckd,internal combust recipro piston engine	301.098	2.257.800	1.911.474	14.908.136
8703235210	Sedan/station wagons, 1800-2000 cc, notintenal combust recipro piston engine	82.864	1.368.902	1.059.347	15.110.174
8703235291	Oth motor car,1800-2000 cc, (4x2) system,not ckd,int combust recipro pist engine	6.590	121.248	63.620	1.232.053
8703235292	Oth motor car,1800-2000 cc, (4x4) system,not ckd,int combust recipro pist engine	28.654	54.795	457.741	871.639
8703235310	Sedan/station wagon,2000-2500cc,not ckd,internal combust recipro piston engine	482.244	2.888.419	6.577.470	37.817.956
8703235391	Oth motor car,2000-2500cc, (4x2) system,not ckd,int combust recipro pist engine	685.785	8.221.468	7.976.014	92.452.395
8703235392	Oth motor car,2000-2500cc, (4x4) system,not ckd,int combust recipro pist engine	0	115.320	0	1.254.915
8703235410	Sedan/station wagon,2500-3000cc,not ckd,internal combust recipro piston engine	30.204	930.144	613.433	16.818.188
8703235491	Oth motor car,2500-3000cc, (4x2) system,not ckd,int combust recipro pist engine	3.288	66.081	66.700	1.061.549
8703235492	Oth motor car,2500-3000cc, (4x4) system,not ckd,int combust recipro pist engine	67.958	386.362	753.832	5.807.274
8703239320	Oth vehicle, 2000-2500 cc, (4x4) system,not ckd,int combust recipro pist engine	0	15.890	0	305.770
8703239420	Oth vehicle, 2500-3000 cc, (4x4) system,not ckd,int combust recipro pist engine	0	4.400	0	29.820
8703241000	Ambulances, cylinder capacity > 3000 cc,internal combust recipro piston engine	0	6.600	0	125.885
8703245010	Sedan/station wagons, > 3000 cc,not ckd,internal combust recipro piston engine	84.866	725.667	3.362.056	18.418.889
8703245091	Oth motor cars, > 3000 cc, (4x2) system,not ckd,int combust recipro pist engine	12.370	252.287	176.874	3.554.223
8703245092	Oth motor cars, > 3000 cc, (4x4) system,not ckd,int combust recipro pist engine	203.429	2.090.805	2.188.433	28.693.364
8703249000	Other vehicle, > 3000 cc, not ckd,internal combust recipro piston engine	9.492	23.814	180.800	2.415.107
8703311010	Sedan/station wagon, <= 1500 cc, ckddiesel	0	2.176	0	1.612
8703311090	Other motor cars,<= 1500 cc, ckd, diesel	0	3.735	0	2.508
8703312000	Other motor cars, <= 1500 cc, not ckd,diesel	0	3.740	0	1.920
8703319000	Other vehicles, <= 1500 cc, not ckd,diesel	0	143.164	0	779.190
8703325100	Sedan/station wagon,1500-2000cc,not ckd,diesel	147.105	1.969.846	1.238.537	15.680.302
8703325900	Other motor cars, 1500-2000 cc, not ckd,diesel	3.522.970	10.155.471	33.006.449	92.871.201
8703329900	Other vehicles, 2000-2500 cc, not ckd,diesel	14.690	1.838.012	217.819	15.657.712
8703334190	Other motor cars, 2500-3000 cc, ckd,diesel	0	7.071	0	122.000
8703335100	Other motor cars, 2500-3000 cc, not ckd,diesel	5.000	112.114	62.164	6.205.711
8703335200	Other motor cars, > 3000 cc, not ckd,diesel	48.300	307.825	1.543.600	6.056.630
8703339000	Other vehicles, > 2500 cc, not ckd,diesel	11.404	25.010	135.050	376.760
8703904300	Other motor car, 2000-2500 cc, ckd	117.708	117.708	788.052	788.052
8703905400	Other motor car, > 2500 cc, not ckd	0	2.695	0	78.078
8703909000	Other vehicles, not ckd	0	2.950	0	91.168
8704101200	Damper designed for off highway, <=24 tnot ckd	0	62.205	0	30.731
8704102100	Damper designed for off highway, >24 t,ckd	865.078	8.950.360	13.202.525	147.765.035
8704102200	Damper designed for off highway, > 24 tnot ckd	4.385.738	39.720.763	41.881.562	420.272.465
8704211900	Other vans, <= 5 t, ckd, diesel	4.735	22.872	21.067	874.246
8704212900	Other vans, <= 5 t, not ckd, diesel	1.010.220	16.836.140	9.257.256	130.918.337
8704222300	Tanker vehicles, 5-6 t, not ckd, diesel	0	29.800	0	189.000
8704222900	Other vans, 5-6 t, not ckd, diesel	0	12.114	0	84.163
8704222911	Other vans, 6-10 t, ckd, diesel	0	2.384.326	0	14.487.499
8704222919	Other vans, 6-10 t, not ckd, diesel	0	2.826	0	4.809
8704224300	Tanker vehicles, 10-20 t, not ckd,diesel	0	53.698	0	53.064
8704224900	Other vans, 10-20 t, not ckd, diesel	0	18.010	0	113.705
8704232900	Other vans, 20-24 t, not ckd, diesel	0	630.300	0	766.115
8704233900	Other vans, > 24 t, ckd, diesel	26.628	517.897	254.027	2.790.498
8704234300	Tanker vehicles, > 24 t, not ckd, diesel	0	10.256	0	5.276
8704234900	Other vans, > 24 t, not ckd, diesel	662.434	3.794.151	3.383.981	25.460.514
8704312900	Other vans, <= 5 t, not ckd,internal combustion piston engine	608.545	5.061.261	3.458.716	27.783.211

I.3. IMPOR MENURUT KOMODITI / IMPORT BY HS COMMODITY
*****DESEMBER / DECEMBER 2009 *****

H S	Uraian Komoditi Commodity Description	Berat Bersih / Net Weight (Kg)		Nilai / Value C.I.F (US\$)	
		Bulan ini Current Month	Kumulatif Cum.Jan. to date	Bulan ini Current Month	Kumulatif Cum.Jan. to date
8704322300	Tanker vehicles, 5-6 t, not ckd,internalcombustion piston engine	0	7.500	0	28.775
8704328900	Other vans, > 24 t, not ckd, internalcombustion piston engine	0	14.242	0	84.239
8704901000	Motor vehicles for the transport of good, ckd	0	172.389	0	1.087.882
8704909000	Motor vehicles for the transport of good, not ckd	205	9.757	5.809	133.809
8705100000	Crane lorries	41.285	1.303.127	287.850	4.282.830
8705200000	Mobile drilling derricks	0	224.563	0	3.248.855
8705300000	Fire fighting vehicles	29.180	848.792	400.218	17.625.866
8705400000	Concrete-mixer lorries	8.700	485.495	14.337	984.544
8705905000	Street clean vhcl, incl cesspit emptiermobile clinic;spray lorries of all kinds	0	1.044.572	0	1.480.926
8705909000	Other special purpose motor vehicles	275.935	2.477.752	1.262.139	31.710.641
8706001100	Chasis fitted with engines for agri.tractors of subhd 8701.10/8701.90	0	1.000	0	5.180
8706001900	Oth chasis fitted with engines for vhclsof heading 8701	0	72.166	0	65.359
8706002000	Chasis fitted with engines for vehiclesof heading 8702	0	182.541	0	793.538
8706003000	Chasis fitted with engines for vehiclesof heading 8703	0	5.505	0	89.720
8706004000	Chasis fitted with engines for vehiclesof heading 8704	44.653	256.131	881.672	4.952.712
8706005000	Chasis fitted with engines for vehiclesof heading 8705	1.338	63.728	4.501	500.149
8707100000	Bodies for the vehicles of heading 8703	16.779	123.509	79.060	596.806
8707901000	Bodies for the vehicles of heading 8701	9	6.983	169	43.845
8707903000	Bodies for the vehicles of heading 8705	0	81.287	0	1.446.315
8707909000	Bodies for the vehicles of heading 8702,8704	61.477	1.040.072	236.532	8.519.075
8708101000	Bumper & parts for vehicles heading 8701	7.544	329.261	87.594	5.878.495
8708109000	Bumper & parts for vehicles heading 8702;8703;8704; 8705	194.844	1.555.529	2.103.122	15.715.256
8708211000	Safety seat belt for vehicles 8701	50	2.090	555	28.295
8708219000	Safety seat belt for vehicles 8702; 8703; 8704; 8705	89.293	569.405	673.008	4.484.675
8708291100	Component of door trim assembly for hd8701	5.007	17.436	26.445	204.618
8708291200	Component of door trim assembly for hd8703	49.832	576.279	552.666	5.562.187
8708291300	Component of door trim assembly for hd8705/subheading 8704.10	25.430	247.559	215.958	1.639.416
8708291900	Component of door trim assembly for hd8702 & 8704 (exlcuding 8704.10)	59.033	665.402	330.516	3.060.600
8708292000	Parts of safety seat belts of heading8701-8705	90.078	836.368	622.745	5.906.213
8708299100	Oth part, access of bodies for agricul.tractors of subhead 8701.10/8701.90	2.556	13.724	88.122	131.750
8708299200	Oth part, access of bodies for agricul.vehicles of heading 8701	18	3.310	649	33.718
8708299300	Oth part, access of bodies for agricul.of heading 8703	252.488	4.661.937	2.354.745	39.259.335
8708299900	Oth part, access of bodies for agricul.of heading 8702; 8704; 8705	378.019	3.563.941	2.581.487	20.013.409
8708301000	Brakes,servo-brakes; parts thereof forvehicles of heading 87.01	30.873	157.086	143.952	1.338.190
8708302000	Brakes,servo-brakes; parts thereof forvehicles of heading 87.03	262.384	3.044.324	3.621.058	37.437.513
8708309000	Brakes,servo-brakes; parts thereof forvehicles of heading 8702; 8704; 8705	388.032	4.656.851	2.217.634	22.339.773
8708401100	Gear boxes, unassembled for vehicles ofheading 87.03	343.292	1.906.621	6.727.282	35.874.373
8708401200	Gear boxes, unassembled for vehicles ofsubheading 8704.10/heading 8705	27	12.250	1.385	257.493
8708401900	Gear boxes, unassembled for vehicles ofhead 8701-8702 & 8704 (exlc 8704.10)	151.175	3.686.779	1.952.965	14.115.239
8708402100	Gear boxes, assembled for agri tractorsof subheading 8701.10/8701.90	0	443	0	9.573
8708402200	Gear boxes, assembled for oth vehicle ofheading 87.01	261	18.728	3.681	312.450
8708402300	Gear boxes, assembled for vehicle of hd87.03	139.303	825.398	1.739.124	9.400.989
8708402400	Gear boxes, assembled for vehicle ofsubheading 8704.10/heading 8705	86.685	185.059	81.120	375.742
8708402900	Gear boxes, assembled for vehicles ofheading 8702 & 8704 (exlcuding 8704.10)	16.975	557.828	468.976	3.383.110
8708409000	Parts of gear boxes	75.501	781.147	395.918	4.282.046
8708501100	Drive-axles with differential, unassablfor vehicles of heading 87.03	414.057	2.766.019	6.844.065	44.670.921
8708501200	Drive-axles with differential, unassablfor vhcl of subhead 8704.10/head 8705	5.364	158.894	55.137	912.594
8708501900	Drive-axles with differential, unassablfor vhcl hd 8701-8702&8704(exlc 8704.10)	152.558	1.045.598	648.291	4.693.015
8708502100	Drive-axles with differential, assabledfor agri tractor of subhd 870110,870190	0	65.203	0	107.336
8708502200	Drive-axles with differential, assabledfor other vehicles of heading 87.01	18.447	74.842	358.541	1.334.328
8708502300	Drive-axles with differential, assabledfor vehicles of heading 87.03	174.193	1.606.707	1.096.263	11.723.480
8708502400	Drive-axles with differential, assabledfor vhcl of subhd 8704.10/hd 87.05	70.856	276.615	801.888	3.525.376
8708502900	Drive-axles with differential, assabledfor vhcl of hd 8702,8704 (exlc 8704.10)	215.071	2.109.562	2.134.317	14.869.953
8708509000	Parts of drive-axles with differential,non-driving, axles	79.237	870.978	408.752	4.033.112
8708701100	Wheel centre discs and caps for agritractors of subheading 8701.10/8701.90	14.419	196.558	23.260	508.748
8708701200	Wheel centre disc & cap for oth vehicleof heading 87.01	6.907	86.326	55.102	424.884
8708701300	Wheel centre disc & cap for oth vehicleof heading 87.03	550.531	4.092.156	835.313	7.899.439
8708701400	Wheel centre disc & cap for oth vehicleof subheading 8704.10/heading 87.05	43.850	661.322	195.222	2.060.512
8708701900	Wheel centre disc & cap for oth vehicleof heading 8702 & 8704 (exlc 8704.10)	678.852	4.901.965	739.918	7.875.711
8708709100	Other road wheel for agri tractors ofsubheading 8701.10/8701.90	11	17.255	207	56.654
8708709200	Other road wheel for oth vehicles of hd87.01	0	200	0	1.878
8708709300	Other road wheel for vehicles of head87.03	15.161	352.304	135.210	2.035.425
8708709400	Other road wheel for vehicles of subhd8704.10/heading 87.05	51.607	337.595	330.916	1.950.311
8708709900	Other road wheel for vehicles of head8702 & 8704 (exlcuding 8704.10)	308.093	2.714.787	388.564	4.093.362
8708801100	Suspension systems for agri tractors ofsubheading 8701.10/8701.90	6.429	14.039	13.298	127.106
8708801200	Suspension systems for oth vehicles ofheading 87.01	3.506	36.787	27.251	515.489
8708801300	Suspension systems for vehicles of head87.03	37.510	328.411	139.692	1.360.207
8708801400	Suspension systems for vehicle of sebhd8704.10/heading 87.05	1.186	75.283	22.006	852.750
8708801900	Suspension systems for vehicle of sebhd8702 & 8704 (exlcuding 8704.10)	71.223	991.132	405.610	3.151.501
8708809000	Parts of suspension systems (incl shock-absorbers)	215.520	2.898.272	2.353.501	22.753.786
8708911100	Radiators systems for agri tractors ofsubheading 8701.10/8701.90	272	10.175	1.158	49.596
8708911200	Radiators for other vehicles of heading87.01	1.872	14.305	75.501	485.587

I.3. IMPOR MENURUT KOMODITI / IMPORT BY HS COMMODITY
*****DESEMBER / DECEMBER 2009 *****

H S	Uraian Komoditi Commodity Description	Berat Bersih / Net Weight (Kg)		Nilai / Value C.I.F (US\$)	
		Bulan ini Current Month	Kumulatif Cum.Jan. to date	Bulan ini Current Month	Kumulatif Cum.Jan. to date
8708911300	Radiators for vehicles of heading 87.03	18.327	155.688	142.984	1.343.821
8708911400	Radiators for vehicles of subhd 8704.10or heading 87.05	10.961	90.592	131.771	1.211.795
8708911900	Radiators for vehicles of heading 87.02,8704 (excloding 8704.10)	85.116	657.388	646.102	4.440.442
8708919000	Parts of radiator	155.406	1.361.602	2.004.930	14.270.625
8708921000	Silencers (mufflers),exhaust pipe; partsfor vehicles of heading 87.01	36	2.315	499	40.108
8708922000	Silencers (mufflers),exhaust pipe; partsfor vehicles of heading 87.03	325.861	5.112.337	3.081.773	30.581.076
8708923000	Silencers (mufflers),exhaust pipe; partsfor vhcl of subhd 8704.10/head 87.05	215	5.721	5.307	116.867
8708929000	Silencers (mufflers),exhaust pipe; partsfor vhcl of hd 8702,8704 (exlc 8704.10)	123.406	1.114.475	1.154.043	9.882.769
8708931000	Clutches and parts thereof for agritractors of subhd 8701.10/8701.90	1.734	31.106	5.246	465.839
8708932000	Clutches, parts thereof for oth vehicleof heading 87.01	2.970	17.533	25.628	148.708
8708933000	Clutches, parts thereof for oth vehicleof heading 87.03	299.316	2.398.703	3.397.036	28.851.868
8708934000	Clutches, parts thereof for vehicles ofsubheading 8704.10/heading 87.05	5.276	43.222	117.129	706.101
8708939000	Clutches, parts thereof for vehicles ofheading 8702 & 8704 (excloding 8704.10)	159.387	2.094.584	977.547	11.109.507
8708941000	Steering wheels with airbag assemblies	621	59.171	18.631	366.618
8708949100	Oth steering wheels, columns,boxes foragri. tractors of subhd 8701.10,8701.90	6.282	17.662	20.776	64.679
8708949200	Oth steering wheels, columns,boxes forother vehicles of heading 87.01	350	3.817	13.765	132.512
8708949300	Oth steering wheels, columns,boxes forvehicles of subheading 87.03	441.484	4.014.215	5.798.414	53.747.270
8708949900	Oth steering wheels, columns,boxes forfor vehicles of head 8702, 8704, 8705	55.241	627.484	458.435	5.270.065
8708951000	Safety airbags with inflater system	24.332	688.799	381.678	5.702.989
8708959000	Parts of safety airbags with inflatersystem	1.369	35.565	59.529	405.240
8708991100	Unassembled fuel tank;engine bracket forvehicles of heading 87.01	2.985	606.297	68.564	5.819.243
8708991200	Unassembled fuel tank;engine bracket forvehicles of heading 87.03	98.231	910.575	1.194.833	9.206.897
8708991900	Unassembled fuel tank;engine bracket forvehicles of head 87.02; 87.04; 8705	69.560	1.025.417	501.637	5.481.818
8708999100	Other parts and accesories for agritractors of subhd 8701.10/8701.90	74.771	358.191	202.196	2.258.908
8708999200	Other parts,acces for other vehicles ofheading 87.01	9.491	18.578	39.006	104.075
8708999300	Other parts,acces for other vehicles ofheading 87.03	2.586.789	16.853.456	23.120.711	138.818.303
8708999900	Other parts,acces for other vehicles ofheading 87.02, 8704, 8705	4.487.900	39.534.829	35.534.425	277.721.865
8709110000	Electrical vehicles	6.960	10.851	50.210	118.176
8709190000	Non elect work truck,self-propelled,notfitted with lift/handl equip,in factory	60.769	319.720	321.752	3.217.356
8709900000	Part of work trucks,self-propelled, notfitted with lift/handl equip, in factory	9.175	146.077	87.446	1.035.042
8710000000	Tanks, other armoured fighting vehicles,motorised, with weapons/not, & parts	29.982	552.652	1.311.196	45.708.949
8711101100	Motorcycle,incl moped,scooters, recipoint combust piston engine < 50 cc, ckd	0	39.807	0	121.359
8711101900	Other motorcycles, reciprocatinginternal piston engine < 50 cc, ckd	475	37.531	6.725	51.907
8711109100	Motorcycle,incl moped,scooters, recipoint combust piston engine <50 cc,not ckd	0	48.830	0	69.485
8711109900	Other motorcycles, recipro int pistonengine < 50 cc, not ckd	126	22.407	3.582	42.754
8711201090	Motocross motorcycles, with recipro intcombust pist engine, 50-250 cc, not ckd	1.835	62.003	42.481	1.024.443
8711202100	Motorcycles, scooters, with recipro intcombust piston engine, 50 -125 cc, ckd	710	29.425	11.000	66.503
8711202200	Motorcycles, scooters, with recipro intcombust piston engine, 125 -150 cc, ckd	0	14.841	0	43.609
8711202300	Motorcycles, scooters, with recipro intcombust piston engine, 150 -200 cc, ckd	0	812.726	0	3.066.107
8711202400	Motorcycles, scooters, with recipro intcombust piston engine, 200 -250 cc, ckd	660	12.089	16.476	88.448
8711203000	Other motorcycles, recipro int pistonengine, 50 -250 cc, ckd	0	42.512	0	59.987
8711204100	Motorcycles, scooters, with recipro intcombust piston engine, 50-125 cc,not ckd	5.921	270.416	152.710	1.734.335
8711204200	Motorcycles, scooters, with recipro intcombust piston engine, 125-150cc,not ckd	3.912	141.427	46.834	1.645.837
8711204300	Motorcycles, scooters, with recipro intcombust piston engine, 150-200cc,not ckd	46.544	893.613	280.391	7.216.520
8711204400	Motorcycles, scooters, with recipro intcombust piston engine, 200-250cc,not ckd	74.415	1.676.792	1.166.328	22.358.067
8711301090	Motocross motorcycles, with recipro intcombust pist engine, 250-500 cc, not ckd	141	6.278	4.037	388.600
8711302090	3-wheeled light vehicle, recipro intcombust pist engine,<356cc,350kg,not ckd	0	180	0	1.093
8711309000	Other motorcycles, recipro int pistonengine, 250 -500 cc, not ckd	264	1.957	6.642	58.347
8711401090	Motocross motorcycles, with recipro intcombust pist engine, 500-800 cc, not ckd	195	3.593	7.629	67.107
8711409000	Other motorcycles, recipro int pistonengine, 500 -800 cc, not ckd	285	12.670	6.992	295.441
8711509000	Other motorcycles, recipro int pistonengine, > 800 cc, not ckd	54.156	68.025	2.387.291	2.785.061
8711905000	Other motorcycles, ckd	0	8.499	0	41.990
8711909000	Other motorcycles, not ckd	6.045	21.342	109.638	192.220
8712001000	Racing bicycles	28.186	124.230	31.129	210.891
8712002000	Bicycles designed to be ridden bychildren	582.606	12.606.459	462.495	8.835.661
8712003000	Other bicycles	1.699.411	5.625.227	838.096	3.411.051
8712009000	Other cycles	793.448	6.956.665	1.023.815	9.433.729
8713100000	Carriages for disabled persons, notmechanically propelled	58.134	331.152	146.718	843.979
8713900000	Carriages for disabled persons,mechanically propelled	51.066	242.352	124.568	564.272
8714110000	Saddles of motorcycles (incl. mopeds)	13.730	93.269	33.269	490.127
8714190010	Clutch assembly of motorcycles(incl. mopeds)	262.582	2.309.562	2.735.569	28.388.247
8714190020	Gear assembly of motorcycles(incl. mopeds)	371.382	3.745.201	1.413.897	19.000.310
8714190030	Spokes/nipples of motorcycles(incl. mopeds)	2.213.196	24.117.869	17.718.693	191.777.842
8714190040	Oth part & acces, for motorcycles ofsubheading, 8711.10, 8711.20/8711.90	205.786	3.446.222	335.399	12.381.475
8714190090	Oth part & acces, for motorcycles ofsubheading, 8711.30, 8711.40/8711.50	2.291.509	15.991.777	6.458.099	69.616.919
8714201200	Castors of a dia(incl. tyres) 101-250 mmthat the wheel width > 30 mm	0	2.435	0	16.991
8714201900	Castors of a dia(incl. tyres) > 250 mmthat the wheel width > 30 mm	47	18.032	435	92.658
8714209000	Other parts of carriages for disabledpersons	104	43.997	1.147	110.972
8714911000	Frames & forks for bicycles of subhead8712.00.20	73.705	727.043	99.613	1.008.086
8714919000	Oth parts of forks	476.053	3.411.396	2.222.661	15.303.831
8714921000	Wheel rims and spokes for bicycles ofsubheading 8712.00.20	24.636	190.052	31.385	239.461
8714929000	Other wheel rims and spokes	431.641	2.656.856	1.308.381	8.564.915

I.3. IMPOR MENURUT KOMODITI / IMPORT BY HS COMMODITY
*****DESEMBER / DECEMBER 2009 *****

H S	Uraian Komoditi Commodity Description	Berat Bersih / Net Weight (Kg)		Nilai / Value C.I.F (US\$)	
		Bulan ini Current Month	Kumulatif Cum.Jan. to date	Bulan ini Current Month	Kumulatif Cum.Jan. to date
8714931000	Hubs,(exlc coaster brake hub, hub brake,free/sprocket-wheel), bicycle	37.992	189.976	113.755	409.135
8714939000	Oth hub, (exlc coaster braking hub, hubbrake, free/sprocket-wheel)	182.868	1.516.937	787.723	5.571.442
8714941000	Brakes,(incl coast brake hub,hub brake)for bicycles of subheading	65.928	552.896	86.240	545.722
8714949000	Oth brakes, (incl coaster braking hubs,hub brakes)	260.787	2.766.819	1.145.253	12.889.557
8714951000	Saddles for bicycles of subhd	42.366	222.197	47.234	209.167
8714959000	Other saddles	120.538	1.146.267	336.909	2.458.563
8714961000	Pedals and crank-gear,& parts thrf orbicycles of subheading	14.662	135.206	12.292	80.013
8714969000	Other pedals and crank-gear,& parts thrf	181.129	1.702.806	478.441	4.939.793
8714991000	Parts & accessories of bicycle of subhd	1.099.931	6.520.193	7.863.264	46.340.338
8714999000	Parts & accessories of vehicle of head	1.216.664	11.343.692	3.155.082	38.083.683
8715000000	Baby carriages, trailers, semi-trailers,oth vhcl, not mechanically propel;& part	150.062	1.819.183	306.075	3.912.027
8716100000	Trailers & semi-trailers of the caravantype, for housing/camping	0	1	0	2
8716200000	Self-loading/self-unloading trailers &semi-trailers for agricultural purposes	8	3.832	23	21.060
8716310000	Tanker trailers,tanker semi-trailers forthe transport of goods	48.000	620.282	466.248	4.359.403
8716394000	Agricultural trailers and semi-trailers	0	456.639	0	2.130.119
8716399000	Other trailers and semi-trailers for thetransport of goods	38.842	855.837	696.100	4.406.762
8716400000	Other trailers and semi-trailers	175.916	1.678.370	229.755	3.795.697
8716801000	Cart,wagon,sack truck,hand trolleys &similar hand-propelled vhcl used in fact	45.782	367.225	77.247	883.488
8716802000	Wheelbarrows a kind used in factory/workshops	132.080	549.274	113.513	486.307
8716809000	Oth vehicles, not mechanically propelled	61.490	568.453	140.920	1.971.599
8716901100	Wheels for trailers and semi-trailers	229.487	1.574.524	296.114	2.183.952
8716901300	Other parts for goods of subheading	15.150	184.687	37.003	430.097
8716901900	Other parts for trailers, semi-trailers	237.512	1.865.481	923.570	7.812.152
8716909100	Parts for goods of subhead	85.527	508.133	68.478	570.520
8716909900	Other parts for other vehicles	105.021	1.686.922	245.144	3.806.730
8801000000	Balloon,dirigibles,glider, hang glidersand other non-powered aircraft.	184	297	934	27.284
8802110000	Helicopters of an unladen weight <=2,000 kg	0	2.420	0	12.974.274
8802120000	Helicopters of an unladen weight >2,000 kg	4.468	9.677	8.363.473	13.091.155
8802201000	Aeroplanes of an unladen weight<= 2,000 kg	1.724	58.394	155.000	4.099.625
8802209000	Other aircraft of an unladen weight,<= 2,000 kg	0	4.160	0	1.521.165
8802301000	Aeroplane of an unladen weight >2,000 kgand <= 15,000 kg	0	74.646	0	52.936.804
8802401000	Aeroplanes of an unladen weight> 15,000 kg	626.556	5.876.948	672.083.123	3.039.981.018
8802600000	Spacecraft (including satellites) andsuborbital, spacecraft launch vehicles	0	15.023	0	857.414
8803100000	Propellers, rotors, parts thereof ofheading	14.820	83.106	217.708	3.183.128
8803200000	Under-carriages, parts thereof heading	43	8.490	47.986	556.832
8803300000	Other parts of aeroplanes/helicoptersheading	35.977	318.984	13.857.626	75.369.060
8803901000	Parts of telecommunication satellites	7	38.992	8.684	770.828
8803902000	Parts of balloons, gliders/kites	0	102	0	8.099
8803909000	Other parts of goods of heading	16.596	61.980	10.831.034	34.758.129
8804000000	Parachutes (incl dirigible parachutes,paragliders)&rotocutes,parts,acces thrf	245	15.224	1.875	805.817
8805100000	Aircraft launching gear, part thereof,deck arrestor/similar gear, part thereof	1.568	6.456	33.010	100.597
8805210000	Air combat simulators & parts thereof	0	790	0	160.476
8805291000	Ground flying trainers	0	88	0	3.335
8805299000	Parts of ground flying trainers	28	6.132	81	257.088
8901101000	Cruise ships,excursion boats,ferry-boats of gross tonnage <= 26 ton	0	69	0	893
8901102000	Cruise ships,excursion boats,ferry-boats of gross tonnage>26 but<=250ton	0	2.050.440	0	3.943.734
8901103000	Cruise ships,excursion boats,ferry-boats of gross weight>250 but<=500ton	1.517.000	7.613.000	3.497.729	22.344.592
8901105000	Cruise ships,excurs boats,ferry-boatsof gross tonnage>4000but<=5000	496.000	496.000	279.050	279.050
8901106000	Cruise ships,excursion boats,ferry-boats of gross tonnage > 5000 ton	0	21.809.000	0	18.918.500
8901205000	Tankers of gross tonnage > 4000 but<= 5000 ton	4.773.000	20.251.000	7.114.282	36.060.337
8901206000	Tankers of gross tonnage > 5000 ton	27.274.000	133.343.000	16.350.000	172.357.308
8901305000	Refrigerated vessels, oth than tankersof gross tonnage>4000but<=5000ton	0	699.332	0	262.812
8901306000	Refrigerated vessels, oth than tankersof gross tonnage > 5000 ton	0	1.122.870	0	8.900.000
8901901100	Other vessels, not motorised of grosstonnage <= 26 ton	0	51.271	0	9.000
8901901200	Other vessels, not motorised of grosstonnage > 26 but <= 250 ton	0	6.395.278	0	50.228.176
8901901400	Other vessels, not motorised of grosstonnage > 500 ton	5.252.000	225.029.266	11.562.716	262.035.873
8901902100	Other vessels, motorised of grosstonnage <= 26 ton	0	50.100	0	619.689
8901902200	Other vessels, motorised of grosstonnage > 26 but <= 250 ton	30.594.000	49.260.000	19.568.346	57.633.285
8901902300	Other vessels, motorised of grosstonnage > 250 but <= 500 ton	776.000	18.554.666	282.470	89.624.834
8901902400	Other vessels, motorised of grosstonnage > 500 but <= 4000 ton	5.422.100	57.398.719	2.690.000	535.082.272
8901902500	Other vessels, motorised of grosstonnage > 4000 but <= 5000 ton	0	2.224.550	0	3.315.000
8901902600	Other vessels, motorised of grosstonnage > 5000 ton	48.218.000	310.157.000	78.890.795	402.483.898
8902001100	Fishing vessels of gross tonnage<= 26 ton	0	13.474	0	42.104
8902001300	Fishing vessels of gross tonnage> 40 but <= 100 ton	0	313.810	0	477.980
8902001400	Fishing vessels of gross tonnage> 100 but <= 250 ton	2.612.000	4.205.162	2.615.008	4.062.842
8902001500	Fishing vessels of gross tonnage> 250 but <= 4000 ton	5.204.000	8.884.760	1.360.769	4.863.141
8902001600	Fishing vessels of gross tonnage>4000 ton	0	65	0	12.257
8902009100	Factory ship and Oth vessel for fisheryof gross tonage < 26 ton	0	80.800	0	125.310
8902009600	Factory ships&oth vessels for proc/preserv fishery of gro ton > 4000 ton	0	90.000	0	198.999
8903100000	Yachts&oth vessels for pleasure/sportsrowing boats&canoes, inflatable	8.219	70.938	49.897	485.598
8903910000	Sailboats, with/withoutauxiliary motor, not inflatable	36.000	1.185.460	326.625	122.477.131
8903920000	Motorboats, other than outboard motor,not inflatable	55.000	979.690	150.750	14.062.117

I.3. IMPOR MENURUT KOMODITI / IMPORT BY HS COMMODITY
*****DESEMBER / DECEMBER 2009 *****

H S	Uraian Komoditi Commodity Description	Berat Bersih / Net Weight (Kg)		Nilai / Value C.I.F (US\$)	
		Bulan ini Current Month	Kumulatif Cum.Jan. to date	Bulan ini Current Month	Kumulatif Cum.Jan. to date
8903990000	Other vessels for pleasure/sports;canoes, not inflatable	13.477	102.210	135.410	1.082.865
8904001100	Tugs of gross tonnage <= 26 ton	0	2.026.000	0	14.161.360
8904001900	Tugs of gro tonnage >26 ton, of apower <= 4000 hp	1.049.000	19.226.353	17.474.160	482.600.262
8904002100	Tugs of gro tonnage <26 ton, of apower <= 4000 hp	0	380.525	0	11.692.543
8904002900	Tugs of gro tonnage >26 ton, of apower > 4000 hp	290.000	4.202.000	1.505.706	14.836.086
8905100000	Dredgers	71.636	26.622.021	54.800	28.338.591
8905200000	Floating/submersible drilling/production platforms	80.739	2.220.838	33.165	45.432.213
8905901000	Floating docks of a gro ton > 100 tons	0	2.624.170	0	2.773.004
8905909000	Oth vessels w/navigability of which issubsidiary to their main function	4.825.835	38.013.201	5.976.169	145.765.582
8906100000	Warships	0	3.993	0	22.540
8906901000	Lifeboats oth than rowing boats, othvessels of displacement <= 30 tons	13.524	79.052	82.302	612.672
8906909000	Lifeboats oth than rowing boats, othvessels of displacement > 30 tons	2.755.850	29.898.612	4.992.247	126.270.890
8907100000	Floating structures, inflatable rafts	12.309	408.349	69.064	2.398.388
8907901000	Buoys	14.876	217.781	437.201	1.483.206
8907909000	Other floating structures	301.573	4.332.895	732.798	13.511.406
8908000000	Articles of headings 89.01-89.06imported for breaking up	9	6.620	130	110.818
9001101000	Optical fibres,optical fibre bundles&cables for telecom.&oth electrical use	21.037	271.203	1.248.147	8.348.509
9001109000	Optical fibres, optical fibrebundles&cables for other purpose	8.791	248.681	542.654	9.834.418
9001200000	Sheets&plates of polarising material	0	13.008	0	1.050.617
9001300000	Contact lenses	57.261	843.408	5.314.660	79.885.536
9001400000	Spectacle lenses of glass	3.471	42.004	26.280	138.209
9001500000	Spectacle lenses of other materials	16.428	209.847	283.542	5.471.027
9001901000	Lenses & optic elements for photograpor cinematographic cameras	20.732	112.701	791.379	8.445.201
9001909010	Lenses & prisms forlighthouses/beacons	1.011	19.996	158.512	3.276.042
9001909090	Oth elements of glass not opticallyworked	14.820	99.492	1.285.292	6.462.319
9002111000	Objective lenses for cinematographicprojector	0	23	0	435
9002119000	Objective lenses for cameras & otherprojector	1.765	22.646	57.988	315.935
9002190000	Objective lenses for oth instruments& apparatus	943	19.688	197.697	1.274.971
9002201000	Filters for cinematographic projectors	53	65	502	556
9002202000	Filters for cinematographic cameras,photographic cameras & oth projectors	753	6.735	3.404	58.970
9002203000	Filters for telescopes/microscopes	78	298	794	4.884
9002209000	Filters for oth instruments&apparatus	239	6.933	9.684	1.229.535
9002901000	Lenses&prisms for lighthouses/beacons	22	21.522	826	158.904
9002902000	Lenses&prisms for cinematographicprojectors	0	337	0	41.936
9002903000	Lenses&prisms for cinematographic cam.photographic cameras&oth projectors	3	1.006	874	49.347
9002904000	Lenses&prisms for medical&surgicalinstruments	1	14	20	651
9002909000	Lenses&prisms for oth instruments	1.156	60.433	112.280	6.952.654
9003110000	Frames&mountings for spectacles,goggles of plastics	12.429	150.194	122.206	1.176.842
9003190000	Frames&mountings for spectacles,goggles of other materials	15.114	166.022	134.558	757.156
9003900000	Parts of frames&mountings forspectacles, goggles&the like	10.194	59.822	36.522	385.874
9004100000	Sunglasses	72.253	774.825	457.836	3.561.305
9004901000	Corrective spectacles	10.553	226.049	103.804	1.540.154
9004902000	Corrective goggles	0	2.747	0	8.157
9004905000	Protective goggles	5.102	13.875	16.324	97.384
9004909000	Other spectacles & goggles	117.307	761.281	378.416	2.717.565
9005100000	Binoculars	4.319	26.516	6.623	426.876
9005801000	Astronomical instrumens, excludinginstruments for radio-astronomy	0	1.843	0	12.598
9005809000	Monoculars & oth optical telescopes	10.114	81.923	301.570	806.579
9005901000	Parts&accessories (incl mountings) forastron.cal instr.ex.instrum.f rad. astr	501	1.141	490.516	504.280
9005909000	Parts&accessories (include mountings)for oth optical telescopes	4.084	73.071	9.529	453.156
9006101000	Laser photo plotters	69	664	2.867	7.742
9006109000	Oth cameras of a kind used forpreparing printing plates/cylinders	191	7.208	191.575	507.168
9006300000	Cameras specially design for underwater use for aerial survey, medical,or	0	8.849	0	164.788
9006400000	Instant print cameras	0	41	0	2.992
9006510000	Oth cameras with a slr, for roll filmof a width <= 35 mm	1.580	2.420	3.911	73.288
9006520010	Camr.of a kind used for recording doc.> 35 mm	0	102	0	8.002
9006520090	Other cameras for roll film of a width> 35 mm	0	1.312	0	79.940
9006530010	Cameras of a kind used for rec. doc onmicrofilm, microfiche	0	2	0	630
9006530090	Cameras of oth. a kind used for rec.doc on microfilm, microfiche	0	14.364	0	185.570
9006591000	Lasers photo plotters/imagesetterswith raster image processor	0	187	0	6.428
9006599010	Camr.of a kind used for recording doc.on mic.film, microfiche/oth microforms	0	103	0	6.506
9006599090	Other camera for recording documenton mic.film, microfiche/oth microforms	1.018	2.904	15.579	287.748
9006610000	Discharge lamp ("electronic") flashlight	211	3.929	2.721	26.689
9006690000	Oth photographic flashlight apparatus& flashbulbs	2.037	46.407	3.137	193.745
9006911000	Parts & accessories for laser photoplotters of subhd 9006.10.10	109	109	364	364
9006913000	Parts & accessories for cameras ofsubhead. 9006.40.00 to 9006.53.00	3.225	23.500	6.259	81.008
9006919000	Other parts & accessories for cameras	7.937	99.982	98.247	660.307
9006991000	Parts & accessories for photographicflash-light apparatus	2.276	25.135	1.455.196	6.143.089
9006999000	Parts & accessories not for photograpflash-light apparatus	3.799	75.722	459.766	9.354.190
9007110000	Cinematographic cameras for film ofwidth <16 mm/for double-8 mm film	0	16.656	0	455.731
9007190000	Other cinematographic cameras	294	11.681	7.393	560.166
9007201000	Projectors for film of <16 mm in width	0	2.548	0	73.384

I.3. IMPOR MENURUT KOMODITI / IMPORT BY HS COMMODITY
*****DESEMBER / DECEMBER 2009 *****

H S	Uraian Komoditi Commodity Description	Berat Bersih / Net Weight (Kg)		Nilai / Value C.I.F (US\$)	
		Bulan ini Current Month	Kumulatif Cum.Jan. to date	Bulan ini Current Month	Kumulatif Cum.Jan. to date
9007209000	Oth projectors whether/not incorp.sound recording/reproducing apparatus	377	96.824	27.993	775.678
9007910000	Parts and accessories for cameras	12.583	96.618	138.033	3.082.580
9007920000	Parts and accessories for projectors	3.585	35.577	207.379	2.608.945
9008100000	Slide projectors, oth than cinematographic	0	3.760	0	23.337
9008200000	Microfilm, microfiche/oth m. readers, whether/not capable of prod. copies	0	2.325	0	94.616
9008300000	Other image projectors	2.745	81.737	136.402	595.273
9008401000	Photogr.enlargers&reducers (oth than cinematographic) use in the print industry	0	1.734	0	15.728
9008409000	Other photographic enlargers and reducers (other than cinematographic)	122	3.352	7.229	102.042
9008901000	Parts and accessories of the goods of subheading 9008.20.00	0	95.443	0	4.765.828
9008909000	Parts and accessories of other image projectors	2.126	22.710	18.467	93.497
9010100000	Apparatus and equipment for automatically developing x-ray film	17.672	135.879	104.742	807.493
9010501000	App. for the projec./drawing of circ.patt.on sensit.substrates for mk of PCB	0	8.383	0	94.110
9010509000	Oth app&equip for p.grap (including cinematographic); negatoscopes	84	22.212	875	577.527
9010600000	Projection screens of 300 inches or more	72.787	594.478	215.278	1.547.867
9010901000	Parts&acc. for projection screens, for articles of subheading 9010.10	772	5.147	2.485	13.570
9010909000	Parts & acc.of oth apparatus&equip for photographic laboratories	4.748	85.722	10.971	424.926
9011100000	Stereoscopic microscopes	1.597	10.650	237.370	477.512
9011200000	Other microscopes, for photomicrographic cinematography/microproject	8.160	45.717	469.312	2.687.639
9011800000	Other microscopes	15.645	81.493	293.669	1.699.527
9011900000	Parts and accessories of stereoscopic microscope	1.280	43.788	662.135	830.729
9012100000	Microscopes oth than optical microscopediffraction apparatus	1.529	51.522	288.943	2.563.407
9012900000	Parts and accessories for microscope	1	8.618	10	126.941
9013100000	Telescopic sights for fitting to armsperiscopes; telescopes design to form	45	2.549	4.529	482.314
9013200000	Lasers, other than laser diodes	0	8.775	0	155.763
9013801000	Optical error verifications&repair app for PCB/PWBs&PCAs	199	8.404	3.720	740.374
9013802000	Liquid crystal devices	3.689	57.179	560.619	2.948.474
9013809000	Other devices, appliances&instruments of other optical appliances	11.212	103.057	735.546	6.719.991
9013901000	Parts & accessories of goods of subheading 9013.20.00	63	832	8.502	102.291
9013903000	Parts & acc.of goods of sub head.9013.10.00/9013.80.00	0	83	0	4.216
9013904000	Parts&acc.of optic error verification&repair app for PCB/PWBs&PCAs	3	21	135	1.856
9013909000	Parts&accessories of other goods of subheading 90.13	8	408	1.179	24.184
9014100000	Direction finding compasses	17.722	277.051	42.430	1.661.766
9014200000	Instrum.&appl.for aeronautical/spacenavigation (other than compasses)	7	10.426	40.537	443.515
9014801000	Navig'nal instrum.&appl.used on ships, work with an automatic data processor	59.864	81.202	1.351.107	1.608.922
9014809000	Other navigational instruments&appliances	2.703	125.774	14.394	3.919.014
9014901000	Parts&acc.of ships navig'nal instrumwork with an automatic data process.	76	1.994	51.838	106.418
9014909000	Parts&accessories of oth navigational instruments&appliances	1.682	202.961	147.221	5.728.701
9015101000	Rangefinders used in photography&cinematography	1	233	101	4.693
9015109000	Other rangefinders	6.069	117.176	12.151	1.228.143
9015200000	Theodolites and tachymeters (tachymeters)	1.346	28.031	43.942	599.145
9015300000	Levels [measuring higher of ground]	3.587	75.563	12.033	357.149
9015400000	Photogrammetrical surveying instruments & appliances	786	81.311	67.682	1.292.911
9015801000	Radio sonde and radio wind apparatus	0	9.112	0	372.599
9015809000	Other instruments&appliances for surveying	45.065	647.864	4.521.058	45.443.403
9015900000	Parts&accessories of surveying instruments and appliances	171.947	1.093.900	3.805.789	43.516.324
9016001000	Balances of a sens'vity of 5cg/better, w/without their weights, electronic	2.487	41.965	39.001	910.333
9016009000	Balances of a sens'vity of 5cg/better, w/without their weights, not electronic	9.255	132.945	206.503	1.172.784
9017101000	Plotters whether i/o units of h 84.71 or drawing/drafting of head 90.17	2.470	9.900	2.779	71.481
9017109000	Other drafting tables & machines, whether/not automatic	13.251	109.599	38.167	301.459
9017201000	Rulers	14.843	308.905	25.524	558.880
9017203000	App.for the project/drawing of circ.patt.on sens'zed subs's for mfc.of PCB	94	6.423	4.657	81.756
9017204000	Photo plotters for the manufacture of PCB/PWBs	0	21	0	1.045
9017205000	Plotters whether i/o units of h 84.71/drawing/drafting machines of h 90.17	0	1.149	0	1.950
9017209000	Other drawing, marking-out/mathematical calculating instruments	26.139	252.208	85.463	621.035
9017300000	Micrometers, callipers and gauges	25.006	560.997	576.689	5.478.284
9017800000	Other instruments micrometers callipers&gauges	149.986	1.589.676	519.245	4.851.884
9017902000	Parts&acc.of app.for the project/drwgof circ.patt.on sens.subs'tes for PCB	0	823	0	26.346
9017903000	Parts&acc.of photo plotters for the manufac. of PCB/PWBs	0	400	0	2.385
9017904000	Parts&acc.incl.PCA of plotters whether i/o units of head 84.71/of head 90.17	7	1.174	3.112	6.049
9017909000	Parts and accessories of other instruments	5.707	42.762	37.420	559.250
9018100000	Electro-cardiographs	1.383	25.192	197.199	1.253.277
9018120000	Ultrasonic scanning apparatus	3.592	34.916	704.793	5.611.303
9018130000	Magnetic resonance imaging apparatus	18.191	84.284	307.728	4.360.834
9018140000	Scintigraphic apparatus	4.377	4.962	133.081	258.277
9018190000	Other electro-diagnostic apparatus	65.495	629.269	3.830.312	29.046.662
9018200000	Ultra-violet/infra-red ray apparatus	4.619	47.848	80.793	1.537.895
9018311000	Disposable syringes	63.850	1.082.104	345.384	7.523.045
9018319000	Other syringes, with/without needles	41.336	512.742	463.471	6.195.296
9018320000	Tubular metal needles and needles for sutures	23.185	582.933	319.526	5.616.178
9018391000	Oth. catheters	2.933	85.751	78.506	2.493.926
9018392000	Oth.tubular metal needles and needles for sutures	4.849	56.181	81.619	1.257.863
9018399000	Other instruments and appliances, used in dental science	222.338	3.142.356	2.240.120	25.781.165

I.3. IMPOR MENURUT KOMODITI / IMPORT BY HS COMMODITY
*****DESEMBER / DECEMBER 2009 *****

H S	Uraian Komoditi Commodity Description	Berat Bersih / Net Weight (Kg)		Nilai / Value C.I.F (US\$)	
		Bulan ini Current Month	Kumulatif Cum.Jan. to date	Bulan ini Current Month	Kumulatif Cum.Jan. to date
9018410000	Dental drill eng.,whether/not comb.on a single bs with oth dental equip.	3.230	4.556	27.360	115.776
9018490000	Oth.dental drill eng.,whether/not comb.on a single bs with oth dental equip.	13.222	106.514	247.519	771.775
9018500000	Other ophthalmicinstruments&appliances	2.195	17.702	130.670	1.385.558
9018902000	Intravenous administration set (adult)	3.210	55.283	143.529	1.430.031
9018903000	Electronic instruments and appliances	25.802	108.655	1.044.524	5.900.603
9018909000	Other instruments&appliances inmedical	316.087	3.533.808	6.046.486	51.502.497
9019101000	Electr. mechano-therapy appl.massageapparatus	110.379	526.913	1.375.114	7.373.614
9019109000	Oth. electr. mechano-therapy appl.message app.	57.451	277.642	253.630	2.086.752
9019200000	Ozone therapy,oxygen therapy, aerosoltherapy, artificial respiration/other	14.114	136.331	313.375	2.139.870
9020000000	Oth breathing appl.&gas masks, excl.protec.masks having neith. mech'l part	234.394	518.455	722.855	6.111.195
9021100000	Orthopaedic/fracture appliances	17.786	146.246	64.496	922.905
9021210000	Artificial teeth	0	1.664	0	88.982
9021290000	Other artificial teeth	5	668	103	37.747
9021310000	Artificial joints	0	51	0	26.432
9021390000	Other artificial joints	0	1.484	0	71.996
9021400000	Hearing aids, excluding parts andaccessories	241	3.251	149.307	2.323.503
9021500000	Pacemakers for stimulating heartmuscles,excluding parts&accessories	662	817	75.252	221.936
9021900000	Oth appl.which are worn/carried/implanin the body,to comp'ate for a defect	13.129	175.119	13.391.921	97.238.387
9022120000	Computed tomography apparatus	26.742	127.588	2.628.585	9.666.407
9022130000	Oth. computed tomography apparatusfor dental use	10	11.352	28	391.233
9022140000	Oth. computed tomography apparatusfor medical, surgical/veterinary uses	71.439	220.255	3.671.238	10.806.056
9022191000	X-ray app for the physical inspectionof solder joints on PCB/PWB assemblies	72	27.949	20.900	896.524
9022199000	X-ray apparatus for other uses	33.840	128.778	1.358.102	4.292.199
9022210000	Alpha,beta/gamma radiations app formedic.surgical,dental/veterinary uses	15.326	80.891	1.515.332	3.246.326
9022290000	Alpha, beta/gamma radiationsapparatus for other uses	2.340	10.899	140.509	807.640
9022300000	X-ray tubes for medical, surgical,/veterinary uses	2.146	7.845	198.788	1.642.847
9022901000	Parts&acc.of x-ray app f the physicalinspec.of solder joints on PCAs	1.960	5.866	46.080	62.198
9022909000	Parts & accessories for other x-ray,alpha,beta/gamma radiations apparatus	25.710	83.482	545.738	3.049.769
9023000000	Instrum. app.&models,for demonstra'nalpurp.(exam. in education/exhibitions)	23.613	424.427	4.511.595	42.555.344
9024101000	Machines and appliances for testingmetals, electrically operated	8.552	119.774	146.303	5.558.233
9024109000	Machines and appliances for testingmetals, non-electrically operated	10.021	532.266	89.817	1.453.198
9024801000	Machines & appliances for testingother material, electrically operated	19.529	75.926	711.362	3.904.895
9024809000	Machines &appliances for testing othermaterial, non-electrically operated	4.800	163.983	196.527	3.882.371
9024901000	Parts&acc. for elec. operated machinesand appliances for testing materials	6.034	43.574	721.606	2.998.282
9024902000	Parts&acc.for non-elect'ly operatedmachines&appl. for testing materials	831	9.045	32.609	636.411
9025110000	Thermometers&pyrometers not combinedwith oth instruments, liquid filled	13.901	125.078	159.039	893.858
9025191000	Thermometers&pyrometers not combinedwith oth instruments, electrical	12.068	250.911	217.747	9.840.032
9025192000	Thermometers&pyrometers not combinedwith oth instruments, non electrical	8.522	64.988	378.476	1.849.096
9025801000	Temperature gauges for motor vehicles	3.520	25.431	25.829	313.473
9025802000	Oth. temperature gauges for motor vehic.electrical	16.218	113.276	226.426	3.512.636
9025803000	Oth. temperature gauges for motor vehic.non electrical	4.245	62.763	60.731	905.788
9025901000	Parts and accessories for electricallyoperated instruments	1.042	56.601	71.794	1.012.366
9025902000	Parts & accessories for non-electrically operated instruments	829	13.521	16.799	538.449
9026101000	Level gauges for motor vehicleselectrically operated	7.977	320.630	339.153	2.133.968
9026102000	Level gauges for motor vehicles notelectrically operated	8.957	127.463	98.851	1.163.539
9026103000	Oth measur/checking the flow/level ofliquids instrum.,elec.oprt	39.588	512.953	12.199.301	25.888.494
9026109000	Oth measur/checking the flow/level ofliquids instrum.,not elec.op	15.407	296.655	671.782	5.857.568
9026201000	Pressure gauges for motor vehicles,electrically operated	15.103	128.429	332.107	2.220.152
9026202000	Pressure gauges for motor vehicles,not electrically operated	7.398	86.372	169.023	811.102
9026203000	Other measuring/checking pressureinstruments, electrically operated	26.641	533.248	806.537	13.592.887
9026204000	Other measuring/checking pressureinstruments, not electrically operated	91.381	270.387	506.950	3.345.335
9026801000	Oth instruments/app. for measuring, electrically operated	29.573	630.400	1.179.968	17.038.436
9026802000	Oth instruments/app. for measuring,not electrically operated	44.250	575.079	326.585	5.190.717
9026901000	Parts&acc. for electrically operatedinstruments and apparatus	34.331	296.546	2.122.753	14.388.225
9026902000	Parts&acc.for nn-electrically operatedinstruments and apparatus	11.844	185.564	256.410	6.050.980
9027101000	Gas/smoke analysis apparatus,electrically operated	2.894	339.825	328.806	5.039.580
9027102000	Gas/smoke analysis apparatusnot electrically operated	325	35.679	27.231	791.767
9027201000	Chromatographs&elektrophoresis instrum, electrically operated	1.930	65.876	220.615	9.085.787
9027202000	Chromatographs&elektrophoresis instrum, not electrically operated	1.014	12.785	52.542	515.979
9027301000	Spectrometers,sp.photometers&sp.graphsuse optic radiat,elect'ly operated	2.341	44.164	376.445	3.618.439
9027302000	Spectrometers,sp.photometers&sp.graphsuse optic radiat,nt-elect'ly operated	3.657	25.813	199.846	1.459.485
9027501000	Oth instrum.&app.using optic radiat'ns(uv, visible, ir), elect'ly operated	15.212	62.523	818.242	6.540.026
9027502000	Oth instrum.&app.using optic radiat'ns(uv,visible,ir),not-elect'ly operated	638	18.268	122.556	1.559.500
9027801000	Exposure meters	1.019	8.687	145.163	707.148
9027802000	Coagulometers	468	14.731	137.448	2.053.662
9027803000	Other instruments and apparatuselectrically operated	14.860	528.687	1.319.366	11.206.947
9027804000	Other instruments and apparatusnot electrically operated	1.098	77.346	250.622	3.934.242
9027901000	Parts&acc.includg PCA of h 90.27,othfor gas/smoke analysis app.µtomes	537	31.563	143.330	1.447.487
9027909100	Parts&acc. of gas/smoke analysis app.and microtomes, electrically operated	1.974	16.989	141.286	1.039.142
9027909900	Parts&acc. of gas/smoke analysis app.µtomes,not-electrically operated	37.225	226.585	743.062	5.565.464
9028101000	Gas meters of a kind mounted in gascontainers	308	51.318	16.161	568.897
9028109000	Other gas meters of kind mountedin gas containers	82.772	190.344	162.592	2.194.640

I.3. IMPOR MENURUT KOMODITI / IMPORT BY HS COMMODITY
*****DESEMBER / DECEMBER 2009 *****

H S	Uraian Komoditi Commodity Description	Berat Bersih / Net Weight (Kg)		Nilai / Value C.I.F (US\$)	
		Bulan ini Current Month	Kumulatif Cum.Jan. to date	Bulan ini Current Month	Kumulatif Cum.Jan. to date
9028201000	Totalizing water meters	16.051	893.819	119.125	2.778.193
9028209000	Other liquid meters	41.245	195.322	163.935	2.222.634
9028301000	Kilowatt hour meters	13.877	319.479	454.280	8.559.673
9028309000	Other electricity meters	41.271	427.801	619.098	5.826.384
9028901000	Water meter housings/bodies	0	47.302	0	453.311
9028909000	Oth parts&accessories of gas, liquid/electricity supply/production meters	82.613	2.645.306	1.398.101	24.477.075
9029102000	Taximeters	4	7.977	100	79.194
9029109000	Mileometers, pedometers and the like	3.089	62.657	101.979	995.798
9029201000	Speedometer for motor vehicles	62.627	697.915	636.181	6.706.576
9029202000	Tachometers for motor vehicles	58.785	256.258	490.033	2.865.782
9029209000	Oth speed indicators&tachometers;stroboscopes	54.738	458.489	1.564.391	12.615.963
9029901000	Parts&acc.of goods of sub h 9029.10/of stroboscopes of subheading 9029.20	45.013	679.794	808.259	7.738.762
9029902000	Parts and accessories of goods of subheading 9029.20	100.278	1.091.271	2.724.875	27.769.309
9030100000	Instruments & apparatus for measuring/detecting ionising radiations	5.579	84.167	424.389	4.128.063
9030200000	Cathode-ray oscilloscopes &cathode-ray oscillographs	2.509	70.962	229.208	1.925.367
9030310000	Multimeters without a recording device	17.526	170.928	87.598	1.288.651
9030320000	Multimeters with a recording device	3.288	18.753	34.175	266.309
9030331000	Instruments and apparatus for measuring/check voltage without a rec. device	717	33.323	31.369	2.773.832
9030332000	Impedance-measuring instruments and apparatus designed to provide visual	522	10.517	59.081	480.806
9030333000	Ammeters and voltmeters for motor vehicles	629	22.948	6.246	196.113
9030339000	Oth instr&app for measg/check.voltagecurr.resist./power,w/o record. device	24.449	342.704	500.535	3.790.488
9030390000	Other heading 90.30 with a recording device	7.654	122.267	469.632	4.567.800
9030400000	Other instruments and apparatus, designed for telecommunications	1.659	57.560	1.335.099	4.967.314
9030821000	Wafer probers	220	629	302	20.967
9030829000	Oth instrum.&app.for measuring/checking semiconductor wafers/devices	1.857	59.956	234.640	2.258.126
9030841000	Instruments & app., with a recording for measure, check electrical quantities	1.769	31.502	125.488	4.926.433
9030849000	Oth instru. and app., with a recording for measure, check electrical quantities	60	7.876	40.332	759.685
9030891000	Instru.&app.s.w/o recording device for goods other than subheading 9030.39	93	3.827	12.822	112.634
9030899000	Other instruments & apparatus, without recording device	6.096	108.843	519.169	4.454.325
9030901000	Parts&accessories including PCA of goods of subhead 9030.40&9030.82	3.472	28.888	1.143.506	2.245.467
9030902000	Parts&acc. of instrum.&app for measure/check elect'al quantities on PCB&PCAs	352	11.934	109.737	1.505.476
9030903000	Parts&acc.of optical instrum.&appl.for measuring/checking PCB/PWBs&PCAs	488	2.662	192.338	778.786
9030909000	Other parts&accessories of goods of head 90.30	17.168	222.950	519.317	15.851.774
9031101000	Machines for balancing mechanical parts, electrically operated	28.841	415.328	823.872	7.041.526
9031102000	Machines for balancing mechanical parts, not electrically operated	16.814	107.824	94.762	524.429
9031201000	Test benches, electrically operated	1.798	146.052	106.000	3.407.699
9031202000	Test benches, not electrically operated	4.490	62.347	30.793	287.550
9031410000	Oth optical instrum.&appl.for inspec.s.cond.wafers/devices/p.masks/reticles	2.210	29.165	109.399	1.192.072
9031491000	Optic' instrum&appl.for measur surface particulate contamn. on s.cond. wafers	1.754	5.945	26.358	1.070.375
9031492000	Optical error verification&repair app.for PCB/PWBs and PCAs	0	30	0	659
9031493000	Optical instrum.&appl. for measuring/checking PCB/PWBs&PCAs	294	20.525	119.568	390.886
9031499000	Other optical instruments and appliances for other purposes	3.462	248.557	142.289	7.153.182
9031801100	Cable test equipment, electrically operated	14.727	163.478	319.774	4.564.350
9031801900	Cable test equipment, not electrically operated	223	15.159	7.231	444.019
9031809200	Other instruments, appliances&machines of head 90.31, electrically operated	68.661	771.666	2.893.565	27.499.957
9031809900	Other instruments, appl.&machines of head 90.31, not electrically operated	14.658	244.329	755.936	9.549.704
9031901100	Parts&acc.incl.PCA of optical instrum.&appl. for inspecting s.cond. wafers	1.164	28.183	37.893	1.779.847
9031901200	Parts&acc.of optical error verific.&repair app.for PCB/PWBs&PCAs	2	2.010	40	43.018
9031901300	Parts&acc.of optic. microscopes fitted w/equip.for hand&trans.of s.cond wafer	0	276	0	62.553
9031901900	Parts&accessories for other electrically operated equipment	7.988	112.154	1.423.893	6.983.795
9031902000	Parts&accessories for non-electrically operated equipment	12.410	76.155	142.365	1.128.764
9032101000	Thermostats, electrically operated	83.805	791.666	917.830	7.583.222
9032102000	Thermostats, not electrically operated	7.052	180.353	87.175	805.942
9032201000	Manostats, electrically operated	757	9.821	49.792	384.443
9032202000	Manostats, not electrically operated	1.147	30.788	12.918	151.990
9032810000	Hydraulic/pneumatic regulating/ctrling instruments and apparatus	19.553	406.447	472.408	3.415.851
9032891000	Instru.&app.fitt.with an automatic data process.mach. for controll the popul.	5.549	58.210	63.508	2.309.331
9032892000	Automatic instrum.&app.for controlling chem./electro-chem.solutions in PCA/PWB	341	4.023	45.128	362.477
9032893100	Automatic regulating voltage units (stabilizers)	161.938	1.272.403	481.004	3.249.863
9032893900	Oth automatic regulating/controlling instrum.&app., electrically operated	37.099	784.904	1.255.804	13.450.041
9032899000	Oth automatic regulating/controlling instrum.&app. not electrically operated	145.146	1.865.054	2.710.240	33.657.305
9032901000	Parts and accessories of goods of subheading 9032.89.10	160	609	7.642	167.813
9032902000	Parts and accessories of goods of subheading 9032.89.20	0	12.019	0	71.210
9032903000	Parts and accessories of other goods, electrically operated	15.938	148.162	313.133	2.757.124
9032909000	Parts and accessories of other goods, not electrically operated	52.891	425.046	771.952	8.379.988
9033001000	Parts&acc. for machines, appl., instrum. of chapter 90 for elect'ly operated	29.520	267.293	899.028	8.744.960
9033002000	Parts&acc. for mach.appl.,instrum.of chap. 90 for not electrically operated	19.609	536.828	391.053	4.317.901
9101110000	Elec'ly wrist-watches, whether/not with a stop watch fac'ty, w/ mech. display only	6.791	21.693	199.463	1.683.608
9101190000	Elec'ly wrist-watches, whether/not with a stop watch facility, with oth display	546	19.797	41.214	897.525
9101210000	Other wrist-watches, whether/not with a stop-watch fac'ty, w/ automatic winding	324	903	3.161	26.935
9101290000	Oth wrist-watches, whether/not with a stop-watch fac'ty, w/ non auto. winding	2.282	4.688	25.393	144.261
9101910000	Other wrist-watches, electrically operated	1.061	1.858	32.765	67.939

I.3. IMPOR MENURUT KOMODITI / IMPORT BY HS COMMODITY
*****DESEMBER / DECEMBER 2009 *****

H S	Uraian Komoditi Commodity Description	Berat Bersih / Net Weight (Kg)		Nilai / Value C.I.F (US\$)	
		Bulan ini Current Month	Kumulatif Cum.Jan. to date	Bulan ini Current Month	Kumulatif Cum.Jan. to date
9101990000	Other wrist-watches, not electrically operated	7.154	51.409	57.420	292.977
9102110000	Elec'ly wrist-watches oth head 91.01,wh'er/not w astop.w. fact,w/mech.dspl	2.117	40.899	194.287	2.015.596
9102120000	Elec'ly wrist-watches oth head 91.01,w/nw a s.watch fac'ty,w op-elec.displ	770	5.491	24.661	197.813
9102190000	Elec'ly wrist-watches othh91.0,whether/not w/astopwatch fact,w/oth display	37.894	418.990	281.068	3.020.321
9102210000	Oth wrist-watches oth h91.01, whether/nt with a s.watch fac'ty,w/autom.wndg	24.079	205.293	93.268	784.253
9102290000	Oth wrist-watches oth h91.01, whether/nt w/a s.watch fac'ty,w/n.autom.wndg	29.715	424.942	280.629	2.519.826
9102911000	Stop-watches, electrically operated	164	7.655	926	22.476
9102919000	Other wrist-watches oth head 91.01,electrically operated	14.564	147.308	33.582	430.244
9102990000	Other wrist-watches oth head 91.02,electrically operated	57.956	607.660	213.717	2.250.199
9103100000	Clocks with watch movements, excludingclocks ofh91.04.,electrically operated	1	872	8	2.150
9103900000	Clocks with watch movements, excludingclocks ofh91.04.,not elec'ly operated	276	11.715	4.803	43.456
9104001000	Instrument panel clocks & clocks of asimilar type, for vehicles	4.159	34.939	193.917	2.147.794
9104002000	Instrument panel clocks & clocks of asimilar type, for aircraft	0	1	0	1.767
9104003000	Instrument panel clocks & clocks of asimilar type, for vessels	88	152	232	539
9104009000	Instrument panel clocks & clocks of asimilar type, for spacecraft	0	869	0	2.159
9105110000	Alarm clocks, electrically operated	6.666	59.133	4.025	269.147
9105190000	Alarm clocks,not electrically operated	155.241	393.934	132.641	771.910
9105210000	Wall clocks, electrically operated	8.538	91.861	29.540	376.293
9105290000	Wall clocks, not electrically operated	29.953	295.118	171.216	1.236.640
9105910020	Public clocks for building; clocks forcentralised electric clock systems	0	36	0	2.880
9105910090	Oth. Clocks, electrically operated	2.120	10.511	8.063	65.073
9105990010	Oth. marine and similar chronometers(oth. than clocks of heading 91.04)	0	56	0	843
9105990090	Oth. Clocks, not electrically operated	13.329	49.096	37.458	187.497
9106100000	Time-registers; time-recorders	5.434	133.454	47.373	800.654
9106900000	Oth time record.&intervals of time appw/clock/watch move./with synchron.mtr	20.715	175.526	162.201	1.600.297
9107000000	Time switches with clock/watchmovement/with synchronous motor.	14.883	116.783	133.672	1.370.883
9108110000	Watch move., comp.&assem. with mech.display only, electrically operated	0	126	0	173
9108120000	Watch movements,comp.&assem.with opto-elect'nic display only, elect'ly oprtd	0	2	0	35
9108190000	Other watch movements, complete &assembled, electrically operated	0	155.555	0	9.601.902
9108200000	Watch move., comp.&assem. with mech.-with automatic winding	0	22	0	2.455
9108900000	Other watch movements, complete &assembled, not electrically operated	6	747	813	42.676
9109110000	Clock movements of alarm clocks,compl.and assembled, electrically operated	70	12.032	443	39.797
9109190000	Clock movements of oth clocks, compl.&assembled, electrically operated	6.281	61.020	24.200	204.676
9109900000	Clock movements, complete andassembled, not electrically operated	305	59.743	9.134	161.245
9110110000	Complete movements, unassem./partlyassem.(movement sets) of watches	2.990	101.678	38.049	655.498
9110190000	Rough movements of watches	0	2.571	0	893
9110900000	Oth. compl/incomplete movements,unassem.or assembled (movement sets) of cl	1.098	52.200	3.485	226.931
9111100000	Watch cases of precious metal/ofmetal clad with precious metal	0	1	0	1
9111200000	Watch cases of base metal, whetheror not gold/silver-plated	1.219	23.146	3.184	75.461
9111800000	Other watch cases	1.870	41.933	5.666	205.137
9111900000	Parts of watch cases	2.805	28.849	11.210	78.402
9112200000	Clock cases and cases of a similartype for other goods of this chapter	7.033	15.873	2.993	292.934
9112900000	Part of clock cases&cases of a similartype for other goods of this chapter	568	3.254	1.909	20.447
9113100000	Watchstraps,watch band&watch braceletsof precious mtl/of mtl clad w/prec.mtl	0	11	0	14.261
9113200000	Watchstraps,watch bands& bracelets,of base metal,wheth/nt gold/s plated	4.427	18.568	10.090	69.213
9113900000	Other watchstraps, watch bands &watch bracelets	6.598	86.319	58.721	496.641
9114100000	Springs, including hair-springs ofclock/watch	29	1.049	1.652	6.000
9114200000	Jewels of clock/watch	0	4.073	0	6.583
9114300000	Dials of clock/watch	153	9.649	640	25.638
9114400000	Plates and bridges of clock/watch	0	6.555	0	10.690
9114900000	Other parts of clock/watch	6.870	155.567	35.480	512.319
9201100000	Upright pianos	19.518	282.743	42.260	1.482.436
9201200000	Grand pianos	10.190	93.403	124.909	833.774
9201900000	Oth pianos,including automatic pianos;harpichords&oth keybrd string.instr.	23.484	376.693	34.172	735.347
9202100000	String musical instruments playedw/a bow	7.962	34.457	71.199	295.656
9202900000	Other string musical instrumentsplayed	9.943	219.313	99.129	1.591.403
9205100000	Brass-wind instruments	622	21.080	4.730	161.693
9205901000	Keyboard pipe organ; harmonium & similarkeyboard instrum with free metal reeds	29.714	78.992	29.716	485.082
9205909000	Oth. keyboard pipe organs, harmoniumswith free metal reeds	61.529	341.918	116.974	1.215.435
9206000000	Percussion musical instruments(forex, drm,xylophones,cymbals,castanets)	67.367	717.719	294.740	2.845.116
9207100000	Keyboard instruments, other thanaccordions	15.757	204.890	186.157	2.069.025
9207900000	Oth musical instruments,the sound isproduc/must be amplified,electrically	3.311	182.840	26.114	983.278
9208100000	Musical boxes	7.242	68.647	63.283	395.167
9208901000	Decoy calls, call horns &other mouthblown sound signalling instruments	1.292	9.819	2.492	19.208
9208909000	Oth musical instruments not fallingwithin any oth heading of this chapter	2.264	24.433	9.051	262.739
9209300000	Musical instrument strings	21.728	214.815	190.978	2.148.896
9209911000	Strung backs, keyboards and metalframes for upright pianos	193.587	1.463.673	1.315.706	10.340.034
9209919000	Other parts and accessories for pianos	381.089	3.683.075	2.651.988	25.005.508
9209920000	Parts & accessories for the musicalinstruments of heading 92.02	42.556	825.869	443.681	8.032.566
9209940000	Parts & accessories for the musicalinstruments of heading 92.07	69.806	642.844	1.468.663	10.099.923
9209990000	Parts & accessories for other musicalinstruments	41.541	854.294	808.606	25.930.923
9301110000	Artillery weapons (for example, guns,howitzers & mortars), self-propelled	8	27.810	223	6.862.405

I.3. IMPOR MENURUT KOMODITI / IMPORT BY HS COMMODITY
*****DESEMBER / DECEMBER 2009 *****

H S	Uraian Komoditi Commodity Description	Berat Bersih / Net Weight (Kg)		Nilai / Value C.I.F (US\$)	
		Bulan ini Current Month	Kumulatif Cum.Jan. to date	Bulan ini Current Month	Kumulatif Cum.Jan. to date
9301190000	Artillery weapons(for ex.guns,howitzer& mortars), not self-propelled	2.395	23.236	748.989	4.772.418
9301200000	Rocket launchers;flame-throwers;grenadelaunchers; torpedo tub&sim. projectors	0	6.998	0	38.946
9301900000	Oth military weapons,o than revolvers,pistols & the arms of heading 93.07	0	26.421	0	7.441.644
9302000000	Revolvers and pistols, otherthan those of heading 93.03/93.04.	96	3.500	12.502	350.477
9303100000	Muzzle-loading firearms	0	524	0	2.327
9303201000	Hunting shotguns	2	2.445	432	11.600
9303209000	Oth sporting/target-shooting shotguns,including combination shotgun-rifles	0	66	0	15.039
9303309000	Oth sporting/target-shooting rifles	0	269	0	12.867
9303900000	Oth firearms&sim. device which operateby the firing of an explosive charge	0	530	0	29.626
9304009000	Oth arms (for example,spring, air/gasguns&pistols),excl.those of head 93.07	3.205	6.176	322.222	355.882
9305100000	Parts and accessories of revolvers/pistols	102	147	80.771	185.127
9305211000	Shotgun barrels of hunting shotguns,not exceed. 7 kg	393	393	9.103	9.103
9305219000	Shotgun barrels of other shotguns	38	352	3.600	9.878
9305299000	Other parts and accessories of othershotguns	0	26	0	508
9305910000	Parts and accessories of militaryweapons of heading 93.01	0	604	0	192.306
9305999000	Parts and accessories of other arms	0	164	0	7.044
9306210000	Cartridges for shotgun and air gun	10.891	55.622	942.678	4.090.801
9306290000	Parts of cartridges, gun pellets	45	12.878	5.557	917.465
9306301000	Oth cartridges&parts thereof use forrevolvers & pistols of heading 93.02	2	582	1.346	7.547
9306302000	Cartridges for riveting/similar toolsof captive-bolt humane killers and	0	1.362	0	58.598
9306309000	Other cartridges and parts thereof usefor other arms	0	5.203	0	295.487
9306900000	Other cartridges, missiles and similarmunitions of war & parts thereof	11.332	88.979	302.581	15.649.924
9307000000	Swords,cutlasses,bayonets,lances&similar arms&parts thereof &scabbards	0	614	0	7.559
9401100000	Seats of a kind used for aircraft,convertible into beds	1.236	12.002	710	152.250
9401200000	Seats of a kind used for motorvehicles, converti-ble into beds	17.079	111.552	120.863	1.007.768
9401300000	Swivel seats with variable heightadjustment	195.883	2.310.330	593.399	6.571.848
9401400000	Seats other than garden seats/camping	195.158	995.416	515.385	2.464.103
9401510010	Seats of rattan	1.441	105.520	8.918	121.562
9401510090	Other seats of rattan	2.025	35.546	4.017	135.209
9401590000	Other seats of bamboo/rattan	6.314	12.863	2.651	15.840
9401610000	Upholstered	98.027	1.113.905	276.223	3.052.336
9401690000	Other upsholstered	70.763	846.342	150.407	2.034.503
9401710000	Other seats, with metal frames,upholstered	293.172	2.954.859	844.345	8.047.380
9401790000	Other seats, with metal frames, notupholstered	297.200	2.546.142	510.089	4.751.165
9401801000	Baby walkers	11.704	213.479	47.600	511.545
9401809000	Other seats	141.925	1.079.448	408.003	2.460.792
9401901010	Parts of aircraft seats of plastics	21.421	67.035	72.385	339.458
9401901090	Oth parts of aircraft seats of plastics	1.761	9.451	1.853	84.082
9401902000	Parts of baby walkers	0	4.987	0	8.366
9401909100	Parts of seats of goods of subheading9401.20.00/9401.30.00	361.744	2.221.436	2.892.592	15.606.286
9401909910	Oth.of goods of subheading of plastic9401.20/9401.30	40.008	332.272	115.568	830.435
9401909990	Oth.of goods of subheading9401.20/9401.30	420.360	4.853.591	1.890.798	29.074.589
9402101000	Dentists' chairs	39.338	371.154	300.181	3.237.911
9402103000	Barbers' and hairdressers' chairs andparts	19.189	164.108	50.983	443.804
9402109000	Other dentists, hairdressers & barberschairs and part thereof	18.659	115.501	130.287	556.269
9402901000	Furntr.designed for medical,surgical/veterinary surg.purp.&parts thereof	54.683	319.703	610.569	1.973.762
9402909000	Oth. furntr.design for medical,surgical/veterinary surg.purp.&parts thereof	47.020	527.900	569.125	3.749.157
9403100000	Mtl furniture of a kind used in office	153.046	1.467.247	476.353	3.924.188
9403200000	Other metal furniture	774.477	6.642.363	1.185.556	11.448.162
9403300000	Wooden furniture of a kind usedin offices	281.366	3.183.068	328.518	4.447.604
9403400000	Wooden furniture of a kind usedin the kitchen	136.051	887.707	165.715	1.101.852
9403500000	Wooden furniture of a kind usedin the bedroom	577.267	5.891.130	833.038	8.986.195
9403600000	Other wooden furniture	617.945	6.096.115	935.449	8.993.462
9403700000	Furniture of plastics	129.962	1.045.999	196.884	1.456.775
9403810010	Bedroom, dining room/living room sets ofrattan	34	4.730	26	11.106
9403810020	Bedroom, dining room/living room sets ofother materials	1.556	278.320	2.701	361.821
9403810030	Furnt. of plas. of kind used in parksgardens/vestibules	0	5.963	0	6.100
9403810040	Fume cupboards for use in medicallaboratories	0	1.644	0	49.528
9403810090	Other furniture of bamboo or rattan	1	93.931	7	293.032
9403890010	Bedroom, dining room/living roomsets of other materials	49.823	448.251	49.310	565.641
9403890020	Oth furniture of a kind used in parks,garden/vestibules	8.696	157.852	9.511	171.467
9403890030	Fume cupboards for use in medical lab.of cane,osier,bamboo/similar materials	0	31.318	0	79.008
9403890090	Other furniture	129.773	1.696.255	257.516	3.187.887
9403900000	Parts of other furniture	356.188	3.661.487	1.383.054	6.736.382
9404100000	Mattress supports	2.408	40.085	10.897	108.715
9404210000	Mattresses of cell. rubber/plastics,whether/not covered	24.603	191.940	74.099	702.459
9404291000	Mattress springs of other materials	37.874	161.332	213.469	605.548
9404292000	Mattress of hyperthermia/hyphothermiatype of other materials	0	1	0	5.900
9404299000	Other mattress of other materials	78.095	1.039.335	56.095	713.798
9404300000	Sleeping bags	1.077	19.260	2.450	105.542
9404901000	Quilts, bedspreads and mattressprotectors	487	65.859	15.060	472.260
9404909000	Other articles of bedding and similarfurnishing	16.341	350.375	103.643	1.728.250

I.3. IMPOR MENURUT KOMODITI / IMPORT BY HS COMMODITY
*****DESEMBER / DECEMBER 2009 *****

H S	Uraian Komoditi Commodity Description	Berat Bersih / Net Weight (Kg)		Nilai / Value C.I.F (US\$)	
		Bulan ini Current Month	Kumulatif Cum.Jan. to date	Bulan ini Current Month	Kumulatif Cum.Jan. to date
9405102000	Surgical lamps of ceiling/walllighting fittings	2.325	11.577	32.370	168.094
9405103000	Spotlights of ceiling/wall lightingfittings	52.491	531.359	411.815	2.883.875
9405109000	Oth chandeliers&oth elec ceiling/walllight.fittng,exc.of apublic spac.light	264.412	3.612.122	1.479.538	15.904.775
9405201000	Surgical lamps of electric table,desk,bedside/floor-standing lamps	1.719	2.231	92.783	134.520
9405209010	Elect. table of spotlights	8.334	115.656	33.074	277.545
9405209090	Oth. elect. table, desk	204.378	2.338.132	645.297	8.149.764
9405300000	Lighting sets of a kind used forchristmas trees	34.648	179.044	38.794	358.421
9405401000	Surgical lamps, incl. operat lights;pilot lamp assem for elec.-thermic dom	2.115	10.223	59.505	219.234
9405402000	Searchlights	5.460	15.353	14.337	35.047
9405404000	Oth. electr. lamps of spotlights	37.239	331.803	702.228	2.038.432
9405405000	Street lamps/lanterns	9.384	273.880	83.611	1.709.313
9405406000	Other exterior lighting, other thanstreet lamps/lanterns	7.613	164.347	112.919	1.692.204
9405407000	Non-flashing aerodrome beacons;lampsfor railwayloc.aircraft,ships ofbs mtl	36.996	123.768	154.396	460.053
9405408000	Pilot lamp assemblies for electrodomestic appliances of heading 85.16	2.812	9.546	7.200	35.389
9405409010	Fibreoptic operation headlights	243	106.698	6.817	409.063
9405409090	Oth electric lamps,including oth eleclamps&lighting fittings of wood	335.905	1.123.638	1.202.273	5.709.237
9405501100	Non elect. lamps&flighting fittings -of brass, for religius rites	41	424	2.382	6.425
9405501900	Oth. non elect. lamps&flighting fittings	512	2.310	1.390	2.409
9405504010	Hurricane lamps of base metal	133.866	530.457	126.645	497.687
9405504090	Other hurricane lamps	174.628	300.560	71.184	180.361
9405509011	Oil lamps of brass, used for relig.rites	1.562	10.794	7.846	77.163
9405509012	Oil lamps of other base metal,or of wood	0	1.891	0	8.345
9405509013	Oil lamps of plast, stone, ceramic,-glass	0	7.310	0	16.162
9405509019	Other oil lamp of plastic	0	6.608	0	5.617
9405509020	Miners lamps and quarrymens lamps	387	1.735	13.427	38.984
9405509090	Other miners lamps & quarrymenslamps	8.480	32.862	37.543	218.577
9405601000	Property protection warning signs,street name plates,road&traffic signs	2.868	59.795	8.434	315.200
9405609010	Property protection warning signs,of stone/ceramic	1	1.305	1	220.021
9405609090	Other property protection warningsigns	55.402	231.197	463.815	1.576.133
9405911000	Parts of glass for surgical lamps	0	1.768	0	40.334
9405912000	Parts of glass for spotlights	1.013	13.511	2.102	75.184
9405914000	Glass globes and chimneys for otherlamps	0	31.372	0	41.333
9405919000	Parts of glass of other lamps	47.119	545.049	105.761	1.219.058
9405921000	Parts of plastics for surgical lamps	5	67	112	169
9405922000	Parts of plastics for spotlights	0	19.554	0	54.903
9405929000	Parts of plastics for other lamps	325.006	2.211.676	730.260	4.741.601
9405991000	Lampshades of textile materials	2.688	14.919	8.894	65.471
9405999010	Frames for miners/quarrymenslamps	3.302	6.173	21.942	101.222
9405999090	Other, for the miners lamps, surgical	59.850	927.878	198.719	2.520.684
9406001000	Greenhouses fitted with mechanical/thermal equipment	14.641	255.992	14.081	751.032
9406009200	Other prefabricated buildings of wood	155	17.872	3.276	205.485
9406009400	Other prefabricated buildingsof iron/steel	1.367.110	4.331.074	3.813.049	14.560.565
9406009900	Other prefabricated buildings of othermaterials	165.570	2.263.282	343.914	9.642.319
9503001000	Tricycles, scooters, pedal cars andsimilar wheeled toys; dolls carriages	80.002	1.158.807	125.016	2.723.785
9503002100	Dolls, whether/not dressed	63.282	723.099	241.187	2.822.051
9503002200	Garments and garments accessories;footwear and headgear	1.418	12.315	13.087	256.152
9503002900	Other garments and garm. accessories;footwear and headgear	18.122	287.636	295.602	4.027.144
9503003000	Electric trains, includ tracks, signalsand other accessories therefor	30.927	186.249	163.051	853.517
9503004100	Model aircraft assembly kits	0	15.364	0	137.346
9503004900	Other model aircraft assembly kits	57.278	1.433.969	642.938	8.824.641
9503005000	Other construction sets&constructionaltoys, of materials other than plastics	38	47.552	1.231	690.912
9503006000	Stuffed toys representing animals/non-human creatures, puzzles	51.312	104.532	200.739	494.198
9503007100	Toys of jigsaw/picture puzzles	858	45.876	2.741	141.870
9503007900	Other toys of jigsaw/picture puzzles	2.345	414.135	20.702	2.003.859
9503009100	Numerical, alphabetical/animalblock/cut-outs; word builder sets;	29.001	120.806	84.661	427.589
9503009200	Skipping ropes	698	7.562	1.572	34.228
9503009300	Marbles	584.092	3.762.624	128.149	726.291
9503009900	Other of goods of sub heading95.03.00.9	1.481.649	13.754.282	3.647.452	36.607.308
9504100000	Video games of a kind used with atelevision receiver	89.838	1.284.723	262.141	4.023.080
9504202000	Tables for billiards of all kinds	745	90.461	2.656	60.898
9504209000	Other articles and accessories forbilliards	20.039	228.359	42.319	209.165
9504300000	Oth games, operated by coins, banknotesbank cards, tokens/by other means	62.676	948.007	436.786	3.920.020
9504400000	Playing cards	215.378	1.198.276	148.846	974.310
9504901000	Bowling requisites of all kind	83	10.333	707	62.564
9504902000	Darts and parts and accesories of darts	490	2.718	1.146	10.215
9504903900	Other tables designed for use withcasino games	0	9.717	0	13.985
9504909100	Tables designed for games	173	11.495	741	25.075
9504909900	Other tables designed for games	69.929	281.206	105.356	924.094
9505100000	Articles for christmas festivities	21.363	543.580	38.540	1.930.452
9505900000	Festive,carnival/oth entertn.articlesincl conjuring tricks & novelty jokes	396.663	772.707	413.198	1.543.445
9506110000	Skis of snow-skis	0	152	0	2.110
9506120000	Ski-fastenings (ski-bindings)	0	18	0	252

I.3. IMPOR MENURUT KOMODITI / IMPORT BY HS COMMODITY
*****DESEMBER / DECEMBER 2009 *****

H S	Uraian Komoditi Commodity Description	Berat Bersih / Net Weight (Kg)		Nilai / Value C.I.F (US\$)	
		Bulan ini Current Month	Kumulatif Cum.Jan. to date	Bulan ini Current Month	Kumulatif Cum.Jan. to date
9506190000	Other snow-ski equipment	8.824	258.792	65.134	583.879
9506210000	Sailboards	882	1.707	3.331	21.602
9506290000	Other water-skis, surf-boards,sailboards& oth water-sport equipment	7.549	66.854	17.949	244.416
9506310000	Clubs for golf, complete	2.884	91.771	24.287	731.984
9506320000	Balls for golf	2.857	82.523	15.913	295.613
9506390000	Other golf equipment	1.273	48.478	8.496	249.937
9506401000	Tables tennis	3.325	191.216	7.008	279.423
9506409000	Oth articles & equip for table-tennis	16.431	226.751	43.386	535.607
9506510000	Art. & equip. for lawn tennis racketswhether/not strung	5.877	109.834	25.764	1.212.310
9506590000	Oth. art.&equip. for lawn tennis rackets	111.404	719.609	185.665	1.859.719
9506610000	Lawn-tennis balls	3.614	38.058	4.105	77.924
9506620000	Inflatable balls	22.095	332.090	164.153	1.567.444
9506690000	Other balls, other than golf balls &table-tennis balls	15.018	159.390	56.880	500.581
9506700000	Ice skates and roller skates, incl.skating boots with skates attached	435	70.486	336	218.185
9506910000	Artic.&equip. for general physicsexercise, gymnastics/athletics	457.721	4.704.195	1.490.035	13.281.274
9506920000	Bows and arrows for archery;crossbows	0	20	0	5.013
9506993000	Nets, cricket pads, shinguards andsimilar articles	3.495	64.728	16.138	220.800
9506995010	Shuttlecocks	4.451	49.007	15.414	185.436
9506995090	Other articles and equipment for sportbut badminton	10.791	174.266	49.912	708.892
9506999000	Oth articles&equipment for oth sports;swimming pools&padding pools	95.786	232.159	240.004	1.364.480
9507100000	Fishing rods	28.029	746.793	500.453	3.228.751
9507200000	Fish-hooks, whether/not snelled	42.290	501.457	93.648	1.166.819
9507300000	Fishing reels	39.746	408.791	105.060	1.330.624
9507900000	Other fishing rods, hooks,/reels	11.939	205.885	242.943	2.521.728
9508100000	Travelling circuses and travellingmenageries	0	5.284	0	58.521
9508900000	Roundabouts,swings,shooting galleries&oth fairgrnd amus.; trave. theatres	36.798	734.376	145.804	3.247.788
9601100000	Worked ivory and articles of ivory	92	32.097	1.064	172.705
9601901000	Worked mother-of pearl/tortoise-shell & articles of the foregoing	456	49.151	5.267	126.184
9601909000	Other worked mother-of pearl/tortoise-shell & articles of the foregoing	0	32.595	0	292.000
9602001000	Gelatin capsules for pharmaceuticalproducts	635	91.790	16.877	1.475.122
9602002000	Cigar/cigarette cases, tobacco jars andhousehold ornamental articles	0	26.919	0	75.980
9602009000	Oth worked veget/minrl carving matrl&artic.ofthese matrls;ofwax,stearin,gum	17.883	63.868	13.598	100.546
9603101000	Brushes consisting of twigs/othersvegetable material bound together	255.886	986.932	219.697	1.256.359
9603102000	Brooms consisting of twigs/othersvegetable material bound together	56.071	508.846	77.721	656.022
9603210000	Tooth brushes, including dental-platebrushes	107.202	1.379.935	941.488	12.303.855
9603290000	Shaving brushes, hair brush, nail brush, eyelash o. toilet brush for use on men	95.914	822.027	249.459	1.985.896
9603300000	Artists' brushes, writing brush&similarbrushes for the applic.of cosmetics	16.560	191.795	153.790	1.842.489
9603400000	Paint,d istemper, varnish/similarbrushes ; paint pads and rollers	322.998	3.222.610	461.012	4.001.542
9603500000	Other brushes constituting parts ofmachines, appliances/vehicles	39.096	362.647	189.625	1.988.104
9603901000	Prepared knots and tufts forbroom/brush making	10.044	57.241	52.364	173.128
9603902000	Hand-operated mechanical floorsweepers, not motorised	11.451	182.864	40.572	444.494
9603904000	Other brushes	55.429	1.181.509	99.725	1.318.902
9603909200	Parts for goods of subheading 9603.90.20	5.919	23.201	22.915	110.416
9603909900	Parts for goods of oth than subheading9603.90.10	130.778	1.017.473	432.476	2.767.511
9604001000	Hand sieves and hand riddles of metal	2.370	21.926	14.598	108.668
9604009000	Hand sieves and hand riddles of othmaterial	773	21.378	6.717	59.098
9605001000	Travel sets for personal toilet	18.442	93.095	103.184	499.879
9605009000	Travel sets for sewing/shoe/clothes cleaning	4.097	77.880	15.611	331.817
9606100000	Press-fasteners, snap-fasteners andpress-studs and parts therefor	36.952	467.142	501.220	7.195.378
9606210000	Buttons of plastics, not covered withtextile	200.526	1.195.564	1.192.020	15.765.234
9606220000	Buttons of base metal, not coveredwith textil	127.631	910.664	1.481.233	11.117.586
9606290000	Buttons of other material	82.692	896.545	597.212	7.795.007
9606300000	Button moulds&other parts of buttons;button blanks	10.540	97.901	135.095	1.315.305
9607110000	Slide fasteners fitted with chainscoops of base metal	108.859	965.292	645.416	10.955.156
9607190000	Other slide fasteners	220.085	2.534.843	1.674.242	22.386.799
9607200000	Parts of slide fasteners	402.286	2.979.013	1.119.332	12.243.590
9608101000	Ball point pens of plastics	45.068	517.807	119.324	1.255.208
9608109000	Oth. ball point pens of plastics	106.947	1.132.148	282.977	4.172.819
9608200000	Felt tipped & other porous-tipped pens& markers	92.988	1.345.468	325.378	4.588.160
9608310000	Indian ink drawing pens	11.349	31.359	13.977	44.768
9608391000	Fountain pens	76.034	224.043	73.834	546.417
9608399000	Oth. indian ink drawing pens	16.356	283.231	16.345	411.889
9608400000	Propelling/sliding pencils	3.296	73.355	15.993	817.079
9608500000	Sets of articles from two/more of theforegoing subheadings	106.203	302.120	242.051	818.502
9608601000	Refills for ball point pens of plasticscomprising the ball point&ink reservoir	841	27.004	11.970	215.597
9608609000	Oth. refills for ball point pens of plstcomprising the ball point&ink reservoir	6.724	114.004	21.485	1.909.137
9608919000	Pen nibs and nib points of othmaterial	4.990	168.430	149.479	5.692.332
9608991000	Duplicating stylos	28	24.333	134	23.276
9608999000	Penholders,pencil-holders&similarholder parts of the foregoing articles	57.691	566.489	478.584	5.590.860
9609101000	Black pencils	273.651	1.415.043	638.507	2.938.064
9609109000	Crayons & other pencils with leadsencased in a rigid sheath	79.229	663.585	128.404	1.177.903
9609200000	Pencil leads, black/colored	50.503	554.097	203.469	4.588.769

I.3. IMPOR MENURUT KOMODITI / IMPORT BY HS COMMODITY
*****DESEMBER / DECEMBER 2009 *****

H S	Uraian Komoditi Commodity Description	Berat Bersih / Net Weight (Kg)		Nilai / Value C.I.F (US\$)	
		Bulan ini Current Month	Kumulatif Cum.Jan. to date	Bulan ini Current Month	Kumulatif Cum.Jan. to date
9609901000	Slate pencils for school slates	0	7.455	0	17.289
9609903000	Pencils & crayons other than those of subheading 9609.10.00	3.719	139.520	7.727	300.558
9609909000	Pastels, drawing charcoals, tailors' chalks	33.535	655.957	88.012	1.530.088
9610001000	School slates	20.849	102.734	19.570	93.590
9610009000	Oth slates&boards,with writing/drawingsurfaces,whethr/not framed for o.school	4.686	92.552	35.847	390.278
9611000000	Date, seal/numbering stamps &the like hands operate	13.605	200.653	36.991	1.009.599
9612101000	Ribbons of textile fabric	17.889	255.006	187.151	1.821.666
9612109000	Ribbons of other materials	86.877	819.096	1.232.612	7.513.237
9612200000	Ink-pads	2.922	55.280	5.415	522.793
9613101000	Pocket lighters, gas fuelled,non-refillable of plastics	512.340	4.279.987	570.762	4.864.163
9613109000	Oth. pocket lighters, gas fuelled,non-refillable	115.664	2.032.089	129.719	2.798.098
9613201000	Pocket lighters, gas fuelled,refillable of plastics	43.245	1.954.830	39.774	2.062.666
9613209000	Oth. pocket lighters, gas fuelled,refillable	73.141	459.233	84.496	1.270.251
9613801000	Piezo-elect lighters for stoves&ranges	5.738	174.209	15.894	304.660
9613802000	Cigarette lighters/table lighter of plastics	13.200	13.293	37.725	37.878
9613803000	Cigarette lighters/table lighters, oththan of plastics	4.093	93.331	79.203	838.329
9613809000	Other lighters	7.191	396.580	25.556	1.065.079
9613901000	Parts of refilled cartridge/other receptacles	0	43.729	0	72.777
9613909000	Other parts of lightersother than flints and wicks	42.563	574.469	428.105	4.824.921
9614001000	Roughly shaped blocks of wood/root forthe manufacture of pipes	0	46	0	50
9614009000	Oth smoking pipes, cigar.cigatetherholders and parts thereof	954	20.424	8.295	92.943
9615111000	Hair slides and the likeof hard rubbers/plastics	120.875	861.647	287.685	2.042.260
9615119000	Combs of hard rubbers/plastics	261.807	1.993.675	478.876	3.968.565
9615191000	Hair slides and the like of materialother than hard rubbers/plastics	36.673	201.743	295.201	1.164.825
9615199000	Combs of material other than hardrubbers/plastics	119.148	941.299	151.806	1.358.878
9615901100	Decorative hair pins of aluminium	38	1.850	87	13.539
9615901200	Decorative hair pins of iron/steel	23	4.362	51	37.309
9615901900	Oth. decorative hair pins	5.716	111.887	10.773	260.980
9615902000	Parts of decorative hair pins	547	14.309	759	19.497
9615909100	Parts decorative hair pins of aluminium	13	32.549	750	84.733
9615909200	Parts decorative hair pins of iron/steel	1.186	5.888	9.111	21.097
9615909900	Oth. parts of decorative hair pins	2.195	39.416	4.799	107.725
9616101000	Sprays of scent and similar toiletsprays	64.489	874.413	528.706	6.921.689
9616102000	Mounts and heads of the sprays	112.588	821.815	579.082	3.728.840
9616200000	Powder-puffs&pads for the applicationof cosmetics/toilet preparations	22.471	194.073	122.919	2.132.217
9617001000	Vacuum flasks and other vacuumvessels	110.660	1.162.851	261.156	2.418.002
9617002000	Parts of vacuum flasks & oth vacuumvessels other than glass inners	4.992	20.813	23.306	111.471
9618000000	Tailor' dummies & oth lay figrs;auto-&oth displ.used for shop window dressing	8.741	97.581	46.699	715.331
9701100000	Paintings, drawings and pastels	9.055	118.296	31.020	602.689
9701901000	Colleges & similar decorative plaquesof cut flower bud,foli/oth part of plant	1.378	13.702	1.225	33.855
9701902000	Colleges & similar decorative plaquesof natural corks	0	34	0	2.511
9701909000	Colleges & similar decorative plaquesother than of natural cork	3.731	59.704	21.237	995.280
9702000000	Original engravings, prints andlithographs	1.383	45.301	14.621	31.583
9703000000	Original sculptures and statuary, inany material	61.249	447.046	86.283	346.606
9704009000	Postal stationary other than postageor revenue stamps	0	298	0	1.891
9705000010	Collection and collectors pieces ofzoological interest	361	361	33.410	33.410
9705000090	Collection and collectors pieces ofoth than zoologic/archaeologic interest	5.997	30.167	198.593	305.254
9706000000	Antiques of an age exceeding onehundred years	0	1.251	0	1.447.466
9801101000	Sedan of head 8703 with cylinder cap <1500 cc, incompletely knocked down	26.676	365.329	1.120.491	6.737.826
9801102000	Oth vhcl of head 8703 with (4x2) systemincompletely knocked down, for person	2.455.370	23.366.999	26.609.364	240.394.802
9801201000	Vhcls of head 8704 with gross weight<=5 ton, incompletely knocked down	484.383	4.391.085	5.946.887	47.702.155
9801202000	Vhcls of head 8704 with 5 ton < grossweight <= 24 ton, incmpltly knocked down	3.502.583	40.723.992	36.480.017	273.547.315
9801203000	Vhcls of head 8704 with gross weight>24 ton,incmpltly knocked down,for good	2.147.771	90.357.769	21.988.981	115.681.818
9801301000	Vhcls of head 8702 with gross weight<=5 ton, incompletely knocked down	0	1.667	0	71.702
9801302000	Vhcls of head 8702 with 5 tons < grosweight <= 24 ton, incmpltly knocked down	147.960	3.485.228	1.503.388	13.428.594
9801303000	Vhcls of head 8702 with gross weight> 24 tons, incompletely knocked down	0	2.686	0	37.134
9802100000	Rotary internal/spark-ignition combustcomprsn-ignition pist engine, of inckd	199.600	934.580	957.805	5.186.586
9802200000	Gear boxes, of incomplete knocked downvehicles	35.980	1.426.911	345.307	21.586.300
9802300000	Drive-axes, of incomplete knocked downvehicles	808.259	6.516.997	3.373.953	28.612.765
TOTAL IMPORT		8.872.589.281	91.354.405.895	10.299.947.949	96.829.244.981

I.4. IMPOR MENURUT NEGARA ASAL / IMPORT BY COUNTRY OF ORIGIN
***** DESEMBER / DECEMBER 2009 *****

Country Code	Negara Asal Country of origin	Berat bersih / Net weight (Kg)		Nilai / Value C.I.F (U S \$)	
		Bulan ini Current month	Kumulatif Cum. Jan. to date	Bulan ini Current month	Kumulatif Cum. Jan. to date
111	JP Japan	305.291.329	2.638.667.228	1.068.425.895	9.843.728.765
112	HK Hong Kong	18.155.530	187.432.809	138.647.257	1.698.135.495
113	KP Korea, Democratic People's Republic	28.655	8.911.040	43.830	7.643.633
114	KR Korea, Republic Of	187.879.072	3.506.936.724	363.067.169	4.742.331.922
115	TW Taiwan	262.699.862	1.706.898.527	287.290.099	2.393.233.022
116	CN China	841.748.970	8.044.151.617	1.540.770.641	14.002.170.505
117	MN Mongolia	9	601.247	110.664	385.265
118	MO Macau	78.253	1.089.992	676.188	5.435.083
120	PG Papua New Guinea	1.023.155	29.571.254	1.134.496	40.302.228
121	TH Thailand	418.420.305	4.240.692.285	472.216.735	4.612.923.029
122	SG Singapore	1.426.925.231	14.472.848.021	1.516.635.416	15.550.398.267
123	PH Philippines	50.043.713	286.962.202	69.226.142	544.035.195
124	MY Malaysia	916.984.682	8.817.216.555	607.383.924	5.688.431.477
125	MM Myanmar (form. Burma)	256.236	50.472.199	181.901	29.056.852
126	KH Cambodia	17.338	5.264.692	180.567	3.399.325
127	BN Brunei Darussalam	83.219.197	1.413.559.992	48.857.224	639.590.677
128	LA Lao People's Democratic Republic	49.500	345.736	29.700	438.598
129	NP Nepal	0	1.920	0	12.470
130	BT Bhutan	0	4.861	0	183.847
131	VN Viet Nam	33.498.041	694.352.732	67.322.303	653.741.932
133	IN India	234.440.730	2.250.422.675	241.969.308	2.209.356.687
134	PK Pakistan	8.411.972	72.247.169	11.823.890	76.408.033
135	BD Bangladesh	1.409.407	23.460.923	1.617.974	27.342.910
136	LK Sri Lanka	13.043.439	134.723.104	6.064.668	68.195.531
137	AF Afghanistan	0	59.503	0	1.028.337
138	ID Indonesia	371.122	7.004.278	1.077.213	20.382.939
141	IQ Iraq	0	1.742.170	0	686.715
142	IR Iran (islamic Republic Of)	25.286.909	584.132.146	23.968.387	356.217.545
143	SA Saudi Arabia	607.303.688	6.025.945.305	376.967.866	3.135.814.205
144	IL Israel	62.470	615.731	1.461.452	13.600.518
145	KW Kuwait	354.493.112	2.655.479.796	223.191.806	1.442.252.220
146	JO Jordan	65.033.881	584.231.303	19.252.680	165.041.186
148	LB Lebanon	81.876	385.491	270.244	1.922.730
149	PN Palestina	0	996.427	0	395.819
151	YE Yemen	177.545	425.122	678.870	1.641.893
152	OM Oman	4.506.021	37.792.682	9.181.425	63.216.693
153	SY Syria Arab Republic	87.213	1.441.699	358.948	1.517.587
154	TR Turkey	49.714.850	1.270.710.076	20.747.294	587.707.631
155	AE United Arab Emirates	42.730.391	503.082.655	31.245.678	287.035.428
156	QA Qatar	23.899.678	467.250.491	22.695.746	238.671.876
157	BH Bahrain	21.645.469	318.533.192	16.100.672	85.840.763
158	CY Cyprus	22.948	13.048.027	12.243	2.968.431
211	EG Egypt	103.742.220	562.163.248	12.501.759	93.750.428
212	LY Libyan Arab Jamahiriya	0	284.495.304	0	103.032.707
213	MA Morocco	10.654	26.576.962	535.307	19.370.712
214	TN Tunisia	951.893	8.024.416	709.458	11.936.684
215	DZ Algeria	0	124.912.653	0	54.320.819
216	SD Sudan	137.073.020	1.292.507.680	99.637.283	667.742.351
217	ER Eritrea	0	114	0	6.565
218	LS Lesotho	0	72	0	3.197
219	NA Namibia	1.963.636	12.577.384	3.278.053	19.852.812
221	ET Ethiopia	280.285	572.278	458.803	1.773.110
222	TZ Tanzania, United Republic Of	3.227.576	14.938.864	4.407.398	15.983.260
223	MG Madagascar	79.228	927.175	564.915	3.939.277
225	KE Kenya	232.867	9.901.684	509.582	10.575.587
226	RE Reunion	552.831	4.460.406	86.247	549.457
227	MZ Mozambique	2.394.676	11.606.436	3.257.829	12.157.014
228	BW Botswana	0	97	0	1.803
230	TG Togo	1.253.787	12.154.630	395.973	7.583.017
231	GH Ghana	1.391.010	13.368.481	2.295.548	34.098.806
232	LR Liberia	0	12.100.734	0	3.521.558
233	GN Guinea	183.820	556.850	61.212	508.647
234	AO Angola	0	703.178	0	2.276.007
235	CG Congo	0	943.721	0	529.124
236	CM Cameroon	792.646	6.411.740	335.563	8.236.880
237	NG Nigeria	932.476	1.150.230.412	1.337.422	508.849.325
238	SL Sierra Leone	441.290	1.646.804	146.509	526.997
239	GA Gabon	21.229	253.721	87.311	479.142
240	CI Cote D'ivoire	2.304.976	11.432.609	5.400.908	19.380.329
241	SN Senegal	553.463	1.998.889	434.158	1.206.346

I.4. IMPOR MENURUT NEGARA ASAL / IMPORT BY COUNTRY OF ORIGIN
***** DESEMBER / DECEMBER 2009 *****

Country Code	Negara Asal Country of origin	Berat bersih / Net weight (Kg)		Nilai / Value C.I.F (U S \$)	
		Bulan ini	Kumulatif	Bulan ini	Kumulatif
		Current month	Cum. Jan. to date	Current month	Cum. Jan. to date
242	MR Mauritania	78.540	247.950	21.991	85.446
243	ML Mali	912.193	6.603.355	1.440.617	8.763.999
244	BJ Benin	1.738.807	9.882.641	902.122	9.421.506
245	BF Burkina Faso	467.337	8.611.671	669.046	11.467.211
247	GM Gambia	0	537	0	2.879
248	VI U.s. Virgin Islands	0	48.194	0	357.957
249	SC Seychelles	0	8.085	0	293.502
251	UG Uganda	7.084	3.813.799	62.316	5.591.374
252	CF Central African Republic	506.700	3.894.051	506.921	4.518.736
253	NE Niger	10.428	173.328	39.493	188.791
254	TD Chad	216.846	576.269	346.724	847.861
255	DJ Djibouti	49.682	91.877	61.653	256.859
256	SH Saint Helena	0	187.775	0	341.629
260	SZ Swaziland	993.776	14.040.988	884.388	8.369.059
261	ZA South Africa	63.672.726	594.397.265	38.195.085	350.239.202
262	ZW Zimbabwe	2.493.153	13.651.185	3.971.671	23.881.420
263	ZM Zambia	27.101	934.673	188.802	1.772.702
264	MW Malawi	1.194.677	3.222.335	1.561.193	4.285.803
266	BI Burundi	0	5	0	2.061
267	MU Mauritius	411.064	7.454.581	555.544	8.829.596
268	RW Rwanda	0	1	0	3
269	ZR Zaire	0	53	0	40
298	VG Virgin Islands (british)	12.474	8.075.076	474.983	5.708.975
311	AU Australia	735.312.211	6.837.612.790	407.447.346	3.436.015.068
312	NZ New Zealand	54.720.799	647.863.039	52.416.232	556.824.562
318	FM Micronesia, Federated States Of	0	876	0	2.885
319	GU Guam	5	210	4.403	5.238
320	PW Palau	29	29	30	30
321	NR Nauru	0	266	0	6.856
322	NC New Caledonia	20.075	31.406	232.577	361.963
323	NU Niue	0	2.372	0	9.476
326	VU Vanuatu	0	100.090	0	243.685
328	IO British Indian Ocean Territory	0	1.912.996	0	489.720
329	ON Oth.oceania	0	73	0	2.093
331	AS American Samoa	3.074.399	4.938.764	1.553.973	4.751.119
332	CK Cook Islands	2.604	139.914	143.862	2.978.593
333	FJ Fiji	273.930	782.496	81.227	335.479
334	KI Kiribati	167.502	167.502	219.910	219.910
335	MH Marshall Islands	1.861.000	51.644.117	51.897.444	135.044.598
336	WS Samoa	15	201.191	400	690.237
337	SB Solomon Islands	292.002	8.756.953	806.136	7.433.042
338	TO Tonga	0	2.007	0	13.062
339	TV Tuvalu	0	872.402	0	369.544
340	CX Christmas Islands	0	1.627	0	6.367
341	UM United States Minor Outlying Island	0	6	0	136
342	CC Cocos (keeling) Islands	0	23.413	0	40.748
343	TK Tokelau	3	63.654	28	60.073
391	TL East Timor	199.140	1.022.980	358.556	864.888
411	US United States	616.526.155	4.876.717.536	1.096.020.816	7.083.932.553
412	CA Canada	28.375.601	1.714.736.814	30.715.114	992.500.325
421	MX Mexico	2.528.965	57.203.194	13.037.204	139.726.633
422	GT Guatemala	194	85.658.233	4.488	30.134.368
423	HN Honduras	180	25.368	47.365	204.369
424	NI Nicaragua	0	924	0	40.748
425	PA Panama	769.411	74.508.003	242.124	171.433.803
426	CU Cuba	24.523	28.105	96.557	1.270.017
427	CB Curacao	5.513	7.142	14.685	122.761
428	SR Suriname	55.000	55.197	38.447	45.301
431	CL Chile	160.706.705	657.293.567	26.023.536	189.212.024
432	VE Venezuela	117.583	494.927	132.686	1.262.406
433	AR Argentina	30.435.340	1.414.169.093	16.352.290	664.063.136
434	BR Brazil	92.773.722	2.161.946.613	79.338.874	1.086.960.589
435	CO Colombia	2.879.282	14.573.608	3.169.687	18.966.376
436	BO Bolivia	248.000	352.052	154.000	1.072.438
437	UY Uruguay	423.119	7.112.300	460.967	5.080.836
438	PY Paraguay	926.886	30.179.153	906.185	15.079.750
441	EC Ecuador	116.133	2.052.640	863.233	3.698.334
442	PE Peru	1.036.756	49.219.859	1.167.518	36.472.281
443	GY Guyana	0	142	0	5.691
444	TT Trinidad And Tobago	221.010	64.506.184	68.071	20.978.818

I.4. IMPOR MENURUT NEGARA ASAL / IMPORT BY COUNTRY OF ORIGIN
***** DESEMBER / DECEMBER 2009 *****

Country Code	Negara Asal Country of origin	Berat bersih / Net weight (Kg)		Nilai / Value C.I.F (U S \$)	
		Bulan ini Current month	Kumulatif Cum. Jan. to date	Bulan ini Current month	Kumulatif Cum. Jan. to date
445	BS Bahamas	0	1.299.605	0	372.606
446	JM Jamaica	457.478	1.795.408	140.903	624.053
447	PR Puerto Rico	1.048	1.547.382	167.795	10.083.339
448	BZ Belize	24.000	9.577.547	10.080	6.042.877
449	DO Dominican Republic	140.044	3.509.071	58.765	1.918.153
450	SV El Salvador	610	19.670.425	2.899	7.390.865
451	CR Costa Rica	173.449	2.000.870	452.730	6.244.601
452	HT Haiti	6	1.001.052	307	317.484
453	BB Barbados	0	190.670	0	49.813
454	AG Antigua And Barbuda	349	15.391	4.926	461.926
455	AI Anguilla	0	190	0	4.637
456	AW Aruba	0	769.398	0	109.971
457	BM Bermuda	0	70.001	0	528.211
458	CV Cape Verde	0	15.619	0	46.613
459	KY Cayman Islands	0	11.447	0	101.022
460	DM Dominica	0	49.899	0	76.633
462	GF French Guiana	0	13.147	0	5.543
463	PF French Polynesia	0	15	0	47
464	GL Greenland	0	875	0	4.409
465	GD Grenada	1	1	4.844	4.844
466	MQ Martinique	0	19.641	0	93.088
467	AN Netherlands Antilles	481	482.518	53.614	1.096.870
468	NF Norfolk Islands	0	59.675	0	238.929
469	LC Saint Lucia	2.046	8.263	43.921	112.228
470	SM San Marino	0	795	0	6.128
471	TC Turks And Caicos Islands	0	27	0	6.995
472	GP Guadeloupe	0	257	0	2.486
511	GB United Kingdom	72.444.669	657.418.473	67.606.218	844.641.216
512	NL Netherlands	40.827.705	369.726.537	62.119.540	554.051.210
513	FR France	26.534.460	266.140.755	184.041.746	1.633.111.999
514	DE Germany	66.951.854	712.821.700	233.320.011	2.373.528.170
515	AT Austria	4.546.634	35.143.046	29.078.190	259.296.758
516	BE Belgium	44.625.232	458.996.756	38.420.926	434.343.640
517	CH Switzerland	4.926.361	58.984.507	44.840.179	440.340.520
518	LU Luxembourg	606.737	4.309.717	423.573	6.563.744
519	GI Gibraltar	0	27	0	551
520	MC Monaco	696	20.272	29.027	391.339
521	DK Denmark	2.682.366	20.740.423	10.627.138	116.550.523
522	NO Norway	12.320.114	142.195.756	9.577.556	103.346.559
523	SE Sweden	14.448.155	188.328.033	50.311.952	712.283.160
524	FI Finland	5.626.923	63.597.018	16.636.972	227.037.433
525	IE Ireland	1.783.592	11.650.743	24.747.025	185.570.306
526	IT Italy	45.279.766	347.712.228	77.831.098	726.127.138
527	ES Spain	9.320.460	69.823.275	24.344.721	254.020.036
528	PT Portugal	338.579	18.874.110	772.272	12.646.434
529	IS Iceland	17	35.619	613	242.434
530	MS Montserrat	0	9.940	0	1.257.843
531	GR Greece	6.348.172	50.311.913	3.800.715	32.830.203
532	VA Vatican City State (holy See)	0	9.434	0	16.662
533	AD Andorra	19.438	397.544	75.838	459.240
534	LI Liechtenstein	2	1.839	2.899	50.360
540	CD Democratic Republic Of The Congo	47.422	624.332	42.153	1.214.347
542	HU Hungary	579.178	2.121.608	7.813.904	108.399.317
543	PL Poland	1.068.419	28.622.815	4.328.193	73.246.868
544	RO Romania	180.696	9.935.118	1.181.753	17.309.063
545	BG Bulgaria	1.756.941	52.316.857	1.097.897	18.942.973
547	YU Serbia	209	31.281	663	2.128.723
548	AL Albania	74	659.930	3.928	921.821
549	AM Armenia	0	104.273	0	92.865
550	AZ Azerbaijan	133.489.302	1.570.392.709	79.781.812	756.343.694
551	BY Belarus	12.580	5.602.651	51.930	10.244.843
552	KZ Kazakhstan	373.698	6.848.619	785.705	9.015.825
553	KG Kyrgyzstan	44.064	903.660	43.514	1.490.593
554	MD Moldova, Republic Of	1.358	3.008	88.694	191.045
555	TJ Tajikistan	194.162	319.660	406.892	657.216
556	TM Turkmenistan	0	101.342	0	90.194
557	UA Ukraine	138.234.245	1.018.724.717	71.064.881	418.973.992
558	UZ Uzbekistan	50.269	467.498	78.684	431.895
559	LT Lithuania	679.304	5.287.595	295.480	4.374.111
560	LV Latvia	101.121	4.986.261	97.836	2.397.938

I.4. IMPOR MENURUT NEGARA ASAL / IMPORT BY COUNTRY OF ORIGIN
***** DESEMBER / DECEMBER 2009 *****

Country Code	Negara Asal Country of origin	Berat bersih / Net weight (Kg)		Nilai / Value C.I.F (U S \$)	
		Bulan ini Current month	Kumulatif Cum. Jan. to date	Bulan ini Current month	Kumulatif Cum. Jan. to date
561	EE Estonia	514.460	7.092.986	1.399.233	5.546.226
562	GE Georgia	26.343	417.372	40.659	7.562.169
563	HR Croatia	297.929	1.226.707	606.811	2.790.375
564	BA Bosnia And Herzegovina	125	23.759	3.285	37.639
565	MT Malta	104.288	1.102.713	109.731	1.819.738
566	SK Slovakia	62.801	2.418.780	211.418	9.064.101
567	SI Slovenia	234.068	4.299.177	1.729.708	16.634.362
568	CZ Czech Republic	1.476.470	10.645.203	6.095.824	46.573.306
569	GS South Georgia And The South Sa	0	357	0	6.739
570	MK Rep. Of Macedonia	0	4.650	0	44.595
571	FO Faeroe Islands	0	11.900	0	17.900
572	RU Russia Federation	168.316.549	1.031.673.842	81.812.095	458.753.894
TOTAL IMPORT		8.872.589.281	91.354.405.895	10.299.947.949	96.829.244.981

<https://www.bps.go.id>

I.5. IMPOR MENURUT PROPINSI DAN PELABUHAN BONGKAR
IMPORT BY PROVINCE AND PORT OF IMPORTATION
***** DESEMBER / DECEMBER 2009 *****

Kode Pelabuhan Bongkar Port of Importation	Berat bersih / Net weight (Kg)		Nilai / Value C.I.F (U S \$)	
	Bulan ini Current month	Kumulatif Cum. Jan. to date	Bulan ini Current month	Kumulatif Cum. Jan. to date
NANGROE ACEH DARUSSALAM	35.313.905	530.482.213	3.720.801	117.038.732
104 IDLSW Lhok Seumawe	32.170.424	204.645.389	2.243.660	27.491.272
106 IDLAS Langsa, Sumatra	2.747.631	7.379.707	1.308.905	3.630.196
108 IDMEQ Meulaboh	0	529.553	0	234.540
110 IDSIN Sinabang	395.850	1.103.700	168.236	469.072
111 IDTPK Tapaktuan	0	19.998	0	123.868
112 IDBAO Bakongan	0	205.707	0	1.320.645
115 IDBTJ Blang Bintang (u)	0	11.988	0	92.764
116 IDAUN Blang Lancang (arun)	0	538.000	0	57.234.043
117 IDKRU Krueng R. Malahayati	0	15.238.452	0	6.934.462
118 IDKLS Kuala Langsa	0	4.809.435	0	3.469.530
119 IDLHK Lhok Nga	0	296.000.284	0	16.038.340
SUMATERA UTARA	633.603.379	5.236.552.893	320.856.601	2.724.235.540
143 IDTPR Tanjung Pura	5.250	295.898	10.835	140.570
144 IDBLW Belawan	419.687.342	4.575.342.954	247.498.014	2.484.154.538
145 IDTJB Tanjung Balai Asahan	5.620.990	39.413.131	3.639.915	18.153.041
159 IDSLG Sibolga	0	1.488.336	0	478.648
165 IDPTE Pulau Tello	0	512.470	0	60.278
166 IDMES Medan / Polonia (u)	62.537	517.670	1.045.874	10.236.991
167 IDMDN Medan (ptt)	0	2	0	2.797
170 IDKTJ Kuala Tanjung	208.227.260	618.982.432	68.661.963	211.008.677
SUMATERA BARAT	87.990.981	656.688.695	56.637.274	346.247.239
191 IDTBY Padang/tl.bayur	87.990.975	656.688.360	56.635.810	346.198.125
192 IDPDG Padang / Tabing (u)	6	335	1.464	49.114
RIAU	173.309.479	1.354.626.859	73.641.581	732.120.116
223 IDPAI Panipahan	0	3.158.000	0	800.000
225 IDDUM Dumai	124.512.386	507.257.645	45.199.036	265.946.508
228 IDBLS Bengkalis	0	4.148.202	0	1.697.819
230 IDSPA Selat Panjang	15.500	285.254	7.011	155.313
233 IDPEK Pekanbaru (rumbai)	2.596.167	17.872.102	4.666.993	29.002.042
235 IDSUQ Sungai Guntung	0	10.494.301	0	14.421.803
242 IDTEM Tembilahan	0	2.377.038	0	5.287.767
243 IDKEN Kuala Enok	0	37.113	0	72.987
244 IDRGA Rengat	0	2.408.000	0	1.381.586
261 IDPKU Simpang Tiga (u)	28.107	228.465	131.838	1.330.337
273 IDPAK Pekanbaru	2.255.037	26.673.352	1.994.749	35.739.199
277 IDBUN Buatan	27.578.113	335.632.840	14.194.688	138.115.514
278 IDPWG Perawang, Sumatra	16.324.169	444.054.547	7.447.266	238.169.241
JAMBI	8.976.126	108.196.740	6.009.776	92.459.902
291 IDKTK Kuala Tungkal	5.539.171	86.665.014	3.329.728	50.282.486
292 IDMSA Muara Sabak	2.685.356	9.578.163	1.254.764	4.322.397
293 IDDJM Jambi	751.599	11.953.563	1.425.284	37.855.019
SUMATERA SELATAN	16.189.834	237.064.911	14.500.628	224.827.256
326 IDPLA Palembang - Plaju	2.088	15.784.340	44.753	8.960.424
334 IDPLM Sm.badaruddin (u)	14.658	209.559	184.977	5.718.256
339 IDBLJ Belinju	0	1.909.000	0	4.878.148
340 IDMRI Musi River/boom Baru	16.173.088	219.162.012	14.270.898	205.270.428
BENGGKULU	0	4.419.116	0	4.417.608
361 IDBKU Bengkulu	0	4.373.076	0	2.396.839
362 IDBTN Bintuhan	0	46.040	0	2.020.769
LAMPUNG	375.893.812	2.229.984.685	254.273.779	1.369.425.134
364 IDKTA Kota Agung	290.873.010	1.344.407.031	181.536.288	656.929.643
395 IDPJG Panjang	85.020.802	885.577.654	72.737.491	712.495.491
BANGKA BELITUNG	263.950	58.506.444	2.543.573	51.530.738
321 IDMUO Muntok	0	10.475.199	0	12.767.657
323 IDPGX Pangkal Balam	66.985	40.105.481	40.513	25.789.537
327 IDTOL Toboali	196.965	417.965	2.503.060	3.794.692
328 IDTPD Tanjung Pandan	0	7.181.299	0	8.755.041
330 IDSLI Sungai Liat	0	314.000	0	339.436
333 IDTSE Tanjung Selu	0	12.500	0	84.375
KEPULAUAN RIAU	348.883.306	3.365.188.480	776.199.926	9.158.852.636
248 IDTBK Tg Balai Karimun	1.442.192	17.571.561	5.520.990	21.257.227
249 IDPSS Pulau Sambu	77.567.357	408.397.131	37.219.683	191.185.522
250 IDTAN Tanjung Uban	45.280.270	591.550.469	31.296.224	363.631.931
251 IDTPN Tanjung Pinang	119.480	3.219.443	84.296	13.344.979
252 IDTER Terempa	230.871	92.055.765	2.701.598	576.396.883
254 IDTBT Tanjung Batu, Riau	0	38.000	0	37.574

I.5. IMPOR MENURUT PROPINSI DAN PELABUHAN BONGKAR
IMPORT BY PROVINCE AND PORT OF IMPORTATION
***** DESEMBER / DECEMBER 2009 *****

Kode Pelabuhan Bongkar Port of Importation	Berat bersih / Net weight (Kg)		Nilai / Value C.I.F (U S \$)	
	Bulan ini	Kumulatif	Bulan ini	Kumulatif
	Current month	Cum. Jan. to date	Current month	Cum. Jan. to date
258 IDBTU Batu Ampar	105.536.975	1.410.770.521	363.246.759	4.370.085.707
260 IDDAS Singkep - Dabo	0	18.623	0	6.228
262 IDTNJ Kijang (u)	2.520	40.266	49.252	6.941.855
265 IDSKP Sekupang	17.831.377	212.208.339	165.312.015	1.804.208.918
267 IDKAB Kabil/panau	100.645.188	609.131.238	99.395.942	975.741.582
269 IDUNA Udang Natuna	62.511	19.142.646	24.144	488.407.254
271 IDBTH Hang Nadim (u)	164.565	1.044.478	71.349.023	347.606.976
DKI JAKARTA	2.629.602.934	24.450.976.394	5.519.350.175	48.099.308.120
431 IDTPP Tanjung Priok	2.606.294.414	24.179.539.806	4.712.813.225	40.917.048.895
432 IDKLB Kalibaru	15.212.522	188.143.112	3.790.230	79.269.625
433 IDJKT Jakarta / Pasar Ikan	101.094	213.282	675.244	1.832.263
434 IDCGK Sukarno Hatta (u)	7.870.029	81.939.052	783.106.389	6.975.763.700
435 IDPSB Jkt./ Pos Pasar Baru	0	149	0	10.139
436 IDHLP Hlm. Perdana Kusuma	124.875	1.140.993	18.965.087	125.383.498
JAWA BARAT	509.468.500	4.292.282.607	338.166.625	2.333.785.166
463 IDCBN Cirebon/pengung	854.010	84.831.139	415.612	41.925.333
466 IDBDO Husein Sastranegara	3	808	592	21.191
467 IDBLG Balongan	502.495.425	4.150.470.662	329.935.477	2.219.005.553
468 IDBND Bandung(ptt/gd Bage)	1.161.402	11.821.315	1.571.408	14.125.162
470 IDCRB Cirebon (ptt)	0	34	0	8.978
471 IDTLN Tanjung Leneng	4.957.660	45.158.649	6.243.536	58.698.949
JAWA TENGAH	872.317.590	10.290.087.941	647.467.028	6.331.040.688
491 IDTEG Tegal	0	46.621	0	726.101
494 IDTES Tanjung Emas	258.535.319	2.690.289.725	298.995.449	2.704.576.335
495 IDCXP Cilacap	613.670.333	7.599.278.589	348.162.351	3.623.068.296
496 IDSRG Achmad Yani (u)	11.137	87.225	149.900	1.254.786
497 IDSMR Semarang (ptt)	98.599	365.339	102.394	767.070
498 IDSOC Jebres/adi Sumarmo	2.196	20.436	45.936	637.102
499 IDSMM Adi Sumarmo (u)	6	6	10.998	10.998
D I YOGYAKARTA	5.222	92.169	212.224	1.011.711
531 IDJOG Adi Sucipto (u)	4.316	39.570	143.778	831.257
532 IDJOK Yogyakarta (ptt)	906	52.599	68.446	180.454
JAWA TIMUR	1.506.454.030	16.491.876.860	1.033.798.493	11.321.978.983
561 IDTUB Tuban	38.340.000	66.698.619	19.483.500	43.200.644
562 IDGRE Gresik	280.958.657	1.755.896.281	85.119.223	603.193.944
563 IDTPE Tanjung Perak	1.170.413.902	12.790.158.516	891.018.830	9.309.322.339
564 IDPAZ Pasuruan	0	22.311.876	0	11.296.446
565 IDPRO Probolinggo	0	4.144.509	0	33.046.320
566 IDPRN Panarukan	0	1.732.065.688	0	930.234.363
567 IDBJU Banyuwangi	15.644.918	41.917.302	11.605.972	32.296.859
572 IDKTP Ketapang Jawa Timur	0	596	0	254.400
573 IDPAC Pacitan	0	2.737.045	0	21.105.273
576 IDKLG Kalianget	0	1.408.148	0	726.578
582 IDSPK Sepekan	0	63.875.000	0	81.755.542
587 IDSUB Surabaya /juanda (u)	1.013.681	8.494.971	26.121.039	246.689.598
588 IDSUR Surabaya (ptt)	82.872	2.135.006	449.929	8.594.833
592 IDRAM Rambipuji Jember	0	33.303	0	261.844
BANTEN	822.823.679	10.761.751.152	494.288.557	5.464.389.071
461 IDMRK Merak	486.335.542	5.997.165.217	339.513.124	3.719.723.998
473 IDCGD Cigading	336.488.137	4.764.585.935	154.775.433	1.744.665.073
B A L I	78.004.231	766.503.858	67.900.683	715.265.734
612 IDGIL Gilimanuk	39.530	39.530	24.234	24.234
613 IDBOA Benaololoan	77.638.892	763.580.305	56.844.073	637.102.934
620 IDDPS Ngurah Rai (u)	325.809	2.884.023	11.032.376	78.138.566
NUSA TENGGARA BARAT	7.480.566	79.725.101	11.069.018	177.866.284
655 IDBMU Bima	7.480.566	73.273.067	11.069.018	175.320.320
660 IDLEM Lembar	0	1.242.000	0	1.410.000
663 IDBDS Badas Sumbawa	0	5.043.000	0	1.041.673
665 IDLKS Lombok	0	167.034	0	94.291
NUSA TENGGARA TIMUR	4.573.944	6.053.954	523.524	5.574.752
685 IDWGP Waingapu	5.444	27.644	3.613	4.711.399
686 IDATA Atapupu	38.500	500.310	17.411	109.603
693 IDTEN Tenau	4.530.000	5.526.000	502.500	753.750
KALIMATAN BARAT	16.962.399	105.861.135	13.118.729	85.979.949
714 IDPON Pontianak	16.962.399	105.860.103	13.118.729	85.600.943
721 IDKDW Kendawangan	0	797	0	370.038

I.5. IMPOR MENURUT PROPINSI DAN PELABUHAN BONGKAR
IMPORT BY PROVINCE AND PORT OF IMPORTATION
***** DESEMBER / DECEMBER 2009 *****

Kode Pelabuhan Bongkar Port of Importation	Berat bersih / Net weight (Kg)		Nilai / Value C.I.F (U S \$)	
	Bulan ini	Kumulatif	Bulan ini	Kumulatif
	Current month	Cum. Jan. to date	Current month	Cum. Jan. to date
722 IDPNK Supadio (u)	0	235	0	8.968
KALIMANTAN TENGAH	0	11.944.924	0	34.990.715
743 IDPKN Pangkalan Bun	0	62.220	0	86.750
744 IDKUM Kumai	0	7.693.429	0	29.291.983
746 IDSMQ Sampit	0	4.040.332	0	3.998.272
750 IDPPS Pulang Pisau	0	148.943	0	1.613.710
KALIMANTAN SELATAN	112.437.200	1.008.038.391	142.204.031	953.834.717
771 IDBAN Banjarmasin	15.513.339	108.678.123	31.725.096	287.834.808
773 IDKTB Kotabaru	96.755.314	898.245.048	109.742.680	660.221.615
779 IDASA Asam Asam	168.547	1.115.220	736.255	5.778.294
KALIMANTAN TIMUR	470.470.728	7.268.521.696	370.275.114	4.884.803.254
803 IDBPP Balikpapan	418.024.904	6.851.172.397	290.377.747	3.908.823.985
805 IDSRD Samarinda	28.157.906	158.862.595	30.281.422	255.531.000
807 IDTJS Tanjung Selor	1.720	2.001.720	9.048	19.634
809 IDNNX Nunukan	15.705.370	53.068.789	85.471	566.494
810 IDTGR Pasir/tanah Grogot	0	1.618.503	0	19.004.416
812 IDBYQ Bunyu	13.402	3.755.402	63.025	2.998.624
813 IDTSG Tanjung Sangata	8.324.062	146.099.458	25.525.554	454.229.935
814 IDBPN Sepinggang (u)	243.351	2.670.691	23.924.584	145.942.180
817 IDBTG Bontang	13	21.024.751	8.263	76.650.010
822 IDADB Adang Bay	0	31.390	0	36.976
996 IDBEJ Berau	0	28.216.000	0	21.000.000
SULAWESI UTARA	488.086	6.741.439	2.071.386	19.599.550
835 IDBIT Bitung	488.086	6.720.781	2.071.386	19.522.220
843 IDMDC Sam Ratulangi (u)	0	20.658	0	77.330
SULAWESI TENGAH	0	11.754.194	0	12.951.025
867 IDPSJ Posso	0	9.848.195	0	12.616.525
877 IDPAT Pantoloan	0	1.905.999	0	334.500
SULAWESI SELATAN	105.131.497	1.383.292.913	61.806.876	649.106.503
892 IDPAP Pare-pare	8.309.286	98.475.688	4.341.731	71.408.782
893 IDUJU Ujungpandang	96.822.002	1.014.656.107	57.459.983	422.794.300
897 IDMLI Malli, Sulawesi	0	265.729.711	0	144.570.018
901 IDBNT Banta Eng	0	4.406.687	0	8.945.970
904 IDUPG Hasanuddin (u)	209	2.721	5.162	177.765
907 IDSQR Soroako	0	21.999	0	1.209.668
SULAWESI TENGGARA	0	21.409.000	0	7.668.619
925 IDPUM Pomalaa	0	21.409.000	0	7.668.619
GORONTALO	0	28	0	760
841 IDGOR Gorontalo	0	28	0	760
MALUKU	13.784.183	132.611.468	9.984.045	97.239.122
946 IDAMB Ambon	13.784.183	129.415.997	9.984.045	92.428.367
948 IDBAD Banda Naira	0	673.000	0	263.090
949 IDLUV Tual	0	2.199.379	0	3.848.676
952 IDABN Ambon (ptt)	0	80.000	0	120.000
954 IDAMQ Pattimura/laha (u)	0	243.092	0	578.989
MALUKU UTARA	2.800	2.800	44.502	44.502
962 IDOBI Obi Island	2.800	2.800	44.502	44.502
IRIAN JAYA BARAT	9.759.326	9.759.326	11.014.733	11.014.733
971 IDSOR Sorong	9.759.326	9.759.326	11.014.733	11.014.733
PAPUA	32.397.594	473.407.509	68.268.267	800.636.122
973 IDBIK Frans Kasiepo (u)	0	16.186	0	110.095
974 IDJYP Jayapura	0	5.661.600	0	6.748.518
980 IDTIM Amamapare	32.397.594	467.729.723	68.268.267	793.777.509
TOTAL IMPORT	8.872.589.281	91.354.405.895	10.299.947.949	96.829.244.981

**I.6 IMPOR KOMODITI MENURUT NEGARA ASAL / IMPORT BY COUNTRY OF ORIGIN
DAN LIMA GOLONGAN BARANG (SITC) UTAMA / AND FIVE MAJOR SITC COMMODITY GROUP
** DESEMBER / DECEMBER 2009 ****

Negara Asal/SITC/Uraian Golongan Barang <i>Country of Origin/SITC/group Description</i>	Berat Bersih / <i>Net Weight (Kg)</i>		Nilai CIF / <i>CIF Value (US\$)</i>	
	Bulan ini <i>Current month</i>	Kumulatif <i>Cum. Jan to date</i>	Bulan ini <i>Current month</i>	Kumulatif <i>Cum. Jan to date</i>
JAPAN				
782 Motor Vehicle For The Transportation Of Goods	9 117 125	154 277 868	95 561 491	630 488 087
784 Parts And Accessories Of The Motor Vehicles	4 874 367	42 674 010	59 900 356	421 596 765
723 Civil Engineering And Contractor Plants And Equipments/parts	10 407 882	68 193 624	63 713 858	412 643 724
713 Internal Combustion Piston Engines And Parts	3 217 426	35 676 639	44 016 201	409 691 710
673 Flat Rolled Products, Not Clad	60 440 202	444 551 515	46 397 155	396 821 713
LAINNYA	217 234 327	1 893 293 572	758 836 834	7 572 486 766
SUB TOTAL	305 291 329	2 638 667 228	1 068 425 895	9 843 728 765
HONG KONG				
764 Telecommunication Equipments And Parts	663 703	10 652 429	34 953 490	533 232 034
655 Knitted Or Crocheted Fabrics	1 412 673	15 790 269	12 179 266	124 235 502
652 Cotton Fabrics, Woven	1 511 916	14 572 566	12 148 146	118 605 256
776 Thermionic, Cold Cathode, And Photo Cathode Valves/tubes	672 499	4 377 412	7 815 628	72 195 020
772 Electrical Apparatus For Making And Breaking Electrical Circuits	199 401	2 368 949	5 637 502	65 286 688
LAINNYA	13 695 338	139 671 184	65 913 225	784 580 995
SUB TOTAL	18 155 530	187 432 809	138 647 257	1 698 135 495
KOREA, DEM. PEOPLE'S REP.				
511 Hydrocarbon And Their Halogenated, Nitrated Derivatives	0	3 000 365	0	2 475 301
672 Ingots And Other Iron/steel In Primary Forms	0	3 933 117	0	1 491 635
232 Synthetic Rubber Latex, Synthetic/reclaimed Rubber	0	638 412	0	1 489 138
679 Tubes, Pipes, Hollow Profile, Pipe Fitting Of Iron/steel	0	146 300	0	312 073
691 Structures And Parts Of Iron/steel Or Aluminium	0	195 560	0	261 463
LAINNYA	28 655	997 286	43 830	1 614 023
SUB TOTAL	28 655	8 911 040	43 830	7 643 633
KOREA, REPUBLIC OF				
334 Petroleum Products, Refined	2 607 280	1 492 265 362	2 597 576	795 772 476
764 Telecommunication Equipments And Parts	349 401	4 081 326	33 141 923	321 025 414
655 Knitted Or Crocheted Fabrics	2 027 441	25 494 517	15 159 919	197 667 299
673 Flat Rolled Products, Not Clad	32 072 357	281 686 473	23 416 933	190 195 071
575 Other Plastics In Primary Forms	8 595 756	101 160 103	13 302 079	143 304 653
LAINNYA	142 226 837	1 602 248 943	275 448 739	3 094 367 009
SUB TOTAL	187 879 072	3 506 936 724	363 067 169	4 742 331 922
TAIWAN				
334 Petroleum Products, Refined	110 831 122	638 110 699	71 219 152	384 208 130
673 Flat Rolled Products, Not Clad	28 226 568	178 534 170	19 205 022	116 389 022
655 Knitted Or Crocheted Fabrics	980 563	13 436 467	8 394 977	111 043 289
653 Fabrics, Woven, Of Man-made Fibres	866 288	9 367 803	7 056 487	82 672 472
776 Thermionic, Cold Cathode, And Photo Cathode Valves/tubes	54 675	498 376	5 062 989	78 607 213
LAINNYA	121 740 646	866 951 012	176 351 472	1 620 312 896
SUB TOTAL	262 699 862	1 706 898 527	287 290 099	2 393 233 022
CHINA				
764 Telecommunication Equipments And Parts	4 941 883	48 944 706	230 416 376	1 756 201 852
752 Automatic Data Processing Machines And Their Units	1 934 044	17 690 875	85 482 647	663 769 820
711 Steam And Other Vapour Generating Boilers And Parts	16 691 167	140 908 404	64 059 446	524 589 425
793 Ships, Boats, And Floating Structures	14 558 013	131 038 413	11 351 663	374 154 093
679 Tubes, Pipes, Hollow Profile, Pipe Fitting Of Iron/steel	34 133 572	268 433 032	41 158 136	331 524 860
LAINNYA	769 490 291	7 437 136 187	1 108 302 373	10 351 930 455

**I.6 IMPOR KOMODITI MENURUT NEGARA ASAL / IMPORT BY COUNTRY OF ORIGIN
DAN LIMA GOLONGAN BARANG (SITC) UTAMA / AND FIVE MAJOR SITC COMMODITY GROUP
** DESEMBER / DECEMBER 2009 ****

Negara Asal/SITC/Uraian Golongan Barang <i>Country of Origin/SITC/group Description</i>	Berat Bersih / <i>Net Weight (Kg)</i>		Nilai CIF / <i>CIF Value (US\$)</i>	
	Bulan ini <i>Current month</i>	Kumulatif <i>Cum. Jan to date</i>	Bulan ini <i>Current month</i>	Kumulatif <i>Cum. Jan to date</i>
SUB TOTAL	841 748 970	8 044 151 617	1 540 770 641	14 002 170 505
MONGOLIA				
793 Ships, Boats, And Floating Structures	0	498 000	0	206 880
776 Thermionic, Cold Cathode, And Photo Cathode Valves/tubes	9	9	110 664	110 664
278 Other Crude Minerals	0	100 371	0	31 613
652 Cotton Fabrics, Woven	0	1 501	0	22 244
743 Pumps, Compressors, Fans, Blowers, Centrifuges, And Parts	0	155	0	10 915
LAINNYA	0	1 211	0	2 949
SUB TOTAL	9	601 247	110 664	385 265
MACAU				
655 Knitted Or Crocheted Fabrics	36 662	622 436	187 601	2 553 226
652 Cotton Fabrics, Woven	26 294	232 383	343 839	1 402 597
651 Textile Yarns	215	54 712	973	264 602
654 Textile Fabrics, Woven, Other Than Of Cotton Or Man-made Fib	0	46 825	0	215 877
831 Travel Goods	2 594	14 492	26 117	137 529
LAINNYA	12 488	119 144	117 658	861 252
SUB TOTAL	78 253	1 089 992	676 188	5 435 083
PAPUA NEW GUINEA				
072 Cocoa	303 188	8 362 004	904 889	21 970 652
283 Copper Ores And Concentrates	0	9 900 000	0	14 319 656
282 Waste And Scrap Metal Of Iron/steel	708 867	10 955 621	211 736	2 998 221
223 Oil Seeds Use For Extraction Of Other Fixed Vegetable Oils	0	2 020	0	296 978
074 Tea And Mate	11 100	79 100	17 871	127 351
LAINNYA	0	272 509	0	589 370
SUB TOTAL	1 023 155	29 571 254	1 134 496	40 302 228
THAILAND				
781 Passenger Motor Cars	6 398 326	41 952 518	62 384 776	396 020 954
784 Parts And Accessories Of The Motor Vehicles	4 336 799	37 742 221	36 888 654	315 659 187
061 Sugar, Molasses, And Honey	66 428 120	655 751 831	36 950 392	255 023 375
713 Internal Combustion Piston Engines And Parts	1 672 231	16 428 552	22 843 018	243 295 619
741 Heating And Cooling Equipments And Parts	2 479 215	28 381 385	16 679 103	182 461 314
LAINNYA	337 105 614	3 460 435 778	296 470 792	3 220 462 580
SUB TOTAL	418 420 305	4 240 692 285	472 216 735	4 612 923 029
SINGAPORE				
334 Petroleum Products, Refined	1 039 057 845	10 666 797 587	716 563 512	6 124 999 659
793 Ships, Boats, And Floating Structures	87 728 100	480 716 436	76 756 499	1 445 692 448
776 Thermionic, Cold Cathode, And Photo Cathode Valves/tubes	462 304	3 987 214	49 600 341	452 311 927
511 Hydrocarbon And Their Halogenated, Nitrated Derivatives	48 064 363	485 837 437	49 054 818	418 041 264
772 Electrical Apparatus For Making And Breaking Electrical Circ	1 036 661	12 629 624	38 084 706	412 928 119
LAINNYA	250 575 958	2 822 879 723	586 575 540	6 696 424 850
SUB TOTAL	1 426 925 231	14 472 848 021	1 516 635 416	15 550 398 267
PHILIPPINES				
776 Thermionic, Cold Cathode, And Photo Cathode Valves/tubes	11 283	383 598	5 306 963	59 612 738
726 Printing/book Binding Machinery And Parts	12 609	175 648	3 654 136	52 377 473
022 Milk,cream, And Milk Products Other Than Butter Or Cheese	380 976	5 525 001	2 143 875	29 154 663
748 Transmission Shafts And Cranks	190 650	1 897 000	2 441 526	25 076 021
593 Explosive And Pyrotechnic Products	353 081	1 223 196	6 225 039	22 857 289
LAINNYA	49 095 114	277 757 759	49 454 603	354 957 011

**I.6 IMPOR KOMODITI MENURUT NEGARA ASAL / IMPORT BY COUNTRY OF ORIGIN
DAN LIMA GOLONGAN BARANG (SITC) UTAMA / AND FIVE MAJOR SITC COMMODITY GROUP
** DESEMBER / DECEMBER 2009 ****

Negara Asal/SITC/Uraian Golongan Barang <i>Country of Origin/SITC/group Description</i>	Berat Bersih / <i>Net Weight (Kg)</i>		Nilai CIF / <i>CIF Value (US\$)</i>	
	Bulan ini <i>Current month</i>	Kumulatif <i>Cum. Jan to date</i>	Bulan ini <i>Current month</i>	Kumulatif <i>Cum. Jan to date</i>
SUB TOTAL	50 043 713	286 962 202	69 226 142	544 035 195
MALAYSIA				
333 Petroleum Oil, Crude	449 884 007	2 539 746 134	261 771 313	1 234 917 766
334 Petroleum Products, Refined	69 207 693	2 201 751 662	41 063 302	1 209 822 661
793 Ships, Boats, And Floating Structures	194 345	19 687 598	1 366 140	160 661 149
511 Hydrocarbon And Their Halogenated, Nitrated Derivatives	4 853 698	200 568 667	4 912 931	155 756 763
575 Other Plastics In Primary Forms	8 547 905	85 000 801	10 248 137	103 191 311
LAINNYA	384 297 034	3 770 461 693	288 022 101	2 824 081 827
SUB TOTAL	916 984 682	8 817 216 555	607 383 924	5 688 431 477
MYANMAR				
054 Vegetables, Fresh, Chilled, Frozen Or Simply Preserved	48 000	44 130 392	37 085	22 540 726
682 Copper	0	798 548	0	3 482 732
035 Fish, Dried Salted Or In Brine; Smoked Fish	193 350	1 857 654	132 907	1 234 031
044 Maize, Unmilled	0	2 005 331	0	374 669
247 Wood In The Rough Or Roughly Squared	0	140 828	0	368 984
LAINNYA	14 886	1 539 446	11 909	1 055 710
SUB TOTAL	256 236	50 472 199	181 901	29 056 852
CAMBODIA				
793 Ships, Boats, And Floating Structures	0	5 039 000	0	1 337 900
845 Articles Of Apparel	3 122	27 898	83 930	611 376
652 Cotton Fabrics, Woven	1 076	77 201	16 702	412 702
841 Men's Coats/jackets, Not Knitted	464	10 321	16 346	237 149
653 Fabrics, Woven, Of Man-made Fibres	0	23 544	0	146 012
LAINNYA	12 676	86 728	63 589	654 186
SUB TOTAL	17 338	5 264 692	180 567	3 399 325
BRUNEI DARUSSALAM				
333 Petroleum Oil, Crude	83 092 000	1 410 253 389	48 677 212	636 682 270
282 Waste And Scrap Metal Of Iron/steel	0	2 898 927	0	695 742
874 Measuring, Checking, Analysing, And Controlling Instrument A	0	17 753	0	646 220
773 Equipment For Distributing Electricity	0	33 704	0	418 192
742 Pumps For Liquid And Parts	0	13 026	0	276 666
LAINNYA	127 197	343 193	180 012	871 587
SUB TOTAL	83 219 197	1 413 559 992	48 857 224	639 590 677
LAO PEOPLE'S DEM. REP.				
071 Coffee And Coffee Substitutes	0	268 800	0	243 936
551 Essential Oils, Perfumes, And Flavour Materials	0	16 000	0	96 000
773 Equipment For Distributing Electricity	0	8 213	0	41 616
571 Polymers Of Ethylene In Primary Forms	49 500	49 500	29 700	29 700
652 Cotton Fabrics, Woven	0	2 977	0	24 053
LAINNYA	0	246	0	3 293
SUB TOTAL	49 500	345 736	29 700	438 598
NEPAL				
642 Paper And Paperboard Cut To Size/shape And Article Of Papers	0	1 666	0	9 464
898 Musical Instrument And Parts/accessories	0	95	0	1 048
892 Printed Matter	0	93	0	860
831 Travel Goods	0	19	0	573
697 Household Equipment Of Base Metals	0	47	0	525

**I.6 IMPOR KOMODITI MENURUT NEGARA ASAL / IMPORT BY COUNTRY OF ORIGIN
DAN LIMA GOLONGAN BARANG (SITC) UTAMA / AND FIVE MAJOR SITC COMMODITY GROUP
** DESEMBER / DECEMBER 2009 ****

Negara Asal/SITC/Uraian Golongan Barang <i>Country of Origin/SITC/group Description</i>	Berat Bersih / <i>Net Weight (Kg)</i>		Nilai CIF / <i>CIF Value (US\$)</i>	
	Bulan ini <i>Current month</i>	Kumulatif <i>Cum. Jan to date</i>	Bulan ini <i>Current month</i>	Kumulatif <i>Cum. Jan to date</i>
LAINNYA	0	0	0	0
SUB TOTAL	0	1 920	0	12 470
BHUTAN				
893 Article Of Plastics	0	4 278	0	139 863
776 Thermionic, Cold Cathode, And Photo Cathode Valves/tubes	0	525	0	27 805
874 Measuring, Checking, Analysing, And Controlling Instrument A	0	24	0	14 430
772 Electrical Apparatus For Making And Breaking Electrical Circ	0	22	0	865
778 Electrical Machinery And Apparatus	0	11	0	830
LAINNYA	0	1	0	54
SUB TOTAL	0	4 861	0	183 847
VIET NAM				
333 Petroleum Oil, Crude	0	394 465 790	0	169 243 248
674 Flat Rolled Products, Clad Or Plated	8 110 918	39 051 032	8 604 820	36 083 648
751 Office Machines	454 025	4 935 367	2 963 842	35 344 574
764 Telecommunication Equipments And Parts	70 760	338 530	7 849 686	25 787 206
775 Household Type, Electrical/non-electrical Equipments	346 580	6 004 790	1 563 274	25 501 781
LAINNYA	24 515 758	249 557 223	46 340 681	361 781 475
SUB TOTAL	33 498 041	694 352 732	67 322 303	653 741 932
INDIA				
764 Telecommunication Equipments And Parts	397 537	2 754 261	59 596 532	417 766 074
511 Hydrocarbon And Their Halogenated, Nitrated Derivatives	12 027 686	213 180 393	13 412 569	192 292 561
081 Feeding Stuff For Animals	48 360 269	398 305 362	18 761 523	137 434 503
222 Oil Seeds Use For Extraction Ofsoft Fixed Vegetable Oils	6 041 132	134 222 248	6 190 576	132 392 236
334 Petroleum Products, Refined	25 606 738	191 462 947	18 491 597	111 890 816
LAINNYA	142 007 368	1 310 497 464	125 516 511	1 217 580 497
SUB TOTAL	234 440 730	2 250 422 675	241 969 308	2 209 356 687
PAKISTAN				
263 Cotton	5 129 497	14 244 851	7 016 609	17 953 214
652 Cotton Fabrics, Woven	90 846	2 418 781	829 819	9 697 545
651 Textile Yarns	212 621	4 109 986	450 292	7 104 063
793 Ships, Boats, And Floating Structures	0	9 405 000	0	6 646 368
653 Fabrics, Woven, Of Man-made Fibres	118 749	1 696 806	480 082	6 298 298
LAINNYA	2 860 259	40 371 745	3 047 088	28 708 545
SUB TOTAL	8 411 972	72 247 169	11 823 890	76 408 033
BANGLADESH				
658 Made-up Articles, Wholly/chiefly Of Textile Materials	567 917	12 695 136	488 268	10 076 525
723 Civil Engineering And Contractor Plants And Equipments/parts	0	1 224 000	0	5 545 950
651 Textile Yarns	578 684	5 819 424	492 791	4 157 973
611 Leathers	2 854	25 820	69 508	1 136 481
542 Medicaments, Including Veterinary Medicaments	2 199	13 511	135 289	1 112 524
LAINNYA	257 753	3 683 032	432 118	5 313 457
SUB TOTAL	1 409 407	23 460 923	1 617 974	27 342 910
SRI LANKA				
046 Meal And Flour Of Wheat And Flour Of Meslin	12 902 001	132 335 933	5 202 010	56 461 188
652 Cotton Fabrics, Woven	27 398	289 705	162 393	1 845 407
656 Tulle,lace,enbroidery,ribbons,trimmings And Other Small Ware	6 772	49 276	132 139	1 346 988
074 Tea And Mate	30 012	302 059	208 246	1 346 003

**I.6 IMPOR KOMODITI MENURUT NEGARA ASAL / IMPORT BY COUNTRY OF ORIGIN
DAN LIMA GOLONGAN BARANG (SITC) UTAMA / AND FIVE MAJOR SITC COMMODITY GROUP
** DESEMBER / DECEMBER 2009 ****

Negara Asal/SITC/Uraian Golongan Barang <i>Country of Origin/SITC/group Description</i>	Berat Bersih / <i>Net Weight (Kg)</i>		Nilai CIF / <i>CIF Value (US\$)</i>	
	Bulan ini <i>Current month</i>	Kumulatif <i>Cum. Jan to date</i>	Bulan ini <i>Current month</i>	Kumulatif <i>Cum. Jan to date</i>
845 Articles Of Apparel	422	24 489	17 904	731 837
LAINNYA	76 834	1 721 642	341 976	6 464 108
SUB TOTAL	13 043 439	134 723 104	6 064 668	68 195 531
AFGHANISTAN				
792 Aircraft And Associated Equipments And Parts	0	40 000	0	1 000 000
057 Fruit And Nut; Fresh Or Dried	0	19 500	0	28 275
652 Cotton Fabrics, Woven	0	3	0	62
LAINNYA	0	0	0	0
SUB TOTAL	0	59 503	0	1 028 337
INDONESIA				
036 Crustaceans, Molluscs, And Aquatic Invertebrates	17 447	403 763	175 441	2 841 659
034 Fish, Fresh, Chilled Or Frozen	44 450	599 491	280 133	2 604 939
897 Jewellery, Goldsmith, Silversmith Wares, And Other Articles	0	98	0	886 111
851 Footwears	0	93 592	0	857 899
673 Flat Rolled Products, Not Clad	0	1 635 966	0	827 085
LAINNYA	309 225	4 271 368	621 639	12 365 246
SUB TOTAL	371 122	7 004 278	1 077 213	20 382 939
IRAQ				
057 Fruit And Nut; Fresh Or Dried	0	1 742 170	0	686 715
LAINNYA	0	0	0	0
SUB TOTAL	0	1 742 170	0	686 715
IRAN (ISLAMIC REPUBLIC OF)				
342 Liquefied Propane And Butane	0	286 013 703	0	143 660 788
511 Hydrocarbon And Their Halogenated, Nitrated Derivatives	19 864 420	186 223 032	19 533 804	143 044 363
334 Petroleum Products, Refined	0	30 387 769	0	27 453 221
562 Fertilizers, Manufactured	0	27 750 400	0	15 323 753
335 Residual Petroleum Products, And Related Materials	807 781	14 018 084	551 330	6 811 854
LAINNYA	4 614 708	39 739 158	3 883 253	19 923 566
SUB TOTAL	25 286 909	584 132 146	23 968 387	356 217 545
SAUDI ARABIA				
333 Petroleum Oil, Crude	496 490 290	4 818 229 478	288 099 744	2 320 090 112
511 Hydrocarbon And Their Halogenated, Nitrated Derivatives	13 280 542	305 512 210	13 070 188	243 045 386
334 Petroleum Products, Refined	35 001 980	451 050 685	24 421 556	242 605 917
342 Liquefied Propane And Butane	45 071 720	201 447 180	33 477 386	115 414 347
512 Alcohols,phenols,phenol-alcohols And Their Halogenated	10 187 883	151 167 646	8 619 974	99 080 206
LAINNYA	7 271 273	98 538 106	9 279 018	115 578 237
SUB TOTAL	607 303 688	6 025 945 305	376 967 866	3 135 814 205
ISRAEL				
764 Telecommunication Equipments And Parts	416	19 006	110 828	3 067 666
726 Printing/book Binding Machinery And Parts	1 214	40 776	29 148	2 162 692
541 Medicinal And Pharmaceutical Products	5 847	34 065	241 245	1 760 604
751 Office Machines	6 425	45 519	357 965	1 676 780
776 Thermionic, Cold Cathode, And Photo Cathode Valves/tubes	5	1 624	36 526	906 015
LAINNYA	48 563	474 741	685 740	4 026 761
SUB TOTAL	62 470	615 731	1 461 452	13 600 518
KUWAIT				
334 Petroleum Products, Refined	340 945 084	2 449 125 009	213 166 370	1 313 005 636
333 Petroleum Oil, Crude	0	87 012 000	0	53 839 205

**I.6 IMPOR KOMODITI MENURUT NEGARA ASAL / IMPORT BY COUNTRY OF ORIGIN
DAN LIMA GOLONGAN BARANG (SITC) UTAMA / AND FIVE MAJOR SITC COMMODITY GROUP
** DESEMBER / DECEMBER 2009 ****

Negara Asal/SITC/Uraian Golongan Barang <i>Country of Origin/SITC/group Description</i>	Berat Bersih / <i>Net Weight (Kg)</i>		Nilai CIF / <i>CIF Value (US\$)</i>	
	Bulan ini <i>Current month</i>	Kumulatif <i>Cum. Jan to date</i>	Bulan ini <i>Current month</i>	Kumulatif <i>Cum. Jan to date</i>
512 Alcohols,phenols,phenol-alcohols And Their Halogenated	7 734 112	63 811 396	6 366 343	42 121 675
571 Polymers Of Ethylene In Primary Forms	3 256 343	26 689 815	2 124 848	22 310 075
282 Waste And Scrap Metal Of Iron/steel	1 384 230	8 527 365	479 343	2 795 608
LAINNYA	1 173 343	20 314 211	1 054 902	8 180 021
SUB TOTAL	354 493 112	2 655 479 796	223 191 806	1 442 252 220
JORDAN				
272 Fertilizers, Crude	37 000 000	519 320 000	5 106 000	123 790 930
562 Fertilizers, Manufactured	27 500 000	63 237 740	13 200 000	38 706 115
685 Lead	506 250	1 145 840	890 637	1 878 978
288 Non-ferrous Base Metal Waste And Scraps	0	19 390	0	110 652
752 Automatic Data Processing Machines And Their Units	0	229	0	100 800
LAINNYA	27 631	508 104	56 043	453 711
SUB TOTAL	65 033 881	584 231 303	19 252 680	165 041 186
LEBANON				
773 Equipment For Distributing Electricity	0	35 170	0	813 682
892 Printed Matter	59 035	254 298	93 954	560 956
288 Non-ferrous Base Metal Waste And Scraps	20 600	43 640	124 238	232 473
727 Food Processing Machines And Parts	0	8 601	0	79 000
073 Chocolate And Other Food Preparations Containing Cocoa	548	3 061	11 336	61 714
LAINNYA	1 693	40 721	40 716	174 905
SUB TOTAL	81 876	385 491	270 244	1 922 730
PALESTINA				
793 Ships, Boats, And Floating Structures	0	996 000	0	251 250
723 Civil Engineering And Contractor Plants And Equipments/parts	0	322	0	102 358
784 Parts And Accessories Of The Motor Vehicles	0	90	0	37 463
745 Other Non-electrical Machinery, Tools, And Mechanical Apparatus	0	15	0	4 748
LAINNYA	0	0	0	0
SUB TOTAL	0	996 427	0	395 819
YEMEN				
288 Non-ferrous Base Metal Waste And Scraps	85 315	127 360	525 772	718 339
611 Leathers	0	87 870	0	453 824
685 Lead	92 230	188 810	153 098	302 797
873 Meters And Counters	0	7 760	0	85 085
778 Electrical Machinery And Apparatus	0	10 302	0	30 768
LAINNYA	0	3 020	0	51 080
SUB TOTAL	177 545	425 122	678 870	1 641 893
OMAN				
684 Alumunium	4 505 994	36 317 904	9 180 103	61 961 951
575 Other Plastics In Primary Forms	0	1 435 500	0	898 179
723 Civil Engineering And Contractor Plants And Equipments/parts	0	13 441	0	183 391
772 Electrical Apparatus For Making And Breaking Electrical Circ	0	20 670	0	76 032
792 Aircraft And Associated Equipments And Parts	0	3 784	0	67 970
LAINNYA	27	1 383	1 322	29 170
SUB TOTAL	4 506 021	37 792 682	9 181 425	63 216 693
SYRIA ARAB REPUBLIC				
611 Leathers	44 200	117 201	318 060	831 610
334 Petroleum Products, Refined	0	1 184 661	0	462 610

**I.6 IMPOR KOMODITI MENURUT NEGARA ASAL / IMPORT BY COUNTRY OF ORIGIN
DAN LIMA GOLONGAN BARANG (SITC) UTAMA / AND FIVE MAJOR SITC COMMODITY GROUP
** DESEMBER / DECEMBER 2009 ****

Negara Asal/SITC/Uraian Golongan Barang <i>Country of Origin/SITC/group Description</i>	Berat Bersih / <i>Net Weight (Kg)</i>		Nilai CIF / <i>CIF Value (US\$)</i>	
	Bulan ini <i>Current month</i>	Kumulatif <i>Cum. Jan to date</i>	Bulan ini <i>Current month</i>	Kumulatif <i>Cum. Jan to date</i>
892 Printed Matter	15 001	84 710	15 135	90 635
655 Knitted Or Crocheted Fabrics	0	1 620	0	40 549
057 Fruit And Nut; Fresh Or Dried	28 000	28 000	25 326	25 326
LAINNYA	12	25 507	427	66 857
SUB TOTAL	87 213	1 441 699	358 948	1 517 587
TURKEY				
333 Petroleum Oil, Crude	0	735 480 460	0	344 418 990
046 Meal And Flour Of Wheat And Flour Of Meslin	40 184 000	382 144 930	12 018 339	117 987 183
121 Tobacco, Unmanufactured And Refused	271 821	3 878 900	1 457 844	22 048 652
672 Ingots And Other Iron/steel In Primary Forms	0	34 901 219	0	15 416 848
511 Hydrocarbon And Their Halogenated, Nitrated Derivatives	0	8 938 892	0	8 384 993
LAINNYA	9 259 029	105 365 675	7 271 111	79 450 965
SUB TOTAL	49 714 850	1 270 710 076	20 747 294	587 707 631
UNITED ARAB EMIRATES				
334 Petroleum Products, Refined	30 048 671	160 544 429	19 740 080	99 753 735
342 Liquefied Propane And Butane	0	196 944 782	0	95 222 702
684 Alumunium	481 622	9 103 566	1 082 085	17 546 889
282 Waste And Scrap Metal Of Iron/steel	4 230 830	37 821 857	1 441 615	11 784 219
571 Polymers Of Ethylene In Primary Forms	495 000	7 633 915	626 918	8 847 233
LAINNYA	7 474 268	91 034 106	8 354 980	53 880 650
SUB TOTAL	42 730 391	503 082 655	31 245 678	287 035 428
QATAR				
511 Hydrocarbon And Their Halogenated, Nitrated Derivatives	21 185 621	107 475 975	19 472 453	83 433 091
342 Liquefied Propane And Butane	0	170 829 540	0	77 830 277
334 Petroleum Products, Refined	0	49 957 041	0	24 236 067
671 Pig Iron, spiegeleisen, sponge Iron, And Ferro-alloys	0	67 042 368	0	20 035 384
598 Miscellaneous Chemical Products	1 936 638	7 904 464	2 613 886	12 541 598
LAINNYA	777 419	64 041 103	609 407	20 595 459
SUB TOTAL	23 899 678	467 250 491	22 695 746	238 671 876
BAHRAIN				
334 Petroleum Products, Refined	19 905 290	91 103 130	13 705 190	49 274 142
281 Iron Ore And Concentrates	0	201 017 487	0	19 153 587
684 Alumunium	968 894	4 612 577	2 106 514	9 188 307
282 Waste And Scrap Metal Of Iron/steel	720 275	7 318 704	227 866	2 321 886
522 Inorganic Chemical Elements, Oxides And Halogen Salts	0	8 871 044	0	1 907 274
LAINNYA	51 010	5 610 250	61 102	3 995 567
SUB TOTAL	21 645 469	318 533 192	16 100 672	85 840 763
CYPRUS				
793 Ships, Boats, And Floating Structures	0	11 998 000	0	2 500 000
251 Pulp And Waste Paper	0	717 074	0	321 199
273 Stone, Sand And Gravel	22 500	303 000	7 732	101 488
893 Article Of Plastics	0	11 444	0	20 585
895 Office And Stationery Supplies	0	4 040	0	7 263
LAINNYA	448	14 469	4 511	17 896
SUB TOTAL	22 948	13 048 027	12 243	2 968 431
EGYPT				

**I.6 IMPOR KOMODITI MENURUT NEGARA ASAL / IMPORT BY COUNTRY OF ORIGIN
DAN LIMA GOLONGAN BARANG (SITC) UTAMA / AND FIVE MAJOR SITC COMMODITY GROUP
** DESEMBER / DECEMBER 2009 ****

Negara Asal/SITC/Uraian Golongan Barang <i>Country of Origin/SITC/group Description</i>	Berat Bersih / <i>Net Weight (Kg)</i>		Nilai CIF / <i>CIF Value (US\$)</i>	
	Bulan ini	Kumulatif	Bulan ini	Kumulatif
	<i>Current month</i>	<i>Cum. Jan to date</i>	<i>Current month</i>	<i>Cum. Jan to date</i>
562 Fertilizers, Manufactured	30 833 000	257 831 402	2 820 943	35 225 819
272 Fertilizers, Crude	72 095 000	248 425 000	8 349 852	32 013 027
061 Sugar, Molasses, And Honey	816	28 081 180	1 606	6 415 848
057 Fruit And Nut; Fresh Or Dried	93 950	7 291 623	90 274	5 925 141
522 Inorganic Chemical Elements, Oxides And Halogen Salts	0	14 986 537	0	4 241 432
LAINNYA	719 454	5 547 506	1 239 084	9 929 161
SUB TOTAL	103 742 220	562 163 248	12 501 759	93 750 428
LIBYAN ARAB JAMAHIRIYA				
333 Petroleum Oil, Crude	0	262 559 808	0	90 012 934
511 Hydrocarbon And Their Halogenated, Nitrated Derivatives	0	21 934 596	0	12 980 053
723 Civil Engineering And Contractor Plants And Equipments/parts	0	900	0	39 720
LAINNYA	0	0	0	0
SUB TOTAL	0	284 495 304	0	103 032 707
MOROCCO				
334 Petroleum Products, Refined	0	25 815 339	0	10 080 890
793 Ships, Boats, And Floating Structures	0	581 000	0	3 500 000
842 Women's Coats/jacket, Not Knitted	6 668	66 410	356 346	3 479 282
841 Men's Coats/jackets, Not Knitted	990	18 275	47 446	894 634
845 Articles Of Apparel	1 234	12 534	65 715	633 700
LAINNYA	1 762	83 404	65 800	782 206
SUB TOTAL	10 654	26 576 962	535 307	19 370 712
TUNISIA				
057 Fruit And Nut; Fresh Or Dried	0	1 690 666	0	5 118 634
523 Metallicsalts And Peroxysalts	850 000	4 110 000	379 200	1 890 950
251 Pulp And Waste Paper	44 800	940 800	93 454	1 847 609
641 Papers And Paperboards	0	1 043 403	0	1 076 385
772 Electrical Apparatus For Making And Breaking Electrical Circ	3 325	32 674	59 639	887 944
LAINNYA	53 768	206 873	177 165	1 115 162
SUB TOTAL	951 893	8 024 416	709 458	11 936 684
ALGERIA				
333 Petroleum Oil, Crude	0	124 675 498	0	54 007 305
685 Lead	0	172 700	0	241 780
034 Fish, Fresh, Chilled Or Frozen	0	24 880	0	33 056
057 Fruit And Nut; Fresh Or Dried	0	24 000	0	24 000
699 Manufactures Of Base Metals	0	360	0	9 758
LAINNYA	0	15 215	0	4 920
SUB TOTAL	0	124 912 653	0	54 320 819
SUDAN				
333 Petroleum Oil, Crude	136 832 000	1 292 206 679	99 341 207	667 324 348
288 Non-ferrous Base Metal Waste And Scraps	36 480	36 480	236 207	236 207
273 Stone, Sand And Gravel	0	28 814	0	60 650
282 Waste And Scrap Metal Of Iron/steel	204 365	204 365	49 048	49 048
263 Cotton	0	17 908	0	38 099
LAINNYA	175	13 434	10 821	33 999
SUB TOTAL	137 073 020	1 292 507 680	99 637 283	667 742 351
ERITREA				
656 Tulle,lace,embroidery,ribbons,trimmings And Other Small Ware	0	91	0	4 013

**I.6 IMPOR KOMODITI MENURUT NEGARA ASAL / IMPORT BY COUNTRY OF ORIGIN
DAN LIMA GOLONGAN BARANG (SITC) UTAMA / AND FIVE MAJOR SITC COMMODITY GROUP
** DESEMBER / DECEMBER 2009 ****

Negara Asal/SITC/Uraian Golongan Barang <i>Country of Origin/SITC/group Description</i>	Berat Bersih / <i>Net Weight (Kg)</i>		Nilai CIF / <i>CIF Value (US\$)</i>	
	Bulan ini <i>Current month</i>	Kumulatif <i>Cum. Jan to date</i>	Bulan ini <i>Current month</i>	Kumulatif <i>Cum. Jan to date</i>
776 Thermionic, Cold Cathode, And Photo Cathode Valves/tubes	0	1	0	1 000
873 Meters And Counters	0	4	0	711
695 Tools For Used In The Hand Or In Machines	0	9	0	552
841 Men's Coats/jackets, Not Knitted	0	9	0	289
LAINNYA	0	0	0	0
SUB TOTAL	0	114	0	6 565
LESOTHO				
845 Articles Of Apparel	0	72	0	3 197
LAINNYA	0	0	0	0
SUB TOTAL	0	72	0	3 197
NAMIBIA				
686 Zinc	1 380 388	11 272 589	3 092 392	19 135 354
282 Waste And Scrap Metal Of Iron/steel	582 975	1 294 565	184 221	406 142
713 Internal Combustion Piston Engines And Parts	0	8 660	0	283 725
778 Electrical Machinery And Apparatus	13	480	70	14 409
772 Electrical Apparatus For Making And Breaking Electrical Circ	0	466	0	6 811
LAINNYA	260	624	1 370	6 371
SUB TOTAL	1 963 636	12 577 384	3 278 053	19 852 812
ETHIOPIA				
211 Hides And Skins, Raw	0	68 791	0	616 117
263 Cotton	280 285	280 285	458 803	458 803
611 Leathers	0	7 045	0	395 775
075 Spices	0	180 000	0	215 595
071 Coffee And Coffee Substitutes	0	36 152	0	86 657
LAINNYA	0	5	0	163
SUB TOTAL	280 285	572 278	458 803	1 773 110
TANZANIA, UNITED REP. OF				
263 Cotton	3 127 259	12 570 577	4 244 664	14 298 131
222 Oil Seeds Use For Extraction Ofsoft Fixed Vegetable Oils	0	1 407 524	0	706 538
292 Crude Vegetable Materials	100 000	300 000	160 000	480 000
071 Coffee And Coffee Substitutes	0	90 000	0	153 460
652 Cotton Fabrics, Woven	0	97 122	0	134 357
LAINNYA	317	473 641	2 734	210 774
SUB TOTAL	3 227 576	14 938 864	4 407 398	15 983 260
MADAGASCAR				
551 Essential Oils, Perfumes, And Flavour Materials	79 200	544 600	563 904	3 582 719
287 Ores And Concentrates Of Basemetals	0	273 832	0	195 520
265 Vegetable Textile Fibres,raw Or Processed;waste Of These Fib	0	50 417	0	48 923
843 Men's Coats/jackets, Knitted	0	1 172	0	35 752
845 Articles Of Apparel	4	751	148	22 138
LAINNYA	24	56 403	863	54 225
SUB TOTAL	79 228	927 175	564 915	3 939 277
KENYA				
074 Tea And Mate	129 389	1 627 440	355 629	4 178 401
642 Paper And Paperboard Cut To Size/shape And Article Of Papers	0	613 900	0	1 335 040

**I.6 IMPOR KOMODITI MENURUT NEGARA ASAL / IMPORT BY COUNTRY OF ORIGIN
DAN LIMA GOLONGAN BARANG (SITC) UTAMA / AND FIVE MAJOR SITC COMMODITY GROUP
** DESEMBER / DECEMBER 2009 ****

Negara Asal/SITC/Uraian Golongan Barang <i>Country of Origin/SITC/group Description</i>	Berat Bersih / <i>Net Weight (Kg)</i>		Nilai CIF / <i>CIF Value (US\$)</i>	
	Bulan ini <i>Current month</i>	Kumulatif <i>Cum. Jan to date</i>	Bulan ini <i>Current month</i>	Kumulatif <i>Cum. Jan to date</i>
611 Leathers	0	122 464	0	1 159 488
263 Cotton	0	715 684	0	923 888
512 Alcohols,phenols,phenol-alcohols And Their Halogenated LAINNYA	103 478	5 672 196	153 953	2 127 770
SUB TOTAL	232 867	9 901 684	509 582	10 575 587
REUNION				
251 Pulp And Waste Paper	552 830	4 448 643	86 241	503 029
699 Manufactures Of Base Metals	0	11 373	0	31 174
742 Pumps For Liquid And Parts	0	375	0	10 724
874 Measuring, Checking, Analysing, And Controlling Instrument A	0	14	0	4 524
892 Printed Matter	1	1	6	6
LAINNYA	0	0	0	0
SUB TOTAL	552 831	4 460 406	86 247	549 457
MOZAMBIQUE				
263 Cotton	2 133 784	6 565 978	2 895 257	8 566 805
222 Oil Seeds Use For Extraction Ofsoft Fixed Vegetable Oils	18 955	2 157 343	17 533	1 332 135
121 Tobacco, Unmanufactured And Refused	34 650	109 420	233 046	707 734
282 Waste And Scrap Metal Of Iron/steel	111 320	1 858 725	36 179	587 945
685 Lead	0	294 009	0	470 144
LAINNYA	95 967	620 961	75 814	492 251
SUB TOTAL	2 394 676	11 606 436	3 257 829	12 157 014
BOTSWANA				
658 Made-up Articles, Wholly/chiefly Of Textile Materials LAINNYA	0	97	0	1 803
SUB TOTAL	0	97	0	1 803
TOGO				
263 Cotton	12 357	3 957 929	17 435	4 983 772
282 Waste And Scrap Metal Of Iron/steel	1 241 430	7 894 970	378 538	2 363 141
222 Oil Seeds Use For Extraction Ofsoft Fixed Vegetable Oils	0	266 300	0	119 836
642 Paper And Paperboard Cut To Size/shape And Article Of Papers	0	30 756	0	83 179
657 Special Yarns,textile Fabrics LAINNYA	0	2 461	0	16 721
SUB TOTAL	1 253 787	12 154 630	395 973	7 583 017
GHANA				
072 Cocoa	525 000	10 875 000	1 886 649	32 259 169
263 Cotton	0	498 402	0	655 647
282 Waste And Scrap Metal Of Iron/steel	792 995	1 479 155	230 879	429 865
685 Lead	0	205 560	0	325 246
288 Non-ferrous Base Metal Waste And Scraps LAINNYA	21 115	40 175	137 588	226 145
SUB TOTAL	1 391 010	13 368 481	2 295 548	34 098 806
LIBERIA				
793 Ships, Boats, And Floating Structures	0	12 099 000	0	3 500 000
653 Fabrics, Woven, Of Man-made Fibres	0	1 378	0	20 705
651 Textile Yarns	0	355	0	852
582 Plates, Sheets, And Film Of Plastics	0	1	0	1

**I.6 IMPOR KOMODITI MENURUT NEGARA ASAL / IMPORT BY COUNTRY OF ORIGIN
DAN LIMA GOLONGAN BARANG (SITC) UTAMA / AND FIVE MAJOR SITC COMMODITY GROUP
** DESEMBER / DECEMBER 2009 ****

Negara Asal/SITC/Uraian Golongan Barang <i>Country of Origin/SITC/group Description</i>	Berat Bersih / <i>Net Weight (Kg)</i>		Nilai CIF / <i>CIF Value (US\$)</i>	
	Bulan ini <i>Current month</i>	Kumulatif <i>Cum. Jan to date</i>	Bulan ini <i>Current month</i>	Kumulatif <i>Cum. Jan to date</i>
LAINNYA	0	0	0	0
SUB TOTAL	0	12 100 734	0	3 521 558
GUINEA				
071 Coffee And Coffee Substitutes	0	307 800	0	386 597
282 Waste And Scrap Metal Of Iron/steel	183 820	183 820	61 212	61 212
248 Wood, simply Worked And Railway Sleeper Of Wood	0	65 215	0	60 019
629 Articles Of Rubbers	0	8	0	459
633 Cork Manufactures	0	5	0	290
LAINNYA	0	2	0	70
SUB TOTAL	183 820	556 850	61 212	508 647
ANGOLA				
691 Structures And Parts Of Iron/steel Or Aluminium	0	480 000	0	2 080 800
679 Tubes, Pipes, Hollow Profile, Pipe Fitting Of Iron/steel	0	55 458	0	106 369
282 Waste And Scrap Metal Of Iron/steel	0	138 042	0	51 298
723 Civil Engineering And Contractor Plants And Equipments/parts	0	29 677	0	37 514
773 Equipment For Distributing Electricity	0	1	0	26
LAINNYA	0	0	0	0
SUB TOTAL	0	703 178	0	2 276 007
CONGO				
282 Waste And Scrap Metal Of Iron/steel	0	808 750	0	352 331
248 Wood, simply Worked And Railway Sleeper Of Wood	0	90 170	0	122 287
247 Wood In The Rough Or Roughly Squared	0	38 815	0	32 882
728 Other Machines And Equipment Specialized For Particular Indu	0	5 512	0	19 300
742 Pumps For Liquid And Parts	0	428	0	1 500
LAINNYA	0	46	0	824
SUB TOTAL	0	943 721	0	529 124
CAMEROON				
072 Cocoa	0	1 591 048	0	4 126 827
263 Cotton	0	1 624 138	0	2 206 667
248 Wood, simply Worked And Railway Sleeper Of Wood	105 932	697 284	86 485	696 005
282 Waste And Scrap Metal Of Iron/steel	592 145	2 103 135	192 136	631 835
025 Eggs, Birds, And Egg Yolks; Fresh, Dried Or Otherwise Preser	0	36 839	0	202 714
LAINNYA	94 569	359 296	56 942	372 832
SUB TOTAL	792 646	6 411 740	335 563	8 236 880
NIGERIA				
333 Petroleum Oil, Crude	0	1 146 266 321	0	503 633 087
263 Cotton	932 455	3 580 516	1 336 630	4 782 085
248 Wood, simply Worked And Railway Sleeper Of Wood	0	249 347	0	189 116
685 Lead	0	79 830	0	111 762
723 Civil Engineering And Contractor Plants And Equipments/parts	0	10 000	0	90 000
LAINNYA	21	44 398	792	43 275
SUB TOTAL	932 476	1 150 230 412	1 337 422	508 849 325
SIERRA LEONE				
282 Waste And Scrap Metal Of Iron/steel	441 290	1 645 590	146 509	521 752
771 Electric Power Machinery And Parts	0	16	0	2 818
778 Electrical Machinery And Apparatus	0	1 108	0	1 514
716 Rotating Electric Plants And Parts	0	3	0	434
743 Pumps, Compressors, Fans, Blowers, Centrifuges, And Parts	0	65	0	363

**I.6 IMPOR KOMODITI MENURUT NEGARA ASAL / IMPORT BY COUNTRY OF ORIGIN
DAN LIMA GOLONGAN BARANG (SITC) UTAMA / AND FIVE MAJOR SITC COMMODITY GROUP
** DESEMBER / DECEMBER 2009 ****

Negara Asal/SITC/Uraian Golongan Barang <i>Country of Origin/SITC/group Description</i>	Berat Bersih / <i>Net Weight (Kg)</i>		Nilai CIF / <i>CIF Value (US\$)</i>	
	Bulan ini <i>Current month</i>	Kumulatif <i>Cum. Jan to date</i>	Bulan ini <i>Current month</i>	Kumulatif <i>Cum. Jan to date</i>
LAINNYA	0	22	0	116
SUB TOTAL	441 290	1 646 804	146 509	526 997
GABON				
635 Wood Manufactures	18 399	124 042	52 251	308 268
248 Wood, simply Worked And Railway Sleeper Of Wood	0	68 873	0	56 871
728 Other Machines And Equipment Specialized For Particular Indu	0	3 357	0	51 570
266 Synthetic Fibres Suitable For Spinning	2 830	2 830	35 060	35 060
282 Waste And Scrap Metal Of Iron/steel	0	54 600	0	13 923
LAINNYA	0	19	0	13 450
SUB TOTAL	21 229	253 721	87 311	479 142
COTE D'IVOIRE				
072 Cocoa	900 900	3 407 439	3 380 609	10 093 186
263 Cotton	1 285 763	5 643 153	1 840 516	7 614 210
057 Fruit And Nut; Fresh Or Dried	0	1 101 188	0	828 831
282 Waste And Scrap Metal Of Iron/steel	0	1 003 380	0	295 152
685 Lead	84 738	160 003	137 756	251 954
LAINNYA	33 575	117 446	42 027	296 996
SUB TOTAL	2 304 976	11 432 609	5 400 908	19 380 329
SENEGAL				
282 Waste And Scrap Metal Of Iron/steel	354 090	1 324 855	117 558	434 872
263 Cotton	198 905	198 905	308 055	308 055
287 Ores And Concentrates Of Basemetals	0	465 380	0	260 795
752 Automatic Data Processing Machines And Their Units	0	3 581	0	175 613
748 Transmission Shafts And Cranks	0	184	0	13 160
LAINNYA	468	5 984	8 545	13 851
SUB TOTAL	553 463	1 998 889	434 158	1 206 346
MAURITANIA				
282 Waste And Scrap Metal Of Iron/steel	78 540	245 520	21 991	64 571
652 Cotton Fabrics, Woven	0	2 430	0	20 875
LAINNYA	0	0	0	0
SUB TOTAL	78 540	247 950	21 991	85 446
MALI				
263 Cotton	912 191	6 602 279	1 439 952	8 647 523
764 Telecommunication Equipments And Parts	0	349	0	105 649
745 Other Non-electical Machinery, Tools, And Mechanical Appar	0	385	0	5 276
748 Transmission Shafts And Cranks	0	42	0	2 247
652 Cotton Fabrics, Woven	0	243	0	1 897
LAINNYA	2	57	665	1 407
SUB TOTAL	912 193	6 603 355	1 440 617	8 763 999
BENIN				
263 Cotton	295 887	6 133 237	425 290	8 055 460
282 Waste And Scrap Metal Of Iron/steel	1 442 920	3 252 740	476 832	1 044 131
057 Fruit And Nut; Fresh Or Dried	0	496 650	0	315 718
759 Parts And Accessories For Machine Of Heading 751 Or 752	0	13	0	6 183
893 Article Of Plastics	0	1	0	14
LAINNYA	0	0	0	0

**I.6 IMPOR KOMODITI MENURUT NEGARA ASAL / IMPORT BY COUNTRY OF ORIGIN
DAN LIMA GOLONGAN BARANG (SITC) UTAMA / AND FIVE MAJOR SITC COMMODITY GROUP
** DESEMBER / DECEMBER 2009 ****

Negara Asal/SITC/Uraian Golongan Barang <i>Country of Origin/SITC/group Description</i>	Berat Bersih / <i>Net Weight (Kg)</i>		Nilai CIF / <i>CIF Value (US\$)</i>	
	Bulan ini <i>Current month</i>	Kumulatif <i>Cum. Jan to date</i>	Bulan ini <i>Current month</i>	Kumulatif <i>Cum. Jan to date</i>
SUB TOTAL	1 738 807	9 882 641	902 122	9 421 506
BURKINA FASO				
263 Cotton	467 337	8 603 472	669 046	11 420 278
575 Other Plastics In Primary Forms	0	4 716	0	27 000
582 Plates, Sheets, And Film Of Plastics	0	3 162	0	18 103
592 Starches, Inulin, And Wheat Glutenal Buminoidal Substances; G	0	156	0	892
629 Articles Of Rubbers	0	120	0	684
LAINNYA	0	45	0	254
SUB TOTAL	467 337	8 611 671	669 046	11 467 211
GAMBIA				
551 Essential Oils, Perfumes, And Flavour Materials	0	537	0	2 879
LAINNYA	0	0	0	0
SUB TOTAL	0	537	0	2 879
U.S. VIRGIN ISLANDS				
775 Household Type, Electrical/non-electrical Equipments	0	47 278	0	349 800
851 Footwears	0	395	0	4 915
751 Office Machines	0	483	0	2 103
844 Women's Coats/jackets, Knitted	0	32	0	979
845 Articles Of Apparel	0	3	0	71
LAINNYA	0	3	0	89
SUB TOTAL	0	48 194	0	357 957
SEYCHELLES				
772 Electrical Apparatus For Making And Breaking Electrical Circ	0	109	0	249 945
598 Miscellaneous Chemical Products	0	1 000	0	35 270
764 Telecommunication Equipments And Parts	0	5 591	0	4 453
813 Lighting Fixtures And Fittings	0	1 215	0	3 650
694 Nails, Screws, Nuts, Bolts, Rivets Of Iron/steel Or Copper	0	156	0	108
LAINNYA	0	14	0	76
SUB TOTAL	0	8 085	0	293 502
UGANDA				
263 Cotton	0	3 588 612	0	4 452 902
611 Leathers	0	40 272	0	416 365
121 Tobacco, Unmanufactured And Refused	7 084	65 886	62 316	405 830
287 Ores And Concentrates Of Basemetals	0	5 040	0	172 771
685 Lead	0	91 440	0	139 505
LAINNYA	0	22 549	0	4 001
SUB TOTAL	7 084	3 813 799	62 316	5 591 374
CENTRAL AFRICAN REPUBLIC				
263 Cotton	317 720	3 537 674	453 062	4 235 836
266 Synthetic Fibres Suitable For Spinning	0	22 160	0	140 227
282 Waste And Scrap Metal Of Iron/steel	188 980	318 140	53 859	90 799
267 Other Man-made Fibres Suitable For Spinning And Waste	0	13 840	0	49 227
676 Iron/steel Bars, Rods, Angels, Shaped And Sections	0	2 236	0	2 646
LAINNYA	0	1	0	1
SUB TOTAL	506 700	3 894 051	506 921	4 518 736

**I.6 IMPOR KOMODITI MENURUT NEGARA ASAL / IMPORT BY COUNTRY OF ORIGIN
DAN LIMA GOLONGAN BARANG (SITC) UTAMA / AND FIVE MAJOR SITC COMMODITY GROUP
** DESEMBER / DECEMBER 2009 ****

Negara Asal/SITC/Uraian Golongan Barang <i>Country of Origin/SITC/group Description</i>	Berat Bersih / <i>Net Weight (Kg)</i>		Nilai CIF / <i>CIF Value (US\$)</i>	
	Bulan ini <i>Current month</i>	Kumulatif <i>Cum. Jan to date</i>	Bulan ini <i>Current month</i>	Kumulatif <i>Cum. Jan to date</i>
NIGER				
098 Edible Products And Preparations	0	19 800	0	48 708
575 Other Plastics In Primary Forms	10 269	10 269	33 423	33 423
232 Synthetic Rubber Latex, Synthetic/reclaimed Rubber	0	28 180	0	21 416
699 Manufactures Of Base Metals	39	21 039	1 667	18 990
273 Stone, Sand And Gravel	0	43 179	0	18 727
LAINNYA	120	50 861	4 403	47 527
SUB TOTAL	10 428	173 328	39 493	188 791
CHAD				
263 Cotton	216 846	576 269	346 724	847 861
LAINNYA	0	0	0	0
SUB TOTAL	216 846	576 269	346 724	847 861
DJIBOUTI				
611 Leathers	0	5 175	0	141 527
263 Cotton	49 682	49 682	61 653	61 653
685 Lead	0	37 020	0	53 679
LAINNYA	0	0	0	0
SUB TOTAL	49 682	91 877	61 653	256 859
SAINT HELENA				
873 Meters And Counters	0	10 692	0	156 071
657 Special Yarns, textile Fabrics	0	4 890	0	57 926
675 Flat Rolled Products And Alloy Steels	0	41 178	0	41 122
251 Pulp And Waste Paper	0	128 160	0	36 444
652 Cotton Fabrics, Woven	0	1 300	0	19 599
LAINNYA	0	1 555	0	30 467
SUB TOTAL	0	187 775	0	341 629
SWAZILAND				
251 Pulp And Waste Paper	992 158	12 398 450	580 412	5 392 823
562 Fertilizers, Manufactured	0	1 475 000	0	907 125
591 Disinfectants, Insecticides, And Fungicides Put In Forms	1 018	69 498	8 189	512 149
772 Electrical Apparatus For Making And Breaking Electrical Circ	0	6 080	0	327 442
684 Aluminium	453	453	250 583	250 583
LAINNYA	147	91 507	45 204	978 937
SUB TOTAL	993 776	14 040 988	884 388	8 369 059
SOUTH AFRICA				
251 Pulp And Waste Paper	7 956 162	125 934 142	6 547 802	86 853 323
333 Petroleum Oil, Crude	0	132 753 196	0	52 287 064
061 Sugar, Molasses, And Honey	20 100 000	98 451 120	11 195 010	49 556 644
282 Waste And Scrap Metal Of Iron/steel	13 719 987	97 414 404	4 442 506	30 400 235
222 Oil Seeds Use For Extraction Of soft Fixed Vegetable Oils	2 062 320	43 244 200	973 354	21 872 354
LAINNYA	19 834 257	96 600 203	15 036 413	109 269 582
SUB TOTAL	63 672 726	594 397 265	38 195 085	350 239 202
ZIMBABWE				
263 Cotton	2 412 761	12 663 957	3 375 642	17 051 116
121 Tobacco, Unmanufactured And Refused	79 200	985 900	582 120	6 813 527
764 Telecommunication Equipments And Parts	1 185	1 185	13 826	13 826
821 Furnitures And Parts	7	122	83	1 795

**I.6 IMPOR KOMODITI MENURUT NEGARA ASAL / IMPORT BY COUNTRY OF ORIGIN
DAN LIMA GOLONGAN BARANG (SITC) UTAMA / AND FIVE MAJOR SITC COMMODITY GROUP
** DESEMBER / DECEMBER 2009 ****

Negara Asal/SITC/Uraian Golongan Barang <i>Country of Origin/SITC/group Description</i>	Berat Bersih / <i>Net Weight (Kg)</i>		Nilai CIF / <i>CIF Value (US\$)</i>	
	Bulan ini <i>Current month</i>	Kumulatif <i>Cum. Jan to date</i>	Bulan ini <i>Current month</i>	Kumulatif <i>Cum. Jan to date</i>
752 Automatic Data Processing Machines And Their Units	0	21	0	1 156
LAINNYA	0	0	0	0
SUB TOTAL	2 493 153	13 651 185	3 971 671	23 881 420
ZAMBIA				
263 Cotton	0	663 982	0	914 205
287 Ores And Concentrates Of Basemetals	26 550	270 140	181 985	851 680
121 Tobacco, Unmanufactured And Refused	551	551	6 817	6 817
LAINNYA	0	0	0	0
SUB TOTAL	27 101	934 673	188 802	1 772 702
MALAWI				
263 Cotton	1 183 137	3 196 516	1 534 023	4 226 106
074 Tea And Mate	11 540	23 319	27 170	58 747
222 Oil Seeds Use For Extraction Ofsoft Fixed Vegetable Oils	0	2 500	0	950
LAINNYA	0	0	0	0
SUB TOTAL	1 194 677	3 222 335	1 561 193	4 285 803
BURUNDI				
761 Television Receivers	0	4	0	1 927
752 Automatic Data Processing Machines And Their Units	0	1	0	134
LAINNYA	0	0	0	0
SUB TOTAL	0	5	0	2 061
MAURITIUS				
575 Other Plastics In Primary Forms	398 750	3 285 946	453 573	3 556 385
651 Textile Yarns	0	1 834 079	0	2 263 404
679 Tubes, Pipes, Hollow Profile, Pipe Fitting Of Iron/steel	0	72 707	0	405 653
845 Articles Of Apparel	1 816	12 830	56 666	350 406
724 Textile/leather Machinery And Parts	0	79 612	0	260 198
LAINNYA	10 498	2 169 407	45 305	1 993 550
SUB TOTAL	411 064	7 454 581	555 544	8 829 596
RWANDA				
699 Manufactures Of Base Metals	0	1	0	3
LAINNYA	0	0	0	0
SUB TOTAL	0	1	0	3
ZAIRE				
571 Polymers Of Ethylene In Primary Forms	0	53	0	40
LAINNYA	0	0	0	0
SUB TOTAL	0	53	0	40
VIRGIN ISLANDS (BRITISH)				
792 Aircraft And Associated Equipments And Parts	0	2 909	0	4 327 682
691 Structures And Parts Of Iron/steel Or Aluminium	362	362	391 583	391 583
278 Other Crude Minerals	0	7 700 000	0	363 100
899 Other Miscellaneous Manufactured Articles	0	183 760	0	255 728

**I.6 IMPOR KOMODITI MENURUT NEGARA ASAL / IMPORT BY COUNTRY OF ORIGIN
DAN LIMA GOLONGAN BARANG (SITC) UTAMA / AND FIVE MAJOR SITC COMMODITY GROUP
** DESEMBER / DECEMBER 2009 ****

Negara Asal/SITC/Uraian Golongan Barang <i>Country of Origin/SITC/group Description</i>	Berat Bersih / <i>Net Weight (Kg)</i>		Nilai CIF / <i>CIF Value (US\$)</i>	
	Bulan ini <i>Current month</i>	Kumulatif <i>Cum. Jan to date</i>	Bulan ini <i>Current month</i>	Kumulatif <i>Cum. Jan to date</i>
874 Measuring, Checking, Analysing, And Controlling Instrument A LAINNYA	110 12 002	253 187 792	47 900 35 500	96 571 274 311
SUB TOTAL	12 474	8 075 076	474 983	5 708 975
AUSTRALIA				
041 Wheat And Meslin, Unmilled	199 098 070	2 655 518 852	53 572 943	723 965 945
001 Live Animals Other Than Fish	13 425 806	234 143 696	26 556 955	437 965 294
684 Alumunium	11 432 186	86 907 572	23 383 650	172 028 476
285 Aluminium Ores And Concentrates	179 280 000	472 210 000	54 313 138	131 471 066
011 Meat Of Bovine Animals Fresh, Chilled Or Frozen LAINNYA	5 789 849 326 286 300	47 189 797 3 341 642 873	17 063 855 232 556 805	131 393 905 1 839 190 382
SUB TOTAL	735 312 211	6 837 612 790	407 447 346	3 436 015 068
NEW ZEALAND				
022 Milk,cream, And Milk Products Other Than Butter Or Cheese	9 223 205	79 274 853	21 564 390	177 035 337
251 Pulp And Waste Paper	16 890 453	182 263 039	7 556 353	72 462 129
011 Meat Of Bovine Animals Fresh, Chilled Or Frozen	2 246 221	20 076 998	6 628 953	56 547 627
081 Feeding Stuff For Animals	4 368 933	86 445 144	2 272 207	46 067 163
282 Waste And Scrap Metal Of Iron/steel LAINNYA	12 295 217 9 696 770	137 458 995 142 344 010	3 634 459 10 759 870	37 568 939 167 143 367
SUB TOTAL	54 720 799	647 863 039	52 416 232	556 824 562
MICRONESIA, FED. STATES OF				
292 Crude Vegetable Materials	0	871	0	2 874
057 Fruit And Nut; Fresh Or Dried LAINNYA	0 0	5 0	0 0	11 0
SUB TOTAL	0	876	0	2 885
GUAM				
699 Manufactures Of Base Metals	5	5	4 403	4 403
292 Crude Vegetable Materials	0	194	0	565
844 Women's Coats/jackets, Knitted	0	8	0	266
075 Spices	0	2	0	3
057 Fruit And Nut; Fresh Or Dried LAINNYA	0 0	1 0	0 0	1 0
SUB TOTAL	5	210	4 403	5 238
PALAU				
582 Plates, Sheets, And Film Of Plastics LAINNYA	29 0	29 0	30 0	30 0
SUB TOTAL	29	29	30	30
NAURU				
035 Fish, Dried Salted Or In Brine; Smoked Fish	0	100	0	6 236
693 Wire Products And Fencing Grills LAINNYA	0 0	166 0	0 0	620 0
SUB TOTAL	0	266	0	6 856
NEW CALEDONIA				

**I.6 IMPOR KOMODITI MENURUT NEGARA ASAL / IMPORT BY COUNTRY OF ORIGIN
DAN LIMA GOLONGAN BARANG (SITC) UTAMA / AND FIVE MAJOR SITC COMMODITY GROUP
** DESEMBER / DECEMBER 2009 ****

Negara Asal/SITC/Uraian Golongan Barang <i>Country of Origin/SITC/group Description</i>	Berat Bersih / <i>Net Weight (Kg)</i>		Nilai CIF / <i>CIF Value (US\$)</i>	
	Bulan ini <i>Current month</i>	Kumulatif <i>Cum. Jan to date</i>	Bulan ini <i>Current month</i>	Kumulatif <i>Cum. Jan to date</i>
728 Other Machines And Equipment Specialized For Particular Indu	20 000	20 000	231 476	231 476
874 Measuring, Checking, Analysing, And Controlling Instrument A	0	7 525	0	104 775
851 Footwears	0	2 991	0	13 245
575 Other Plastics In Primary Forms	0	500	0	6 024
724 Textile/leather Machinery And Parts	0	130	0	2 056
LAINNYA	75	260	1 101	4 387
SUB TOTAL	20 075	31 406	232 577	361 963
NIUE				
694 Nails, Screws, Nuts, Bolts, Rivets Of Iron/steel Or Copper	0	2 371	0	9 399
751 Office Machines	0	1	0	77
LAINNYA	0	0	0	0
SUB TOTAL	0	2 372	0	9 476
VANUATU				
072 Cocoa	0	100 000	0	243 166
893 Article Of Plastics	0	60	0	346
899 Other Miscellaneous Manufactured Articles	0	30	0	173
LAINNYA	0	0	0	0
SUB TOTAL	0	100 090	0	243 685
BRITISH INDIAN OCEAN TERRITORY				
081 Feeding Stuff For Animals	0	1 906 841	0	467 333
716 Rotating Electric Plants And Parts	0	849	0	18 785
821 Furnitures And Parts	0	5 290	0	3 339
713 Internal Combustion Piston Engines And Parts	0	16	0	263
LAINNYA	0	0	0	0
SUB TOTAL	0	1 912 996	0	489 720
OTH.OCEANIA				
899 Other Miscellaneous Manufactured Articles	0	73	0	2 093
LAINNYA	0	0	0	0
SUB TOTAL	0	73	0	2 093
AMERICAN SAMOA				
263 Cotton	80 304	819 305	115 733	1 302 129
743 Pumps, Compressors, Fans, Blowers, Centrifuges, And Parts	1 632 606	2 383 026	893 906	1 268 575
764 Telecommunication Equipments And Parts	0	15 031	0	444 638
821 Furnitures And Parts	0	5 464	0	375 348
718 Other Power Generating Machines And Parts	4 887	18 079	66 375	296 637
LAINNYA	1 356 602	1 697 859	477 959	1 063 792
SUB TOTAL	3 074 399	4 938 764	1 553 973	4 751 119
COOK ISLANDS				
725 Papermill/pulpmill Machinery And Paper Cutting Machines	2 512	47 832	123 559	639 909
744 Mechanical Handling Equipments And Parts	0	10 378	0	553 068
695 Tools For Used In The Hand Or In Machines	0	10 211	0	494 785
747 Taps, Cocks, And Valves For Pipes	0	3 608	0	382 923
771 Electric Power Machinery And Parts	0	29 709	0	153 338
LAINNYA	92	38 176	20 303	754 570

**I.6 IMPOR KOMODITI MENURUT NEGARA ASAL / IMPORT BY COUNTRY OF ORIGIN
DAN LIMA GOLONGAN BARANG (SITC) UTAMA / AND FIVE MAJOR SITC COMMODITY GROUP
** DESEMBER / DECEMBER 2009 ****

Negara Asal/SITC/Uraian Golongan Barang <i>Country of Origin/SITC/group Description</i>	Berat Bersih / <i>Net Weight (Kg)</i>		Nilai CIF / <i>CIF Value (US\$)</i>	
	Bulan ini <i>Current month</i>	Kumulatif <i>Cum. Jan to date</i>	Bulan ini <i>Current month</i>	Kumulatif <i>Cum. Jan to date</i>
SUB TOTAL	2 604	139 914	143 862	2 978 593
FIJI				
282 Waste And Scrap Metal Of Iron/steel	273 930	758 620	81 227	230 208
655 Knitted Or Crocheted Fabrics	0	2 473	0	59 806
685 Lead	0	20 774	0	37 024
653 Fabrics, Woven, Of Man-made Fibres	0	449	0	3 580
034 Fish, Fresh, Chilled Or Frozen	0	110	0	1 820
LAINNYA	0	70	0	3 041
SUB TOTAL	273 930	782 496	81 227	335 479
KIRIBATI				
575 Other Plastics In Primary Forms	165 000	165 000	204 600	204 600
655 Knitted Or Crocheted Fabrics	2 502	2 502	15 310	15 310
LAINNYA	0	0	0	0
SUB TOTAL	167 502	167 502	219 910	219 910
MARSHALL ISLANDS				
793 Ships, Boats, And Floating Structures	1 861 000	51 644 000	51 897 444	134 797 444
792 Aircraft And Associated Equipments And Parts	0	9	0	132 312
742 Pumps For Liquid And Parts	0	5	0	76 534
874 Measuring, Checking, Analysing, And Controlling Instrument A	0	2	0	27 958
772 Electrical Apparatus For Making And Breaking Electrical Circ	0	1	0	9 921
LAINNYA	0	100	0	429
SUB TOTAL	1 861 000	51 644 117	51 897 444	135 044 598
SAMOA				
894 Baby Carriages, Toys, Games, And Sporting Goods	0	121 078	0	418 420
232 Synthetic Rubber Latex, Synthetic/reclaimed Rubber	0	38 556	0	138 416
653 Fabrics, Woven, Of Man-made Fibres	0	4 535	0	44 924
598 Miscellaneous Chemical Products	0	35 000	0	34 900
541 Medicinal And Pharmaceutical Products	0	125	0	21 000
LAINNYA	15	1 897	400	32 577
SUB TOTAL	15	201 191	400	690 237
SOLOMON ISLANDS				
072 Cocoa	255 002	2 400 003	800 752	6 524 969
282 Waste And Scrap Metal Of Iron/steel	0	1 319 950	0	468 343
246 Wood In Chips Or Particles And Waste	0	5 000 000	0	434 346
245 Fuel Wood And Wood Charcoal	37 000	37 000	5 384	5 384
LAINNYA	0	0	0	0
SUB TOTAL	292 002	8 756 953	806 136	7 433 042
TONGA				
048 Cereal Preparations And Preparations Of Flours/starches Of Fr	0	1 691	0	11 019
292 Crude Vegetable Materials	0	316	0	2 043
LAINNYA	0	0	0	0
SUB TOTAL	0	2 007	0	13 062
TUVALU				
793 Ships, Boats, And Floating Structures	0	872 000	0	364 716
776 Thermionic, Cold Cathode, And Photo Cathode Valves/tubes	0	20	0	2 424

**I.6 IMPOR KOMODITI MENURUT NEGARA ASAL / IMPORT BY COUNTRY OF ORIGIN
DAN LIMA GOLONGAN BARANG (SITC) UTAMA / AND FIVE MAJOR SITC COMMODITY GROUP
** DESEMBER / DECEMBER 2009 ****

Negara Asal/SITC/Uraian Golongan Barang <i>Country of Origin/SITC/group Description</i>	Berat Bersih / <i>Net Weight (Kg)</i>		Nilai CIF / <i>CIF Value (US\$)</i>	
	Bulan ini <i>Current month</i>	Kumulatif <i>Cum. Jan to date</i>	Bulan ini <i>Current month</i>	Kumulatif <i>Cum. Jan to date</i>
899 Other Miscellaneous Manufactured Articles	0	201	0	1 736
533 Pigments, Paints, Varnishes, And Related Materials	0	173	0	602
523 Metallicsalts And Peroxysalts	0	8	0	66
LAINNYA	0	0	0	0
SUB TOTAL	0	872 402	0	369 544
CHRISTMAS ISLANDS				
759 Parts And Accessories For Machine Of Heading 751 Or 752	0	11	0	5 161
727 Food Processing Machines And Parts	0	1 616	0	1 206
LAINNYA	0	0	0	0
SUB TOTAL	0	1 627	0	6 367
U.S MINOR OUTLYING ISLAND				
629 Articles Of Rubbers	0	5	0	130
694 Nails, Screws, Nuts, Bolts, Rivets Of Iron/steel Or Copper	0	1	0	6
LAINNYA	0	0	0	0
SUB TOTAL	0	6	0	136
COCOS (KEELING) ISLANDS				
664 Glass	0	8 042	0	18 749
653 Fabrics, Woven, Of Man-made Fibres	0	5 298	0	13 920
699 Manufactures Of Base Metals	0	10 000	0	8 040
694 Nails, Screws, Nuts, Bolts, Rivets Of Iron/steel Or Copper	0	73	0	39
LAINNYA	0	0	0	0
SUB TOTAL	0	23 413	0	40 748
TOKELAU				
776 Thermionic, Cold Cathode, And Photo Cathode Valves/tubes	0	17 470	0	36 576
575 Other Plastics In Primary Forms	0	45 996	0	22 540
679 Tubes, Pipes, Hollow Profile, Pipe Fitting Of Iron/steel	0	118	0	593
743 Pumps, Compressors, Fans, Blowers, Centrifuges, And Parts	0	19	0	187
747 Taps, Cocks, And Valves For Pipes	0	32	0	95
LAINNYA	3	19	28	82
SUB TOTAL	3	63 654	28	60 073
EAST TIMOR				
071 Coffee And Coffee Substitutes	80 640	397 269	165 270	532 399
793 Ships, Boats, And Floating Structures	80 000	80 000	175 875	175 875
001 Live Animals Other Than Fish	38 500	305 599	17 411	72 876
121 Tobacco, Unmanufactured And Refused	0	6 432	0	33 379
282 Waste And Scrap Metal Of Iron/steel	0	118 780	0	23 756
LAINNYA	0	114 900	0	26 603
SUB TOTAL	199 140	1 022 980	358 556	864 888
UNITED STATES				
792 Aircraft And Associated Equipments And Parts	480 276	2 725 440	545 632 869	1 804 391 796
222 Oil Seeds Use For Extraction Ofsoft Fixed Vegetable Oils	114 945 243	1 178 407 549	49 406 781	541 728 146
081 Feeding Stuff For Animals	176 797 723	882 673 527	80 611 437	427 998 437
263 Cotton	11 713 756	199 643 232	16 046 171	259 590 564
723 Civil Engineering And Contractor Plants And Equipments/parts	1 172 732	16 941 411	16 777 127	247 867 962
LAINNYA	311 416 425	2 596 326 377	387 546 431	3 802 355 648
SUB TOTAL	616 526 155	4 876 717 536	1 096 020 816	7 083 932 553

**I.6 IMPOR KOMODITI MENURUT NEGARA ASAL / IMPORT BY COUNTRY OF ORIGIN
DAN LIMA GOLONGAN BARANG (SITC) UTAMA / AND FIVE MAJOR SITC COMMODITY GROUP
** DESEMBER / DECEMBER 2009 ****

Negara Asal/SITC/Uraian Golongan Barang <i>Country of Origin/SITC/group Description</i>	Berat Bersih / <i>Net Weight (Kg)</i>		Nilai CIF / <i>CIF Value (US\$)</i>	
	Bulan ini <i>Current month</i>	Kumulatif <i>Cum. Jan to date</i>	Bulan ini <i>Current month</i>	Kumulatif <i>Cum. Jan to date</i>
CANADA				
041 Wheat And Meslin, Unmilled	0	885 306 270	0	301 833 881
562 Fertilizers, Manufactured	200 000	243 937 601	112 000	149 958 369
251 Pulp And Waste Paper	15 940 321	265 653 380	10 962 421	143 686 410
333 Petroleum Oil, Crude	0	125 727 797	0	68 222 853
782 Motor Vehicle For The Transportation Of Goods	5 640	2 549 395	199 657	51 231 686
LAINNYA	12 229 640	191 562 371	19 441 036	277 567 126
SUB TOTAL	28 375 601	1 714 736 814	30 715 114	992 500 325
MEXICO				
764 Telecommunication Equipments And Parts	5 448	108 866	1 713 832	35 156 832
752 Automatic Data Processing Machines And Their Units	8 450	68 433	1 310 402	9 996 006
081 Feeding Stuff For Animals	120 244	10 790 039	146 096	9 575 303
562 Fertilizers, Manufactured	0	27 032 720	0	8 893 765
722 Tractors	85 426	868 385	885 031	5 772 359
LAINNYA	2 309 397	18 334 751	8 981 843	70 332 368
SUB TOTAL	2 528 965	57 203 194	13 037 204	139 726 633
GUATEMALA				
061 Sugar, Molasses, And Honey	0	85 550 000	0	29 596 711
724 Textile/leather Machinery And Parts	0	72 280	0	424 999
751 Office Machines	0	5 923	0	27 582
231 Natural Rubber Latex;natural Rubber And Similar Natural Gums	0	16 800	0	20 280
551 Essential Oils, Perfumes, And Flavour Materials	0	75	0	15 360
LAINNYA	194	13 155	4 488	49 436
SUB TOTAL	194	85 658 233	4 488	30 134 368
HONDURAS				
778 Electrical Machinery And Apparatus	0	3 117	0	75 027
752 Automatic Data Processing Machines And Their Units	99	99	42 685	42 685
845 Articles Of Apparel	81	5 209	4 680	32 923
248 Wood, simply Worked And Railway Sleeper Of Wood	0	15 180	0	23 602
899 Other Miscellaneous Manufactured Articles	0	1 523	0	21 433
LAINNYA	0	240	0	8 699
SUB TOTAL	180	25 368	47 365	204 369
NICARAGUA				
845 Articles Of Apparel	0	704	0	28 995
724 Textile/leather Machinery And Parts	0	160	0	11 000
892 Printed Matter	0	47	0	303
745 Other Non-electical Machinery, Tools, And Mechanical Apparatus	0	5	0	187
778 Electrical Machinery And Apparatus	0	4	0	162
LAINNYA	0	4	0	101
SUB TOTAL	0	924	0	40 748
PANAMA				
793 Ships, Boats, And Floating Structures	0	30 196 563	0	145 618 376
334 Petroleum Products, Refined	0	40 148 986	0	23 931 647
282 Waste And Scrap Metal Of Iron/steel	769 290	3 980 522	236 562	1 166 250
899 Other Miscellaneous Manufactured Articles	0	86 300	0	231 552
893 Article Of Plastics	0	7 204	0	192 237
LAINNYA	121	88 428	5 562	293 741

**I.6 IMPOR KOMODITI MENURUT NEGARA ASAL / IMPORT BY COUNTRY OF ORIGIN
DAN LIMA GOLONGAN BARANG (SITC) UTAMA / AND FIVE MAJOR SITC COMMODITY GROUP
** DESEMBER / DECEMBER 2009 ****

Negara Asal/SITC/Uraian Golongan Barang <i>Country of Origin/SITC/group Description</i>	Berat Bersih / <i>Net Weight (Kg)</i>		Nilai CIF / <i>CIF Value (US\$)</i>	
	Bulan ini <i>Current month</i>	Kumulatif <i>Cum. Jan to date</i>	Bulan ini <i>Current month</i>	Kumulatif <i>Cum. Jan to date</i>
SUB TOTAL	769 411	74 508 003	242 124	171 433 803
CUBA				
542 Medicaments, Including Veterinary Medicaments	35	3 617	75 600	1 249 060
523 Metallicsalts And Peroxysalts	24 000	24 000	11 640	11 640
771 Electric Power Machinery And Parts	488	488	9 317	9 317
LAINNYA	0	0	0	0
SUB TOTAL	24 523	28 105	96 557	1 270 017
CURACAO				
655 Knitted Or Crocheted Fabrics	0	1 148	0	91 751
642 Paper And Paperboard Cut To Size/shape And Article Of Papers	5 513	5 513	14 685	14 685
776 Thermionic, Cold Cathode, And Photo Cathode Valves/tubes	0	25	0	12 842
652 Cotton Fabrics, Woven	0	437	0	3 405
778 Electrical Machinery And Apparatus	0	7	0	48
LAINNYA	0	12	0	30
SUB TOTAL	5 513	7 142	14 685	122 761
SURINAME				
248 Wood, simply Worked And Railway Sleeper Of Wood	55 000	55 000	38 447	38 447
629 Articles Of Rubbers	0	176	0	3 362
724 Textile/leather Machinery And Parts	0	9	0	2 935
728 Other Machines And Equipment Specialized For Particular Indu	0	1	0	307
665 Glassware	0	8	0	140
LAINNYA	0	3	0	110
SUB TOTAL	55 000	55 197	38 447	45 301
CHILE				
251 Pulp And Waste Paper	12 396 331	190 710 803	7 498 727	99 645 896
281 Iron Ore And Concentrates	146 351 000	444 554 000	16 459 007	59 740 631
081 Feeding Stuff For Animals	759 350	8 380 510	966 624	8 269 367
682 Copper	0	801 066	0	5 008 979
057 Fruit And Nut; Fresh Or Dried	0	1 929 140	0	3 541 712
LAINNYA	1 200 024	10 918 048	1 099 178	13 005 439
SUB TOTAL	160 706 705	657 293 567	26 023 536	189 212 024
VENEZUELA				
514 Nitrogen-function Compounds	0	108 000	0	469 800
685 Lead	0	244 650	0	467 282
541 Medicinal And Pharmaceutical Products	1 855	3 488	60 880	168 651
542 Medicaments, Including Veterinary Medicaments	2 600	6 012	22 044	51 084
251 Pulp And Waste Paper	112 580	112 580	39 403	39 403
LAINNYA	548	20 197	10 359	66 186
SUB TOTAL	117 583	494 927	132 686	1 262 406
ARGENTINA				
081 Feeding Stuff For Animals	28 407 000	1 322 139 060	13 328 737	580 900 413
222 Oil Seeds Use For Extraction Of soft Fixed Vegetable Oils	0	40 984 300	0	20 924 612
679 Tubes, Pipes, Hollow Profile, Pipe Fitting Of Iron/steel	5 578	4 273 542	14 820	10 673 663
335 Residual Petroleum Products, And Related Materials	0	19 577 390	0	10 521 814
263 Cotton	672 430	6 886 640	881 288	8 820 794

**I.6 IMPOR KOMODITI MENURUT NEGARA ASAL / IMPORT BY COUNTRY OF ORIGIN
DAN LIMA GOLONGAN BARANG (SITC) UTAMA / AND FIVE MAJOR SITC COMMODITY GROUP
** DESEMBER / DECEMBER 2009 ****

Negara Asal/SITC/Uraian Golongan Barang <i>Country of Origin/SITC/group Description</i>	Berat Bersih / <i>Net Weight (Kg)</i>		Nilai CIF / <i>CIF Value (US\$)</i>	
	Bulan ini <i>Current month</i>	Kumulatif <i>Cum. Jan to date</i>	Bulan ini <i>Current month</i>	Kumulatif <i>Cum. Jan to date</i>
LAINNYA	1 350 332	20 308 161	2 127 445	32 221 840
SUB TOTAL	30 435 340	1 414 169 093	16 352 290	664 063 136
BRAZIL				
672 Ingots And Other Iron/steel In Primary Forms	40 805 707	595 390 157	22 098 424	256 712 178
081 Feeding Stuff For Animals	71 956	379 285 037	167 187	183 140 217
263 Cotton	17 064 015	123 213 731	23 404 390	166 220 057
061 Sugar, Molasses, And Honey	20 100 000	267 661 603	12 550 038	119 512 359
281 Iron Ore And Concentrates	0	587 424 100	0	86 319 299
LAINNYA	14 732 044	208 971 985	21 118 835	275 056 479
SUB TOTAL	92 773 722	2 161 946 613	79 338 874	1 086 960 589
COLOMBIA				
522 Inorganic Chemical Elements, Oxides And Halogen Salts	1 811 000	10 439 516	1 685 228	8 714 987
591 Disinfectants, Insecticides, And Fungicides Put In Forms	252 000	1 094 460	1 020 081	3 123 231
542 Medicaments, Including Veterinary Medicaments	0	4 319	0	2 492 132
575 Other Plastics In Primary Forms	16 999	485 486	59 950	1 266 186
334 Petroleum Products, Refined	0	191 520	0	762 069
LAINNYA	799 283	2 358 307	404 428	2 607 771
SUB TOTAL	2 879 282	14 573 608	3 169 687	18 966 376
BOLIVIA				
792 Aircraft And Associated Equipments And Parts	0	419	0	817 072
522 Inorganic Chemical Elements, Oxides And Halogen Salts	248 000	336 000	154 000	222 700
248 Wood, simply Worked And Railway Sleeper Of Wood	0	15 559	0	23 215
699 Manufactures Of Base Metals	0	1	0	3 608
694 Nails, Screws, Nuts, Bolts, Rivets Of Iron/steel Or Copper	0	2	0	2 602
LAINNYA	0	71	0	3 241
SUB TOTAL	248 000	352 052	154 000	1 072 438
URUGUAY				
248 Wood, simply Worked And Railway Sleeper Of Wood	370 843	4 729 930	303 769	2 956 167
036 Crustaceans, Molluscs, And Aquatic Invertebrates	0	1 208 873	0	880 390
057 Fruit And Nut; Fresh Or Dried	0	617 129	0	532 592
554 Soap, cleansing And Polishing Preparations	33 540	122 559	69 744	331 570
749 Non-electric Parts And Accessories Of Machineries	3 290	22 974	47 667	172 717
LAINNYA	15 446	410 835	39 787	207 400
SUB TOTAL	423 119	7 112 300	460 967	5 080 836
PARAGUAY				
081 Feeding Stuff For Animals	0	24 999 775	0	9 723 394
263 Cotton	402 228	2 573 532	588 919	3 243 059
611 Leathers	296 058	1 326 638	236 845	1 041 862
793 Ships, Boats, And Floating Structures	0	101 266	0	559 211
282 Waste And Scrap Metal Of Iron/steel	217 750	1 090 470	69 245	330 092
LAINNYA	10 850	87 472	11 176	182 132
SUB TOTAL	926 886	30 179 153	906 185	15 079 750
ECUADOR				
741 Heating And Cooling Equipments And Parts	34 680	34 680	782 221	782 221
081 Feeding Stuff For Animals	0	733 617	0	775 438
072 Cocoa	0	222 602	0	601 023
411 Animal Oils And Fats	49 460	736 204	40 557	535 028

**I.6 IMPOR KOMODITI MENURUT NEGARA ASAL / IMPORT BY COUNTRY OF ORIGIN
DAN LIMA GOLONGAN BARANG (SITC) UTAMA / AND FIVE MAJOR SITC COMMODITY GROUP
** DESEMBER / DECEMBER 2009 ****

Negara Asal/SITC/Uraian Golongan Barang <i>Country of Origin/SITC/group Description</i>	Berat Bersih / <i>Net Weight (Kg)</i>		Nilai CIF / <i>CIF Value (US\$)</i>	
	Bulan ini <i>Current month</i>	Kumulatif <i>Cum. Jan to date</i>	Bulan ini <i>Current month</i>	Kumulatif <i>Cum. Jan to date</i>
711 Steam And Other Vapour Generating Boilers And Parts LAINNYA	0 31 993	12 230 313 307	0 40 455	258 163 746 461
SUB TOTAL	116 133	2 052 640	863 233	3 698 334
PERU				
081 Feeding Stuff For Animals	609 265	22 927 265	784 029	23 112 879
061 Sugar, Molasses, And Honey	0	20 000 000	0	6 697 319
411 Animal Oils And Fats	250 255	3 987 553	201 057	2 785 186
057 Fruit And Nut; Fresh Or Dried	0	1 119 957	0	2 163 280
522 Inorganic Chemical Elements, Oxides And Halogen Salts LAINNYA	122 500 54 736	671 500 513 584	83 545 98 887	512 101 1 201 516
SUB TOTAL	1 036 756	49 219 859	1 167 518	36 472 281
GUYANA				
746 Ball Or Roller Bearings LAINNYA	0 0	142 0	0 0	5 691 0
SUB TOTAL	0	142	0	5 691
TRINIDAD AND TOBAGO				
671 Pig Iron,spiegeleisen,sponge Iron, And Ferro-alloys	0	63 625 220	0	20 674 974
282 Waste And Scrap Metal Of Iron/steel	221 010	571 113	68 071	167 851
899 Other Miscellaneous Manufactured Articles	0	2 340	0	79 200
251 Pulp And Waste Paper	0	307 410	0	43 038
776 Thermionic, Cold Cathode, And Photo Cathode Valves/tubes LAINNYA	0 0	87 14	0 0	8 232 5 523
SUB TOTAL	221 010	64 506 184	68 071	20 978 818
BAHAMAS				
282 Waste And Scrap Metal Of Iron/steel	0	1 277 330	0	346 081
248 Wood, simply Worked And Railway Sleeper Of Wood	0	22 225	0	25 113
098 Edible Products And Preparations LAINNYA	0 0	50 0	0 0	1 412 0
SUB TOTAL	0	1 299 605	0	372 606
JAMAICA				
282 Waste And Scrap Metal Of Iron/steel	457 478	1 770 169	140 903	501 879
699 Manufactures Of Base Metals	0	23 952	0	82 583
071 Coffee And Coffee Substitutes	0	210	0	11 760
551 Essential Oils, Perfumes, And Flavour Materials	0	40	0	10 080
737 Metalworking Machinery And Parts LAINNYA	0 0	913 124	0 0	9 806 7 945
SUB TOTAL	457 478	1 795 408	140 903	624 053
PUERTO RICO				
515 Organo-inorganic And Heterocyclic Compounds	0	221	0	4 033 291
898 Musical Instrument And Parts/accessories	0	592	0	1 106 395
714 Engines And Motors, Non-electric And Parts	0	434	0	959 341
542 Medicaments, Including Veterinary Medicaments	0	2 869	0	829 255
541 Medicinal And Pharmaceutical Products LAINNYA	0 1 048	3 689 1 539 577	0 167 795	786 598 2 368 459
SUB TOTAL	1 048	1 547 382	167 795	10 083 339

**I.6 IMPOR KOMODITI MENURUT NEGARA ASAL / IMPORT BY COUNTRY OF ORIGIN
DAN LIMA GOLONGAN BARANG (SITC) UTAMA / AND FIVE MAJOR SITC COMMODITY GROUP
** DESEMBER / DECEMBER 2009 ****

Negara Asal/SITC/Uraian Golongan Barang <i>Country of Origin/SITC/group Description</i>	Berat Bersih / <i>Net Weight (Kg)</i>		Nilai CIF / <i>CIF Value (US\$)</i>	
	Bulan ini <i>Current month</i>	Kumulatif <i>Cum. Jan to date</i>	Bulan ini <i>Current month</i>	Kumulatif <i>Cum. Jan to date</i>
BELIZE				
793 Ships, Boats, And Floating Structures	0	9 457 000	0	5 989 304
533 Pigments, Paints, Varnishes, And Related Materials	0	50 000	0	22 000
523 Metallicsalts And Peroxysalts	24 000	48 000	10 080	21 120
759 Parts And Accessories For Machine Of Heading 751 Or 752	0	11	0	5 409
278 Other Crude Minerals	0	22 500	0	4 522
LAINNYA	0	36	0	522
SUB TOTAL	24 000	9 577 547	10 080	6 042 877
DOMINICAN REPUBLIC				
282 Waste And Scrap Metal Of Iron/steel	0	2 448 215	0	702 456
793 Ships, Boats, And Floating Structures	0	348 000	0	596 979
121 Tobacco, Unmanufactured And Refused	0	47 125	0	218 469
211 Hides And Skins, Raw	140 000	616 000	56 000	213 532
541 Medicinal And Pharmaceutical Products	0	755	0	62 265
LAINNYA	44	48 976	2 765	124 452
SUB TOTAL	140 044	3 509 071	58 765	1 918 153
EL SALVADOR				
061 Sugar, Molasses, And Honey	0	19 659 997	0	6 990 086
772 Electrical Apparatus For Making And Breaking Electrical Circ	0	4 384	0	211 806
778 Electrical Machinery And Apparatus	0	2 628	0	111 965
542 Medicaments, Including Veterinary Medicaments	0	1 660	0	36 804
048 Cereal Preparations And Preparations Of Flours/starchs Of Fr	0	244	0	12 206
LAINNYA	610	1 512	2 899	27 998
SUB TOTAL	610	19 670 425	2 899	7 390 865
COSTA RICA				
223 Oil Seeds Use For Extraction Of Other Fixed Vegetable Oils	843	15 152	193 463	3 086 930
759 Parts And Accessories For Machine Of Heading 751 Or 752	301	7 395	146 127	1 675 907
611 Leathers	0	32 483	0	493 862
282 Waste And Scrap Metal Of Iron/steel	0	1 762 050	0	461 036
764 Telecommunication Equipments And Parts	16	3 371	1 796	323 344
LAINNYA	172 289	180 419	111 344	203 522
SUB TOTAL	173 449	2 000 870	452 730	6 244 601
HAITI				
282 Waste And Scrap Metal Of Iron/steel	0	1 000 250	0	285 071
551 Essential Oils, Perfumes, And Flavour Materials	0	694	0	26 677
845 Articles Of Apparel	6	108	307	5 736
LAINNYA	0	0	0	0
SUB TOTAL	6	1 001 052	307	317 484
BARBADOS				
282 Waste And Scrap Metal Of Iron/steel	0	190 670	0	49 813
LAINNYA	0	0	0	0
SUB TOTAL	0	190 670	0	49 813
ANTIGUA AND BARBUDA				
611 Leathers	0	8 059	0	410 243
893 Article Of Plastics	0	1 341	0	17 796

**I.6 IMPOR KOMODITI MENURUT NEGARA ASAL / IMPORT BY COUNTRY OF ORIGIN
DAN LIMA GOLONGAN BARANG (SITC) UTAMA / AND FIVE MAJOR SITC COMMODITY GROUP
** DESEMBER / DECEMBER 2009 ****

Negara Asal/SITC/Uraian Golongan Barang <i>Country of Origin/SITC/group Description</i>	Berat Bersih / <i>Net Weight (Kg)</i>		Nilai CIF / <i>CIF Value (US\$)</i>	
	Bulan ini <i>Current month</i>	Kumulatif <i>Cum. Jan to date</i>	Bulan ini <i>Current month</i>	Kumulatif <i>Cum. Jan to date</i>
098 Edible Products And Preparations	0	2 919	0	10 001
813 Lighting Fixtures And Fittings	0	1 551	0	8 211
724 Textile/leather Machinery And Parts	0	9	0	7 102
LAINNYA	349	1 512	4 926	8 573
SUB TOTAL	349	15 391	4 926	461 926
ANGUILLA				
744 Mechanical Handling Equipments And Parts	0	152	0	4 469
695 Tools For Used In The Hand Or In Machines	0	26	0	92
054 Vegetables, Fresh, Chilled, Frozen Or Simply Preserved	0	12	0	76
LAINNYA	0	0	0	0
SUB TOTAL	0	190	0	4 637
ARUBA				
251 Pulp And Waste Paper	0	769 398	0	109 971
LAINNYA	0	0	0	0
SUB TOTAL	0	769 398	0	109 971
BERMUDA				
121 Tobacco, Unmanufactured And Refused	0	70 000	0	528 132
759 Parts And Accessories For Machine Of Heading 751 Or 752	0	1	0	79
LAINNYA	0	0	0	0
SUB TOTAL	0	70 001	0	528 211
CAPE VERDE				
037 Fish, Crustaceans, Molluscs, And Other Aquatic Invertebrates	0	14 932	0	45 355
748 Transmission Shafts And Cranks	0	637	0	979
776 Thermionic, Cold Cathode, And Photo Cathode Valves/tubes	0	1	0	171
785 Motorcycles, Scooters, And Other Cycles Motorized/non Motor	0	30	0	77
775 Household Type, Electrical/non-electrical Equipments	0	15	0	20
LAINNYA	0	4	0	11
SUB TOTAL	0	15 619	0	46 613
CAYMAN ISLANDS				
776 Thermionic, Cold Cathode, And Photo Cathode Valves/tubes	0	9	0	88 850
059 Fruit And Vegetable Juices	0	10 976	0	8 500
651 Textile Yarns	0	462	0	3 672
LAINNYA	0	0	0	0
SUB TOTAL	0	11 447	0	101 022
DOMINICA				
575 Other Plastics In Primary Forms	0	49 500	0	62 789
737 Metalworking Machinery And Parts	0	116	0	9 246
773 Equipment For Distributing Electricity	0	150	0	1 527
845 Articles Of Apparel	0	34	0	1 458
772 Electrical Apparatus For Making And Breaking Electrical Circ	0	94	0	1 303
LAINNYA	0	5	0	310
SUB TOTAL	0	49 899	0	76 633
FRENCH GUIANA				
772 Electrical Apparatus For Making And Breaking Electrical Circ	0	15	0	4 184
533 Pigments, Paints, Varnishes, And Related Materials	0	132	0	1 313

**I.6 IMPOR KOMODITI MENURUT NEGARA ASAL / IMPORT BY COUNTRY OF ORIGIN
DAN LIMA GOLONGAN BARANG (SITC) UTAMA / AND FIVE MAJOR SITC COMMODITY GROUP
** DESEMBER / DECEMBER 2009 ****

Negara Asal/SITC/Uraian Golongan Barang <i>Country of Origin/SITC/group Description</i>	Berat Bersih / <i>Net Weight (Kg)</i>		Nilai CIF / <i>CIF Value (US\$)</i>	
	Bulan ini <i>Current month</i>	Kumulatif <i>Cum. Jan to date</i>	Bulan ini <i>Current month</i>	Kumulatif <i>Cum. Jan to date</i>
334 Petroleum Products, Refined	0	13 000	0	46
LAINNYA	0	0	0	0
SUB TOTAL	0	13 147	0	5 543
FRENCH POLYNESIA				
893 Article Of Plastics	0	15	0	47
LAINNYA	0	0	0	0
SUB TOTAL	0	15	0	47
GREENLAND				
772 Electrical Apparatus For Making And Breaking Electrical Circ	0	875	0	4 409
LAINNYA	0	0	0	0
SUB TOTAL	0	875	0	4 409
GRENADA				
714 Engines And Motors, Non-electric And Parts	1	1	4 844	4 844
LAINNYA	0	0	0	0
SUB TOTAL	1	1	4 844	4 844
MARTINIQUE				
655 Knitted Or Crocheted Fabrics	0	17 228	0	82 045
651 Textile Yarns	0	2 413	0	11 043
LAINNYA	0	0	0	0
SUB TOTAL	0	19 641	0	93 088
NETHERLANDS ANTILLES				
514 Nitrogen-function Compounds	0	99 960	0	319 872
597 Additive For Mineral Oils	0	272 960	0	230 280
748 Transmission Shafts And Cranks	0	9 010	0	188 145
872 Medical Instruments And Appliances	0	11 343	0	80 000
641 Papers And Paperboards	0	4 568	0	46 654
LAINNYA	481	84 677	53 614	231 919
SUB TOTAL	481	482 518	53 614	1 096 870
NORFOLK ISLANDS				
598 Miscellaneous Chemical Products	0	31 200	0	192 663
634 Veneers,plywood,improved/reconstituted Wood Worked	0	28 475	0	46 266
LAINNYA	0	0	0	0
SUB TOTAL	0	59 675	0	238 929
SAINT LUCIA				
778 Electrical Machinery And Apparatus	1 575	6 469	20 354	60 756
772 Electrical Apparatus For Making And Breaking Electrical Circ	0	716	0	14 504
737 Metalworking Machinery And Parts	214	214	14 007	14 007
629 Articles Of Rubbers	0	528	0	12 650
764 Telecommunication Equipments And Parts	257	257	9 560	9 560
LAINNYA	0	79	0	751
SUB TOTAL	2 046	8 263	43 921	112 228
SAN MARINO				
893 Article Of Plastics	0	793	0	5 808

**I.6 IMPOR KOMODITI MENURUT NEGARA ASAL / IMPORT BY COUNTRY OF ORIGIN
DAN LIMA GOLONGAN BARANG (SITC) UTAMA / AND FIVE MAJOR SITC COMMODITY GROUP
** DESEMBER / DECEMBER 2009 ****

Negara Asal/SITC/Uraian Golongan Barang <i>Country of Origin/SITC/group Description</i>	Berat Bersih / <i>Net Weight (Kg)</i>		Nilai CIF / <i>CIF Value (US\$)</i>	
	Bulan ini <i>Current month</i>	Kumulatif <i>Cum. Jan to date</i>	Bulan ini <i>Current month</i>	Kumulatif <i>Cum. Jan to date</i>
728 Other Machines And Equipment Specialized For Particular Indu LAINNYA	0 0	2 0	0 0	320 0
SUB TOTAL	0	795	0	6 128
TURKS AND CAICOS ISLANDS				
843 Men's Coats/jackets, Knitted	0	13	0	3 813
844 Women's Coats/jackets, Knitted	0	7	0	1 485
845 Articles Of Apparel	0	6	0	1 383
841 Men's Coats/jackets, Not Knitted LAINNYA	0 0	1 0	0 0	314 0
SUB TOTAL	0	27	0	6 995
GUADELOUPE				
898 Musical Instrument And Parts/accessories	0	20	0	1 944
741 Heating And Cooling Equipments And Parts LAINNYA	0 0	237 0	0 0	542 0
SUB TOTAL	0	257	0	2 486
UNITED KINGDOM				
793 Ships, Boats, And Floating Structures	1 014 866	13 971 234	3 638 072	119 735 175
792 Aircraft And Associated Equipments And Parts	12 519	324 503	1 045 541	117 250 908
251 Pulp And Waste Paper	39 009 982	438 994 245	7 080 650	58 959 090
282 Waste And Scrap Metal Of Iron/steel	17 219 724	101 270 147	5 711 693	34 083 659
728 Other Machines And Equipment Specialized For Particular Indu LAINNYA	72 425 15 115 153	629 718 102 228 626	4 155 408 45 974 854	24 384 092 490 228 292
SUB TOTAL	72 444 669	657 418 473	67 606 218	844 641 216
NETHERLANDS				
098 Edible Products And Preparations	655 564	7 072 720	4 917 618	51 935 780
022 Milk,cream, And Milk Products Other Than Butter Or Cheese	2 424 504	23 925 258	4 581 504	44 719 421
898 Musical Instrument And Parts/accessories	969	2 260	18 178 999	29 095 183
251 Pulp And Waste Paper	25 630 570	145 116 926	4 299 873	20 367 282
714 Engines And Motors, Non-electric And Parts LAINNYA	270 12 115 828	56 889 193 552 484	75 855 30 065 691	16 733 673 391 199 871
SUB TOTAL	40 827 705	369 726 537	62 119 540	554 051 210
FRANCE				
792 Aircraft And Associated Equipments And Parts	129 945	1 196 428	110 530 462	857 170 840
772 Electrical Apparatus For Making And Breaking Electrical Circ	145 101	1 846 672	4 787 425	51 625 045
723 Civil Engineering And Contractor Plants And Equipments/parts	392 385	3 911 546	4 409 613	47 996 966
679 Tubes, Pipes, Hollow Profile, Pipe Fitting Of Iron/steel	1 532 110	9 564 246	3 509 831	25 682 064
022 Milk,cream, And Milk Products Other Than Butter Or Cheese LAINNYA	3 193 665 21 141 254	21 094 595 228 527 268	3 804 026 57 000 389	25 473 035 625 164 049
SUB TOTAL	26 534 460	266 140 755	184 041 746	1 633 111 999
GERMANY, FED. REP. OF				
728 Other Machines And Equipment Specialized For Particular Indu	363 088	4 371 286	17 157 288	151 216 591
745 Other Non-electical Machinery, Tools, And Mechanical Aparat	93 671	1 739 342	7 412 861	119 934 194
764 Telecommunication Equipments And Parts	69 299	825 604	6 643 639	114 191 197
714 Engines And Motors, Non-electric And Parts	16 103	309 911	5 531 760	103 371 662
562 Fertilizers, Manufactured LAINNYA	13 994 895 52 414 798	153 889 116 551 686 441	4 890 576 191 683 887	77 765 953 1 807 048 573

**I.6 IMPOR KOMODITI MENURUT NEGARA ASAL / IMPORT BY COUNTRY OF ORIGIN
DAN LIMA GOLONGAN BARANG (SITC) UTAMA / AND FIVE MAJOR SITC COMMODITY GROUP
** DESEMBER / DECEMBER 2009 ****

Negara Asal/SITC/Uraian Golongan Barang <i>Country of Origin/SITC/group Description</i>	Berat Bersih / <i>Net Weight (Kg)</i>		Nilai CIF / <i>CIF Value (US\$)</i>	
	Bulan ini <i>Current month</i>	Kumulatif <i>Cum. Jan to date</i>	Bulan ini <i>Current month</i>	Kumulatif <i>Cum. Jan to date</i>
SUB TOTAL	66 951 854	712 821 700	233 320 011	2 373 528 170
AUSTRIA				
776 Thermionic, Cold Cathode, And Photo Cathode Valves/tubes	16 602	223 320	10 254 575	87 102 532
716 Rotating Electric Plants And Parts	186 130	1 157 249	5 702 221	28 046 845
641 Papers And Paperboards	2 064 521	14 703 989	2 984 921	23 019 914
778 Electrical Machinery And Apparatus	59 648	297 186	494 882	12 107 599
772 Electrical Apparatus For Making And Breaking Electrical Circ	3 521	77 936	1 672 191	9 470 644
LAINNYA	2 216 212	18 683 366	7 969 400	99 549 224
SUB TOTAL	4 546 634	35 143 046	29 078 190	259 296 758
BELGIUM				
515 Organo-inorganic And Heterocyclic Compounds	822 446	17 934 104	3 650 932	64 982 503
046 Meal And Flour Of Wheat And Flour Of Meslin	5 168 500	76 370 500	1 788 319	26 761 713
251 Pulp And Waste Paper	20 498 357	146 428 995	4 256 847	21 886 855
562 Fertilizers, Manufactured	5 127 900	121 529 237	1 701 101	21 559 486
675 Flat Rolled Products And Alloy Steels	1 906 992	8 915 468	2 936 752	15 074 577
LAINNYA	11 101 037	87 818 452	24 086 975	284 078 506
SUB TOTAL	44 625 232	458 996 756	38 420 926	434 343 640
SWITZERLAND				
714 Engines And Motors, Non-electric And Parts	26 078	195 605	14 893 250	69 861 964
515 Organo-inorganic And Heterocyclic Compounds	15 261	4 065 370	1 598 121	37 285 005
533 Pigments, Paints, Varnishes, And Related Materials	111 616	804 370	3 488 831	26 764 407
764 Telecommunication Equipments And Parts	2 855	200 681	493 700	25 545 761
542 Medicaments, Including Veterinary Medicaments	2 816	255 105	679 302	21 440 373
LAINNYA	4 767 735	53 463 376	23 686 975	259 443 010
SUB TOTAL	4 926 361	58 984 507	44 840 179	440 340 520
LUXEMBOURG				
793 Ships, Boats, And Floating Structures	0	941 528	0	2 088 924
676 Iron/steel Bars, Rods, Angels, Shaped And Sections	12 598	892 908	29 250	1 440 957
741 Heating And Cooling Equipments And Parts	7 578	15 276	82 558	799 644
749 Non-electric Parts And Accessories Of Machineries	496	101 603	25 934	598 253
245 Fuel Wood And Wood Charcoal	575 000	2 190 000	148 483	548 569
LAINNYA	11 065	168 402	137 348	1 087 397
SUB TOTAL	606 737	4 309 717	423 573	6 563 744
GIBRALTAR				
747 Taps, Cocks, And Valves For Pipes	0	27	0	551
LAINNYA	0	0	0	0
SUB TOTAL	0	27	0	551
MONACO				
553 Perfumery, Cosmetics, And Toilet Preparations	410	5 884	23 906	188 711
542 Medicaments, Including Veterinary Medicaments	0	12 085	0	159 777
541 Medicinal And Pharmaceutical Products	103	1 024	1 840	18 189
575 Other Plastics In Primary Forms	98	654	1 743	10 593
551 Essential Oils, Perfumes, And Flavour Materials	85	501	1 538	9 558
LAINNYA	0	124	0	4 511
SUB TOTAL	696	20 272	29 027	391 339
DENMARK				

**I.6 IMPOR KOMODITI MENURUT NEGARA ASAL / IMPORT BY COUNTRY OF ORIGIN
DAN LIMA GOLONGAN BARANG (SITC) UTAMA / AND FIVE MAJOR SITC COMMODITY GROUP
** DESEMBER / DECEMBER 2009 ****

Negara Asal/SITC/Uraian Golongan Barang <i>Country of Origin/SITC/group Description</i>	Berat Bersih / <i>Net Weight (Kg)</i>		Nilai CIF / <i>CIF Value (US\$)</i>	
	Bulan ini <i>Current month</i>	Kumulatif <i>Cum. Jan to date</i>	Bulan ini <i>Current month</i>	Kumulatif <i>Cum. Jan to date</i>
741 Heating And Cooling Equipments And Parts	61 583	521 998	2 181 307	22 021 659
022 Milk,cream, And Milk Products Other Than Butter Or Cheese	652 750	4 940 625	1 843 318	13 147 546
542 Medicaments, Including Veterinary Medicaments	2 138	119 639	984 491	10 709 935
098 Edible Products And Preparations	39 472	1 404 146	202 172	10 643 177
598 Miscellaneous Chemical Products	73 621	1 020 564	326 343	6 168 467
LAINNYA	1 852 802	12 733 451	5 089 507	53 859 739
SUB TOTAL	2 682 366	20 740 423	10 627 138	116 550 523
NORWAY				
562 Fertilizers, Manufactured	6 012 575	59 017 807	2 422 795	26 344 484
598 Miscellaneous Chemical Products	837 938	8 758 136	823 190	9 952 757
744 Mechanical Handling Equipments And Parts	25 880	556 534	238 822	9 490 673
511 Hydrocarbon And Their Halogenated, Nitrated Derivatives	0	14 027 871	0	7 420 362
251 Pulp And Waste Paper	2 272 154	27 389 466	499 010	4 901 659
LAINNYA	3 171 567	32 445 942	5 593 739	45 236 624
SUB TOTAL	12 320 114	142 195 756	9 577 556	103 346 559
SWEDEN				
764 Telecommunication Equipments And Parts	66 924	1 686 164	16 657 587	340 195 103
251 Pulp And Waste Paper	8 353 262	116 312 719	5 427 431	62 318 995
782 Motor Vehicle For The Transportation Of Goods	261 753	6 287 742	3 238 858	59 568 095
725 Papermill/pulpmill Machinery And Paper Cutting Machines	57 190	2 423 259	3 818 221	33 274 627
771 Electric Power Machinery And Parts	7 565	408 753	155 794	28 688 264
LAINNYA	5 701 461	61 209 396	21 014 061	188 238 076
SUB TOTAL	14 448 155	188 328 033	50 311 952	712 283 160
FINLAND				
764 Telecommunication Equipments And Parts	35 428	398 420	5 664 324	57 975 270
716 Rotating Electric Plants And Parts	16 405	1 388 194	272 833	42 737 727
641 Papers And Paperboards	2 725 773	25 023 674	2 534 560	23 871 102
725 Papermill/pulpmill Machinery And Paper Cutting Machines	86 740	301 092	1 510 044	10 869 368
771 Electric Power Machinery And Parts	10 630	160 811	356 430	9 563 425
LAINNYA	2 751 947	36 324 827	6 298 781	82 020 541
SUB TOTAL	5 626 923	63 597 018	16 636 972	227 037 433
IRELAND				
792 Aircraft And Associated Equipments And Parts	27 501	258 403	17 588 084	121 760 294
098 Edible Products And Preparations	40 737	827 102	1 219 232	16 742 394
551 Essential Oils, Perfumes, And Flavour Materials	132 581	1 066 091	1 566 762	10 531 837
542 Medicaments, Including Veterinary Medicaments	16 858	64 526	664 148	7 916 289
022 Milk,cream, And Milk Products Other Than Butter Or Cheese	106 725	2 881 529	221 431	6 102 352
LAINNYA	1 459 190	6 553 092	3 487 368	22 517 140
SUB TOTAL	1 783 592	11 650 743	24 747 025	185 570 306
ITALY				
728 Other Machines And Equipment Specialized For Particular Indu	220 954	2 231 400	2 905 390	57 087 344
745 Other Non-electrical Machinery, Tools, And Mechanical Appar	93 051	889 554	3 856 214	55 912 581
747 Taps, Cocks, And Valves For Pipes	99 060	1 663 858	2 594 582	43 546 313
764 Telecommunication Equipments And Parts	29 296	365 684	4 848 298	38 817 952
251 Pulp And Waste Paper	35 126 021	242 631 759	5 600 505	30 346 035
LAINNYA	9 711 384	99 929 973	58 026 109	500 416 913
SUB TOTAL	45 279 766	347 712 228	77 831 098	726 127 138

**I.6 IMPOR KOMODITI MENURUT NEGARA ASAL / IMPORT BY COUNTRY OF ORIGIN
DAN LIMA GOLONGAN BARANG (SITC) UTAMA / AND FIVE MAJOR SITC COMMODITY GROUP
** DESEMBER / DECEMBER 2009 ****

Negara Asal/SITC/Uraian Golongan Barang <i>Country of Origin/SITC/group Description</i>	Berat Bersih / <i>Net Weight (Kg)</i>		Nilai CIF / <i>CIF Value (US\$)</i>	
	Bulan ini <i>Current month</i>	Kumulatif <i>Cum. Jan to date</i>	Bulan ini <i>Current month</i>	Kumulatif <i>Cum. Jan to date</i>
SPAIN				
792 Aircraft And Associated Equipments And Parts	2 555	69 283	1 393 230	44 498 090
533 Pigments, Paints, Varnishes, And Related Materials	585 367	7 528 654	1 017 933	12 753 281
764 Telecommunication Equipments And Parts	4	129 929	130	9 935 698
684 Alumunium	297 632	5 668 364	559 753	9 002 013
541 Medicinal And Pharmaceutical Products	32 381	237 204	1 244 193	9 000 064
LAINNYA	8 402 521	56 189 841	20 129 482	168 830 890
SUB TOTAL	9 320 460	69 823 275	24 344 721	254 020 036
PORTUGAL				
845 Articles Of Apparel	4 154	51 115	225 378	2 526 276
251 Pulp And Waste Paper	251 700	14 857 020	38 762	1 928 880
266 Synthetic Fibres Suitable For Spinning	0	771 200	0	1 248 124
844 Women's Coats/jackets, Knitted	1 752	16 024	97 189	828 489
842 Women's Coats/jacket, Not Knitted	790	8 337	48 650	510 514
LAINNYA	80 183	3 170 414	362 293	5 604 151
SUB TOTAL	338 579	18 874 110	772 272	12 646 434
ICELAND				
411 Animal Oils And Fats	0	31 445	0	118 610
542 Medicaments, Including Veterinary Medicaments	0	277	0	80 048
893 Article Of Plastics	0	2 886	0	24 799
751 Office Machines	0	52	0	8 132
772 Electrical Apparatus For Making And Breaking Electrical Circ	1	64	29	5 502
LAINNYA	16	895	584	5 343
SUB TOTAL	17	35 619	613	242 434
MONTSERRAT				
728 Other Machines And Equipment Specialized For Particular Indu	0	9 940	0	1 257 843
LAINNYA	0	0	0	0
SUB TOTAL	0	9 940	0	1 257 843
GREECE				
263 Cotton	597 748	13 796 612	957 529	17 329 985
121 Tobacco, Unmanufactured And Refused	251 519	813 949	1 671 309	6 041 377
251 Pulp And Waste Paper	5 321 130	31 644 722	838 777	4 156 216
792 Aircraft And Associated Equipments And Parts	0	214 001	0	2 000 500
334 Petroleum Products, Refined	0	1 093 979	0	875 183
LAINNYA	177 775	2 748 650	333 100	2 426 942
SUB TOTAL	6 348 172	50 311 913	3 800 715	32 830 203
VATICAN CITY STATE				
675 Flat Rolled Products And Alloy Steels	0	9 434	0	16 662
LAINNYA	0	0	0	0
SUB TOTAL	0	9.434	0	16.662
ANDORRA				
653 Fabrics, Woven, Of Man-made Fibres	0	21.522	0	138.896
282 Waste And Scrap Metal Of Iron/steel	0	327.710	0	103.556

**I.6 IMPOR KOMODITI MENURUT NEGARA ASAL / IMPORT BY COUNTRY OF ORIGIN
DAN LIMA GOLONGAN BARANG (SITC) UTAMA / AND FIVE MAJOR SITC COMMODITY GROUP
** DESEMBER / DECEMBER 2009 ****

Negara Asal/SITC/Uraian Golongan Barang <i>Country of Origin/SITC/group Description</i>	Berat Bersih / <i>Net Weight (Kg)</i>		Nilai CIF / <i>CIF Value (US\$)</i>	
	Bulan ini <i>Current month</i>	Kumulatif <i>Cum. Jan to date</i>	Bulan ini <i>Current month</i>	Kumulatif <i>Cum. Jan to date</i>
676 Iron/steel Bars, Rods, Angels, Shaped And Sections	17.533	17.533	63.175	63.175
749 Non-electric Parts And Accessories Of Machinerics	0	3.040	0	49.200
741 Heating And Cooling Equipments And Parts	0	16.877	0	33.544
LAINNYA	1.905	10.862	12.663	70.869
SUB TOTAL	19.438	397.544	75.838	459.240
LIECHTENSTEIN				
772 Electrical Apparatus For Making And Breaking Electrical Circ	0	1.770	0	33.716
522 Inorganic Chemical Elements, Oxides And Halogen Salts	0	19	0	7.365
874 Measuring, Checking, Analysing, And Controlling Instrument A	2	7	2.899	6.029
728 Other Machines And Equipment Specialized For Particular Indu	0	3	0	1.758
699 Manufactures Of Base Metals	0	39	0	859
LAINNYA	0	1	0	633
SUB TOTAL	2	1.839	2.899	50.360
DEMOCRATIC REP. OF THE CONGO				
292 Crude Vegetable Materials	0	489.584	0	1.037.794
248 Wood, simply Worked And Railway Sleeper Of Wood	47.422	115.322	42.153	143.945
611 Leathers	0	243	0	15.693
247 Wood In The Rough Or Roughly Squared	0	18.635	0	14.494
634 Veneers, plywood, improved/reconstituted Wood Worked	0	548	0	2.421
LAINNYA	0	0	0	0
SUB TOTAL	47.422	624.332	42.153	1.214.347
HUNGARY				
764 Telecommunication Equipments And Parts	13.971	110.849	6.482.054	51.350.227
792 Aircraft And Associated Equipments And Parts	0	68.000	0	31.000.000
714 Engines And Motors, Non-electric And Parts	0	15.412	0	10.513.170
541 Medicinal And Pharmaceutical Products	16	24.044	38.172	2.336.595
873 Meters And Counters	7.215	185.113	107.433	2.140.274
LAINNYA	557.976	1.718.190	1.186.245	11.059.051
SUB TOTAL	579.178	2.121.608	7.813.904	108.399.317
POLAND				
891 Arms And Ammunitions	0	108.230	0	32.237.989
553 Perfumery, Cosmetics, And Toilet Preparations	51.306	416.725	701.573	5.424.977
778 Electrical Machinery And Apparatus	141.630	636.855	1.104.625	4.719.052
061 Sugar, Molasses, And Honey	0	12.000.000	0	3.900.000
764 Telecommunication Equipments And Parts	1.883	18.565	11.980	3.339.367
LAINNYA	873.600	15.442.440	2.510.015	23.625.483
SUB TOTAL	1.068.419	28.622.815	4.328.193	73.246.868
ROMANIA				
679 Tubes, Pipes, Hollow Profile, Pipe Fitting Of Iron/steel	384	2.015.875	894	4.618.083
747 Taps, Cocks, And Valves For Pipes	17.610	240.319	134.499	2.076.773
653 Fabrics, Woven, Of Man-made Fibres	16.666	99.610	292.268	1.626.825
741 Heating And Cooling Equipments And Parts	13.246	126.734	135.216	868.164
728 Other Machines And Equipment Specialized For Particular Indu	0	52.639	0	852.926
LAINNYA	132.790	7.399.941	618.876	7.266.292
SUB TOTAL	180.696	9.935.118	1.181.753	17.309.063
BULGARIA				
041 Wheat And Meslin, Unmilled	0	22.900.000	0	5.106.700
075 Spices	1.037.390	13.409.657	331.859	4.812.337

**I.6 IMPOR KOMODITI MENURUT NEGARA ASAL / IMPORT BY COUNTRY OF ORIGIN
DAN LIMA GOLONGAN BARANG (SITC) UTAMA / AND FIVE MAJOR SITC COMMODITY GROUP
** DESEMBER / DECEMBER 2009 ****

Negara Asal/SITC/Uraian Golongan Barang <i>Country of Origin/SITC/group Description</i>	Berat Bersih / <i>Net Weight (Kg)</i>		Nilai CIF / <i>CIF Value (US\$)</i>	
	Bulan ini <i>Current month</i>	Kumulatif <i>Cum. Jan to date</i>	Bulan ini <i>Current month</i>	Kumulatif <i>Cum. Jan to date</i>
523 Metallicsalts And Peroxysalts	635.060	14.462.402	124.882	2.601.811
121 Tobacco, Unmanufactured And Refused	0	298.159	0	1.282.624
737 Metalworking Machinery And Parts	297	113.567	14.067	977.925
LAINNYA	84.194	1.133.072	627.089	4.161.576
SUB TOTAL	1.756.941	52.316.857	1.097.897	18.942.973
SERBIA				
891 Arms And Ammunitions	0	29.469	0	2.106.536
774 Electrical Apparatus For Medical Purposes And Radiological A	0	85	0	9.992
842 Women's Coats/jacket, Not Knitted	0	139	0	4.504
748 Transmission Shafts And Cranks	200	1.144	630	3.391
679 Tubes, Pipes, Hollow Profile, Pipe Fitting Of Iron/steel	0	99	0	2.240
LAINNYA	9	345	33	2.060
SUB TOTAL	209	31.281	663	2.128.723
ALBANIA				
121 Tobacco, Unmanufactured And Refused	1	127.062	4	757.757
251 Pulp And Waste Paper	0	523.250	0	75.507
651 Textile Yarns	0	8.260	0	35.214
845 Articles Of Apparel	68	462	3.734	25.902
851 Footwears	5	269	190	12.490
LAINNYA	0	627	0	14.951
SUB TOTAL	74	659.930	3.928	921.821
ARMENIA				
263 Cotton	0	103.604	0	92.504
629 Articles Of Rubbers	0	3	0	200
821 Furnitures And Parts	0	662	0	149
851 Footwears	0	4	0	12
LAINNYA	0	0	0	0
SUB TOTAL	0	104.273	0	92.865
AZERBAIJAN				
333 Petroleum Oil, Crude	133.489.302	1.570.390.617	79.781.812	756.280.061
679 Tubes, Pipes, Hollow Profile, Pipe Fitting Of Iron/steel	0	1.133	0	31.350
723 Civil Engineering And Contractor Plants And Equipments/parts	0	875	0	26.063
699 Manufactures Of Base Metals	0	84	0	6.220
LAINNYA	0	0	0	0
SUB TOTAL	133.489.302	1.570.392.709	79.781.812	756.343.694
BELARUS				
625 Rubber Tyre,tyre Cases,tyre Treads,inner Tubes, And Tyre Fla	12.580	1.039.173	51.930	5.925.401
562 Fertilizers, Manufactured	0	4.509.000	0	3.929.149
592 Starches, Inulin, And Wheat Glutenal Buminoidal Substances; G	0	50.000	0	325.711
872 Medical Instruments And Appliances	0	779	0	39.627
695 Tools For Used In The Hand Or In Machines	0	1.246	0	20.339
LAINNYA	0	2.453	0	4.616
SUB TOTAL	12.580	5.602.651	51.930	10.244.843
KAZAKHSTAN				
673 Flat Rolled Products, Not Clad	0	5.209.460	0	6.017.169
685 Lead	298.720	1.428.787	724.545	2.790.292

**I.6 IMPOR KOMODITI MENURUT NEGARA ASAL / IMPORT BY COUNTRY OF ORIGIN
DAN LIMA GOLONGAN BARANG (SITC) UTAMA / AND FIVE MAJOR SITC COMMODITY GROUP
** DESEMBER / DECEMBER 2009 ****

Negara Asal/SITC/Uraian Golongan Barang <i>Country of Origin/SITC/group Description</i>	Berat Bersih / <i>Net Weight (Kg)</i>		Nilai CIF / <i>CIF Value (US\$)</i>	
	Bulan ini <i>Current month</i>	Kumulatif <i>Cum. Jan to date</i>	Bulan ini <i>Current month</i>	Kumulatif <i>Cum. Jan to date</i>
263 Cotton	74.978	206.165	61.160	194.684
671 Pig Iron,spiegeleisen,sponge Iron, And Ferro-alloys	0	3.000	0	9.000
679 Tubes, Pipes, Hollow Profile, Pipe Fitting Of Iron/steel	0	439	0	1.533
LAINNYA	0	768	0	3.147
SUB TOTAL	373.698	6.848.619	785.705	9.015.825
KYRGYZSTAN				
022 Milk,cream, And Milk Products Other Than Butter Or Cheese	0	223.075	0	747.301
263 Cotton	0	105.776	0	148.663
571 Polymers Of Ethylene In Primary Forms	0	74.250	0	94.298
513 Carboxylic Acids,and Their Anhydrides,halides,peroxides	0	36.503	0	89.878
642 Paper And Paperboard Cut To Size/shape And Article Of Papers	0	14.609	0	79.607
LAINNYA	44.064	449.447	43.514	330.846
SUB TOTAL	44.064	903.660	43.514	1.490.593
MOLDOVA, REPUBLIC OF				
873 Meters And Counters	1.326	2.847	87.606	184.574
775 Household Type, Electrical/non-electrical Equipments	0	76	0	3.052
842 Women's Coats/jacket, Not Knitted	19	69	666	2.326
845 Articles Of Apparel	0	3	0	671
844 Women's Coats/jackets, Knitted	13	13	422	422
LAINNYA	0	0	0	0
SUB TOTAL	1.358	3.008	88.694	191.045
TAJIKISTAN				
684 Alumunium	190.050	315.442	392.453	626.309
775 Household Type, Electrical/non-electrical Equipments	4.112	4.112	14.439	14.439
764 Telecommunication Equipments And Parts	0	105	0	13.730
897 Jewellery, Goldsmith, Silversmith Wares, And Other Articles	0	1	0	2.738
LAINNYA	0	0	0	0
SUB TOTAL	194.162	319.660	406.892	657.216
TURKMENISTAN				
263 Cotton	0	101.342	0	90.194
LAINNYA	0	0	0	0
SUB TOTAL	0	101.342	0	90.194
UKRAINE				
672 Ingots And Other Iron/steel In Primary Forms	123.703.149	684.998.981	64.198.903	303.172.966
041 Wheat And Meslin, Unmilled	6.805.330	178.775.195	1.566.029	40.676.657
673 Flat Rolled Products, Not Clad	5.071.169	55.448.021	3.088.247	33.774.585
675 Flat Rolled Products And Alloy Steels	1.999.811	29.860.246	1.307.743	18.054.655
562 Fertilizers, Manufactured	0	41.020.000	0	7.587.500
LAINNYA	654.786	28.622.274	903.959	15.707.629
SUB TOTAL	138.234.245	1.018.724.717	71.064.881	418.973.992
UZBEKISTAN				
263 Cotton	50.269	466.338	78.684	427.966
651 Textile Yarns	0	1.160	0	3.929
LAINNYA	0	0	0	0
SUB TOTAL	50.269	467.498	78.684	431.895

**I.6 IMPOR KOMODITI MENURUT NEGARA ASAL / IMPORT BY COUNTRY OF ORIGIN
DAN LIMA GOLONGAN BARANG (SITC) UTAMA / AND FIVE MAJOR SITC COMMODITY GROUP
** DESEMBER / DECEMBER 2009 ****

Negara Asal/SITC/Uraian Golongan Barang <i>Country of Origin/SITC/group Description</i>	Berat Bersih / <i>Net Weight (Kg)</i>		Nilai CIF / <i>CIF Value (US\$)</i>	
	Bulan ini <i>Current month</i>	Kumulatif <i>Cum. Jan to date</i>	Bulan ini <i>Current month</i>	Kumulatif <i>Cum. Jan to date</i>
LITHUANIA				
562 Fertilizers, Manufactured	0	3.900.000	0	2.398.500
625 Rubber Tyre, tyre Cases, tyre Treads, inner Tubes, And Tyre Fla	0	148.472	0	1.218.182
022 Milk, cream, And Milk Products Other Than Butter Or Cheese	50.000	325.000	41.250	256.125
282 Waste And Scrap Metal Of Iron/steel	549.880	549.880	181.460	181.460
248 Wood, simply Worked And Railway Sleeper Of Wood	67.729	207.072	50.652	145.686
LAINNYA	11.695	157.171	22.118	174.158
SUB TOTAL	679.304	5.287.595	295.480	4.374.111
LATVIA				
282 Waste And Scrap Metal Of Iron/steel	0	4.635.360	0	1.272.347
232 Synthetic Rubber Latex, Synthetic/reclaimed Rubber	0	216.000	0	607.392
764 Telecommunication Equipments And Parts	0	1.531	0	246.413
263 Cotton	100.931	100.931	81.217	81.217
655 Knitted Or Crocheted Fabrics	0	955	0	66.277
LAINNYA	190	31.484	16.619	124.292
SUB TOTAL	101.121	4.986.261	97.836	2.397.938
ESTONIA				
764 Telecommunication Equipments And Parts	3.513	21.836	931.128	2.172.168
641 Papers And Paperboards	0	2.165.112	0	1.935.878
251 Pulp And Waste Paper	0	3.699.095	0	584.830
232 Synthetic Rubber Latex, Synthetic/reclaimed Rubber	43.200	67.500	285.120	333.495
282 Waste And Scrap Metal Of Iron/steel	436.700	1.067.220	135.377	294.318
LAINNYA	31.047	72.223	47.608	225.537
SUB TOTAL	514.460	7.092.986	1.399.233	5.546.226
GEORGIA				
716 Rotating Electric Plants And Parts	0	5.800	0	6.400.000
685 Lead	0	259.459	0	440.045
764 Telecommunication Equipments And Parts	0	1.078	0	198.189
288 Non-ferrous Base Metal Waste And Scraps	0	24.260	0	112.718
741 Heating And Cooling Equipments And Parts	0	973	0	97.354
LAINNYA	26.343	125.802	40.659	313.863
SUB TOTAL	26.343	417.372	40.659	7.562.169
CROATIA				
121 Tobacco, Unmanufactured And Refused	79.200	237.600	357.984	987.822
248 Wood, simply Worked And Railway Sleeper Of Wood	196.000	525.027	214.760	614.874
737 Metalworking Machinery And Parts	1.408	52.463	10.182	450.384
727 Food Processing Machines And Parts	0	12.160	0	268.302
661 Lime, cement And Fabricated Construction Materials	21.000	378.000	13.522	210.263
LAINNYA	321	21.457	10.363	258.730
SUB TOTAL	297.929	1.226.707	606.811	2.790.375
BOSNIA AND HERZEGOVINA				
248 Wood, simply Worked And Railway Sleeper Of Wood	0	23.200	0	28.357
743 Pumps, Compressors, Fans, Blowers, Centrifuges, And Parts	117	309	2.175	4.974
851 Footwears	8	75	1.110	2.727
784 Parts And Accessories Of The Motor Vehicles	0	99	0	489
845 Articles Of Apparel	0	4	0	423
LAINNYA	0	72	0	669
SUB TOTAL	125	23.759	3.285	37.639

**I.6 IMPOR KOMODITI MENURUT NEGARA ASAL / IMPORT BY COUNTRY OF ORIGIN
DAN LIMA GOLONGAN BARANG (SITC) UTAMA / AND FIVE MAJOR SITC COMMODITY GROUP
** DESEMBER / DECEMBER 2009 ****

Negara Asal/SITC/Uraian Golongan Barang <i>Country of Origin/SITC/group Description</i>	Berat Bersih / <i>Net Weight (Kg)</i>		Nilai CIF / <i>CIF Value (US\$)</i>	
	Bulan ini <i>Current month</i>	Kumulatif <i>Cum. Jan to date</i>	Bulan ini <i>Current month</i>	Kumulatif <i>Cum. Jan to date</i>
MALTA				
542 Medicaments, Including Veterinary Medicaments	0	1.072	0	524.588
513 Carboxylic Acids, and Their Anhydrides, halides, peroxides	0	800.156	0	395.997
776 Thermionic, Cold Cathode, And Photo Cathode Valves/tubes	59	382	22.275	295.630
741 Heating And Cooling Equipments And Parts	2.212	9.236	62.017	222.881
514 Nitrogen-function Compounds	0	421	0	118.412
LAINNYA	102.017	291.446	25.439	262.230
SUB TOTAL	104.288	1.102.713	109.731	1.819.738
SLOVAKIA				
764 Telecommunication Equipments And Parts	0	13.003	0	2.738.606
743 Pumps, Compressors, Fans, Blowers, Centrifuges, And Parts	7.806	147.507	42.379	849.976
771 Electric Power Machinery And Parts	26	25.032	3.804	652.394
778 Electrical Machinery And Apparatus	3.740	21.597	77.300	539.654
514 Nitrogen-function Compounds	0	250.898	0	528.475
LAINNYA	51.229	1.960.743	87.935	3.754.996
SUB TOTAL	62.801	2.418.780	211.418	9.064.101
SLOVENIA				
641 Papers And Paperboards	106.653	933.966	852.037	7.182.418
728 Other Machines And Equipment Specialized For Particular Indu	0	83.173	0	1.558.825
737 Metalworking Machinery And Parts	0	258.023	0	1.241.550
335 Residual Petroleum Products, And Related Materials	0	1.941.193	0	866.177
542 Medicaments, Including Veterinary Medicaments	0	6.129	0	768.975
LAINNYA	127.415	1.076.693	877.671	5.016.417
SUB TOTAL	234.068	4.299.177	1.729.708	16.634.362
CZECH REPUBLIC				
772 Electrical Apparatus For Making And Breaking Electrical Circ	26.175	216.977	953.993	9.665.690
764 Telecommunication Equipments And Parts	323	199.032	32.718	6.024.414
718 Other Power Generating Machines And Parts	57.589	125.197	1.048.133	4.714.751
514 Nitrogen-function Compounds	238.400	1.983.826	478.380	3.918.685
641 Papers And Paperboards	191.553	2.871.682	138.241	2.601.295
LAINNYA	962.430	5.248.489	3.444.359	19.648.471
SUB TOTAL	1.476.470	10.645.203	6.095.824	46.573.306
SOUTH GEORGIA AND THE SOUTH SA				
748 Transmission Shafts And Cranks	0	330	0	5.828
575 Other Plastics In Primary Forms	0	27	0	911
LAINNYA	0	0	0	0
SUB TOTAL	0	357	0	6.739
REP. OF MACEDONIA				
791 Railway Vehicles And Associated Equipments	0	375	0	26.314
842 Women's Coats/jacket, Not Knitted	0	1.171	0	9.659
845 Articles Of Apparel	0	74	0	2.294
851 Footwears	0	99	0	2.028
893 Article Of Plastics	0	473	0	1.470
LAINNYA	0	2.458	0	2.830
SUB TOTAL	0	4.650	0	44.595
FAEROE ISLANDS				

**I.6 IMPOR KOMODITI MENURUT NEGARA ASAL / IMPORT BY COUNTRY OF ORIGIN
DAN LIMA GOLONGAN BARANG (SITC) UTAMA / AND FIVE MAJOR SITC COMMODITY GROUP
** DESEMBER / DECEMBER 2009 ****

Negara Asal/SITC/Uraian Golongan Barang <i>Country of Origin/SITC/group Description</i>	Berat Bersih / <i>Net Weight (Kg)</i>		Nilai CIF / <i>CIF Value (US\$)</i>	
	Bulan ini <i>Current month</i>	Kumulatif <i>Cum. Jan to date</i>	Bulan ini <i>Current month</i>	Kumulatif <i>Cum. Jan to date</i>
726 Printing/book Binding Machinery And Parts	0	11.900	0	17.900
LAINNYA	0	0	0	0
SUB TOTAL	0	11.900	0	17.900
RUSSIA FEDERATION				
672 Ingots And Other Iron/steel In Primary Forms	51.566.188	306.924.534	22.014.174	124.592.654
562 Fertilizers, Manufactured	1.536.000	215.848.357	1.121.280	81.221.670
041 Wheat And Meslin, Unmilled	22.746.065	283.385.488	5.714.289	67.307.396
641 Papers And Paperboards	2.492.773	16.798.002	8.037.352	32.265.204
334 Petroleum Products, Refined	18.819.690	39.972.096	11.046.517	20.652.177
LAINNYA	71.155.833	168.745.365	33.878.483	132.714.793
SUB TOTAL	168.316.549	1.031.673.842	81.812.095	458.753.894

<https://www.bps.go.id>

I.7 IMPOR KOMODITI TERTENTU MENURUT NEGARA ASAL UTAMA
CERTAIN COMMODITIES IMPORT BY MAIN COUNTRY OF ORIGIN
**** DESEMBER / DECEMBER 2009 ****

Komoditi Commodity	Negara Asal Country of Origin	Berat Bersih / Net Weight (Kg)		Nilai CIF / CIF Value (US\$)	
		Bulan ini Current month	Kumulatif Cum. Jan to date	Bulan ini Current month	Kumulatif Cum. Jan to date
Beras					
	THAILAND	15 480 000	221 372 611	5 784 130	81 959 755
	CHINA	680 000	5 167 570	1 715 865	13 697 040
	VIET NAM	0	20 970 500	0	7 936 924
	UNITED STATES	175 145	1 323 382	225 379	2 005 717
	PHILIPPINES	0	358 001	0	1 401 073
	OTHERS	115 505	1 281 085	157 978	1 152 742
	Sub Total	16 450 650	250 473 149	7 883 352	108 153 251
Jagung					
	THAILAND	19 507 652	203 289 451	4 201 152	47 670 570
	INDIA	17 280	64 454 098	30 758	14 435 821
	UNITED STATES	438 314	20 428 759	184 333	5 344 227
	PAKISTAN	1 004 915	24 174 930	212 037	4 837 694
	BRAZIL	0	20 775 000	0	3 705 509
	OTHERS	19 137	5 675 436	5 144	1 847 272
	Sub Total	20 987 298	338 797 674	4 633 424	77 841 093
Kedelai					
	UNITED STATES	114 945 243	1 178 346 237	49 406 781	541 701 118
	MALAYSIA	5 834 530	50 574 132	3 657 305	35 730 641
	SOUTH AFRICA	2 062 320	43 244 200	973 354	21 872 354
	ARGENTINA	0	40 681 620	0	20 691 668
	CANADA	0	925 664	0	687 713
	OTHERS	184 925	847 845	109 913	597 715
	Sub Total	123 027 018	1 314 619 698	54 147 353	621 281 209
Biji Gandum dan Meslin					
	AUSTRALIA	199 098 070	2 655 518 852	53 572 943	723 965 945
	CANADA	0	885 306 270	0	301 833 881
	UNITED STATES	58 651 030	603 148 665	16 358 422	170 834 817
	RUSSIA FEDERATION	22 746 065	283 385 488	5 714 289	67 307 396
	UKRAINE	6 805 330	178 775 195	1 566 029	40 676 657
	OTHERS	1 003 260	49 151 110	201 655	11 493 732
	Sub Total	288 303 755	4 655 285 580	77 413 338	1 316 112 428
Tepung terigu					
	TURKEY	40 184 000	382 144 930	12 018 339	117 987 183
	SRI LANKA	12 902 001	132 335 933	5 202 010	56 461 188
	BELGIUM	5 168 500	76 370 500	1 788 319	26 761 713
	AUSTRALIA	5 380 875	42 245 170	2 401 217	17 134 432
	JAPAN	507 551	5 565 854	207 996	2 186 930
	OTHERS	1 536 749	8 048 150	592 956	2 652 668
	Sub Total	65 679 676	646 710 537	22 210 837	223 184 114
Gula Pasir					
	THAILAND	24 470 000	63 145 000	15 072 388	33 613 700
	MALAYSIA	4 021 108	23 665 158	2 524 184	11 791 718
	AUSTRALIA	1 260 605	7 209 748	964 004	4 583 875
	KOREA, REPUBLIC OF	1 344 000	3 999 600	981 960	2 616 307
	SINGAPORE	129 000	1 633 287	85 527	1 044 164
	OTHERS	270 000	430 565	188 169	332 197
	Sub Total	31 494 713	100 083 358	19 816 232	53 981 961

I.7 IMPOR KOMODITI TERTENTU MENURUT NEGARA ASAL UTAMA
CERTAIN COMMODITIES IMPORT BY MAIN COUNTRY OF ORIGIN
**** DESEMBER / DECEMBER 2009 ****

Komoditi Commodity	Negara Asal Country of Origin	Berat Bersih / Net Weight (Kg)		Nilai CIF / CIF Value (US\$)	
		Bulan ini Current month	Kumulatif Cum. Jan to date	Bulan ini Current month	Kumulatif Cum. Jan to date
Gula Tebu	THAILAND	40 462 120	557 130 040	21 264 643	207 098 687
	BRAZIL	20 100 000	259 661 043	12 550 038	116 447 820
	AUSTRALIA	7 000 000	180 000 682	4 409 230	78 334 669
	SOUTH AFRICA	20 100 000	93 450 000	11 195 010	46 656 664
	GUATEMALA	0	85 550 000	0	29 596 711
	OTHERS	12 000 000	100 651 493	6 123 000	36 780 245
	Sub Total		99 662 120	1 276 443 258	55 541 921
Daging Sejenis Lembu	AUSTRALIA	7 760 710	70 145 897	21 037 036	174 290 303
	NEW ZEALAND	2 814 815	35 646 479	7 903 018	86 195 373
	UNITED STATES	730 237	2 353 144	910 480	2 881 929
	CANADA	339 804	1 922 088	452 393	2 816 324
	SINGAPORE	0	174 402	0	358 700
	OTHERS	912	3 603	1 271	5 356
	Sub Total		11 646 478	110 245 613	30 304 198
Daging Ayam	UNITED STATES	0	1 942 927	0	2 812 836
	SINGAPORE	144 517	736 792	218 642	1 033 246
	MALAYSIA	0	7 224	0	13 365
	OTHERS	0	0	0	0
	Sub Total		144 517	2 686 943	218 642
Garam	AUSTRALIA	105 488 000	1 390 630 134	5 434 469	76 007 999
	INDIA	51 251 619	257 906 644	2 282 954	11 705 652
	CHINA	4 300 000	51 039 027	208 547	2 540 741
	NEW ZEALAND	178 000	1 118 000	57 130	369 150
	GERMANY, FED. REP. OF	149 312	300 407	45 822	170 868
	OTHERS	70 361	423 497	10 329	272 468
	Sub Total		161 437 292	1 701 417 709	8 039 251
Mentega	NEW ZEALAND	716 057	7 350 395	1 942 064	19 350 248
	BELGIUM	78 271	1 555 737	299 829	5 924 693
	AUSTRALIA	234 762	2 417 818	601 683	5 446 600
	NETHERLANDS	96 000	1 062 011	285 300	2 354 798
	FRANCE	45 860	362 610	216 884	2 039 003
	OTHERS	157 898	524 646	578 392	1 429 833
	Sub Total		1 328 848	13 273 217	3 924 152
Minyak Goreng	MALAYSIA	1 041 124	23 496 750	1 166 922	21 356 941
	CHINA	0	8 514 701	0	4 554 544
	THAILAND	0	3 071 407	0	2 489 415
	SINGAPORE	46 283	1 476 533	69 739	1 927 687
	UNITED STATES	52 582	500 846	68 862	766 294
	OTHERS	34 970	770 467	50 443	1 052 452
	Sub Total		1 174 959	37 830 704	1 355 966

I.7 IMPOR KOMODITI TERTENTU MENURUT NEGARA ASAL UTAMA
CERTAIN COMMODITIES IMPORT BY MAIN COUNTRY OF ORIGIN
**** DESEMBER / DECEMBER 2009 ****

Komoditi Commodity	Negara Asal Country of Origin	Berat Bersih / Net Weight (Kg)		Nilai CIF / CIF Value (US\$)	
		Bulan ini Current month	Kumulatif Cum. Jan to date	Bulan ini Current month	Kumulatif Cum. Jan to date
Susu					
	NEW ZEALAND	8 027 333	70 433 150	19 624 225	164 311 591
	AUSTRALIA	2 913 244	32 001 137	7 632 529	73 539 323
	UNITED STATES	2 083 475	21 096 698	4 500 590	48 870 972
	PHILIPPINES	380 896	5 524 856	2 142 806	29 152 020
	SINGAPORE	271 944	4 790 317	1 439 904	20 489 073
	OTHERS	3 703 778	32 658 179	8 861 125	75 248 543
	Sub Total	17 380 670	166 504 337	44 201 179	411 611 522
Bawang Merah					
	THAILAND	974 753	29 880 397	497 928	13 375 196
	VIET NAM	0	12 828 541	0	5 513 393
	MALAYSIA	283 056	5 518 854	162 128	2 993 922
	PHILIPPINES	0	6 655 810	0	2 726 147
	INDIA	261 000	6 211 800	107 010	1 899 165
	OTHERS	0	6 234 217	0	2 434 483
	Sub Total	1 518 809	67 329 619	767 066	28 942 306
Bawang putih					
	CHINA	24 200 675	402 791 987	15 191 975	165 097 568
	MALAYSIA	180 507	1 380 688	124 460	810 836
	THAILAND	161 773	830 535	86 557	419 276
	NETHERLANDS	0	28 600	0	11 154
	HONG KONG	0	56 000	0	10 834
	OTHERS	0	50 000	0	22 213
	Sub Total	24 542 955	405 137 810	15 402 992	166 371 881
Telur Unggas					
	CHINA	0	690	0	10 800
	OTHERS	0	0	0	0
	Sub Total	0	690	0	10 800
Kelapa					
	VIET NAM	111 132	449 064	447 050	1 956 540
	THAILAND	75 124	1 909 641	58 178	1 093 823
	COTE D'IVOIRE	0	1 101 188	0	828 831
	SINGAPORE	376	1 414 005	523	701 849
	UNITED ARAB EMIRATES	0	596 265	0	639 948
	OTHERS	37 203	801 468	115 978	903 598
	Sub Total	223 835	6 271 631	621 729	6 124 589
Kelapa Sawit					
	UNITED STATES	0	3 603	0	812 543
	PAPUA NEW GUINEA	0	2 020	0	296 978
	THAILAND	0	900	0	130 650
	UNITED KINGDOM	29	58	6 694	13 424
	OTHERS	0	0	0	0
	Sub Total	29	6 581	6 694	1 253 595
Lada					
	VIET NAM	325 500	3 168 369	104 585	1 172 171
	SINGAPORE	1 218	51 188	8 589	203 619
	UNITED STATES	55	3 263	1 215	51 420
	INDIA	0	6 471	0	40 934

I.7 IMPOR KOMODITI TERTENTU MENURUT NEGARA ASAL UTAMA
CERTAIN COMMODITIES IMPORT BY MAIN COUNTRY OF ORIGIN
**** DESEMBER / DECEMBER 2009 ****

Komoditi Commodity	Negara Asal Country of Origin	Berat Bersih / Net Weight (Kg)		Nilai CIF / CIF Value (US\$)	
		Bulan ini Current month	Kumulatif Cum. Jan to date	Bulan ini Current month	Kumulatif Cum. Jan to date
Teh	CHINA	0	72 482	0	24 692
	OTHERS	1 153	25 540	6 184	36 389
	Sub Total	327 926	3 327 313	120 573	1 529 225
	KENYA	129 389	1 627 440	355 629	4 178 401
	VIET NAM	455 177	3 479 088	457 130	3 533 963
	CHINA	113 924	920 687	226 965	1 502 504
	SRI LANKA	24 012	287 016	154 846	1 215 297
	INDIA	57 404	319 834	168 013	903 314
	OTHERS	32 471	534 613	166 846	1 203 651
	Sub Total	812 377	7 168 678	1 529 429	12 537 130
Kopi	VIET NAM	3 910 693	10 518 998	5 023 400	14 672 795
	BRAZIL	57 600	2 036 589	157 320	5 601 238
	ITALY	1 865	81 099	15 935	1 060 121
	UNITED STATES	11 845	199 176	57 390	843 608
	EAST TIMOR	80 640	397 269	165 270	532 399
	OTHERS	18 372	1 166 502	57 089	2 301 881
	Sub Total	4 081 015	14 399 633	5 476 404	25 012 042
	Cengkeh	SINGAPORE	30 841	30 841	111 872
OTHERS	0	0	0	0	
Sub Total	30 841	30 841	111 872	111 872	
Kakao	GHANA	525 000	10 875 000	1 886 649	32 259 169
	PAPUA NEW GUINEA	303 188	8 362 004	904 889	21 970 652
	COTE D'IVOIRE	900 900	3 407 439	3 380 609	10 093 186
	SOLOMON ISLANDS	255 002	2 400 003	800 752	6 524 969
	CAMEROON	0	1 591 048	0	4 126 827
	OTHERS	0	594 546	0	1 337 622
	Sub Total	1 984 090	27 230 040	6 972 899	76 312 425
Cabe (segar-dingin)	INDIA	194 162	867 143	126 948	564 169
	AUSTRALIA	3 431	25 335	9 623	63 733
	VIET NAM	0	6 550	0	4 114
	CHINA	0	3 678	0	3 506
	KOREA, REPUBLIC OF	0	389	0	824
	OTHERS	0	1 755	0	521
	Sub Total	197 593	904 850	136 571	636 867
Cabe (kering-tumbuk)	INDIA	861 006	8 810 450	655 395	6 765 902
	CHINA	335 722	3 897 589	325 018	3 672 383
	MALAYSIA	358 340	2 678 014	175 215	1 497 139
	THAILAND	13 604	61 998	9 934	58 215
	SPAIN	0	11 250	0	39 851
	OTHERS	3 249	56 737	14 331	98 069
	Sub Total	1 571 921	15 516 038	1 179 893	12 131 559
Cabe (awet sementara)	INDIA	0	39 000	0	26 520

I.7 IMPOR KOMODITI TERTENTU MENURUT NEGARA ASAL UTAMA
CERTAIN COMMODITIES IMPORT BY MAIN COUNTRY OF ORIGIN
**** DESEMBER / DECEMBER 2009 ****

Komoditi Commodity	Negara Asal Country of Origin	Berat Bersih / Net Weight (Kg)		Nilai CIF / CIF Value (US\$)	
		Bulan ini Current month	Kumulatif Cum. Jan to date	Bulan ini Current month	Kumulatif Cum. Jan to date
	AUSTRALIA	0	440	0	1 067
	OTHERS	0	0	0	0
	Sub Total	0	39 440	0	27 587
Tembakau					
	CHINA	497 915	28 003 774	1 476 336	130 394 511
	BRAZIL	547 293	5 896 866	4 046 884	35 092 710
	UNITED STATES	902 447	3 376 384	7 171 888	29 146 195
	TURKEY	271 821	3 878 900	1 457 844	22 048 652
	INDIA	114 177	2 367 389	117 505	9 576 142
	OTHERS	2 317 048	9 675 024	15 962 574	63 913 099
	Sub Total	4 650 701	53 198 337	30 233 031	290 171 309
Ubi Kayu					
	VIET NAM	0	1 842 374	0	281 170
	CHINA	6 000	47 245	5 400	44 641
	INDIA	0	6 692	0	6 750
	MALAYSIA	933	5 974	247	1 591
	KOREA, REPUBLIC OF	0	537	0	1 135
	OTHERS	0	142	0	270
	Sub Total	6933	1 902 964	5 647	335 557

K1. IMPOR KAWASAN BERIKAT / BOUNDED ZONE IMPORT
MENURUT GOLONGAN BARANG 2 DIJIT HS / BY COMMODITY 2 DIGITS HS
**** DESEMBER / DECEMBER 2009 ****

HS	Uraian Golongan Barang Group Description	Berat Bersih / Net Weight (Kg)		Nilai CIF / CIF Value (US\$)	
		Bulan ini Current month	Kumulatif Cum. Jan to date	Bulan ini Current month	Kumulatif Cum. Jan to date
02	Meat and edible meat offal	0	30.224	0	146.601
03	Fish and crustaceans	572.785	9.147.182	1.152.277	14.487.004
04	Dairy products, bird's eggs, natural honey	1.015.000	7.083.017	1.269.902	9.318.365
05	Products of animal origin	166	299.813	3.157	3.709.791
06	Live trees and other plants	0	55.476	0	577.053
07	Edible vegetables and certain roots and tubers	130.954	440.338	89.783	413.750
08	Edible fruits and nuts	21.252	254.841	31.749	549.277
09	Coffee, tea, mate, and spices	1.220.247	1.857.020	1.570.796	3.136.721
10	Cereals	0	189.699	0	545.873
11	Products of the milling industry	1.008.060	92.915.026	313.764	27.533.393
12	Oil seeds and oleaginous fruits	184.881	217.997.377	239.236	105.375.499
13	Lac	214	158.773	6.781	499.723
14	Vegetable plaiting materials	360	9.167	2.730	47.338
15	Animal or vegetable oils/fats and their cleavage products	573.559	27.566.630	770.779	21.393.445
16	Preparations of meat/fish/crustaceans/molluscs or other aquatic invertebrates	29.800	300.644	23.100	978.868
17	Sugar and sugar confectionery	129.000	807.199.241	85.527	300.572.387
18	Cocoa and cocoa preparations	0	9.162	0	138.550
19	Preparations of cereals, flour, starch or milk	268.398	1.043.910	451.105	2.061.371
20	Preparations of vegetables, fruits, nuts or other part of plants	1.002	209.330	3.743	717.024
21	Miscellaneous edible preparations	4.571	188.647	22.929	643.302
22	Beverages, spirit, and vinegar	13.996	165.730	44.259	568.390
23	Residues and waste from the food industries	18.958	610.688	11.062	374.685
24	Tobacco and manufactured tobacco substitutes	943.731	7.384.265	8.788.818	65.118.662
25	Salts	62.002.331	457.325.468	4.222.529	52.691.313
26	Ores, slag, and ash	24.059.433	94.560.520	2.068.209	8.536.601
27	Mineral fuels, mineral oils and products of their distillation	9.317.396	95.822.677	6.449.617	63.968.443
28	Inorganic chemicals	21.190.762	186.803.371	16.764.082	124.246.453
29	Organic chemicals	14.200.885	156.931.476	16.490.291	181.185.072
30	Pharmaceutical products	26.528	838.188	183.291	1.768.532
31	Fertilizers	2.213	33.639.960	16.711	9.650.378
32	Tanning or dyeing extracts	1.756.856	24.548.526	8.320.937	101.850.916
33	Essential oils and resinoids	3.466	708.695	61.132	3.810.703
34	Soap, organic surface-active agents, washing, and lubricating preparations	779.109	8.269.356	2.788.910	28.414.004
35	Albuminoidal substances	3.204.059	41.344.143	5.664.893	50.541.151
36	Explosives	7.299	279.864	269.689	9.190.636
37	Photographic and cinematographic goods	84.852	1.427.336	91.602	1.687.909
38	Miscellaneous chemical products	2.484.585	29.108.025	8.750.210	99.879.719
39	Plastics and articles thereof	50.858.987	374.249.182	89.325.323	843.787.122
40	Rubber and articles thereof	8.158.334	72.263.888	22.336.636	181.363.434
41	Raw hides, skins, and leather	1.124.898	18.193.620	6.765.803	132.916.770
42	Articles of leather	62.600	623.763	532.390	6.990.542
43	Furskins and artificial fur	12.111	77.514	40.213	613.538
44	Wood and articles of wood	10.629.315	91.622.844	7.948.997	52.956.196
45	Cork and articles of cork	2.023	25.585	26.304	301.154
46	Manufactured of straw or other plaiting materials	564	157.127	4.048	539.001
47	Pulp of wood or of other fibrous cellulosic material	14.779.418	152.323.010	10.226.532	95.792.327
48	Paper and paperboard	9.456.040	85.708.454	19.471.294	192.785.958
49	Printed books, newspapers, pictures, and other products of printing in	45.030	1.186.936	648.321	9.676.164
50	Silk	9.057	438.879	168.174	4.527.412
51	Wool, fine or coarse animal hair	234.739	2.281.052	4.933.286	39.416.813
52	Cotton	18.466.955	155.069.540	72.106.657	701.116.956
53	Other vegetable textile fibres	130.129	1.452.605	1.583.231	16.094.813
54	Man-made filaments	3.871.885	54.834.862	29.716.489	398.268.266
55	Man-made staple fibres	5.141.003	64.448.981	20.050.771	220.380.456
56	Wadding, felt, and non-wovens	724.107	9.772.221	3.981.305	65.327.773
57	Carpets and other textile floor coverings	55.565	489.679	546.451	4.247.943
58	Special woven fabrics	785.219	13.002.834	9.091.240	153.409.019
59	Impregnated, coated, covered or laminated textile fabrics	1.033.635	12.417.010	7.714.886	105.639.734
60	Knitted or crocheted fabrics	6.030.728	73.605.055	46.410.500	564.502.580
61	Articles of apparel and clothing accessories, knitted or crocheted	282.298	4.613.462	2.365.497	36.148.929
62	Articles of apparel and clothing accessories, not knitted or crocheted	311.271	2.146.728	1.545.510	28.461.372
63	Other made up textile articles	174.090	1.644.761	1.131.526	9.576.425
64	Footwear, gaiters and the like	218.641	3.303.497	1.807.753	32.253.902
65	Headgear and parts thereof	5.272	226.739	70.990	2.605.321
66	Umbrellas, walking sticks, seat-sticks, whips, riding crops and parts	35.639	79.107	36.288	223.097

K1. IMPOR KAWASAN BERIKAT / BOUNDED ZONE IMPORT
MENURUT GOLONGAN BARANG 2 DIJIT HS / BY COMMODITY 2 DIGITS HS
**** DESEMBER / DECEMBER 2009 ****

HS	Uraian Golongan Barang <i>Group Description</i>	Berat Bersih / <i>Net Weight (Kg)</i>		Nilai CIF / <i>CIF Value (US\$)</i>	
		Bulan ini <i>Current month</i>	Kumulatif <i>Cum. Jan to date</i>	Bulan ini <i>Current month</i>	Kumulatif <i>Cum. Jan to date</i>
67	Prepared feathers and articles	721	51.631	18.531	1.348.697
68	Articles of stone, plaster, cement, asbestos, mica or similar material	349.605	4.363.371	912.460	11.240.689
69	Ceramic products	330.182	10.007.312	1.181.487	24.430.694
70	Glass and glassware	7.341.305	21.825.901	8.376.079	39.238.296
71	Natural and cultured pearls, precious/semi precious stones, and precious	8.121	211.447	4.929.932	42.699.951
72	Iron and steel	49.415.932	567.695.727	46.998.865	663.928.801
73	Articles of iron and steel	30.273.571	417.260.643	64.307.061	1.063.866.231
74	Copper and articles thereof	2.939.605	59.804.616	17.321.890	313.050.208
75	Nickel and articles thereof	39.277	465.846	1.133.966	8.278.986
76	Aluminium and articles thereof	3.444.194	38.974.176	14.586.675	145.289.859
78	Lead and articles thereof	68.167	1.011.485	1.040.290	6.947.035
79	Zinc and articles thereof	769.342	7.294.872	1.968.538	15.776.912
80	Tin and articles thereof	45.406	415.517	630.672	8.274.201
81	Other base metal	151.618	1.012.502	3.037.434	18.939.461
82	Tools, implements, cutlery, spoon and forks, of base metal and parts thereof	513.218	3.875.896	6.023.533	37.120.174
83	Miscellaneous articles of base metal	1.490.441	14.763.045	8.155.007	85.542.398
84	Nuclear reactors, boilers, machinery and mechanical appliances	20.509.251	192.650.486	263.197.982	2.999.245.648
85	Electrical machinery and equipments	19.223.842	207.423.394	528.060.767	4.907.255.067
86	Railway and tramway locomotive, mechanical traffic, and all kinds	50.934	1.118.387	244.399	6.146.786
87	Vehicles other than railway/tramway, and parts and accessories thereof	4.522.617	35.231.718	42.580.324	328.738.035
88	Aircraft and its components	16.837	1.322.449	2.526.620	62.329.701
89	Ships, boat, and floating structures	559.349	9.020.928	6.098.924	34.074.877
90	Optical, photographic, cinematographic, measuring, checking, medical	927.833	12.663.746	36.817.211	413.588.811
91	Clocks and watches and parts thereof	23.711	311.135	305.694	13.484.250
92	Musical instruments	583.015	5.770.073	5.713.354	67.503.531
93	Arms and ammunition	17	48.783	2.290	368.713
94	Furnitures, bedding, mattress supports, cushions and stuffed furnishings	1.008.868	5.488.394	4.653.889	26.536.685
95	Toys, games and sports requisites	119.146	451.129	1.218.021	8.916.874
96	Miscellaneous manufactured articles	650.122	6.052.303	5.926.676	77.696.520
97	Works of arts, collectors' pieces and antiques	153	1.208	2.162	20.729
98	Vehicles in ckd and their components	1.985.446	13.748.760	24.249.127	155.656.681
TOTAL IMPOR		425.258.107	5.143.319.620	1.549.829.875	16.783.787.420

K2. IMPOR KAWASAN BERIKAT / BOUNDED ZONE IMPORT
MENURUT GOLONGAN BARANG SITC / BY SITC COMMODITY GROUP
**** DESEMBER / DECEMBER 2009 ****

SITC Uraian Golongan Barang Group Description	Berat Bersih / Net Weight (Kg)		Nilai CIF / CIF Value (US\$)	
	Bulan ini Current month	Kumulatif Cum. Jan to date	Bulan ini Current month	Kumulatif Cum. Jan to date
A. By Commodity 1 Dijit SITC				
0 Food and Live Animals	3.439.932	831.001.650	4.754.586	335.476.244
1 Beverages and Tobacco	957.727	7.542.438	8.833.077	65.674.391
2 Crude Materials, Inedible	111.454.758	1.081.688.994	62.502.253	644.530.047
3 Mineral Fuels, Lubricants, etc.	9.317.292	94.027.503	6.446.495	62.895.484
4 Animal & Vegetable Oils/Fats	573.559	26.962.642	770.779	21.002.690
5 Chemicals	92.321.869	913.250.177	128.780.540	1.270.337.747
6 Manufactured Goods	152.394.605	1.645.537.489	379.189.810	4.831.292.482
7 Machinery and Transportation Equipments	46.913.411	460.897.114	865.433.454	8.468.017.697
8 Miscellaneous Manufactured Articles	7.881.972	82.328.572	89.699.898	1.062.315.095
9 Special Commodities and Transaction	2.982	83.041	3.418.983	22.245.543
B. By Commodity 2 Dijit SITC				
01 Meat and meat preparations	29.800	244.356	23.100	398.163
02 Dairy product and eggs	4.905	90.838	29.239	315.254
03 Fish, crustaceans, molluscs and their preparations	572.785	9.233.694	1.152.277	15.214.310
04 Cereals and cereal preparations	143.873	2.808.624	221.583	2.238.019
05 Fruits and vegetables	185.447	1.171.710	147.870	1.973.387
06 Sugar, sugar preparations, and honey	1.144.000	814.224.071	1.355.429	309.786.042
07 Coffee, tea, cocoa, and spices	1.220.247	1.881.902	1.570.796	3.392.607
08 Feeding stuff for animals	18.958	610.688	11.062	374.685
09 Miscellaneous food preparations	119.917	735.767	243.230	1.783.777
11 Beverages	13.996	158.173	44.259	555.729
12 Tobacco and tobacco manufactured	943.731	7.384.265	8.788.818	65.118.662
21 Hides, skins and furskins	37.853	184.378	88.636	711.129
22 Oil seeds, nuts, and kernels	121.280	217.394.014	74.457	103.951.872
23 Crude rubber	7.350.089	63.908.562	14.399.527	103.875.900
24 Wood, lumber, and cork	5.795.012	29.551.742	3.255.387	18.528.458
25 Pulp and waste paper	14.779.418	152.323.010	10.226.532	95.792.327
26 Textile fibres and their waste	15.342.562	132.579.585	26.420.805	242.282.806
27 Crude fertilizers and crude minerals	36.970.982	343.262.937	3.112.464	48.557.207
28 Metalliferous ores and metal scraps	30.993.228	141.361.496	4.747.182	24.591.252
29 Crude animals and vegetable materials, nes	64.334	1.123.270	177.263	6.239.096
32 Coal, coke, and briquettes	1.198	215.401	9.914	201.894
33 Petroleum and petroleum products	9.315.587	93.795.433	6.430.739	62.610.226
34 Gas, natural and manufactured	507	16.669	5.842	83.364
41 Animal oils and fats	0	29.024	0	102.055
42 Fixed vegetable oils/fats	425.609	26.203.348	520.659	20.000.762
43 Animal vegetable oils/fats	147.950	730.270	250.120	899.873
51 Organic chemicals	14.254.578	158.280.187	16.031.151	172.469.092
52 Inorganic chemicals	21.130.842	186.435.639	16.729.490	123.492.383
53 Dyeing, tanning, and colouring materials	1.800.891	25.422.745	8.448.251	103.771.351
54 Medical and pharmaceutical products	31.845	969.289	852.118	14.854.230
55 Essential oils and perfumery materials	570.175	5.955.496	1.924.236	21.301.042
56 Manufactured fertilizers	1.000	33.582.620	2.530	9.336.444
57 Plastics in primary forms	45.546.264	320.440.430	57.925.835	504.441.244
58 Plastics in non-primary forms	2.280.215	22.814.772	11.602.064	135.879.100
59 Chemical materials and its products, nes	6.706.059	159.348.999	15.264.865	184.792.861
61 Leather, leather med, nes	1.105.771	18.285.541	6.772.648	134.789.442
62 Rubber manufactured, nes	771.349	7.957.010	7.657.396	74.487.032
63 Wood and cork manufactured	4.836.326	62.096.687	4.719.914	34.728.892
64 Paper, paperboard, and manufactured thereof	9.146.816	81.449.328	15.285.058	132.958.732
65 Textile yarns, fabrics, and their products	21.424.637	257.142.101	172.038.979	2.044.212.844
66 Non metallic minerals manufactured	32.998.351	154.765.849	10.619.933	77.912.420
67 Iron and steel	69.492.995	863.289.349	92.278.583	1.407.663.311
68 Non ferrous metals	5.512.133	94.559.772	31.689.019	458.534.616
69 Manufactured of metal, nes	7.106.227	105.991.852	38.128.280	466.005.193
71 Power generating machine and equipments	4.252.507	30.454.541	57.865.313	507.271.204
72 Machinery specialized for particular industry	6.176.066	54.993.791	77.316.709	919.605.432
73 Metalworking machinery	513.497	8.538.894	9.283.065	116.891.018
74 General industrial machinery and equipments	9.270.355	93.505.698	91.525.465	985.192.121
75 Office machinery and automatic data processing	2.052.257	19.278.637	54.638.614	683.473.963
76 Telecommunication and reproducers apparatus	5.142.809	57.602.023	145.039.153	1.387.659.387

K2. IMPOR KAWASAN BERIKAT / BOUNDED ZONE IMPORT
MENURUT GOLONGAN BARANG SITC / BY SITC COMMODITY GROUP
**** DESEMBER / DECEMBER 2009 ****

SITC	Uraian Golongan Barang Group Description	Berat Bersih / Net Weight (Kg)		Nilai CIF / CIF Value (US\$)	
		Bulan ini Current month	Kumulatif Cum. Jan to date	Bulan ini Current month	Kumulatif Cum. Jan to date
77	Electrical machinery and apparatus	12.389.965	136.228.998	354.551.805	3.283.867.209
78	Road vehicles	6.522.470	49.645.773	66.422.812	485.991.531
79	Other transportation equipments	593.485	10.648.759	8.790.518	98.065.832
81	Sanitary, plumbing, and fittings	888.483	4.314.637	3.425.444	35.285.586
82	Furniture	131.597	1.963.790	1.398.679	9.443.272
83	Traveling goods	47.887	335.326	387.286	3.789.887
84	Clothing	759.368	9.213.484	5.324.788	92.375.233
85	Footwear	218.641	3.303.497	1.807.753	32.253.902
87	Professional, scientific, and contractor instruments	807.027	10.778.184	13.152.247	181.775.267
88	Photographic apparatus, equipments and optics	222.456	3.434.971	10.642.089	145.514.334
89	Miscellaneous manufactured articles	4.806.513	48.984.683	53.561.612	561.877.614
96	Coin, not being legal tender	15	109	513	3.048
97	Gold; non monetary	2.967	82.932	3.418.470	22.242.495

C. By Commodity 3 Dijit SITC

012	Other Meat, Other Edible Meat Offal, Fresh, Chilled Or Frozen	0	30.224	0	146.601
017	Meat And Edible Meat Offal, Prepared Or Preserved	29.800	214.132	23.100	251.562
022	Milk,Cream, And Milk Products Other Than Butter Or Cheese	0	56.735	0	88.205
024	Cheese And Curds	0	762	0	5.705
025	Eggs, Birds, And Egg Yolks; Fresh, Dried Or Otherwise Preserved	4.905	33.341	29.239	221.344
034	Fish, Fresh, Chilled Or Frozen	494.634	8.314.692	623.269	11.315.314
035	Fish, Dried Salted Or In Brine; Smoked Fish	0	42.461	0	447.601
036	Crustaceans, Molluscs, And Aquatic Invertebrates	78.151	790.029	529.008	2.724.089
037	Fish, Crustaceans, Molluscs, And Other Aquatic Invertebrates; Prepared	0	86.512	0	727.306
041	Wheat And Meslin, Unmilled	0	184.512	0	541.627
045	Cereals, Unmilled	0	5.187	0	4.246
046	Meal And Flour Of Wheat And Flour Of Meslin	0	2.046.694	0	605.181
047	Other Cereal Meals And Flours	0	31.029	0	102.131
048	Cereal Preparations And Preparations Of Flours/Starchs Of Fruit	143.873	541.202	221.583	984.834
054	Vegetables, Fresh, Chilled, Frozen Or Simply Preserved	130.654	442.535	88.403	422.367
056	Vegetables, Roots And Tubers, Prepared Or Preserved Nes	33.541	448.832	27.718	960.972
057	Fruit And Nut; Fresh Or Dried	21.252	254.838	31.749	549.268
058	Fruits, Preserved And Preparations	0	13.024	0	21.646
059	Fruit And Vegetable Juices	0	12.481	0	19.134
061	Sugar, Molasses, And Honey	1.144.000	814.215.643	1.355.429	309.760.837
062	Sugar Confectionery	0	8.428	0	25.205
071	Coffee And Coffee Substitutes	1.177.676	1.698.410	1.389.535	2.710.117
072	Cocoa	0	2.303	0	23.198
073	Chocolate And Other Food Preparations Containing Cocoa	0	6.859	0	115.352
074	Tea And Mate	0	44.068	0	86.195
075	Spices	42.571	130.262	181.261	457.745
081	Feeding Stuff For Animals	18.958	610.688	11.062	374.685
091	Margarine And Shortening	0	137.913	0	290.663
098	Edible Products And Preparations	119.917	597.854	243.230	1.493.114
111	Non-Alcoholic Beverages, Nes	3.160	49.794	11.623	56.458
112	Alcoholic Beverages	10.836	108.379	32.636	499.271
121	Tobacco, Unmanufactured And Refused	762.964	6.801.015	7.522.503	58.681.757
122	Tobacco, Manufactured	180.767	583.250	1.266.315	6.436.905
211	Hides And Skins, Raw	26.913	132.407	71.096	446.799
212	Furskins, Raw	10.940	51.971	17.540	264.330
222	Oil Seeds Use For Extraction Ofsoft Fixed Vegetable Oils	121.280	217.393.392	74.457	103.937.171
223	Oil Seeds Use For Extraction Of Other Fixed Vegetable Oils	0	622	0	14.701
231	Natural Rubber Latex;Natural Rubber And Similar Natural Gums	1.126.327	7.042.132	1.982.976	10.612.220
232	Synthetic Rubber Latex, Synthetic/Reclaimed Rubber	6.223.762	56.866.430	12.416.551	93.263.680
244	Cork,Natural,Raw And Waste	536	10.056	4.031	101.582
245	Fuel Wood And Wood Charcoal	3.057.088	8.183.698	729.202	2.195.780
246	Wood In Chips Or Particles And Waste	0	386.916	0	89.193
247	Wood In The Rough Or Roughly Squared	411.463	3.176.629	112.408	1.043.211
248	Wood,Simply Worked And Railway Sleeper Of Wood	2.325.925	17.794.443	2.409.746	15.098.692
251	Pulp And Waste Paper	14.779.418	152.323.010	10.226.532	95.792.327
261	Silk	5.143	344.843	63.458	2.527.525
263	Cotton	11.734.055	84.427.666	18.416.302	141.155.217
264	Jute And Other Textile Bast Fibres	0	159.062	0	243.068
265	Vegetable Textile Fibres,Raw Or Processed;Waste Of These Fibres	0	4.081	0	54.111

K2. IMPOR KAWASAN BERIKAT / BOUNDED ZONE IMPORT
MENURUT GOLONGAN BARANG SITC / BY SITC COMMODITY GROUP
**** DESEMBER / DECEMBER 2009 ****

SITC	Uraian Golongan Barang Group Description	Berat Bersih / Net Weight (Kg)		Nilai CIF / CIF Value (US\$)	
		Bulan ini Current month	Kumulatif Cum. Jan to date	Bulan ini Current month	Kumulatif Cum. Jan to date
266	Synthetic Fibres Suitable For Spinning	1.753.403	23.859.555	2.755.630	38.995.464
267	Other Man-Made Fibres Suitable For Spinning And Waste	1.819.571	23.254.619	4.954.387	55.785.162
268	Wool And Other Animal Hair	24.059	402.198	223.477	2.715.045
269	Old Clothing And Other Old Textile Articles; Rags	6.331	127.561	7.551	807.214
272	Fertilizers, Crude	6.368	335.801	53.070	871.232
273	Stone, Sand And Gravel	18.068.388	127.510.331	869.351	7.899.911
274	Sulphur And Unroasted Iron Pyrites	11.559.495	122.207.269	823.112	24.247.503
277	Natural Abrasives	1.167.681	12.671.341	493.394	4.372.431
278	Other Crude Minerals	6.169.050	80.538.195	873.537	11.166.130
281	Iron Ore And Concentrates	23.973.300	93.627.965	1.968.428	7.775.609
282	Waste And Scrap Metal Of Iron/Steel	6.230.831	44.724.884	1.868.608	13.437.014
283	Copper Ores And Concentrates	0	13.448	0	68.982
284	Nickel Ores And Concentrates	0	2.855	0	9.191
285	Aluminium Ores And Concentrates	139.920	895.932	97.117	1.188.920
286	Ores And Concentrates Of Uraniumand Thorium	0	2	0	6
287	Ores And Concentrates Of Basemetals	5.985	142.422	24.326	203.736
288	Non-Ferrous Base Metal Waste And Scraps	643.160	1.953.872	777.691	1.886.490
289	Ores And Concentrates Of Precious Metals; Waste,Scraps	32	116	11.012	21.304
291	Crude Animal Materials	166	299.813	3.157	3.709.791
292	Crude Vegetable Materials	64.168	823.457	174.106	2.529.305
321	Coals, Pulverized Or Not	1.198	38.825	9.914	76.260
325	Coke And Semi Coke Of Coal/Lignite/Peat	0	176.576	0	125.634
333	Petroleum Oil, Crude	0	209	0	3.519
334	Petroleum Products, Refined	9.228.297	92.338.504	6.272.144	60.047.774
335	Residual Petroleum Products, And Related Materials	87.290	1.456.720	158.595	2.558.933
342	Liquefied Propane And Butane	0	6.313	0	15.722
343	Natural Gas, Liquefied Or Not	0	256	0	11.338
344	Petroleum Gases And Other Gas	120	8.436	4.000	48.602
345	Coal Gas, Water Gas And Similar Gas	387	1.664	1.842	7.702
411	Animal Oils And Fats	0	29.024	0	102.055
421	Fixed Vegetable Fats And Oils Soft,Crude,Refined Or Fractioned	425.450	5.165.325	520.290	6.225.524
422	Fixed Vegetable Fats And Oils Solid,Crude,Refined Or Fractioned	159	21.038.023	369	13.775.238
431	Animal And Vegetable Oil; Fat Processed And Their Wax	147.950	730.270	250.120	899.873
511	Hydrocarbon And Their Halogenated, Nitrated Derivatives	117.166	8.085.900	327.487	11.182.045
512	Alcohols,Phenols,Phenol-Alcohols And Their Halogenated	11.662.147	113.902.799	10.625.055	84.422.531
513	Carboxylic Acids,And Their Anhydrides,Halides,Peroxides	743.529	12.369.119	1.468.273	17.469.638
514	Nitrogen-Function Compounds	740.145	11.767.860	1.517.541	26.260.346
515	Organo-Inorganic And Heterocyclic Compounds	709.634	8.195.165	1.061.865	21.431.708
516	Other Organic Chemicals	281.957	3.959.344	1.030.930	11.702.824
522	Inorganic Chemical Elements, Oxides And Halogen Salts	13.994.221	113.611.289	12.926.815	95.784.518
523	Metallicsalts And Peroxysalts	6.850.370	69.635.191	3.061.202	21.262.747
524	Other Inorganic Chemicals;Chemical Compound Of Precious Metals	286.251	3.183.673	741.473	6.400.464
525	Radioactive And Associated Materials	0	5.486	0	44.654
531	Synthetic Organic; Colouring Matter	238.671	4.038.200	1.305.771	20.090.294
532	Dyeing/Tanning Extracts And Synthetic Tanning Materials	2.232	548.929	16.846	1.705.405
533	Pigments, Paints, Varnishes, And Related Materials	1.559.988	20.835.616	7.125.634	81.975.652
541	Medicinal And Pharmaceutical Products	28.979	956.479	814.257	14.523.101
542	Medicaments, Including Veterinary Medicaments	2.866	12.810	37.861	331.129
551	Essential Oils, Perfumes, And Flavour Materials	2.268	129.498	40.001	2.627.690
553	Perfumery, Cosmetics, And Toilet Preparations	1.198	579.197	21.131	1.183.013
554	Soap,Cleansing And Polishing Preparations	566.709	5.246.801	1.863.104	17.490.339
562	Fertilizers, Manufactured	1.000	33.582.620	2.530	9.336.444
571	Polymers Of Ethylene In Primary Forms	13.480.948	95.656.195	13.058.360	111.023.074
572	Polimers Of Styrene In Primary Forms	5.215.139	56.713.225	9.330.688	94.473.997
573	Polimers Of Vinyl Chloride In Primary Forms	533.316	14.100.015	1.032.270	18.248.207
574	Poliacetals And Polycarbons In Primary Forms	2.128.832	23.392.767	7.180.882	71.911.440
575	Other Plastics In Primary Forms	24.188.029	130.190.991	27.323.635	208.396.339
579	Waste And Scrap Of Plastics	0	387.237	0	388.187
581	Tubes, Pipes, And Hoses Of Plastics	142.597	2.318.186	1.415.525	23.672.455
582	Plates, Sheets, And Film Of Plastics	2.120.467	20.328.608	10.036.298	110.604.062
583	Monofilament And Rod Of Plastics	17.151	167.978	150.241	1.602.583
591	Disinfectants, Insecticides, And Fungicides Put In Forms	37.412	759.151	246.401	3.262.434
592	Starches, Inulin, And Wheat Glutenal Buminoidal Substances; Glues	4.177.194	131.745.718	5.910.783	75.715.589
593	Explosive And Pyrotechnic Products	6.675	269.655	264.267	9.101.232
597	Additive For Mineral Oils	223.737	3.538.007	1.038.881	14.126.583

K2. IMPOR KAWASAN BERIKAT / BOUNDED ZONE IMPORT
MENURUT GOLONGAN BARANG SITC / BY SITC COMMODITY GROUP
**** DESEMBER / DECEMBER 2009 ****

SITC	Uraian Golongan Barang Group Description	Berat Bersih / Net Weight (Kg)		Nilai CIF / CIF Value (US\$)	
		Bulan ini Current month	Kumulatif Cum. Jan to date	Bulan ini Current month	Kumulatif Cum. Jan to date
598	Miscellaneous Chemical Products	2.261.041	23.036.453	7.804.533	82.586.775
599	Residual products of chemical or allied industries, sewage	0	15	0	248
611	Leathers	1.097.985	18.061.213	6.694.707	132.469.971
612	Manufactures And Composition Leathers	7.784	224.146	77.845	2.302.110
613	Furskins, Tanned Or Dressed	2	182	96	17.361
621	Materials Of Rubber	286.317	2.925.051	2.242.721	19.765.499
625	Rubber Tyre,Tyre Cases,Tyre Treads,Inner Tubes, And Tyre Flaps	79.799	1.304.151	199.359	9.209.368
629	Articles Of Rubbers	405.233	3.727.808	5.215.316	45.512.165
633	Cork Manufactures	1.487	15.529	22.273	199.572
634	Veneers,Plywood,Improved/Reconstituted Wood Worked	4.543.374	58.964.205	2.234.037	23.388.260
635	Wood Manufactures	291.465	3.116.953	2.463.604	11.141.060
641	Papers And Paperboards	7.132.681	59.408.597	8.973.843	67.703.794
642	Paper And Paperboard Cut To Size/Shape And Article Of Papers	2.014.135	22.040.731	6.311.215	65.254.938
651	Textile Yarns	1.874.658	26.357.212	12.149.121	143.988.926
652	Cotton Fabrics, Woven	6.562.516	68.622.334	52.770.485	549.170.739
653	Fabrics, Woven, Of Man-Made Fibres	3.859.994	49.368.525	31.980.573	405.486.108
654	Textile Fabrics, Woven, Other Than Of Cotton Or Man-Made Fibres	375.520	4.256.389	6.565.273	59.493.068
655	Knitted Or Crocheted Fabrics	6.030.728	73.605.055	46.410.500	564.502.580
656	Tulle,Lace,Embroidery,Ribbons,Trimmings And Other Small Wares	731.251	10.714.907	8.645.283	136.876.673
657	Special Yarns,Textile Fabrics	1.748.205	22.178.003	11.736.278	171.430.396
658	Made-Up Articles, Wholly/Chiefly Of Textile Materials	171.200	1.525.881	1.218.515	8.938.660
659	Floor Coverings	70.565	513.795	562.951	4.325.694
661	Lime,Cement And Fabricated Construction Materials	25.093.642	117.015.753	1.335.805	8.958.353
662	Clay And Refractory Construction Materials	304.767	10.309.125	729.265	13.174.939
663	Mineral Manufactures	362.242	5.761.481	1.193.361	19.978.391
664	Glass	7.142.492	20.996.805	6.714.647	32.117.912
665	Glassware	88.733	571.717	636.348	3.326.981
666	Pottery	6.452	107.906	8.983	238.409
667	Pearl, Precious And Semi Precious Stones	23	3.062	1.524	117.435
671	Pig Iron,Spiegeleisen,Sponge Iron, And Ferro-Alloys	316.043	7.244.316	383.541	12.360.641
672	Ingots And Other Iron/Steel In Primary Forms	1.730.184	16.656.817	2.976.543	33.100.994
673	Flat Rolled Products, Not Clad	21.123.759	177.678.095	14.800.746	132.943.538
674	Flat Rolled Products, Clad Or Plated	1.855.054	38.922.584	3.022.557	57.264.634
675	Flat Rolled Products And Alloy Steels	6.632.159	159.891.767	9.428.280	230.443.154
676	Iron/Steel Bars, Rods, Angels, Shaped And Sections	10.592.155	115.363.861	11.344.011	162.181.625
677	Rail/Railway And Tractor Construction Of Iron/Steel Materials	310.733	5.129.871	755.152	9.527.611
678	Wire Of Iron/Steel	1.089.575	13.649.297	3.254.953	26.845.322
679	Tubes, Pipes, Hollow Profile, Pipe Fitting Of Iron/Steel	25.843.333	328.752.741	46.312.800	742.995.792
681	Silver, Platinum, And Other Metal Of The Platinum Groups	3.158	18.290	1.072.822	10.914.769
682	Copper	2.422.110	57.389.011	14.994.671	300.782.647
683	Nickel	35.634	316.728	1.085.848	7.234.057
684	Aluminium	2.196.027	28.809.586	8.800.014	102.057.344
685	Lead	66.987	967.167	1.012.215	6.152.600
686	Zinc	696.936	6.532.233	1.825.999	13.508.151
687	Tin	41.697	384.447	590.827	7.889.729
689	Miscellaneous Non-Ferrous Basemetals Employed In Metallurgy	49.584	142.310	2.306.623	9.995.319
691	Structures And Parts Of Iron/Steel Or Aluminium	919.486	35.621.450	2.038.738	105.603.400
692	Metal Containers For Storage And Transportations	577.458	11.167.495	1.699.512	28.464.476
693	Wire Products And Fencing Grills	922.901	12.106.679	3.071.476	41.519.696
694	Nails, Screws, Nuts, Bolts, Rivets Of Iron/Steel Or Copper	743.416	9.817.918	6.091.112	66.937.701
695	Tools For Used In The Hand Or In Machines	499.473	3.584.200	5.992.596	35.608.138
696	Cutlery	13.745	119.066	30.937	1.261.840
697	Household Equipment Of Base Metals	86.684	1.225.018	338.956	4.379.594
699	Manufactures Of Base Metals	3.343.064	32.350.026	18.864.953	182.230.348
711	Steam And Other Vapour Generating Boilers And Parts	366.076	3.272.688	1.030.684	21.069.787
712	Steam Or Other Generating Boilers And Parts	96.302	483.789	3.824.882	17.469.445
713	Internal Combustion Piston Engines And Parts	1.243.081	10.964.365	20.502.692	148.483.374
714	Engines And Motors, Non-Electric And Parts	10.925	804.060	2.456.870	105.962.081
716	Rotating Electric Plants And Parts	1.523.064	11.116.742	24.607.117	173.713.954
718	Other Power Generating Machines And Parts	1.013.059	3.812.897	5.443.068	40.572.563
721	Agricultural Machinery And Parts	8.795	184.120	133.868	1.444.107
722	Tractors	11	14.726	1.352	65.339
723	Civil Engineering And Contractor Plants And Equipments/Parts	2.980.159	23.699.242	15.222.005	211.638.896
724	Textile/Leather Machinery And Parts	1.032.989	9.267.179	7.256.748	92.001.015
725	Papermill/Pulpmill Machinery And Paper Cutting Machines	217.276	1.599.764	2.631.011	21.485.327

K2. IMPOR KAWASAN BERIKAT / BOUNDED ZONE IMPORT
MENURUT GOLONGAN BARANG SITC / BY SITC COMMODITY GROUP
**** DESEMBER / DECEMBER 2009 ****

SITC	Uraian Golongan Barang Group Description	Berat Bersih / Net Weight (Kg)		Nilai CIF / CIF Value (US\$)	
		Bulan ini Current month	Kumulatif Cum. Jan to date	Bulan ini Current month	Kumulatif Cum. Jan to date
726	Printing/Book Binding Machinery And Parts	846.991	7.289.669	36.719.904	402.384.895
727	Food Processing Machines And Parts	10.973	2.551.460	286.633	31.410.094
728	Other Machines And Equipment Specialized For Particular Industry	1.078.872	10.387.631	15.065.188	159.175.759
731	Machine Tools By Removing Metal	193.601	2.654.786	4.202.408	31.275.396
733	Machine Tool For Working Metals	114.223	1.711.906	499.447	21.388.482
735	Parts Of Machine Tools	98.329	903.855	2.025.215	19.479.124
737	Metalworking Machinery And Parts	107.344	3.268.347	2.555.995	44.748.016
741	Heating And Cooling Equipments And Parts	605.934	11.209.484	6.007.281	113.173.192
742	Pumps For Liquid And Parts	358.174	5.946.405	4.249.244	66.182.322
743	Pumps, Compressors, Fans, Blowers, Centrifuges, And Parts	3.344.328	19.870.479	8.438.877	157.784.213
744	Mechanical Handling Equipments And Parts	1.438.596	26.081.085	14.906.149	195.458.219
745	Other Non-Electrical Machinery, Tools, And Mechanical Apparatus	540.760	4.183.755	10.655.437	69.347.490
746	Ball Or Roller Bearings	254.028	1.972.327	3.385.399	24.163.658
747	Taps, Cocks, And Valves For Pipes	651.646	9.320.718	21.372.851	157.836.479
748	Transmission Shafts And Cranks	1.301.811	8.425.173	11.726.964	106.292.197
749	Non-Electric Parts And Accessories Of Machineries	775.078	6.496.272	10.783.263	94.954.351
751	Office Machines	249.192	4.942.687	9.114.064	128.434.666
752	Automatic Data Processing Machines And Their Units	1.178.938	7.476.496	9.352.009	164.668.311
759	Parts And Accessories For Machine Of Heading 751 Or 752	624.127	6.859.454	36.172.541	390.370.986
761	Television Receivers	1.863.988	18.912.952	32.928.872	91.270.655
762	Radio Broadcast Receivers	360	65.544	3.636	1.083.273
763	Sound Recorders Or Reproducers	10.374	1.041.340	372.677	26.363.480
764	Telecommunication Equipments And Parts	3.268.087	37.582.187	111.733.968	1.268.941.979
771	Electric Power Machinery And Parts	730.496	7.369.974	9.543.836	121.818.653
772	Electrical Apparatus For Making And Breaking Electrical Circuits	2.612.067	29.275.225	76.969.668	857.518.092
773	Equipment For Distributing Electricity	1.878.019	35.279.074	21.278.263	214.273.478
774	Electrical Apparatus For Medical Purposes And Radiological Apparatus	82	82.880	4.890	3.259.404
775	Household Type, Electrical/Non-Electrical Equipments	1.455.090	12.510.531	6.301.722	64.049.622
776	Thermionic, Cold Cathode, And Photo Cathode Valves/Tubes	2.687.890	23.803.065	159.297.251	1.296.329.073
778	Electrical Machinery And Apparatus	3.026.321	27.908.249	81.156.175	726.618.887
781	Passenger Motor Cars	1.775.952	11.528.757	19.768.096	123.692.067
782	Motor Vehicle For The Transportation Of Goods	398.563	3.958.569	5.076.436	45.268.247
783	Road Motor Vehicles	3.128	27.995	10.536	121.488
784	Parts And Accessories Of The Motor Vehicles	2.497.927	18.262.936	30.344.692	215.671.045
785	Motorcycles, Scooters, And Other Cycles Motorized/Non Motorized	1.646.332	12.969.896	10.914.395	91.986.404
786	Trailers And Other Vehicles, Not Motorized	200.568	2.897.620	308.657	9.252.280
791	Railway Vehicles And Associated Equipments	17.544	307.397	166.849	1.681.987
792	Aircraft And Associated Equipments And Parts	16.592	1.320.434	2.524.745	62.308.968
793	Ships, Boats, And Floating Structures	559.349	9.020.928	6.098.924	34.074.877
811	Prefabricated Buildings	757.716	2.702.545	2.671.243	12.843.571
812	Sanitary, Plumbing, Heating, And Lighting Fixtures/Fittings	6.131	752.614	213.613	18.049.252
813	Lighting Fixtures And Fittings	124.636	859.478	540.588	4.392.763
821	Furnitures And Parts	131.597	1.963.790	1.398.679	9.443.272
831	Travel Goods	47.887	335.326	387.286	3.789.887
841	Men'S Coats/Jackets, Not Knitted	4.056	197.617	49.032	577.900
842	Women'S Coats/Jacket, Not Knitted	226.295	331.327	101.544	1.257.179
843	Men'S Coats/Jackets, Knitted	1.912	57.554	17.627	609.083
844	Women'S Coats/Jackets, Knitted	3.190	16.462	63.720	259.417
845	Articles Of Apparel	249.022	4.196.140	1.722.879	33.339.489
846	Clothing Accessories Of Textiles Fabrics	109.094	1.961.090	1.956.205	28.567.233
848	Articles Of Apparel And Clothing Accessories Of Other Than Textile Fab	165.799	2.453.294	1.413.781	27.764.932
851	Footwears	218.641	3.303.497	1.807.753	32.253.902
871	Optical Instrument And Apparatus	10.438	227.689	1.196.164	9.813.931
872	Medical Instruments And Appliances	408.422	3.073.917	1.972.327	26.447.733
873	Meters And Counters	91.984	2.749.244	1.103.069	32.781.799
874	Measuring, Checking, Analysing, And Controlling Instrument And Apparatus	296.183	4.727.334	8.880.687	112.731.804
881	Photographic Apparatus And Equipments	10.044	258.794	2.430.475	26.326.927
882	Photographic And Cinematographic Supplies	84.851	1.426.686	91.548	1.667.277
883	Cinematograph Film, Exposed And Developed	1	650	54	20.632
884	Optical Goods	103.849	1.437.706	7.814.318	104.015.248
885	Watches And Clocks	23.711	311.135	305.694	13.484.250
891	Arms And Ammunitions	17	48.840	2.290	382.357
892	Printed Matter	354.254	5.446.062	4.834.557	69.503.390
893	Article Of Plastics	2.922.599	29.289.267	18.900.377	182.807.601
894	Baby Carriages, Toys, Games, And Sporting Goods	123.647	460.880	1.219.808	8.928.438

K2. IMPOR KAWASAN BERIKAT / BOUNDED ZONE IMPORT
MENURUT GOLONGAN BARANG SITC / BY SITC COMMODITY GROUP
**** DESEMBER / DECEMBER 2009 ****

SITC Uraian Golongan Barang <i>Group Description</i>	Berat Bersih / <i>Net Weight (Kg)</i>		Nilai CIF / <i>CIF Value (US\$)</i>	
	Bulan ini <i>Current month</i>	Kumulatif <i>Cum. Jan to date</i>	Bulan ini <i>Current month</i>	Kumulatif <i>Cum. Jan to date</i>
895 Office And Stationery Supplies	381.575	2.184.357	2.127.008	18.342.412
896 Works Of Art, Collectors Pieces And Antiques	153	1.208	2.162	20.729
897 Jewellery, Goldsmith, Silversmith Wares, And Other Articles	1.958	106.970	436.603	9.411.518
898 Musical Instrument And Parts/Accessories	624.739	6.169.636	7.559.207	100.560.794
899 Other Miscellaneous Manufactured Articles	397.571	5.277.463	18.479.600	171.920.375
961 Coin Not Being Legal Tender	15	109	513	3.048
971 Gold, Non-Monetary	2.967	82.932	3.418.470	22.242.495
TOTAL IMPOR	425.258.107	5.143.319.620	1.549.829.875	16.783.787.420

<https://www.bps.go.id>

**K3. IMPOR KAWASAN BERIKAT / BOUNDED ZONE IMPORT
MENURUT NEGARA ASAL / BY COUNTRY OF ORIGIN
** DESEMBER / DECEMBER 2009 ****

Kode Code	Negara Asal Country of Origin	Berat Bersih / Net Weight (Kg)		Nilai CIF / CIF Value (US\$)	
		Bulan ini Current month	Kumulatif Cum. Jan to date	Bulan ini Current month	Kumulatif Cum. Jan to date
111	JP JAPAN	41.047.125	445.807.627	249.472.955	2.707.681.563
112	HK HONG KONG	8.588.129	87.441.620	105.319.793	1.347.663.041
113	KP KOREA, DEM. PEOPLE'S REP.	255	27.122	4.794	276.214
114	KR KOREA, REPUBLIC OF	23.805.545	283.831.359	132.776.275	1.417.173.844
115	TW TAIWAN	35.402.673	202.197.718	49.143.057	652.525.167
116	CN CHINA	62.750.415	538.838.325	220.997.417	1.933.350.409
117	MN MONGOLIA	9	1.746	110.664	146.272
118	MO MACAU	63.171	947.847	532.413	4.315.421
120	PG PAPUA NEW GUINEA	0	419.435	0	192.853
121	TH THAILAND	30.736.699	650.985.323	46.876.057	618.353.320
122	SG SINGAPORE	74.196.829	879.574.649	390.704.460	4.576.064.213
123	PH PHILIPPINES	2.070.389	41.692.812	18.679.922	200.183.892
124	MY MALAYSIA	46.857.888	415.669.696	72.107.910	631.115.341
125	MM MYANMAR	0	759.521	0	2.998.613
126	KH CAMBODIA	6.444	140.342	40.246	796.303
127	BN BRUNEI DARUSSALAM	4.117	128.669	7.261	329.521
128	LA LAO PEOPLE'S DEM. REP.	49.500	60.690	29.700	95.369
130	BT BHUTAN	0	4.860	0	183.793
131	VN VIET NAM	3.290.022	19.427.810	11.418.771	121.170.994
133	IN INDIA	6.290.685	51.643.315	13.056.025	119.009.815
134	PK PAKISTAN	1.544.890	6.875.023	2.997.840	20.483.172
135	BD BANGLADESH	56.867	1.641.310	54.898	6.263.018
136	LK SRI LANKA	41.855	884.581	358.720	6.239.466
137	AF AFGHANISTAN	0	3	0	62
138	ID INDONESIA	0	32.846	0	209.874
142	IR IRAN (ISLAMIC REPUBLIC OF)	495.000	3.441.329	297.000	2.112.858
143	SA SAUDI ARABIA	4.846.924	72.405.768	4.559.818	65.401.289
144	IL ISRAEL	5	6.623	36.526	1.777.913
145	KW KUWAIT	3.247.500	35.160.139	2.870.620	25.340.023
146	JO JORDAN	123	49.819	1.470	234.107
148	LB LEBANON	0	35.883	0	69.685
151	YE YEMEN	0	82.927	0	453.963
152	OM OMAN	0	17.575	0	252.780
153	SY SYRIA ARAB REPUBLIC	1	1.621	10	40.559
154	TR TURKEY	227.050	2.371.898	829.367	6.547.415
155	AE UNITED ARAB EMIRATES	3.327.105	38.626.136	5.417.528	20.016.329
156	QA QATAR	739.500	2.040.857	470.475	1.480.540
157	BH BAHRAIN	41.434	526.411	71.278	945.901
158	CY CYPRUS	0	513.304	0	293.181
211	EG EGYPT	348.210	11.206.112	341.784	3.986.814
213	MA MOROCCO	1.026	14.652	29.064	184.806
214	TN TUNISIA	0	41.336	0	49.296
216	SD SUDAN	0	17.908	0	38.099
217	ER ERITREA	0	92	0	5.013
219	NA NAMIBIA	267	10.220	1.062	310.823
221	ET ETHIOPIA	0	1.396	0	107.732
222	TZ TANZANIA, UNITED REP. OF	5	1.067.994	186	1.603.238
223	MG MADAGASCAR	0	385	0	6.302
225	KE KENYA	0	1.227.331	0	1.018.662
226	RE REUNION	0	11.373	0	31.174
227	MZ MOZAMBIQUE	19.800	258.527	215.226	955.636
230	TG TOGO	0	869.226	0	1.212.568
231	GH GHANA	0	130	0	10.813
232	LR LIBERIA	0	1.379	0	20.706
234	AO ANGOLA	0	480.000	0	2.080.800
235	CG CONGO	0	5.986	0	21.624
236	CM CAMEROON	0	189.482	0	291.704
237	NG NIGERIA	203.702	321.956	334.565	487.531
239	GA GABON	18.399	124.055	52.251	321.455
240	CI COTE D'IVOIRE	305.575	1.845.764	458.021	2.421.524
241	SN SENEGAL	0	2.325	0	15.875
242	MR MAURITANIA	0	2.430	0	20.875

**K3. IMPOR KAWASAN BERIKAT / BOUNDED ZONE IMPORT
MENURUT NEGARA ASAL / BY COUNTRY OF ORIGIN
** DESEMBER / DECEMBER 2009 ****

Kode Code	Negara Asal Country of Origin	Berat Bersih / Net Weight (Kg)		Nilai CIF / CIF Value (US\$)	
		Bulan ini Current month	Kumulatif Cum. Jan to date	Bulan ini Current month	Kumulatif Cum. Jan to date
243	ML MALI	97.916	98.201	139.773	143.917
244	BJ BENIN	0	726.695	0	900.997
245	BF BURKINA FASO	0	771.614	0	1.086.376
248	VI U.S. VIRGIN ISLANDS	0	395	0	4.915
249	SC SEYCHELLES	0	5.808	0	254.326
251	UG UGANDA	0	44.691	0	55.468
252	CF CENTRAL AFRICAN REPUBLIC	0	38.236	0	192.100
253	NE NIGER	10.269	48.745	33.423	88.331
255	DJ DJIBOUTI	49.682	54.857	61.653	203.180
256	SH SAINT HELENA	0	48.753	0	147.401
260	SZ SWAZILAND	562	9.185	291.254	751.822
261	ZA SOUTH AFRICA	1.137.663	68.049.666	2.206.380	55.954.040
262	ZW ZIMBABWE	172.591	680.871	241.875	1.489.841
263	ZM ZAMBIA	0	201.154	0	277.164
267	MU MAURITIUS	400.410	6.886.492	493.191	8.042.599
269	ZR ZAIRE	0	53	0	40
298	VG VIRGIN ISLANDS (BRITISH)	0	7.731.117	0	473.339
311	AU AUSTRALIA	9.804.130	206.098.084	25.582.576	227.074.576
312	NZ NEW ZEALAND	1.797.663	23.545.172	868.498	13.061.283
319	GU GUAM	5	5	4.403	4.403
322	NC NEW CALEDONIA	0	500	0	6.024
329	ON OTH.OCEANIA	0	73	0	2.093
331	AS AMERICAN SAMOA	2.051.765	3.249.837	1.279.737	2.899.385
332	CK COOK ISLANDS	2.604	139.794	143.862	2.967.738
333	FJ FIJI	0	2.753	0	64.611
334	KI KIRIBATI	2.502	2.502	15.310	15.310
336	WS SAMOA	15	43.900	400	197.238
339	TV TUVALU	0	229	0	4.226
342	CC COCOS (KEELING) ISLANDS	0	10.000	0	8.040
343	TK TOKELAU	0	17.588	0	37.169
411	US UNITED STATES	11.368.654	307.748.577	42.275.231	631.730.068
412	CA CANADA	482.327	4.134.391	1.117.873	13.667.208
421	MX MEXICO	332.791	1.376.904	285.321	5.669.380
422	GT GUATEMALA	0	85.629.970	0	30.057.757
423	HN HONDURAS	0	4.643	0	96.494
424	NI NICARAGUA	0	160	0	11.000
425	PA PANAMA	118.711	217.980	29.697	544.490
426	CU CUBA	24.000	24.000	11.640	11.640
427	CB CURACAO	5.513	7.142	14.685	122.761
428	SR SURINAME	55.000	55.010	38.447	41.689
431	CL CHILE	6.375.742	52.278.051	3.898.657	29.769.866
432	VE VENEZUELA	0	60	0	4.518
433	AR ARGENTINA	78.295	14.158.262	176.720	18.296.802
434	BR BRAZIL	5.098.716	232.631.339	7.693.217	137.927.808
435	CO COLOMBIA	0	843.100	0	484.276
436	BO BOLIVIA	0	493	0	826.523
437	UY URUGUAY	115.940	519.542	108.346	187.005
438	PY PARAGUAY	296.058	1.447.407	236.845	1.652.836
441	EC ECUADOR	0	45	0	6.623
442	PE PERU	0	20.072.550	0	6.924.266
444	TT TRINIDAD AND TOBAGO	0	101	0	13.755
446	JM JAMAICA	0	24.866	0	92.399
447	PR PUERTO RICO	394	13.766	13.683	2.505.740
449	DO DOMINICAN REPUBLIC	18	53.749	550	279.236
450	SV EL SALVADOR	0	19.667.401	0	7.347.709
451	CR COSTA RICA	168.000	200.484	85.361	579.621
453	BB BARBADOS	0	18.980	0	4.005
454	AG ANTIGUA AND BARBUDA	0	11.935	0	444.430
458	CV CAPE VERDE	0	14.933	0	45.526
459	KY CAYMAN ISLANDS	0	471	0	92.522
460	DM DOMINICA	0	49.744	0	65.619
462	GF FRENCH GUIANA	0	13.000	0	46

**K3. IMPOR KAWASAN BERIKAT / BOUNDED ZONE IMPORT
MENURUT NEGARA ASAL / BY COUNTRY OF ORIGIN
** DESEMBER / DECEMBER 2009 ****

Kode Code	Negara Asal Country of Origin	Berat Bersih / Net Weight (Kg)		Nilai CIF / CIF Value (US\$)	
		Bulan ini Current month	Kumulatif Cum. Jan to date	Bulan ini Current month	Kumulatif Cum. Jan to date
465	GD GRENADA	1	1	4.844	4.844
466	MQ MARTINIQUE	0	19.641	0	93.088
467	AN NETHERLANDS ANTILLES	362	104.911	43.646	410.373
469	LC SAINT LUCIA	2.046	8.263	43.921	112.228
470	SM SAN MARINO	0	793	0	5.808
511	GB UNITED KINGDOM	826.122	11.165.820	4.723.342	53.476.563
512	NL NETHERLANDS	1.318.847	15.111.269	2.876.058	94.011.174
513	FR FRANCE	1.839.703	12.334.378	15.142.573	111.711.825
514	DE GERMANY, FED. REP. OF	5.955.667	51.022.335	51.365.444	324.451.015
515	AT AUSTRIA	209.944	3.620.444	13.441.052	111.889.400
516	BE BELGIUM	1.292.756	11.715.983	1.045.535	45.738.160
517	CH SWITZERLAND	87.115	4.290.054	1.092.493	20.500.481
518	LU LUXEMBOURG	587.599	3.263.457	177.736	2.754.946
521	DK DENMARK	50.982	550.709	846.532	6.919.121
522	NO NORWAY	115.646	21.568.251	2.172.839	34.767.062
523	SE SWEDEN	1.601.916	12.812.202	3.190.898	20.143.371
524	FI FINLAND	285.627	6.398.414	1.555.718	23.621.004
525	IE IRELAND	41.192	138.790	223.170	762.664
526	IT ITALY	1.354.658	12.167.123	13.464.137	79.239.123
527	ES SPAIN	177.259	1.421.555	2.578.875	14.934.860
528	PT PORTUGAL	4.006	473.732	134.179	1.298.380
529	IS ICELAND	1	655	29	6.460
530	MS MONTSERRAT	0	9.940	0	1.257.843
531	GR GREECE	433.157	3.286.928	835.874	6.017.336
532	VA VATICAN CITY STATE	0	9.434	0	16.662
533	AD ANDORRA	19.438	69.816	75.838	355.558
534	LI LIECHTENSTEIN	0	1.108	0	35.704
540	CD DEMOCRATIC REP. OF THE CONGO	0	489.827	0	1.053.487
542	HU HUNGARY	11.024	354.438	282.566	3.699.065
543	PL POLAND	190.527	1.805.261	540.346	6.118.184
544	RO ROMANIA	60.267	2.124.317	510.658	7.352.947
545	BG BULGARIA	38.611	600.452	65.691	1.473.155
547	YU SERBIA	0	102	0	145
548	AL ALBANIA	1	8.261	4	35.218
549	AM ARMENIA	0	7	0	212
552	KZ KAZAKHSTAN	0	539	0	1.500
553	KG KYRGYZSTAN	64	57.466	4.906	116.963
555	TJ TAJIKISTAN	0	106	0	16.468
557	UA UKRAINE	6.165.679	80.485.161	3.791.226	47.717.970
559	LT LITHUANIA	0	11.300	0	6.720
560	LV LATVIA	1	109.122	26	538.843
561	EE ESTONIA	43.200	67.500	285.120	333.495
562	GE GEORGIA	0	5.884	0	6.408.507
563	HR CROATIA	147	12.329	2.971	156.075
565	MT MALTA	59	34.399	22.275	428.814
566	SK SLOVAKIA	10.188	229.719	101.905	3.210.205
567	SI SLOVENIA	8.333	325.983	37.776	2.955.042
568	CZ CZECH REPUBLIC	327.604	717.536	1.570.290	10.831.486
570	MK REP. OF MACEDONIA	0	1	0	595
572	RU RUSSIA FEDERATION	11.525.289	22.573.280	9.555.345	23.894.538
TOTAL IMPOR		425.258.107	5.143.319.620	1.549.829.875	16.783.787.420

**K4. IMPOR KAWASAN BERIKAT / BOUNDED ZONE IMPORT
MENURUT PROPINSI DAN PELABUHAN IMPOR / BY PROVINCE AND PORT OF IMPORTATION
DESEMBER / DECEMBER 2009 ****

Kode Code	Propinsi / Pelabuhan Impor Province / Port of Impotation	Berat Bersih / Net Weight (Kg)		Nilai CIF / CIF Value (US\$)	
		Bulan ini Current month	Kumulatif Cum. Jan to date	Bulan ini Current month	Kumulatif Cum. Jan to date
	NANGROE ACEH DARUSSALAM	0	19.998	0	123.868
111	IDTPK TAPAKTUAN	0	19.998	0	123.868
	SUMATERA UTARA	9.317.784	88.062.940	14.736.373	151.335.109
144	IDBLW BELAWAN	9.317.077	88.012.690	14.668.084	150.149.163
166	IDMES MEDAN / POLONIA (U)	707	37.348	68.289	1.157.549
167	IDMDN MEDAN (POS)	0	2	0	2.797
170	IDKTJ KUALA TANJUNG	0	12.900	0	25.600
	RIAU	27.914.905	383.652.027	14.914.775	195.269.832
225	IDDUM DUMAI	1.459.035	59.647.456	1.500.336	58.858.711
228	IDBLS BENGKALIS	0	173.072	0	72.041
235	IDSUQ SUNGAI GUNTUNG	0	4.428.631	0	10.250.722
242	IDTEM TEMBILAHAN	0	2.207.592	0	4.071.809
243	IDKEN KUALA ENOK	0	37.113	0	72.987
261	IDPKU SIMPANG TIGA (U)	0	582	0	168.914
277	IDBUN BUATAN	26.455.870	317.157.581	13.414.439	121.774.648
	KEPULAUAN RIAU	170.481.480	1.567.267.462	612.657.349	6.499.647.141
248	IDTBK TANJUNG BALAI KARIMUN	1.405.241	3.813.243	5.478.999	11.316.441
251	IDTPN TANJUNG PINANG	0	139.995	0	9.537.375
258	IDBTU BATU AMPAR	62.488.126	856.952.319	289.385.935	3.545.594.106
262	IDTNJ KIJANG (U)	0	22.697	0	6.816.189
265	IDSKP SEKUPANG	13.189.473	172.247.292	155.496.782	1.738.138.510
267	IDKAB KABIL/PANAU	93.236.846	533.066.564	91.301.434	842.029.212
271	IDBTH HANG NADIM (U)	161.794	1.025.352	70.994.199	346.215.308
	JAMBI	0	2.220.416	0	2.064.685
291	IDKTK KUALA TUNGKAL	0	2.220.416	0	2.064.685
	SUMATERA SELATAN	0	240.377	0	389.017
340	IDMRI MUSI RIVER/BOOM BARU	0	240.377	0	389.017
	DKI JAKARTA	175.610.908	1.644.620.864	806.909.864	8.422.505.807
431	IDTPP TANJUNG PRIOK	158.953.903	1.484.495.412	590.248.059	6.294.290.644
432	IDKLB KALIBARU	14.107.700	130.806.051	2.865.944	32.007.570
433	IDJKT JAKARTA / PASAR IKAN	0	801	0	47.075
434	IDCGK SOEKARNO-HATTA (U)	2.546.980	29.289.086	213.317.700	2.094.339.923
435	IDPSB JKT./ POS PASAR BARU	0	149	0	10.139
436	IDHLP HALIM PERDANA KUSUMA (U)	2.325	29.365	478.161	1.810.456
	BANTEN	0	783.207.997	0	346.260.099
461	IDMRK MERAK	0	96.135.725	0	56.477.963
473	IDCGD CIGADING	0	687.072.272	0	289.782.136
	JAWA BARAT	650	1.976	10.393	53.975
463	IDCBN CIREBON/PENGGUNG (U)	0	56	0	1.917
466	IDBDO HUSEIN SASTRANEGARA	3	307	592	2.537
468	IDBND GEDE BAGE-BANDUNG (POS)	647	1.579	9.801	40.543
470	IDCRB CIREBON (POS)	0	34	0	8.978
	JAWA TENGAH	16.789.663	159.595.991	50.643.058	490.257.291
494	IDTES TANJUNG EMAS	16.778.546	147.473.478	50.480.273	484.895.378
495	IDCXP CILACAP	0	12.000.000	0	3.647.998
496	IDSRG ACHMAD YANI (U)	10.568	81.867	136.216	1.013.688
497	IDS MR SEMARANG (POS)	0	30.684	0	347.489
498	IDSOC JEBRES/ADI SUMARMO	549	9.962	26.569	352.738
	DI YOGYAKARTA	189	30.124	3.316	121.687
531	IDJOG ADI SUCIPTO (U)	186	5.714	2.844	97.898
532	IDJOK YOGYAKARTA (POS)	3	24.410	472	23.789

**K4. IMPOR KAWASAN BERIKAT / BOUNDED ZONE IMPORT
MENURUT PROPINSI DAN PELABUHAN IMPOR / BY PROVINCE AND PORT OF IMPORTATION
DESEMBER / DECEMBER 2009 ****

Kode Code	Propinsi / Pelabuhan Impor Province / Port of Impotation	Berat Bersih / Net Weight (Kg)		Nilai CIF / CIF Value (US\$)	
		Bulan ini Current month	Kumulatif Cum. Jan to date	Bulan ini Current month	Kumulatif Cum. Jan to date
	JAWA TIMUR	25.117.272	496.747.661	48.666.141	591.020.526
563	IDTPE TANJUNG PERAK	24.952.247	489.677.030	44.370.248	534.297.596
564	IDPAZ PASURUAN	0	395.097	0	1.197.955
565	IDPRO PROBOLINGGO	0	160.156	0	1.345.636
567	IDBJU BANYUWANGI	0	3.840.000	0	4.957.550
587	IDSUB JUANDA (U)-SURABAYA	85.168	712.248	4.030.025	41.755.109
588	IDSUR SURABAYA (POS)	79.857	1.929.827	265.868	7.204.836
592	IDRAM RAMBIPUJI-JEMBER	0	33.303	0	261.844
	BALI	25.256	524.898	1.288.606	24.249.690
613	IDBOA BENOA/LOLOAN	0	203.920	0	4.295.681
620	IDDPS NGURAH RAI (U)	25.256	320.978	1.288.606	19.954.009
	KALIMANTAN TIMUR	0	16.175.046	0	58.637.391
803	IDBPP BALIKPAPAN	0	48.692	0	724.482
805	IDSRD SAMARINDA	0	56	0	322
813	IDTSG TANJUNG SANGATA	0	16.126.298	0	57.912.587
	SULAWESI UTARA	0	951.843	0	1.851.302
835	IDBIT BITUNG	0	931.185	0	1.773.972
843	IDMDC SAM RATULANGI (U)	0	20.658	0	77.330
	TOTAL IMPOR	425.258.107	5.143.319.620	1.549.829.875	16.783.787.420