

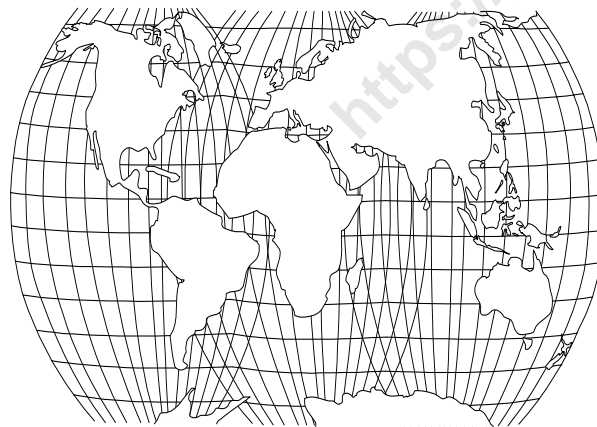
**STATISTIK**

**PERDAGANGAN LUAR NEGERI JAWA TIMUR**

**EKSPOR - IMPOR  
2005**



**EKSPOR**



**IMPOR**



**STATISTIK PERDAGANGAN LUAR NEGERI JAWA TIMUR**  
**EKSPOR - IMPOR**  
**2005**

**ISSN** :  
**No. Publikasi** : 35543.0601  
**Katalog BPS** : 8110.35

**Ukuran Buku** : 21 cm x 27 cm  
**Jumlah Halaman** : 177 Halaman

**Naskah** : **Seksi Statistik Niaga dan Jasa**  
**Bidang Statistik Distribusi**

**Diterbitkan Oleh** : **BPS Propinsi Jawa Timur**

**Boleh dikutip dengan menyebutkan sumbernya**

## KATA PENGANTAR

“Statistik Perdagangan Luar Negeri Jawa Timur 2005” adalah publikasi rutin yang diterbitkan untuk memenuhi kebutuhan data ekonomi khususnya data Statistik Ekspor – Impor Jawa Timur.

Publikasi ini memuat data Ekspor-Impor tahun 2005, yang disajikan menurut negara tujuan dan negara asal, pelabuhan, kelompok barang dan jenis barang, dirinci menurut Berat Bersih dan Nilai *Free On Board* (FOB). Dalam publikasi ini jenis barang digolongkan berdasarkan *Harmonized System* (HS). Data yang disajikan merupakan hasil pengolahan Badan Pusat Statistik dari dokumen Pemberitahuan Ekspor Barang (PEB) dan Pemberitahuan Impor Barang (PIB).

Kritik dan saran yang bersifat konstruktif sangat kami harapkan demi kesempurnaan publikasi ini di masa mendatang.

Surabaya, Oktober 2006  
Kepala BPS Propinsi Jawa Timur

DJAMAL, SE, M.Sc

NIP. 340 004 373

## DAFTAR ISI

	<b>Halaman</b>
<b>KATA PENGANTAR</b> .....	ii
<b>DAFTAR ISI</b> .....	iii
<b>DAFTAR TABEL</b> .....	iv
<b>DAFTAR GRAFIK</b> .....	vi
<b>I. PENJELASAN UMUM</b> .....	vii
1.    Pendahuluan .....	vii
2.    Sumber Data .....	viii
3.    Ruang Lingkup .....	viii
4.    Sistem Pengolahan .....	ix
5.    Klasifikasi Jenis Barang .....	x
6.    Periode Referensi .....	x
7.    Nilai Barang .....	x
8.    Satuan Barang .....	xi
9.    Negara Tujuan dan Negara Asal .....	xi
10.   Pelabuhan Ekspor dan Impor .....	xi
<b>II. ULASAN SINGKAT</b> .....	xii
1.    Perkembangan Perdagangan Luar Negeri Jawa Timur .....	xii
2.    Perkembangan Ekspor-Impor Migas dan Non Migas serta Perananannya terhadap Total Ekspor – Impor Jawa Timur .....	xiii
3.    Nilai Ekspor-Impor Jawa Timur Menurut Pelabuhan .....	xv
4.    Ekspor-Impor Jawa Timur Menurut Harmonized System (HS) .....	xvi
5.    Ekspor-Impor Jawa Timur Menurut Negara Tujuan dan Negara Asal Utama.....	xviii

## DAFTAR TABEL

Tabel 1	Perkembangan Ekspor-Impor Jawa Timur Tahun 1996 – 2005 .....	1
Tabel 2	Perkembangan Ekspor-Impor Migas dan Non Migas Tahun 1996 - 2005 (Juta US \$) .....	2
Tabel 3	Perkembangan Nilai Ekspor-Impor Minyak Bumi dan Gas Alam serta Perananannya terhadap Total Ekspor-Impor Jawa Timur Tahun 1996 -2005 (Juta US \$) .....	3
Tabel 4a	Ekspor Jawa Timur Menurut Pelabuhan Ekspor Tahun 2002 - 2003...	4
Tabel 4b	Ekspor Jawa Timur Menurut Pelabuhan Ekspor Tahun 2004 - 2005...	5
Tabel 5a	Impor Jawa Timur Menurut Pelabuhan Impor Tahun 2002 - 2003 .....	6
Tabel 5b	Impor Jawa Timur Menurut Pelabuhan Impor Tahun 2004 - 2005.....	7
Tabel 6a	Ekspor Jawa Timur Menurut 2 Digit Kelompok Barang (HS) Tahun 2002 - 2003 .....	8
Tabel 6b	Ekspor Jawa Timur Menurut 2 Digit Kelompok Barang (HS) Tahun 2004 - 2005 .....	10
Tabel 7a	Impor Jawa Timur Menurut 2 Digit Kelompok Barang (HS) Tahun 2002 - 2003 .....	12
Tabel 7b	Impor Jawa Timur Menurut 2 Digit Kelompok Barang (HS) Tahun 2004 - 20045 .....	14
Tabel 8a	Tiga Puluh Besar Kelompok Barang (HS) Ekspor Jawa Timur Tahun 2002 .....	16
Tabel 8b	Tiga Puluh Besar Kelompok Barang (HS) Ekspor Jawa Timur Tahun 2003 .....	17
Tabel 8c	Tiga Puluh Besar Kelompok Barang (HS) Ekspor Jawa Timur Tahun 2004 .....	18
Tabel 8d	Tiga Puluh Besar Kelompok Barang (HS) Ekspor Jawa Timur Tahun 2005 .....	19
Tabel 9a	Tiga Puluh Besar Kelompok Barang (HS) Impor Jawa Timur Tahun 2002 .....	20
Tabel 9b	Tiga Puluh Besar Kelompok Barang (HS) Impor Jawa Timur Tahun 2003 .....	21

Tabel 9c	Tiga Puluh Besar Kelompok Barang (HS) Impor Jawa Timur Tahun 2004 .....	22
Tabel 9d	Tiga Puluh Besar Kelompok Barang (HS) Impor Jawa Timur Tahun 2005 .....	23
Tabel 10a	Ekspor Jawa Timur Menurut Negara Tujuan Utama Tahun 2002-2003	24
Tabel 10b	Ekspor Jawa Timur Menurut Negara Tujuan Utama Tahun 2004-2005	29
Tabel 11a	Impor Jawa Timur Menurut Negara Asal Utama Tahun 2002-2003	34
Tabel 11b	Impor Jawa Timur Menurut Negara Asal Utama Tahun 2004-2005	38
Tabel 12	Ekspor Jawa Timur Menurut Golongan Barang (HS) Tahun 2005 .....	41
Tabel 13	Impor Jawa Timur Menurut Golongan Barang (HS) Tahun 2005 .....	88

<https://jatim.bps.go.id>

## DAFTAR GRAFIK

Grafik 1. Perkembangan Ekspor-Import Jawa Timur Tahun 1996 - 2005 .....	xii
Grafik 2. Nilai Ekspor-Import Non Migas Jawa Timur Tahun 1996 - 2005 .....	xiv
Grafik 3. Nilai Ekspor-Import Migas Tahun 1996 - 2005 .....	xiv
Grafik 4. Lima Negara Utama Tujuan Ekspor Jawa Timur Tahun 2005 .....	xix
Grafik 5. Lima Negara Utama Asal Import Jawa Timur Tahun 2005 .....	xx

<https://jatim.bps.go.id>

## I. PENJELASAN UMUM

### 1. Pendahuluan

Ekspor-impor Jawa Timur tahun 2005 mengalami kenaikan 16,18 % dibandingkan tahun sebelumnya. Kenaikan tersebut diperoleh dari peningkatan ekspor pada sektor non migas sebesar 14,85% dari 6.194,5 juta dolar AS pada tahun 2004 menjadi 7.114,1 juta dolar AS pada tahun 2005, dan di sektor migas sebesar 89,01% dari 168,70 juta dolar AS tahun 2004 menjadi 318,85 juta dolar AS. Impor Jawa Timur pada tahun 2005 juga mengalami kenaikan sebesar 24,39% dari 6.907,4 juta dolar AS pada tahun 2004 menjadi 8.592,3 juta dolar AS pada tahun 2005. Sama seperti ekspor, peningkatan tersebut diperoleh dari peningkatan di sektor non migas sebesar 7,66% dan sektor migas 63,76%.

Peningkatan ekspor migas tahun 2005 sangat besar yaitu 89,00 % dari 168,70 juta dolar AS menjadi 318,85 juta dolar AS jika dibandingkan tahun sebelumnya yang justru malah turun sebesar 8,56%. Sedangkan peningkatan ekspor non migas tahun 2005 meningkat relatif kecil yaitu sebesar 14,85% dibandingkan kenaikan tahun 2004 sebesar 12,95%. Hal ini menunjukkan adanya kecenderungan upaya Pemerintah Jawa Timur untuk kembali meningkatkan ekspor migas dibandingkan non migas.

Dari sisi impor, peningkatan yang terjadi tahun 2005 relatif lebih kecil daripada tahun 2004. Impor non migas pada tahun 2004 meningkat sebesar 27,96% sedangkan tahun 2005 peningkatannya hanya 7,66%. Sebaliknya peningkatan yang cukup besar terjadi pada impor migas, tahun 2005 mengalami kenaikan sebesar 63,76% sedikit lebih besar dari tahun 2004 yang mengalami peningkatan 55,22%. Dengan memperhatikan kondisi ekspor-impor Jawa Timur, tidak mengherankan jika tahun 2005 neraca perdagangan Jawa Timur mengalami defisit sebesar 1.159,3 juta dolar AS. Angka ini jauh lebih besar jika dibandingkan defisit tahun 2004 yang hanya 544,2 juta dolar AS.

Dalam kurun lima tahun terakhir (2001-2005), neraca perdagangan Jawa Timur selalu surplus kecuali dua tahun terakhir (2004-2005) mengalami defisit. Fenomena ini patut mendapatkan perhatian dari Pemerintah Jawa Timur agar di tahun mendatang kejadian yang sama tidak terulang dengan mencari permasalahan dan solusi untuk mengatasi masalah tersebut. Atau jperlu membuat kebijakan



perdagangan luar negeri yang baru dengan berusaha mengoptimalkan sumber daya yang ada.

“Statistik Perdagangan Luar Negeri Jawa Timur Ekspor – Impor 2005” disusun sebagai salah satu upaya untuk mendapatkan gambaran mengenai perkembangan perekonomian Jawa Timur khususnya dari sisi ekspor-impor. Dari publikasi ini dapat diketahui data mengenai ekspor - impor Jawa Timur menurut pelabuhan ekspor; ekspor - impor Jawa Timur menurut golongan barang (HS); ekspor - impor Jawa Timur menurut negara tujuan dan negara asal utama; serta kelompok barang utama ekspor-impor terbesar Jawa Timur dari tahun 2002-2005.

## 2. Sumber data

Data statistik ekspor dikumpulkan berdasarkan dokumen ekspor yaitu **Pemberitahuan Ekspor Barang (PEB)** yang diisi oleh eksportir dan telah diberikan ijin muat oleh Kantor Pelayanan Bea dan Cukai dan selanjutnya melalui Bank Indonesia dikirim ke BPS. Sedangkan statistik impor dikumpulkan berdasarkan dokumen **Pemberitahuan Impor Barang (PIB)** yang diisi oleh importir. Pencatatan data statistik dalam publikasi ini meliputi pelabuhan ekspor maupun impor di Jawa Timur.

## 3. Ruang Lingkup

### A. Ekspor

- Pencatatan Statistik ekspor meliputi seluruh barang yang keluar dari wilayah Jawa Timur baik yang bersifat komersial maupun bukan komersial seperti bantuan barang kredit lunak, hadiah dan sebagainya.
- Barang-barang yang diolah di luar negeri tetap dicatat sebagai ekspor, meskipun hasil olahan barang tersebut akan kembali masuk ke wilayah Jawa Timur.
- Ekspor kapal laut dan pesawat udara termasuk dalam statistik ekspor. Lain halnya dengan ekspor Bunker Oil untuk kapal, tidak dicatat sebagai ekspor.
- Barang - barang di bawah ini tidak termasuk dalam statistik ekspor :
  - Pakaian dan barang-barang perhiasan penumpang.
  - Barang-barang yang dikirim untuk perwakilan Indonesia di luar negeri.
  - Barang-barang untuk ekspedisi dan ekshibisi/pameran.
  - Pembungkus/peti kemas untuk diisi di luar negeri.

- Uang dan surat-surat berharga.
- Barang-barang contoh.
- Barang-barang yang dikirim ke luar negeri untuk diperbaiki.

#### **B. Impor**

- Pencatatan Statistik impor meliputi seluruh barang yang masuk ke wilayah Jawa Timur selain ke wilayah kawasan berikat, baik komersial maupun bukan komersial seperti barang-barang keperluan militer, hadiah dan sebagainya.
- Sebagian impor kapal laut dan pesawat udara beserta suku cadangnya termasuk dalam statistik impor.
- Barang-barang luar negeri yang diolah atau diperbaiki di Jawa Timur tetap dicatat sebagai impor, meskipun setelah barang tersebut selesai diproses akan kembali ke luar negeri (re-ekspor).
- Barang-barang dibawah ini tidak termasuk dalam impor :
  - Pakaian dan barang-barang perhiasan penumpang.
  - Barang-barang penumpang untuk dipakai sendiri, kecuali lemari es, pesawat TV dan sebagainya.
  - Barang-barang yang didatangkan untuk keperluan perwakilan (kedutaan) suatu negara.
  - Barang-barang untuk ekspedisi/pameran.
  - Sebagian barang-barang yang langsung di impor oleh angkatan bersenjata.
  - Pembungkus/peti kemas.
  - Uang dan surat-surat berharga.
  - Barang-barang sebagai contoh.

#### **4. Sistem Pengolahan**

- ◆ Data dalam publikasi ini berasal dari dokumen Ekspor Impor tahun 2005 yang diterima BPS sejak awal Januari 2005 sampai 31 Januari 2006.
- ◆ Sistem pengolahan dilakukan oleh BPS Pusat dengan menggunakan sistem "Carry Over". Dengan metode ini dokumen-dokumen dari daerah ditunggu selama satu bulan setelah bulan berjalan. Dokumen-dokumen yang datang terlambat akan dimasukkan dalam pengolahan bulan berikutnya. Metode "Carry Over" ini sangat membantu mempercepat pengolahan data, selain itu

telah diteliti bahwa metode ini tidak begitu berpengaruh terhadap angka bulanan yang disebabkan "*Carry Over*" bulan berikutnya.

- ◆ Hasil dari pengolahan data BPS Pusat yang berupa data mentah dipilah-pilah menurut propinsi dan masing-masing propinsi mengolah data tersebut.

## 5. Klasifikasi Jenis Barang

Penggolongan barang di dalam publikasi ini menggunakan Klasifikasi Tarif Indonesia 1989 yang didasarkan atas HS (*Harmonized System*) yang sudah diperbaharui tahun 1991,1993, dan terakhir 1996. Versi yang terakhir ini mengalami perubahan yang relatif besar dibanding sistem pengkodean tahun sebelumnya.

## 6. Periode Referensi

- ◆ Periode penentuan ekspor adalah tanggal diberikannya izin muat barang tersebut oleh Pejabat Kantor Pelayanan Bea dan Cukai setelah diadakan pemeriksaan seperlunya.
- ◆ Periode penentuan impor adalah tanggal penyelesaian dokumen oleh Pejabat Bea dan Cukai yang terdapat dalam dokumen impor.

## 7. Nilai Barang

### A. Ekspor

Nilai barang yang dicatat untuk statistik Ekspor adalah nilai **FOB** (*Free On Board*) dalam satuan US\$. Nilai FOB pada dasarnya adalah nilai barang ekspor setelah dimuatkan ke atas kapal di pelabuhan ekspor (*Ocean Steamer*) yang pada umumnya meliputi:

- Biaya pembuatan barang (biaya produksi) ditambah biaya pemeliharaan selama di dalam kekuasaan penjual
- Keuntungan penjual
- Ongkos pengepakan yaitu bahan embalage, upah, ongkos membuat merek pada pengepakan
- Ongkos bongkar barang dari kendaraan pengangkut ke dermaga di sisi kapal

- Biaya keluar barang seperti bea ekspor, bea administrasi dan lain-lain
- Ongkos muat barang dari dermaga ke atas kapal (*tallying cost*)
- Biaya administrasi shipping document/shipping order
- Ongkos angkut dari pelabuhan muat sampai ke pelabuhan tujuan
- Ongkos bongkar barang dari atas kapal turun ke pelabuhan tujuan (*destination port*)
- Premi asuransi

## **B. Impor**

Nilai barang dinyatakan dalam statistik impor adalah nilai **CIF** (US\$) dan dicatat oleh Bea & Cukai sebagai dasar perhitungan bea masuk. Kurs nilai periode Januari-Desember 2005, US\$ 1 = Rp. 9.734,-

### **8. Satuan Barang**

Sejak tahun 1975 ekspor-impor disajikan dalam berat bersih (Kg).

### **9. Negara Tujuan dan Negara Asal**

- ◆ Negara asal adalah negara dimana barang - barang tersebut dihasilkan setelah diperiksa oleh pejabat Bea & Cukai sesuai dengan peraturan yang berlaku.
- ◆ Negara tujuan adalah negara dimana barang tersebut akan dikonsumsi/ diperdagangkan.

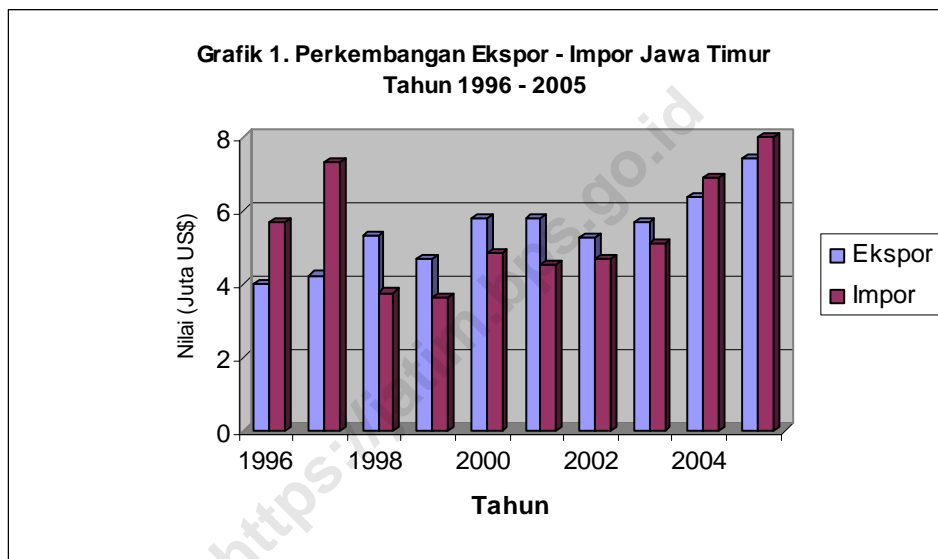
### **10. Pelabuhan Ekspor dan Impor**

- ◆ Pelabuhan ekspor adalah pelabuhan dimana surat izin muat tersebut dikeluarkan.
- ◆ Pelabuhan impor adalah pelabuhan yang mengeluarkan surat ijin bongkar barang.

## II. ULASAN SINGKAT

### 1. Perkembangan Perdagangan Luar Negeri Jawa Timur

Perdagangan luar negeri Jawa Timur selama empat tahun terakhir (2002-2005) menunjukkan trend yang terus meningkat. Pada Grafik 1 terlihat peningkatan terjadi pada sisi ekspor maupun impor. Dari sisi ekspor maupun impor, dari tahun 2002 sampai tahun 2005, menunjukkan trend yang meningkat seperti yang tertera pada tabel 1. Pada tahun 2005 terjadi peningkatan ekspor sebesar 16,8 % sedangkan impor mengalami kenaikan 24,4 % dibandingkan dengan tahun sebelumnya.



Kenaikan ekspor dan impor selama tahun 2002-2005 menunjukkan bahwa kenaikan nilai impor lebih besar dibandingkan nilai ekspor sehingga Neraca Perdagangan Luar Negeri Jawa Timur menunjukkan nilai yang terus menurun, bahkan mencapai defisit pada dua tahun terakhir (2004-2005). Selama kurun waktu sepuluh tahun terakhir (1996-2005) Neraca Perdagangan Luar Negeri Jawa Timur mengalami defisit tertinggi pada tahun 1997 saat terjadi krisis moneter sebesar 3.097,5 juta dolar AS. Meskipun angka defisit tahun 2004 dan 2005 sebesar 544,2 dan 1.1593,3 juta dolar AS lebih kecil jika dibandingkan dengan tahun 1997 tetapi kondisi ini patut diwaspadai, karena jika terjadi defisit terus akan menyebabkan berkurangnya cadangan devisa yang pada akhirnya akan mempengaruhi perekonomian Jawa Timur. Tanda-tanda Neraca Perdagangan Luar Negeri Jawa Timur akan defisit sudah mulai terlihat sejak tahun 2001 yang ditunjukkan dengan surplus Jawa Timur yang terus mengalami penurunan. Pada tahun 2001 surplus

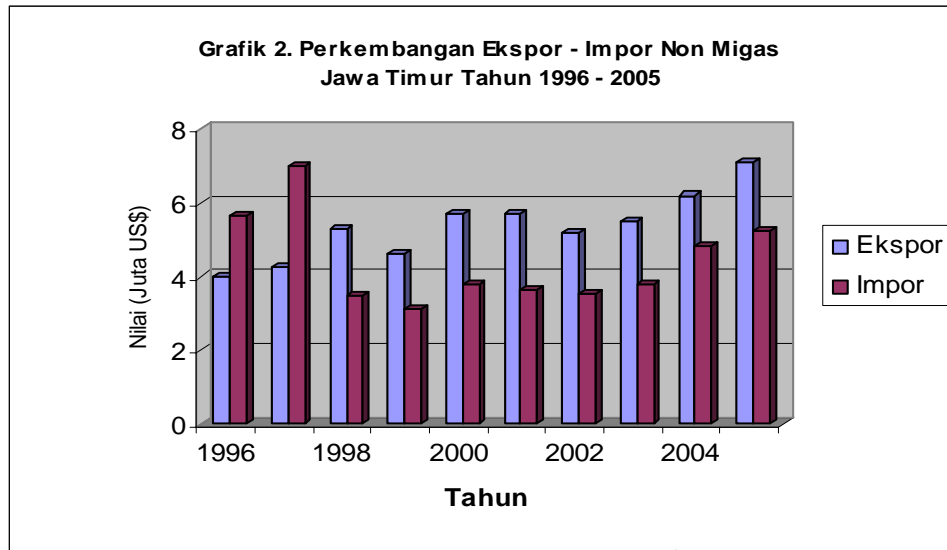
Jawa Timur sebesar 1.227,6 juta dolar AS, tahun 2002 turun sebesar 52,55 % menjadi 582,5 juta dolar AS. Tahun 2003 kembali turun menjadi 553,6 juta dolar AS atau turun 4,96% dan tahun 2004 turun cukup tajam yaitu sekitar 198,30% dan ini pertamakalinya perdagangan Jawa Timur mengalami defisit lagi sejak tahun 1997. Tahun 2005 kembali terjadi defisit sebesar 1.159,3 juta dolar AS sehingga merupakan defisit terbesar pada Perdagangan Luar Negeri Jawa Timur dalam kurun 4 tahun terakhir.

## **2. Perkembangan Ekspor-Impor Migas dan Non Migas serta Peranannya Terhadap Total Ekspor - Impor Jawa Timur**

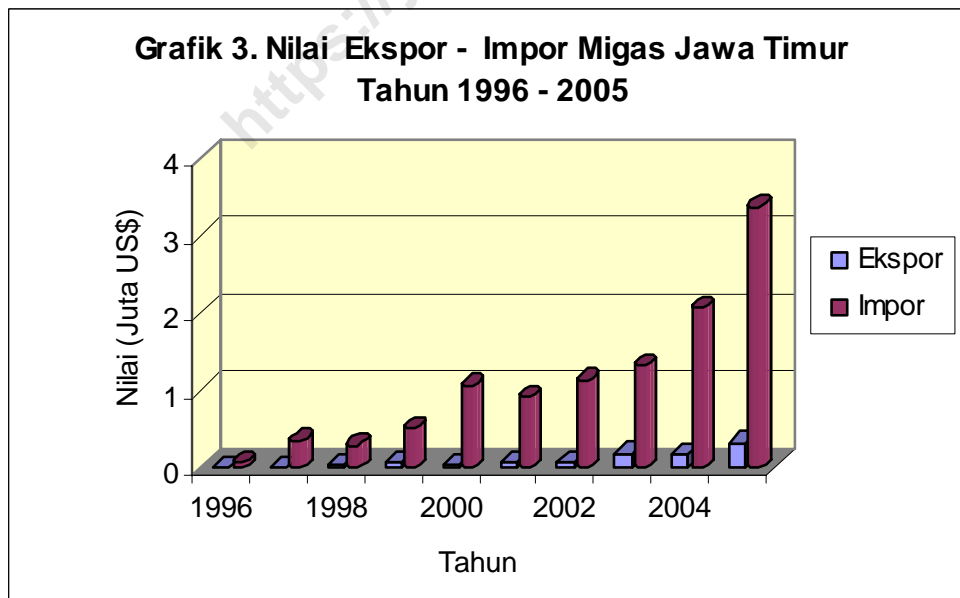
Ekspor-Impor Jawa Timur menunjukkan trend yang terus meningkat dalam waktu empat tahun terakhir (2002-2005). Peningkatan ekspor Jawa Timur tahun 2005 dipengaruhi oleh peningkatan ekspor non migas yang meningkat 14,85% dari 6.194,5 juta dolar AS pada tahun 2004 menjadi 7.114,1 juta dolar AS pada tahun 2005. Grafik 2 menunjukkan nilai ekspor non migas dalam kurun waktu empat tahun terakhir (2002-2005) yang terus mengalami kenaikan, meskipun kenaikannya tidak terlalu besar. Tahun 2003 ekspor non migas sebesar 5.484,3 juta dolar AS atau naik 5,66%, tahun 2004 naik 12,95% menjadi 6.194,5 juta dolar AS dan tahun 2005 7.114,1 juta dolar AS atau naik 14,85%.

Ekspor migas tahun 2005 mengalami kenaikan sebesar 89,01% dari 168,70 juta dolar AS pada tahun 2004 menjadi 318,85 juta dolar AS pada tahun 2005. Meskipun ekspor migas tahun 2005 mengalami kenaikan yang cukup besar namun share terhadap total ekspor Jawa Timur hanya 4,29 % sedangkan share ekspor non migas tahun 2005 terhadap total ekspor Jawa Timur sebesar 95,75 %. Hal ini menunjukkan ekspor Jawa Timur masih didominasi komoditi non migas.

Grafik 2 juga menunjukkan impor non migas Jawa Timur mengalami peningkatan dalam kurun waktu 4 tahun terakhir. Tahun 2003 impor non migas naik 6,74% dari 3.548,4 juta dolar AS pada tahun 2002 menjadi 3.787,6 juta dolar AS. Tahun 2004 kenaikannya lebih besar, yaitu 27,96% dengan nilai 4.846,7 juta dolar AS, dan tahun 2005 sebesar 5.217,8 juta dolar AS atau naik 7,66%. Bila dilihat neraca perdagangannya, untuk sektor non migas selama empat tahun terakhir tetap surplus. Tahun 2005 surplus perdagangan Luar Negeri Jawa Timur sebesar 1.896,3 juta dolar AS, naik 40,70% jika dibandingkan dengan tahun sebelumnya.



Ekspor migas Jawa Timur tahun 2005 mengalami kenaikan 89,01% dari 168,7 juta dolar AS tahun 2004 menjadi 318,85 juta dolar AS. Seperti halnya ekspor, impor migas juga mengalami kenaikan sebesar 63,76% dari 2.060,7 juta dolar AS tahun 2004 menjadi 3.374,5 juta dolar AS tahun 2005. Namun demikian, nilai impor migas selalu lebih besar dari ekspornya, sehingga neraca perdagangannya selalu defisit seperti yang ditunjukkan pada grafik 3.



Peranan ekspor non migas dari tahun 2002 – 2005 relatif stabil dan cukup besar, masih diatas 95% terhadap total ekspor. Peranan ekspor non migas terbesar terjadi pada tahun 2002 yaitu 98,55% terhadap total ekspor pada tahun yang sama. Tahun 2003 peranannya turun menjadi 96,75%; tahun 2004 97,35% dan tahun 2005

kembali turun menjadi 95,71%. Sementara itu peranan impor non migas terhadap total impor pada tahun yang sama cenderung menurun, tahun 2002 kontribusinya terhadap total impor 75,75 %; tahun 2003 74,05 %, tahun 2004 70,17% dan tahun 2005 60,73%. Di sektor migas, peranan impor migas pada tahun 2002-2005 justru terus mengalami peningkatan (Tabel 3). Tahun 2002 sebesar 24,25 %; tahun 2003 25,95 %; tahun 2004 menjadi 29,83 % dan tahun 2005 39,27 %.

Kebutuhan Jawa Timur akan migas sangat tinggi, dapat dilihat dari neraca perdagangan luar negerinya yang terus defisit selama 10 tahun terakhir. Ini menunjukkan bahwa Jawa Timur masih memiliki ketergantungan pada impor migas. Defisit terbesar terjadi tahun 2005 dengan nilai 3.055,6 juta dolar AS. Ekspor migas Jawa Timur memiliki peran sebesar 4,29% terhadap total ekspor tahun 2005 sedangkan peranan impor migas terhadap total impor adalah 39,27%.

### **3. Nilai Ekspor-Impor Jawa Timur Menurut Pelabuhan**

Tahun 2004 pelabuhan yang memiliki nilai ekspor diatas 100 juta dolar AS hanya pelabuhan Tanjung Perak dan Juanda sedangkan tahun 2005, terdapat tiga pelabuhan muat dengan nilai ekspor diatas 100 juta dolar AS yaitu pelabuhan Tanjung Perak, Tuban dan Giligenteng. Tahun 2002 ekspor Jawa Timur yang melalui pelabuhan Tanjung Perak sebesar 4.989 juta dolar AS, naik menjadi 5.282,4 juta dolar AS pada tahun 2003, tahun 2004 naik lg menjadi 5.974,3 juta dolar AS dan tahun 2005 menjadi 6.925,53 juta dolar AS.

Nilai ekspor yang melalui Pelabuhan Tuban pada tahun 2003 mencapai diatas 100 juta dolar AS sedangkan pada tahun 2004 justru mengalami penurunan dan tahun 2005 kembali meningkat. Pelabuhan Tuban mengalami penurunan ekspor sebesar 17,3% dari 108,82 juta dolar AS pada tahun 2003 menjadi 89,99 juta dolar AS pada tahun 2004, kemudian meningkat 211,87% menjadi 280,66 juta dolar AS. Tabel 4b menunjukkan pelabuhan Giligenteng pada tahun 2004 tidak ada kegiatan bongkar muat barang, tetapi tahun 2005 nilai eksportnya langsung berada di urutan ketiga terbesar diantara pelabuhan lainnya. Tahun 2005 nilai ekspor yg dimuat di pelabuhan Giligenteng sebesar 151,89 juta dolar AS.

Tabel 5a. dan tabel 5b. menyajikan pelabuhan impor yang memiliki nilai impor diatas 100 juta US dolar AS tahun 2005 yaitu Tanjung Perak, Panarukan, Gresik, dan Juanda. Seperti halnya dengan ekspor, Tanjung Perak memiliki nilai impor yang sangat besar jika dibandingkan dengan tiga pelabuhan lainnya. Selama



empat tahun terakhir, impor Jawa Timur yang melalui pelabuhan Tanjung Perak terus meningkat, tahun 2002 nilai impornya 3.433,5 juta dolar AS; tahun 2003 naik menjadi 3.710 juta dolar AS, tahun 2004 naik menjadi 4.882,36 juta dolar AS dan tahun 2005 kembali meningkat menjadi 5.649,27 juta dolar AS. Tahun 2004 dan 2005 pelabuhan impor Jawa Timur yang mencapai nilai diatas 100 juta dolar AS, tetap sama, hanya urutannya yang sedikit berubah. Pada tahun 2004, Gresik berada di urutan keempat sedangkan tahun 2005 berada di urutan ketiga.

#### **4. Ekspor-Impor Jawa Timur menurut *Harmonized System* (HS)**

##### **a. Berdasarkan Kelompok Barang (2 Digit HS)**

Urutan lima besar ekspor Jawa Timur tahun 2005 menurut kelompok barang (HS) 2 digit (Tabel 6), yang pertama adalah komoditi kertas dan kertas karton (HS48), diikuti oleh kelompok katoda dan bagian dari katoda (HS74), barang kayu dan beberapa barang dari kayu (HS44), perabot rumah dari kayu (HS94), ikan dan udang-udangan (HS03). Tahun 2004, HS94 berada di urutan ketiga, HS03 berada di urutan keempat, tetapi dua komoditi itu menurun peringkatnya pada tahun 2005. Secara umum, lima kelompok barang komoditi ekspor selalu sama selama empat tahun, hanya peranan masing-masing kelompok yang berubah-ubah. Tahun 2005 empat besar komoditi ekspor didominasi oleh sektor industri, sehingga bisa dikatakan propinsi Jawa Timur cukup potensial dari sektor industri. Jika diperhatikan, kelompok ikan dan udang-udangan (HS03) terus menurun peringkatnya meskipun nilainya meningkat selama tahun 2001-2005. Tahun 2001 dan 2002 (HS03) menempati urutan kedua penyumbang ekspor utama dengan nilai 495,7 juta dolar AS dan 463,2 juta dolar AS. Pada tahun 2003 nilai eksportnya meningkat menjadi 480,9 juta dolar AS tetapi peranannya terhadap total ekspor justru turun menjadi penyumbang terbesar ketiga setelah kayu dan beberapa barang dari kayu. Tahun 2004, peranannya terhadap total ekspor kembali turun ke urutan keempat dengan nilai 484,9 juta dolar AS. Tahun 2005 dengan nilai 534,26 juta dolar AS, HS03 berada di urutan kelima penyumbang ekspor. Bila dilihat nilainya yang terus meningkat, komoditi Ikan dan Udang-udangan lainnya merupakan komoditi yang cukup potensial untuk terus dikembangkan oleh pemerintah propinsi Jawa Timur.

Komoditi impor Jawa Timur tahun 2005 yang menempati urutan lima besar adalah kelompok barang bahan bakar mineral, minyak mineral (HS27), kelompok

reactor nuklir, ketel uap, mesin dan pesawat mekanik (HS84), besi dan baja (HS72), ampas dan sisa dari industri makanan (HS23), plastik dan barang dari plastik (HS39). Kelompok HS27, HS84 dan HS72 selalu berada di urutan yang sama dari tahun 2002-2005 dan memiliki nilai impor yang terus meningkat. Tahun 2002 nilai impor HS27 1.141,9 juta dolar AS; tahun 2003 mencapai 1.333,5 juta dolar AS dan tahun 2004 meningkat 56,01% menjadi 2.080,4 juta dolar AS. Tahun 2005 nilai impor HS27 menjadi 3.380,73 atau meningkat 62,50%. Komoditi HS84, tahun 2002 memiliki nilai impor 433,3 juta dolar AS; tahun 2003 naik menjadi 447,2 juta dolar AS dan tahun 2004 nilainya 644,6 juta dolar atau naik 44,14%. Tahun 2005 menjadi 692,23 juta dolar AS. Komoditi penyumbang impor ketiga pada tahun 2005 adalah besi dan baja (HS72) dengan nilai 582,79 juta dolar AS.

#### **b. Berdasarkan Kelompok Barang (9 Digit HS)**

Dilihat dari kelompok barang (9 Digit HS), lima besar komoditi ekspor hampir tidak ada perubahan dari tahun 2002-2004. Komoditi udang beku, kertas dan karton, produk dari kayu, produk dari tembaga berupa katoda dan bagian dari katoda, masih merupakan komoditi utama ekspor (Tabel 8). Tetapi tahun 2005 terjadi perubahan yang cukup signifikan pada komoditi udang besar dan kecil. Sejak tahun 2001-2004 komoditi udang beku yang merupakan komoditas unggulan sektor pertanian, masih menduduki peringkat pertama ekspor. Tetapi tahun 2005 udang beku menempati posisi ketiga penyumbang ekspor utama dengan nilai 317,79 juta dolar AS, turun 0,29% dibandingkan dengan tahun 2004. Bila dilihat dari tahun 2002, ekspor udang sempat turun 15,96 % dengan nilai 309,15 juta dolar dibandingkan tahun sebelumnya. Namun, tahun 2003 meningkat menjadi 326,92 juta dolar AS, kemudian tahun 2004 dan 2005 turun menjadi 318,7 juta dolar AS dan 317,8 juta dolar AS.

Tahun 2005 komoditi ekspor yang naik peringkatnya dibanding tahun 2004 adalah produk dari tembaga berupa katoda dan bagian dari katoda dan kertas tulis/cetak (HVS dan HVO). Tahun 2004 produk dari tembaga berupa katoda dan bagian dari katoda berada pada urutan ketiga dengan nilai ekspor 248,27 juta dolar AS kemudian naik 99,83% pada tahun 2005 menjadi 496,14 juta dolar AS menduduki urutan pertama ekspor Jawa Timur. Sementara itu, pada tahun 2004 komoditi kertas tulis/cetak (HVS atau HVO) menempati posisi kelima penyumbang ekspor utama setelah tahun-tahun sebelumnya hanya berada di posisi 10 besar.

Tahun 2005 kertas tulis/cetak (HVS dan HVO) meningkat 84,23% dengan nilai ekspor 349,47 juta dolar AS dan berada di posisi kedua komoditi ekspor utama.

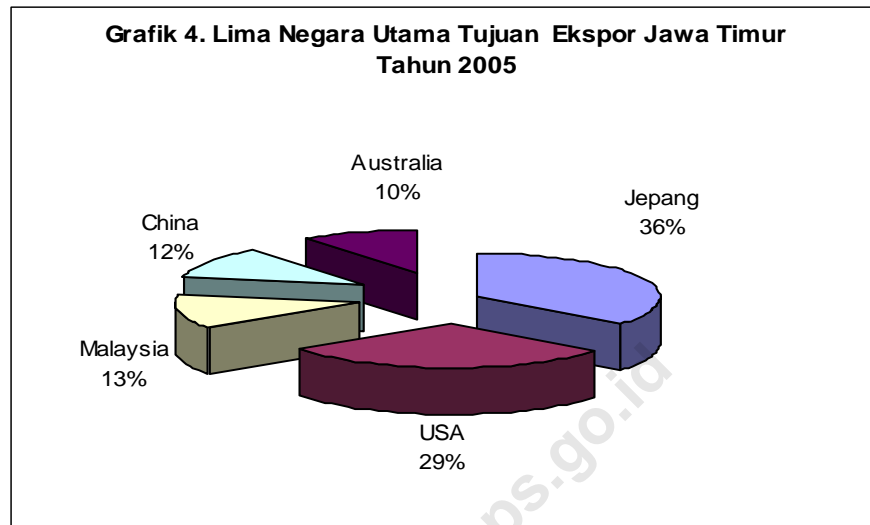
Dari sisi impor, lima komoditi utama impor dari tahun 2003-2005 adalah sama, termasuk urutannya. Komoditi tersebut antara lain : bahan bakar sulingan, bahan bakar motor selain bahan bakar pesawat terbang, kerosene selain tipe bahan bakar jet, bungkil dan ampas padat lainnya, serta gandum selain benih gandum. Sementara itu, tiga komoditi utama yang mendominasi impor tahun 2003-2005 adalah produk minyak bumi, yaitu bahan bakar sulingan, bahan bakar motor selain bahan bakar pesawat terbang, kerosene; selain tipe bahan bakar jet. Sisanya, produk hasil pertanian yaitu bungkil dan ampas padat lainnya serta gandum selain benih gandum. Jika dibandingkan dengan tahun 2004, nilai tiga komoditi utama impor meningkat. Nilai impor bahan bakar meningkat sebesar 46,76%, bahan bakar motor selain bahan bakar pesawat terbang peningkatannya cukup signifikan yaitu 121,71%, sedangkan kerosene selain tipe bahan bakar jet meningkat 59,73%. Berbeda dengan tiga komoditi diatas, produk hasil pertanian justru menurun nilainya, bungkil dan ampas padat lainnya menurun 4,16% serta gandum selain benih gandum penurunannya 13,19%.

Tahun 2005 impor bahan bakar sulingan menyumbang 23,47% terhadap total impor, bahan bakar motor selain bahan bakar pesawat terbang 9,66%, serta kerosene, selain tipe bahan bakar jet, kontribusinya terhadap total impor sebesar 5,43%. Bungkil dan ampas padat lainnya serta gandum selain benih gandum masing-masing menyumbang 2,22% dan 1,36%. Total nilai kelima komoditi utama terhadap total impor mencapai 43,42 %.

## **5. Ekspor-Impor Jawa Timur Menurut Negara Tujuan dan Negara Asal Utama**

Dalam kurun waktu empat tahun terakhir, mitra dagang utama untuk ekspor Jawa Timur tidak ada perubahan, yaitu: Jepang, USA, Malaysia, China, dan Australia. Ini berarti kelima negara tersebut masih menjadi negara tujuan utama ekspor. Selama periode tersebut, Jepang selalu menjadi negara tujuan ekspor pertama Jawa Timur dengan nilai ekspor yang terus meningkat, yaitu tahun 2002 nilai ekspor 1.093,54 juta dolar AS, tahun 2003 meningkat menjadi 1.191,38 juta dolar AS, tahun 2004 menjadi 1.213,8 juta dolar AS dan tahun 2005 nilainya 1.366,43 juta dolar AS.

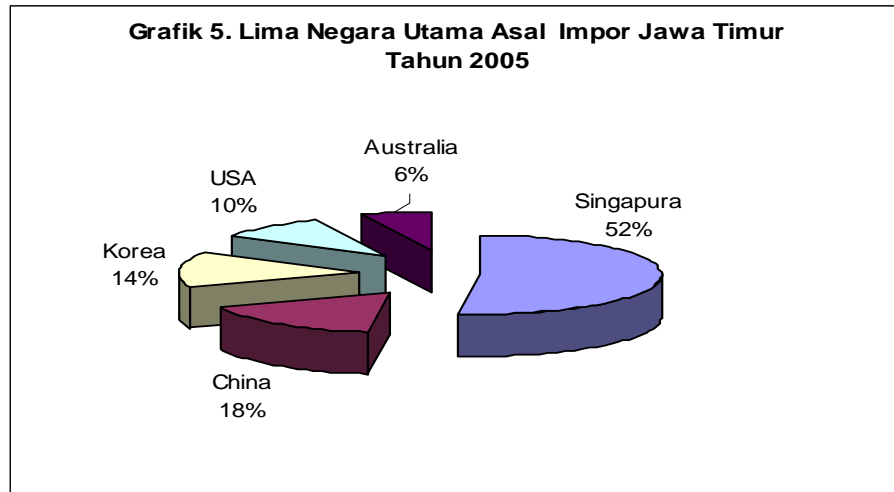
Grafik 4 menunjukkan dari lima negara utama tujuan ekspor, Jepang memiliki kontribusi yang cukup besar yaitu 36 %, sementara USA yang berada di posisi kedua kontribusinya 29 %, kemudian Malaysia, China dan Australia, dengan kontribusi masing-masing sebesar 13%, 12% dan 10%.



Negara asal impor Jawa Timur yang utama tahun 2005 adalah Singapura, China, Korea, USA, dan Australia. Jika dibandingkan dengan tahun 2004, ada yang sedikit berbeda, negara Korea tidak masuk dalam lima besar, tetapi posisinya ditempati Kuwait. Tahun 2004 Korea hanya menempati posisi ketujuh dengan nilai impor 294,40 juta dolar AS, tahun 2005 nilainya menjadi 743,56 juta dolar atau meningkat 152,57% sehingga Korea berada di posisi ke tiga negara asal impor yang utama. Kuwait yang pada tahun 2004 berada di posisi ketiga turun 94,59% dari 724,35 juta dolar AS pada tahun 2004 menjadi 39,13 juta dolar AS tahun 2005.

Selama empat tahun terakhir, Singapura selalu menempati posisi teratas dengan nilai impor yang terus meningkat. Tahun 2004 impor Jawa Timur dari Singapura sebesar 1.203,91 juta dolar AS, meningkat 128,08% menjadi 2.745,97 juta dolar AS pada tahun 2005. Kontribusi impor dari Singapura terhadap total impor adalah 31,96%. Impor China yang pada tahun ini menempati posisi kedua menunjukkan peningkatan sebesar 18,48% dibandingkan tahun 2004. Nilai impor China tahun 2005 adalah 928,59 juta dolar AS dengan kontribusi terhadap total impor sebesar 15,88%.

Grafik 5 menunjukkan lima negara utama asal impor tahun 2005 yaitu Singapura dengan kontribusi 52%, kemudian China sebesar 18%, Korea 14%, USA 10% dan Australia 6%.



Indikator kemajuan perdagangan luar negeri Jawa Timur ditunjukkan oleh besarnya surplus perdagangan yang diperoleh. Seperti telah disebutkan diatas, secara total neraca perdagangan luar negeri Jawa Timur, tahun 2005 defisit 1.159,3 juta dolar AS. Bila dilihat dari negara-negara mitra dagang utama Jawa Timur, tahun 2005 negara dengan neraca perdagangan surplus antara lain : Jepang, USA, Malaysia, Australia, dan Thailand. Sementara yang mengalami defisit adalah: Singapura, Korea, dan China.

Tahun 2005, surplus perdagangan luar negeri Jawa Timur dengan Jepang sebesar 1.039,92 juta dolar AS meningkat 22,49% jika dibandingkan tahun 2004. USA tahun 2005 meningkat 10,09% dari 535,18 juta dolar AS pada tahun 2004 menjadi 589,15 juta dolar AS, Malaysia meningkat 58,94% dari 195,78 juta dolar AS menjadi sebesar 311,18 juta dolar AS, Thailand 642,47%. Jika dilihat nilainya, surplus perdagangan Thailand relatif kecil dibandingkan negara-negara mitra dagang lainnya, yaitu 77,70 juta dolar AS tahun 2005 dari 10,46 juta dolar AS pada tahun 2004. Australia pada tahun 2004 mengalami defisit 67,55 juta dolar AS dan tahun 2005 meningkat sehingga surplus 52,89 juta dolar AS.

Negara-negara yang mengalami peningkatan defisit pada neraca perdagangannya pada tahun 2005 adalah Singapura, tahun 2004 defisit 1.011,92 juta dolar AS, tahun ini menjadi 2.482,83 juta dolar AS. China defisit 376,88 juta dolar AS tahun 2004 menjadi 485,06 juta dolar AS pada tahun 2005. Demikian juga dengan Korea yang mengalami defisit sebesar 134,57 juta dolar AS tahun 2004 menjadi sebesar 569,94 juta dolar AS pada tahun 2005.

**Tabel 1. Perkembangan Ekspor - Impor Jawa Timur  
Tahun 1996 - 2005 (Juta US \$)**

Tahun	Ekspor		Impor		Neraca
	Nilai (Juta US \$)	Perubahan	Nilai (Juta US \$)	Perubahan	
(1)	(2)	(3)	(4)	(5)	(6)
1996	3.979,3	8,5	5.703,9	11,3	-1.724,6
1997	4.236,6	6,5	7.334,1	28,6	-3.097,5
1998	5.335,3	25,9	3.761,9	-48,7	1.573,4
1999	4.665,6	-12,6	3.655,8	-2,8	1.009,8
2000	5.776,2	23,8	4.862,5	33,0	913,7
2001	5.770,6	-0,1	4.542,9	-6,6	1.227,7
2002	5.266,9	-8,7	4.684,4	3,1	582,5
2003	5.668,8	7,6	5.115,2	9,2	553,6
2004	6.363,2	12,2	6.907,4	35,0	-544,2
2005	7.433,0	16,8	8.592,3	24,4	-1.159,3

**Tabel 2. Perkembangan Ekspor - Impor Migas dan Non Migas  
Tahun 1996 - 2005 ( Juta US \$ )**

Tahun	Termasuk Minyak Bumi dan Gas Alam			Tanpa Minyak Bumi dan Gas Alam		
	Ekspor	Impor	Neraca	Ekspor	Impor	Neraca
(1)	(2)	(3)	(4)	(5)	(6)	(7)
1996	3.979,3	5.703,9	-1.724,6	3.979,3	5.640,3	-1.661,0
1997	4.236,6	7.334,1	-3.097,5	4.236,6	6.980,8	-2.744,2
1998	5.335,3	3.761,9	1.573,4	5.302,0	3.471,5	1.830,5
1999	4.665,6	3.655,8	1.009,8	4.600,2	3.141,6	1.458,6
2000	5.776,2	4.862,5	913,7	5.729,0	3.798,8	1.930,2
2001	5.770,6	4.542,9	1.227,7	5.693,4	3.631,5	2.061,9
2002	5.266,9	4.684,4	582,5	5.190,7	3.548,4	1.642,3
2003	5.668,8	5.115,2	553,6	5.484,3	3.787,6	1.696,7
2004	6.363,2	6.907,4	-544,2	6.194,5	4.846,7	1.347,8
2005	7.433,0	8.592,3	-1.159,3	7.114,1	5.217,8	1.896,3

**Tabel 3. Perkembangan Nilai Ekspor - Impor Minyak Bumi dan Gas Alam  
serta Peranannya Terhadap Total Ekspor - Impor di Jawa Timur  
Tahun 1996 - 2005 ( Juta US \$)**

Tahun	Ekspor		Impor	
	Nilai (Juta US \$)	Peranan terhadap Total Ekspor (%)	Nilai (Juta US \$)	Peranan terhadap Total Impor (%)
(1)	(2)	(3)	(4)	(5)
1996	0,04	0,00	63,60	1,12
1997	0,03	0,00	353,30	4,82
1998	33,30	0,62	290,40	7,72
1999	65,40	1,40	514,20	14,07
2000	47,20	0,82	1.063,70	21,88
2001	77,20	1,34	911,40	20,06
2002	76,20	1,45	1.136,00	24,25
2003	184,50	3,25	1.327,60	25,95
2004	168,70	2,65	2.060,70	29,83
2005	318,85	4,29	3.374,50	39,27



**Tabel 4a. Ekspor Jawa Timur Menurut Pelabuhan Ekspor  
Tahun 2002 - 2003**

NO. Urut / Number	Kode / Code	Pelabuhan Ekspor / <i>Port of Exportation</i>	2002		2003	
			Volume <i>Net Weight</i> (Kg)	Nilai <i>Fob Value</i> ( US \$ )	Volume <i>Net Weight</i> (Kg)	Nilai <i>Fob Value</i> ( US \$ )
(1)	(2)	(3)	(4)	(5)	(6)	(7)
1	561	TUBAN	694.614.472	70.151.261	955.107.726	108.824.669
2	562	GRESIK	195.800.361	69.499.686	343.101.426	103.534.109
3	563	TANJUNG PERAK	6.150.732.694	4.989.182.241	5.590.486.061	5.282.424.266
4	564	PASURUAN	180.696	255.913	9.232	17.504
5	565	PROBOLINGGO	24.561.696	14.367.803	27.442.837	17.595.906
6	566	PANARUKAN	-	-	-	-
7	567	BANYUWANGI	1.493	9.313	646.800	113.155
8	568	KAMAL	-	-	-	-
9	569	BANGKALAN	-	-	-	-
10	572	KETAPANG	-	-	190	82.964
11	573	PACITAN	-	-	-	-
12	575	SAMPANG	-	-	4.796.529	2.625.638
13	576	KALIANGET	-	-	-	-
14	577	PUTERAN	-	-	-	-
15	578	SAPUDI	-	-	-	-
16	580	SANGKAPURA/BAWEAN	-	-	-	-
17	581	KANGEAN	95.000	17.895	-	-
18	582	SEPEKAN	-	-	-	-
19	583	TAMBAK	-	-	-	-
20	584	BINTORO	-	-	-	-
21	586	GILIGENTENG	-	-	-	-
22	587	SURABAYA/JUANDA	10.004.826	106.847.958	81.153.657	110.212.928
23	588	SURABAYA (PTT)	5.427.350	3.382.906	3.738.826	1.484.263
24	589	POLENG	66.955.000	12.708.378	157.520.400	35.843.374
25	590	ABDULRACHMAN SALEH	3.342	32.263	-	-
26	591	MADIUN / ISWAHYUDI	901.270	425.191	1.316.000	5.004.000
27	592	RAMBIPUJI JEMBER	53	71.759	-	-
28	594	SUMENEP, MADURA	-	-	-	-
29	595	MENENG	-	-	7.500.000	1.012.500
<b>TOTAL</b>			<b>7.149.278.253</b>	<b>5.266.952.567</b>	<b>7.172.819.684</b>	<b>5.668.775.276</b>

**Tabel 4b. Ekspor Jawa Timur Menurut Pelabuhan Ekspor  
Tahun 2004 - 2005**

NO. Urut / Number	Kode / Code	Pelabuhan Ekspor / <i>Port of Exportation</i>	2004		2005	
			Volume <i>Net Weight</i> (Kg)	Nilai <i>Fob Value</i> ( US \$ )	Volume <i>Net Weight</i> (Kg)	Nilai <i>Fob Value</i> ( US \$ )
(1)	(2)	(3)	(4)	(5)	(6)	(7)
1	561	TUBAN	449.820.871	89.992.446	689.886.935	280.664.034
2	562	GRESIK	124.295.921	42.939.535	71.254.042	37.136.633
3	563	TANJUNG PERAK	6.285.544.025	5.974.262.971	6.104.131.584	6.925.535.254
4	564	PASURUAN	34.958	44.575	-	-
5	565	PROBOLINGGO	11.571.936	8.301.235	18.940.628	14.701.764
6	566	PANARUKAN	-	-	12.877.047	3.172.340
7	567	BANYUWANGI	3.950	10.536	-	-
8	568	KAMAL	-	-	-	-
9	569	BANGKALAN	-	-	3.150	2.992
10	571	SEPULU	-	-	9.270	21.308
11	572	KETAPANG	7.952	10.987	80.000	14.920
12	573	PACITAN	2.700.110	10.895	294.378	136.702
13	575	SAMPANG	3.015.311	2.014.430	-	-
14	576	KALIANGET	-	-	-	-
15	577	PUTERAN	-	-	-	-
16	578	SAPUDI	-	-	-	-
17	580	SANGKAPURA/BAWEAN	-	-	-	-
18	581	KANGEAN	-	-	-	-
19	582	SEPEKAN	31.339	225.296	1.671	8.578
20	583	TAMBAK	-	-	-	-
21	584	BINTORO	68.294	25.789	-	-
22	586	GILIGENTENG	-	-	13.406.844	151.896.347
23	587	SURABAYA/JUANDA	232.000.426	181.059.870	834.683	1.958.746
24	588	SURABAYA (PTT)	3.275.555	5.573.182	41.093.000	17.327.539
25	589	POLENG	150.373.000	43.948.272	-	-
26	590	ABDULRACHMAN SALEH	-	-	1.014.436	375.634
27	591	MADIUN / ISWAHYUDI	-	-	-	-
28	592	RAMBIPUJI JEMBER	-	-	28.548	9.748
29	594	SUMENEP, MADURA	56.489.608	14.746.839	-	-
30	595	MENENG	7.151	30.583	42	288
<b>TOTAL</b>			<b>7.319.240.407</b>	<b>6.363.197.441</b>	<b>6.953.856.258</b>	<b>7.432.962.827</b>

**Tabel 5a. Impor Jawa Timur Menurut Pelabuhan Impor  
Tahun 2002 - 2003**

NO. Urut / Number	Kode / Code	Pelabuhan Impor / Port of Importation	2002		2003	
			Volume Net Weight (Kg)	Nilai Fob Value ( US \$ )	Volume Net Weight (Kg)	Nilai Fob Value ( US \$ )
(1)	(2)	(3)	(4)	(5)	(6)	(7)
1	561	TUBAN	4.643.305	1.972.953	3.073.329	462.736
2	562	GRESIK	1.086.863.267	155.613.427	1.071.132.776	144.169.589
3	563	TANJUNG PERAK	9.296.546.291	3.433.479.786	9.005.417.557	3.710.057.060
4	564	PASURUAN	1.460.184	804.491	2.123.321	905.119
5	565	PROBOLINGGO	1.225.143	211.733	137.251.019	30.707.835
6	566	PANARUKAN	4.520.526.591	956.841.396	4.237.373.654	1.053.865.285
7	567	BANYUWANGI	162.918	2.684.173	3.175	731
8	568	KAMAL	-	-	-	-
9	569	BANGKALAN	3.000.000	60.000	-	-
10	570	AROSBAYA	-	-	-	-
11	571	SEPULU	-	-	-	-
12	572	KETAPANG	-	-	-	-
13	573	PACITAN	-	-	25.168	21.477
14	574	KWANYAR	-	-	-	-
15	575	SAMPANG	1.216.431	2.963.797	3.124.547	2.058.130
16	576	KALIANGET	78.690	82.726	-	-
17	577	PUTERAN	-	-	-	-
18	578	SAPUDI	-	-	1.210	3.387
19	579	RAAS	-	-	-	-
20	580	SANGKAPURA / BAWEAN	-	-	-	-
21	581	KANGEAN	-	-	-	-
22	582	SEPEKAN	-	-	-	-
23	583	TAMBAK	-	-	-	-
24	584	BINTORO	-	-	-	-
25	585	MUNCAR	-	-	-	-
26	586	GILIGENTENG	-	-	-	-
27	587	SURABAYA /JUANDA (U)	8.268.455	86.764.878	4.468.426	123.772.041
28	588	SURABAYA (PTT)	160.499.902	39.612.128	216.055.277	45.783.966
29	589	POLENG	-	-	-	-
30	590	ABDULRACHMAN SALEH	300	1.229	-	-
31	591	MADIUN / ISWAHYUDI	-	-	-	-
32	592	RAMBIPUJI JEMBER	-	-	-	-
33	593	REMBANG	286	3.062	-	-
34	594	SUMENEP	86.000	219.492	29.178	810.754
35	595	MENENG	19.200.000	3.118.862	12.813.500	2.601.073
36	596	DJANKAR	-	-	-	-
<b>TOTAL</b>			<b>15.103.777.763</b>	<b>4.684.434.133</b>	<b>14.692.892.137</b>	<b>5.115.219.183</b>

**Tabel 5b. Impor Jawa Timur Menurut Pelabuhan Impor  
Tahun 2004 - 2005**

NO. Urut / Number	Kode / Code	Pelabuhan Impor / Port of Importation	2004		2005	
			Volume Net Weight (Kg)	Nilai Fob Value ( US \$ )	Volume Net Weight (Kg)	Nilai Fob Value ( US \$ )
(1)	(2)	(3)	(4)	(5)	(6)	(7)
1	561	TUBAN	4.160.300	1.391.511	60.768.392	47.625.150
2	562	GRESIK	1.004.098.612	117.299.502	1.075.867.747	209.505.883
3	563	TANJUNG PERAK	9.764.843.090	4.882.358.081	10.480.875.597	5.649.271.403
4	564	PASURUAN	1.483.414	399.710	1.884.581	1.728.764
5	565	PROBOLINGGO	-	-	475.618	3.250.947
6	566	PANARUKAN	4.605.636.587	1.698.387.950	4.817.464.866	2.466.559.820
7	567	BANYUWANGI	-	-	5.115.998	7.394.124
8	568	KAMAL	-	-	-	-
9	569	BANGKALAN	-	-	-	-
10	570	AROSBAYA	-	-	-	-
11	571	SEPULU	-	-	-	-
12	572	KETAPANG	-	-	-	-
13	573	PACITAN	645	2.226	45.951	24.152
14	574	KWANYAR	-	-	-	-
15	575	SAMPANG	1.772.760	1.563.477	2.077.052	2.118.719
16	576	KALIANGET	-	-	15.257	14.307
17	577	PUTERAN	-	-	-	-
18	578	SAPUDI	-	-	-	-
19	579	RAAS	-	-	-	-
20	580	SANGKAPURA / BAWEAN	-	-	4.458	522
21	581	KANGEAN	-	-	-	-
22	582	SEPEKAN	-	-	3.500	318
23	583	TAMBAK	-	-	-	-
24	584	BINTORO	-	-	-	-
25	585	MUNCAR	-	-	-	-
26	586	GILIGENTENG	-	-	-	-
27	587	SURABAYA /JUANDA (U)	5.019.617	143.987.364	3.094.305	133.984.804
28	588	SURABAYA (PTT)	258.133.803	62.047.372	271.107.758	70.618.389
29	589	POLENG	-	-	-	-
30	590	ABDULRACHMAN SALEH	500.000	1.666	-	-
31	591	MADIUN / ISWAHYUDI	-	-	-	-
32	592	RAMBIPUJI JEMBER	-	-	-	-
33	593	REMBANG	-	-	-	-
34	594	SUMENEP	-	-	-	-
35	595	MENENG	-	-	27.544	181.543
36	596	DJANKAR	-	-	-	-
<b>TOTAL</b>			<b>15.645.648.828</b>	<b>6.907.438.859</b>	<b>16.718.828.624</b>	<b>8.592.278.845</b>

**Tabel 6a. Ekspor Jawa Timur Menurut 2 Digit Kelompok Barang (HS)  
Tahun 2002 - 2003**

Kode HS	Jenis Barang	2002		2003	
		Volume (Kg)	Nilai (US \$)	Volume (Kg)	Nilai (US \$)
01	Live Animals	8.159	82.753	46.163	186.526
02	Meat and edible meat offal	3.363.333	9.048.372	3.030.304	7.306.533
03	Fish, crustaceans, moluscs, oth.invert	125.028.697	463.249.356	146.200.662	480.989.692
04	Dairy produce	13.517.556	30.315.805	31.443.442	45.043.924
05	Products of animal origin, nes.	1.734.182	1.162.562	1.822.980	1.338.557
06	Live trees and other plants	2.776.306	1.779.829	2.721.727	2.651.683
07	Edible vegetables and certain root	65.197.001	11.346.149	39.363.226	7.113.636
08	Edible fruits and nuts	63.493.862	39.732.232	82.331.673	50.916.221
09	Coffee, tea, mate and spices	71.400.946	85.870.626	74.431.625	94.665.447
10	Cereals	8.677.073	2.001.046	11.318.294	3.693.294
11	Products of the milling industry	11.318.982	5.254.087	8.029.874	4.785.603
12	Oil seeds, grains, seeds and fruits	33.676.493	16.456.567	45.414.656	22.521.547
13	Lac, gums, resin, oth. vege. saps	10.084.442	5.853.500	9.820.563	4.650.086
14	Veg. Plaiting mat; veg. Products nes	14.932.910	8.601.777	29.373.549	16.904.810
15	Animal or vege. Fats and oils	200.507.137	68.554.199	131.898.931	52.707.034
16	Prep. Of meat, fish, crust., molluscs	30.272.501	70.997.567	32.812.254	78.851.563
17	Sugars and sugars confectionery	18.924.872	6.099.737	41.653.571	6.857.408
18	Cocoa and cocoa preparations	34.329.469	58.492.599	24.854.134	45.452.772
19	Prep. Of cereals, flour, starch, milk	19.620.020	19.865.865	27.825.571	25.890.140
20	Prep. Of vegetables, fruit, nuts	5.141.048	5.402.625	9.752.115	11.671.325
21	Miscell. Edible preparations	1.251.897	1.701.277	2.920.909	2.705.156
22	Beverages, spirit and vinegar	29.462.284	8.042.188	28.171.735	6.356.342
23	Res. And waste from food industries	231.975.010	20.729.142	162.860.730	16.770.209
24	Tobacco and manufc. Tobacco subst.	52.403.965	153.059.921	46.620.479	121.524.979
25	Salt; sulphur, earths and stone	635.863.711	21.742.325	833.485.148	30.572.561
26	Ores, slag and ash	15.979.621	6.088.792	67.073.589	26.418.077
27	Mineral fuels, mineral oil products	1.208.677.350	91.950.038	1.179.098.732	192.159.375
28	Inorganic chemicals	69.092.295	16.418.669	52.025.970	13.599.522
29	Organic chemicals	511.595.339	369.835.578	497.114.121	427.807.777
30	Pharmaceutical products	3.361.930	10.381.599	4.294.276	14.894.347
31	Fertilizers	82.164.081	10.081.320	65.614.126	8.492.532
32	Tanning and dyeing extracts	3.951.357	5.673.742	2.253.362	5.074.803
33	Essential oils and resinoids	6.079.098	6.428.987	10.215.152	9.276.146
34	Soap, washing prep., waxes, candles	69.702.872	58.984.253	80.387.358	72.303.601
35	Albuminoidal substances, enzymes	577.959	841.462	1.770.991	2.032.074
36	Explosives; matches; pyrotechnic prod	7.390.966	6.247.983	6.111.961	5.049.800
37	Photographic and cinematogr. Goods	24.183	43.569	77.221	88.106
38	Miscellaneous chemical products	65.286.415	37.150.384	44.159.956	27.741.468
39	Plastics and articles thereof	100.684.382	133.694.466	119.724.003	223.600.336
40	Rubber and articles thereof	80.439.104	62.048.300	102.503.248	96.897.832
41	Raw hides and skins and leather	3.711.676	23.049.925	2.996.358	23.660.958
42	Articles of leather	4.356.482	18.557.604	3.563.924	16.872.120
43	Furskins and artificial fur	195.874	143.506	50.357	60.745
44	Wood and articles of wood	647.771.503	462.679.832	660.235.161	498.844.753
45	Cork and articles of cork	126.893	80.593	66.425	111.896
46	Manufac. Of straw; basketware	12.392.217	16.629.683	10.548.346	12.626.279
47	Pulp of wood; waste of paper	433.320	208.891	7.439.042	2.897.708
48	Paper and paperboard	1.123.169.080	745.165.578	999.116.423	698.184.712
49	Printed books, newspaper, pictures	4.919.795	7.649.600	9.523.319	14.691.985
50	Silk	2.132	15.173	11.743	74.637
51	Wool; horse hair yarn, woven fabric	29.421	44.411	163.039	36.325
52	Cotton	18.949.549	35.932.180	20.042.141	42.898.148

Kode HS	Jenis Barang	2002		2003	
		Volume (Kg)	Nilai (US \$)	Volume (Kg)	Nilai (US \$)
53	Other vegetable textile fibres	920.181	279.648	561.345	147.564
54	Man-made filaments	4.883.754	14.698.249	7.480.110	17.819.796
55	Man-made staple fibres	55.759.006	104.158.898	46.089.693	89.712.491
56	Wadding; special yarn	6.100.573	13.570.319	8.113.049	19.898.095
57	Carpet and other textile floor cov.	5.651.692	11.893.343	6.439.440	13.695.645
58	Special woven fabrics	686.190	2.676.897	908.668	1.897.433
59	Impregnated, coated, covered textile	2.277.578	4.209.396	2.823.235	5.485.473
60	Knitted or crocheted fabrics	169.352	658.381	222.096	899.484
61	Articles of apparel accesories	7.987.522	20.846.013	7.672.510	22.372.206
62	Articles of apparel acces. not knit	8.424.274	53.798.000	9.960.908	57.569.936
63	Other made up textile articles	14.005.507	36.191.080	14.222.343	28.968.940
64	Footwear; part of such articles	21.585.756	153.180.301	17.772.565	130.963.011
65	Headgear and parts thereof	444.123	911.255	535.663	992.579
66	Umbrellas, whips, walking-sticks	71.260	108.238	106.549	177.028
67	Prepared feathers; artific. Flowers	498.453	8.712.916	658.095	9.243.489
68	Articles of stone, cement, mica.	175.475.595	47.516.303	162.717.270	47.875.395
69	Ceramic products	54.945.888	20.502.920	68.844.452	26.071.137
70	Glass and glassware	175.140.278	70.360.875	174.464.783	72.416.024
71	Pearls, precious and semi prec. Stone	2.041.565	34.185.488	1.815.729	30.237.620
72	Iron and steel	267.859.567	70.368.731	195.767.583	65.643.178
73	Articles of iron and steel	50.468.294	57.661.270	44.350.016	55.599.710
74	Copper and articles thereof	162.586.033	407.109.287	228.204.970	438.598.558
75	Nickel and articles thereof	176.953	42.772	37.293	77.380
76	Alumunium and articles thereof	41.089.121	96.803.149	39.415.218	92.030.005
78	Lead and articles thereof	654.207	410.655	1.030.946	726.084
79	Zinc and articles thereof	1.453.024	1.117.737	1.727.291	1.378.918
80	Tin and articles thereof	88.589	387.299	301.252	407.493
81	Other base metals	63.361	27.458	44.201	91.273
82	Tools, implements, cutlery, spoons.	3.048.760	17.675.393	2.396.884	13.849.152
83	Miscellaneous articl. Of base metal	1.838.428	4.690.755	2.592.320	5.342.808
84	Nuclear react., boilers, mech. Appli.	23.816.674	57.317.706	25.708.327	68.414.280
85	Elect. Machinery, sound rec., tvetc	36.380.395	104.781.069	45.920.605	131.499.318
86	Railway loc., tramway track and part	505.895	1.294.416	553.796	2.189.417
87	Vehicles other than railway	17.549.085	61.279.044	27.487.592	98.548.879
88	Aircraft, spacecraft and parts	42.434	3.171.719	150.174	2.159.823
89	Ships, boats and floating structures	31.632.421	16.286.700	1.466.564	6.390.199
90	Optical, photograpic, medical instr.	248.395	3.277.275	744.267	1.710.197
91	Clocks and watches and parts	149.569	942.840	482.357	1.037.761
92	Musical instruments	4.015.477	47.359.487	4.427.021	48.828.749
93	Arms and amunition	67.692	462.404	196.618	1.425.012
94	Furniture, bedding, lamps illum. Signs	234.419.192	459.453.980	234.741.199	463.730.001
95	Toys, games and sports requisites	4.226.396	10.203.543	3.616.335	8.352.965
96	Miscellaneous manufactured articles	1.021.337	1.612.336	991.491	1.107.994
97	Works of art, antiques	1.389.523	1.534.241	1.160.048	1.728.413
98	P E B T	1.392.128	1.754.552	3.512.100	2.941.144
99	Parcel and returned good snack	6	5	54	109
<b>TOTAL</b>		<b>7.149.278.253</b>	<b>5.266.952.567</b>	<b>7.172.819.684</b>	<b>5.668.775.276</b>

**Tabel 6b. Ekspor Jawa Timur Menurut 2 Digit Kelompok Barang (HS)  
Tahun 2004 - 2005**

Kode HS	Jenis Barang	2004		2005	
		Volume (Kg)	Nilai (US \$)	Volume (Kg)	Nilai (US \$)
01	Live Animals	294.293	280.275	39.467	70.860
02	Meat and edible meat offal	1.326.072	4.485.480	1.269.774	4.578.531
03	Fish, crustaceans, molluscs, oth.invert	140.473.005	484.905.052	164.164.932	534.260.673
04	Dairy produce	24.355.314	41.301.899	17.034.987	30.443.359
05	Products of animal origin, nes.	2.275.320	1.350.406	4.905.408	2.696.924
06	Live trees and other plants	4.229.660	2.908.517	2.554.136	1.230.881
07	Edible vegetables and certain root	197.645.942	23.349.123	193.107.835	28.042.337
08	Edible fruits and nuts	77.717.980	63.562.618	104.497.844	79.610.023
09	Coffee, tea, mate and spices	76.324.638	92.971.742	97.687.451	126.422.403
10	Cereals	12.254.374	4.535.652	17.013.704	4.342.186
11	Products of the milling industry	15.055.361	6.389.580	13.178.495	3.589.954
12	Oil seeds, grains, seeds and fruits	55.003.718	26.574.226	66.066.791	32.738.286
13	Lac, gums, resin, oth. vege. saps	3.893.588	2.860.023	6.097.953	7.435.816
14	Veg. Plaiting mat; veg. Products nes	34.411.078	19.789.132	13.710.761	10.452.970
15	Animal or vege. Fats and oils	146.125.868	68.176.216	247.821.057	110.430.897
16	Prep. Of meat, fish, crust., molluscs	45.825.039	169.198.376	49.210.948	206.386.216
17	Sugars and sugars confectionery	44.845.192	9.240.670	23.381.925	8.204.514
18	Cocoa and cocoa preparations	28.193.375	50.560.220	29.716.377	53.793.907
19	Prep. Of cereals, flour, starch, milk	42.647.495	36.422.314	52.296.670	47.104.832
20	Prep. Of vegetables, fruit, nuts	16.405.395	17.305.647	20.327.954	22.087.177
21	Miscell. Edible preparations	1.672.378	2.601.481	4.370.861	10.307.907
22	Beverages, spirit and vinegar	16.879.927	4.411.839	19.172.438	7.715.480
23	Res. And waste from food industries	196.834.160	25.144.372	144.974.770	17.921.821
24	Tobacco and manufc. Tobacco subst.	54.190.647	147.292.311	55.934.594	173.083.819
25	Salt; sulphur, earths and stone	496.788.655	22.593.237	326.689.989	19.210.351
26	Ores, slag and ash	397.715.358	13.948.518	40.493.581	676.910
27	Mineral fuels, mineral oil products	933.502.260	176.876.240	790.587.015	319.269.704
28	Inorganic chemicals	50.752.696	17.150.512	56.497.339	21.910.497
29	Organic chemicals	443.184.889	402.831.133	405.520.728	370.186.314
30	Pharmaceutical products	3.381.355	13.694.702	1.950.569	13.096.821
31	Fertilizers	37.210.448	4.101.818	43.037.620	5.335.899
32	Tanning and dyeing extracts	4.043.029	8.117.312	4.960.364	9.649.538
33	Essential oils and resinoids	10.511.801	15.064.711	6.937.141	9.324.728
34	Soap, washing prep., waxes, candles	87.303.270	74.179.979	77.847.029	64.211.907
35	Albuminoidal substances, enzymes	1.175.406	2.047.246	1.332.143	2.322.650
36	Explosives; matches; pyrotechnic prod	3.309.896	2.812.224	5.317.479	5.121.090
37	Photographic and cinematogr. Goods	19.578	40.055	56.631	385.068
38	Miscellaneous chemical products	42.067.525	30.459.614	49.812.825	37.645.051
39	Plastics and articles thereof	149.385.229	226.999.083	162.104.264	259.544.054
40	Rubber and articles thereof	125.662.885	151.611.397	177.918.272	228.629.481
41	Raw hides and skins and leather	4.643.814	31.524.533	7.553.008	44.390.297
42	Articles of leather	2.681.540	13.750.057	2.596.583	16.008.389
43	Furskins and artificial fur	124.074	187.875	26.135	61.347
44	Wood and articles of wood	633.231.401	526.149.902	680.532.644	582.482.649
45	Cork and articles of cork	9.797	23.686	3.523	4.792
46	Manufac. Of straw; basketware	8.311.387	14.372.911	9.846.423	15.565.816
47	Pulp of wood; waste of paper	68.871	118.500	13.491	29.362
48	Paper and paperboard	1.169.879.017	877.534.370	1.061.703.638	819.825.815
49	Printed books, newspaper, pictures	14.324.323	22.531.965	12.020.134	19.239.507
50	Silk	5.247	3.550	297	419
51	Wool; horse hair yarn, woven fabric	31.989	60.886	216.973	252.503
52	Cotton	16.040.639	45.535.432	13.938.206	38.310.110

Kode HS	Jenis Barang	2004		2005	
		Volume (Kg)	Nilai (US \$)	Volume (Kg)	Nilai (US \$)
53	Other vegetable textile fibres	1.127.992	259.133	2.007.126	286.298
54	Man-made filaments	6.393.548	16.777.025	5.270.019	17.681.840
55	Man-made staple fibres	50.861.730	116.945.079	58.112.059	134.782.665
56	Wadding; special yarn	9.533.698	25.302.609	11.062.201	31.719.186
57	Carpet and other textile floor cov.	5.444.002	14.505.202	4.670.611	15.830.905
58	Special woven fabrics	328.571	2.516.433	274.925	2.385.565
59	Impregnated, coated, covered textile	3.219.219	6.955.448	3.992.852	8.355.077
60	Knitted or crocheted fabrics	410.636	1.031.411	496.731	1.293.354
61	Articles of apparel accesories	6.658.013	25.297.673	5.700.028	22.643.839
62	Articles of apparel acces. not knit	6.035.720	47.904.826	6.116.001	46.334.208
63	Other made up textile articles	14.005.088	29.707.478	13.025.236	32.870.163
64	Footwear; part of such articles	12.606.937	150.909.250	10.502.671	168.609.111
65	Headgear and parts thereof	241.369	792.902	170.405	699.789
66	Umbrellas, whips, walking-sticks	120.603	326.811	123.142	309.427
67	Prepared feathers; artific. Flowers	512.632	10.326.381	535.932	12.709.636
68	Articles of stone, cement, mica.	178.158.617	53.228.957	155.160.129	51.498.466
69	Ceramic products	77.648.477	29.847.459	81.840.850	28.921.883
70	Glass and glassware	199.706.271	90.629.261	198.953.178	94.723.901
71	Pearls, precious and semi prec. Stone	1.086.346	49.106.290	1.042.280	34.156.433
72	Iron and steel	326.055.254	143.946.680	317.087.501	178.642.439
73	Articles of iron and steel	50.090.162	72.955.059	48.088.504	73.506.220
74	Copper and articles thereof	103.308.859	392.492.494	294.894.786	699.095.528
75	Nickel and articles thereof	212.082	395.190	85	606
76	Alumunium and articles thereof	33.008.505	96.357.424	42.090.781	133.981.406
78	Lead and articles thereof	112.706	105.478	127.361	171.165
79	Zinc and articles thereof	675.020	550.534	300.827	326.536
80	Tin and articles thereof	124.883	764.600	4.001.598	27.926.644
81	Other base metals	116.027	310.475	53.271	230.786
82	Tools, implements, cutlery, spoons.	2.379.900	9.966.349	1.586.091	8.076.133
83	Miscellaneous articl. Of base metal	3.293.188	8.505.254	4.530.206	11.332.601
84	Nuclear react., boilers, mech. Appli.	17.694.236	61.932.706	19.730.032	78.539.317
85	Elect. Machinery, sound rec., tvetc	45.644.312	184.846.933	55.629.614	260.068.056
86	Railway loc., tramway track and part	86.687	92.858	4.096	20.494
87	Vehicles other than railway	30.871.994	121.554.421	37.883.576	160.728.539
88	Aircraft, spacecraft and parts	54.501	1.415.645	70.972	2.876.886
89	Ships, boats and floating structures	1.273.134	938.410	13.251.496	6.208.188
90	Optical, fotografic, medical instr.	266.568	488.132	258.702	1.160.946
91	Clocks and watches and parts	68.308	698.720	11.088	344.407
92	Musical instruments	8.049.960	78.891.013	7.735.529	82.849.738
93	Arms and amunition	51.646	416.846	55.462	876.253
94	Furniture, bedding, lamps illum. Signs	242.157.224	502.054.002	253.135.254	561.125.851
95	Toys, games and sports requisites	3.788.279	8.308.769	4.268.396	9.716.629
96	Miscellaneous manufactured articles	408.283	1.039.188	513.819	858.799
97	Works of art, antiques	908.197	1.512.896	1.439.659	2.844.072
98	P E B T	193.999	346.996	-	-
99	Parcel and returned good snack	826	2.122	-	-
<b>TOTAL</b>		<b>7.319.240.407</b>	<b>6.363.197.441</b>	<b>6.953.856.258</b>	<b>7.432.962.827</b>



**Tabel 7a. Impor Jawa Timur Menurut 2 Digit Kelompok Barang (HS)  
Tahun 2002 - 2003**

Kode HS	Jenis Barang	2002		2003	
		Volume (Kg)	Nilai (US \$)	Volume (Kg)	Nilai (US \$)
01	Live Animals	8.146.657	7.348.570	8.626.328	7.358.179
02	Meat and edible meat offal	873.999	794.004	939.128	1.010.953
03	Fish, crustaceans, moluscs, oth.invert	7.220.322	12.591.441	7.808.057	14.395.035
04	Dairy produce	31.072.402	48.902.309	33.385.714	64.227.690
05	Products of animal origin, nes.	971.865	2.726.775	1.201.675	1.051.119
06	Live trees and other plants	25.832	73.084	336.102	176.073
07	Edible vegetables and certain root	154.843.712	37.354.729	152.140.056	36.906.962
08	Edible fruits and nuts	23.716.412	17.675.993	25.968.036	23.567.870
09	Coffee, tea, mate and spices	13.223.522	7.602.077	10.532.116	7.971.994
10	Cereals	2.184.158.278	317.266.462	1.573.285.785	263.118.462
11	Products of the milling industry	162.109.274	35.015.657	273.719.901	59.760.927
12	Oil seeds, grains, seeds and fruits	676.745.339	157.324.204	446.951.142	123.695.893
13	Lac, gums, resin, oth. veqt. saps	889.490	3.485.946	649.907	3.251.974
14	Veg. Plaiting mat; veg. Products nes	75.191	157.152	489.816	188.828
15	Animal or veqt. Fats and oils	9.609.624	6.453.458	7.873.298	6.465.873
16	Prep. Of meat, fish, crust., molluscs	169.812	249.619	284.586	418.853
17	Sugars and sugars confectionery	362.417.009	67.948.345	647.591.219	128.801.373
18	Cocoa and cocoa preparations	5.056.557	7.618.437	5.544.812	8.058.107
19	Prep. Of cereals, flour, starch, milk	5.343.087	9.241.458	11.574.378	10.795.776
20	Prep. Of vegetables, fruit, nuts	2.943.625	2.271.523	4.071.583	3.241.523
21	Miscell. Edible preparations	8.173.446	12.439.669	11.259.421	26.959.215
22	Beverages, spirit and vinegar	7.164.373	3.117.465	5.545.748	2.357.483
23	Res. And waste from food industries	951.138.083	217.191.921	1.082.339.601	277.037.838
24	Tobacco and manufc. Tobacco subst.	38.690.375	168.538.204	34.456.993	144.321.446
25	Salt; sulphur, earths and stone	1.304.305.854	64.873.248	1.422.512.381	78.136.496
26	Ores, slag and ash	8.725.074	2.847.204	10.685.793	3.687.520
27	Mineral fuels, mineral oil products	5.306.501.246	1.141.897.711	5.229.037.554	1.333.478.784
28	Inorganic chemicals	374.155.962	90.509.054	405.728.154	96.883.175
29	Organic chemicals	284.183.890	215.247.174	227.187.772	215.865.399
30	Pharmaceutical products	164.484	5.501.364	328.947	7.200.484
31	Fertilizers	340.926.749	38.808.982	224.339.445	27.064.913
32	Tanning and dyeing extracts	53.147.217	60.876.813	34.935.063	50.346.879
33	Essential oils and resinoids	4.512.570	40.584.946	5.637.677	48.509.204
34	Soap, washing prep., waxes, candles	27.829.287	35.663.484	27.676.509	37.963.839
35	Albuminoidal substances, enzymes	36.528.269	26.624.727	48.749.721	27.530.591
36	Explosives; matches; pyrotechnic prod	85.506	692.043	70.999	1.458.032
37	Photographic and cinematogr. Goods	239.531	813.770	251.134	658.523
38	Miscellaneous chemical products	42.359.622	66.432.037	44.169.667	57.833.983
39	Plastics and articles thereof	249.045.014	203.886.501	256.748.705	228.788.593
40	Rubber and articles thereof	21.146.362	25.724.544	20.117.482	25.033.794
41	Raw hides and skins and leather	5.479.091	12.611.300	4.785.458	9.237.626
42	Articles of leather	204.807	494.143	429.206	1.720.961
43	Furskins and artificial fur	7.499	4.675	52.973	47.429
44	Wood and articles of wood	104.704.082	28.924.337	36.220.152	17.932.086
45	Cork and articles of cork	37.824	106.709	47.335	84.631
46	Manufac. Of straw; basketware	185.618	624.308	91.668	351.373
47	Pulp of wood; waste of paper	875.824.241	183.758.390	973.323.381	228.328.002
48	Paper and paperboard	54.871.866	56.709.098	51.110.130	53.069.727
49	Printed books, newspaper, pictures	608.045	734.574	489.076	922.741
50	Silk	356.297	934.655	80.644	246.088
51	Wool; horse hair yarn, woven fabric	31.076	152.543	5.915	56.927
52	Cotton	24.160.298	32.226.824	26.179.312	35.774.331

Kode HS	Jenis Barang	2002		2003	
		Volume (Kg)	Nilai (US \$)	Volume (Kg)	Nilai (US \$)
53	Other vegetable textile fibres	1.476.975	1.428.591	1.367.733	1.180.588
54	Man-made filaments	18.242.233	67.387.313	14.092.966	49.177.285
55	Man-made staple fibres	23.760.423	38.670.839	21.945.501	34.820.191
56	Wadding; special yarn	2.537.833	6.298.233	2.092.578	5.606.792
57	Carpet and other textile floor cov.	1.031.598	796.510	78.812	117.000
58	Special woven fabrics	1.122.303	3.765.526	644.858	2.576.075
59	Impregnated, coated, covered textile	4.363.967	21.715.026	4.025.789	22.063.001
60	Knitted or crocheted fabrics	571.973	2.026.400	343.962	1.549.630
61	Articles of apparel accesories	372.364	633.427	42.661	107.632
62	Articles of apparel acces. not knit	182.966	255.069	93.981	244.701
63	Other made up textile articles	4.674.616	2.329.711	2.622.723	1.405.812
64	Footwear; part of such articles	5.565.685	16.542.832	5.175.162	12.548.676
65	Headgear and parts thereof	87.785	157.644	109.733	236.632
66	Umbrellas, whips, walking-sticks	389.165	289.331	371.804	284.372
67	Prepared feathers; artific. Flowers	298.553	1.226.984	187.766	912.131
68	Articles of stone, cement, mica.	2.820.548	4.213.289	9.340.946	6.357.611
69	Ceramic products	10.851.792	9.983.550	23.655.902	21.163.730
70	Glass and glassware	19.021.966	9.239.167	16.276.479	9.452.358
71	Pearls, precious and semi prec. Stone	81.879	1.124.516	220.511	2.908.485
72	Iron and steel	901.477.731	210.500.555	860.193.254	235.771.801
73	Articles of iron and steel	55.181.841	52.751.570	55.688.983	58.961.578
74	Copper and articles thereof	4.266.582	10.334.488	6.227.228	10.881.474
75	Nickel and articles thereof	102.235	458.691	90.595	633.017
76	Alumunium and articles thereof	40.997.464	71.327.348	63.467.682	108.156.895
78	Lead and articles thereof	6.512.645	3.372.370	11.252.514	5.431.223
79	Zinc and articles thereof	13.513.506	9.242.676	18.837.300	12.145.857
80	Tin and articles thereof	2.350.918	665.193	4.609.317	1.367.982
81	Other base metals	218.408	1.687.452	674.685	2.086.456
82	Tools, implements, cutlery, spoons.	3.251.459	7.093.312	4.649.589	7.864.641
83	Miscellaneous articl. Of base metal	6.705.800	12.837.246	6.870.579	12.332.637
84	Nuclear react., boilers, mech. Appli.	83.246.121	433.335.352	73.855.745	447.197.273
85	Elect. Machinery, sound rec., tvetc	53.354.202	96.960.804	29.099.727	110.111.271
86	Railway loc., tramway track and part	524.400	2.369.420	78.068	1.079.171
87	Vehicles other than railway	44.620.284	49.719.956	40.847.916	64.030.666
88	Aircraft, spacecraft and parts	30.436	2.084.223	12.468	6.896.636
89	Ships, boats and floating structures	5.145.502	19.560.544	1.687.302	6.775.687
90	Optical, photograpic, medical instr.	1.653.060	13.359.640	2.543.023	21.460.720
91	Clocks and watches and parts	375.552	978.608	493.619	959.197
92	Musical instruments	82.290	306.268	202.870	1.388.560
93	Arms and amunition	49.011	4.985.280	459.525	6.211.176
94	Furniture, bedding, lamps illum. Signs	1.892.075	2.862.548	2.851.902	5.417.855
95	Toys, games and sports requisites	1.907.960	2.340.542	2.858.951	3.694.800
96	Miscellaneous manufactured articles	3.667.615	5.427.272	5.032.999	8.068.975
97	Works of art, antiques	90.375	135.157	48.774	229.356
98	P E B T	-	-	-	-
99	Parcel and returned goods ncak	-	-	-	-
<b>TOTAL</b>		<b>15.103.777.763</b>	<b>4.684.434.133</b>	<b>14.692.892.137</b>	<b>5.115.219.183</b>

**Tabel 7b. Impor Jawa Timur Menurut 2 Digit Kelompok Barang (HS)  
Tahun 2004 - 2005**

Kode HS	Jenis Barang	2004		2005	
		Volume (Kg)	Nilai (US \$)	Volume (Kg)	Nilai (US \$)
01	Live Animals	2.511.745	2.916.199	667.406	1.065.113
02	Meat and edible meat offal	189.673	236.604	438.045	1.299.107
03	Fish, crustaceans, moluscs, oth.invert	20.583.102	63.736.799	7.871.234	11.314.466
04	Dairy produce	39.692.184	79.958.923	49.896.886	111.971.141
05	Products of animal origin, nes.	515.080	2.542.967	1.116.857	3.176.315
06	Live trees and other plants	104.081	60.107	76.595	74.189
07	Edible vegetables and certain root	149.110.459	36.399.056	177.269.738	43.280.020
08	Edible fruits and nuts	51.675.962	31.334.628	74.974.766	40.408.720
09	Coffee, tea, mate and spices	15.848.300	10.250.042	8.385.288	7.643.963
10	Cereals	1.344.472.410	250.827.548	1.160.315.628	209.757.905
11	Products of the milling industry	170.621.875	45.698.275	269.692.667	73.168.286
12	Oil seeds, grains, seeds and fruits	460.631.496	167.623.301	427.438.452	125.586.316
13	Lac, gums, resin, oth. vege. saps	751.448	2.842.746	770.162	2.673.586
14	Veg. Plaiting mat; veg. Products nes	76.211	79.397	70.247	68.941
15	Animal or vege. Fats and oils	8.399.727	8.442.133	12.399.644	10.568.959
16	Prep. Of meat, fish, crust., molluscs	343.770	751.077	325.738	669.073
17	Sugars and sugars confectionery	481.007.834	108.056.458	721.017.759	198.598.162
18	Cocoa and cocoa preparations	6.631.176	10.377.845	12.160.237	17.034.693
19	Prep. Of cereals, flour, starch, milk	8.568.408	13.246.424	5.674.283	8.895.562
20	Prep. Of vegetables, fruit, nuts	3.686.458	2.219.130	3.806.511	2.115.293
21	Miscell. Edible preparations	12.542.173	39.401.886	14.061.334	42.945.266
22	Beverages, spirit and vinegar	11.684.168	4.773.718	13.049.499	5.256.584
23	Res. And waste from food industries	1.132.291.360	381.634.895	1.288.967.876	370.943.851
24	Tobacco and manuf. Tobacco subst.	30.373.552	133.454.864	29.963.506	124.208.870
25	Salt; sulphur, earths and stone	1.526.040.457	83.874.420	1.266.091.842	95.349.466
26	Ores, slag and ash	11.829.679	5.814.874	58.307.427	49.092.601
27	Mineral fuels, mineral oil products	5.526.138.348	2.080.401.149	6.521.540.245	3.380.730.251
28	Inorganic chemicals	458.128.046	107.617.754	487.970.753	139.793.040
29	Organic chemicals	139.472.935	186.863.157	152.224.857	228.151.655
30	Pharmaceutical products	284.085	10.760.286	303.848	12.679.304
31	Fertilizers	443.308.142	68.131.885	489.606.794	92.268.355
32	Tanning and dyeing extracts	45.813.390	61.194.457	36.033.618	53.395.417
33	Essential oils and resinoids	8.053.773	61.068.086	8.915.178	69.617.011
34	Soap, washing prep., waxes, candles	29.825.076	47.939.981	26.394.482	43.797.805
35	Albuminoidal substances, enzymes	48.282.060	30.144.547	51.140.441	32.324.355
36	Explosives; matches; pyrotechnic prod	449.676	3.559.160	38.629	673.547
37	Photographic and cinematogr. Goods	130.205	361.015	217.269	638.039
38	Miscellaneous chemical products	54.373.885	78.570.218	49.579.014	88.503.937
39	Plastics and articles thereof	267.750.300	282.299.720	270.674.812	300.474.373
40	Rubber and articles thereof	20.696.755	28.510.891	20.758.110	34.253.241
41	Raw hides and skins and leather	3.271.374	12.109.675	4.929.262	16.060.173
42	Articles of leather	536.521	944.316	374.692	790.272
43	Furskins and artificial fur	39.392	42.926	36.454	65.919
44	Wood and articles of wood	72.371.376	36.991.777	118.534.972	55.538.099
45	Cork and articles of cork	67.665	130.086	47.224	97.816
46	Manufac. Of straw; basketware	111.730	289.038	144.869	454.907
47	Pulp of wood; waste of paper	1.083.112.562	269.501.561	1.017.494.816	255.975.458
48	Paper and paperboard	61.400.061	59.480.957	77.984.021	72.927.451
49	Printed books, newspaper, pictures	374.544	826.690	337.762	1.104.891
50	Silk	174.383	573.125	247.779	534.419
51	Wool; horse hair yarn, woven fabric	49.550	208.487	69.524	640.940
52	Cotton	26.620.556	45.658.405	33.797.502	42.605.342

Kode HS	Jenis Barang	2004		2005	
		Volume (Kg)	Nilai (US \$)	Volume (Kg)	Nilai (US \$)
53	Other vegetable textile fibres	1.704.121	1.853.282	1.830.720	1.946.680
54	Man-made filaments	18.450.131	63.263.384	17.446.140	62.588.831
55	Man-made staple fibres	26.322.020	43.839.626	20.086.593	37.260.518
56	Wadding; special yarn	2.239.036	4.949.753	2.808.905	7.644.581
57	Carpet and other textile floor cov.	66.890	90.283	82.865	98.612
58	Special woven fabrics	486.308	1.464.578	956.279	2.509.506
59	Impregnated, coated, covered textile	1.908.248	17.174.099	1.490.152	15.490.335
60	Knitted or crocheted fabrics	282.317	1.327.671	327.405	1.983.664
61	Articles of apparel accesories	236.538	432.099	1.425.930	3.368.768
62	Articles of apparel acces. not knit	299.721	442.611	2.343.020	5.798.317
63	Other made up textile articles	3.172.147	1.392.355	2.067.750	1.466.490
64	Footwear; part of such articles	3.637.774	7.790.544	3.286.507	8.073.547
65	Headgear and parts thereof	77.766	154.614	224.456	492.964
66	Umbrellas, whips, walking-sticks	315.023	241.150	633.352	488.628
67	Prepared feathers; artific. Flowers	339.895	696.833	228.163	260.555
68	Articles of stone, cement, mica.	12.248.916	7.282.763	13.673.744	10.436.476
69	Ceramic products	40.656.149	22.542.708	39.387.986	17.039.285
70	Glass and glassware	17.310.946	8.694.399	22.817.071	9.876.985
71	Pearls, precious and semi prec. Stone	427.186	1.321.517	174.989	3.182.190
72	Iron and steel	1.304.517.423	545.882.613	1.177.934.574	582.789.683
73	Articles of iron and steel	66.140.333	74.299.710	73.113.305	100.799.715
74	Copper and articles thereof	4.292.333	15.344.642	8.345.207	14.851.079
75	Nickel and articles thereof	132.944	606.115	119.764	416.067
76	Alumunium and articles thereof	79.918.061	151.404.536	62.765.564	132.222.327
78	Lead and articles thereof	10.430.277	8.210.944	14.413.649	11.857.721
79	Zinc and articles thereof	19.661.319	16.575.766	15.835.343	16.608.512
80	Tin and articles thereof	3.688.804	1.590.319	79.059	472.678
81	Other base metals	509.588	2.010.870	523.244	1.994.714
82	Tools, implements, cutlery, spoons.	4.192.788	7.794.646	3.813.834	8.070.747
83	Miscellaneous articl. Of base metal	5.689.633	10.128.043	8.177.931	10.737.890
84	Nuclear react., boilers, mech. Appli.	86.911.589	644.586.817	100.286.232	692.227.105
85	Elect. Machinery, sound rec., tvetc	36.617.331	126.744.464	43.984.474	160.028.207
86	Railway loc., tramway track and part	354.269	1.931.733	322.654	1.533.233
87	Vehicles other than railway	57.619.658	75.289.529	44.659.945	74.003.142
88	Aircraft, spacecraft and parts	156.089	9.432.813	330.963	22.212.444
89	Ships, boats and floating structures	37.753.270	31.219.728	41.412.426	36.820.275
90	Optical, photograpic, medical instr.	4.458.634	22.161.892	2.653.668	27.324.709
91	Clocks and watches and parts	929.780	1.634.295	778.097	1.763.975
92	Musical instruments	240.618	2.003.920	316.707	3.865.509
93	Arms and amunition	22.958	941.474	9.472	4.310.499
94	Furniture, bedding, lamps illum. Signs	3.354.651	4.195.748	6.811.056	8.341.778
95	Toys, games and sports requisites	1.418.636	1.639.312	1.785.965	2.580.051
96	Miscellaneous manufactured articles	5.357.059	6.040.265	4.824.955	5.130.017
97	Works of art, antiques	80.473	80.731	31.955	47.371
98	P E B T	-	-	-	-
99	Parcel and returned goods nca	-	-	-	-
<b>TOTAL</b>		<b>15.645.648.828</b>	<b>6.907.438.859</b>	<b>16.718.828.624</b>	<b>8.592.278.845</b>

**TABEL 8a. TIGA PULUH BESAR KELOMPOK BARANG (HS) EKSPOR JAWA TIMUR TAHUN 2002**

<b>NO URUT</b>	<b>KODE</b>	<b>DESKRIPSI</b>	<b>VOLUME (Kg)</b>	<b>NILAI ( US \$ )</b>
1	030613000	Shrimps And Prawns Frozen	41.257.297	309.147.864
2	940360000	Other Wooden Furniture	132.016.584	243.251.442
3	740311000	Cathodes And Sections Of Cathodes	127.299.080	192.800.274
4	482359000	Other Paper And Paperboard For Writing	251.419.047	187.608.131
5	740319000	Other Refined Copper	6.789.918	166.465.741
6	480252200	Woodfree Writing/Printing Paper	219.719.845	136.061.221
7	481011200	Coated Writing And Printing Paper Lt. 150 G	183.833.277	121.830.011
8	292241000	Lysine And Its Esters;Salts Thereof	90.874.873	121.530.158
9	441890000	Other Builders Of Woods	119.869.340	85.060.146
10	481012100	Coated Writing And Printing Paper > 150 G	109.169.995	81.100.499
11	270900100	Crude Oil To Be Refined	427.975.000	76.219.758
12	292242210	Msg (Mono Sodium Glutamate)	90.471.996	64.721.545
13	160414100	Tuna, Skipjack And Bonito In Air Tight Containers	25.241.900	57.287.055
14	442010000	Statuettes And Other Ornaments, Of Woods	32.073.730	56.786.048
15	482010000	Registers, Account Books, Note Bookand Similars	56.968.800	55.268.763
16	240110900	Tobacco, Not Stemmed/Stripped Of Other Than Virginia	28.235.386	55.235.959
17	441300000	Densified Wood, In Blocks, Plates, Strips Or Profile Shapes	85.245.137	54.480.354
18	441219900	Other Plywood With Outer Ply Of Other Woods	84.911.733	49.210.999
19	940180100	Other Seat Of Wood Or Of Wickerwork	20.335.804	48.198.129
20	940150100	Seats Of Rattan	17.870.122	44.412.849
21	400122160	Sir 20	63.059.325	43.368.638
22	240220200	Machine-Made Glove Cigarettes	3.327.958	41.271.825
23	441213000	Plywood With At Least One Outer Ply Of Tropical Wood Lt. 6 Mm Thick.	85.944.786	41.084.723
24	940350000	Wooden Furniture Of A Kind Used Inthe Bedroom	21.378.980	40.805.916
25	721310100	Flat-Rolled Prod.Containing Indent-Ation,Ribs,Grooves,5Mm= Lt.Thick= L	168.573.521	37.994.277
26	740200000	Unrefined Copper; Copper Anodes Forelectrolytic Refining	14.413.773	35.461.261
27	240220900	Other Cigarettes	5.639.188	34.511.719
28	290544000	D-Glucitol (Sorbitol)	99.222.820	34.343.833
29	700521900	Oth.Float Glass Oth.Non-Wired Glasscolor Throughout The Mass Rectangular	88.808.749	33.302.978
30	481091000	Multi-Ply Paper And Paperboard	93.184.143	33.262.251
<b>LAINNYA</b>			4.354.146.146	2.684.868.200
<b>TOTAL</b>			7.149.278.253	5.266.952.567

**TABEL 8b. TIGA PULUH BESAR KELOMPOK BARANG (HS) EKSPOR JAWA TIMUR TAHUN 2003**

<b>NO URUT</b>	<b>KODE</b>	<b>DESKRIPSI</b>	<b>VOLUME (Kg)</b>	<b>NILAI ( US \$ )</b>
1	030613000	Shrimps And Prawns Frozen	49.084.697	326.922.752
2	940360000	Other Wooden Furniture	138.873.596	241.146.044
3	740311000	Cathodes And Sections Of Cathodes	126.390.153	204.120.381
4	482359000	Other Paper And Paperboard For Writing	248.070.851	187.227.156
5	270900100	Crude Oil To Be Refined	853.497.000	184.234.449
6	740319000	Other Refined Copper	68.739.398	168.933.899
7	292241000	Lysine And Its Esters;Salts Thereof	91.314.972	164.596.374
8	481011200	Coated Writing And Printing Paper Lt. 150 G	184.054.386	126.457.608
9	480252200	Woodfree Writing/Printing Paper	171.514.272	114.890.786
10	392610000	Office Or School Supplies Of Plastics	11.063.118	79.072.265
11	441890000	Other Builders Of Woods	98.489.740	77.498.730
12	400122160	Sir 20	82.135.984	72.910.372
13	442010000	Statuettes And Other Ornaments, Of Woods	37.032.783	72.030.084
14	481012100	Coated Writing And Printing Paper > 150 G	80.347.728	62.636.989
15	160414100	Tuna, Skipjack And Bonito In Air Tight Containers	26.760.471	61.509.098
16	292242210	Msg (Mono Sodium Glutamate)	69.902.324	59.438.685
17	441219900	Other Plywood Withouter Ply Of Other Woods	101.866.596	58.824.856
18	482010000	Registers, Account Books, Note Bookand Similars	54.370.818	55.028.170
19	940180100	Other Seat Of Wood Or Of Wickerwork	20.467.037	50.010.360
20	940350000	Wooden Furniture Of A Kind Used Inthe Bedroom	18.107.802	49.027.015
21	740200000	Unrefined Copper; Copper Anodes Forelectrolytic Refining	17.055.407	47.552.097
22	940150100	Seats Of Rattan	19.063.046	46.319.877
23	441300000	Densified Wood, In Blocks, Plates, Strips Or Profile Shapes	60.078.296	44.794.789
24	441213000	Plywood With At Least One Outer Ply Of Tropical Wood Lt. 6 Mm Thickne	78.241.830	42.836.687
25	293361000	Melamine	61.786.243	40.683.502
26	240110900	Tobacco, Not Stemmed/Stripped Of Other Than Virginia	24.214.282	40.216.024
27	291735000	Phthalic Anhydride	80.904.842	40.075.587
28	870870110	Road Wheels For Assembling Or Manu-Facturing Of Sedan & Station Wagon	10.689.697	38.945.386
29	080131000	Cashew Nut In Shell	56.728.912	36.578.333
30	700521900	Oth.Float Glass Oth.Non-Wired Glasscolor Throughout The Mass Rectangu	82.155.946	34.442.991
<b>LAINNYA</b>			4.149.817.457	2.839.813.930
<b>TOTAL</b>			7.172.819.684	5.668.775.276

**TABEL 8c. TIGA PULUH BESAR KELOMPOK BARANG (HS) EKSPOR JAWA TIMUR TAHUN 2004**

<b>NO URUT</b>	<b>KODE</b>	<b>DESKRIPSI</b>	<b>VOLUME (Kg)</b>	<b>NILAI ( US \$ )</b>
1	030613000	Shrimps And Prawns Frozen	45.371.569	318.719.706
2	940360000	Other Wooden Furniture	135.604.613	249.866.827
3	740311000	Cathodes And Sections Of Cathodes	86.224.549	248.273.436
4	292241000	Lysine And Its Esters;Salts Thereof	117.622.209	195.233.170
5	480252200	Woodfree Writing/Printing Paper	261.131.882	189.691.962
6	270900100	Crude Oil To Be Refined	578.432.080	168.301.167
7	481011200	Coated Writing And Printing Paper Lt. 150 G	177.324.603	129.615.813
8	400122160	Sir 20	107.332.327	126.590.878
9	740319000	Other Refined Copper	1.567.663	120.954.777
10	481011900	Other Writing And Printing Paper Lt. 150 G	150.622.841	110.367.120
11	480220000	Paper And Paperboard Of A Kind Usedas A Base For Photo-Sensitive	120.560.320	93.674.272
12	870870900	Other Road Wheels And Parts	20.729.732	80.862.716
13	482359000	Other Paper And Paperboard For Writing	96.444.974	75.400.182
14	160414100	Tuna, Skipjack And Bonito In Air Tight Containers	28.038.331	75.369.410
15	441219900	Other Plywood Withouter Ply Of Other Woods	112.566.331	74.708.614
16	160520000	Shrimps And Prawns Prepared Or Pre Served	9.533.600	70.512.541
17	482010000	Registers, Account Books, Note Bookand Similars	68.211.202	70.018.383
18	441890000	Other Builders Of Woods	85.663.426	69.479.711
19	940350000	Wooden Furniture Of A Kind Used Inthe Bedroom	30.145.467	64.989.092
20	440920915	Wood, Beaded, Moulded Of Non Coniferous Of Cempaka, Kapur, Keruing	87.419.858	61.629.962
21	292242210	Msg (Mono Sodium Glutamate)	69.811.614	58.884.338
22	441830000	Parquet Panel Of Woods	40.519.447	57.012.495
23	441300000	Densified Wood, In Blocks, Plates, Strips Or Profile Shapes	58.634.426	54.760.240
24	392321000	Sacks And Bags Of Polymers Of Ethylene	30.734.140	50.247.524
25	442010000	Statuettes And Other Ornaments, Of Woods	27.359.421	50.126.963
26	080131000	Cashew Nut In Shell	56.023.869	49.751.936
27	700521900	Oth.Float Glass Oth.Non-Wired Glasscolor Throughout The Mass Rectangu	111.181.524	48.848.735
28	920790000	Oth Musical Instruments That Ampli-Fied Electrically	5.302.298	45.364.056
29	240110900	Tobacco, Not Stemmed/Stripped Of Other Than Virginia	25.881.077	42.939.699
30	720890000	Oth. Of Flat Rolled Prod.Of Iron Ornon-Alloy Steel That Width >=600 Mm	70.053.479	42.073.656
	<b>LAINNYA</b>		4.503.191.535	3.268.928.060
	<b>TOTAL</b>		7.319.240.407	6.363.197.441

**TABEL 8d. TIGA PULUH BESAR KELOMPOK BARANG (HS) EKSPOR JAWA TIMUR TAHUN 2005**

<b>NO URUT</b>	<b>KODE</b>	<b>DESKRIPSI</b>	<b>VOLUME (Kg)</b>	<b>NILAI ( US \$ )</b>
1	740311000	Cathodes And Sections Of Cathodes	136.329.748	496.136.379
2	480252200	Woodfree Writing/Printing Paper	463.703.465	349.473.612
3	030613000	Shrimps And Prawns Frozen	46.396.402	317.791.461
4	270900100	Crude Oil To Be Refined	785.208.000	317.187.447
5	940360000	Other Wooden Furniture	143.638.665	284.691.349
6	481011900	Other Writing And Printing Paper Lt. 150 G	285.999.601	207.048.520
7	400122160	Sir 20	161.735.676	206.673.431
8	740319000	Other Refined Copper	143.713.170	169.698.284
9	292241000	Lysine And Its Esters;Salts Thereof	121.262.051	136.490.866
10	870870900	Other Road Wheels And Parts	28.349.179	116.128.634
11	160520000	Shrimps And Prawns Prepared Or Pre Served	13.778.502	106.828.810
12	440920915	Wood, Beaded, Moulded Of Non Coniferous Of Cempaka, Kapur, Keruing	156.864.810	105.815.104
13	441890000	Other Builders Of Woods	108.354.301	95.510.136
14	854430000	Ignition Wiring Set&Oth. Wiring Setof A Kind Used In Vehicle,Aircraft	6.899.182	82.739.720
15	160414100	Tuna, Skipjack And Bonito In Air Tight Containers	30.187.169	80.827.553
16	940350000	Wooden Furniture Of A Kind Used Inthe Bedroom	35.773.268	80.723.063
17	441219900	Other Plywood Withouter Ply Of Other Woods	118.356.781	79.321.935
18	441830000	Parquet Panel Of Woods	58.659.758	78.686.938
19	090111300	Coffee,Not Roasted Not Decaffeinaterobusta Oib	63.452.502	71.708.941
20	760611119	Oth.Venetian Blind Slat,Of Almuniumnot Alloyed > 1000 Mm In Width	27.706.608	69.518.751
21	482010000	Registers, Account Books, Note Bookand Similars	59.398.795	63.865.665
22	292242210	Msg (Mono Sodium Glutamate)	69.376.591	61.063.626
23	721391110	Oth Bar & Rocks,Hot,Rolld,Dia Lt.14Mm Containing By Weight 0.77% Or Mo	160.718.935	59.138.736
24	240220900	Other Cigarettes	4.207.923	57.006.143
25	720890000	Oth. Of Flat Rolled Prod.Of Iron Ornon-Alloy Steel That Width >=600 Mm	94.286.650	56.757.593
26	080131000	Cashew Nut In Shell	65.328.997	55.194.355
27	640610000	Uppers And Parts Thereof,Other Thanstiffeners	1.121.306	53.445.724
28	240110900	Tobacco, Not Stemmed/Stripped Of Other Than Virginia	26.343.077	53.177.261
29	442010000	Statuettes And Other Ornaments, Of Woods	27.633.799	51.625.331
30	920790000	Oth Musical Instruments That Ampli-Fied Electrically	5.574.922	51.596.077
<b>LAINNYA</b>			3.503.496.425	3.417.091.382
<b>TOTAL</b>			6.953.856.258	7.432.962.827



**TABEL 9a. TIGA PULUH BESAR KELOMPOK BARANG (HS) IMPOR JAWA TIMUR TAHUN 2002**

<b>NO URUT</b>	<b>KODE</b>	<b>DESKRIPSI</b>	<b>VOLUME (Kg)</b>	<b>NILAI ( US \$ )</b>
1	271000600	Distillate Fuel Oils	3.621.212.344	755.466.696
2	100190190	Wheat Other Than Seeds	1.646.234.505	236.425.159
3	271000300	Kerosene, Other Than Kerosene Jet Fuel Type	899.739.847	201.545.791
4	271000290	Other Motor Spirit	725.407.789	171.712.920
5	230400000	Oil-Cake & Oth Solid Res. Resultingfrom The Extract Of Soya Bean Oil	642.074.510	134.543.392
6	120100900	Other Soya Beans Whether Or Not Broken	468.381.579	104.701.750
7	240310100	Blended Tobacco Of Burley Type	13.573.790	91.115.011
8	290241000	O-Xylene	107.159.288	45.843.728
9	230990991	Meat Bone Meal And Hydrolised Fea Ther Meal	175.661.526	44.539.040
10	842240000	Other Packing Or Wrapping Machinery	963.490	44.095.905
11	240120100	Tabacco, Partly Or Wholly Stemmed/ Stripped Virginia Type Flue Cured	17.083.271	42.824.099
12	470321000	Chemical Wood Pulp,Soda Or Sulphatebleached, Of Coniferous	96.332.524	42.709.666
13	540342000	Multiple Yarn Lt.67Decitex Of Cellulose Acetate	12.414.285	42.208.276
14	170111000	Cane Sugar	183.888.710	37.940.226
15	120100100	Soya Beans, Whether Or Not Brokenyellow	174.170.791	37.832.465
16	847810900	Other Machinery For Preparing Or Making Up Tobacco	1.264.305	36.972.126
17	330290000	Mixtures Of Odoriferous Substances For Other Purposes	3.330.706	36.370.819
18	470710100	Waste Of Paper/P.Board Of Unbleach Kraft Paper For Paper Making Purp.	327.542.455	35.626.565
19	720429000	Oth. Waste And Scrap Of Alloy Steel	267.487.501	33.696.994
20	290122000	Unsaturated Propene (Propylene)	73.149.891	33.593.562
21	100640000	Broken Rice	194.521.815	33.555.593
22	390210200	Polypropylene In Granules	57.408.690	31.848.603
23	070320000	Garlic Fresh Or Chilled	135.007.262	31.214.170
24	100590000	Maize ( Corn ) Other Seeds	265.505.008	30.091.002
25	470329000	Chemical Wood Pulp,Soda Or Sulphatebleached, Of Non-Coniferous	75.151.612	29.768.116
26	720719000	Other Semi Finished Product Of Ironor Non-Alloy Steel ,Carbon Lt.0,25	143.591.933	25.101.253
27	283620000	Disodium Carbonate	172.882.389	24.374.644
28	381121900	Additives For Lubricating Oils Not For Retail Sale	12.639.260	23.233.921
29	040210100	Milk & Cream Of Fat Lte. 1.5% Added Sugar In Pow'R Form,In Pack.>=25	13.955.224	23.077.780
30	470730100	For Paper Making Purposes	175.775.769	21.739.465
	<b>Lainnya</b>		4.400.265.694	2.200.665.396
	<b>TOTAL</b>		15.103.777.763	4.684.434.133

**TABEL 9b. TIGA PULUH BESAR KELOMPOK BARANG (HS) IMPOR JAWA TIMUR TAHUN 2003**

<b>NO URUT</b>	<b>KODE</b>	<b>DESKRIPSI</b>	<b>VOLUME (Kg)</b>	<b>NILAI ( US \$ )</b>
1	271000600	Distillate Fuel Oils	3.452.746.080	843.444.043
2	271000290	Other Motor Spirit	746.227.664	223.719.780
3	271000300	Kerosene, Other Than Kerosene Jet Fuel Type	774.522.613	199.199.941
4	230400000	Oil-Cake & Oth Solid Res. Resultingfrom The Extract Of Soya Bean Oil	764.150.630	178.127.458
5	100190190	Wheat Other Than Seeds	982.750.194	162.460.903
6	120100900	Other Soya Beans Whether Or Not Broken	346.152.753	91.586.529
7	470321000	Chemical Wood Pulp,Soda Or Sulphatebleached, Of Coniferous	131.451.287	63.719.589
8	240120100	Tabacco, Partly Or Wholly Stemmed/ Stripped Virginia Type Flue Cured	19.891.036	61.217.532
9	170111000	Cane Sugar	312.611.790	58.045.832
10	240310100	Blended Tobacco Of Burley Type	8.625.614	56.979.678
11	470710100	Waste Of Paper/P.Board Of Unbleach Kraft Paper For Paper Making Purp.	413.952.311	53.244.731
12	847810900	Other Machinery For Preparing Or Making Up Tobacco	2.278.950	49.163.863
13	230990991	Meat Bone Meal And Hydrolised Feather Meal	175.346.603	48.392.625
14	720719000	Other Semi Finished Product Of Ironor Non-Alloy Steel ,Carbon Lt.0,25	183.600.718	43.561.339
15	760110000	Unwrought Aluminium, Not Alloyed	28.921.689	43.226.478
16	330290000	Mixtures Of Odoriferous Substances For Other Purposes	3.486.858	42.220.068
17	271000400	Jet Fuel	147.334.662	41.917.095
18	390210200	Polypropylene In Granules	56.474.053	38.624.631
19	540342000	Multiple Yarn Lt.67Decitex Of Cellulose Acetate	11.421.503	38.559.920
20	290241000	O-Xylene	71.414.578	38.053.045
21	100590000	Maize ( Corn ) Other Seeds	272.118.413	33.305.328
22	470329000	Chemical Wood Pulp,Soda Or Sulphatebleached, Of Non-Coniferous	70.018.689	31.622.013
23	290122000	Unsaturated Propene (Propylene)	51.598.182	31.389.630
24	100630000	Semi-Milled Or Wholly Milled Rice, Whether Or Not Polished Or Glazed	148.130.260	31.313.353
25	760120000	Unwrought Aluminium, Alloyed	18.190.881	29.263.216
26	110100000	Wheat Or Meslin Flour.	130.812.173	29.148.523
27	070320000	Garlic Fresh Or Chilled	127.841.798	29.128.865
28	040210100	Milk & Cream Of Fat Lte. 1.5% Added Sugar In Pow'R Form,In Pack.>=25	14.776.981	28.897.143
29	251010000	Natural Calcium Phosphates Unground	793.117.970	28.646.107
30	520100000	Cotton, Not Carded Or Combed	22.872.789	28.586.047
	<b>Lainnya</b>		4.410.052.415	2.438.453.878
	<b>TOTAL</b>		14.692.892.137	5.115.219.183

**TABEL 9c. TIGA PULUH BESAR KELOMPOK BARANG (HS) IMPOR JAWA TIMUR TAHUN 2004**

<b>NO URUT</b>	<b>KODE</b>	<b>DESKRIPSI</b>	<b>VOLUME (Kg)</b>	<b>NILAI ( US \$ )</b>
1	271000600	Distillate Fuel Oils	3.752.408.233	1.374.090.448
2	271000290	Other Motor Spirit	895.412.306	374.290.087
3	271000300	Kerosene, Other Than Kerosene Jet Fuel Type	743.982.331	292.167.154
4	230400000	Oil-Cake & Oth Solid Res. Resultingfrom The Extract Of Soya Bean Oil	757.251.899	237.029.781
5	100190190	Wheat Other Than Seeds	1.193.099.880	219.288.217
6	120100900	Other Soya Beans Whether Or Not Broken	401.489.250	146.001.477
7	847810900	Other Machinery For Preparing Or Making Up Tobacco	3.097.279	101.377.361
8	720712100	Rectangular Billets ,Carbon Lt. 0,25%	223.947.835	95.311.938
9	760110000	Unwrought Aluminium, Not Alloyed	47.751.730	83.207.291
10	720429000	Oth. Waste And Scrap Of Alloy Steel	271.975.721	82.000.413
11	230990991	Meat Bone Meal And Hydrolised Feather Meal	178.798.985	76.545.214
12	720310000	Ferrous Products Obtained By Directreduction Of Iron Ore	280.302.296	75.620.922
13	470321000	Chemical Wood Pulp,Soda Or Sulphatebleached, Of Coniferous	130.476.655	72.347.573
14	842240000	Other Packing Or Wrapping Machinery	924.830	65.141.483
15	720711100	Slabs Of Rectangular Of Iron Or Non-Alloy Steel Carbon Lt. 0,25 %	149.876.212	64.989.484
16	390210200	Polypropylene In Granules	73.669.492	63.265.907
17	170111000	Cane Sugar	287.060.000	61.651.093
18	470710100	Waste Of Paper/P.Board Of Unbleach Kraft Paper For Paper Making Purp.	439.026.049	57.160.663
19	240120100	Tabacco, Partly Or Wholly Stemmed/ Stripped Virginia Type Flue Cured	14.267.313	54.808.024
20	030613000	Shrimps And Prawns Frozen	12.189.603	51.600.191
21	540342000	Multiple Yarn Lt.67Decitex Of Cellulose Acetate	15.118.625	50.819.721
22	470329000	Chemical Wood Pulp,Soda Or Sulphatebleached, Of Non-Coniferous	107.360.381	50.774.221
23	240310100	Blended Tobacco Of Burley Type	7.370.805	47.365.979
24	330290000	Mixtures Of Odoriferous Substances For Other Purposes	3.739.963	46.034.240
25	040210100	Milk & Cream Of Fat Lte. 1.5% Added Sugar In Pow'R Form,In Pack.>=25	20.536.324	45.125.482
26	310420000	Potassium Chloride	249.724.366	38.127.698
27	470730100	For Paper Making Purposes	229.088.783	35.139.273
28	843999000	Other Parts Of Machinery For Makingpulp Of Fibrous Cellulosic Materia	4.455.520	34.619.027
29	170199191	Other Raw Sugar Refined White For Pharmaceutical Industry	132.925.700	33.627.968
30	390110200	Polyethylene With A Specific Gravity Offt. 0.94; Granules	39.850.034	33.091.479
	<b>Lainnya</b>		4.978.470.428	2.844.819.050
	<b>TOTAL</b>		15.645.648.828	6.907.438.859

**TABEL 9d. TIGA PULUH BESAR KELOMPOK BARANG (HS) IMPOR JAWA TIMUR TAHUN 2005**

<b>NO URUT</b>	<b>KODE</b>	<b>DESKRIPSI</b>	<b>VOLUME (Kg)</b>	<b>NILAI ( US \$ )</b>
1	271000600	Distillate Fuel Oils	4.005.115.369	2.016.569.336
2	271000290	Other Motor Spirit	1.457.014.540	829.832.193
3	271000300	Kerosene, Other Than Kerosene Jet Fuel Type	840.849.879	466.678.770
4	230400000	Oil-Cake & Oth Solid Res. Resultingfrom The Extract Of Soya Bean Oil	881.936.200	227.176.457
5	100190190	Wheat Other Than Seeds	1.071.349.981	190.366.884
6	720712100	Rectangular Billets ,Carbon Lt. 0,25%	267.636.014	116.885.463
7	120100900	Other Soya Beans Whether Or Not Broken	387.869.254	110.455.826
8	170111000	Cane Sugar	391.065.030	100.167.213
9	230990991	Meat Bone Meal And Hydrolised Feather Meal	217.831.633	83.680.825
10	760110000	Unwrought Aluminium, Not Alloyed	36.552.917	72.005.185
11	170199191	Other Raw Sugar Refined White For Pharmaceutical Industry	217.354.798	68.108.757
12	720711100	Slabs Of Rectangular Of Iron Or Non-Alloy Steel Carbon Lt. 0,25 %	167.212.022	65.648.459
13	842240000	Other Packing Or Wrapping Machinery	812.911	61.571.965
14	240120100	Tabacco, Partly Or Wholly Stemmed/ Stripped Virginia Type Flue Cured	16.937.723	59.467.656
15	390210200	Polypropylene In Granules	60.268.777	57.823.742
16	040229000	Other Milk & Cream Cont Added Sugar	20.570.134	56.831.218
17	470710100	Waste Of Paper/P.Board Of Unbleach Kraft Paper For Paper Making Purp.	413.709.512	55.992.450
18	470321000	Chemical Wood Pulp,Soda Or Sulphatebleached, Of Coniferous	108.067.533	55.628.817
19	310420000	Potassium Chloride	256.006.882	53.803.661
20	540342000	Multiple Yarn Lt.67Decitex Of Cellulose Acetate	14.813.900	51.582.615
21	847810900	Other Machinery For Preparing Or Making Up Tobacco	2.871.999	47.924.847
22	330290000	Mixtures Of Odoriferous Substances For Other Purposes	3.394.541	47.610.880
23	470329000	Chemical Wood Pulp,Soda Or Sulphatebleached, Of Non-Coniferous	90.314.442	46.506.787
24	110100000	Wheat Or Meslin Flour.	170.391.811	45.560.058
25	260300000	Copper Ores And Concentrates.	47.803.930	44.019.635
26	283620000	Disodium Carbonate	210.389.821	42.024.695
27	720310000	Ferrous Products Obtained By Directreduction Of Iron Ore	146.506.955	41.998.415
28	390110200	Polyethylene With A Specific Gravity Oflt. 0.94; Granules	55.333.467	40.744.913
29	843999000	Other Parts Of Machinery For Makingpulp Of Fibrous Cellulosic Materia	3.503.534	40.709.590
30	720839000	Other Of Flat Rolled Prod. Of Iron In Coils Of A Thickness Of Lt. 3 M	65.272.555	39.459.359
	<b>Lainnya</b>		5.090.070.560	3.355.442.174
	<b>TOTAL</b>		16.718.828.624	8.592.278.845

**Tabel10a . EKSPOR JAWA TIMUR MENURUT NEGARA TUJUAN UTAMA TAHUN 2002 - 2003**

No. Urut/ Number	Kode Code	Negara Tujuan <i>Country of Destination</i>	2002		2003	
			Volume <i>Net Weight</i> (Kg)	Nilai <i>FOB Value</i> ( US \$ )	Volume <i>Net Weight</i> (Kg)	Nilai <i>FOB Value</i> ( US \$ )
1	111	JAPAN	817.620.566	1.093.539.944	947.495.223	1.191.384.834
2	112	HONG KONG	278.778.467	213.105.976	168.709.244	159.935.283
3	113	KOREA, DEMOCRATIC PEOPLE'S REPUB	161.494	102.648	54.220	140.052
4	114	KOREA, REPUBLIC OF	667.558.192	174.556.575	280.771.965	178.116.588
5	115	TAIWAN, PROVINCE OF CHINA	457.462.447	156.468.217	394.940.441	216.157.361
6	116	CHINA	607.186.462	259.150.735	1.044.931.950	397.176.638
7	117	MONGOLIA	555.382	559.732	563.725	413.177
8	118	MACAU	345.009	203.503	175.308	350.322
9	119	OTHER EAST ASIA	-	-	19.000	39.948
10	120	PAPUA NEW GUINEA	3.731.336	2.300.021	3.159.400	3.903.978
11	121	THAILAND	252.820.678	184.407.869	255.805.955	207.042.785
12	122	SINGAPORE	187.452.756	178.565.534	370.879.842	173.350.842
13	123	PHILIPPINES	142.015.308	90.192.825	98.657.409	62.968.719
14	124	MALAYSIA	348.285.160	249.171.843	456.954.376	305.292.057
15	125	MYANMAR (FORM. BURMA)	24.016.798	11.467.145	14.282.973	12.064.848
16	126	CAMBODIA	14.464.625	5.265.366	18.791.626	4.841.795
17	127	BRUNEI DARUSSALAM	2.540.111	1.479.480	3.029.936	1.726.638
18	128	LAO PEOPLE'S DEMOCRATIC REPUBLIC	33.696	45.630	11.036	77.917
19	129	NEPAL	992.465	1.066.478	560.775	484.375
20	130	BHUTAN	-	-	-	-
21	131	VIET NAM	197.456.304	95.165.548	184.423.212	114.954.060
22	132	MALDIVES	1.721.036	2.550.862	1.733.279	2.196.515
23	133	INDIA	216.017.000	70.521.940	197.116.613	81.495.713
24	134	PAKISTAN	58.495.961	29.657.149	39.485.188	25.044.859
25	135	BANGLADESH	78.503.228	27.620.739	352.290.800	33.960.672
26	136	SRI LANKA	24.282.002	18.428.287	18.282.948	14.274.201
27	137	AFGHANISTAN	470.584	488.356	2.202.846	3.808.639
28	141	IRAQ	2.955.907	1.702.624	1.807.255	1.095.389
29	142	IRAN (ISLAMIC REPUBLIC OF)	33.777.973	15.490.854	41.072.431	21.028.634
30	143	SAUDI ARABIA	82.255.847	65.215.741	84.137.879	59.342.948
31	145	KUWAIT	26.075.075	11.963.873	21.788.208	9.548.460
32	146	JORDAN	19.290.917	16.779.025	14.701.097	13.229.837
33	148	LEBANON	6.530.367	5.206.833	5.204.588	4.713.653
34	149	PALESTINA	341.199	202.269	66.305	62.847
35	151	YEMEN	11.846.746	8.396.988	9.868.327	6.975.684
36	152	OMAN	4.802.675	3.732.063	4.091.521	3.350.632
37	153	SYRIA ARAB REPUBLIC	7.481.750	5.312.155	3.411.531	2.820.448
38	154	TURKEY	10.389.550	8.666.036	14.849.639	11.748.596
39	155	UNITED ARAB EMIRATES	51.953.716	56.625.014	52.524.092	52.293.609
40	156	QATAR	3.520.816	2.301.469	3.167.982	2.006.357
41	157	BAHRAIN	3.954.799	2.911.812	5.159.773	3.645.421
42	158	CYPRUS	818.954	972.803	680.790	892.944
43	159	OTH.WEST ASIA	7.500	39.763	-	-
44	211	EGYPT	24.804.923	23.423.745	21.856.583	22.048.050
45	212	LIBYAN ARAB JAMAHIRIYA	324.448	272.570	144.614	109.006
46	213	MOROCCO	3.335.795	3.248.681	3.390.489	3.445.065
47	214	TUNISIA	243.693	280.980	339.658	246.409
48	215	ALGERIA	11.810.872	6.124.858	2.401.536	1.304.642
49	216	SUDAN	4.354.315	3.417.800	3.340.271	2.719.071
50	217	ERITREA	911.712	573.195	274.922	231.872
51	219	NAMIBIA	264.182	233.911	277.147	142.742
52	221	ETHIOPIA	361.125	613.128	376.516	516.339

No. Urut/ Number	Kode Code	Negara Tujuan <i>Country of Destination</i>	2002		2003	
			Volume <i>Net Weight</i> (Kg)	Nilai <i>FOB Value</i> ( US \$ )	Volume <i>Net Weight</i> (Kg)	Nilai <i>FOB Value</i> ( US \$ )
53	222	TANZANIA, UNITED REPUBLIC OF	2.471.384	1.703.809	2.431.846	1.461.717
54	223	MADAGASCAR	2.564.815	1.789.843	3.272.919	1.901.665
55	224	SOMALIA	170.706	1.178.614	14.206	88.075
56	225	KENYA	2.940.781	1.822.628	4.263.770	2.828.525
57	226	REUNION	2.137.720	3.865.690	2.743.416	4.599.753
58	227	MOZAMBIQUE	1.322.394	1.013.830	2.676.917	6.131.143
59	228	BOTSWANA	28.121	16.829	4.989	5.129
60	229	EQUATORIAL GUINEA	116.494	94.160	55.592	44.332
61	230	TOGO	2.426.774	2.514.655	5.317.507	4.372.314
62	231	GHANA	8.793.992	5.792.503	7.544.440	6.704.601
63	232	LIBERIA	595.504	352.045	949.242	1.392.643
64	233	GUINEA	382.596	341.696	1.586.104	1.089.302
65	234	ANGOLA	2.148.495	1.734.805	4.823.771	3.491.648
66	235	CONGO	3.146.355	2.086.167	3.602.851	2.886.740
67	236	CAMEROON	3.404.711	2.087.523	3.326.289	1.977.284
68	237	NIGERIA	256.082.176	23.024.389	17.979.223	16.001.607
69	238	SIERRA LEONE	742.384	538.265	654.606	506.121
70	239	GABON	342.227	311.193	399.811	477.857
71	240	COTE D'IVOIRE	2.448.858	2.111.093	851.355	723.697
72	241	SENEGAL	582.061	921.084	1.050.896	1.318.417
73	242	MAURITANIA	2.362.622	1.960.640	2.922.014	2.417.578
74	243	MALI	672.573	865.972	1.531.780	1.090.293
75	244	BENIN	3.685.061	3.429.749	5.109.135	4.760.375
76	245	BURKINA FASO	130.957	96.882	79.619	46.020
77	247	GAMBIA	627.549	668.692	1.065.185	708.064
78	248	U.S. VIRGIN ISLANDS	36.651	105.367	134.097	160.352
79	249	SEYCHELLES	253.571	325.508	139.690	120.632
80	251	UGANDA	230.415	125.135	298.955	183.145
81	252	CENTRAL AFRICAN REPUBLIC	38	620	26.467	26.708
82	253	NIGER	100.951	178.008	190.692	271.357
83	254	CHAD	17.518	12.635	13.365	16.744
84	255	DJIBOUTI	4.378.110	4.956.112	4.377.270	5.066.994
85	256	SAINT HELENA	44.978	22.950	26.312	40.141
86	257	SAO TOME AND PRINCIPE	238.633	372.000	36.510	110.785
87	260	SWAZILAND	24.319	46.361	22.214	119.085
88	261	SOUTH AFRICA	30.155.817	17.397.650	39.362.739	27.347.003
89	262	ZIMBABWE	564.948	608.816	350.889	360.255
90	263	ZAMBIA	99.610	127.296	66.321	53.877
91	264	MALAWI	41.844	41.209	56.382	50.260
92	265	COMOROS	455.287	347.331	599.877	479.636
93	266	BURUNDI	3.935	34.678	37.422	29.189
94	267	MAURITIUS	8.618.264	3.106.509	12.774.723	4.612.044
95	268	RWANDA	68.500	129.437	47.191	16.827
96	269	ZAIRE	1.091.823	986.689	1.297.831	1.292.868
97	298	VIRGIN ISLANDS (BRITISH)	34.986	47.633	37.225	63.456
98	311	AUSTRALIA	617.570.891	252.670.763	680.766.968	288.415.764
99	312	NEW ZEALAND	59.559.841	50.301.015	54.135.287	42.954.536
100	318	MICRONESIA, FEDERATED STATES OF	9.435	19.778	51.380	78.760
101	319	GUAM	418.506	363.336	595.033	731.440
102	320	PALAU	25.043	14.172	-	-
103	321	NAURU	27.877	18.138	182.878	156.788
104	322	NEW CALEDONIA	767.395	1.190.029	1.677.724	1.842.855
105	323	NIUE	2.225	6.875	8.526	26.896
106	324	NORTHERN MARIANA ISLANDS	62.234	92.167	25.743	40.865

No. Urut/ Number	Kode Code	Negara Tujuan <i>Country of Destination</i>	2002		2003	
			Volume <i>Net Weight</i> (Kg)	Nilai <i>FOB Value</i> ( US \$ )	Volume <i>Net Weight</i> (Kg)	Nilai <i>FOB Value</i> ( US \$ )
107	325	SAINT VINCENT AND THE GRENADINES	3.440	6.968	97.374	86.268
108	326	VANUATU	260.511	77.603	274.669	185.452
109	327	WALLIS AND FUTUNA ISLANDS	5.000	3.227	42.898	33.444
110	328	BRITISH INDIAN OCEAN TERRITORY	-	-	15.735	11.239
111	329	OTH.OCEANIA	76.487	91.891	318.031	130.442
112	331	AMERICAN SAMOA	373.743	239.440	513.502	770.786
113	332	COOK ISLANDS	67.946	118.229	60.563	114.430
114	333	FIJI	3.466.833	2.798.618	4.087.730	3.104.952
115	334	KIRIBATI	115.269	98.102	15.644	9.584
116	335	MARSHALL ISLANDS	-	-	48.192	49.123
117	336	SAMOA	1.212.221	4.522.735	472.856	1.569.390
118	337	SOLOMON ISLANDS	118.796	54.317	249.186	227.503
119	338	TONGA	647.502	158.504	543.805	239.839
120	339	TUVALU	1.957	1.640	-	-
121	340	CHRISTMAS ISLANDS	620.000	19.518	5.999	5.689
122	342	COCOS (KEELING) ISLANDS	66.978	25.547	414.217	147.626
123	343	TOKELAU	153.043	166.349	130.083	128.919
124	391	EAST TIMOR	56.774.682	18.797.139	50.781.113	20.906.121
125	411	UNITED STATES	443.120.476	793.663.047	436.899.425	789.931.920
126	412	CANADA	49.853.701	61.883.109	47.567.746	58.774.778
127	421	MEXICO	8.747.446	19.340.706	6.711.423	8.449.827
128	422	GUATEMALA	1.964.788	1.261.665	1.911.676	1.144.078
129	423	HONDURAS	271.071	422.841	293.568	379.735
130	424	NICARAGUA	173.580	211.923	166.862	473.279
131	425	PANAMA	3.433.896	3.032.761	3.400.764	3.286.801
132	426	CUBA	118.583	144.036	15.505	27.243
133	427	CURACAO	18.000	35.407	218.474	53.584
134	428	SURINAME	171.071	198.075	182.938	217.723
135	431	CHILE	100.872.847	7.095.801	5.130.029	4.494.700
136	432	VENEZUELA	2.708.558	1.763.054	1.243.414	874.309
137	433	ARGENTINA	486.876	608.671	952.348	1.615.172
138	434	BRAZIL	9.257.930	13.247.135	12.148.847	16.501.337
139	435	COLOMBIA	1.418.879	1.282.825	3.860.628	3.847.706
140	436	BOLIVIA	55.670	50.833	-	-
141	437	URUGUAY	407.699	432.223	239.432	280.095
142	438	PARAGUAY	945.732	1.315.901	406.430	653.499
143	441	ECUADOR	2.664.625	2.087.086	1.090.762	1.086.191
144	442	PERU	3.139.480	2.520.536	2.405.223	2.404.224
145	443	GUYANA	34.105	38.945	77.848	79.780
146	444	TRINIDAD AND TOBAGO	223.898	159.238	253.342	111.369
147	445	BAHAMAS	53.259	128.229	150.325	288.636
148	446	JAMAICA	592.040	501.085	682.698	514.333
149	447	PUERTO RICO	3.232.808	2.748.068	3.278.684	3.007.575
150	448	BELIZE	69.342	120.052	146.384	186.205
151	449	DOMINICAN REPUBLIC	848.034	3.042.517	583.340	2.518.885
152	450	EL SALVADOR	463.431	826.087	655.885	2.637.552
153	451	COSTA RICA	1.454.330	1.228.679	867.277	1.303.500
154	452	HAITI	2.372.848	2.105.292	1.251.328	1.159.273
155	453	BARBADOS	91.249	33.034	201.455	180.924
156	454	ANTIGUA AND BARBUDA	92.566	123.627	83.322	279.435
157	455	ANGUILLA	107.873	96.835	21.073	32.106
158	456	ARUBA	94.295	129.078	85.167	104.183
159	457	BERMUDA	45.416	86.759	39.274	136.404
160	458	CAPE VERDE	2.850.377	12.369.462	5.968	4.250

No. Urut/ Number	Kode Code	Negara Tujuan <i>Country of Destination</i>	2002		2003	
			Volume <i>Net Weight</i> (Kg)	Nilai <i>FOB Value</i> ( US \$ )	Volume <i>Net Weight</i> (Kg)	Nilai <i>FOB Value</i> ( US \$ )
161	459	CAYMAN ISLANDS	-	-	1.103.490	4.109.021
162	460	DOMINICA	17.400	17.499	56.028	106.134
163	461	FALKLAND ISLANDS (MALVINAS)	59.348	73.290	16.888	16.462
164	462	FRENCH GUIANA	53.263	174.927	43.717	690.526
165	463	FRENCH POLYNESIA	1.165.190	1.602.393	1.195.486	1.803.198
166	464	GREENLAND	-	-	12.000	12.572
167	465	GRENADA	34.845	58.111	18.457	22.162
168	466	MARTINIQUE	99.936	115.765	74.076	80.663
169	467	NETHERLANDS ANTILLES	244.985	203.056	127.037	198.525
170	468	NORFOLK ISLANDS	147.447	68.786	-	-
171	469	SAINT LUCIA	21.462	97.755	28.246	48.514
172	470	SAN MARINO	12.345	16.996	144.335	77.524
173	471	TURKS AND CAICOS ISLANDS	105.173	77.865	140.888	87.314
174	472	GUADELOUPE	45.933	266.117	86.942	140.532
175	473	SAINT KITTS AND NEVIS	500	16.737	17.777	45.679
176	511	UNITED KINGDOM	77.770.561	139.283.443	68.060.465	124.779.481
177	512	NETHERLANDS	98.082.443	122.579.559	92.058.807	122.952.433
178	513	FRANCE	35.794.726	66.948.315	41.252.375	88.446.102
179	514	GERMANY, FED. REP. OF	53.999.962	115.792.386	63.603.935	126.607.500
180	515	AUSTRIA	1.211.547	3.385.348	1.583.237	3.747.022
181	516	BELGIUM	64.064.498	103.288.267	70.449.303	132.429.059
182	517	SWITZERLAND	5.587.852	5.706.439	13.631.444	9.873.921
183	518	LUXEMBOURG	15.497	12.032	17.707	30.311
184	519	GIBRALTAR	-	-	2.015	8.606
185	520	MONACO	46.032	48.574	71.752	42.958
186	521	DENMARK	10.985.828	19.698.051	11.350.115	21.281.638
187	522	NORWAY	3.207.665	6.875.349	3.501.860	8.216.152
188	523	SWEDEN	6.259.671	13.974.343	7.442.776	15.291.995
189	524	FINLAND	3.546.607	5.440.291	4.476.265	8.770.027
190	525	IRELAND	3.691.422	7.216.464	3.234.215	5.722.674
191	526	ITALY	120.085.682	67.668.387	50.428.063	71.231.425
192	527	SPAIN	107.685.121	67.674.374	64.735.570	62.134.722
193	528	PORTUGAL	7.335.543	5.076.039	3.629.482	5.488.812
194	529	ICELAND	73.170	120.296	273.815	231.166
195	530	MONTERRAT	474.981	510.999	464.497	680.973
196	531	GREECE	6.750.249	8.934.207	13.611.530	15.010.921
197	532	VATICAN CITY STATE (HOLY SEE)	150	1.196	1.243	3.004
198	533	ANDORRA	20.204	20.789	511.692	252.827
199	534	LIECHTENSTEIN	11.492	36.828	20.910	66.723
200	540	CZECHOSLOVAKIA	270.654	155.243	85.079	333.914
201	542	HUNGARY	1.749.357	1.860.293	1.835.172	3.064.984
202	543	POLAND	6.551.901	5.739.181	5.618.268	6.529.436
203	544	ROMANIA	4.096.525	2.701.826	3.760.455	3.620.351
204	545	BULGARIA	2.297.309	2.995.728	2.802.483	3.641.394
205	547	YUGOSLAVIA	78.062	41.005	106.998	122.428
206	548	ALBANIA	13.658	6.521	153.360	49.636
207	549	ARMENIA	36.000	19.440	41.500	27.483
208	550	AZERBAIJAN	-	-	47.896	86.364
209	551	BELARUS	198.800	73.640	99.045	43.654
210	552	KAZAKHSTAN	112.700	47.572	503.874	213.821
211	554	MOLDOVA, REPUBLIC OF	30.177	39.723	-	-
212	555	TAJIKISTAN	131.674	97.831	27.000	32.239
213	556	TURKMENISTAN	559.121	153.912	293.161	40.367
214	557	UKRAINE	6.707.017	2.783.284	4.711.053	2.722.801



No. Urut/ Number	Kode Code	Negara Tujuan <i>Country of Destination</i>	2002		2003	
			Volume <i>Net Weight</i> (Kg)	Nilai <i>FOB Value</i> ( US \$ )	Volume <i>Net Weight</i> (Kg)	Nilai <i>FOB Value</i> ( US \$ )
215	558	UZBEKISTAN	-	-	9.846	9.732
216	559	LITHUANIA	3.208.696	4.116.857	3.230.796	4.608.207
217	560	LATVIA	111.012	100.197	124.743	208.198
218	561	ESTONIA	138.657	269.179	111.178	266.450
219	562	GEORGIA	1.588.456	1.504.729	771.348	1.014.395
220	563	CROATIA	152.193	138.663	136.710	133.285
221	564	BOSNIA AND HERZEGOVINA	20.088	37.656	5.000	12.223
222	565	MALTA	192.649	282.001	497.203	519.125
223	566	SLOVAKIA	60.226	115.056	155.085	170.843
224	567	SLOVENIA	73.033.587	1.654.857	453.209	532.399
225	568	CZECH REPUBLIC	2.060.156	3.022.124	3.129.271	4.838.448
226	569	SOUTH GEORGIA AND THE SOUTH SA	326.281	1.077.915	25.954	73.625
227	570	REP. OF MACEDONIA	84.840	128.230	120.753	18.274
228	571	FAEROE ISLANDS	34.600	85.075	1.576.667	418.836
229	572	RUSSIA FEDERATION	9.691.062	9.347.542	11.748.038	13.506.035
<b>JUMLAH</b>			<b>7.149.278.253</b>	<b>5.266.952.567</b>	<b>7.172.819.684</b>	<b>5.668.775.276</b>

**Tabel10b . EKSPOR JAWA TIMUR MENURUT NEGARA TUJUAN UTAMA TAHUN 2004 - 2005**

No. Urut/ Number	Kode Code	Negara Tujuan <i>Country of Destination</i>	2004		2005	
			Volume <i>Net Weight</i> (Kg)	Nilai <i>FOB Value</i> ( US \$ )	Volume <i>Net Weight</i> (Kg)	Nilai <i>FOB Value</i> ( US \$ )
1	111	JAPAN	1.202.168.741	1.213.804.239	967.589.781	1.366.430.393
2	112	HONG KONG	392.156.801	171.346.643	122.248.610	140.769.764
3	113	KOREA, DEMOC. PEOPLE'S REP.	1.484.042	2.743.238	2.285.111	4.480.392
4	114	KOREA, REPUBLIC OF	319.246.835	159.827.411	320.548.314	173.624.529
5	115	TAIWAN, PROVINCE OF CHINA	369.564.815	179.329.996	272.372.572	233.405.101
6	116	CHINA	1.085.229.273	406.825.248	972.162.260	443.542.050
7	117	MONGOLIA	404.375	406.682	368.873	339.528
8	118	MACAU	250.525	441.202	198.780	557.720
9	120	PAPUA NEW GUINEA	3.294.021	3.085.896	3.243.144	5.457.657
10	121	THAILAND	181.034.453	216.676.267	360.738.358	357.995.572
11	122	SINGAPORE	198.137.668	191.996.429	248.917.759	263.136.953
12	123	PHILIPPINES	126.626.075	93.253.844	134.280.517	97.807.945
13	124	MALAYSIA	412.840.022	344.888.404	419.487.674	481.738.591
14	125	MYANMAR (FORM. BURMA)	20.017.261	12.900.492	19.854.893	18.246.169
15	126	CAMBODIA	14.344.044	4.010.006	12.645.837	4.703.114
16	127	BRUNEI DARUSSALAM	4.250.047	2.693.079	2.685.520	2.678.612
17	128	LAO PEOPLE'S DEMOCRATIC REP.	47.903	21.165	63.226	261.970
18	129	NEPAL	484.556	430.406	320.045	309.058
19	131	VIET NAM	218.704.905	128.580.804	178.947.134	150.021.498
20	132	MALDIVES	2.315.047	3.605.262	2.957.799	4.863.665
21	133	INDIA	160.547.902	108.740.831	178.027.912	135.594.847
22	134	PAKISTAN	48.457.882	36.983.852	60.352.955	43.242.123
23	135	BANGLADESH	87.236.913	26.988.462	46.062.869	24.801.444
24	136	SRI LANKA	27.605.729	22.847.796	25.191.005	21.951.174
25	137	AFGHANISTAN	3.170.382	5.758.772	619.368	796.641
26	141	IRAQ	25.356	22.813	-	-
27	142	IRAN (ISLAMIC REPUBLIC OF)	34.754.060	21.962.379	62.749.687	40.506.522
28	143	SAUDI ARABIA	106.542.385	73.699.190	87.872.622	72.272.430
29	144	ISRAEL	436.567	548.338	176.390	192.326
30	145	KUWAIT	10.514.974	7.293.395	13.815.610	11.363.932
31	146	JORDAN	26.635.836	23.377.975	35.255.740	29.925.651
32	148	LEBANON	3.294.103	4.243.361	5.998.763	5.292.902
33	149	PALESTINA	24.768	22.360	-	-
34	151	YEMEN	5.112.473	5.411.513	5.944.009	6.891.784
35	152	OMAN	3.152.769	2.763.403	2.990.236	2.980.363
36	153	SYRIA ARAB REPUBLIC	4.877.665	5.136.501	7.130.843	6.931.616
37	154	TURKEY	23.484.622	28.395.861	40.920.222	42.157.520
38	155	UNITED ARAB EMIRATES	59.259.121	65.170.409	71.131.967	75.916.012
39	156	QATAR	2.677.109	2.532.479	3.030.091	2.238.343
40	157	BAHRAIN	3.913.507	3.225.927	4.094.237	3.382.448
41	158	CYPRUS	1.196.812	1.534.939	1.413.673	1.976.185
42	211	EGYPT	20.538.160	21.951.870	30.947.867	28.092.584
43	212	LIBYAN ARAB JAMAHIRIYA	173.377	326.321	2.084.533	3.834.624
44	213	MOROCCO	4.717.906	4.153.408	4.033.701	4.491.400
45	214	TUNISIA	512.422	716.979	942.236	810.017
46	215	ALGERIA	1.747.708	1.143.474	3.570.185	2.977.601
47	216	SUDAN	6.237.823	4.792.570	8.460.545	7.222.603
48	217	ERITREA	282.991	266.638	130.123	133.751
49	219	NAMIBIA	633.727	487.107	118.594	91.069
50	221	ETHIOPIA	656.740	740.132	341.060	1.211.745
51	222	TANZANIA, UNITED REPUBLIC OF	2.066.234	1.273.467	2.080.801	1.286.714
52	223	MADAGASCAR	5.097.846	2.734.817	3.217.735	3.234.419

No. Urut/ Number	Kode Code	Negara Tujuan <i>Country of Destination</i>	2004		2005	
			Volume <i>Net Weight</i> (Kg)	Nilai <i>FOB Value</i> ( US \$ )	Volume <i>Net Weight</i> (Kg)	Nilai <i>FOB Value</i> ( US \$ )
53	224	SOMALIA	8.650	42.829	19.613	46.360
54	225	KENYA	3.163.101	2.443.941	7.623.524	5.952.093
55	226	REUNION	2.719.858	5.702.855	3.535.911	6.326.556
56	227	MOZAMBIQUE	4.761.208	3.578.612	3.034.040	2.700.195
57	228	BOTSWANA	31.261	36.915	56.717	48.149
58	229	EQUATORIAL GUINEA	220.088	142.850	138.216	104.674
59	230	TOGO	5.105.110	4.383.398	4.903.982	4.510.276
60	231	GHANA	7.670.841	6.498.778	15.695.502	11.896.527
61	232	LIBERIA	427.304	379.641	636.195	607.484
62	233	GUINEA	1.526.818	1.379.049	2.283.938	2.018.662
63	234	ANGOLA	3.994.880	3.187.464	6.477.737	4.676.357
64	235	CONGO	2.992.546	2.456.912	3.328.007	2.869.119
65	236	CAMEROON	2.112.089	1.788.239	2.217.179	1.943.905
66	237	NIGERIA	14.245.451	14.291.567	28.795.800	22.675.824
67	238	SIERRA LEONE	1.031.886	715.588	739.709	531.930
68	239	GABON	691.319	615.897	453.483	423.153
69	240	COTE D'IVOIRE	1.645.309	1.126.383	639.010	528.811
70	241	SENEGAL	1.504.596	1.174.822	621.832	779.562
71	242	MAURITANIA	2.717.654	2.434.285	2.164.746	1.972.558
72	243	MALI	314.456	467.796	397.826	303.753
73	244	BENIN	3.109.244	2.639.007	7.047.244	5.901.318
74	245	BURKINA FASO	7.879	111.388	-	-
75	247	GAMBIA	220.735	216.395	224.004	229.008
76	248	U.S. VIRGIN ISLANDS	27.624	45.854	48.088	80.058
77	249	SEYCHELLES	247.947	194.031	96.097	279.041
78	251	UGANDA	490.434	312.506	23.085	7.099
79	252	CENTRAL AFRICAN REPUBLIC	25.000	13.125	147.640	114.599
80	253	NIGER	133.251	111.456	127.676	169.248
81	254	CHAD	35.999	21.660	71.664	50.232
82	255	DJIBOUTI	6.844.742	7.049.129	9.751.316	13.579.966
83	256	SAINT HELENA	7.878	103.311	-	-
84	257	SAO TOME AND PRINCIPE	21.820	30.540	61.406	43.259
85	260	SWAZILAND	33.775	25.547	-	-
86	261	SOUTH AFRICA	41.218.693	32.496.281	50.172.807	35.976.137
87	262	ZIMBABWE	1.408.448	875.383	945.624	691.030
88	263	ZAMBIA	398.772	399.575	21.573	37.970
89	264	MALAWI	44.984	21.702	54.149	26.644
90	265	COMOROS	465.826	378.430	204.240	144.926
91	267	MAURITIUS	5.608.644	3.143.763	6.165.856	4.063.315
92	268	RWANDA	9.443	27.285	-	-
93	269	ZAIRE	518.140	377.672	40.113	32.157
94	298	VIRGIN ISLANDS (BRITISH)	9.977	45.124	60.645	142.751
95	311	AUSTRALIA	603.750.154	319.097.142	665.816.569	391.287.174
96	312	NEW ZEALAND	59.295.673	54.309.239	48.468.562	47.433.656
97	318	MICRONESIA, FEDERATED STATES OF	7.585	27.342	75.176	146.992
98	319	GUAM	311.575	519.029	175.343	373.020
99	320	PALAU	10.982	43.362	92.014	187.909
100	321	NAURU	9.388	12.349	9.797	15.076
101	322	NEW CALEDONIA	2.147.561	3.061.642	1.728.808	3.904.697
102	323	NIUE	1.680	1.176	-	-
103	324	NORTHERN MARIANA ISLANDS	120.702	158.807	158.015	341.021
104	325	SAINT VINCENT AND THE GRENADINES	107.016	134.812	125.198	150.284
105	326	VANUATU	339.642	333.192	414.431	335.690
106	327	WALLIS AND FUTUNA ISLANDS	43.929	82.098	50.519	60.997

No. Urut/ Number	Kode Code	Negara Tujuan <i>Country of Destination</i>	2004		2005	
			Volume <i>Net Weight</i> (Kg)	Nilai <i>FOB Value</i> ( US \$ )	Volume <i>Net Weight</i> (Kg)	Nilai <i>FOB Value</i> ( US \$ )
107	328	BRITISH INDIAN OCEAN TERRITORY	8.999	18.992	522.388	358.335
108	329	OTH.OCEANIA	282	3.054	-	-
109	331	AMERICAN SAMOA	297.020	259.369	138.465	44.521
110	332	COOK ISLANDS	117.360	148.957	190.073	164.654
111	333	FIJI	4.218.616	4.032.308	3.103.686	3.006.554
112	334	KIRIBATI	38.813	59.750	25.707	20.049
113	335	MARSHALL ISLANDS	11.491	12.027	-	-
114	336	SAMOA	220.810	569.338	150.646	68.209
115	337	SOLOMON ISLANDS	307.677	290.003	502.469	230.263
116	338	TONGA	728.805	468.520	938.437	539.885
117	341	US MINOR OUTLYING	6.500	8.162	219	440
118	342	COCOS (KEELING) ISLANDS	50.000	57.500	-	-
119	343	TOKELAU	37.935	31.955	-	-
120	391	EAST TIMOR	22.452.756	15.199.697	17.648.842	15.973.800
121	411	UNITED STATES	471.974.666	1.044.486.378	452.988.932	1.117.172.750
122	412	CANADA	63.695.575	80.666.226	63.034.871	85.948.503
123	421	MEXICO	11.415.998	14.702.102	16.572.351	22.587.714
124	422	GUATEMALA	2.192.843	1.286.200	1.649.798	1.347.307
125	423	HONDURAS	281.763	459.772	669.907	932.446
126	424	NICARAGUA	771.501	662.851	516.644	1.103.745
127	425	PANAMA	3.917.954	4.113.611	5.390.632	6.357.145
128	426	CUBA	95.941	139.999	48.911	49.696
129	427	CURACAO	50.401	21.909	-	-
130	428	SURINAME	176.517	244.240	198.315	301.179
131	431	CHILE	6.305.625	7.365.392	7.546.369	8.727.661
132	432	VENEZUELA	6.851.740	3.704.326	7.786.239	5.287.012
133	433	ARGENTINA	1.243.066	1.390.339	1.578.895	3.011.648
134	434	BRAZIL	16.505.505	22.324.196	19.487.311	26.883.737
135	435	COLOMBIA	9.008.129	10.038.740	11.468.374	13.626.041
136	436	BOLIVIA	14.189	44.806	2.021	5.353
137	437	URUGUAY	352.839	608.196	845.553	891.656
138	438	PARAGUAY	740.462	1.047.380	946.829	1.661.480
139	441	ECUADOR	2.139.867	2.360.426	1.316.762	1.644.438
140	442	PERU	2.577.850	3.189.671	3.746.179	4.047.351
141	443	GUYANA	138.555	120.271	83.601	55.571
142	444	TRINIDAD AND TOBAGO	200.408	150.907	169.496	69.096
143	445	BAHAMAS	62.497	230.368	145.935	253.818
144	446	JAMAICA	443.679	967.923	400.207	533.713
145	447	PUERTO RICO	4.833.569	7.506.084	4.018.484	7.137.718
146	448	BELIZE	112.679	136.155	17.547	26.994
147	449	DOMINICAN REPUBLIC	1.057.079	3.423.032	1.591.417	4.198.573
148	450	EL SALVADOR	313.710	544.932	419.178	1.343.793
149	451	COSTA RICA	1.097.959	959.625	815.266	901.050
150	452	HAITI	1.003.754	965.966	816.063	862.859
151	453	BARBADOS	130.670	140.228	156.769	194.093
152	454	ANTIGUA AND BARBUDA	40.842	73.336	20.905	32.748
153	455	ANGUILLA	198	185	6.645	24.679
154	456	ARUBA	76.528	105.810	12.645	25.567
155	457	BERMUDA	50.084	308.879	24.126	140.229
156	458	CAPE VERDE	24.968	22.876	39.701	44.154
157	459	CAYMAN ISLANDS	604.867	1.162.834	593.626	202.695
158	460	DOMINICA	69.703	98.940	70.856	82.166
159	461	FALKLAND ISLANDS (MALVINAS)	169.622	121.062	-	-
160	462	FRENCH GUIANA	21.751	39.416	90.286	126.109

No. Urut/ Number	Kode Code	Negara Tujuan <i>Country of Destination</i>	2004		2005	
			Volume <i>Net Weight</i> (Kg)	Nilai <i>FOB Value</i> ( US \$ )	Volume <i>Net Weight</i> (Kg)	Nilai <i>FOB Value</i> ( US \$ )
161	463	FRENCH POLYNESIA	1.497.793	2.378.701	2.556.977	3.406.502
162	465	GRENADA	9.609	14.738	58.871	70.391
163	466	MARTINIQUE	202.054	379.760	672.932	1.554.399
164	467	NETHERLANDS ANTILLES	861.745	1.040.992	209.420	262.643
165	468	NORFOLK ISLANDS	13.855	37.393	-	-
166	469	SAINT LUCIA	42.442	107.009	120.484	330.598
167	471	TURKS AND CAICOS ISLANDS	364.775	273.948	827.996	796.673
168	472	GUADELOUPE	465.416	592.811	657.789	1.208.960
169	473	SAINT KITTS AND NEVIS	7.418	53.393	9.420	32.585
170	511	UNITED KINGDOM	92.402.998	158.862.384	71.378.421	145.604.326
171	512	NETHERLANDS	102.323.396	137.043.733	121.984.411	172.445.092
172	513	FRANCE	57.350.495	87.044.494	47.463.509	98.615.491
173	514	GERMANY, FED. REP. OF	66.914.818	143.420.763	72.580.558	157.449.861
174	515	AUSTRIA	1.275.414	3.527.416	890.252	5.015.500
175	516	BELGIUM	82.386.592	157.252.614	123.681.601	206.880.484
176	517	SWITZERLAND	3.865.110	5.107.983	2.109.933	3.968.847
177	518	LUXEMBOURG	111.779	124.578	2.034	6.792
178	520	MONACO	19.183	28.085	297	319
179	521	DENMARK	13.430.914	27.312.601	10.411.025	30.428.542
180	522	NORWAY	3.192.969	8.216.744	10.823.318	9.217.208
181	523	SWEDEN	8.239.853	18.550.280	8.849.383	21.925.407
182	524	FINLAND	5.548.089	9.505.711	4.619.822	10.842.445
183	525	IRELAND	3.340.522	5.288.909	4.583.916	7.280.468
184	526	ITALY	56.193.360	84.281.695	57.663.001	88.549.031
185	527	SPAIN	60.384.397	64.518.481	54.702.786	79.339.062
186	528	PORTUGAL	8.098.155	25.936.778	6.343.032	25.624.670
187	529	ICELAND	50.510	107.549	19.836	69.360
188	531	GREECE	10.464.050	14.435.521	10.700.724	13.771.542
189	532	VATICAN CITY STATE (HOLY SEE)	8.122	12.799	-	-
190	533	ANDORRA	10.725	8.351	1.601	12.395
191	534	LIECHTENSTEIN	199.748	513.028	234.916	584.715
192	540	CZECHOSLOVAKIA	841.041	910.503	1.714.758	1.742.352
193	542	HUNGARY	1.770.367	3.084.342	1.512.120	2.851.410
194	543	POLAND	8.721.161	6.642.529	10.423.908	10.442.550
195	544	ROMANIA	3.451.294	4.961.795	4.426.573	5.019.989
196	545	BULGARIA	1.789.544	1.882.278	1.826.091	1.794.150
197	546	FRMR USSSR (FOR REF)	86.458	79.600	-	-
198	547	YUGOSLAVIA	37.505	82.820	152.597	226.266
199	548	ALBANIA	104.124	116.856	128.515	99.352
200	549	ARMENIA	20.286	24.790	60.737	94.658
201	550	AZERBAIJAN	71.140	37.455	84.059	73.938
202	551	BELARUS	412.000	162.240	332.779	124.534
203	552	KAZAKHSTAN	256.658	384.836	502.737	722.216
204	553	KYRGYZSTAN	2.658	11.319	105.000	29.800
205	554	MOLDOVA, REPUBLIC OF	6.075	40.483	394	10.735
206	555	TAJIKISTAN	12.236	6.990	72.000	20.885
207	556	TURKMENISTAN	437.693	173.248	-	-
208	557	UKRAINE	58.999.123	5.104.429	9.246.534	6.777.029
209	558	UZBEKISTAN	24.731	25.610	118.059	235.769
210	559	LITHUANIA	2.019.641	2.634.431	1.855.181	2.363.657
211	560	LATVIA	64.970	198.209	527.009	1.380.387
212	561	ESTONIA	292.983	502.179	437.831	912.503
213	562	GEORGIA	794.539	907.866	1.104.805	1.040.496
214	563	CROATIA	427.261	670.796	1.218.451	1.742.076

No. Urut/ Number	Kode Code	Negara Tujuan <i>Country of Destination</i>	2004		2005	
			Volume <i>Net Weight</i> (Kg)	Nilai <i>FOB Value</i> ( US \$ )	Volume <i>Net Weight</i> (Kg)	Nilai <i>FOB Value</i> ( US \$ )
215	<b>564</b>	BOSNIA AND HERZEGOVINA	28.483	18.536	55.925	35.121
216	<b>565</b>	MALTA	620.032	624.505	457.767	632.272
217	<b>566</b>	SLOVAKIA	441.296	15.204.598	604.473	23.964.445
218	<b>567</b>	SLOVENIA	7.696.108	2.195.380	1.380.559	2.018.649
219	<b>568</b>	CZECH REPUBLIC	2.786.879	3.777.758	4.023.157	5.164.898
220	<b>569</b>	SOUTH GEORGIA AND THE SOUTH SA	10.055	23.258	-	-
221	<b>570</b>	REP. OF MACEDONIA	-	-	15.984	36.360
222	<b>571</b>	FAEROE ISLANDS	45.046	77.677	-	-
223	<b>572</b>	RUSSIA FEDERATION	16.323.252	18.174.435	42.039.000	30.970.532
<b>JUMLAH</b>			<b>7.319.240.407</b>	<b>6.363.197.441</b>	<b>6.953.856.258</b>	<b>7.432.962.827</b>

<https://jatim.bps.go.id>

**Tabel11a . IMPOR JAWA TIMUR MENURUT NEGARA ASAL UTAMA TAHUN 2002 - 2003**

No. Urut/ Number	Kode Code	Negara Tujuan <i>Country of Origin</i>	2002		2003	
			Volume <i>Net Weight</i> (Kg)	Nilai <i>FOB Value</i> ( US \$ )	Volume <i>Net Weight</i> (Kg)	Nilai <i>FOB Value</i> ( US \$ )
1	111	JAPAN	348.022.435	266.408.814	226.673.494	263.581.688
2	112	HONG KONG	26.868.263	21.653.533	27.083.996	28.169.041
3	113	KOREA, DEMOCRATIC PEOPLE'S REPUB	33.776	291.395	192	18.524
4	114	KOREA, REPUBLIC OF	558.653.409	242.580.178	251.805.832	203.193.988
5	115	TAIWAN, PROVINCE OF CHINA	271.391.941	194.723.682	230.594.311	187.950.208
6	116	CHINA	1.395.740.571	438.936.333	1.734.380.749	581.673.499
7	117	MONGOLIA	-	-	175.214	56.710
8	118	MACAU	12.608	18.810	11.107	12.653
9	119	OTHER EAST ASIA	832	10.680	68	2.041
10	120	PAPUA NEW GUINEA	135.044	473.986	8.851	26.242
11	121	THAILAND	379.847.461	113.960.228	735.768.933	208.409.734
12	122	SINGAPORE	3.315.928.996	843.868.454	3.420.079.036	993.325.039
13	123	PHILIPPINES	21.991.321	19.125.450	30.347.392	28.725.205
14	124	MALAYSIA	131.665.707	166.474.860	123.755.108	128.498.425
15	125	MYANMAR (FORM. BURMA)	33.171.028	5.809.503	8.454.181	2.146.636
16	126	CAMBODIA	4.977	1.786	5.692.704	1.014.179
17	127	BRUNEI DARUSSALAM	24.936	12.033	286.725	107.470
18	128	LAO PEOPLE'S DEMOCRATIC REPUBLIC	282.000	121.806	12.283.745	3.316.015
19	129	NEPAL	302	2.544	-	-
20	131	VIET NAM	52.703.953	13.010.903	136.223.331	30.799.719
21	132	MALDIVES	-	-	29.564	20.694
22	133	INDIA	802.766.709	152.398.923	593.606.132	138.047.206
23	134	PAKISTAN	12.844.903	7.079.960	7.088.371	6.058.885
24	135	BANGLADESH	2.057.780	1.468.161	1.813.930	969.636
25	136	SRI LANKA	31.002	75.479	290.690	245.567
26	137	AFGHANISTAN	267.834	241.376	64.160	53.165
27	138	INDONESIA	13.352.007	7.876.297	13.745.403	10.346.842
28	141	IRAQ	-	-	24.380	31.206
29	142	IRAN (ISLAMIC REPUBLIC OF)	32.856.902	5.463.045	11.690.768	2.072.641
30	143	SAUDI ARABIA	144.316.107	30.010.806	103.238.453	29.386.941
31	145	KUWAIT	1.648.579.554	347.992.415	1.498.168.898	368.864.924
32	146	JORDAN	156.200.196	7.040.417	280.734.040	14.125.513
33	148	LEBANON	1.218.961	256.220	83.700	129.317
34	149	PALESTINA	81.000	22.275	-	-
35	151	YEMEN	2.434.475	432.873	26.788	108.500
36	152	OMAN	806.000	280.488	1.076.000	406.673
37	153	SYRIA ARAB REPUBLIC	368.710	363.348	79.464	69.277
38	154	TURKEY	7.549.833	8.961.413	19.721.055	29.078.256
39	155	UNITED ARAB EMIRATES	68.401.297	24.745.835	75.870.464	25.171.684
40	156	QATAR	12.723.490	2.399.984	17.101.699	7.950.036
41	157	BAHRAIN	5.853.784	8.725.666	11.799.363	19.910.579
42	158	CYPRUS	287.385	48.232	-	-
43	159	OTH.WEST ASIA	108.759	128.050	123.953	75.593
44	211	EGYPT	142.820.488	15.805.999	242.670.682	13.505.766
45	213	MOROCCO	185.561.880	6.492.084	108.542.998	3.669.757
46	214	TUNISIA	186.344	135.101	16.531.170	5.383.238
47	215	ALGERIA	-	-	101.574.000	2.920.251
48	216	SUDAN	1.000	1.300	14.800	16.376
49	217	ERITREA	2.200	35.380	152.000	49.756
50	219	NAMIBIA	24.656	7.345	-	-
51	221	ETHIOPIA	-	-	28.000	11.900
52	222	TANZANIA, UNITED REPUBLIC OF	1.502.657	645.724	1.961.666	1.087.630

No. Urut/ Number	Kode Code	Negara Tujuan Country of Origin	2002		2003	
			Volume Net Weight (Kg)	Nilai FOB Value ( US \$ )	Volume Net Weight (Kg)	Nilai FOB Value ( US \$ )
53	223	MADAGASCAR	523.285	441.002	-	-
54	225	KENYA	1.319.080	765.962	763.588	548.006
55	226	REUNION	6.948	61.280	25.069	208.096
56	227	MOZAMBIQUE	15.387.971	2.976.334	-	-
57	230	TOGO	-	-	209.818	365.410
58	231	GHANA	414.407	680.772	19.553	12.561
59	232	LIBERIA	60.298.209	4.518.075	120.500	24.098
60	233	GUINEA	135.921	141.899	52.880	18.058
61	235	CONGO	53.664	49.800	25.698	15.766
62	236	CAMEROON	120.425	115.240	40.017	18.256
63	237	NIGERIA	145.572	77.489	648.807	241.428
64	239	GABON	-	-	13.482	22.698
65	240	COTE D'IVOIRE	13.665.681	1.727.429	2.721	2.976
66	241	SENEGAL	-	-	30.155	12.966
67	242	MAURITANIA	-	-	4.727	18.732
68	243	MALI	209.252	212.420	99.620	130.896
69	244	BENIN	239.613	266.293	237.149	371.746
70	245	BURKINA FASO	-	-	182.438	230.261
71	249	SEYCHELLES	95.000	56.525	-	-
72	251	UGANDA	106.046	104.015	186.921	255.491
73	252	CENTRAL AFRICAN REPUBLIC	13.131	16.454	121.115	163.985
74	253	NIGER	417.873	54.340	-	-
75	254	CHAD	-	-	32.000	6.400
76	256	SAINT HELENA	4.505	3.046	759	2.623
77	260	SWAZILAND	26.934	279.933	21.935	385.643
78	261	SOUTH AFRICA	68.103.683	23.343.056	99.255.656	26.364.533
79	262	ZIMBABWE	675.406	701.719	81.600	57.552
80	266	BURUNDI	-	-	519.680	60.282
81	268	RWANDA	321	13.681	-	-
82	298	VIRGIN ISLANDS (BRITISH)	59.999	48.359	-	-
83	299	OTHER AFRICA	142.753	105.137	92.126	36.551
84	311	AUSTRALIA	1.644.354.241	279.226.799	1.228.048.260	240.269.787
85	312	NEW ZEALAND	119.418.211	32.283.425	95.069.418	30.871.733
86	322	NEW CALEDONIA	682	16.114	9.722	42.792
87	331	AMERICAN SAMOA	553.149	258.441	41.419	275.896
88	332	COOK ISLANDS	-	-	342.013	119.725
89	333	FIJI	22.750.000	2.137.500	26.898.438	2.449.445
90	338	TONGA	45	30	-	-
91	340	CHRISTMAS ISLANDS	-	-	104.000	26.000
92	342	COCOS (KEELING) ISLANDS	3.036	17.670	281.760	76.396
93	391	EAST TIMOR	1.497.730	925.286	1.196.711	1.401.350
94	411	UNITED STATES	1.292.357.822	429.404.298	1.258.464.116	468.180.243
95	412	CANADA	467.330.993	120.829.601	260.511.817	84.360.867
96	421	MEXICO	218.118	355.686	3.519.420	1.902.988
97	422	GUATEMALA	32	346	78.611	66.376
98	423	HONDURAS	-	-	2	483
99	424	NICARAGUA	-	-	17.995	8.996
100	425	PANAMA	1.988.927	834.675	-	-
101	427	CURACAO	27.429	22.025	110.782	152.770
102	431	CHILE	29.786.784	12.372.538	51.481.596	25.628.886
103	432	VENEZUELA	69.706	233.822	427	264
104	433	ARGENTINA	182.165.366	37.535.133	79.124.988	19.000.511
105	434	BRAZIL	274.838.273	76.044.668	409.773.125	117.440.381
106	435	COLOMBIA	698.075	2.234.916	501.451	1.296.764



No. Urut/ Number	Kode Code	Negara Tujuan Country of Origin	2002		2003	
			Volume Net Weight (Kg)	Nilai FOB Value ( US \$ )	Volume Net Weight (Kg)	Nilai FOB Value ( US \$ )
107	437	URUGUAY	2.296.722	735.182	1.488.075	504.917
108	438	PARAGUAY	107.827	80.436	-	-
109	441	ECUADOR	364.358	272.022	262.614	166.654
110	442	PERU	8.941.068	5.728.469	8.502.084	5.107.616
111	444	TRINIDAD AND TOBAGO	17.936.627	2.649.100	47.086.768	7.313.832
112	445	BAHAMAS	80.000	36.270	-	-
113	446	JAMAICA	805	12.983	-	-
114	447	PUERTO RICO	16.800	26.998	-	-
115	451	COSTA RICA	680	95.000	513.375	120.643
116	453	BARBADOS	-	-	4.597	7.931
117	454	ANTIGUA AND BARBUDA	7.600	6.199	683	15.163
118	457	BERMUDA	-	-	70.000	42.742
119	458	CAPE VERDE	45.314	20.979	236.895	71.224
120	461	FALKLAND ISLANDS (MALVINAS)	188	8.625	-	-
121	463	FRENCH POLYNESIA	432.260	39.766	13.560	4.471
122	467	NETHERLANDS ANTILLES	34.448.773	4.524.715	74.274	366.109
123	468	NORFOLK ISLANDS	-	-	19.784	111.407
124	471	TURKS AND CAICOS ISLANDS	5.775	5.250	-	-
125	511	UNITED KINGDOM	151.416.027	66.867.789	127.977.575	64.844.729
126	512	NETHERLANDS	110.878.898	60.702.648	132.326.090	69.570.222
127	513	FRANCE	68.418.937	66.802.304	29.487.888	62.972.762
128	514	GERMANY, FED. REP. OF	92.420.349	170.323.427	98.721.720	194.421.087
129	515	AUSTRIA	8.262.146	15.766.230	7.520.561	15.233.695
130	516	BELGIUM	112.678.144	40.589.764	82.250.034	44.715.521
131	517	SWITZERLAND	39.148.367	25.404.002	3.094.114	12.803.280
132	518	LUXEMBOURG	47.595	53.666	5.684	24.413
133	520	MONACO	3.322	4.220	-	-
134	521	DENMARK	5.797.449	5.638.540	1.625.224	4.931.235
135	522	NORWAY	20.393.402	5.085.628	12.704.819	3.650.515
136	523	SWEDEN	34.482.157	23.403.860	60.133.986	31.849.492
137	524	FINLAND	8.280.151	13.890.114	7.142.457	12.316.758
138	525	IRELAND	177.972	3.118.557	593.773	2.641.970
139	526	ITALY	32.097.648	78.178.597	61.065.459	80.001.200
140	527	SPAIN	37.591.079	27.638.869	24.341.557	25.817.842
141	528	PORTUGAL	235.989	311.556	461.903	445.029
142	529	ICELAND	1.105.351	488.464	7.164	30.341
143	530	MONTSERRAT	181	187	-	-
144	531	GREECE	2.596.499	13.418.959	2.238.136	12.268.367
145	533	ANDORRA	-	-	10.612	32.664
146	540	CZECHOSLOVAKIA	85.293	2.189.347	44.609	24.234
147	542	HUNGARY	400.817	1.360.358	373.176	1.444.986
148	543	POLAND	286.660	2.974.207	2.281.768	2.857.540
149	544	ROMANIA	10.995.885	1.786.254	254.888	193.498
150	545	BULGARIA	4.250.612	3.408.817	9.215.527	3.103.717
151	548	ALBANIA	245	854	-	-
152	549	ARMENIA	-	-	9.072	8.778
153	552	KAZAKHSTAN	516.332	118.141	68.985.450	12.855.123
154	553	KYRGYZSTAN	-	-	19.000	22.800
155	554	MOLDOVA, REPUBLIC OF	-	-	126	2.844
156	557	UKRAINE	97.742.503	16.713.510	222.305.641	47.899.071
157	558	UZBEKISTAN	395.299	364.261	-	-
158	559	LITHUANIA	35.892.752	4.930.206	20.225.000	3.336.275
159	561	ESTONIA	135.884	109.438	183.497	269.424
160	562	GEORGIA	699	39.898	1.086.221	279.548

No. Urut/ Number	Kode Code	Negara Tujuan <i>Country of Origin</i>	2002		2003	
			Volume <i>Net Weight</i> (Kg)	Nilai <i>FOB Value</i> ( US \$ )	Volume <i>Net Weight</i> (Kg)	Nilai <i>FOB Value</i> ( US \$ )
161	<b>563</b>	CROATIA	-	-	2.801.131	657.987
162	<b>564</b>	BOSNIA AND HERZEGOVINA	22.759	627.914	-	-
163	<b>565</b>	MALTA	16.800	12.340	-	-
164	<b>566</b>	SLOVAKIA	21.351	87.149	20.000	62.720
165	<b>567</b>	SLOVENIA	12.330	50.581	2.573	22.658
166	<b>568</b>	CZECH REPUBLIC	424.003	879.062	11.178.031	5.486.354
167	<b>569</b>	SOUTH GEORGIA AND THE SOUTH SA	648.000	398.520	631	6.504
168	<b>570</b>	REP. OF MACEDONIA	32.000	16.640	9.072	8.600
169	<b>571</b>	FAEROE ISLANDS	26.044	42.980	-	-
170	<b>572</b>	RUSSIA FEDERATION	181.245.264	28.281.874	74.073.614	20.330.199
		<b>JUMLAH</b>	<b>15.103.777.763</b>	<b>4.684.434.133</b>	<b>14.692.892.137</b>	<b>5.115.219.183</b>

<https://jatim.bps.go.id>

**Tabel11b . IMPOR JAWA TIMUR MENURUT NEGARA ASAL UTAMA TAHUN 2004 - 2005**

No. Urut/ Number	Kode Code	Negara Tujuan <i>Country of Origin</i>	2004		2005	
			Volume <i>Net Weight</i> (Kg)	Nilai <i>FOB Value</i> ( US \$ )	Volume <i>Net Weight</i> (Kg)	Nilai <i>FOB Value</i> ( US \$ )
1	111	JAPAN	277.791.718	364.798.646	186.771.877	326.509.677
2	112	HONG KONG	43.076.440	47.980.546	50.279.076	63.413.301
3	113	KOREA, DEMOC. PEOPLE'S REP.	19.526	29.272	332	8.044
4	114	KOREA, REPUBLIC OF	272.762.834	294.402.238	1.156.297.929	743.563.348
5	115	TAIWAN, PROVINCE OF CHINA	226.910.395	197.263.782	304.948.481	250.455.158
6	116	CHINA	1.722.435.194	783.708.266	1.722.292.609	928.598.108
7	118	MACAU	53.469	80.685	48.449	100.410
8	120	PAPUA NEW GUINEA	102.443	74.596	4.417	188.723
9	121	THAILAND	672.253.108	206.211.587	770.724.626	280.298.179
10	122	SINGAPORE	3.014.733.406	1.203.914.297	5.054.643.429	2.745.971.366
11	123	PHILIPPINES	27.056.188	31.757.652	62.550.764	46.041.386
12	124	MALAYSIA	128.155.417	149.107.703	161.286.434	170.558.957
13	125	MYANMAR (FORM. BURMA)	8.049.761	5.674.227	3.801.022	1.535.646
14	126	CAMBODIA	3.777.913	636.164	2.442.729	482.759
15	128	LAO PEOPLE'S DEMOCRATIC REP.	26	4.098	38.400	62.958
16	131	VIET NAM	39.163.321	15.075.035	21.790.226	8.946.639
17	132	MALDIVES	-	-	50.662	39.897
18	133	INDIA	522.912.195	197.268.141	361.809.565	204.619.459
19	134	PAKISTAN	6.451.688	8.137.383	7.688.364	11.605.560
20	135	BANGLADESH	2.800.083	1.448.481	19.540.768	6.118.350
21	136	SRI LANKA	7.845.549	2.283.481	26.421.214	7.551.919
22	137	AFGHANISTAN	13.600	4.896	15.414	23.326
23	138	INDONESIA	9.073.387	8.374.569	24.848.634	15.021.614
24	141	IRAQ	68.600	40.131	83.130	64.286
25	142	IRAN (ISLAMIC REPUBLIC OF)	1.511.965	851.687	4.560.586	3.987.110
26	143	SAUDI ARABIA	104.135.089	27.139.333	49.079.907	14.344.726
27	145	KUWAIT	1.988.307.831	724.352.711	95.734.039	39.131.122
28	146	JORDAN	165.352.245	13.309.156	123.662.499	15.892.756
29	148	LEBANON	91.326	120.678	106.175	138.296
30	151	YEMEN	195.478	205.112	52.230	39.173
31	152	OMAN	-	-	391.500	133.785
32	153	SYRIA ARAB REPUBLIC	64.011	75.371	45.801	50.432
33	154	TURKEY	21.234.125	19.909.359	32.462.760	26.406.228
34	155	UNITED ARAB EMIRATES	270.502.002	96.225.590	180.513.136	93.599.650
35	156	QATAR	16.165.138	8.280.012	1.769.749	1.140.532
36	157	BAHRAIN	13.248.780	25.614.691	7.000.661	15.259.293
37	158	CYPRUS	-	-	22.463	127.124
38	159	OTH.WEST ASIA	1.490	6.669	24.888	10.672
39	211	EGYPT	111.964.115	9.331.259	275.651.018	17.996.643
40	212	LYBIAN A. JAMAHIRIYA	352.000	267.820	253.100	227.790
41	213	MOROCCO	340.662.273	12.473.326	352.678.080	24.089.010
42	214	TUNISIA	53.827	27.822	14.192.082	6.821.041
43	215	ALGERIA	-	-	16.000	12.000
44	216	SUDAN	165.000	50.325	24.121	21.817
45	217	ERITREA	-	-	62	457
46	219	NAMIBIA	-	-	320.000	232.000
47	221	ETHIOPIA	16.000	6.800	-	-
48	222	TANZANIA, UNITED REPUBLIC OF	741.643	570.879	2.037.353	1.359.431
49	223	MADAGASCAR	163.392	85.851	94.701	79.340
50	225	KENYA	1.134.750	597.518	3.188.500	1.195.788
51	226	REUNION	510.870	55.685	1.426.284	160.204
52	227	MOZAMBIQUE	16.560	16.974	-	-

No. Urut/ Number	Kode Code	Negara Tujuan Country of Origin	2004		2005	
			Volume Net Weight (Kg)	Nilai FOB Value ( US \$ )	Volume Net Weight (Kg)	Nilai FOB Value ( US \$ )
53	230	TOGO	1.999.988	3.571.463	529.283	612.968
54	231	GHANA	20.540	7.669	1.033	6.831
55	234	ANGOLA	-	-	8	1.183
56	235	CONGO	103.252	69.090	-	-
57	236	CAMEROON	291.970	360.589	199.541	175.128
58	237	NIGERIA	1.017.706	694.412	1.912.882	1.670.064
59	238	SIERRA LEONE	317.390	74.587	-	-
60	239	GABON	29.941	48.229	76.940	118.733
61	240	COTE D'IVOIRE	227.830	242.837	179.125	131.819
62	241	SENEGAL	400.000	170.000	280.000	119.000
63	244	BENIN	-	-	898.000	986.816
64	245	BURKINA FASO	-	-	1.208.793	1.443.569
65	247	GAMBIA	8.250	8.400	1	5
66	248	U.S. VIRGIN ISLANDS	59.909	65.421	-	-
67	249	SEYCHELLES	-	-	200.000	124.000
68	251	UGANDA	-	-	245.356	269.102
69	252	CENTRAL AFRICAN REPUBLIC	145.397	89.615	140.900	90.238
70	253	NIGER	11	444	26.799	18.026
71	260	SWAZILAND	12.923	383.177	2.967.834	2.074.009
72	261	SOUTH AFRICA	41.530.001	18.681.933	128.575.910	43.957.631
73	262	ZIMBABWE	19.800	82.170	135.000	384.030
74	263	ZAMBIA	73.500	58.800	-	-
75	267	MAURITIUS	-	-	2.009	12.852
76	268	RWANDA	71.119.522	20.531.154	-	-
77	298	VIRGIN ISLANDS (BRITISH)	94.833	70.645	-	-
78	299	OTHER AFRICA	305.956	383.704	-	-
79	311	AUSTRALIA	1.689.498.864	386.643.673	1.256.203.188	338.394.710
80	312	NEW ZEALAND	101.376.494	44.144.549	121.037.842	42.954.429
81	319	GUAM	1.809	29.848	-	-
82	322	NEW CALEDONIA	-	-	27.360	111.047
83	328	BRITISH INDIAN OCEAN TERRITORY	234.001	140.616	-	-
84	331	AMERICAN SAMOA	223.291	187.178	366.669	276.668
85	333	FIJI	216.000	98.280	8.100.000	688.500
86	340	CHRISTMAS ISLANDS	53.501.023	1.926.270	5.000.000	282.500
87	342	COCOS (KEELING) ISLANDS	-	-	2.178	2.357
88	391	EAST TIMOR	1.094.188	595.175	809.196	979.866
89	411	UNITED STATES	963.740.551	509.310.383	910.938.844	528.020.376
90	412	CANADA	439.079.490	129.527.946	471.684.312	143.235.825
91	421	MEXICO	364.810	534.250	601.614	2.371.886
92	422	GUATEMALA	160.080	132.481	86.250	81.075
93	424	NICARAGUA	-	-	129	2.091
94	425	PANAMA	-	-	16.317.410	7.668.232
95	431	CHILE	44.105.253	23.727.390	90.451.501	58.893.619
96	432	VENEZUELA	479	320	8.691	57.182
97	433	ARGENTINA	365.829.862	119.840.815	706.863.586	169.931.514
98	434	BRAZIL	282.008.148	122.381.598	324.893.211	127.826.765
99	435	COLOMBIA	663.117	1.506.699	660.961	1.616.830
100	436	BOLIVIA	-	-	1	12
101	437	URUGUAY	428.348	583.558	181.230	83.847
102	438	PARAGUAY	-	-	10.580.351	1.777.499
103	441	ECUADOR	139.544	211.752	285.558	641.318
104	442	PERU	8.290.370	5.886.389	21.601.160	14.783.071
105	444	TRINIDAD AND TOBAGO	49.577.680	18.206.236	-	-
106	446	JAMAICA	25	513	-	-

No. Urut/ Number	Kode Code	Negara Tujuan <i>Country of Origin</i>	2004		2005	
			Volume <i>Net Weight</i> (Kg)	Nilai <i>FOB Value</i> ( US \$ )	Volume <i>Net Weight</i> (Kg)	Nilai <i>FOB Value</i> ( US \$ )
107	447	PUERTO RICO	5.900	1.323.351	7.985	766.890
108	451	COSTA RICA	2.144	82.197	1.320	80.000
109	454	ANTIGUA AND BARBUDA	35	843	1	17
110	458	CAPE VERDE	-	-	2.969	3.636
111	463	FRENCH POLYNESIA	32.430	10.468	16.000	4.400
112	467	NETHERLANDS ANTILLES	19.220	32.515	656.050	276.664
113	472	GUADELOUPE	6.763	6.204	-	-
114	511	UNITED KINGDOM	173.687.961	92.384.837	180.223.289	78.414.167
115	512	NETHERLANDS	149.913.232	71.229.501	135.845.377	72.683.741
116	513	FRANCE	47.265.069	56.175.751	69.553.219	60.447.898
117	514	GERMANY, FED. REP. OF	188.231.970	267.727.842	166.886.456	182.878.097
118	515	AUSTRIA	7.377.736	15.811.058	6.603.559	21.927.247
119	516	BELGIUM	83.520.471	45.543.513	90.188.170	47.808.212
120	517	SWITZERLAND	17.013.752	30.171.386	5.171.884	24.905.805
121	518	LUXEMBOURG	2.649	10.862	6.267.658	5.702.909
122	521	DENMARK	2.344.004	5.223.635	12.696.610	9.159.682
123	522	NORWAY	14.686.010	8.677.736	7.365.757	3.009.204
124	523	SWEDEN	29.205.320	29.056.064	23.965.690	26.657.965
125	524	FINLAND	42.172.357	25.752.761	46.784.742	25.213.330
126	525	IRELAND	125.308.189	39.364.271	70.016.733	23.778.528
127	526	ITALY	61.988.463	117.929.203	49.977.685	182.538.148
128	527	SPAIN	27.758.452	27.749.448	61.558.479	49.526.898
129	528	PORTUGAL	385.798	273.612	897.993	687.499
130	531	GREECE	3.625.360	13.997.423	12.662.146	15.280.377
131	540	CZECHOSLOVAKIA	42.913	23.760	108	712
132	542	HUNGARY	362.046	1.795.535	209.281	2.486.415
133	543	POLAND	4.217.859	14.160.029	1.721.811	1.876.963
134	544	ROMANIA	29.656.107	16.472.605	1.225.536	468.061
135	545	BULGARIA	8.166.293	4.330.790	4.512.172	2.857.349
136	547	YUGOSLAVIA	-	-	152	38.796
137	551	BELARUS	-	-	13.539	19.400
138	552	KAZAKHSTAN	24.570.377	12.911.576	19.282.137	11.505.521
139	553	KYRGYZSTAN	315.255	506.240	93.452	73.099
140	554	MOLDOVA, REPUBLIC OF	-	-	415	2.903
141	557	UKRAINE	279.371.686	93.945.724	224.555.696	69.086.585
142	559	LITHUANIA	6.330	65.403	426.220	119.342
143	561	ESTONIA	529.043	286.976	315.104	488.102
144	562	GEORGIA	148.795	81.087	120.314	33.597
145	563	CROATIA	388.737	92.157	17.055	9.877
146	564	BOSNIA AND HERZEGOVINA	319	658	-	-
147	565	MALTA	129	10.086	5	43
148	566	SLOVAKIA	109	2.544	210.863	116.143
149	567	SLOVENIA	899.677	520.016	209.737	666.624
150	568	CZECH REPUBLIC	10.289.596	1.936.371	1.386.749	3.061.531
151	570	REP. OF MACEDONIA	15.412	70.862	254511	1175959
152	572	RUSSIA FEDERATION	171.706.543	42.631.197	348.957.093	99.327.796
<b>JUMLAH</b>			<b>15.645.648.828</b>	<b>6.907.438.859</b>	<b>16.718.828.624</b>	<b>8.592.278.845</b>

**Tabel 12. Ekspor Jawa Timur Menurut Golongan Barang ( HS)  
Tahun 2005**

No.	HS	Jenis Barang	Volume (Kg)	Nilai (US\$)
1	010420900	Goats Other Pure - Bred Breeding Animals	33.018	64.345
2	010600999	Other Live Animals Other Pure-Bred Breeding Animals	6.449	6.515
3	020319000	Meat Of Swine Fresh Or Chilled Other Than Carcasses & Hams	7.143	11.491
4	020820200	Meat & Edible Meat Offal Of Frogs Legs Frozen	1.260.925	4.562.975
5	021020000	Meat Of Bovine Animals	1.526	3.304
6	021090900	Edible Flours & Meals Other Than Salted Or In Brine	180	761
7	030110910	Marine Ornamental Fish	75.477	321.838
8	030110920	Fresh Water Ornamental Fish (Live)	646	21.189
9	030193100	Carp Fish Fry	3.562	23.018
10	030199900	Other Live Fish	18.187	47.160
11	030219000	Other Fish, Fresh Or Chilled	2.125.056	3.122.856
12	030229000	Other Flat Fish, Fresh Or Chilled	2.775.484	4.075.086
13	030232000	Yellowfin Tunas Fresh Or Chilled	3.198.505	5.870.135
14	030239000	Other Tunas Fresh Or Chilled	600.859	697.401
15	030261000	Sardines Fresh Or Chilled	565.213	1.905.284
16	030266000	Eels Fresh Or Chilled	19.940	44.928
17	030269100	Marine Fish Fresh Or Chilled	199.768	291.946
18	030269900	Other Marine Fish Fresh Or Chilled	1.911	6.791
19	030310000	Pacific Salmon Frozen	2.247.673	5.351.510
20	030329000	Other Salmonidae Frozen	7.394.166	5.273.675
21	030331000	Halibut Frozen	164	150
22	030339000	Other Flat Fish Frozen	20.000.656	19.938.390
23	030342000	Yellowfin Tunas Frozen	430.715	1.159.421
24	030343000	Skipjack Or Stripe-Bellied Bonito Frozen	2.209.381	1.897.832
25	030349000	Other Tunas Fish Frozen	4.578.948	5.746.466
26	030371000	Sardines Frozen	1.824.362	1.134.561
27	030374000	Mackerel Frozen (Scomber Scombrus, Scober Australasicus, S. Japonicus)	92.740	77.925
28	030375000	Dogfish And Other Sharks Frozen	39.360	19.528
29	030376000	Eels Frozen	383	454
30	030379100	Marine Fish Frozen	22.319.522	20.166.238
31	030379900	Other Than Marine Fish Frozen	4.387.985	3.840.867
32	030380200	Roes Of Tunas	13.794	8.661
33	030410100	Fish Fillets Fresh Or Chilled	24.157	286.538
34	030420000	Frozen Fillets	13.292.054	29.179.278
35	030490100	Other Fish Meat Of Marine Fish	4.893.541	7.050.395
36	030510000	Fish Meal Fit For Human Consumption	819.380	292.558
37	030520900	Livers & Roes Other Than Smoked	5.951	66.371
38	030530000	Fish Fillets, Dried, Salted Or In Brine, But Not Smoked	241.153	761.996
39	030549000	Other Than Salmon & Herring Smoked	2.666.148	1.972.293
40	030559100	Teri Fish Dried	364.581	1.211.912
41	030559300	Shark Fins Dried	1.081.362	5.833.024
42	030559900	Other Dried Fished Whether Or Not Salted But Not Smoked	3.444.995	18.080.507
43	030569100	Teri Fish Salted	1.876.048	15.022.286
44	030569900	Other Fish, Salted But Not Dried Or Smoked	289.578	837.798
45	030611000	Rock Lobsters & Other Sea Crawfish Frozen	35.543	223.626
46	030612000	Lobsters Frozen	18.653	123.502
47	030613000	Shrimps And Prawns Frozen	46.396.402	317.791.461
48	030614000	Crabs Frozen	591.262	6.231.286
49	030619100	Crayfish Frozen	25.118	121.686
50	030619900	Other Than Crayfish Frozen	304.407	2.247.704
51	030621900	Rock Lobster & Other Sea Crawfish Other Than In Airtight Container	3	35
52	030622100	Lobster In Airtight Container	25.650	207.651
53	030622900	Lobster Oth. Than In Airtight Container	149.392	271.838
54	030623900	Shrimps And Prawns Other Than In Airtight Container	112.264	346.390
55	030624100	Crabs In Airtight Container	2.232.289	24.361.119

No.	HS	Jenis Barang	Volume (Kg)	Nilai (US\$)
56	030624900	Crabs Other Than In Airtight Cont.	76.993	103.513
57	030629190	Other Cray Fish	1.044.763	322.436
58	030710000	Oysters Fit For Human Consumption	93.809	29.215
59	030721000	Scallops Live, Fresh Or Chilled	109.798	95.554
60	030729100	Scallops Frozen	120.940	170.589
61	030729900	Scallops Other Than Frozen	113.726	183.180
62	030739100	Mussels Frozen	190.565	377.592
63	030739900	Mussels Other Than Frozen	4.328	4.317
64	030749100	Cuttle Fish Frozen	880.155	1.388.859
65	030749900	Cuttle Fish Other Than Frozen	1.659	900
66	030751000	Octopus Live, Fresh Or Chilled	56.137	153.575
67	030759100	Octopus Frozen	2.932.240	7.725.258
68	030759900	Octopus Other Than Frozen	425	2.125
69	030760000	Snails, Other Than Sea Snails	1.354.905	2.362.287
70	030799400	Jelly Fish Frozen	421.126	513.855
71	030799900	Other Molluscs Frozen	2.748.975	7.262.854
72	040110000	Milk Of A Fat Content, By Weight, Not Exceeding 1 %	1.961	2.598
73	040120000	Milk Of A Fat Content, By Weight 1-6 %	7.305.558	3.461.772
74	040210100	Milk & Cream Of Fat Lte. 1.5% Added Sugar In Pow'R Form,In Pack.>=25	1.761.671	1.904.115
75	040221900	Other Milk & Cream Not Cont Added Sugar, Weight Lt. 25 Kg, Not In Po	1.028.694	1.018.143
76	040229000	Other Milk & Cream Cont Added Sugar	5.783.658	7.134.533
77	040299000	Other Milk & Cream Added Sugar Or Other Sweetening Matter	40.803	50.014
78	040310000	Yoghurt	23.062	21.759
79	040390900	Other Buttermilk, In Packing >= 25 Kg Net	76.397	66.147
80	040490000	Oth. Whey,Whether/Not Concentrated/Cont.Added Sugar/Oth.Sweetng Matte	359	746
81	040510000	Butter	2.252	3.287
82	040590100	Milk Fat	190	475
83	040590900	Other Butter And Fat Derived From Milk Nes	136.800	310.764
84	040899000	Other Than Egg Yolks Oth.Than Dried	824.434	74.911
85	040900000	Natural Honey	5.142	23.568
86	041000000	Edible Products Of Animal Origin, Not Elsewhere Specified/Included	44.006	16.370.527
87	050510000	Feathers Of A Kind Used For Stuff Ing Down	280.213	204.780
88	050590000	Other Parts Of Birds	922.350	595.363
89	050690000	Other Bones & Horn - Cores	20.608	9.023
90	050710900	Ivory Other Than Powder	1.720	1.390
91	050790900	Other Hooves	59.600	146.824
92	050800000	Coral And Similar Material, Unworkd Or Simply Prepared	3.377.773	1.418.710
93	050900000	Natural Sponges Of Animal Origin	3.207	6.462
94	051191000	Product Of Fish Or Crustaceans, Molluscs Or Other Aquatic Invertebrate	239.842	314.371
95	051199200	Sinews And Tendons	95	1
96	060110000	Bulbs, Tubers, Tuberous Roots,Cormsand Rhizomes, Dormant	971	13.591
97	060120900	Other Bulbs	58.306	45.096
98	060210900	Other Unrooted Cutting & Slips Of Rubber Woods	526.310	348.677
99	060220000	Edible Fruit Or Nut Trees,Shrubs And Bushes, Grafted Or Not	49.148	38.246
100	060290310	Marine Plants In Aquarium	847	1.408
101	060290900	Other Plants Used In Aquarium	2.141	8.599
102	060310000	Fresh Cut Flowers For Ornamental Purposes	195.454	121.448
103	060390000	Other Fresh Cut Flowers For Ornamental Purposes	252.286	117.884
104	060410900	Moses And Lichens Other Than Fresh	118.712	68.630
105	060491000	Other Moses And Lichens Fresh	13.400	13.807
106	060499000	Oth Moses & Lichens Oth. Than Fresh	1.336.561	453.495
107	070190000	Potatoes, Fresh / Chilled Other Than Seed	156.408	183.250
108	070200000	Tomatoes, Fresh Or Chilled.	27	50
109	070310100	Onions Fresh Or Chilled	5	5
110	070310200	Shallots Fresh Or Chilled	4.126	13.467
111	070320000	Garlic Fresh Or Chilled	10.726	5.889
112	070390000	Leeks & Other Alliaceous Vegetables	39.398	12.458
113	070490100	Cabbages Fresh Or Chilled	6.100.249	1.077.661
114	070490900	Other Cabages Fresh Or Chilled	26.813	10.709

No.	HS	Jenis Barang	Volume (Kg)	Nilai (US\$)
115	070521000	Witloop Chicory Fresh Or Chilled	15.860	3.172
116	070529000	Other Chicory Fresh Or Chilled	5.940	2.645
117	070610000	Carrots & Turnips Fresh / Chilled	158.160	34.546
118	070690000	Othersalad Beetroot Salsify, And Other Fresh Or Chilled	143.279	18.655
119	070700200	Gherkins Fresh Or Chilled	544	19.241
120	070810000	Peas (Pisum Sativum) Fresh/Chilled	1.527.234	1.104.816
121	070820000	Beans (Vigna Spp., Phaseolus Spp.) Fresh Or Chilled	5.000	8.500
122	070890000	Other Leguminous Vegetables Fresh Or Chilled	269.078	343.525
123	070930000	Aubergines (Egg-Plants) Fresh Or Chilled	172	1.491
124	070951000	Mushrooms Fresh Or Chilled	2.230.068	2.103.664
125	070960000	Fruits Of The Genus Capsicum Or Of The Genus Pimenta Fresh Or Chilled	276.607	506.733
126	071010000	Potatoes Frozen	408	74
127	071029000	Other Leguminous Vegetable Frozen	578.141	584.426
128	071040000	Sweet Corn Frozen	11.542	6.047
129	071080000	Other Vegetables Frozen	13.259	36.390
130	071090000	Mixtures Of Vegetables Frozen	76.560	97.436
131	071140900	Cucumber & Gherkins Oth In Airtightcontainers	339	2.943
132	071190110	Friuts Of The Genus Capsicum / Of The Genus Pimenta In Airtight Cont	966	2.486
133	071190990	Other Preserved Vegetables Other Than In Airtight Containers	356.554	40.300
134	071230000	Mushrooms And Truffels Dried	133.273	120.257
135	071290900	Other Vegetables Dried	240.675	382.493
136	071331000	Beans Of The Species Vigna Mungo Hepper/ Vigna Radiata Wilczek Drie	11.673.251	3.566.340
137	071332000	Small Red (Adzuki) Beans (Phaseolus Vigna Angularis ) Dried	46.000	27.025
138	071339000	Kidney Beans	44.629	7.714
139	071390000	Other Dried Leguminus Vegetables	7.341	2.596
140	071410100	Manioc Dried And Sliced	168.858.821	17.585.571
141	071420000	Sweet Potatoes	94.564	127.442
142	071490100	Sago Pith	1.573	1.551
143	071490900	Other Than Sago Pith	245	769
144	080111000	Coconut Desiccated	4.165.450	1.791.684
145	080119900	Other Coconut	267.051	51.574
146	080121000	Brazil Nut In Shell	2.672.362	2.805.983
147	080122000	Brazil Nut Shelled	12.838.171	8.440.997
148	080131000	Cashew Nut In Shell	65.328.997	55.194.355
149	080132000	Cashew Nut Shelled	1.514.306	5.806.058
150	080212000	Almonds Shelled Fresh Or Dried	7.495	2.800
151	080290120	Areca Nuts Shelled	357.210	448.828
152	080290910	Other Nuts In Shell	29.399	19.375
153	080300100	Benanas, Including Plantains Fresh	6.890	11.958
154	080410100	Dates Fresh	204	398
155	080430000	Pineapples Fresh Or Dried	8.060	2.415
156	080450200	Mangoes Fresh Or Chilled	278.426	202.849
157	080450300	Mangoesteens Fresh Or Chilled	3.109.211	2.120.528
158	080510100	Oranges Fresh	19	12
159	080520110	Mandarins Fresh	9	30
160	080590910	Other Citrus Fruit Fresh	9	40
161	080620000	Grapes Dried	23.818	118.339
162	080711000	Watermelons Fresh	18.551	9.491
163	080719000	Other Melons Fresh	2.757	64.240
164	080920000	Cherries Fresh	44.409	175.625
165	081090190	Other Tropical Fruits Fresh	26.164	6.145
166	081190100	Other Fruit And Nuts Containingadded Sugar	123.400	10.856
167	081290000	Other Fruit And Nut Provisionally Preserved	8.984	1.610
168	081330000	Apples Dried	54.327	151.483
169	081340100	Tamarinds Dried	13.590.650	2.171.005
170	081400900	Peel Of Citrus Fruit Or Melons Other Fresh, Frozen Or Dried	21.515	1.345
171	090111300	Coffee,Not Roasted Not Decaffeinated Arabica Oib	63.452.502	71.708.941
172	090111900	Other Coffee,Not Roasted Not Decaffeinated	37	251
173	090112200	Coffee,Not Roasted Decaffeinate Arabica Wib	34.275	23.803



No.	HS	Jenis Barang	Volume (Kg)	Nilai (US\$)
174	090121000	Coffee Roasted Not Decaffeinated	74.080	186.303
175	090122100	Coffee, Roasted Decaffeinate In Powder Form	977.533	1.380.468
176	090122900	Other Coffee, Roasted Decaffeinate	553	22.320
177	090190000	Other Coffee Roasted	599.478	1.570.446
178	090210200	Green Tea Packing Lte. 3 Kg Dust	50.388	31.762
179	090220200	Oth Green Tea (Not Fermented) Leaf	65.152	73.872
180	090230000	Black Tea (Fermented) And Partly Fermented	1.713.913	1.961.737
181	090240200	Other Black Tea (Fermented) Dust	14.750	12.082
182	090300000	Mate.	2.603.743	1.601.151
183	090411100	Pepper Neither Crushed Nor Ground Green	731.538	794.038
184	090411290	Oth White Pepper, Neither Crushed Nor Ground	20.958	10.461
185	090411390	Other Black Pepper, Neither Crushednor Ground	136.284	155.263
186	090412000	Pepper Crushed Or Ground	56.000	61.544
187	090420000	Fruits Of The Genus Capsicum Or The Genus Pimenta, Dried Or Crushed	544.296	420.612
188	090500100	Vanilla Whole	17.756	528.010
189	090500900	Other Vanilla	9.998	211.150
190	090610000	Cinnamon & Cinnamon-Tree Flowers Neither Crushed Nor Ground	18.561	52.107
191	090700100	Cloves	3.954.214	7.150.456
192	090700900	Cloves ( Whole Fruit Or Steam )	1.541.366	3.822.033
193	090810100	Nutmeg In Shell	1.008.460	3.564.092
194	090810200	Nutmeg Shelled	2.680.311	3.412.748
195	090820000	Mace	6.809.334	22.418.062
196	090830000	Cardamoms	2.204.807	1.622.881
197	091010100	Ginger Fresh	243.394	106.178
198	091030900	Other Turmeric (Curcuma)	1.201.625	893.207
199	091050000	Curry	3.909	16.840
200	091099000	Other Spices	6.918.236	2.609.585
201	100510000	Maize ( Corn ) Seeds	153.430	285.208
202	100590000	Maize ( Corn ) Other Seeds	9.226.879	2.507.660
203	100630000	Semi-Milled Or Wholly Milled Rice, Whether Or Not Polished Or Glazed	7.628.369	1.541.976
204	100830000	Canary Seed	1.817	2.241
205	100890000	Other Cereals	3.209	5.101
206	110100000	Wheat Or Meslin Flour.	5.394.178	1.322.905
207	110230000	Rice Flour	580.064	140.995
208	110290000	Other Cereal Flour	106.028	794.892
209	110429900	Other Worked Grains Of Oth Cereals	142.470	127.219
210	110510000	Flour, Meal And Powder	494.413	108.692
211	110520000	Flakes	1.172	1.890
212	110610000	Flour & Meal Of The Dried Leguminous Vegetables	365	193
213	110620000	Flour And Meal Of Sago Or Of Roots Or Tubes Of Heading 07.14	115.778	20.784
214	110630000	Flour And Meal Of The Products Of Chapter 8	760.951	658.004
215	110814000	Manioc (Cassava) Starch	5.363.680	375.458
216	110819000	Other Starches	219.396	38.922
217	120100900	Other Soya Beans Whether Or Not Broken	331.440	307.703
218	120210000	Ground-Nuts, Not Roasted/Otherwhisecooked In Shell	836.678	827.727
219	120220000	Ground-Nuts, Not Roasted/Otherwhisecooked Shelled,Whether / Not Broke	212.951	329.500
220	120300000	Copra.	5.590.853	335.917
221	120710000	Palm Nuts And Kernels	131	153
222	120720000	Cotton Seeds	1.408.284	207.266
223	120740000	Sesamum Seeds	791.401	499.149
224	120799000	Other Oil Seeds And Oleaginous Fruit, Whether Or Not Broken, Nes	2.718.030	2.294.638
225	120810000	Flour And Meal Of Soya Beans	18.000	9.500
226	120890000	Flour And Meals Of Oil Seeds	653.559	164.670
227	120930000	Seeds Of Herbaceous Plants Cultivatted Principally For Their Flowers	300	300
228	120991000	Vegetable Seeds	711.031	613.355
229	120999000	Other Seeds, Fruit And Spores Of A Kind Used For Sowing, Nes	55.140	10.829
230	121110000	Liquorice Roots	356.832	253.504
231	121190120	Garro Wood	677.490	549.191
232	121190140	Sandal Wood	106.650	37.328

No.	HS	Jenis Barang	Volume (Kg)	Nilai (US\$)
233	121190190	Other Plants For Perfumery	7.007	5.400
234	121190260	Coca Leaf	253.776	59.492
235	121190290	Other Plant Used Pharmacy	2.252.721	591.607
236	121210000	Locust Bean, Including Locust Bean Seeds	3.065	3.720
237	121220100	Seaweeds	43.167.505	24.663.700
238	121291000	Sugar Beet	1.010.880	130.090
239	121292000	Sugar Cane	300	272
240	121299100	Emping Melinjo	90.596	160.826
241	121490900	Other Swedes, Mangolp, Fudder Roots Etc In Other Form	4.812.171	682.449
242	130110000	Lac	89.855	148.806
243	130120000	Gum Arabic	792.000	79.420
244	130190100	Gum	951.027	916.929
245	130190900	Other Lac	2.753.678	2.375.960
246	130211900	Other Opium	37.000	22.760
247	130212000	Vegetable Saps And Extracts Of Liquorice	100	12
248	130219000	Other Vegetable Saps And Extracts	25.542	42.348
249	130220000	Pectic Substances, Pectinates And Pectates	100	1.950
250	130231000	Agar-Agar	1.095.115	1.182.205
251	130239000	Other Mucilages & Thickeners	353.536	2.665.426
252	140110000	Bamboos	1.312.572	474.562
253	140120100	Rattan Mixed, Roughly Rubbed, Un Washed, Smoked Or Sulphured	9.013.524	7.127.801
254	140190210	Kumpai Mixed, Roughly Rubbed, Un- Washed, Smoked Or Sulfured	728.087	1.030.961
255	140210000	Kapok	1.044.530	851.275
256	140290000	Other Vegetable Materials Of A Kind Used Primarily As A Stuffing	15.764	7.409
257	140390000	Other Vegetable Materials Of A Kind Used Primarily In Brooms	45.038	114.958
258	140410300	Gambir	89.406	43.642
259	140410900	Other Raw Veg. Matrl. Used In Dyeing Or Tanning	6.000	24.075
260	140490900	Other Vegetable Products	1.455.840	778.287
261	150420000	Fats And Oils And Their Fractions, Of Fish Other Than Liver Oils	818.314	598.624
262	150590100	Lanolin	965	3.800
263	151110000	Crude Palm Oil	2.500.000	903.095
264	151190000	Other Palm Oil	116.508.419	47.104.546
265	151219000	Other Sun Flower Seed Oil	159	3.490
266	151311000	Crude Oil Of Copra	34.606.183	19.570.833
267	151319000	Other Copra Oil	10.420.780	6.985.174
268	151321000	Crude Oil Of Palm Kernel	5.940.000	3.446.974
269	151329000	Other Palm Kernel Oil	2.498.710	1.124.420
270	151519000	Other Linseed Oil	96.000	23.600
271	151530000	Castor Oil And Its Fractions	10.244	12.003
272	151540000	Tung Oil And Its Fractions	19.840	33.129
273	151590400	Tengkawang Oil	706.540	199.118
274	151590900	Other Fixed Vegetable Fats & Oil	8.063	4.330
275	151620100	Vegetable Fats & Oil >= 10 Kg	342.668	217.291
276	151710900	Margarine, Excl. Liquid Margarine In Other Container	54.372.895	23.136.927
277	151790910	Other Edible Mixture Of Vegetable Origin	8.363.260	3.676.064
278	151790930	Edible Mixture Of Mixed Vegetable And Animal Origin	24	71
279	151800910	Mixture Of Vegetable Origin	151.381	101.459
280	152000000	Glycerol, Crude; Glycerol Waters And Glycerol Lyes	10.311.572	3.270.178
281	152200000	Degras; Residues Resulting From The Treatment Fatty Substances	145.040	15.771
282	160239000	Other Prepared Or Preserved Meat, Meat Offal / Blood Of Heading 01.05	76	81
283	160300200	Fish Extracts	320.281	349.090
284	160413100	Sardines, Sadinella And Brisling Or Sprats In Airtight Containers	602.110	267.119
285	160413900	Sardines In Other Container	130.178	114.013
286	160414100	Tuna, Skipjack And Bonito In Air Tight Containers	30.187.169	80.827.553
287	160414900	Tuna, Skipjack In Other Containers	1.954.364	6.688.197
288	160415000	Mackerel Prepared Or Preserved	33.756	41.659
289	160416000	Anchovies Prepared Or Preserved	853	4.050
290	160420000	Other Prepared Or Preserved Fish	207.315	3.677.043
291	160510100	Crab In Airtight Containers	1.128.702	5.489.517

No.	HS	Jenis Barang	Volume (Kg)	Nilai (US\$)
292	160520000	Shrimps And Prawns Prepared Or Pre Served	13.778.502	106.828.810
293	160590100	Other Aquatic Invertebrates In Airtight Containers	867.642	2.099.084
294	170111000	Cane Sugar	438.501	55.659
295	170191000	Other Cane Or Beet Sugar Containing Added Flavouring Or Colouring	288.961	186.003
296	170199900	Other Raw Sugar	178.915	55.276
297	170219100	Oth. Kinds Of Lactose/Lactose Syrup Not Added Flavouring,For Industry	1.253	2.649
298	170230100	Glucose & Glucose Syrup, Not Cont. Fructose For Pharmaceutical Indust	33.357	49.713
299	170230910	Glucose Not Containing Fructose	1.945.361	738.641
300	170260100	Other Fructose & Fructose Syrup For Pharmaceutical Industry	17.198	18.170
301	170290900	Other Invert Sugar	1.680.216	889.503
302	170310000	Cane Molasses	15.922.950	2.208.572
303	170390000	Other Molasses	64.413	26.574
304	170410000	Chewing Gum, Whether Or Not Sugar Coated	5.770	13.831
305	170490110	Medicated Sweets	1.642	5.261
306	170490120	Not Medicated Sweets	2.798.264	3.950.504
307	170490990	Other Confectionary Sugar	5.124	4.158
308	180100000	Cocoa Beans, Whole Or Broken, Raw Or Roasted	21.001.142	31.366.590
309	180200000	Cocoa Shells,Husks,Skins And Other Cocoa Waste	102.308	118.635
310	180310000	Cocoa Paste Not Defatted	20.010	41.073
311	180320000	Cocoa Paste Wholly/Partly Defatted	2.600.640	872.008
312	180400000	Cocoa Butter, Fat And Oil.	2.623.755	10.884.661
313	180500000	Cocoa Powder, Not Containing Added Sugar/Other Sweetening Matter	2.966.768	9.834.735
314	180610000	Cocoa Powder, Containing Added Sugar / Other Sweetening Matter	135.927	119.099
315	180620000	Oth Preparations Containing Cocoa	49.597	67.232
316	180631000	Oth Chocolate In Blocks,Slabs/Bars Filled	421	961
317	180632000	Oth Chocolate In Blocks,Slabs/Bars Not Filled	1.483	954
318	180690000	Sugar Confectionary Containing Cocoa In Any Proportion	214.326	487.959
319	190110000	Prep. Malt Extract For Infant Use, Put Up For Retail Sale	109.035	155.500
320	190120000	Mixes And Doughs For The Preparation Of Baker'S Wares	2.836.441	843.732
321	190190210	Kerupuk Of Shrimps	4.355.988	6.503.139
322	190190290	Other Kerupuk	3.436.347	3.597.949
323	190190910	Other Malt Extract In Pack. >=25 Kg	25.712.163	21.745.222
324	190211900	Other Paste Containing Eggs	229.570	98.604
325	190219100	Rice Vermicelli (Bee Hoon)	1.062	308
326	190219900	Other Paste Not Containing Eggs	1.827.804	2.825.926
327	190230000	Other Pasta	7.521.759	5.029.951
328	190300110	Pearl Tapioca	1.073	1.729
329	190300900	Other Substitutes Of Tapioca	1.216.937	178.727
330	190410000	Prepared Foods Obtained By The Swelling Or Roasting	157.209	14.248
331	190420000	Prepared Foods Obtained From Un Roasted Cereal	126.764	88.256
332	190490000	Other Prepared Foods	23.925	39.135
333	190510000	Crispbread	46.175	19.493
334	190520000	Gingerbread And The Like	412	232
335	190530100	Sweet Biscuits	1.201.817	1.028.942
336	190530900	Wafers And Other Sweet Biscuits	1.798.877	3.427.175
337	190540000	Rusks, Toasted Bread And Similar Toasted Products	40.199	66.389
338	190590200	Communion Wafers, Empty Cachets Ofa Kind Suitable For Pharm. Use	9.753	2.105
339	190590300	Unsweetened Biscuits	277.865	304.490
340	190590900	Other Bread Or Pastry	1.365.495	1.133.580
341	200110900	Cucumbers And Gherkings In Other Container	1.899	2.461
342	200120900	Onions In Other Container	5.020	17.236
343	200310100	Mushrooms In Airtight Containers	11.525.148	12.320.113
344	200490900	Oth. Vegetable Prepared In Other Container Frozen	3.217.180	4.349.769
345	200520000	Potatoes Prepared Or Preserved Oth.Wise Than By Vihegar, Not Frozen	1.112	1.720
346	200559000	Other Beans Prepared Or Preserved Other Than By Vihegar Not Frozen	8.066	13.591
347	200600000	Fruit,Nuts,Fruit-Peel & Oth. Parts Of Plants, Preserved By Sugar	1.877	9.490
348	200710000	Homogenised Preparations	541.053	529.394
349	200799900	Oth. Fruit Being Cooked Preparation	180.558	171.111
350	200811100	Roasted Ground-Nut Otherwise Prepared Or Preserved	33.232	50.581

No.	HS	Jenis Barang	Volume (Kg)	Nilai (US\$)
351	200811900	Unroasted Ground-Nut Prepared Or Preserved	36.240	109.262
352	200819000	Other Ground-Nut, Including Mixtureprepared Or Preserved	4.196.854	3.691.626
353	200820300	Pineapples In Syrup And In Airtight Containers	505	967
354	200830000	Citrus Fruit Otherwise Prepared Or Preserved	390	565
355	200891000	Palm Hearts Prepared Or Preserved	201.236	13.272
356	200892000	Mixtures Non-Alcoholic Prepared	3.203	5.043
357	200899000	Other Non-Alcoholic Prepared	257.853	488.922
358	200919910	Orange Juice In Packing >= 20 Kg	67.931	73.710
359	200920990	Grapefruit Juice Not For Ret. Sale	18.811	22.658
360	200980100	Juice Of Any Other Fruit/Vegetable Ready For Consump. Without Dilutio	25.966	210.408
361	200990100	Mixtures Of Juice Ready For Consump Without Dilution	3.820	5.278
362	210111000	Extracts, Essences And Concentrates Of Coffee	1.289.671	5.788.268
363	210112000	Preparations With A Basis Of Extracts, Basis Of Coffee	411.929	1.203.813
364	210210000	Active Yeasts	1.343	237
365	210230000	Prepared Baking Powders	3.240	4.019
366	210310100	Soya Sauce Sweet	454.825	248.704
367	210310200	Soya Sauce Salted	4.215	3.950
368	210310900	Other Soya Sauce	1.329.944	806.988
369	210320900	Other Sauces Of Tomato	1.465	3.170
370	210390900	Other Sauces & Preparation There Of	235.416	637.824
371	210410900	Other Soups & Broths	6.010	10.525
372	210420000	Homogenised Composite Food Prep.	153.611	702.558
373	210500000	Ice Cream And Other Edible Ice, Whether Or Not Containing Cocoa	45.385	134.519
374	210690210	Non-Alcoholic Preparations Use For Making Beverages In Packing >=25 K	99.626	110.427
375	210690590	Compound Used For Making Beverages In Other Packing	63.276	81.980
376	210690900	Other Food Preparation N.E.S	270.905	570.925
377	220110000	Mineral Waters And Aerated Waters	11.117.906	1.889.315
378	220190100	Ice And Snow	57	13
379	220190900	Other Mineral Waters	87.570	63.164
380	220210000	Waters, Including Mineral Waters And Aerated	825.032	676.621
381	220290000	Other Mineral Water Containing Added Sugar	193.558	210.663
382	220300000	Beer Made From Malt.	284.527	251.379
383	220590000	Vermouth And Other Wine In Contain Er 2 Litres Net Or More	2.885	4.561
384	220600100	Cider And Perry	2.556	2.328
385	220600200	Sake (Rice Wine)	7.370	4.398
386	220600900	Other Fermented Beverages	15.980	37.683
387	220710000	Undenatured Ethyl Alcohol Of An Alcoholic Strength By Vol. >= 80 %	1.026.642	686.351
388	220720000	Ethyl Alcohol And Other Spirits, Denatured, Of Any Strength	1.770.434	1.048.263
389	220890000	Other Undenatured Ethyl Alcohol	35.856	43.743
390	220900000	Vinegar And Substitutes For Vinegar Obtained From Acetic Acid	3.802.065	2.796.998
391	230110900	Pellet Of Meat; Greaves Etc.	4.403.175	1.464.364
392	230120100	Fish Meal	228.860	92.498
393	230210000	Bran, Sharps And Other Residues Of Maize (Corn)	165.600	17.388
394	230230000	Bran & Other Residues Of Wheat	64.572.100	6.654.846
395	230250000	Bran And Other Residues Of Legumin.Plants	506.000	58.395
396	230310100	Residues Of Starch Mfc. Of Manioc	220.223	37.394
397	230310900	Residues Of Starch Mfc. Of Oth Thanmanioc Or Sago	2.167.000	337.571
398	230320000	Beet Pulp, Bagasse And Other Waste Of Sugar Manufacture	116.450	17.861
399	230610000	Oil-Cake And Other Solid Residues Of Cotton Seeds	1.161.163	133.195
400	230640000	Oil-Cake And Other Solid Residues Of Rape Or Colza Seeds	287.432	61.338
401	230650200	Oil-Cake And Other Solid Residues Of Coconut / Copra Coconut B	52.321.350	3.579.208
402	230660000	Oil-Cake And Other Solid Residues Of Palm Nuts / Kernels	4.636.012	173.557
403	230690000	Other Oil-Cake And Other Residues	1.434.324	124.731
404	230910000	Dog Or Cat Food, Put Up For Retail Sale	22.822	248.170
405	230990912	Complete Feed Fow Swine	12.500	8.706
406	230990919	Other Complete Feed Used For Animal	139.714	125.577
407	230990991	Meat Bone Meal And Hydrolised Feather Meal	12.580.045	4.787.022
408	240110100	Tobacco, Not Stemmed/Stripped Virginia Type Flue Cured	3.034	71.445
409	240110900	Tobacco, Not Stemmed/Stripped Of Other Than Virginia	26.343.077	53.177.261

No.	HS	Jenis Barang	Volume (Kg)	Nilai (US\$)
410	240120100	Tabacco, Partly Or Wholly Stemmed/ Stripped Virginia Type Flue Cured	8.289.258	22.302.171
411	240120900	Tabacco, Partly Or Wholly Stemmed/ Stripped Of Other Than Virginia	8.366.376	19.355.547
412	240130000	Tobacco Refuse	2.985.188	1.115.929
413	240210000	Cigars, Cheroots And Cigarillos, Containing Tobacco	1.071.904	5.186.909
414	240220900	Other Cigarettes	4.207.923	57.006.143
415	240290000	Other Cigar/Cigarettes Of Tobacco Substitutes	11.084	25.920
416	240310100	Blended Tobacco Of Burley Type	4.641.142	14.452.004
417	240310900	Other Manufactured Tobacco	2.291	8.629
418	240399900	Other Manufactured Tobacco Extract And Essences	13.317	381.861
419	250100100	Table Salt	185.079	99.557
420	250100900	Other Salt	581.329	328.023
421	250300000	Sulphur Of All Kinds, Other Than Sublimed Sulphur	18.000	3.546
422	250410000	Natural Graphite In Powder/In Flake	538.000	87.272
423	250490000	Natural Graphite In Other Form	52	50
424	250510000	Silica Sands And Quartz Sands	68.008	7.957
425	250700100	Kaolin (China Clay)	227	590
426	250810000	Bentonite	1.804.120	277.487
427	250820100	Fuller'S Earth	3.633.568	476.063
428	250830000	Fire-Clay	11.526	14.219
429	250840000	Other Clays	8.822	7.188
430	250900000	Chalk	300	510
431	251020000	Natural Calcium Phosphates Ground	256.200	30.541
432	251200000	Siliceous Fossil Meals & Similar	1.412	2.766
433	251311000	Crude/In Irregular Pieces,Including Crushed Pumice (" Bimskies ")	292.673.265	14.844.741
434	251319000	Other Pumise Stone	4.755.328	309.109
435	251400000	Slate, Whether Or Not Roughly Trimmed Or Merely Cut	20.000	1.425
436	251511000	Marble And Travertine Crude Or Roughly Trimmed	288.468	397.886
437	251512100	Marely Cut Marble	580.538	200.243
438	251520000	Ecaussine And Other Calcareous Monumental Or Building Stone	6.818	2.600
439	251612100	Granit, Merely Cut, By Sawing Or Otherwise Into Slab	3.808	1.120
440	251621000	Sandstone Crude Or Roughly Trimmed	6.994	16.754
441	251690000	Other Monumental Or Building Stone	6.680.401	855.542
442	251710000	Pebbles, Gravel, Broken Or Crushed Stone	437.643	34.902
443	251730000	Tarred Macadam	168.830	6.721
444	251741000	Granules,Chippings&Powder Of Marble	68.082	12.600
445	251749000	Granules,Chippings & Powder Of Other Pebbles	199.399	105.519
446	251810000	Dolomite Not Calcined	40.000	6.600
447	252010000	Gypsum; Anhydrite	13.466	17.230
448	252020000	Plasters	23.482	5.097
449	252100000	Limestone Flux; Limestone And Othercalcareous Stone	37.079	35.477
450	252210000	Quicklime	12.802.500	926.586
451	252321000	White Cement, Of Portland Cement	88.887	48.836
452	252329100	Portland Cement Type I	201.307	31.182
453	252390000	Other Hydraulic Cements	75	51
454	252400000	Asbestos.	6.652	2.022
455	253090000	Other Mineral Substances	480.324	12.339
456	260111100	Iron Ores, Non-Aglomerated	40.000.000	640.000
457	260112100	Iron Ores, Agglomerated	15	75
458	260200000	Manganese Ores & Concentrates, With A Manganese Content >= 20%	441.760	30.514
459	262100000	Other Slag & Ash, Including Seaweedash (Kelp)	51.806	6.321
460	270111000	Anthracite	28	180
461	270112000	Bituminous Coal	16.000	2.560
462	270119000	Other Coal	20.000	440
463	270400000	Coke And Semi-Coke Of Coal, Of Lig Nite Or Of Peat	530.097	142.047
464	270500000	Coal, Water, Producer Gas & Similargasses, Oth. Than Petroleum Gasse	6.000	4.800
465	270900100	Crude Oil To Be Refined	785.208.000	317.187.447
466	271000290	Other Motor Spirit	33.350	16.468
467	271000910	Lubricating Oil Without Additive	61.378	37.394
468	271000950	Transformer Oil	65	60

No.	HS	Jenis Barang	Volume (Kg)	Nilai (US\$)
469	271000990	Other Petroleum Oil	924.477	641.766
470	271129000	Other Petroleum In Gaseous State	168.000	69.533
471	271220000	Paraffin Wax Containing By Weight Less Than 0.75 % Of Oil	997.442	635.822
472	271290900	Other Petroleum Jelly	88	59
473	271312000	Petroleum Coke Calcined	1.350.000	264.542
474	271490000	Other Natural Bitumen & Asphalt	1.272.090	266.586
475	280110000	Chlorine	592.960	117.593
476	280200000	Sulphur, Sublimed Or Precipitated; Colloidal Sulphur	148.000	24.974
477	280440000	Oxygen	9	370
478	280470000	Phosphorus	4.371	11.366
479	280519000	Other Alkali Metals	32	84
480	280521000	Calcium	420	759
481	280610000	Hydrogen Chloride (Hydrochloric Acid)	192.000	16.856
482	280700000	Sulphuric Acid; Oleum.	25.000	3.221
483	281122100	Silica Powder Precipitated Dehydrated	6.211.300	6.605.180
484	281122900	Other Silicon Dioxide	864	72
485	281129000	Other Inorganic Oxygen	7.721	110.900
486	281410000	Anhydrous Ammonia	1.354.037	308.151
487	281511000	Sodium Hydroxide Solid	891.000	264.348
488	281700100	Zinc Oxide	20.000	28.800
489	282300000	Titanium Oxides	20.000	36.000
490	282410000	Lead Monoxide (Litharge, Massicot)	2.860.599	3.249.154
491	282580000	Antimony Oxides	99	259
492	282612000	Fluorides Of Aluminium	2.862.153	1.842.100
493	282619000	Other Fluorides	160.000	56.800
494	282720000	Calcium Chloride	266.055	777.416
495	282735000	Other Chlorides Of Nickel	3.861	6.148
496	282741000	Chloride Oxides & Chloride Hydroxides of Copper	11.000	26.106
497	282810000	Commercial Calcium Hypochlorite And Other Calcium Hypochlorites	4.363.236	2.465.295
498	283110000	Dithionites & Sulfoxylates Of Sodium	52.900	67.758
499	283220000	Other Sulphites	63.176	65.387
500	283327000	Other Sulphates Of Barium	4	6
501	283330000	Alums	430.000	74.075
502	283529000	Phosphates Of Other Compounds	222.183	18.885
503	283539900	Other Polyphosphates	32.326	78.756
504	283650100	Food & Pharmaceutical Grade Of Calcium Carbonate	1.879.015	205.318
505	283650900	Other Calcium Carbonate	33.163.140	3.334.184
506	283711000	Cyanides & Cyanide Oxides Of Sodium	249.000	2.012.916
507	283919100	Sodium Silicate	173.999	27.071
508	284700100	Liquid Hydrogen Peroxide	236.879	74.189
509	290129900	Other Acyclic Hydrocarbons	25.740	37.007
510	290512000	Propan-1-Ol (Propyl Alcohol) And Propan-2-Ol (Isopropyl Alcohol)	51	334
511	290514000	Other Butanols	1.876.663	1.382.622
512	290516000	Octanol (Octyl Alcohol) And Isomers thereof	8.219.050	7.379.145
513	290519100	2 Ethyl Hexanol	1.600	6.878
514	290532000	Propylene Glycol (Propane-1,2-Diol)	3	4
515	290544000	D-Glucitol (Sorbitol)	112.061.211	42.849.096
516	290545000	Glycerol	1.260.001	837.678
517	290611000	Menthol	1.849	44.647
518	290890000	Other Derivatives Of Phenol	96	176
519	291241000	Vanillin (4-Hydroxy-3-Methoxybenzaldehyde)	225	13.430
520	291539000	Other Esters Of Acetic Acid	15.494	20.721
521	291570900	Other Palmitic Acid	500	776
522	291611000	Acrylic Acid And Its Salts	18.707	19.200
523	291613000	Methacrylic Acid And Its Salts	384.000	33.168
524	291712000	Adipic Acid, Its Salts And Esters	456.146	671.580
525	291719000	Other Acyclic Polycarboxylic Acids	916	2.012
526	291731000	Dibutyl Orthophthalates	953.673	1.133.180
527	291732000	Diethyl Orthophthalates	6.932.899	6.537.505

No.	HS	Jenis Barang	Volume (Kg)	Nilai (US\$)
528	291735000	Phthalic Anhydride	10.146.000	8.043.591
529	291739000	Other Polycarboxylic Acids	524.159	721.738
530	291821000	Salicylic Acid And Its Salts	10.826	27.370
531	291829900	Other Carboxylic Acid With Phenol Function	171	314
532	291900900	Other Phosporic Esters	15.000	120.900
533	292010000	Thiophosphoric Esters (Phosphoroth-ioates) And Their Salts; Nitrosate	37.250	61.837
534	292119000	Other Acyclic Monoamines	28.500	67.260
535	292230000	Amino-Aldehydes, Amino-Ketones Andamino Quinones; Salts Thereof	102.000	31.560
536	292241000	Lysine And Its Esters;Salts Thereof	121.262.051	136.490.866
537	292242100	Glutamic Acid	18.157.160	15.072.037
538	292242210	Msg (Mono Sodium Glutamate)	69.376.591	61.063.626
539	292242290	Other Salt Of Glutamic Acid	9.047	2.096
540	292249900	Other Amino Acid And Their Esters	691	1.337
541	292250000	Amino-Alcohol-Fhenols, Amino-Acid-Phenols And Oth Amino-Compounds	4.748.408	15.142.545
542	292410900	Other Acyclic Amides	132	581
543	292511000	Saccharin And Its Salts	147	268
544	292910000	Isocyanates	2.958	6.439
545	293030000	Thiuram Mono-,Di- Or Tetrasulphides	4.500	17.785
546	293319100	Dipyron ( Antalgin )	21.000	20.217
547	293329000	Other Compounds Containing Unfused Imidazole Ring	3.194	9.458
548	293359200	Diazinon	32.000	148.170
549	293361000	Melamine	43.947.577	42.836.765
550	293390000	Other Heterocyclic Compound With Nitrogen Heteroatom	3.920	100
551	293490900	Other Heterocyclic Compounds	4.604.126	28.508.595
552	293627000	Vitamin C And Its Derivatives	1	2
553	293890000	Other Glycoside	269.934	521.714
554	294110900	Other Penicillins	290	16.514
555	294190900	Other Antibiotics	4.121	278.670
556	294200000	Other Organic Compounds.	150	4.800
557	300320000	Medicaments Containing Other Anti Biotics	22	549
558	300339000	Other Medicaments Containing Hormon	12.961	22.103
559	300390929	Other Human Medicaments	23.139	682.433
560	300410000	Medicaments Cont Penicillins Or Derivatives Measured In Dosage	135.234	9.287.867
561	300420200	Human Medicaments Containing Other Antibiotics In Measured Doses	3.338	251.623
562	300431000	Medicaments Containing Insulin Consist Of Mixed Or Unmixed Constituents	990	79.002
563	300432000	Medicaments Containing Adrenal Cortex Hormones	4.620	278.760
564	300439000	Other Medicaments Containing Hormon But Not With Antibiotics	224.503	135.661
565	300450000	Other Medicaments Containing Vit. Or Other Product Of Heading 2936	19.419	64.293
566	300490929	Other Human Medicaments Containing Sulphonamides	1.368.284	1.073.903
567	300510000	Adhesive Dressings And Other Articles Having An Adhesive Layer	105.475	1.021.843
568	300590000	Other Wadding, Gause, Bandages In Packed For Retail Sale	51.109	173.784
569	300630900	Other Opacifying Prep. For X-Ray	1.475	25.000
570	310100140	Supplementary Fertilizer	380.000	41.920
571	310100190	Oth. Animal Or Vegetable Fertilizer	25.922.889	2.869.501
572	310210000	Urea, Whether Or Not In Aqueous Solution	2.950.340	678.429
573	310221000	Ammonium Sulphate Fertilizer	1.040.000	83.200
574	310250100	Sodium Nitrate Containing Lte. 16,3% By Weight Of Nitrogen	10.048.391	1.207.169
575	310390000	Other Phosphatic Fertilizer	1.381.000	229.860
576	310430000	Potassium Sulphate	21.000	1.155
577	310490000	Other Mineral Or Chemical Fertilizer Containing Potassic	218.000	44.145
578	310559000	Oth Mineral Or Chemical Fertilizers Containing Nitrogen And Phosphor	1.076.000	180.520
579	320210000	Synthetic Organic Tanning Substance	1.395	2.401
580	320290000	Other Synthetic Organic Tanning Substances	2.000	1.300
581	320300000	Colouring Matter Of Vegetable Or Animal Origin	1.707.597	2.674.446
582	320411900	Other Disperse, Dyes And Preparat.	47	326
583	320412000	Acid Dyes, Whether Or Not Premetallised	600	1.969
584	320416000	Reactive Dyes And Preparation Basedthereon	128.000	183.150
585	320417990	Other Organic Pigment Preparation	283	1.635
586	320420000	Synthetic Organic Products Of A Kind Used As Fluorescent	353.007	351.077

No.	HS	Jenis Barang	Volume (Kg)	Nilai (US\$)
587	320490000	Other Synthetic Organic Colouring Matter	6.140	124
588	320611100	Pigment Containing 80 %	66	120
589	320611900	Other Pigment And Preparations Base On Titanium Dioxide Cont >= 80%	445	540
590	320619100	Other Pigment And Preparations Base On Titanium Dioxide Cont Lt. 80%	333	1.066
591	320619200	Inorganic Pigment Preparations (Master-Batch)	1.083.194	2.320.581
592	320620100	Chrome Yellow And Chrome Green And Molybdate Red/Or.Base On Chrom.Com	800	4.560
593	320620990	Other Inorganic Pigment Preparation Based On Chromium Compounds	105.509	804.586
594	320641900	Other Ultramarine Inorganic Pigment Preparation	54	96
595	320649900	Other Colouring Matter Inorganic Pigment Preparation	601	506
596	320710000	Prepared Pigments, Prepared Opacifiers, Prepared Colour And Sim.Prep	148.715	1.208.270
597	320720000	Vitrifiable Enamels And Glazes, Engobes (Slips) And Similar Prep.	1.258	3.792
598	320810110	Anti Fouling And Anti Corrosive Pa-Int For Ship Hull Base On Polyeste	176	90
599	320810190	Other Paints And Enamels Based On Polyesters	687	326
600	320820100	Paints And Enamels Based On Acrylic Or Vinyl Polymers	14	40
601	320820210	Enamel Varnish Based On Acrilic	531.079	1.586.778
602	320820299	Other Varnish And Lacquers Based On Acrylic Or Vinyl Polymer	1.266	2.384
603	320820900	Other Paints And Varnishes Based On acrylic	19.344	24.262
604	320890900	Other Paints And Varnishes Based On other Polymer	19.834	38.263
605	320910120	Anti Fouling/Corrosive Paint For Ship Hull Base On Acrylic, Dissolve	232.483	126.449
606	320910900	Oth Paint And Varnish In Aqueous Medium Base On Acrylic Or Vinyl Poly	456	324
607	320990210	Enamel Varnish Based On Other Polymer In Aqueous Medium	169.698	58.095
608	320990900	Other Paints And Varnishes In Aqueous Medium	14.268	6.250
609	321000190	Other Paints And Enamel For Finish-Ing Leather	2.122	3.100
610	321000290	Other Varnishes And Lacquers For Finishing Leather	977	561
611	321000990	Other Paints And Varnishes	304.551	74.562
612	321210000	Stamping Foils	3	44
613	321290900	Oth Pigments In Non Aqueous Medium	4.418	38.936
614	321410000	Mastics; Painters' Fillings	2.266	5.524
615	321490000	Other Painters Fillings	85.009	46.349
616	321511000	Printing Ink In Black	871	2.939
617	321519000	Printing Ink In Other Colour	27.300	64.394
618	321590900	Other Inks	3.498	9.323
619	330111000	Essential Oils Of Bergamot	1.278	3.523
620	330114000	Essential Oils Of Lime	179	272
621	330119000	Essential Oils Of Other	5.043	6.984
622	330121000	Essential Oils Of Geranium	4	11
623	330124000	Essential Oil Of Peppermint (Menthapiperita)	7.793	14.049
624	330126000	Essential Oils Of Vetiver	100	6.750
625	330129400	Essential Oils Of Patchouli	626	920
626	330129910	Essential Oils Of Nutmegs	2.729	4.393
627	330190300	Aqueous Distillates And Aqueous Solutions Of Essential Oils	2.374	3.325
628	330190900	Other Kinds Of Essential Oil	30.559	25.434
629	330290000	Mixtures Of Odoriferous Substances For Other Purposes	50.630	576.761
630	330300000	Perfumes And Toilet Waters	21.183	29.015
631	330410000	Lip Make-Up Preparations	1.528	3.951
632	330430000	Manicure Or Pedicure Preparation	6.061	16.116
633	330491900	Other Powder	5.388	5.986
634	330499000	Other Beauty Or Make Up Preparation	1.038.728	1.438.694
635	330510000	Shampoos	415.170	582.043
636	330530000	Hair Lacquers	11.278	19.389
637	330590000	Other Preparations, Used For Hair	14.996	18.010
638	330610100	Tooth Paste	3.391.712	5.829.727
639	330610900	Other Dentifrices	38.011	24.771
640	330620000	Yarn Used To Clean Between The Teeth (Dental-Floss)	62	28
641	330690000	Other Preparation For Oral Or Dental Hygienes	2.364	4.024
642	330720000	Personal Deodorants And Anti Perspirants	53.722	71.914
643	330730000	Perfumed Bath Salts And Other Bath Preparations	37.586	50.624
644	330741000	"Agarbatti" And Other Odoriferous Preparations	1.767.401	534.340
645	330749000	Other Preparations For Perfuming	26.693	45.133



No.	HS	Jenis Barang	Volume (Kg)	Nilai (US\$)
646	330790000	Other Pre-Shaving	3.943	8.541
647	340111110	Bath And Toilet Soap	29.141.234	28.333.631
648	340111900	Oth Organic Surface-Active Productsfor Toilet Used	112.331	164.855
649	340119200	Hard Soap In Bars Or Tablets	809.379	455.829
650	340120000	Soap In Other Forms	1.316.870	1.283.414
651	340211100	Sulphated Or Sulphonated Oils Or Fats	9.382.172	9.141.550
652	340213100	Fatty Alcohol Ethoxylate And Nonyl Alcohol Etoxylate	28.000	27.360
653	340219000	Other Anionic	4.289	8.959
654	340220100	Liquid Washing Preparations, Including Bleaching For Retail Sale	165.924	148.403
655	340220210	Detergents, Liquid	32.965.974	21.223.554
656	340290100	Surface Active Preparations	1.319.170	1.076.586
657	340290200	Liquid Washing Preparations, Including Bleaching, Not For Retail Sale	2.945	2.266
658	340290390	Oth Washing Preparations, Unliquid	1.566.262	1.078.830
659	340311100	Lubricating Oil Preparations	60	248
660	340311900	Oth Lubricating Prep. For Textile, Leather, Furskins	41.280	36.000
661	340319000	Other Lubricating Prep. Contaning Petroleum Oils	80	61
662	340391000	Prep. For The Treatment Of Textile Mat'L, Leather,Furskin Or Oth Mat'	11.252	32.872
663	340399000	Other Lubricating Preparations	13	21
664	340490900	Other Artificial Waxes	24.407	68.918
665	340510000	Polishes, Creams And Similar Prep. For Footwear Or Leather	1.897	1.605
666	340520000	Polish,Cream And Sim'R Prep.For Themaintenance Of Wood Furni'R Or Oth	2.218	1.816
667	340530000	Polishes And Similar Preparations For Coachwork,Oth Than Metal Polis	16	31
668	340540900	Other Scouring Pastes And Powders	34.220	102.072
669	340590900	Other Polishes And Cream, Scouring Pastes And Powders And Similar Pre	7.824	9.855
670	340600000	Candles, Tapers And The Like.	908.142	1.011.288
671	340700000	Modelling Pastes, Including Those Put Up For Childrens Amusement	1.070	1.883
672	350300000	Gelatin (Including Gelatin In Rec Tangular And Derivatives	25.499	31.109
673	350510000	Dextrins And Oth Modified Starches	340.490	165.216
674	350520000	Glues Based On Starches Or On Dextrins	23.198	20.989
675	350610000	Products Suitable For Use As Glues Or Adhesives	102.186	234.392
676	350691900	Other Product Suitable As Adhesives	628.633	1.416.340
677	350699000	Other Prepared Glues Or Adhesives	209.189	453.016
678	350790000	Other Enzymes	2.948	1.588
679	360200900	Other Prepared Explosives	19.468	281.580
680	360300000	Safety Fuses; Detonating Fuses; Percussion Or Detonating Caps	1.807	26.155
681	360500000	Matches Other Than Pyrotechnic Articles	5.296.204	4.813.355
682	370220100	Instant Print Film For X-Ray Width >= 16 Mm, Length >= 120 Mm	3.593	3.980
683	370231100	Col. Film In Roll In Bands Of 16 Mmto 105 Mm In Width & Length >= 120	1.157	1.710
684	370790900	Other Chemical Preparations For Photographic Uses	51.881	379.378
685	380110000	Artificial Graphite	397	27.393
686	380190000	Other Artificial Graphite	7.054	11.130
687	380210000	Activated Carbon	3.535.108	823.467
688	380290900	Animal Black Incl. Spent Animal Black	528.036	59.447
689	380400000	Residual Lyes From The Manufacture Of Wood	9.846	14.809
690	380510000	Gum,Wood Or Sulphate Turpentine Oil	2.097.070	1.154.507
691	380610000	Rosin	12.205.081	6.276.273
692	380630100	Ester Gums In Blocks	2.382.185	2.908.349
693	380630900	Ester Gums In Other Form	631	2.948
694	380690900	Other Ester Gums	3.124.452	1.613.243
695	380700000	Wood Tar; Wood Tar Oils; Wood Creosote; Wood Naptha	69	253
696	380810000	Insecticides	2.979.604	4.890.254
697	380820900	Other Fungicides	173.110	1.576.660
698	380830110	Herbicides Put Up For Retail Sale	82.433	193.613
699	380830190	Herbicides Not For Retail Sale	139.008	6.804.490
700	380830990	Other Herbicides, Anti Sprouting Prod. And Plant-Growth Regulators	5.500	12.550
701	380890900	Rodenticides And Other Not For Retail Sale	12.000	613.285
702	380910000	Finishing Agents With A Basis Of Amylaceous Substances	1.054	2.574
703	380992000	Finishing Agent Of A Kind Used In The Paper Industry	7.955.815	4.535.835
704	380993000	Finishing Agent Of A Kind Used In The Leather Or Like Industries	1.556	7.177

No.	HS	Jenis Barang	Volume (Kg)	Nilai (US\$)
705	381090000	Oth Pickling Preparation For Metal Surfaces	9.072	10.037
706	381119000	Other Anti-Knock Based On Lead	4	19
707	381230100	White Carbon	4	27
708	381400000	Organic Composite Solvents And Thinners, Nes	2.747	790
709	381512000	Supported Catalysts With Precious Metal Or Precious Metal Compounds	19.897	66.550
710	381519900	Supported Catalyst With Precious Metal For Other Purpose	37.000	46
711	381600000	Refractory Cement,Mortars,Concretesand Similar Compositions	2.736	1.085
712	381800000	Chemical Elements Doped For Use In Electronics	199	130
713	382319100	Acid Oils From Refining	3.268.732	2.153.443
714	382319900	Other Industrial Monocarboxylic Fatty Acids, Nes	8.780.726	2.747.660
715	382460000	Sorbitol Other Than That Of Subheading 2905.44	2.318.460	767.994
716	382490900	Other Prepared Binders Not Copying Pastes	133.239	369.013
717	390110200	Polyethylene With A Specific Gravity Oflt. 0.94; Granules	273.126	349.775
718	390110900	Polyethylene With A Specific Gravity Of Lt. 0.94; Other Form	1.074.123	2.647.388
719	390120200	Polyethylene With A Specific Gravity Of >= 0.94; Granules	408.968	406.258
720	390130110	Ethylene-Vinyl Acetate Copolymers, Dispersions Or Solutions	29.278	26.540
721	390130200	Ethylene-Vinyl Acetate Copolymers, Granules	4.920	7.476
722	390130900	Ethylene-Vinyl Acetate Copolymers, In Other Form	80	24
723	390190200	Other Polymers Of Ethylene, In Granules	27.097	22.809
724	390190900	Other Polymers Of Ethylene,In Otherforms	128.880	85.514
725	390210100	Polypropylene Liquids Or Pastes	1.168.112	497.243
726	390210200	Polypropylene In Granules	996.490	521.421
727	390210900	Polypropylene In Other Forms	4.047.619	6.208.787
728	390220900	Pollisobutylene In Other Forms	53	55
729	390230200	Propylene Copolymers In Granules	71	184
730	390230900	Propylene Copolymers In Other Forms	350.244	824.982
731	390311900	Polystyrene, Expansible In Other Forms	715.010	362.999
732	390330900	Acrylonitrile-Butadiene-Styrene In Other Forms	120	425
733	390390900	Oth Polymers Of Styrene In Other Forms	2.105	3.239
734	390410990	Other Polyvinyl Chloride	32.235.982	25.702.102
735	390422900	Polyvinyl Chloride Plasticised In Other Forms	29.416	62.723
736	390450900	Vinylidene Chloride Polymers In Othforms	80	150
737	390461110	Polytetrafluoroethylene In Dispersions Or Solutions	1.946	18.916
738	390519900	Polymers Of Vinyl Acetate In Other Forms	3.600	6.480
739	390530110	Dispersions Or Solutions, Polyvinyl Alcohol Liquids Or Pastes	12.000	19.560
740	390610900	Polymethyl Methacrylate In Oth Form	91.294	120.120
741	390690100	Other Acrylic Polymes Liquids Or Pastes	106.220	128.107
742	390690900	Oth Acrylic Polymer In Other Forms	342.887	210.901
743	390710900	Polyacetals In Other Forms	7.495	25.591
744	390720191	Polyol	527	145
745	390730900	Epoxide Resins In Other Forms	6.543	31.898
746	390750100	Alkyd Resins Liquids Or Pastes	4.128.086	4.860.587
747	390760300	Polyethylene Terephthalate In Chips	304.709	167.300
748	390799110	Other Polyesters In Dispersions Orsolutions	9.268	5.464
749	390799200	Other Polyesters In Granules	39.616	26.919
750	390799900	Other Polyesters In Other Forms	509.296	290.260
751	390890300	Other Polyamides In Chips	144.415	26.223
752	390910110	Urea Resins In Dispersions Or Solutions	222.172	330.715
753	390920000	Melamine Resins	7.521	24.383
754	390940900	Phenolic Resins In Other Forms	4.221.275	7.862.156
755	390950000	Polyurethanes	70.903	237.852
756	391000190	Silicones In Primary Forms In Otherliquid Forms	56	265
757	391000900	Silicones In Primary Forms In Otherforms	3.080	8.410
758	391110900	Petroleum Resins In Other Forms	82.540	807.908
759	391190900	Oth Petroleum Resins In Other Forms	28.593	8.222
760	391220000	Cellulose Nitrates (Including Collodions)	100	500
761	391231000	Carboxymethylcellulose And Its Salt	1.375	3.170
762	391390000	Other Natural Polymers, In Primary Forms, Nes	43.488	214.703
763	391510000	Waste And A Scrap, Of Plastics, Of Polymers Of Ethylene	96.798	51.308

No.	HS	Jenis Barang	Volume (Kg)	Nilai (US\$)
764	391590900	Waste And A Scrap, Of Plastics, Of Other Polymer Compound	9.125.391	2.676.474
765	391610100	Joint/Case,Protector,Liner,Button Casing Of Polymerethylene	1.326	1.347
766	391620900	Other Monofilament Of Vinyl Chloride	5	43
767	391690990	Other Monofilament	22.861	73.360
768	391721000	Tubes, Pipes And Hoses, Rigid Of Polymers Of Ethylene	196.696	182.630
769	391722000	Tubes, Pipes And Hoses, Rigid Of Polymers Of Propylene	232	100
770	391723000	Tubes, Pipes And Hoses, Rigid Of Polymers Of Vinyl Chloride	13.476	3.024
771	391729000	Tubes, Pipes And Hoses, Rigid Of Other Plastics	94.176	61.585
772	391731000	Flexible Tubes,Pipe And Hose,Havinga Min. Burst Pressure Of 27.6 Mpa	85.937	156.008
773	391732000	Other Tubes, Not Reinforced Withoutfittings	3	96
774	391739000	Other Tubes, Pipes And Hoses	46.937	18.071
775	391740000	Fittings	20.014	19.764
776	391810000	Floor Coverings Of Plastic Of Polymers Of Vinyl Chloride	2.486	1.424
777	391890900	Floor Covering Of Other Plastic	3.812	2.009
778	391910100	Self-Adhesive Plate, Sheet, Film In Rolls Of Polyethylene	6.066	10.497
779	391910900	Self-Adhesive Plate, Sheet, Film In Rolls	11.975.623	26.192.494
780	391990000	Self Adhesive Plate, Sheets, Film Of Plastics In Other Size	58.679	107.901
781	392010900	Other Form Of Polymers Of Ethylene	4.257.168	10.875.369
782	392020900	Other Form Of Polymers Of Propylene	17.655.866	38.125.799
783	392030000	Plates, Sheets, Film Of Polymers Of Styrene	1.848	2.860
784	392042900	Other Form Of Polymers Of Vinyl Chloride, Flexible	76.217	305.285
785	392059000	Other Plates, Sheets, Film Of Acry Licpolymers	1.659	7.081
786	392061000	Other Plates,Sheets And Film Of Polycarbonates	26.566	28.627
787	392062900	Other Of Polyethylene Terephthlate	98	15
788	392069900	Other Tensilized Polyester Film	9.976.416	26.879.347
789	392071210	Viscose Tear Off Ribbon	7.634	14.679
790	392092000	Other Plates, Sheets And Film Of Polyamides	167.533	571.312
791	392093000	Other Plates, Sheets And Film Of Amino-Resins	772	1.110
792	392099100	Corrugated Sheets And Plates Of Other Plastics	6.936	3.326
793	392099990	Other Plates, Sheet & Film Of Other Plastics	3.500	4.500
794	392111000	Other Plates, Sheets, Film Of Polymers Of Styrene	14.613	23.588
795	392112000	Other Plates, Sheets, Film Of Polymers Of Vinyl Chloride	75.000	18.750
796	392113000	Other Plates, Sheets, Film Of Poly-Urethanes	1.865	10.122
797	392114000	Other Plates, Sheets, Film Of Regenerated Cellulose	30.443	61.783
798	392119000	Other Plates, Sheets, Film Of Otherplastics	19.401	53.915
799	392190900	Other Form Of Amino Resin	140.483	230.212
800	392210000	Baths, Shower-Baths And Wash-Basins Of Plastics	21.475	78.452
801	392220000	Lavatory Seats And Covers Of Plastics	17.773	28.555
802	392290900	Other Sanitary Ware Of Plastics	12.894	7.968
803	392310000	Boxes, Cases, Crates And Similar Articles Of Plastics	4.667.034	8.038.717
804	392321000	Sacks And Bags Of Polymers Of Ethylene	25.574.554	43.189.957
805	392329900	Sacks And Bags Of Other Plastics	2.731.226	2.708.551
806	392330000	Carboys, Bottles, Flasks And Similar Articles Of Plastics	3.212.341	1.950.748
807	392340000	Spools, Cops, Bobbins And Similar Supports Of Plastics	19.660	13.971
808	392350000	Stoppers, Lids, Caps And Other Closures Of Plastics	1.004.645	3.413.751
809	392390100	Actuator Over Caps Of Plastics	3.866	11.988
810	392390900	Other Articles For Conveyance Of Plastics	115.100	228.891
811	392410000	Tableware And Kitchenware	2.740.243	4.058.469
812	392490000	Other Household And Toilet Articles Of Plastics, Nes	11.162.863	25.775.667
813	392510000	Reservoirs, Tanks, Vats And Similar Of Plastics	35.548	14.365
814	392520000	Doors, Windows And Their Frames Of Plastics	2.112	1.138
815	392530000	Shutters, Blinds Of Plastics	5.497	234
816	392590000	Other Builders'Ware Of Plastics	33.015	25.553
817	392610000	Office Or School Supplies Of Plastics	2.601.854	5.739.666
818	392620000	Articles Of Apparel And Clothing Accessories Of Plastics	204.425	701.809
819	392630000	Fittings For Furniture, Coachworkor The Like Of Plastics	39.225	63.410
820	392640000	Statuettes And Other Ornamental Articles Of Plastics	353.178	872.680
821	392690200	Articles Of A Kind Commonly Used Inmachinery Of Plastics	207	1.680
822	392690900	Other Articles Of Plastics	1.450.214	2.675.170

No.	HS	Jenis Barang	Volume (Kg)	Nilai (US\$)
823	400110900	Other Natural Rubber Latex	27.324	25.916
824	400121000	Smoked Sheets	1.461.796	2.039.629
825	400122160	Sir 20	161.735.676	206.673.431
826	400122900	Other Tsrn	259.767	355.669
827	400130000	Balata, Gutta-Percha, Guayule, Chicle And	228.000	1.075.600
828	400211100	Polybutadiene-Styrene Latex	42.803	34.952
829	400219100	Polybutadiene-Styrene Rubber (Sbr)	32.470	76.974
830	400231000	Isobutene-Isoprene (Butyl) Rubber (Iir)	1.100	4.222
831	400280000	Mixtures Of Natural Rubber	587	405
832	400299000	Other Form Of Synthetic Rubber	3	11
833	400591000	Plates, Sheets And Strip Of Compounded Rubber	20	76
834	400599000	Other Compounded Rubber	89.419	150.943
835	400690000	Other Forms And Article Of Unvulca Nised Rubber	4.933	10.624
836	400700000	Vulcanised Rubber Thread And Cord.	84.535	170.725
837	400811000	Plates, Sheets And Strip Of Cellular Rubber	15.807	44.543
838	400819000	Other Form Of Cellular Rubber	339.144	1.724.295
839	400821000	Plates, Sheets And Strip Of Non-Cellular Rubber	3.976.873	4.605.539
840	400829000	Other Form Of Vulcanised Rubber	33	87
841	400910000	Pipes And Hoses Of Vulcanised Rubber, Not Reinforced	3	45
842	400920000	Tubes, Pipes Reinforced Or Otherwis Combined Only With Metal	1.027.121	1.772.736
843	400930000	Pipes And Hoses Of Vulcanised Rubber, Reinforced With Tex. Material	209.151	302.959
844	400950000	Pipes And Hoses Of Vulcanised Rubber, With Fittings	10.919	14.281
845	401019900	Other Conveyor Belt Or Belting	95	1.803
846	401021000	Endless Transmision Belts Of Circumference 60-180 Cm	20	240
847	401029000	Other Transmission Belts Or Belting	69	84
848	401110100	New Pneumatic Tyres, Of Rubber Of Sedan	221.629	86.455
849	401120000	New Pneumatic Tyres, Of Rubber Of A Kind Used On Buses Or Lorries	145.921	152.777
850	401140000	New Pneumatic Tyres Of Rubber, Of A Kind Used On Motorcycles	18.345	27.720
851	401150000	New Pneumatic Tyres Of Rubber Used On Bicycles	575.196	712.541
852	401191000	New Pneumatic Tyres, Of Rubber, Having A "Herring-Bone" Or Similar	489	1.087
853	401199000	Other New Pneumatic Tyres Of Rubber	183	550
854	401210000	Retreaded Tyres	3.508	3.581
855	401310000	Inner Tube Of Rubber Of A Kind Usedon Motorcars	32.232	11.651
856	401320000	Retreaded Or Used Pneumatic Tyres Of Rubber Used On Bicycles	90.075	112.981
857	401490000	Other Hygienic Articles Of Rubber	33.234	129.547
858	401519000	Other Gloves Of Rubber	1.314.855	3.541.644
859	401590100	Diving Suits Of Rubber	30	54
860	401590900	Other Articles Of Rubber	3.032	3.009
861	401610000	Other Articles Of Cellular Rubber	103	410
862	401691000	Floor Coverings And Mats Of Vulcanised Rubber	752.151	870.365
863	401693000	Gaskets, Washers And Other Seals	5.298	8.447
864	401699110	Rubber Stopper For Pharmaceutical Vials	45.754	321.597
865	401699200	Mats, Table Covers	228	720
866	401699330	Vulcanised Rubber For Parts Of Motor Vehicles	596	3.428
867	401699360	Vulcanised Rubber For Parts Of Motor Cycles, Cycles, Invalid Carr	21	16
868	401699390	Other Parts Of Rubber For Vehicle	83	219
869	401699910	Precured Tread Rubber Other Than Hard Rubber	22.465	44.309
870	401699990	Other Articles Of Vulcanized Rubber Other Than Hard Rubber	5.089.176	3.509.814
871	401700000	Hard Rubber (For Example, Ebonite) In All Form	16.000	770
872	410121100	Other Hides And Skins Of Cows And Oxen, Whole	13.884	105.670
873	410130000	Other Hides And Skins Of Bovine Animals, Otherwise Preserved	762	11.762
874	410221000	Raw Skins Of Sheep Or Lambs,Pickled Without Wool On	676	45.000
875	410229000	Raw Skins Of Sheep Or Lambs, Not Pickled; Without Wool On	13.022	134.553
876	410410110	Whole Bovine Skin Leather,Tanned Orretanned , Wet Blue Or Crust	6.679.535	32.082.084
877	410410200	Leather Of Bovine Or Equine Animalsparchment-Dressed Or Prepared	444.563	8.833.708
878	410439100	Parchment Dress Of Calf	7.049	23.261
879	410519000	Sheep Or Lamb Skin Leather, Other-Tanned Or Retanned	436	17.136
880	410520000	Sheep Or Lamb Skin Leather, Parchment-Dressed	110.968	2.433.711
881	410619000	Goat Or Kid Skin Leather, Other Tanned Or Retanned	271.253	233.807

No.	HS	Jenis Barang	Volume (Kg)	Nilai (US\$)
882	410620000	Goat Or Kid Skin Leather, Parchment-Dressed	8.274	432.274
883	410710000	Leather Of Swine	68	2.742
884	410790000	Leather Of Other Animals	1.220	30.985
885	410800000	Chamois (Including Combination Chamois) Leather	588	3.144
886	410900000	Patent Leather And Patent Laminatedleather; Metallised Leather	710	460
887	420100000	Saddlery And Harness For Any Animal	16.961	477.590
888	420211000	Trunks, Suit-Cases And The Like, With Outer Surface Of Leather	142.333	330.119
889	420212000	Suitcases, Trunks With Outer Surface Of Plastics	1.119.479	2.380.229
890	420219100	Other Cases Made Of Woods, Of Iron Or Steel, Of Zinc	7.277	29.825
891	420219900	Other Cases Made Of Other Material	53.107	146.798
892	420221000	Handbags With Outer Surface Of Leather	18.284	60.313
893	420222000	Handbags With Outer Surface Of Plastic Sheetting	136.928	1.545.367
894	420229000	Handbags With Outer Surface Of Othermaterial	148.619	588.372
895	420231000	Other Articles Like Handbags, With Outer Surface Of Leather	81	178
896	420232000	Articles Carried In The Pocket With Outer Surface Of Plastic Sheetting	10.232	80.756
897	420239000	Other Articles Carried In The Pocket	3.264	13.010
898	420291000	Other Cases With Outer Space Of With Outer Surface Of Leather	84.888	211.996
899	420292000	Other Trunks, Suitcases With Outer Surface Of Plastic Sheetting	8.270	41.493
900	420299000	Other Trunks, Suitcase Etc, Nes	444.959	2.487.052
901	420310000	Articles Of Apparel Of Leather	16.623	129.759
902	420321000	Gloves Of Leather Specially Design For Use In Sports	94.824	4.897.918
903	420329000	Gloves Of Leather For Other Purposes	4.472	179.544
904	420330000	Belts And Bandoliers Of Leather	6.510	15.443
905	420340000	Other Clothing Accessories Of Leather	199.603	1.610.970
906	420400000	Articles Of Leather, Of A Kind Usedin Machinery Or For Other Tech.Use	1.044	1.501
907	420500000	Other Articles Of Leather Or Of Composition Leather	76.707	776.633
908	420690000	Other Articles Of Gut	2.118	3.523
909	430310000	Articles Of Apparel And Clothing Accessories Of Furskin	2.793	11.526
910	430390900	Other Articles Of Furskin	23.236	49.576
911	430400900	Other Artificialfur And Article Thereof	106	245
912	440110000	Fuel Wood, In Logs, In Billets, In Twigs,In Faggots Or In Similar For	144.854	93.276
913	440130000	Sawdust And Wood Waste And Scrap	43.346.806	13.694.598
914	440200900	Other Wood Charcoal	17.320.826	2.519.611
915	440310270	Wood In The Rought, Treated With Paint, Staints; Of Teak Wood	18	29
916	440399990	Wood In The Rough Of Other Woods	18.388	8.968
917	440410100	Chip Wood Of Coniferous Species	1.407	608
918	440420240	Split Poles Or Piles Of Balau/Damar Laut; Bangkirai;	6.440	6.585
919	440725100	Sawn Lengthwise But Not Planed, Sanded Of Dark Red Meranty	19.000	3.862
920	440799150	Sawn Lengthwise But Not Planed Of Balau; Bangkirai;	23.000	8.307
921	440810900	Other Veneer Sheets Of Coniferous	6.336	13.704
922	440890900	Oth Veneer Sheets Of Other Woods	18.117	12.197
923	440910190	Worked Wood Coniferous For Parquet Flooring Of Other Wood	1.893.716	1.656.490
924	440920130	Non Coniferous For Parquet Flooring Of Jati, Ramin, Ulin	851.253	843.397
925	440920150	Non Coniferous For Parquet Flooring Of Cempaka, Kapur, Keruing	624.780	547.988
926	440920915	Wood, Beaded, Moulded Of Non Coniferous Of Cempaka, Kapur, Keruing	156.864.810	105.815.104
927	441011000	Waferboard, Including Oriented Strand Board	2.514	3.735
928	441090000	Particles Board And Similar Board Of Other Ligneous Materials	206	1.810
929	441119000	Other Fibreboard Of A Density > 0.8 G/Cm3	341	543
930	441129000	Other Fibreboard Of A Density 0.5 - 0.8 G/Cm3	36	146
931	441199000	Other Fibreboard Of Wood	10.695	13.260
932	441213000	Plywood With At Least One Outer Ply Of Tropical Wood Lt. 6 Mm Thickne	42.904.841	31.895.549
933	441214000	Other Plywood Lt. 6 Mm Thickness, W/ At Least One Ply Of Nonconifero	81.500	69.016
934	441219900	Other Plywood Withouter Ply Of Other Woods	118.356.781	79.321.935
935	441223000	Other Plywood With At Least One Ply Of Non-Coniferous Wood	52.569	22.907
936	441229000	Other Plywood Cont Particle Wood W/ At Least 1 Ply Tropical Wood	244.866	251.914
937	441299000	Other Plywood, Nes	1.823.240	1.958.955
938	441300000	Densified Wood, In Blocks, Plates, Strips Or Profile Shapes	51.207.215	48.371.676
939	441400000	Wooden Frames For Paintings, Photo-Graphs Or Similar Objects	1.534.054	2.899.796
940	441510190	Other Case, Boxes, Crates, Drums, And Similar Packing	660.140	705.152

No.	HS	Jenis Barang	Volume (Kg)	Nilai (US\$)
941	441520900	Other Pallets, Boxpallets And Other Load Board	368.623	195.032
942	441700000	Tools, Tool Bodies, Tool Handles Ofwood	2.057.988	1.478.652
943	441810000	Windows, French-Windows And Their Frames Of Woods	1.179.594	1.266.091
944	441820000	Doors And Their Frames And Thresholds Of Woods	27.443.171	36.148.256
945	441830000	Parquet Panel Of Woods	58.659.758	78.686.938
946	441850000	Shingles And Shakes	23.250	17.312
947	441890000	Other Builders Of Woods	108.354.301	95.510.136
948	441900900	Other Tableware Of Woods	113.300	60.823
949	442010000	Statuettes And Other Ornaments, Of Woods	27.633.799	51.625.331
950	442090000	Other Wood Marquetry,Cases For Cut-Lery, Etc,Not Falling In Chapter 9	13.977.444	24.960.798
951	442110000	Clothes Hangers Of Woods	44.795	119.808
952	442190100	Wood Paving Block	97.763	70.443
953	442190400	Blind And Blind Fittings	102.734	122.375
954	442190900	Other Article Of Wood	2.457.375	1.479.536
955	450190000	Waste Cork, Ground Cork, Etc	1.896	3.713
956	450490000	Other Agglomerated Cork	1.627	1.079
957	460110000	Plaits And Similar Products Of Plaiting Materials	24.067	75.092
958	460120900	Other Mats, Matting Screens Of Vegetables Material	120.916	248.425
959	460191000	Other Plaits Material Of Vegetable Materials	47.446	95.239
960	460199000	Other Plaiting Material And Similar Product	1.790.770	789.793
961	460210200	Basketwork And The Like Of Rattan	1.120.410	2.530.364
962	460210900	Basketwork And The Like Of Other Vegetable Materials	4.027.760	7.552.162
963	460290000	Other Basketwork Or Wickerwork	2.715.054	4.274.741
964	470620000	Pulps Of Fibres Derived From Reco Vered (Waste And Scrap)	733	408
965	470710900	Waste Of Paper/P.Board Of Unbleach For Other Purposes	4.411	2.384
966	470720900	Waste Of Scrap Paper/P.Board Of Oth. Paper For Other Purposes	25	79
967	470730900	Waste And Scrap Of Paperboard For Other Purpose	173	1.159
968	470790900	Unsorted Waste And Scrap For Other Purposes	8.149	25.332
969	480100100	Newsprint, In Rolls Or Sheets;White	26.461.912	13.582.282
970	480100900	Newsprint, In Rolls Or Sheets; Oth.Than White	8.646	4.842
971	480210000	Hand-Made Paper And Paperboard	85.403	94.050
972	480220000	Paper And Paperboard Of A Kind Usedas A Base For Photo-Sensitive	93.008	80.748
973	480230000	Carbonising Base Paper	872	1.432
974	480240000	Wallpaper Base	200	454
975	480251000	Other Paper And Paperboard Not Containing Fibres, Weight Lt. 40 G/Mi	3.541.965	2.999.142
976	480252200	Woodfree Writing/Printing Paper	463.703.465	349.473.612
977	480253000	Other Paper Weighing > 150 G/M2	3.346.754	2.456.941
978	480300200	Tissue Paper	11.330.311	9.771.171
979	480300900	Other Toilet Paper	222.973	243.525
980	480411000	Kraftliner Unbleached	64.948	85.846
981	480429000	Other Sack Kraft Paper	320	589
982	480459100	Other Kraft Paper > 225 Gram For Formica Industry	45.433	27.260
983	480510000	Semi-Chemical Flutting Paper (Corrugating Medium)	14.808.788	4.446.206
984	480521000	Multi-Ply Paper And Paperboard; Each Layer Bleached	150	1.990
985	480529000	Other Multiply Paper And Paperboard	3.569.579	968.092
986	480530000	Sulphite Wrapping Paper	125.957	93.815
987	480640000	Glassine And Other Glazed Transpa Rent Or Translucent Papers	2.948.695	2.398.665
988	480710000	Paper And Paperboard, Laminated With Bitumen, Tar Or Asphalt	32.818.684	10.483.110
989	480810000	Corrugated Paper And Paperboard	2.003.112	576.306
990	480820000	Sack Kraft Paper,Creped Or Crinkled	43.289	51.521
991	480890900	Other Corrugated Paperboard	1.937.787	602.328
992	480910000	Carbon And Similar Copying Papers	705.205	729.446
993	480920000	Self-Copy Paper	10.343.377	11.924.511
994	480990000	Other Caarbon Paper In Rolls Or Sheets	29.051	12.079
995	481011200	Coated Writing And Printing Paper Lt. 150 G	39.775.513	36.576.203
996	481011900	Other Writing And Printing Paper Lt. 150 G	285.999.601	207.048.520
997	481091000	Multi-Ply Paper And Paperboard	26.584.735	10.316.677
998	481099000	Other Paper And Paperboard	7.100	9.823
999	481129000	Other Gum Or Adhasive Paper And Paperboard	399	28.535

No.	HS	Jenis Barang	Volume (Kg)	Nilai (US\$)
1000	481139200	Paper Coated, Bleached For Formica And Plywood Industries	11.543	29.346
1001	481190900	Other Paper Cellulose Wadding Webs Of Cellulose Fibre	4.748	15.094
1002	481310000	Cigarette Paper In The Form Of Bloklets Or Tubes	181	549
1003	481320000	Cigar. Paper In Rolls Of Width Lt. 5	7.585.246	9.551.843
1004	481390000	Other Cigarette Paper	828.828	2.225.668
1005	481420000	Wallpaper And Similar Wall Covering With A Grained Or Embossed	103	145
1006	481490000	Other Wallpaper And Similar	1.557	30.113
1007	481610000	Carbon Or Similar Copying Papers Other Than Heading 48.09	638	4.105
1008	481690900	Other Carbon Paper Other Than Heading 48.09	149	161
1009	481710000	Envelopes	4.611.882	7.673.399
1010	481720000	Letter Cards, Plain Postcard And Correspondence Cards	141.479	228.067
1011	481730000	Boxes, Pouches, Wallets And Writing Compendiums	15.426	38.022
1012	481810000	Toilet Paper	1.049.055	922.243
1013	481820000	Handkerchiefs, Cleansing Or Facial Tissues And Towel	133.929	286.374
1014	481830000	Tablecloths And Serviettes	2.962	4.286
1015	481840000	Sanitary Towels And Tampons, Napkinand Napkins Liners	2.238.355	7.633.302
1016	481890000	Other Sanitary Paper	730	2.261
1017	481910000	Cartons, Boxes And Cases, Of Corrugated Paper Or Paperboard	3.736.657	2.078.891
1018	481920000	Folding Cartons, Boxes And Cases, Of Non-Corrugated Paper	981.999	2.218.135
1019	481930100	Sacks And Bags For Cement Or Fertilizer Packing	1.414	1.541
1020	481930900	Sacks And Bags For Other Purposes	971.981	2.043.217
1021	481940900	Oth Sacks And Bag For Other Purpose	8.247.403	16.239.097
1022	481950000	Other Packing Containers, Includingrecord Sleeves	8	365
1023	481960000	Boxes File, Letter Trays, Storage Boxes And Similar Articles	2.941	2.891
1024	482010000	Registers, Account Books, Note Bookand Similar	59.398.795	63.865.665
1025	482020000	Exercises Books	39.469.681	37.041.246
1026	482030000	Binders, Folders And File Covers	112.401	122.239
1027	482040000	Manifold Business Forms And Inter- Leaved Carbon Sets	4.334	6.486
1028	482050000	Albums For Samples Or For Collections	100.170	235.100
1029	482090000	Other Articles Of Stationary	156.498	410.052
1030	482110000	Paper Or Paperboard Labels; Printed	22.134	10.336
1031	482190000	Paper Or Paperboard Labels; Other Than Printed	4.908	13.993
1032	482290000	Bobbins, Spools Of Paper For Other Purpose	2.563	2.046
1033	482311000	Self-Adhesive Paper	486.557	864.624
1034	482319000	Other Gums Or Adhesive Paper	16.604	26.258
1035	482340900	Other Recording Paper	5.013	3.096
1036	482370100	Paper Gaskets And Washers	265	14.250
1037	482370900	Other Moulded Or Presses Articles	61.552	132.173
1038	482390300	Paper In Strips Or Rolls For Tele-Graphs	672.073	707.462
1039	482390400	Base Paper Of Printed Cork Tippingfor Cigarettes Industry	13.644	51.953
1040	490110000	Printed Books In Single Sheets, Whether Or Not Folded	11.271.739	17.890.968
1041	490191000	Dictionaries And Encyclopaedias,Andserial Instalments Thereof	11	27
1042	490199000	Other Brochure,Leaflets And Similar	1.897	5.318
1043	490210000	Newspapers, Journals Appearing At Least Four Times A Week	26.696	184.528
1044	490290000	Other Periodicals	121.796	279.903
1045	490300000	Children'S Picture,Drawing Or Colouring Books	3.408	6.804
1046	490400000	Music, Printed Or In Manuscript, Whether Or Not Bound Or Illustrate	1	2
1047	490510000	Globes	5.716	14.300
1048	490591000	Maps And Hydrographic Or Similar Charts In Book-Form	181	55
1049	490599000	Other Topographical Plans, Printed	10.646	12.687
1050	490600000	Plans And Drawing For Architecturalor Similar Purpose	3.321	3.184
1051	490700900	Stock, Share Or Board Certificates And Similar	1	1
1052	490810000	Transfers (Decalcomanias), Vitri-fi-Able	4.642	15.081
1053	490890000	Other Transfers	7.728	56.106
1054	490900000	Printed Or Illustrated Postcards	2.108	7.333
1055	491000000	Calendars Of Any Kind, Printed, Including Calendar Blocks	367.945	488.732
1056	491110000	Trade Advertising Material,Commerc-ial Catalogues And The Like	914	2.829
1057	491191100	Anatomical, Botanical And The Like,Instructional Charts And Diagrams	425	272
1058	491191900	Other Printed Design	138.794	186.375

No.	HS	Jenis Barang	Volume (Kg)	Nilai (US\$)
1059	491199000	Other Printed Matter	52.165	85.002
1060	500790900	Other Fabrics, Nes	297	419
1061	510610000	Yarn Of Carded Wool Containing >= 85% Of Wool	208.580	244.264
1062	510620000	Yarn Of Carded Wool Containing Lt. 85% Of Wool	6.896	6.920
1063	510990000	Other Yarn Of Wool Or Fine Animal Hair	1.320	1.219
1064	511111900	Oth. Woven Fabric Carded Wool Weighed Lt. 300 G/M Cont >= 85% Of Wool	177	100
1065	520100000	Cotton, Not Carded Or Combed	271.697	235.907
1066	520210000	Yarn Waste (Including Thread Waste)	627.382	491.839
1067	520291000	Garnetted Stock	42.335	22.113
1068	520299000	Other Cotton Waste	291.036	205.913
1069	520300000	Cotton, Carded Or Combed	1.657.907	3.952.051
1070	520419000	Cotton Sewing Thread Not For Retail Sale Containing Lt. 85% Cotton	13.655	39.909
1071	520420000	Sewing Thread Containing >= 85% Of Cotton, Put Up For Retail Sale	2.367	4.072
1072	520511900	Uncombed Fibre Yarn >= 85% Cotton, Lte. 14 Metric Number , Other	40.439	62.365
1073	520512100	Uncombed Fibre Yarn >= 85% Cotton, 14 Lt.Met.Nbr Lte.43,Unbleach,Not M	66.931	161.528
1074	520513100	Uncombed Fibre Yarn >= 85% Cotton, 43 Lt.Met.Nbr Lte.52,Unbleach,Not M	715.228	1.464.518
1075	520612000	Single Yarn Uncombed Fibres Not For Retail Sale, 232.56-714.29 Decitex	6.222	9.211
1076	520623000	Single Yarn Combed Fibres Not For Retail Sale, 192.31-232.56 Decitex	1.694.699	4.678.319
1077	520631000	Multiple Yarn Uncombed Fibres Not For Retail Sale > 714.29 Decitex	639.288	802.298
1078	520710000	Cotton Yarn For Retail Sale Containing 85% Or More By Weight Of Cotton	234	550
1079	520811100	Unbleached Plain Weave Lte. 100 G/M2,Voile Or Semi-Voile	44.598	145.155
1080	520812900	Other Unbleached Plain Weave > 100 G/M2	917.673	2.781.391
1081	520813000	3-Thread Or 4-Thread Twill, Includ.Cross Twill, Cotton	65.981	194.240
1082	520819000	Other Fabrics Unbleached	791.223	3.033.665
1083	520822000	Plain Weave Bleached, Weighing More Than G/Mi	7.537	48.888
1084	520829000	Other Fabrics Bleached	26.651	124.374
1085	520831900	Other, Dyed Plain Weave Lte. 100 G/M2	30	843
1086	520832000	Plain Weave Dyed, Weighing More Than 100 G/Mi	418	438
1087	520839000	Other Fabrics Dyed	128.197	738.183
1088	520841900	Plain Weave Of Dif. Colour Lte. 100 G/M2, Other	23	45
1089	520842900	Plain Weave Of Dif. Colour > 100 G/M2, Other Fabrics	9.719	63.039
1090	520859000	Other Plain Weave, Printed	1.827	10.797
1091	520911000	Plain Weave Unbleached Weight > 200 G/M2, Containing >=85% Cotton	468.718	1.101.869
1092	520912000	3-Thread Or 4-Thread Twill, Unbleached > 200 Grams/M2	8.614	38.220
1093	520919000	Other Fabrics Unbleached Weight > 200 G/M2	2.374.002	5.215.200
1094	520921000	Plain Weave Bleached Weight > 200 G/M2, Containing >=85% Cotton	2.846	3.926
1095	520929000	Other Fabrics Bleached Weight > 200 G/M2	358.866	931.430
1096	520932000	3- Thread Or 4- Thread Twill, Including Cross Twill	24.593	60.473
1097	520939000	Other Fabrics Dyed Weight > 200 G/M	20.693	117.858
1098	520941900	Plain Weave Of Yarns Of Diff.Colourother Plain Weave >200Gr/M2	1.047	23.182
1099	520942000	Plain Weave Of Yarns Of Diff.Colourdenim > 200Gr/M2	35.910	113.939
1100	520959000	Other Fabrics Printed Weight Lt. 200G/M2, Containinig Lt. 85% Cotton	226.015	2.923.577
1101	521011000	Plain Weave Unbleached Weight Lt. 200G/M2, Containing Lt. 85% Cotton	2.231.834	7.950.744
1102	521029000	Other Fabrics Bleached Weight Lt. 200G/M2, Containing Lt. 85% Cotto	645	9.789
1103	521031000	Other Fabrics Dyed Weight Lt. 200G/M2, Containing Lt. 85% Cotton	1.326	7.041
1104	521039000	Plain Weave Dyed Weight Lt. 200G/M2, Containing >= 85% Cotton	47.265	386.801
1105	521111000	Unbleached Broche Fabrics Contains Lt.85% Of Cotton, Weight>200Gr/M2	5.573	17.685
1106	521129000	Plain Weave Bleached Weight > 200 G/M2, Containing Lt. 85% Cotton	46.259	22.934
1107	521131000	Dyed Plain Weave Contain Lt.85%Of Cottweight>200Gr/M2	446	307
1108	521139000	Plain Weave Dyed Weight > 200 G/M2, Containing Lt. 85% Cotton	26	27
1109	521141200	ikat Fabrics Of Yarn Diff Colours Contain Lt.85% Of Cott Weight Lt.20	450	5.300
1110	521141900	Oth Plain Weave Fabr Yarn Diff Colocontain Lt.85% Of Cott Weight>200M2	284	700
1111	521149000	Plain Weave Of Yarn Of Different Color Containing Lt. 85% Cotton	170	142
1112	521212000	Other Woven Fabrics Of Cotton Ble Ached Weight Lt. 200 G/M2	17.558	84.818
1113	521215000	Other Woven Fabrics Of Cotton Printed Weight Lt. 200 G/M2	59	149
1114	521225000	Other Woven Fabrics Of Cotton Printed Weight > 200 G/M2	1.710	22.348
1115	530310000	Jute And Other Textile Bast Fibres,Raw Or Retted	159.652	47.534
1116	530390000	Jute And Oth Textile Fibres Process	20.381	6.114
1117	530410000	Sisal And Other Textile Fibres Of The Genus Agave,Raw	10.039	14.186



No.	HS	Jenis Barang	Volume (Kg)	Nilai (US\$)
1118	530490000	Textile Fibres Of Genus Agave	5.127	18.996
1119	530511000	Textile Fibres Of Coconut Raw	1.034.222	85.414
1120	530519000	Coconut Fibres Other Than Raw	737.859	74.903
1121	530529000	Textile Fibres Of Abaca Other Raw	79	6.397
1122	530599000	Other Ramie And Vegetable Textile Fibres	24.085	15.493
1123	530720200	Multiple Yarn Of Jute Not For Re Tail Sale	14.043	7.339
1124	530921000	Woven Fabrics Unbleached Or Bleache, Containing Lt. 85% Of Flax	1.105	1.526
1125	530929000	Other Woven Fabrics >=85% Of Flax Containing Lt. 85% Of Flax	534	8.396
1126	540110110	Sewing Thread Of Nylon Or Other - Polyamides Not For Retail Sale	1.499.398	10.811.351
1127	540210900	High Tenacity Yarn Of Nylon For Other Uses	144.790	747.217
1128	540220900	High Tenacity Yarn Of Polyestersfor Other Uses	29.276	150.969
1129	540233000	Textured Yarn Of Polyesters	186	528
1130	540252900	Polyester Yarn With Atwist>50Turn/Mother Uses	24.107	136.331
1131	540269900	Other Multiple Yarn For Other Uses	146.790	312.512
1132	540339000	Other Yarn, Single Of Artifical Filament	8.044	31.250
1133	540342000	Multiple Yarn Lt.67Decitex Of Cellulose Acetate	8.131	30.920
1134	540349000	Multiple Yarn Lt.67Decitex Of Other Artifical Filament	3.729	9.007
1135	540410000	Synthetic Monofilament Of >=67 Decitex	2.967	18.786
1136	540490000	Other Syntetic Textile Materials	82	163
1137	540720900	Woven Fabr Of Synthetic Filmnt.Fromstrip Dyed Printed And Other	2.852.374	4.099.446
1138	540741000	Woven Fabr,Contain>=85%Of Filament/Nylon Unbleached Or Bleached	14.000	31.800
1139	540742000	Woven Fabr,Contain>=85%Of Filament/Nylon Dyed	2.818	39.480
1140	540761000	Woven Fabric Cont >=85% Non Textur Ed Polyester	22.183	74.162
1141	540769000	Other Woven Fabric Cont >=85% Poly Ester Filament	30.024	144.890
1142	540781100	Other Woven Fabric Containing Lt. 85% Filamnt,Mixed With Coton Unbleac	129.384	336.986
1143	540792000	Other Woven Fabric Of Synth Filmentdyed	27.522	86.110
1144	540810900	Woven Fabrics From High Tenacity Ofart Filament Dyed,Printed	147	205
1145	540821200	Woven Fabr Contn>=85% Of Art Filmntbleached	289.536	458.435
1146	540824000	Woven Fabric Printed Cont >= 85 % Artificial Filament	3.245	4.204
1147	540831200	Other Woven Fabric Of Art Filament Bleached	31.286	157.088
1148	550120000	Synthetic Filament Tow Of Polyester	42.554	26.282
1149	550320000	Synthetic Staple Fibre, Not Carded Of Polyesters	377.468	507.500
1150	550340000	Synthetic Staple Fibre, Not Carded Of Polypropylene	56	155
1151	550490000	Other Artificial Staple Fibre Not Carded	10.505	8.683
1152	550510000	Waste Of Man Made Fibre Of Synthe- Tic Fibres	394.899	60.162
1153	550520000	Waste Of Man Made Fibre Of Artifi Cial Fibres	40.586	29.955
1154	550610000	Synthetic Staple Fibre, Carded Of Nylon Or Other Polyamides	248	229
1155	550620000	Synthetic Staple Fibre, Carded Of Polyester	648.329	309.581
1156	550630000	Synthetic Staple Fibred Carded,Combed Of Acrylic Or Modacrylic	220.292	141.647
1157	550690000	Other Synthetic Staple Fibre,Carded	410.910	153.451
1158	550810190	Other Synthetic Staple Fibre Not For Retail Sale	783.396	2.524.573
1159	550911000	Single Yarn Contining>=85%Of Staplefibres Of Nylon Or Other Polyamide	13.762	30.866
1160	550912000	Multiple/Cabled Yarn Con>=85%Of Stafibres Of Nylon Or Other Polyamide	6.657	21.763
1161	550921000	Single Yarn Containing >= 85% Of Polyester Staple Fibres	11.525.189	20.452.587
1162	550922000	Multiple/Cabled Yarn Contain>=85%Ofpolyester Staple Fibres	3.597.510	7.531.027
1163	550931000	Single Yarn Contin >= 85%Of Acrylicor Modacrylic Staple Fibres	413.194	1.014.081
1164	550932000	Multiple/Cabled Yarn Cont >= 85% Ofacrylic Or Modacrylic Staple Fibre	12.022.287	29.326.178
1165	550942000	Multiple/Cabled Yarn Oth Yarn Cont > 85% Of Synthetic Staple Fibres	640.554	641.131
1166	550951000	Other Yarn Of Polyester Staple Fibrmixed With Artificial Staple Fibre	2.885.225	5.502.371
1167	550953000	Other Yarn Of Polyester Staple Fibrmixed Mainly Or Solely With Cotton	9.111.561	15.768.942
1168	550961000	Oth Yarn Of Acry/Modacry Stapl Fibrmixed With Wool Or Fine Animal Hai	53.662	207.728
1169	550962000	Other Yarn Of Acrylic Or Modacrylicstaple Fibre Mixed With Cotton	100	717
1170	551011100	Single Yarn Of Viscose Containing>=85 % Of Artificial Staple Fibre	1.212.862	2.701.942
1171	551012000	Multiple (Folded) Or Cabled Yarn Not For Retail Sale	147.595	357.555
1172	551229000	Woven Fabrics, Containing >= 85 % Of Acrylic Or Modacylic	6.564	49.224
1173	551291000	Oth Woven Fabric Cont>=85%Of Synth Staple Fibre Unbleached Or Bleache	217	102
1174	551299000	Other Of Woven Fabric Of Synthetic Staple Fibre	9	57
1175	551311000	Wov Fabric Con Lt.85%Of Polyester Stapfibres,Plain Weave Mix With Cott	9.583.232	30.708.410
1176	551319000	Other Woven Fabrics Contain Lt.85% Ofsynthetic Staple Fibre Mix With	340.454	1.135.792

No.	HS	Jenis Barang	Volume (Kg)	Nilai (US\$)
1177	551329000	Oth Wov Fabric Con Lt.85%Of Synthetic Staple Fibre,Mixed With Cotton D	1.161.755	7.171.042
1178	551419000	Other Woven Fabrics Cont Lt.85% Of Synthetic Staple Fib With Cot>170Gr	1.662.986	5.245.765
1179	551429000	Oth Wov Fabric Con Lt.85%Of Synthetic Staple Fib,With Cotton>170G/M2 D	786.132	3.125.185
1180	551439000	Other Woven Fabric Cont>85%Of Synthfibre With Cott>170Gr/M2 Diff.Colo	4.256	21.337
1181	551512000	Woven Fabric Mixed Mainly With Man-Made Filament Of Polyester Staple	80	1.113
1182	551519000	Other Woven Fabric Of Polyester Staple Fibres	6.857	5.207
1183	551529000	Other Woven Fabric Of Acrylic Sta Ple Fibres	7	26
1184	551612000	Woven Fabric Cont>=85%Of Artificialfibre Dyed	109	299
1185	560110000	Sanitary Towels And Tampons, Napkin	3.661	9.250
1186	560121000	Wadding Of Cotton	27.152	39.915
1187	560122000	Wadding Of Man-Made Fibres	1.882.323	11.080.339
1188	560129000	Other Articles Of Wadding	21	108
1189	560130000	Textile Flock And Dust And Mill Nep	1	6
1190	560290900	Other Felt,Not Imprenated,Covered Or Laminated	276	466
1191	560311000	Non Woven Fabric Weighing Lt. 25 G/Mi Of Man-Made Filament	1.417.970	3.360.146
1192	560312000	Non Woven Fabric Weighing 25 - 70 G/Mi Of Man-Made Filament	1.388.153	3.259.945
1193	560313000	Non Woven Fabric Weighing 70 - 150 G/Mi Of Man-Made Filament	860.268	2.392.348
1194	560314000	Non Woven Fabric Weighing > 150 G/M Of Man-Made Filament	1.816.988	3.035.883
1195	560392000	Other Non Woven Fabric Weighing 25 - 70 G/Mi	24.565	63.176
1196	560393000	Other Non Woven Fabric Weighing 70 - 150 G/Mi	3.700	88.124
1197	560394000	Other Non Woven Fabric Weighing > 150 G/M2	2.246.437	5.172.661
1198	560410000	Rubber Thread And Cord, Textile - Covered	71	306
1199	560420000	High Tenacity Yarn Of Polyester, Of Nylon Or Oth Impregnated Or Coated	102	468
1200	560490900	Other Rubber Thread And Cord	53	354
1201	560710000	Twine Of Jute Or Other Textile Bast Fibres Of Heading 53.03	26	80
1202	560729000	Other Binder Of Oth Fibre Of Genus Agave	638.324	726.749
1203	560749000	Other Binder Of Polypropylene	9.429	42.612
1204	560750000	Twine,Cordage And Cable Of Other Synthetic Fibres	29.477	132.494
1205	560790000	Oth Twine,Cordage And Cable Coveredwith Rubber Or Plastics	6.743	28.661
1206	560811000	Made Up Fishing Net Of Textile Mat.	339.413	1.700.986
1207	560819000	Other Made Up Nets Of Tex Materials	9.797	70.425
1208	560890000	Other Knitted Netting Of Twine, Cordage Or Rape	12.676	45.791
1209	560900000	Articles Of Yarn, Strip Or The Like Of Heading 54.04 Or 54.05	344.575	467.893
1210	570110000	Carpet And The Like Of Wool Or Fineanimal Hair	49.570	177.733
1211	570190000	Carpet And The Like Of Oth Textile Materials	33.415	58.233
1212	570220000	Floor Coverings Of Coconut Fibres	634.660	114.049
1213	570232000	Carpt&The Like Pile Connot Made Upof Man-Made Textile Materials	15.140	70.304
1214	570239000	Carpt&The Like Pile Connot Made Upof Other Textile Materials	21.966	221.717
1215	570242000	Carpets&The Like Pile Cons. Made Upof Man-Made Textile Materials	4.370	14.036
1216	570249000	Carpets&The Like Pile Cons. Made Upof Other Textile Materials	337	568
1217	570291000	Carpet&The Like Not Of Cons.Made Upof Wool Or Fine Animal Hair	1.964	3.242
1218	570310000	Carpet Tufted Of Wool Or Fine Ani Mal Hair	17	19
1219	570320000	Carpet Tufted Of Nylon Or Other Po Lyamides	497.717	1.080.294
1220	570330000	Carpet Tufted Of Other Man-Made Textile Materials	1.696.853	2.881.900
1221	570390990	Carpets And The Like Of Oth Matrial	183	80
1222	570500900	Other Carpets Of Other Materials	1.714.419	11.208.730
1223	580122000	Cut Corduroy	5.424	7.485
1224	580190000	Other Woven Pile Of Other Textile Materials	38	137
1225	580219000	Other Terry Towelling And Similar	5.439	17.124
1226	580220000	Terry Towelling And Similar Of Oth.Textile Materials	635	954
1227	580410000	Tulles And Other Net Fabrics	374	4.243
1228	580421000	Mechanically Of Man-Made Fibres	8.511	164.449
1229	580429000	Mechanically Of Oth Textil Material	55.393	465.753
1230	580430000	Hand-Made Lace	10	19
1231	580500000	Hand-Woven Tapestries Of The Type Gobelins,Flanders,And Like	1.503	3.180
1232	580610000	Woven Pile Fabrics &Chenille Fabric	64	71
1233	580620000	Oth.Woven Fabrics,Containing>=50%Ofelastometric Yarn Or Rubber Thread	501	1.924
1234	580631300	Ribbon For Slide Fasteners With Onereinforced Edge Of Width Lte.12 Mm	3.456	22.355
1235	580632900	Other Webbing Of Man Made Fibre	25.458	63.240
1236	580710000	Woven Badges And Similar	51	202

No.	HS	Jenis Barang	Volume (Kg)	Nilai (US\$)
1237	580790200	Labels , Badges And Similar Of Non Woven	6	15
1238	580790900	Labels , Badges And Similar Ofother Material	69	507
1239	580810900	Braids In The Piece Combined With Other Material	922	6.662
1240	580890900	Other Ornam.Trimming In The Piece Combined With Other Materials	773	1.117
1241	581091000	Other Embroidery Of Cotton	337	241
1242	581099000	Other Embroidery Of Other Textile Materials	156.044	1.612.122
1243	581100000	Quilted Textile Products In Thepiece,Compas Of Layer Of Textil Ma	9.917	13.765
1244	590110000	Textile Fabrics Coated With Gum Or Amycaceous Substances	80.664	167.020
1245	590190000	Tracing Cloth;Prepared Painting Canvas And Similar	103.590	269.885
1246	590220900	Other Tyre Cord Fabric Of Polyester	4	123
1247	590290119	Rubberised Tyre Cord Of Artificialfibre Other Type	92	560
1248	590310000	Textile Fabrics Impregnated,Coated With Polyvinyl Chloride	124.246	168.127
1249	590320000	Textile Fabrics Impregnated,Coated With Polyurethane	289	2.826
1250	590390000	Textile Fabrics Impregnated,Coated With Other Plastics	342.152	1.496.104
1251	590610000	Adhesive Tape Of A Width Lte. 20 Cm	3.308.472	6.169.563
1252	590699000	Other Rubberised Textile Fabrics	539	1.229
1253	590700110	Textile Fabrics Other Coated With Tar, Bitumen Or Similar Products	792	1.494
1254	590700190	Textile Fabrics Other Coated With Other Substances	7.396	52.167
1255	590700200	Painted Canvas Being Theatrical Scenery,Studio Back Cloth Or The Like	5.797	6.949
1256	590800000	Text. Wicks,Woven,Plaited Or Knitt.For Lamps,Stoves,Lighters,Candles	5.070	5.060
1257	591190000	Other Of Textile Products & Articlefor Technical Uses	13.749	13.970
1258	600191900	Other Pile Fabrics Of Cotton	159	423
1259	600199900	Terry & Oth Pile Fabric Of Man-Madematerials Bleached, Mercerised	7.336	3.745
1260	600210900	Oth Knitt/Croch Fabrc Width Lte. 30Cmw/ >=5% Of Weight Blched, Mercrs	4.344	32.301
1261	600230900	Oth Knitt/Croch Fabrc Width > 30Cm W/ >=5% Of Weight Bleached, Mercrsd	358	801
1262	600242100	Warp Knitted Of Cott.Unbleached,Notmercerised	54.557	562.540
1263	600243110	Warp Knitted Of Synthetic Fibre Unbleached, Not Mercerised	417.555	663.743
1264	600249900	Other Warp Knitted Of Man Made Fibre	5	7
1265	600291900	Other Fabrics Of Wool	62	132
1266	600292100	Other Fabrics Of Cotton Unbleached, Not Mercerised	141	113
1267	600293110	Other Fabrics Of Synthetic Fibre Unbleached, Not Mercerised	5.585	13.943
1268	600299900	Other Fabrics	6.629	15.606
1269	610110000	Man'S Or Boy'S Overcoats,Knitted Orcrocheted Of Wool/ Fine Animal Hai	216	373
1270	610120000	Man'S Or Boy'S Overcoats,Knitted Orcrocheted Of Cotton	20.674	115.656
1271	610130000	Men'S Or Boy'S Overcoats,Car-Coats,Capes,Etc. Of Man Made Fibres	839	6.013
1272	610190000	Man'S Or Boy'S Overcoats,Knitted Orcrocheted Of Other Textile Materia	2.299	18.615
1273	610210000	Woman'S Or Girls Overcoats,Knitt Orcrocheted Of Wool/ Fine Animal Hai	65	2.966
1274	610220000	Woman'S Or Girls Overcoats,Knitt Orcrocheted Of Cotton	5.830	25.246
1275	610290000	Woman'S Or Girls Overcoats,Knitt Orcrocheted Of Other Textile Materia	2.769	52.642
1276	610312000	Knitted Or Crocheted Suits, Of Synthetic Fibres	247	7.286
1277	610319100	Knitted Or Crocheted Suits, Of Cotton	915	13.850
1278	610319900	Knitted Or Crocheted Suits, Of Other Fibres	1.575	37.640
1279	610322000	Men'S Ensemble Knitted Or Crochetedof Cotton	61	196
1280	610329000	Men'S / Boy'S Suits,Ensemble,Jacketblazers,Etc.Of Oth.Textile Material	260	6.052
1281	610332000	Men'S Jacket&Blazers Knitt/Crocheteof Cotton	1.032	18.511
1282	610339000	Man'S Or Boy'S Jackets And Blazers Of Other Textile Materials	15.714	92.921
1283	610342000	Men'S Trousers Knitted Or Crochetedof Cotton	1.637	6.678
1284	610343000	Men'S Trousers Knitted Or Crochetedof Synthetic Fibre	510	4.196
1285	610349000	Men'/Boy' Trouser,Bib&Brace Overallbreeches & Shorts Of Oth.Tex.Mat.	29.766	224.917
1286	610412000	Women'S Suits Knitted Or Crocheted Of Cotton	55.268	301.118
1287	610413000	Women'S Suits Knitted Or Crocheted Of Synthetic Fibres	1.424	20.959
1288	610419000	Women'S Or Girl'S Suits, Ensembles,Jackets,Dresses,Etc.Of Oth.Tex.Mate	124.114	977.079
1289	610421000	Women'S Ensemble Knitt Or Crochetedof Wool Or Fine Animal Hair	102	83
1290	610423000	Women'S Ensemble Knitt Or Crochetedof Synthetic Fibres	371	2.470
1291	610432000	Women'S Jacket&Blazer Knitt/Crochetof Cotton	422	2.173
1292	610433000	Women'S Jacket&Blazer Knitt/Crochetof Other Textile Materials :	861	8.412
1293	610439000	Jackets Of Other Textile Materials	24	127
1294	610442000	Women'S Dress Knitted Or Crocheted Of Cotton	5.506	80.232
1295	610443000	Women'S Dress Knitted Or Crocheted Of Synthetic Fibres	8.360	46.966

No.	HS	Jenis Barang	Volume (Kg)	Nilai (US\$)
1296	610444000	Women'S Dress Knitted Or Crocheted Of Artificial Fibres	402	4.573
1297	610449000	Women'S Dress Knitted Or Crocheted Of Other Textile Materials	13.426	123.502
1298	610452000	Women'S Skirt&Divided Knitt/Crochetof Cotton	2.424	50.080
1299	610453000	Women'S Skirt&Divided Knitt/Crochetof Synthetic Fibres	3.449	14.439
1300	610459000	Skirts And Divided Skirts Of Other Textile Materials	9.448	52.096
1301	610462000	Women'S Trouser&Short Knitt/Crochetof Cotton	706	6.035
1302	610463000	Women'S Trouser&Short Knitt/Crochetof Synthetic Fibres	1.203	3.973
1303	610469000	Women/Girl Trouser,Bib & Brace Overbreec,Short Of Wool/Fine Animalhair	39.623	297.386
1304	610510000	Man'S Or Boys Shirts Of Cotton	2.587	13.040
1305	610520000	Men'S Or Boy'S Shirts, Knitted Or Crocheted Of Man-Made Fibres	84.348	1.603.766
1306	610590000	Man'S Or Boy'S Shirts Of Other Textile Materials	20.142	205.927
1307	610610000	Women'S Or Girl'S Blouses, Shirtsof Cotton	47.264	472.390
1308	610620000	Womens Or Girl'S Blouses, Knitted Or Crocheted Of Man-Made Fibres	1.543	10.097
1309	610690100	Women'S Or Girl'S Blouses, Shirtsof Wool Or Fine Animal Hair	351	7.108
1310	610690900	Women'S Or Girl'S Blouses, Shirtsof Other Fibres	20.775	234.234
1311	610711000	Underpants And Briefs Of Cotton	19.287	121.541
1312	610719900	Underpants&Briefs Of Other Fibres	38	281
1313	610722000	Nightshirts And Pyjamas Of Man-Made Fibres	149	493
1314	610729900	Night Shirts And Pyjamas Of Other Fibres	1.159	1.818
1315	610799900	Man'S Bath Robes ,Dressing Gown Of Other Fibres	209	2.829
1316	610819900	Women'S Slips And Patticoats Of Other Fibres	70.262	320.130
1317	610821000	Women'S Briefs And Panties Of Cotton	752	1.022
1318	610831000	Women'S Night Dreses And Pyjamas Of Cotton	1	4
1319	610839900	Women'S Night Dreses And Pyjamas Of Other Fibres	58	610
1320	610891000	Men'S Negliges,Bathrobes,Dress Gownof Cotton	2.529	14.321
1321	610899900	Men'S Negliges,Bathrobes,Dress Gownof Other Fibres	205	931
1322	610910900	T-Shirt Other Vests,Of Cotton	161.495	1.483.497
1323	610990900	T-Shirts Other Vests Of Other Textile Materials	98.651	993.326
1324	611010000	Jerseys , Pullovers , Cardigans Of Wool Or Fine Animal Hair	13.387	131.579
1325	611020000	Jerseys , Pullovers , Cardigans Of Cotton	6.553	117.093
1326	611030000	Jersey, Pullovers, Etc Knitted Or Crocheted Of Man Made Fibres	141.339	1.748.903
1327	611090000	Jerseys , Pullovers , Cardigans Of Other Textile Materials	7.610	104.064
1328	611110100	Gloves, Mittens And Mitts Of Wool Or Fine Animal Hair For Baby	452	1.856
1329	611110900	Other Babies Garments	1.287	18.173
1330	611120000	Babies' Garments And Cloth.Access. Knitted Or Crocheted Of Cotton	5.800	37.951
1331	611130000	Babies' Garments And Cloth.Access. Knitted Or Croch. Of Synth. Fibres	1.246	2.910
1332	611190000	Babies' Garments And Cloth.Access. Knitted Or Croch. Of Oth.Text.Mate.	301	534
1333	611211000	Tracks Suits Of Cotton	5.570	26.536
1334	611212000	Tracks Suits Of Synthetic Fibres	147	1.059
1335	611219000	Track Suits, Ski Suits & Swimwear, Knitted Or Croch. Of Oth.Text.Mate.	3.858	61.681
1336	611231000	Ski Suits Men'S Or Boy'S Swimwear Of Synthetic Fibres	163	88
1337	611239000	Ski Suits Men'S Or Boy'S Swimwear Of Other Textile Materials	1.616	4.993
1338	611241000	Ski Suits Women'S Or Girl'S Swim Wear Of Synthetic Fibres	864	4.878
1339	611249000	Ski Suits Women'S Or Girl'S Swim Wear Of Other Textile Materials	3.718	20.246
1340	611300000	Garments, Made Up Of Knitted Or Crocheted Fabrics	226	1.074
1341	611410000	Other Garments Knitted Or Crochetedof Wool Or Fine Animal Hair	9.151	104.759
1342	611420000	Other Garments Knitted Or Crochetedof Cotton	47.442	144.782
1343	611430000	Other Garments Knitted Or Crochetedof Man-Made Fibres	7.308	21.231
1344	611490000	Other Garments Knitted Or Crochetedof Other Textile Materials	2.102	16.490
1345	611519000	Panty Hose & Tights Of Oth.Textile Materials	5.244	44.352
1346	611520000	Women Full-Length Hosiery Lt.67Decitex	10	120
1347	611593000	Foot Wear With Out Sofes Soles Of Synthetic Fibres	3	2
1348	611610000	Glove Impregnated,Coated Or Coveredwith Plastics Or Rubber	598.904	1.548.486
1349	611692000	Mittens And Mitts,Of Cotton	664	9.666
1350	611693000	Mittens And Mitts,Of Synthetic Fibre	92.223	3.435.337
1351	611699000	Mittens And Mitts,Of Other Textile Materials	3.749.976	6.598.163
1352	611710000	Shawls, Scarves,Mufflers,Mantillas,Veils And The Like	46.362	166.708
1353	611720900	Ties, Bow Ties And Cravats Of Other Fibres	345	5.951
1354	611780900	Other Clothing Accessories Of Other Fibres	9.913	37.064

No.	HS	Jenis Barang	Volume (Kg)	Nilai (US\$)
1355	611790000	Other Made Up Clothing Accessories,Knitted Or Crocheted & Parts	52.897	114.284
1356	620112100	Men'S Overcoats,Raincoats Of Cottonbatik	4.911	68.204
1357	620113990	Other Men'S Overcoat Of Man Made Fibres	299	1.441
1358	620119900	Other Men'S Overcoat, Raincoat Of Oth Textil Mat.Fibre Oth Than Batik	256.623	4.192.460
1359	620192400	Sarung Pelekat Of Cotton For Man	1.695.551	10.099.978
1360	620193100	Men'S Wind Cheater,Wind Jacket Of Man Made Fibres Batik	2.425	5.839
1361	620193990	Other Man'S Wind-Jacket Of Man Made Fibres	21.025	29.760
1362	620199900	Men'S Wind Cheater,Wind Jacket Of Oth Textile Material Oth.Than Batik	111	1.200
1363	620211900	Women'S Overcoats,Raincoats Of Woolfine Or Animal Hair Oth.Than Batik	30	23.010
1364	620212100	Women'S Overcoats,Raincoats Of Cotton Batik	3.156	56.727
1365	620213990	Other Women'S Overcoat Of Man Made Fibres	384	5.256
1366	620219900	Women'S Overcoats,Raincoat Of Othertextil Materials Other Than Batik	149.773	2.346.479
1367	620291900	Women'S Wind Cheater,Wind Jacket Ofwool Fine Animal Hair Ot.Than Batik	1.793	17.695
1368	620292900	Other Of Cotton For Women	18.760	135.933
1369	620293990	Other Women'S Wind-Jacket Of Man Made Fibres	27	59
1370	620299900	Women'S Wind Cheater,Wind Jacket Ofoth Textil Materials Oth Than Batik	71.550	178.063
1371	620311900	Men'S Suits Of Wool Or Fine Animal Hair Other Than Batik	67.628	183.054
1372	620312900	Men'S Suits Of Synthetic Fibres Other Than Batik	4.882	26.152
1373	620319190	Men'S Suits Of Cotton Other Than Batik	3.175	36.647
1374	620319990	Man'S Suits Of Other Fibres Batik Other Than Batik	13.531	62.538
1375	620321000	Men'S Or Boy'S Ensembles Of Wool Orfine Animal Hair	119	305
1376	620322900	Men'S Ensembles Of Cotton Other Than Batik	108	263
1377	620323100	Men'S Ensembles Of Synthetic Fibres Batik	248	254
1378	620329900	Men'S Ensembles Of Other Textile Materials Other Than Batik	5.164	47.428
1379	620331000	Men'S Or Boy'S Jackets And Blazers Of Wool Or Fine Animal Hair	79	570
1380	620332900	Men'S Jackets & Blazers Of Cotton Other Than Batik	884	1.335
1381	620333900	Men'S Jacket & Blazers Of Syntheticfibre Other Than Batik	257	1.093
1382	620339900	Men'S Jacket&Blazers Of Oth.Textilematerials Other Than Batik	2.267	50.594
1383	620341000	Men/Boy Trouser, Bib & Brace Overaletc. Of Wool Or Fine Animal Hair	2.880	17.076
1384	620342900	Men'S Trousers And Shorts Of Cottonother Than Batik	803.409	9.247.560
1385	620343990	Other Men'S Trousers Of Synthetics Fibres	38.502	416.119
1386	620349900	Men'S Trousers And Shorts Of Other Textile Materials Other Than Batik	10.755	111.809
1387	620412900	Women'S Suits Of Cotton Other Thanbatik	24.185	171.347
1388	620413900	Women'S Suits Of Synthetic Fibres Other Than Batik	14.026	141.717
1389	620419900	Women'S Suits Of Other Textile Materials Other Than Batik	76.999	492.163
1390	620422100	Women'S Ensembles Of Cotton Batik	2.315	5.287
1391	620423100	Women'S Ensembles Of Synthetic Fibre Batik	3.280	37.859
1392	620429900	Women Ensembles Of Other Textile Materials Other Than Batik	18.730	59.957
1393	620432900	Women'S Jacket Of Cotton Other Thanbatik	10.365	40.442
1394	620433900	Women'S Jackets Of Synthetic Fibresother Than Batik	40.153	1.448.770
1395	620439900	Women'S Jackets Of Other Textile Materials Other Than Batik	26.168	261.274
1396	620442900	Women'S Dresses Of Cotton Other Than Batik	86.871	328.243
1397	620443900	Women'S Dresses Of Synthetic Fibre Other Than Batik	113.301	1.205.460
1398	620444900	Women'S Dresses Of Artificial Fibre Other Than Batik	14.502	63.518
1399	620449900	Women'S Dresses Of Other Textile Materials Other Than Batik	116.537	746.703
1400	620451000	Skirts And Divided Skirts Of Wool Or Fine Animal Hair	26	54
1401	620452900	Women'S Skirts & Divided Skirts Of Cotton Other Than Batik	28.094	132.676
1402	620453900	Women'S Skirts & Divided Skirts Of Synthetic Fibres Other Than Batik	96.619	1.011.571
1403	620459900	Women'S Skirts & Divided Skirts Of Oth Textile Material Oth Than Batik	70.409	417.228
1404	620461000	Women/Girl' Trousers, Bib And Brace Overall Of Wool Or Fine Animal Hair	1	49
1405	620462900	Women'S Trousers&Shorts Of Cotton Other Than Batik	129.405	1.307.402
1406	620463100	Women'S Trousers&Short Of Syntheticfibre Batik	2.745	21.727
1407	620463990	Other Women'S Trousers Of Fibres	82.843	927.877
1408	620469900	Women'S Trouser And Short Of Other Textile Materials Other Than Batik	100.425	687.108
1409	620510000	Men'S Or Boy'S Shirts Of Wool Or Fine Animal Hair	15	200
1410	620520000	Men'S Or Boy'S Shirts Of Cotton	33.636	295.363
1411	620530100	Men'S Or Boy'S Shirts Of Synthetic Fibre	43.893	507.170
1412	620590000	Men'S Or Boy'S Shirts Of Other Textile Materials	39.260	244.925
1413	620610190	Blouses Of Silk Or Silk Waste Other Than Batik	1.132	3.335

No.	HS	Jenis Barang	Volume (Kg)	Nilai (US\$)
1414	620620000	Women'S Or Girl'S Blouses, Etc. Of Wool Or Fine Animal Hair	108	578
1415	620630190	Blouses Of Cotton Other Than Batik	24.906	145.774
1416	620640190	Blouses Of Man-Made Fibre Other Than Batik	64.975	773.326
1417	620690190	Blouses Of Other Textile Materials Other Than Batik	44.162	433.537
1418	620711000	Underpants And Briefs Of Cotton	891	3.805
1419	620719000	Men'S Or Boy'S Underpants & Briefs Of Cotton	2.626	42.830
1420	620721000	Nightshirt'S And Pyjamas Of Cotton	3.771	11.809
1421	620722000	Men'S Or Boy'S Nightshirts & Pijamaof Man Made Fibres	27	138
1422	620729000	Nightshirt'S And Pyjamas Of Other Textile Materials	6.022	41.222
1423	620791900	Men'S Or Boy'S Articles Of Cotton Other Than Batik	1.912	16.514
1424	620792190	Men'S Or Boy'S Article Of Syntheticfibres Other Than Batik	1.536	6.363
1425	620799100	Men'S Or Boy'S Articles Of Wool Or Fine Animal Hair	1.944	45.430
1426	620799990	Men'S Or Boy'S Articles Of Other Textile Material Other Than Batik	1.453	16.529
1427	620811000	Slips And Petticoats Of Man Made Fibres	1.820	8.082
1428	620819000	Slips And Petticoats Of Other Textile Materials	21.838	103.841
1429	620821000	Nightdresses And Pyjamas Of Cotton	1.329	3.692
1430	620822000	Nightdresses And Pijamas Of Man Made Fibres	127	549
1431	620829000	Nightdresses & Pyjamas Of Other Textile Materials	591	1.299
1432	620891100	Panties Of Cotton	10	43
1433	620891900	Other Women'S Or Girl Articles Of Cotton	1.861	2.411
1434	620892000	Women'S/Girl'S Singlets & Oth Vestsnot Knit/Croch. Of Man Made-Fibres	1.760	10.478
1435	620899900	Women'S/Girl'S Singlets & Oth Vestsnot Knit/Croch. Of Other Fibres	1.490	3.698
1436	620910100	Coat And Jackets Of Wool Or Fine Animal Hair	21	370
1437	620910900	Oth. Babies Garments And Clothing Accessories Of Wool/Fine Animalhair	93	327
1438	620920900	Oth. Babies Garments And Clothing Accessories Of Cotton	1.004	6.599
1439	620930190	Coats And Jackets Of Synthetic Fibres Other Than Batik For Baby	443	1.628
1440	620990900	Oth. Babies Garments And Clothing Accessories Of Oth Textile Material	113.619	1.111.354
1441	621010000	Garments,Made Up Of Fabrics Of Headn0.56.02 Or 56.03	590	1.153
1442	621040900	Other Men'S Or Boy'S Garment Of Of Other Fibres	10.085	35.011
1443	621050000	Other Women'S Or Girls' Garments	104.882	386.475
1444	621111290	Swim Wear Mens/Boys Of Man-Made Fibrother Than Batik	2.131	9.224
1445	621112100	Women'S Or Girls' Swim Wear Of Woolor Fine Animal Hair	227.015	977.076
1446	621120900	Ski Suits Of Other Fibres	1.833	13.407
1447	621131000	Other Garments,Men'S Or Boy Of Woolor Fine Animal Hair	139	271
1448	621132100	Other Garments,Men'S Or Boy'S Of Cotton Batik	8.389	45.295
1449	621133900	Other Garments,Men'S Or Boy'S Of Man Made Fibres Other Than Batik	31.617	113.090
1450	621139900	Other Garments,Men'S Or Boy'S Of Oth Textile Material Oth.Than Batik	28.198	307.972
1451	621142100	Other Garments,Women'S Or Girl'S Ofcotton Batik	5	23
1452	621142900	Other Garments,Women'S Or Girl'S Ofcotton Other Than Batik	19.692	69.315
1453	621143100	Other Garments,Women'S Or Girl'S Ofman Made Fibres Batik	62	712
1454	621143900	Other Garments,Women'S Or Girl'S Ofman Made Fibres Other Than Batik	21.299	139.001
1455	621149900	Other Garments,Women'S Or Girl'S Ofoth Textile Material Oth.Than Batik	20.599	324.921
1456	621210000	Brassieres	949	2.139
1457	621220000	Girdles And Panty-Girdles	19	57
1458	621230000	Corselettes	121	481
1459	621290000	Braces, Suspenders, Garters & Sim. Articels & Parts Thereof	2.240	5.145
1460	621320900	Handkerchiefs Of Cotton Other Than Batik	430	612
1461	621390190	Handkerchiefs Of Man- Made Fibres Other Than Batik	653	8.598
1462	621410100	Shawl,Scarves Of Silk Or Silk Wastebatik	2.070	16.112
1463	621410900	Shawl,Scarves Of Silk Or Silk Wasteother Than Batik	44.262	255.347
1464	621420900	Shawl,Scarves Of Wool/Fine Animal Hair Other Than Batik	106	302
1465	621430100	Shawl,Scarves Of Synthetic Fibres Batik	3.310	71.410
1466	621430900	Shawl,Scarves Of Synthetic Fibres Other Than Batik	20.576	79.594
1467	621440100	Shawl,Scarves Of Artificial Fibres Batik	938	2.427
1468	621440900	Shawl,Scarves Of Artificial Fibres Other Than Batik	9.272	43.280
1469	621490110	Shawl,Scarves Of Other Textile Materials Batik	603	2.450
1470	621490990	Shawl, Scarves Of Other Fibres Other Than Batik	92.324	417.532
1471	621600000	Gloves, Mittens, And Mitts.	282.554	802.769
1472	621710100	Stocking, Socks And Sockettes	2.714	24.506

No.	HS	Jenis Barang	Volume (Kg)	Nilai (US\$)
1473	621710900	Other Made Up Clothing Accessories	432.733	1.243.469
1474	621790000	Parts Of Collars,Tuckers,Fallals, Trimming For Women And Girl Garmen	87.011	218.480
1475	630110000	Electric Blankets	29.523	61.490
1476	630120000	Blankets (Other Than Electric Blankets) & Travelling Rugs Of Wool	1.540	8.109
1477	630130000	Blankets (Other Than Electric Blanket) & Travelling Rug Of Cotton	162.928	430.089
1478	630140100	Blankets Of Synthetic Fibres Of Nonwoven Fabrics	51.768	160.447
1479	630140900	Other Blankets Of Synthetic Fibres	730.689	2.084.885
1480	630190100	Other Blankets And Travelling Rugs Of Non Woven Fabrics	58.578	218.830
1481	630190900	Other Blankets And Travelling Rugs	1.161.257	4.266.847
1482	630210000	Bed Linen, Knitted Or Crocheted	27.382	100.111
1483	630221900	Other Bed Linen,Printed Of Cotton Other Than Batik	369.504	2.405.289
1484	630222100	Other Bed Linen,Printed Of Non Woven Fabrics	1	22
1485	630222990	Other Bed Linen,Printed Of Man Madefibres Other Than Batik	192.565	369.885
1486	630229900	Other Bed Linen,Printed Of Other Textile Materials Other Than Batik	4.303	12.078
1487	630231000	Other Bed Linen Of Cotton Batik	41.034	102.079
1488	630232900	Other Bed Linen Of Man Made Fabrics	9.375	25.355
1489	630239000	Other Bed Linen Of Other Textile Materials	31.012	192.779
1490	630240000	Table Linen, Knitted Or Crocheted	3.572	10.045
1491	630251100	Other Table Linen Of Cotton Batik	74	177
1492	630251900	Other Table Linen Of Cotton Other Than Batik	28.637	82.512
1493	630253100	Other Table Linen Of Non Woven Fabrics	9	32
1494	630253990	Other Table Linen Of Man Made Fibre Other Than Batik	683	2.858
1495	630259900	Other Table Linen Of Other Textile Materials Other Than Batik	3.454	4.250
1496	630260900	Toilet Linen And Kitchen Linen Other Than Batik	847.847	4.759.317
1497	630291100	Other Linen Of Cotton Of Knitted Or Crocheted	11.798	28.456
1498	630291910	Other Linen Batik	122	148
1499	630292990	Toilet Linen And Kitchen Linen Of Flax Other Than Batik	1	1
1500	630293100	Toilet Linen & Kitchen Linen Of Nonwoven Fabrics	128	394
1501	630293990	Toilet Linen & Kitchen Linen Of Manmade Fibres Other Than Batik	630	1.190
1502	630299990	Toilet Linen & Kitchen Linen Of Othertextile Materials	114.713	321.364
1503	630311000	Curtains Knitt Or Crocheted Of Cott	185.981	347.777
1504	630312000	Curtains Knitted Or Crocheted Of Synthetic Fibres	2.715	21.812
1505	630319000	Curtains Knitted Or Crocheted Of Other Textile Materials	64.005	285.682
1506	630391000	Curtains Not Knitted Or Crocheted Of Cotton	11.161	22.989
1507	630392000	Curtains Not Knitted Or Crocheted Of Synthetic Fibres	266	559
1508	630399000	Curtains Not Knitted Or Crocheted Of Other Textile Materials	39.902	167.073
1509	630411000	Bedspreads Knitted Or Crocheted	208	317
1510	630419100	Bedspreads Of Non Woven Fabrics	591	817
1511	630419200	Bedspreads Of Cotton	67.832	323.178
1512	630419900	Bedspreads Of Other Fibre	20.074	52.769
1513	630492900	Other Furnishing Articles Of Notknitted Or Crocheted,Of Cotton	7.945	7.803
1514	630493000	Other Furnishing Articles Of Notknitted/Crocheted,Of Synthetic Fib	136.522	1.274.431
1515	630499000	Other Furnishing Articles Of Notknitt/Crocheted,Of Oth Textile Mat	93.937	245.519
1516	630510000	Sacks And Bags Of A Kind Used For Packing Of Goods Of Jute	90	129
1517	630520100	Knitted Or Crocheted Sacks And Bagsof Cotton	7.532	37.339
1518	630520900	Other Sacks And Bags Of Cotton	36.103	156.331
1519	630532900	Sacks And Bags Of A Kind Used For Pack. Of Other Man Made Text.Mater.	32.253	37.961
1520	630533100	Sacks & Bag Of Akind Used For Pack.Of Good Of Polyethylene,Knit/Croch.	7.172.431	12.308.883
1521	630533900	Sacks & Bag Of Akind Used For Pack.Of Good Of Polyethyl.Not Knit/Croch	1.008.776	1.380.776
1522	630539100	Other Sacks And Bags Of Non Wovenfabrics	8.228	78.549
1523	630539900	Other Sacks And Bags Of Other Man- Made Textile Materials	4.151	5.273
1524	630590100	Knitted Or Crocheted Of Oth Textilematerials	15	37
1525	630590900	Other Sack And Bag Of Other Textilematerials	671	987
1526	630611000	Tarpaulins, Awnings And Sunblinds Of Cotton	322	569
1527	630619000	Tarpaulins, Awnings And Sunblinds Of Other Textile Materials	2.037	3.733
1528	630621000	Tents Of Cotton	278	1.367
1529	630629000	Tents Of Other Textile Materials	11.643	23.767
1530	630641000	Pneumatic Mattresses Of Cotton	18.594	32.642
1531	630649900	Other Pneumatic Mattresses Of Othertextile Materials	2.620	4.906
1532	630691000	Camping Goods Of Cotton	3.902	5.780

No.	HS	Jenis Barang	Volume (Kg)	Nilai (US\$)
1533	630699900	Other Camping Goods Of Other Textilmaterials	14.500	46.037
1534	630710900	Oth.Floor-Cloth,Dish-Cloths,Dusters	18.349	37.284
1535	630790900	Other Than Made Up Articles	85.833	248.752
1536	630800000	Sets Consisting Of Woven Fab & Yarnfor Making Up Into Rug,Tapestries	1.306	8.082
1537	630900000	Worn Clothing And Oth Worn Articles	55.175	43.412
1538	631010000	Sorted Used Or New Rug,Cordage,Rope&Cable Of Twine,Cordage,Rope/Cable	24.779	2.927
1539	631090000	Other Used Or New Rug,Cordage,Rope &Cable Of Twine,Cordage,Rope/Cable	1.382	4.875
1540	640192000	Other Footwear Covering The Ankle	1.231	504
1541	640199200	Sandal And Bathing Slippers	127.867	452.792
1542	640212000	Ski-Boot,Cross-Country,Ski Footwearouter Sol & Upper Of Rubber/Plastic	72.997	1.145.203
1543	640219000	Other Footwear Of Rubber Or Plastic	637.090	5.695.539
1544	640220000	Footwear With Upper Straps Or Thongassembled To The Sole By Plugs	273.061	2.465.826
1545	640230000	Footwear,Outer Sol/Upper Of Rubber/Plastic ,Incorp. A Protective Metal	1.925	44.886
1546	640291000	Other Footwear Covering The Ankle Of Rubber Or Plastic	982	18.200
1547	640299100	Oth.Shoes(Excluding Shoes For Sport	2.448.776	27.315.014
1548	640312000	Ski-Boots, Cross-Country Ski Foot- Wear And Snowboard Boots	57.534	1.088.354
1549	640319200	Ski-Boot&Cross Country Sky Footwearother With Outer Soles Of Rubber	925.628	11.237.671
1550	640320000	Footwear With Outer Sole Of Leatherand Uppers Of Leather Straps	336.701	6.975.075
1551	640330000	Footwear Made On A Base Or Platformwood,Not Having An Inner Sole/Meta	1.443	2.873
1552	640340000	Other Footwear, Incorporating A Protective Metal Toe-Cap	1.032	49.236
1553	640351000	Other Footwear With Outer Soles Of Leather Covering The Ankle	197.834	5.505.876
1554	640359200	Oth.Footwear With Outsole Leathercover The Ankle Women'S&Girls Shoe	193.230	449.592
1555	640359900	Oth.Footwear With Outsole Leather	166.427	4.219.701
1556	640391900	Other Footwear Covering The Ankle With Outer Soles Of Rubber,Plastic	328.449	6.112.067
1557	640399100	Oth.Footwear Men'S And Boy'S Shoes	1.818.052	24.312.109
1558	640411100	Sports Footwear Of Rubber	759.153	9.516.699
1559	640419190	Other Sport Footwear Of Rubber For Other	486.180	5.173.604
1560	640420000	Footwear With Outer Sole Of Leatheror Composition Leather	74.555	306.670
1561	640510000	Other Footwear With Uppers Of Eather Or Composition Leather	134.559	1.409.055
1562	640520000	Other Footwear With Uppers Of Textile Materials	39.513	129.480
1563	640590900	Other Footwear	110.156	822.604
1564	640610000	Uppers And Parts Thereof,Other Thanstiffeners	1.121.306	53.445.724
1565	640620000	Outer Soles And Heels, Of Rubber Orplastics	56.687	208.931
1566	640691000	Parts Of Footwear Of Wood	15.000	34.963
1567	640699000	Parts Of Footwear Of Other Material	115.303	470.863
1568	650100000	Hat-Forms, Hat Bodies And Hoods Of Felt,Neither Blocked To Shape Wit	160	622
1569	650200000	Hat-Shapes, Plaited Or Made By Assembling Strips Of Any Material	255	4.862
1570	650300000	Felt Hats And Other Felt Headgear, Made From The Hat Bodies,Hoods	24.234	68.650
1571	650400000	Hats And Other Headgear, Plaited Ormade By Assemb. Strips Of Any Mate.	4.694	7.687
1572	650510000	Hair-Nets	905	4.970
1573	650590000	Hats And Other Headgear, Knit/Crochor Made Up From Lace,Oth Tex.Fabric	67.794	401.671
1574	650610200	Safety Headgear For Motorcyclists And Scooterists	1.206	3.310
1575	650691000	Safety Headgear Of Rubber/ Plastics	15.435	58.527
1576	650699000	Safety Headgear Of Other Materials	271	3.135
1577	650700000	Head-Bands, Linings, Covers, Hat Fondations,Hat Frames,Peak&Chintra	55.451	146.355
1578	660110000	Garden Or Similar Umbrellas	44.481	74.069
1579	660199000	Other Umbrellas	61.833	148.703
1580	660310000	Handles And Knobs Of Umbrellas	15.224	81.887
1581	660390100	Part, Trimming And Accessories For Articles Of Heading No.66.01.	1.604	4.768
1582	670100000	Skins And Other Parts Of Birds Withtheir Feathers Or Down,Feather,Par	9.371	31.929
1583	670210000	Artificial Flowers, Foliage And Fruit Of Plastics	11.188	43.025
1584	670290000	Artific. Flowers, Foliage And Fruit& Parts Thereof;Of Oth Than Plastic	169.031	1.460.320
1585	670300000	Human Hair,Dressed,Thinned,Bleached/Oth.Wise Work;Wool/Oth.Animal Hai	142.363	5.380.377
1586	670411200	Complete Wigs Of Synthetic Textile For Women	40.537	1.340.698
1587	670419000	Switches,False Beards, Eyebrows Andeyelashes Of Synthetic Tex.Material	232	5.106
1588	670420400	Wigs Of Human Hair For Women	1.573	1.179
1589	670490000	Wigs, False Beards, Eyebrows And Eyelashes Of Other Synth.Text.Mat.	161.637	4.447.002
1590	680100000	Setts, Curbstones And Flagstones,Ofnatural Stone (Except Slate)	8.806.384	1.092.640
1591	680210100	Tiles & Similar Articles Of Marbles	14.822.714	2.645.726



No.	HS	Jenis Barang	Volume (Kg)	Nilai (US\$)
1592	680221000	Marble, Travertine And Alabaster	3.564.351	501.408
1593	680222000	Other Calcareous Stone Simply Cut Or Sawn	139.791	40.773
1594	680223100	Granite, Width Sheet, Polished	8.000	1.484
1595	680223900	Granite, Other Width Sheet, Not Polished	673.287	444.708
1596	680229000	Other Stone Simply Cut Or Sawn	7.437.284	4.279.561
1597	680291000	Other Marble, Travertine & Alabaster	2.563.946	1.391.821
1598	680292000	Other Calcareous Stone	589	2.562
1599	680293000	Other Granite	961.647	177.434
1600	680299000	Other Stone	10.188.686	4.352.593
1601	680300100	Slab And Roofing Slates	1.530	1.582
1602	680300900	Other Than Slab And Roofing Slates	42.021	26.133
1603	680410000	Millstones And Grindstones For Milling, Grinding Or Pulping	32.516	66.170
1604	680421000	Other Millstones, Grindstones Of Diamond	920	696
1605	680422000	Other Millstones, Grindstones Of Ceramics	16.214	2.047
1606	680423000	Other Millstones, Grindstones Of Natural Stone	5.874.612	573.142
1607	680430000	Hand Sharpening Or Polishing Stones	2.341.326	229.611
1608	680510000	Abrasive Powder On A Base Of Woven Textile Fabric Only	954.192	4.369.181
1609	680520900	Other Abrasive Powder On A Base Of Paper Or Paperboard	403.762	1.378.760
1610	680530900	Other Abrasive Powder On A Base Of Other Materials	164	734
1611	680620000	Exfoliated Vermiculite, Expanded Clays, Foamed Slag	1.728	292
1612	680690000	Other Mixtures And Articles Of Heatinsulating, Sound-Insulating Minera	293	762
1613	680800000	Panels, Boards, Tiles, Blocks And Similar Artic. Of Vegetable Fibre	1.088.225	301.051
1614	680911000	Board, Sheets, Panel, Tiles Of Plasterfaced Or Reinforced With Paper	31.003.505	6.741.476
1615	680919000	Other Articles Of Plaster Boards, Sheets, Panels, Tiles	3.139.958	318.888
1616	680990000	Other Articles Of Plaster	1.604.837	233.293
1617	681019100	Floor Or Wall Tiles Of Cement	50.999.774	12.435.275
1618	681019900	Other Articles Of Cement	208.932	72.704
1619	681091900	Other Prefabricated For Building Of cement	50.219	34.071
1620	681099300	Caissons	114	157
1621	681099900	Other Articles Of Cement Or Of Artificial Stone	399.143	270.919
1622	681120000	Other Sheets, Panels, Tiles And Similar Articles Of Asbestos Cement	623	1.121
1623	681130900	Other Pipes And Pipe Fitting Of Asbestos Cement	9.672	3.644
1624	681190000	Oth. Articles Of Asbestos-Cement, Of cellulose Fibre-Cement Or The Like	2.632	799
1625	681210000	Fabricated Asbestos Fibres; Mixtures with A Basis Of Asbestos	2.492	31.948
1626	681220000	Yarn And Thread Of Asbestos	8.827	42.682
1627	681250000	Clothing, Clothing Accessories, Footwear & Headgear Mixture With Asbes	2.946	3.426
1628	681290000	Other Articles Of Asbestos	14.765	130.185
1629	681310000	Brake Linings And Pads	6.006.064	6.231.225
1630	681390000	Friction Material & Article There Of	317.815	1.646.799
1631	681410100	Sheet And Strip, Simply Cut To Shape Of Agglomerated Mica	23	150
1632	681410900	Other Plates Of Agglomerated Mica	50	472
1633	681490900	Other Articles Of Mica	5.283	13.943
1634	681510200	Bricks, Paving Slabs, Flooring Tiles and Oth. Similar Constructional Goo	281.384	134.654
1635	681510900	Other Non Electrical Articles Of Graphite	109.023	84.275
1636	681520000	Articles Of Peat	81.451	77.144
1637	681599000	Other Articles Of Other Mineral Substances	986.415	1.108.345
1638	690100000	Bricks, Blocks, Tiles And Oth. Ceramic Goods Of Siliceous Fossil Meals	1.084	1.715
1639	690210000	Refractory Bricks, Blocks, Tiles Containing By Mg, Ca, Cr > 50 %	10.924.742	758.266
1640	690220000	Refractory Bricks, Blocks, Tiles Containing By Al <sub>2</sub> O <sub>3</sub> , Si O <sub>2</sub> > 50%	14.782	57.721
1641	690290000	Other Refractory Bricks, Blocks, Tile	17.827	24.336
1642	690310000	Refractory Ceramic Goods Containing by Weight Graphite > 50%	13	48
1643	690390000	Other Refractory Ceramic Goods	1.141	9.690
1644	690410000	Building Bricks	13.046	2.763
1645	690490000	Other Ceramic Flooring Blocks	318.776	146.869
1646	690510000	Roofing Tiles	53.412	16.112
1647	690590000	Other Chimney Pots, Cows Etc	87.048	83.829
1648	690710000	Unglazed Tile, Cube & Sim. Articles, In Asquare The Side Of Which Lte.	423.389	207.928
1649	690790000	Oth Unglazed Tile, Cube And Similar articles, Whether Or Not Rectangular	2.757.546	520.202
1650	690810000	Glazed Tile, Cube & Sim. Articles, In Asquare The Side Of Which Lte.	24.644.886	10.110.796

No.	HS	Jenis Barang	Volume (Kg)	Nilai (US\$)
1651	690890000	Oth Glazed Tile, Cube And Similar Articles, Whether Or Not Rectangular	35.501.658	7.142.707
1652	690911000	Ceramic Ware For Laboratory Chemicals Of Porcelain Or China	30.813	46.111
1653	690919000	Other Ceramic Ware For Laboratory Chemical	48.433	77.019
1654	690990000	Other Of Ceramic Wares For Laboratory Chemical Or Other Technical Uses	223.948	438.432
1655	691010000	Ceramic Sink, Wash Basin Of Porcelain Of China	6.636	11.884
1656	691090000	Other Ceramic Sinks, Wash Basins	885.766	210.978
1657	691110000	Table Ware And Kitchen Ware Of Porcelain Of China	27.827	80.596
1658	691190000	Other Household Article & Toilet Article Of Porcelain Of China	339.507	1.049.149
1659	691200000	Ceramic Table Ware, Kitchen Ware, Etc Other Than Of Porcelain Of China	899.020	1.391.022
1660	691310100	Statuettes And Other Ornaments Of Porcelain Of China	384.899	594.192
1661	691390000	Statuettes And Other Ornamental Ceramic Article Other Than Of Porcelain	3.100.770	4.485.868
1662	691410000	Other Ceramic Articles Of Porcelain Of China	39.781	43.523
1663	691490000	Other Ceramic Articles	1.094.100	1.410.127
1664	700100000	Cullet And Other Waste And Scrap Of Glass	409	102
1665	700210000	Glass In Balls	18	41
1666	700220000	Glass In Rods	1.242	3.214
1667	700231990	Other Tubes Glass	335.591	217.791
1668	700232990	Oth. Glass Of 0 C Lt. Temperature Lt. 300 C	4	30
1669	700239990	Other Glass In Ball'S	9	196
1670	700312000	Cast Glass & Rolled Glass Coloured Throughout The Mass, Non-Wired Sheet	554	423
1671	700319000	Oth. Cast Glass And Rolled Glass, Non-Wired Sheets	273	244
1672	700330000	Profiles Cast Glass	4.533	3.419
1673	700490000	Drawn Glass & Blown Glass, In Sheet Other Than Colour Throughout The Mass	73.160	37.226
1674	700510100	Float Glass Non-Wired Glass Cut To Shape	8.343.387	2.453.719
1675	700521900	Oth. Float Glass Other Non-Wired Glass Colour Throughout The Mass Rectangular	102.414.420	48.540.491
1676	700600000	Glass Of Heading No. 70.03, 70.04 Or 70.05, Bent, Edges Worked, An Grinded	124.468	202.788
1677	700711000	Toughened (Tempered) Safety Glass Of Size & Shape Suit. For Vehicles	85.481	121.591
1678	700719000	Other Safety Glass	1.720	2.841
1679	700721000	Laminated Safety Glass Of Size And Shape Suit. For Incorporation In Vehicles	114.808	177.619
1680	700800000	Multiple-Walled Insulating Units Of Glass	256	327
1681	700910000	Rear-View Mirrors For Vehicles	4.216	6.329
1682	700991000	Unframed Glass Mirrors	93.368	158.221
1683	700992000	Framed Glass Mirrors	1.000.440	2.434.951
1684	701020000	Stoppers, Lids And Other Closures Of Glass	556.490	526.743
1685	701091900	Carboys, Demi Johns & Oth. Container with 1 L. Lt. A Capacity Lt. 20 L	25	17
1686	701092000	Carboys, Demi Johns & Oth. Container with 0.33 L. Lt. A Capacity Lt. 1	29.139.802	9.237.397
1687	701110100	Glass Envelopes For Electric Lamps	15.258.641	6.623.627
1688	701110900	Other Glass Envelopes	6.511.373	3.953.822
1689	701190000	Glass Envelopes For Others	9.676	9.677
1690	701310120	Not Coloured Drinking Glasses Of Glass Ceramics	1.205.155	678.806
1691	701321000	Drinking Glasses Of Lead Crystal	6.753	13.187
1692	701329000	Other Drinking Glass Other Than Of Ceramics	150.114	174.940
1693	701331000	Other Glassware Of A Kind Used For Table Of Lead Crystal	889	2.472
1694	701332000	Oth Glassware Of A Kind Use For Table Of Glass Have L.C. Lt. 5X10 -6/Kel	75.711	43.906
1695	701339000	Other Of Glassware Of A Kind Used For Table	31.582.312	16.244.193
1696	701399000	Other Glassware	893.155	1.537.709
1697	701400990	Other Signalling Glass Ware & Optical Elements Of Glass	110	158
1698	701610000	Glass Cubes & Other Glass Smallwares	2.256	11.531
1699	701690000	Paving Block, Slab, Brick, Squares, & Oth Article Of Pressed/Moulded Glass	65.341	47.562
1700	701790000	Other Lab. Hyg. Or Pharmaceutical Glassware	37	1.646
1701	701810900	Other Glass Beads, Imitation Pearls	40.434	113.533
1702	701890000	Glass Eyes, Statuettes & Oth Ornament of Lamp-Worked Glass	37.531	79.622
1703	701919000	Slivers, Yarn And Other Chopped Strands	1.486	2.179
1704	701939000	Other Non Woven Products Of Glass Fibres	634	3.260
1705	701959000	Other Woven Fabrics Of Glass Fibres	111	237
1706	701990000	Other Articles Of Glass Fibres There Of	8.156	10.564
1707	702000000	Other Articles Of Glass	808.629	1.045.550
1708	710110000	Natural Pearls	50	41.460
1709	710610000	Silver In Powder Form Semi-Manufact. Forms Or In Powder	90	23.128

No.	HS	Jenis Barang	Volume (Kg)	Nilai (US\$)
1710	710691000	Unwrought Silver	643	10.601
1711	710700000	Base Metals Clad With Silver, Not further Worked Than Semi Manufactu	2.116	6.921
1712	710812900	Other Non Monetary Gold	50	471.482
1713	710813000	Other Semi-Manufactured Forms Gold	10	72.888
1714	711011900	Other Unwrought Platinum	3	70
1715	711019000	Other Platinum	11	80
1716	711220000	Waste And Scrap Of Platinum	11.335	300.000
1717	711290000	Other Waste And Scrap Of Precious Metal	12.461	19.754
1718	711311000	Articles Of Jewellery Of Silver	29.555	6.478.215
1719	711319000	Articles Of Jewellery Of Other Precious Metal	4.769	24.124.543
1720	711411000	Articles Of Silversmiths' Wares Andparts, Whether Or Not Plated/Clad	48.397	104.287
1721	711420000	Articles Of Base Metal, Clad With Precious Metal	33	222
1722	711590900	Other Articles Of Precious Metal	6.160	10.152
1723	711610000	Articles Of Natural Or Cultured Pearls	17.200	120.400
1724	711620000	Articles Of Precious/Semi-Precious Stones	862	2.988
1725	711711000	Cuff-Links And Studs	96.952	144.469
1726	711719900	Other Imitation Jewellery Of Base Metal	51.628	112.233
1727	711790100	Imitation Jewellery Of Plastics	122.457	483.522
1728	711790300	Imitation Jewellery Of Plastering Material	732	2.278
1729	711790400	Imitation Jewellery Of Ceramic	1.625	36.262
1730	711790500	Imitation Jewellery Of Glass	11.651	41.291
1731	711790600	Imitation Jewellery Of Tortoise- Shell ,Mother Of Pearl ,Ivory ,Etc	175.561	426.967
1732	711790900	Other Imitation Jewellery	447.338	1.120.957
1733	711810000	Coin (Other Than Gold Coin) , Not Being Legal Tender	586	1.248
1734	711890000	Gold Coin & Other Coin Being Legal Tender	5	15
1735	720110000	Non-Alloy Pig Iron Containing Lte. 0.5 % Phosphorus	42.081	179.564
1736	720211000	Ferro-Manganese, Alloys Containing By Weight > 2 % Of Carbon	28	27
1737	720219000	Other Ferro-Manganese ,Alloys	225	432
1738	720229000	Other Ferro-Silicon ,Alloys	76	217
1739	720299000	Other Ferro-Alloys Silicon And Ferro Cromium	290.591	422.072
1740	720310000	Ferrous Products Obtained By Directreduction Of Iron Ore	3.440	4.723
1741	720390000	Other Spongy Ferrous Products	417.188	276.209
1742	720421000	Waste And Scrap Of Alloy Stainless Steel	7.856.943	7.429.775
1743	720449000	Other Waste And Scrap	235.042	37.212
1744	720690000	Other Iron And Non-Alloy Steel In Other Primary Forms	291	251
1745	720711100	Slabs Of Rectangular Of Iron Or Non-Alloy Steel Carbon Lt. 0,25 %	10.246.330	3.563.588
1746	720712100	Rectangular Billets ,Carbon Lt. 0,25%	283	512
1747	720719000	Other Semi Finished Product Of Ironon Non-Alloy Steel ,Carbon Lt.0,25	848.240	576.839
1748	720810000	Flat Roll. Prod. Of Iron In Coils Not Further Worked Than Hot Rolled	173	565
1749	720890000	Oth. Of Flat Rolled Prod.Of Iron Ornon-Alloy Steel That Width >=600 Mm	94.286.650	56.757.593
1750	720917900	Flat Rolled Prod. Of Iron In Coils,0,5Mm Lte.Thick Lt.1Mm,Weight Lt.0.	30.129	36.660
1751	721011900	Flat Roll.Prod.Of Iron Which Platedwith Tin,T.>=0,5Mm,Weight Lt.0,6%Ca	4.963.446	1.201.060
1752	721070000	Flat Roll.Prod.Of Iron Which Paint,Varnished/Coated With Plastics	335.647	302.353
1753	721090000	Oth.Of Flat Roll.Prod.Of Iron Whichpaint.,Varnished/Coated With Plast.	12.163	13.682
1754	721220000	Flat Rolled Product Of Iron Or Non-Alloy,Elect.Plat.Or Coat. With Zinc	10	16
1755	721260190	Other Sheets And Plates, Clad	1.114	202
1756	721310900	Other Flat-Rolled Prod.,Containing Indentation ,Ribs ,Grooves	1.779	1.798
1757	721391110	Oth Bar & Rocks,Hot,Rolld,Dia Lt.14Mm Containing By Weight 0.77% Or Mo	160.718.935	59.138.736
1758	721399990	Other Bars And Rods > 14 Mm Not Of Free-Cutting Steel	951	429
1759	721491100	Other Concrete Steel Of Rectangularcrosssection	373.372	130.029
1760	721491900	Other Of Rectangular Crossect. Not Concrete, Shaft And Manganese Steel	1.097.760	759.767
1761	721550000	Other Not Further Worked Than Cold-Formed Or Cold-Finished	43.298	18.110
1762	721621000	L Sections Of Iron ,Height Lt. 80 Mm	78.177	21.070
1763	721631000	U Sections Of Iron ,Height > 80 Mm	6	51
1764	721699000	Other Angels, Shapes And Section Ofiron Or Not-Alloy Steel	4.615	684
1765	721710190	Other Wire Of Iron/Non-Alloy Steel Containing By Weight Carbon Lte.0.2	2.043.641	1.047.320
1766	721720350	Beadwire Plated Or Coated With Zincby Weight Of Carbon > 0.60%	17.041	1.772
1767	721730300	Wire Plated Or Coated With Base- Metals By Carbon > 0.60%	10	66
1768	721790190	Other Wire Plated/Coated With Base Metal By Carb>0.25%Not Sp/Steel Pvc	55.000	46.672

No.	HS	Jenis Barang	Volume (Kg)	Nilai (US\$)
1769	721899000	Other Ingots And Other Primary Formnot Of Rectangular Crossection	243	600
1770	721914000	Flat-Rolled Products ,Width > 600Mmin Coils Of Thickness Lt. 3Mm	202.390	214.728
1771	721922000	Flat-Rolled Products ,Width > 600Mmnot In Coil 4,75Mm= Lt.Thickness Lt	144	534
1772	721924000	Flat-Rolled Products ,Width > 600Mmnot In Coils Of Thickness Lt. 3Mm	42.403	40.811
1773	721932000	Flat-Rolled Products ,Width > 600Mmcold Reduced 3Mm Lt. Thickness Lt.	4.597	12.938
1774	721933000	Flat-Rolled Products ,Width > 600Mmcold Reduced 1Mm Lt. Thickness Lt	20.545.133	31.008.698
1775	721934000	Flat-Rolled Products ,Width > 600Mmcold Reduced 0,5Mm Lt. Thickness L	9.560.336	12.096.368
1776	721935000	Flat-Rolled Products ,Width > 600Mmcold Reduced Of Thickness Lt. 0,5M	31.293	61.197
1777	721990000	Oth. Flat-Roll Product,Width >600Mm	7.000	10.114
1778	722012100	Sheets And Plates Of Thickness Lt. 4,75 Mm ,Width Lt. 600 Mm	1.955.180	1.700.737
1779	722012900	Oth. Flat-Roll Product,Width Lt.600Mmthickness Lt. 4,75 Mm	110	195
1780	722090900	Oth. Flat-Roll Product,Width Lt.600Mm	27	900
1781	722300000	Wire Of Stainless Steel	353.079	1.207.595
1782	722490000	Other Alloy Steel In Ingots	3.954	31.277
1783	722519000	Other Flat Rolled Prod >600Mm Not Grain Oriented Silicon-Elec.Steel	8.996	12.896
1784	722691000	Flat-Rolled Products Not Further Worked Than Hot-Rolled,Width Lt. 60	75	900
1785	722810000	Bars And Rods, Of High Speed Steel	7	425
1786	722830000	Oth.Bar And Rod,Not Further Worked Than Hot-Rolled,Hot-Drawn/Extruded	281.579	225.162
1787	722860000	Other Bars And Rods	78.730	39.148
1788	722990000	Other Wire Of Alloy Steel	7.550	7.160
1789	730110000	Sheet Piling Of Iron Or Steel	41.878	69.192
1790	730120000	Angles, Shapes And Sections Of Ironor Steel	3.935	412
1791	730210000	Rails	44	31
1792	730290000	Other Railways Track Construction Material	29	38
1793	730300120	Pipes And Tubes With 10Cm Lt. Diameter Lt. 25 Cm	40.000	21.200
1794	730300130	Pipes And Tubes With Diameter >25Cm	64.064	35.451
1795	730300900	Other Tubes,Pipes & Hollow Profilesof Cast Iron	23.024	14.100
1796	730421000	Drill Pipe Of A Kind Used In Drilling For Oil Or Gas	109.180	54.590
1797	730429000	Other Of Drill Pipe For A Kind Usedin Drilling For Oil Or Gas	43.776	31.630
1798	730439000	Oth.Tubes,Pipe Of Iron Or Non-Alloy	522	7.000
1799	730441000	Oth.Tubes,Pipes Of Stainless Steel Cold-Drawn Or Cold-Rolled	77	1.140
1800	730449000	Oth.Tubes,Pipes Of Stainless Steel	27.766	1.938
1801	730490000	Oth.Tubes,Pipes And Hollow Profilesseamless Of Iron Or Steel	17	112
1802	730630100	Other Tubes, Welded Diameter Lt. 12.5 Mm Of Iron Or Non Alloy Steel	139.424	174.829
1803	730630200	Other Tubes, Welded, 12.5 Mm Lt. Dia- Meter Lt. 37.5 Mm Of Iron Or N	7.420.598	5.579.195
1804	730640900	Other Tubes, Welded Diameter > 37.5 Mm Of Stainless Steel	843.517	3.103.289
1805	730690900	Other Tubes, Welded Diameter > 12.5 Mm Of Other Iron Steel	5.591	4.409
1806	730719000	Other Cast Fittings	9.047	17.548
1807	730721000	Flanges Of Stainless Steel	486.473	914.507
1808	730722000	Threaded Elbows, Bends And Sleeves Of Stainless Steel	35	25
1809	730723000	Butt Welding Fittings Of Stainless Steel	1.100	299
1810	730729000	Other Tubes Or Pipe Fittings Of Stainless Steel	1.039	4.682
1811	730791000	Tube Or Pipe Fittings For Flanges	773.649	1.502.043
1812	730792000	Tube Or Pipe Fittings For Treaded Elbows, Bends And Sleeves	1.621.263	3.149.577
1813	730799000	Other Tubes Or Pipe Fittings	2.475	5.428
1814	730810000	Bridges And Bridge-Sections	714.798	345.718
1815	730820000	Towers And Lattice Masts	1.522	3.750
1816	730830000	Doors, Windows And Their Frames Andthresholds For Doors	109.691	168.910
1817	730840000	Props And Similar Equipment For Scaffolding,Shuttering Or Pit-Proppin	27.380	1.131
1818	730890900	Other Structure Of Iron Or Steel	315.422	633.731
1819	730900000	Reservoir, Tank,Vat And Similar Con-Tainers For Material,Capacity>300L	769.400	525.254
1820	731010100	Containers For Transporting Latex Of A Capacity >= 50 L	791	1.572
1821	731010990	Other Circular Cross. Of Iron/Non- Alloy Steel With Capacity > 50 L	1.862	9.937
1822	731029900	Oth. Circular Crossect. Of Iron Or Non-Alloy Steel With Capacity Lte.5	164	425
1823	731100000	Containers For Compressed/Liquefiedgas ,Of Iron Or Steel	194.587	161.712
1824	731210190	Stranded Wire, 3 Mm Lt. Diamater Lt. 64 64 Mm	161.689	145.779
1825	731290000	Other Plaited Bands ,Sling Of Iron Or Steel	4.069	1.432
1826	731300000	Barbed Wire Of Iron Or Steel; Twisted Hoop Or Single Flat Wire.	2.744	1.008
1827	731413000	Other Woven Cloth Of Endless Bands For Machinery	10.246	5.781

No.	HS	Jenis Barang	Volume (Kg)	Nilai (US\$)
1828	731419000	Other Cloth, Grill, Netting, And Fencing Of Iron Or Steel Wire	63.473	33.479
1829	731420000	Grill,Netting And Fencing,Welded Atintersec.Of Wire With Dimension>3M	13.273	47.409
1830	731439000	Other Cloth, Grill, Netting,Fencingnot Plated Or Coated With Zinc	13.929	2.757
1831	731511100	Chain Used For Cycle	3	20
1832	731511900	Other Roller Chain	519	26.079
1833	731512000	Other Articulated Link Chain	105	1.358
1834	731582000	Other, Welded Link	19	31
1835	731700100	Dog Spikes For Rail Sleepers	110.076	18.744
1836	731700600	Wire Nail And Staples	124.420	79.005
1837	731700900	Other Nails	131.869	72.355
1838	731811000	Coach Screws	2.101	2.081
1839	731812000	Other Wood Screws	4.279	4.605
1840	731813000	Screw Hooks And Screw Rings	102	2.022
1841	731815100	Screws For Metal With Or Without Nut	1.575	2.267
1842	731815200	Bolts For Metal With Or Without Nut	6.637.884	4.907.109
1843	731815900	Other Screwsand Bolts	356	703
1844	731816000	Nuts	2.770.433	2.177.901
1845	731819000	Other Thread Articles	324	1.385
1846	731821000	Spring Washers And Other Lock Washers	4	54
1847	731822000	Other Washers	451	4.573
1848	731823000	Rivets	44	183
1849	731824000	Cotters And Cotter-Pins	36	749
1850	731829000	Other Non Thread Articles	4.074	12.844
1851	731990000	Other Of Sewing, Knitting Needles, Bodkins, Crochet Hooks Etc	353	1.730
1852	732010100	Leaf Spring	11.650.466	11.440.285
1853	732020900	Other Helical Springs	11.101	32.290
1854	732090000	Other Of Helical Springs Not Coupling Spring	300	839
1855	732111000	Cooking Appliances & Plated Warmer For Gas, Both Gas And Other Fuels	60.680	69.471
1856	732112000	Cooking Appliances And Plate Warmer For Liquis Fuel	988.737	1.754.747
1857	732190000	Parts Of Stoves, Ranges, Grates, Cookers,Barbeques,Braziers,Gas Ring	925.826	752.297
1858	732211000	Radiators Of Cast Iron	36	144
1859	732290000	Other Parts Of Radiators	1.152	27.183
1860	732310000	Iron Or Steel Wool;Pot Scourers Andpolishing Pads,Gloves And The Like	136.370	199.912
1861	732391000	Household Articles Of Cast Iron Not Enamelled	373.002	630.856
1862	732392000	Household Articles Of Cast Iron Enamelled	1.268.165	5.530.691
1863	732393000	Household Articles Of Stainless Steel	2.542.792	11.989.358
1864	732394000	Household Articles Of Iron (Other Than Cast Iron) Or Steel ,Enamelle	2.291.771	5.738.464
1865	732399000	Other Household Articles Of Iron Or Steel	1.584.903	6.255.864
1866	732410000	Sinks And Wash Basins, Of Stainless	1.611	366
1867	732429000	Baths Of Other Iron Or Steel	50.144	90.524
1868	732490900	Other Sanitary Ware	63.825	311.315
1869	732510000	Oth.Cast Articles Of Non-Malleable Cast Iron	286.087	1.062.662
1870	732599000	Other Cast Articles Of Iron/Steel Of Melleable Cast Iron	97	165
1871	732619000	Other Articles Of Iron Or Steel ,Forged Or Stamped	151.592	314.455
1872	732620000	Articles Of Iron Or Steel Wire	3.772	21.938
1873	732690000	Other Articles Of Iron Or Steel	1.843.485	3.184.146
1874	740110000	Copper Mattes	37	150
1875	740311000	Cathodes And Sections Of Cathodes	136.329.748	496.136.379
1876	740319000	Other Refined Copper	143.713.170	169.698.284
1877	740321000	Copper-Zinc Base Alloys (Brass)	5.857	10.509
1878	740322000	Copper-Tin Base Alloys (Bronze)	417.279	689.349
1879	740323000	Copper-Nickel Base Alloys Or Copper-Nickel-Zinc Base Alloy	349.333	1.596.123
1880	740400000	Copper Waste And Scrap	10.563.017	23.160.586
1881	740620000	Powders Of Lamellar Structure; Flakes Of Copper	257.923	74.698
1882	740710190	Oth.Bars And Rods Of Refined Copper	46.790	7.206
1883	740710900	Other Copper Profiles	244.663	758.627
1884	740721000	Copper Bars, Rods And Profiles Of Copper-Zinc Base Alloys (Brass)	770.831	1.087.502
1885	740729000	Other Copper Bars, Rods & Profiles Of Copper Alloys	3.861	6.867
1886	740821000	Of Copper-Zinc Base Alloys (Brass) Wire	7.296	32.157

No.	HS	Jenis Barang	Volume (Kg)	Nilai (US\$)
1887	740911000	Copper Plates ,Sheets And Strip ,Ofrefined Copper In Coils	383	420
1888	740919000	Oth.Copper Plates ,Sheets And Stripof Refined Copper	6.534	8.218
1889	740921000	Copper Plates ,Sheets And Strip ,Ofcopper-Zinc Base Alloys In Coils	21.848	46.069
1890	740929000	Oth.Copper Plates ,Sheets And Stripof Copper-Zinc Base Alloys	107.101	259.907
1891	740931000	Copper Plates ,Sheets And Strip ,Ofcopper-Tin Base Alloys In Coils	698.929	1.744.463
1892	740939000	Oth.Copper Plates ,Sheets And Stripof Copper-Tin Base Alloys	139.810	217.069
1893	740940000	Copper Plates ,Sheets And Strip ,Ofcupro-Nickel Or Nickel-Silver	152.018	21.358
1894	740990000	Copper Plates ,Sheets And Strip ,Ofother Copper Alloys	2	4
1895	741110000	Copper Tubes And Pipes Of Refined Copper	22	650
1896	741129000	Other Copper Tubes And Pipes	31	422
1897	741220000	Copper Tube Or Pipe Fittings Of Copper Alloys	506	1.539
1898	741300000	Stranded Wire,Cable,Plait Band &Thelike Of Copper Not Elect.Insulated	26.529	52.739
1899	741420900	Oth Cloth Ofcopperwire Not For Suitable For Mosquito Net & Windows Scr	93	208
1900	741490000	Oth Grill & Netting Of Copper Wire Not Cloth (Including Endless Bands)	3.094	8.568
1901	741510000	Nails & Tacks,Drawing Pins,Staples And Similar Articles	274.816	336.910
1902	741529000	Other Articles, Not Threaded	1.196	1.228
1903	741532000	Other Screws, Bolts And Nuts	25.536	42.258
1904	741539000	Other Threaded Articles	108	67
1905	741700000	Cooking Or Heating Apparatus Of Copper ,Non-Electric	5.154	11.529
1906	741811000	Pot Scourers And Scouring/Polishingpads, Gloves And The Like	41.240	185.512
1907	741819000	Other Sanitary Ware Of Copper Not Pot Scourers Etc	22.138	55.315
1908	741910000	Chain And Parts Thereof Of Copper	11.822	38.946
1909	741991900	Other Household ,Cast Of Copper	371.736	345.205
1910	741999110	Non Cast Reservoir,Tanks, & Similar Containers,Capacity Of Lt. 300 Lit	432	937
1911	741999900	Other Household Articles Of Non Cast Copper	273.903	2.457.550
1912	750620000	Nickel Plates, Sheets, Strip And Foil Of Nickel Alloys	85	606
1913	760110000	Unwrought Aluminium, Not Alloyed	1.920	6.665
1914	760120000	Unwrought Aluminium, Alloyed	480.117	894.912
1915	760200000	Aluminium Waste And Scrap	1.014.815	1.230.689
1916	760410900	Other Aluminium Bar Other Size, Not Alloyed	156.829	222.499
1917	760421000	Hollow Profiles Of Aluminium Alloys	3.180	9.121
1918	760429110	Aluminium Alloys Bars-Extruded, Notsurface-Treated	3.230.157	11.467.190
1919	760429910	Aluminium Alloys Bars, Extruded	265.888	719.937
1920	760611119	Oth.Venetian Blind Slat,Of Aluminiumnot Alloyed > 1000 Mm In Width	27.706.608	69.518.751
1921	760611900	Other Aluminium Plates Not Alloyed	1.753	6.608
1922	760612119	Venetian Blind Slat, Of Aluminium Alloyed > 1000 Mm In Width	1.040	630
1923	760612191	Alluminium Sheet / Coil Alloy 19 Temper, Not Surface-Treated	57.006	199.265
1924	760692900	Other Aluminium Plates Alloyed	4	63
1925	760711900	Other Aluminium Foil Not Backed Rolled But Not Further Worked	2.010.516	5.739.273
1926	760719200	Oth Aluminium Foil Rolled Surface- Treated, Of A Purity >= 99.98%	187	640
1927	760720220	Printed Or Backed Aluminium Foil With Plastic Material	53.906	196.616
1928	760810000	Aluminium Tubes & Pipes Not Alloyed	9	14
1929	760820000	Aluminium Tubes & Pipes Alloyed	2.759.670	13.796.818
1930	760900000	Aluminium Tube Or Pipe Fittings	6.401	52.092
1931	761010000	Doors, Windows And Their Frames Andthresholds For Doors Of Aluminium	11.143	6.986
1932	761090000	Oth. Aluminium Plates,Rods,Profilesprepared For Use In Structure	44.625	18.978
1933	761100000	Aluminium Reservoirs,Tanks,Vats Andsimilar Containers	168	1.120
1934	761210000	Aluminium Collapsible Tubular Containers	23.698	109.883
1935	761290000	Other Aluminium Casks ,Drums ,Cans Boxes And Similar Containers	67.124	296.885
1936	761300000	Aluminium Containers For Compressedor Liquefied Gas	17.616	48.000
1937	761410000	Stranded Wire,Cable,Plaited Band Of Aluminium With Steel Core	74.066	256.814
1938	761511000	Pot Scourers And Scouring Or Poli- Shing Pads, Gloves And The Like	234	273
1939	761519100	Oth Table, Kitchen Not Pot Scourersand Scouring Pads And The Like	4.026.139	28.969.447
1940	761520000	Sanitary Ware And Parts Thereof Of Aluminium	31.716	130.466
1941	761610000	Nails, Tacks, Staples And Similararticles Of Aluminium	15.305	39.259
1942	761699900	Other Aluminium Articles, Etc Not Venetian Blind	28.941	41.512
1943	780110000	Unwrought Refined Lead	24.990	25.090
1944	780199000	Other Refined Lead Not Containing Antimony	102.296	145.875
1945	780500000	Lead Tubes, Pipes And Tube Or Pipe Fittings	75	200

No.	HS	Jenis Barang	Volume (Kg)	Nilai (US\$)
1946	790111000	Unwrought Zinc Not Alloyed Contain-Ing 99.99% Or More Of Zinc	42.700	60.364
1947	790120000	Zinc Alloys	7.736	2.430
1948	790200000	Unwrought Zinc Alloys Waste & Scrap	43.452	84.893
1949	790400290	Zinc Bars And Rods Other Treated	87.662	35.044
1950	790700100	Gutters,Roof Capping, Framers & Othfabricated Components Of Zinc	7.515	2.107
1951	790700940	Other Domestic Articles And Parts Thereof Of Zinc	60.239	60.160
1952	790700990	Other Artices Of Zinc	51.523	81.538
1953	800120000	Unwrought Tin, Alloyed	3.842.748	27.500.485
1954	800300100	Tin Wire	47	739
1955	800400100	Tin Plates,Sheets,Strip Exceeding 0,2 Mm Not Surface Treated	1.408	777
1956	800700900	Other Articles Of Tin	157.395	424.643
1957	810193000	Wire Of Tungsten	15	12.198
1958	810291000	Unwrought Molybdenum,Including Barsrods Obt.D By Sintering;Waste/Scrap	30.000	93.600
1959	810420000	Waste And Scrap Of Magnesium	15.720	15.188
1960	810810000	Unwrought Titanium; Waste And Scrap	6.100	12.200
1961	810890000	Other Titanium And Articles Thereof	1.436	97.600
1962	820110000	Spades And Shovels	3.486	1.095
1963	820120000	Forks	762	654
1964	820130000	Mattocks, Picks, Hoes And Rakes	4	35
1965	820140900	Other Than Axes , Bill Hooks And Similar Hewing Tools	7.109	3.538
1966	820190000	Other Hand Tools Of A Kind Used In Agri/Horticulture And Forestry	72.372	53.037
1967	820210000	Hand Saws	7.700	5.060
1968	820299000	Other Saw Blades	7.159	9.936
1969	820310100	Files	473.766	2.325.408
1970	820411000	Non Adjustable Hand-Operated Spann-Ers And Wrenches	224	881
1971	820412000	Adjustable Hand-Operated Spanners And Wrenches	48	205
1972	820420000	Interchangeable Spanner Sockets ,With Or Handles	12	183
1973	820510000	Drilling, Threading Or Tapping Tool	16	243
1974	820520000	Hammers And Sledge Hammers	25	61
1975	820530000	Planes, Chisels, Gouges And Similarcutting Tools For Working Wood	11.721	3.449
1976	820540000	Screwdrivers.	159	75
1977	820551900	Other Household Hand Tools	1.881	551
1978	820559900	Other Hand Tools	2.103	3.213
1979	820590000	Sets Of Articles Of Two Or More Of The Foregoing Subheadings	322	3.353
1980	820600000	Tools Of The Heading Nos.82.02 To 82.05,Put Up In Set For Retail Sal	5.383	5.203
1981	820719000	Other Rock Drilling Or Earth Boringtools, Including Parts	2.302	6.253
1982	820730000	Tools For Pressing , Stamping Or Punching	1.084	118.358
1983	820750000	Tools For Drilling, Other Than For Rock Drilling	37.389	674.258
1984	820770000	Tools For Milling	250	1.086
1985	820790000	Other Interchangeable Tools	1.750	4.672
1986	820820000	Knives And Cutting Blades For Wood Working	8.923	7.832
1987	820830000	Knives & Cutting Blades For Kitchenappliances / Food Industry Machine	20.007	37.786
1988	820890000	Other Knives And Cutting Blades Notfor Metal/Wood Working	3.492	39.065
1989	821110000	Sets Of Assorted Articles Of Kniveswith Cutting Blades	126	12
1990	821192110	With Handle Of Base Metal	59	313
1991	821192990	Other Knives Having Fixed Blades	85	110
1992	821193990	Knives Not For Agricult.With Handleother Than Base Metal	1.698	2.909
1993	821300000	Scissors, Tailors' Shears & Similarshears , Blades Therefor	7.775	1.152
1994	821510000	Set Of Kitchen Or Table Ware,Platedwith Precious Metal	228	2.375
1995	821520000	Other Sets Of Kitchen Or Table Ware	898.270	4.718.734
1996	821599000	Other Spoons, Forks, Ladles Etc Notplated With Precious Metal	8.401	45.038
1997	830110000	Padlocks	74	23
1998	830120000	Locks Of A Kind Used For Motor Vehicles	359	2.084
1999	830130900	Other Lock Used For Furniture	3.840	2.249
2000	830140000	Other Locks	9.261	38.846
2001	830150000	Clasps And Frames With Clasps , Incorporating Locks	10	60
2002	830160000	Parts Of Other Locks	474	273
2003	830210000	Hinges	50.628	97.760
2004	830220000	Castors	419	690

No.	HS	Jenis Barang	Volume (Kg)	Nilai (US\$)
2005	830230000	Other Mountings, Fittings & Similararticle Suitable For Motor Vehicle	307	136
2006	830241300	Hasps For Buildings	71	48
2007	830241900	Oth. Mountings,Fittings And Similararticles For Buildings	1.065	2.091
2008	830242000	Oth. Mountings,Fittings And Similararticles Suitable For Furniture	1.846.065	5.937.353
2009	830249000	Oth. Mountings,Fittings And Similararticles	75.492	123.362
2010	830250000	Hat-Racks, Hat-Pegs, Brackets And Similar Fixture	7.049	12.732
2011	830300000	Armoured/Reinforced Safes, Strong Boxes,Doors & Safe Deposit Lockers	4.176	2.034
2012	830400000	Filing Cabinets, Card-Index Cabinetpaper/Pen Trays, Paper Rests Etc	49.731	122.613
2013	830520000	Staples In Strips	247	202
2014	830590000	Oth Fitting For Loose-Leaf Binders Or Files,Letter Clips Etc Inc Parts	31.684	27.415
2015	830610000	Bells, Gongs And The Like	270.889	517.792
2016	830621000	Statuettes And Oth.Ornaments Platedwith Precious Metal	9.606	88.693
2017	830629000	Other,Statuettes And Oth.Ornaments	2.008.649	3.953.379
2018	830630000	Photograph, Picture Or Similar Frames; Mirrors	15.297	23.455
2019	830710000	Flexible Tubing Of Iron Of Steel	119	186
2020	830790000	Flexible Tubing Of Other Base Metal	349	2.154
2021	830810000	Hooks, Eyes And Eyelets	1.356	4.753
2022	830820000	Tubular Or Bifurcated Riverts	3	5
2023	830890100	Beads And Spangles	29.861	102.807
2024	830890900	Other Kind Used For Clothing,Foot -Wear Etc	106.651	247.469
2025	830910000	Crown Corks	90	19
2026	830990912	Aluminium Easy Open Can Ends	619	7.207
2027	830990919	Other Packing Accessories Of Aluminium	40	170
2028	830990990	Other Packing Accessories	3.627	6.100
2029	831000000	Sign-Plates, Name-Plates, Address -Plates Etc Of Base Metal	540	2.193
2030	831130900	Coated Rods And Cored Wire Of Base Metal For Soldering In Forms	47	739
2031	831190900	Other Wire, Rod, Tubes, Plates For For Other Purpose	1.511	5.509
2032	840211000	Watertube Boilers W/ A Steam Production Exceeding 45 T Per Hour	484.924	2.771.322
2033	840212000	Watertube Boilers W/ A Steam Production Not Exceeding 45 T Per Hour	9.300	23.700
2034	840220000	Super-Heated Water Boilers	64.500	26.954
2035	840290000	Parts Of Steam Or Other Vapour Generating Boilers	4.725.801	14.293.854
2036	840390000	Parts Of Central Heating Boiler	48	318
2037	840490200	Parts Of Auxiliary Plant For Use W/ Boilers Of Heading No. 84.03	530	200
2038	840682100	Other Turbines With Output Lt. 40 Mw In Ckd	900	6.085
2039	840690000	Parts Of Turbines	16.478	2.482.674
2040	840721100	Outboard Motors In Ckd	4.971	3.969
2041	840810990	Other Marine Propulsion Engines	325	500
2042	840890990	Other Compression-Ignition Internal Combustion	6.186	39.822
2043	840910000	Part Suitable For Aircraft Engines	463	4.070
2044	840991900	Spark-Ignition Internal Combustion Piston Of Engines For Aircraft	266.723	504.678
2045	840999000	Other Parts Of Suitable Of Heading 84.07,87.08Not For Aircraft Engines	36.506	66.534
2046	841011000	Hidraulic Turbines And Water Wheels Of A Power Lt. 1000 Kw	7.500	1.000
2047	841012000	Hydraulic Turbines And Water Wheels1000 Kw Lt. Power Lt. 10.000 Kw	743	1.500
2048	841112100	Turbo-Jets Of A Thrust > 25 Kn Aircraft Engines	257	1.350
2049	841181900	Turbo-Propellers Of A Power Lt. 5000 Kn Of Other Engines	10.724	888.369
2050	841199900	Other Parts Of Other Machihnes	32.000	1.600.000
2051	841221000	Linear Acting (Cylinders) Hydraulicpower Engines And Motors	455	1.937
2052	841229000	Other Hydraulic Power Engines And Motors Not Linear Acting	159	419
2053	841280100	Power Units	2.106	2.014
2054	841290900	Other Parts Of Engines And Motors	1.322	2.575
2055	841319000	Other Pump Designed To Be Fitted W/A Measuring Device	2.558	24.595
2056	841320000	Hand Pumps,Other Than Those Of Sub-Heading No.8413.11 Or 8413.19	56.639	137.655
2057	841330000	Fuel Lubricating Or Cooling Medium Pumps For Internal Combustion	947	6.288
2058	841350000	Other Reciprocating Positive Dis- Placement Pumps	5.574	34.003
2059	841360100	Other Rotary Positive Displacement Pumps In Ckd	944	200
2060	841370100	Other Centrifugal Pumps, In Ckd Condition	14.586	251.365
2061	841381000	Other Pumps	20.150	13.286
2062	841382000	Liquid Elevators	9.616	56.306
2063	841391000	Parts Of Pumps	4.260	4.825



No.	HS	Jenis Barang	Volume (Kg)	Nilai (US\$)
2064	841410000	Vacuum Pumps	978	11.348
2065	841420000	Hand Or Foot-Operated Air Pumps	1.023	3.805
2066	841430000	Compressors Of A Kind Used In Re -Frigerating Equipment	37.369	289.895
2067	841451000	Table, Floor, Wall, Window, Ceilingor Roof Fans Output Lt. 125 W	67.423	168.978
2068	841459900	Other Fans For Other Purposes	8.393	82.815
2069	841480210	Compressor For Ac	154.693	1.456.517
2070	841480290	Compressor For Other Purposes	1.625	36.240
2071	841480900	Other Air Or Vacuum Pumps , Gas Compressors Or Fans	52.389	36.005
2072	841490100	Parts Of Pumps Or Compressors	1.790	19.981
2073	841490900	Other Parts Of Pumps , Compressor Or Fans	5.308	5.148
2074	841510000	Air Condition Machine For Window Orwall Types, Self-Contained	13.828	12.706
2075	841520000	Air Conditioning Machines Of A Kindused For Persons,In Motor Vehicles	183.975	851.234
2076	841581000	Incorporating Refrigerator Unit & Valve For Several Of Cool/Heatcycle	1.837	3.247
2077	841582000	Oth, Incorporating A Refrigerating Unit	1.125	14.411
2078	841590900	Other Parts Of Air Conditioning Machines	1.592	22.705
2079	841620000	Other Furnace Burners, Including Combination Burners	110	218
2080	841690000	Parts Of Furnace Burners,Mechanicalstockers	34.688	15.034
2081	841710000	Furnaces And Ovens For The Roastingmelting Of Ores,Pyrites / Of Metal	5.223	2.603
2082	841780000	Oth.Industrial/Laboratory Furnaces And Ovens	30.827	8.550
2083	841790000	Parts Of Industrial / Laboratory Furnaces And Ovens	2.879	3.503
2084	841810000	Combined Refrigerator-Freezer,Fitt-Ed W/ Separate External Doors	6.552	21.014
2085	841821000	Refrigerators ,Houshold Compressiontype	417	290
2086	841822000	Refrigerators ,Houshold Absorbtion-Type, Electrical	647	984
2087	841829000	Other Refrigerators ,Household Type	11.050	7.602
2088	841840000	Freezers Of The Upright Type , Not Exceeding 900 L Capacity	25	178
2089	841850000	Refrigerating / Freezing Display Counter,Cabinet,Show-Cases&The Lik	70	332
2090	841861000	Compressions Type Units Whose Condensers Are Heat Exchangers	1.584	5.557
2091	841869000	Other Refrigerating Or Freezing Equipment	72	58
2092	841899100	Other Refrigator, Freezer And Other Refrigerating Of Freezing	3	18
2093	841899900	Other Refrigerating, Freezing Furniture	1.023.712	7.902.132
2094	841911100	Instaneous Gas Water Heaters Of A Kind Used For Domestic Purpose	18	6.131
2095	841911900	Oth.Instantaneous Gas Water Heaters	315	350
2096	841919900	Other Storage Water Heaters	3.780	15.140
2097	841931000	Dryers For Agricultural Products	140	7.266
2098	841932000	Dryers For Wood, Paper Pulp, Paper Or Paperboard	27.499	79.746
2099	841940000	Distilling Or Rectifying Plant	7.460	14.155
2100	841950000	Heat Exchange Units	99	110
2101	841981000	Machinery For Making Hot Drinks Or For Cooking Or Heating Food	33.410	8.560
2102	841989900	Other Machinery,Plant And Equipment	76.757	318.854
2103	841990000	Other Parts Machinery, Plantand Equipment	27.969	241.164
2104	842010400	Calendering Machine,Ironing Machine& Wringer Suitable For Domestic Us	211.106	836.194
2105	842010900	Calendering Machines For Other Industry	726	301
2106	842091900	Other Parts Of Cylinders	115.184	1.371.085
2107	842099100	Oth.Roll.Machine For Ironing Machin&Wringer Ssuitable For Domestic Us	13.329	69.415
2108	842119000	Other Centrifuges	23.655	50.180
2109	842121000	Machinery For Filtering / Purifyingwater	3.008	12.668
2110	842123000	Filtering/Purifying Machinery For Internal Combution Engines	121.648	231.824
2111	842129000	Other Filtering Or Purifying Water	902	19.420
2112	842131000	Filtering/Purifying Machinery For Internal Combustion Engines	349	52
2113	842139000	Other Filtering Or Purifying Machinery And Apparatus Gases	11.917	114.172
2114	842191900	Other Parts Of Centryfugal Drying Machines	13	21
2115	842199000	Other Parts Of Centryfuges	122.046	386.381
2116	842211000	Dish Washing Machines Of The House-Hold Type	125	305
2117	842219000	Other Dish Washing Machines	8.172	39.537
2118	842220000	Machinery For Cleaning Or Drying Bottles Or Other Containers	7.533	17.545
2119	842230900	Other Machinery For Filling,Closingcontainers	4.208	129.400
2120	842240000	Other Packing Or Wrapping Machinery	82.920	1.696.958
2121	842290000	Parts Of Dish Washing Machines, Cleaning And Drying Bottles Etc	75.590	589.991
2122	842310000	Personal Weighing Machines, Includ.Baby Scales ;Household Scales	714	1.133

No.	HS	Jenis Barang	Volume (Kg)	Nilai (US\$)
2123	842382000	Weighing Machinery 30Kg Lt. Capacity Lt. 5000Kg	11.000	2.600
2124	842410000	Fire Extinguishers, Whether Or Notcharged	1.506	970
2125	842420000	Spray Guns And Similar Appliances	12.691	67.227
2126	842430000	Steam Or Sand Blasting Machines Andsimilar Jet Projecting Machines	429	1.078
2127	842481100	Agricult.Mech. Appl For Projecting Dispers. Liquid/Powder Hand Oprated	213	376
2128	842481900	Other Agricult. Mech. Appl. For Projecting/Dispers Liquid/Powder	179.243	593.160
2129	842490000	Parts Mechanical Appliances	581	1.715
2130	842511000	Pulley Tackle And Hoits For Raisingvehicles Powered By Electric Motor	49.614	281.170
2131	842519000	Other Pulley Tackle And Hoits For Raising Vehicles	422.476	1.510.405
2132	842531000	Other Winches;Capstans With Poweredby Electric Motor	119.047	434.955
2133	842539000	Oth. Winches ;Capstans Not Electricpowered	1.460	4.406
2134	842542000	Other Jacks And Hoists, Hydraulic	66.438	200.122
2135	842611000	Overhead Traveling Cranes On Fixed Support	23.149	47.036
2136	842619200	Gantry And Bridge Cranes	71.820	71.894
2137	842810000	Lifts And Skip Hoists	1.050	1.278
2138	842820000	Pneumatic Elevator And Conveyors	21.477	13.334
2139	842832000	Bucket Type Continuous-Action Elevator	4.048	27.380
2140	842833000	Belt Type Continuous-Action Elevator	1.516	4.820
2141	842839000	Other Continuous-Action Elevator	1.865	14.000
2142	842860000	Teleferics,Chair-Lift,Ski-Draglines;Traction Mechanisms For Furnicula	14.500	360
2143	842890000	Other Machinery Of Lifting,Handlingor Loading	1.300	1.170
2144	842919000	Other Bulldozer And Angledozer	5.000	11.340
2145	842940100	Road Rollers	5.500	10.040
2146	842952900	Other Hydraulic Excavators	14.172	54.000
2147	842959000	Other Self-Propelled Bulldozers, Angledozers, Graders, Levellers	18.500	119.407
2148	843041000	Boring Or Sinking Machinery Self - Propelled	677	482
2149	843049000	Other Boring Or Sinking Machinery	15.837	201.345
2150	843069000	Other Machinery Self-Propelled	17.259	10.721
2151	843110000	Parts Suitable For Use Solely/Prin-Cipally Of Mach.Of Head No.84.25	14.545	148.119
2152	843120200	Parts Of Other Self-Propelled Truck	204	202
2153	843139100	Parts Of Other Loading Machinery , Telfpers And Conveyors	5.000	4.800
2154	843143000	Parts Of Boring / Sinking Machineryof Subheading No.8431.41 Or 8431.4	87.562	195.394
2155	843149100	Buckets ,Shovels ,Grabs And Grips Of Heading No. 84.26	28	742
2156	843149210	Buckets ,Shovels ,Grabs And Grips Of Heading No. 84.29 In Ckd	117.249	2.433.538
2157	843210000	Ploughs	4.735	12.954
2158	843280000	Oth.Mach. For Lawn Or Sports-Groundrollers	15.500	40.000
2159	843311000	Mower Powered,W/ The Cutting Devicerotating In A Horizontal Plane	261	2.667
2160	843319000	Other Mowers For Lawns ,Parks Or Sports Grounds	367	646
2161	843320000	Other Mowers, Including Cutter Barsfor Tractor Mounting	72	3.288
2162	843359000	Other Harvesting Machinery	4	20
2163	843510000	Presses ,Crushers&Similar Machinery	47	1
2164	843590000	Parts Of Presses ,Crushers And Similar Mechinery	64	712
2165	843610000	Machinery For Preparing Animal Feeding Stuffs	35.350	241.570
2166	843680000	Oth. Machinery For Poultry-Keeping Or Bee-Keeping	110	1.000
2167	843699000	Other Parts Of Machinery Agricult.,Horticultural And Forestry	39.885	120.469
2168	843780100	Rice-Hulling Machine,Rice Polishing	5.365	7.590
2169	843780900	Other Machinery Used In Milling Industry For Cleaning,Sorting Seed	7.412	13.838
2170	843790900	Other Parts Of Machinery	316.040	538.182
2171	843810100	Bakery Machinery	25.427	85.059
2172	843810900	Other Machinery For The Manufactureof Macaroni ,Spaghetti	118.970	923.312
2173	843820000	Machinery For The Manufacture Of Confectionery,Cocoa Or Chocolate	10.539	107.390
2174	843860000	Machinery For The Preparation Of Fruits ,Nuts Or Vegetables	1.400	26.054
2175	843880900	Other Machinery Used In The Millingindustry	4.180	11.606
2176	843890000	Parts Mach. For The Industrial Preparation/Manufact. Of Food/Drink	5.772	32.226
2177	843920000	Machinery For Making Paper Or Paperboard	11.070	47.131
2178	843991000	Parts Of Machinery For Making Pulp Of Fibrous Cellulosic Material	29.826	115.296
2179	843999000	Other Parts Of Machinery For Makingpulp Of Fibrous Cellulosic Materia	153.213	753.380
2180	844110900	Other Cutting Machines	1.010	46.245
2181	844130000	Machines For Making Cartons, Boxes,Cases,Tubes,Drums/Similar Containe	11.117	40.800

No.	HS	Jenis Barang	Volume (Kg)	Nilai (US\$)
2182	844180000	Other Machinery For Making Pulp , Paper Or Paperboard	2.500	10.000
2183	844190000	Parts Oth.Mach.For Making Up Paper,Pulp,Paper/Paperboard Incl.Cutting	2.327	32.334
2184	844230000	Other Mach., Apparatus & Equipment For Type-Founding Or Type-Setting	856	700
2185	844240000	Parts Of The Foregoing Machinery , Apparatus Or Equipment	2.888	18.306
2186	844250000	Printing Type, Blocks, Plates, Cylinders & Oth.Printing Components	1.148	11.233
2187	844351000	Ink-Jet Printing Machines	8.480	10.000
2188	844390000	Parts Of Printing Machines	3.726	14.363
2189	844400000	Machines For Extruding, Drawing On Cutting Man-Made Textile Materials	236	15.860
2190	844511000	Carding Machines	111.300	150.327
2191	844520000	Textile Spinning Machines	301.667	788.867
2192	844530000	Textile Doubling /Twisting Machines	95.263	645.528
2193	844540000	Textile Winding (Including Weft - Winding) Or Reeling Machines	129.179	672.268
2194	844590000	Oth.Machines For Use On The Machineof Heading 84.46 Or 84.47	266	49.317
2195	844629000	Other Weaving Machines	20.666	30.436
2196	844839000	Oth.Parts & Accessories Of Machinesof Heading No.84.44	479	8.940
2197	844849000	Other Parts And Accessories Of Weaving Machines	800	4.980
2198	844859000	Other Parts And Accessories Of Machines Of Heading No. 84.47	325	313
2199	844900000	Mach.For The Manufact./Finishing Offelt/Nonwovens In The Piece/Shapes	23.180	670.632
2200	845011900	Other Household Washing Machines Fully-Automatic	13.737	26.444
2201	845019100	Other Household Washing Machines For Clothes-Washing	51	72
2202	845020000	Machines , Each Of A Dry Linen Capacity > 10 Kg	580	5.923
2203	845110000	Dry-Cleaning Machines	4.000	60.000
2204	845121100	Drying Machines Each Of A Dry Linencapacity Lt. 10 Kg For Industrial	24.662	64.070
2205	845129000	Other Drying Machines	1.274	2.832
2206	845140100	Washing Machine,Each Of A Dry Linencapacity > 6 Kg	93	7.754
2207	845150000	Machines For Reeling, Unreeling,Or Pinking Textile Fabrics	5.832	2.000
2208	845180100	Oth.Machinery Suitable For Domesticuse	3.089	4.900
2209	845190000	Parts Of Machinery For Washing , Drying	82.724	169.092
2210	845210000	Sewing Machines Of The Household Type	30.817	49.976
2211	845229000	Other Sewing Machines Not Automaticunits	127	305
2212	845310000	Machinery For Preparing, Tanning Orworking Hides, Skins Or Leather	15.449	23.406
2213	845320000	Machinery For Making Or Repairing Footwear	588	5.300
2214	845390000	Parts Of Machinery For Preparing Skin ,Leather	1.077	1.638
2215	845490000	Parts Of Machines Used In Metalurgi	3.987	8.487
2216	845521000	Hot Or Combination Hot And Cold Rolling Mills	699.966	1.702.422
2217	845530000	Rolls For Rolling Mills	212.090	76.175
2218	845590000	Other Parts Of Rolling Mills	804	413
2219	845819000	Horizontal Lathes Without Numerically Controlled	30.634	125.245
2220	845899000	Other Lathes Without Numerically Controlled	999	449
2221	845929000	Other Drilling Machines Without Numerically Controlled	500	225
2222	845939000	Other Boring-Milling Machines Without Numerically Controlled	12.322	6.550
2223	845940000	Other Boring Machines	2.027	935
2224	845959000	Milling Machines, Knee-Type Withoutnumerically Controlled	1.175	2.487
2225	845969000	Other Boring-Milling Machines	55.362	94.500
2226	846019000	Flat-Surface Grinding Machines Without Numerically Controlled	47.954	36.539
2227	846039000	Sharpening (Tool Or Grinding) Mach.Without Numerically Controlled	17.147	19.500
2228	846040000	Honing Or Lapping Machines	32	57
2229	846090000	Oth.Mach.-Tools For Polishing Or Oth. Whise Finishing Metal/Cermets	213.846	101.187
2230	846120000	Shaping Or Slotting Machines	14.270	6.409
2231	846150000	Sawing Or Cutting-Off Machines	900	1.100
2232	846190000	Other Machine Tools For Planning , Shaping	10.864	3.000
2233	846210000	Forging Or Die-Stamping Machines And Hammers	353.833	108.600
2234	846229000	Other Bending,Folding/Straighteningmachines	103.800	247.750
2235	846239000	Other Shearing Machines	85.621	155.320
2236	846249000	Other Punching Or Notching Machines	5.368	18.680
2237	846291900	Other Hydraulic Presses	37.927	56.928
2238	846299900	Other Machine Tools For Working Metal By Forging	281.282	206.921
2239	846330000	Machines For Working Wire	41.969	27.120
2240	846390000	Other Machine Tools For Working Metal,Without Removing Material	1.999	898
2241	846410000	Sawing Machines For Working Stone	7.556	3.050

No.	HS	Jenis Barang	Volume (Kg)	Nilai (US\$)
2242	846420000	Grinding Or Polishing Machines For Working Stone	10.488	12.762
2243	846490000	Other Machine Tools For Working Stone	99.771	194.675
2244	846510000	Machines-Tools For Working Wood Without Tool Change	47.300	230.684
2245	846591000	Sawing Machines For Working Wood	3.113	492
2246	846592000	Planing , Milling Or Moulding Machines For Working Wood	12.447	31.754
2247	846593000	Grinding , Sanding Or Polishing Machines For Working Wood	12.178	24.708
2248	846595000	Drilling Or Morticing Machines For Working Wood	5.832	1.560
2249	846599000	Other Machine Tool For Working Wood	87.872	408.605
2250	846620000	Work Holders	53	5.927
2251	846691000	Parts For Machines Of Head.No.84.64	256	20
2252	846692000	Parts For Machines Of Head.No.84.65	210	14.617
2253	846693000	Parts For Machines Of Head.No.84.56To No.84.61	3.710	17.279
2254	846694000	Parts For Machines Of Head.No.84.62Or No.84.63	70	1.860
2255	846711000	Hand-Tools, Pneumatic With Rotary Type	52	20
2256	846789000	Other Hand-Tools Hydraulic Or With Non-Electric Motor	3.839	18.030
2257	846799000	Other Parts Of Tools For Working Inthe Hand	50	13.600
2258	846820000	Other Gas-Operated Machinery And Apparatus	110.138	777.133
2259	846930900	Other Typewriters, Non-Electric Other Than In Ckd	1.490	1.580
2260	847010000	Electronic Calculators Capable Of Operat.W/O External Source Of Powe	147	42
2261	847110000	Analogue Or Hybrid Automatic Data Processing Machines	2.635	1.672
2262	847130000	Portable Digital Automatic Data Processing Machines	16.855	22.225
2263	847141900	Oth.Digital Automatic Data Process Machines In The Same Housing	129.150	27.834
2264	847149900	Oth.Than Cpu For Personal Microcompresented In The Form Of System	969	1.180
2265	847150100	Oth.Digital Processing Units With Cpu For Personal & Micro Computer	350	33.162
2266	847150900	Oth.Digital Processing Units Other Than For Personal & Micro Computer	1.608	37.847
2267	847160100	Printer	7.055	18.320
2268	847160200	Display Monitor	150.012	178.969
2269	847160900	Other Input/Output Units Other Thanprinter	2.243	1.820
2270	847170100	Hard Disk Drive	4.246	174.195
2271	847170900	Oth.Storage Units Other Than Hard Disk Drive	4.894	4.903
2272	847180000	Other Units Of Automatic Data Processing Machines	3.736	9.277
2273	847190000	Other Of Data Processing Machines And Units Thereof	190	13.050
2274	847330100	Parts & Acces. Of The Machines Head No: 8471 Plug Into Pcb Or Cabinet	21.159	5.423
2275	847330900	Other Parts & Accessories Of The Machines Of Heading No: 8471	694.514	629.409
2276	847350000	Parts&Access Equally Suitabale For Mach.Of Headings Nos.84.69 To 84.72	1.032	1.945
2277	847410000	Sorting, Screening, Separating Or Washing Machines	12.790	240.479
2278	847420900	Other Crushing Or Grinding Machines For Stones	36.600	226.050
2279	847431000	Concrete Or Mortar Mixers	8.294	5.027
2280	847432000	Machines For Mixing Mineral Subs - Tances With Bitumen	2.542	3.093
2281	847439000	Other Machine For Agglomerating	180	7.200
2282	847490000	Parts Of Machinery Of Heading 84.74	17.070	4.763
2283	847510000	Machines For Assembling Electric Orelectronic Lamps Or Flashbulbs	71.700	514.700
2284	847529000	Other Machines For Manufacturing Orhot Working Glass/Glassware	6.850	7.500
2285	847590000	Parts Of Machines For Assembling Electric/Manufacturing Glassware	1.575	131.787
2286	847710000	Injection-Moulding Machines For Working Rubber Or Plastics	22.500	23.375
2287	847730000	Flow Moulding Machines For Working Rubber Or Plastics	6.199	11.817
2288	847740000	Vacuum Moulding Machines And Other Thermoforming Machines	10.448	3.000
2289	847759000	Other Machinery For Moulding Or Otherwise Forming	150	200
2290	847780000	Other Machinery For Working Rubber Or Plstics	119.087	489.480
2291	847790000	Parts Of Machinery For Working Rubber Or Plastics	18.925	199.423
2292	847810900	Other Machinery For Preparing Or Making Up Tobacco	23.710	452.233
2293	847890000	Parts Of Other Machinery For Preparing Or Making Up Tobacco	7.373	132.712
2294	847910000	Machinery For Public Works,Buildingor The Like	18.500	50.000
2295	847960000	Evaporative Air Coolers	1.247	9.142
2296	847981000	Machines And Mechanical Appliances For Treating Metal	44	402
2297	847982000	Machines And Mechanical Appliances Mixing, Kneading, Crushing ,Etc	6.503	72.489
2298	847989900	Other Machines And Mechanical Appliances	15.236	68.608
2299	847990000	Parts Machines & Mech. Appliances Having Individual Functions	1.287	118.582
2300	848030000	Moulding Patterns	39.330	93.810

No.	HS	Jenis Barang	Volume (Kg)	Nilai (US\$)
2301	848041000	Moulds For Metal Or Metal Carbides Injection Or Compression Types	19	10
2302	848049000	Other Moulds For Metal Or Metal Carbides	143.545	124.095
2303	848060000	Moulds For Mineral Materials	1.282	6.701
2304	848071000	Moulds For Rubber Or Plastics Injection Or Compression Types	1.514	114.542
2305	848079000	Other Moulds For Rubber Or Plastics	9.616	25.100
2306	848110000	Pressure-Reducing Valves	1.292.251	5.984.917
2307	848120000	Valves For Oleohydraulic Or Pneumatic Transmissions	177	2.730
2308	848130000	Check Valves	1.263.582	4.761.947
2309	848140000	Safety Or Relief Valves	1.196	220.475
2310	848180200	Ball Valves; Pressure Gauge Cocks	8	10
2311	848180990	Other Appliances Used In Pressure Machinery	187.658	865.882
2312	848190000	Parts Of Taps ,Cocks ,Valves And Similar Appliances	199.899	326.456
2313	848210000	Ball Bearings	43.353	100.635
2314	848220000	Tapered Roller Bearings, Including Cone And Tapered Roller Assemblies	3.391	2.125
2315	848230000	Spherical Roller Bearings	9.962	55.903
2316	848240000	Needle Roller Bearings	23	396
2317	848280000	Combined Ball Or Roller Bearing Andsimilar	258	1.189
2318	848291000	Balls, Needles And Rollers	403	7.768
2319	848299000	Other Parts Of Ball And Roller Bearings	3.573	26.248
2320	848310000	Transmission Shafts (Including Cam Shafts And Crank Shafts)And Cranks	991.301	3.080.452
2321	848330000	Bearings Housing, Not Incorporatingball ,Plain Shaft Bearings	307	800
2322	848340000	Gears And Gearings ,Chain Sprocketsgear Boxes And Other Speed Changer	11.856	291.729
2323	848350000	Flywheels And Pulleys, Including Pulley Blocks	6.848	8.464
2324	848360000	Clutches And Shaft Couplings (Incl.Universal Joints)	417	2.707
2325	848390000	Parts Transmission Shafts & Cranks	441	4.508
2326	848410000	Gaskets And Similar Joints Of Metalsheeting Combined	214	1.039
2327	848490000	Other Sets Or Assortments Of Gasketand Similar Joints	203	1.076
2328	848590100	Oils Seal Rings	7	98
2329	848590900	Other Machinery Parts, N.E.S In Chapter 84	10.618	35.246
2330	850110990	Other Motors Ac/Dc Lt. 37.5W	28.516	29.384
2331	850120100	Universal Ac/Dc Motors > 37.5W In Ckd Conditions	2.918	32.000
2332	850131900	Other Dc Motors ;Dc Generator Lt.750W	3.065	3.803
2333	850132100	Dc Motors ;Dc Generator 750W Lt.Output Lt. 7500W In Ckd Conditions	195	900
2334	850133100	Dc Motors ;Dc Generator 75W Lt. Output Lt. 375W In Ckd Conditions	41.672	121.570
2335	850134100	Dc Motors ;Dc Generator > 375W In Ckd Conditions	4.962	7.000
2336	850151100	Other Ac Motors ,Multi-Phase Lt. 370Win Ckd Conditions	222	4.343
2337	850153100	Ac Motors ,Multi-Phase > 75W In Ckdconditions	119	1.029
2338	850164100	Ac Generators > 750 Kva In Ckd Conditions	2.467	2.304
2339	850211000	Generating Sets With Compression- Ignition Lt. 75 Kva	5.235	3.500
2340	850212000	Generating Sets With Compression- Ignition 75 Kva Lt. Output Lt. 3	508	1.404
2341	850213000	Generating Sets With Compression- Ignition > 375 Kva	156.731	1.114.658
2342	850300100	Parts Suitable For Electric Motors	1.889.326	953.073
2343	850421000	Liquid Dielectric Transformers Capacity Lt. 650 Kva	137.373	77.078
2344	850422000	Liquid Dielectric Transformers 650 Kva Lt. Capacity Lt. 10000 Kv	1.518	600
2345	850431200	Step Up/Down Transformator, Stabili- Zer And Current Transformator	263	2.203
2346	850431900	Other Transformers Capacity Lt. 1 Kva	1.041	958
2347	850432990	Other Transformer, 1 Kva Lt. Capacity Lt. 16 Kva	7.413	22.402
2348	850434000	Other Transformers,Capacity >500Kva	1.000	2.750
2349	850440110	Battery Chargers ,Rating > 100 Kva	21.134	18.939
2350	850440900	Other Static Converters	10.938	5.055
2351	850450000	Other Inductors	558	160.165
2352	850490990	Other Parts Of Inductors	326	12.588
2353	850519000	Other Permanent Magnets And Become Permanent Magnets	7	12
2354	850520000	Electro Magnetic Couplings,Clutchesand Brakes	134	2.363
2355	850610000	Primary Cells And Batteries Of Manganese Dioxide	17.709	6.394
2356	850680000	Other Primary Cells And Primary Batteries	127	182
2357	850710910	Electric Accumulators Of Lead-Acid Of 6 Or 12 Volts	9.529.235	15.875.269
2358	850710990	Electric Accumulators Of Lead-Acid	347.371	537.288
2359	850790100	Parts Of Electric Accumulators For Industry Or Stationary	21.508	17.164

No.	HS	Jenis Barang	Volume (Kg)	Nilai (US\$)
2360	850790900	Oth. Parts Of Electric Accumulators	141.737	234.250
2361	850880000	Other Electro-Mechanical Tools	2.250	22.591
2362	850910000	Vacuum Cleaners	103	95
2363	850940000	Food Grinders And Mixers; Fruit Or Vegetable Juice Extractors	228	176
2364	850980000	Other Electro Mechanical Appliances	5.031	2.599
2365	850990000	Part Of Electro-Mechanical Domesticappliances	14.650	18.114
2366	851110900	Other Sparking Plugs	1	317
2367	851120000	Ignition Magnetos; Magneto-Dynamos;Magnetic Flywheels	391	1.019
2368	851130000	Distributors; Ignition Coils	411	1.032
2369	851140900	Dual Purposes Starter-Generators	267.395	443.785
2370	851150900	Other Generators Other Than Alternator	160.314	133.972
2371	851190900	Other Parts Of Electric Ignition	4.490	12.425
2372	851210000	Lighting Or Visual Signalling Equipment Of A Kind Used On Bicycles	101	388
2373	851220300	Lighting Equipment For Automobiles	641	4.794
2374	851220900	Oth. Lighting Or Visual Signalling Equipment	36.870	960.491
2375	851230000	Sound Signalling Equipment	1.006	1.130
2376	851240000	Windscreen Wipers ,Defrosters And Demisters	182	1.024
2377	851290000	Parts Of Electrical Lighting Or Signalling	3	40
2378	851310100	Minner'S Lamp, Quarry Men'S Lamps	26.250	1.266.725
2379	851310900	Other Portable Electric Lamps	65	295
2380	851390000	Parts Of Portable Electric Lamps	1.416	597
2381	851440000	Other Induction Or Dielectric Heating Equipment	11.366	11.694
2382	851519100	Electrical Brazing Or Soldering Machines	4.488	9.800
2383	851521100	Electrical Automatic Machines For Welding Of Metal	2.068	1.500
2384	851529900	Other Machines Not Automatic For Welding Of Metal Includ.Laser Type	327	800
2385	851580000	Other Machines And Apparatus For Arc Welding Metals	15.847	14.680
2386	851590000	Parts Of Machines For Arc Welding Metals	400	20.237
2387	851610000	Electric Instantaneous Or Storage Water Heaters And Immersion Heater	1.260	430
2388	851629000	Oth.Electric Space Heating Aparatusand Electric Soil Heating Apparatu	124	1.264
2389	851640000	Electric Smoothing Irons	15.147	199.943
2390	851650000	Microwave Ovens	1.504	2.324
2391	851660000	Oth.Ovens; Cookers, Cooking Plates,Boiling Rings, Grillers & Roasters	27.541	137.184
2392	851671000	Coffee Or Tea Makers	331	583
2393	851672000	Toasters	11	100
2394	851679000	Oth. Electro-Thermic Apliances Oth Than Coffe Or Tea Makers Or Toaster	415	836
2395	851680000	Electric Heating Resistors	7.286	84.572
2396	851690990	Other Parts Of Electric Apparatus For Domestic Purposes	17.089	105.001
2397	851711000	Line Telephone Sets With Cordless Handsets	600	15.536
2398	851719000	Telp.Sets;Videophones Other Than Line Telp. Set With Cordles Handset	1.139	8.238
2399	851721000	Facsimile Machines	1.210	2.229
2400	851730200	Telegraphic	967	9.350
2401	851780000	Other Electrical Apparatus For Linetelephony/Telegraphy	2.886	8.645
2402	851790100	Parts For Telephone Sets	223	2.475
2403	851810000	Microphones And Stands Therefor	650	2.080
2404	851821000	Single Loudspeakers , Mounted In Their Enclosures	433.061	1.312.828
2405	851822000	Multiple Loudspeakers , Mounted Inthe Same Enclosures	4.414.156	21.661.579
2406	851829000	Other Loudspeaker	21.722	183.226
2407	851830000	Headphones, Earphones And Combined Microphone / Speaker Sets	62	100
2408	851840000	Audio-Frequency Electric Amplifiers	1.153.444	6.968.004
2409	851850000	Electric Sound Amplifier Sets	6.217	64.726
2410	851890900	Other Parts Of Speaker / Amplifier	8.155.388	7.658.278
2411	851929000	Oth.Record-Players With Loudspeaker	231	1.142
2412	851993000	Oth.Cassette Type For Sound Repro- Ducing Apprts. Oth.Than Pocket Size	11	24
2413	851999900	Other Sounds Reproducers	4.313	7.409
2414	852032000	Other Magnetic Tape Recorders, Digital Audio Type	287	385
2415	852033000	Oth.Magnetic Tape Recorders Incomp.Sound Reproduc.Apprts,Cassette Type	316	1.372
2416	852039000	Oth.Magnetic Tape Recorders Other- Than Audio/Cassette Type	610	520
2417	852090100	Sound Recorders & Sound Reproducers Lt. 16Mm ,Including Cameras 8Mm	2.265	1.099
2418	852190000	Other Reproducing Apparatus	2.083	8.355

No.	HS	Jenis Barang	Volume (Kg)	Nilai (US\$)
2419	852290990	Other Parts Of No: 8519 To 8521	3.096	9.895
2420	852311000	Magnetic Tapes For Sound Recording of A Width Lt. 4 Mm	6.534.177	17.514.192
2421	852320100	Magnetic Discs For Data Processing System	9.496	39.094
2422	852320900	Magnetic Discs For Other Purposes	53.296	181.210
2423	852390900	Other Unrecorded Media For Soundrecording	14.653	53.653
2424	852431100	Discs For Data Processing System	60	320
2425	852439000	Oth.Discs For Laser Reading System	419	403
2426	852491900	Oth.Recorder Media For Reproducing Phenomena Oth.Than Sound/Image	646	37.060
2427	852499000	Oth.Recorder Media For Reproducing Phenomena Sound/Image	7.492	15.046
2428	852510000	Transmission Apparatus	3.971	643.431
2429	852520100	Cellular Telephone	2.843	415.510
2430	852520900	Oth.Transmission Apparatus Incomp. Reception Apparatus	7	900
2431	852540000	Still Image Video Cameras And Other video Camera Recorders	34	447
2432	852712000	Pocket-Size Radio Cassette-Players	343	450
2433	852713000	Oth.Apparatus Combined With Sound Recording Or Reproducing Apparatus	107	273
2434	852719000	Other Reception Apparatus For Radio	454	540
2435	852721000	Radio B.C. Receivers Used In Motorvehicles With Sound Recording	147	150
2436	852790000	Other Apparatus For Other Radiobroadcast Receivers	138	335
2437	852812000	Colour Reception Apparatus For Television	802.831	1.640.104
2438	852821000	Colour Video Monitors	48.626	67.882
2439	852830000	Video Projector	617	2.325
2440	852910910	Parts Of Aerial And Aerial Reflect-Ors Plug Into Pcb Or Cabinet	2	191
2441	852910990	Other Parts Of Aerials And Aerial Reflectors	24.306	8.953
2442	852990990	Other Parts Of Heading 8525 - 28	4.966	397.640
2443	853120000	Indicator Panels Incorporating Lcd or Led	68	2.992
2444	853210000	Fixed Capacitor Designed For Use In 50/60Hz Circuit & Capacity > 0,5 Kva	1	382
2445	853230000	Variable Or Adjustable (Pre-Set) Capacitors	4.889	13.113
2446	853329000	Other Electrical Resistors	4	45
2447	853340000	Other Variable Resistors, Including rheostats And Potentiometers	1	41
2448	853400000	Printed Circuits	527	13.783
2449	853510000	Fuses	24	1.314
2450	853529000	Other Automatic Circuits Breakers for A Voltage > 72,5 Kv	23.570	80.173
2451	853530900	Other Of Isolating Switch And Make-And-Break Switches	8	156
2452	853590000	Other Electrical Apparatus For switching	194	2.247
2453	853610000	Fuses For A Voltage Lt. 1000 V	1	862
2454	853620000	Automatic Circuits Breakers For A Voltage Lt. 1000 V	112.504	2.349.258
2455	853630000	Oth. Apparatus For Protecting Electrical Circuits For Voltage Lt. 10	1.676	648
2456	853641000	Relays For A Voltage Lt. 60 V	16.397	870.943
2457	853649000	Other Relays	188	1.912
2458	853650100	Make&Break Switch Of A Kind Used In dom.Elec.Wiring Press. Lt.500V,Cap	719	653
2459	853650900	Other Switches For A Voltage Lt.1000V	4.296	12.581
2460	853661000	Lamp-Holders	683	6.294
2461	853669000	Other Plugs And Sockets	167	644
2462	853690300	Connector And Socket Cable For I.C.And Printed Circuit	7	3.057
2463	853690400	Cable Connector And Socket Cable For I C & Printed Circuit	487	17.581
2464	853690900	Other Electrical Apparatus For A voltage Lt. 1000 V	1.356	135.637
2465	853710000	Boards, Panels For A Voltage Lt.1000V	2	34
2466	853720000	Boards, Panels For A Voltage >1000V	574	3.570
2467	853810000	Boards, Panels, Consoles, Desk, Cabinet of Heading No; 85.37	1.756	44.006
2468	853890000	Other Boards, Panels, Consoles, Desks, Cabinets Of Heading No; 85.37	192	2.984
2469	853910100	Sealed Beam Lamp Units For Automobiles	213	556
2470	853910900	Other Sealed Beam Lamp Units	1.376	1.358
2471	853921000	Tungsten Halogen	293	926
2472	853922000	Other Filament Lamp Power Lt.200W And voltage > 100 V	4.721.553	17.466.836
2473	853929000	Other Filament Lamp	119	230
2474	853931200	Fluorescent Lamp	7.078.518	19.309.480
2475	853931900	Other Fluorescent Lamp	1.849.266	51.207.519
2476	853939900	Other Discharge Lamps Other Than Ultra Violet	122.698	214.980
2477	853949000	Ultra Violet Or Infra Red Lamps	247	1.142

No.	HS	Jenis Barang	Volume (Kg)	Nilai (US\$)
2478	853990000	Parts Of Ultra-Violet Or Infra-Red Lamps; Arc Lamps	3.736	13.874
2479	854011000	Colour Cathode - Ray Televisionpicture Tubes	14.349	13.699
2480	854110000	Diodes,Other Than Photosensitive Orlight Emitting Diodes	317	13.720
2481	854140100	Photovoltaic Cells, Assembled Inmodules Or Into Panels	20	459
2482	854150000	Other Semiconductor Devices	7.103	522.175
2483	854190000	Parts Of Diodes,Transistors & Semi-Conductor Devices	8.449	2.339.836
2484	854212000	Cards Incorporating An Electronic Integratid Circuit ("Smart" Cards)	244	227.190
2485	854219000	Other Monolithic I.C.	250	800
2486	854240000	Hybrid Integrated Circuits	179	201.330
2487	854330000	Machine & Apparatus For Electropla-Ting Electrolysis / Electrophoresi	1.488	29.392
2488	854381000	Proximity Cards And Tags	190	10.963
2489	854390100	Parts Of Particles Acceleratorsof Electrical Machines	704	48.241
2490	854411990	Other Winding Wire	5.082	7.031
2491	854420100	Co-Axial Cable Fitted With Connect-Ors	14.112	186.384
2492	854430000	Ignition Wiring Set&Oth. Wiring Setof A Kind Used In Vehicle,Aircraft	6.899.182	82.739.720
2493	854441000	Elect.Conductor For A Voltage Lt. 80Vfitted With Connectors	7.153	34.893
2494	854449110	Elect.Conductor For A Voltage Lt. 80Vinsulated With Pvc	97	2.289
2495	854451000	Elect.Conductor Of 80V Lt.Volt. Lt.1000 Vwith Fitted Connectors	178	811
2496	854459190	Other Cable For Electric Conductorof 80 V Lt. Voltage Lt. 1000 V	7	468
2497	854520000	Brushes	25	1.479
2498	854590900	Other Carbon For Electrical Purpose	27	14
2499	854620900	Electrical Insulators Of Ceramic Ofother Type	73	14.350
2500	854720000	Insulating Fitting Of Plastics	1.417	64.524
2501	854790990	Other Insulating Fittings	561	26.122
2502	854890000	Waste & Scrap Of Elect. Parts Of Machines Or Apparatus	3.199	139.566
2503	860110000	Rail Locomotive Powered From An Ex-Ternal Source Of Electricity	5	13
2504	860310000	Railway Or Tramway Coaches Poweredfrom External Source Of Electricit	273	285
2505	860721000	Air Brakes And Parts Thereof	525	6.660
2506	860730000	Hooks And Other Coupling Devices,Buffers And Parts Thereof	294	476
2507	860800291	Mechanical, Signalling, Safety Forrailways	2	10
2508	860800900	Part Of Mechanical,Signalling,Safe-Ty	2.997	13.050
2509	870110100	Hand Tractors,Designed For Agricul-Tural Use	6.869	28.313
2510	870120900	Other Road Tractor For Semi-Trailer	3.158	468
2511	870190000	Other Tractors	2.015	35.090
2512	870210100	Motor Vehc Transport >=10 Persons, Diesel/Semi, With G.V.W Lte. 5 Ton	23.996	45.216
2513	870210910	Motor Vehc Transport>=10Persons, Diesel/Semi, G.V.W >= 24 Ton In Ckd	17.201	84.418
2514	870210990	Motor Vehc Transport>=10Persons, Diesel/Semi, G.V.W >= 24 Ton In B.U	28.900	69.302
2515	870310000	Vehicle Specially Designed For Tra-Velling Snow;Golf Car & Sml.Vehicl	7.497	35.030
2516	870321900	Oth. Vehc,Cylinder Cap. Lt. 1000 Cc With Spark-Ignition Internal Com	1.163	4.349
2517	870323900	Oth Vehc, 1500 Cc Lt.Cyl.Cap. Lt.3000 Ccwith Spark-Ignition Internal	61.385	132.827
2518	870324900	Oth. Vehc,Cylinder Cap. > 3000 Cc With Spark-Ignition Internal Comb.	11.190	36.532
2519	870331900	Oth. Vehc,Cylinder Cap. Lt. 1500 Cc With Compr.-Ignition Internal Co	1.200	9.753
2520	870421000	Mtr Vehc. For Transport Of Goods, Diesel, With G.V.W. Lte. 5 Ton	60.915	194.068
2521	870423190	Heavy Duty Truck,Compr.-Igني Pistonwith G.V.M > 24 Ton,Oth Than In Ckd	361.521	3.057.385
2522	870432190	Heavy Duty Truck, Spark-Igني Pistonwith G.V.M > 24 Ton Oth Than In Ckd	2.220	2.096
2523	870432900	Mtr Vehc.For Trn.Of Good,Spark-Ignig.V.W.> 5 Ton,Oth Than Truck>24 Ton	4.057	23.040
2524	870490900	Oth Mtr Vehc. For Transport Of Goodoth Than Truck With G.V.W. > 24 Ton	53.131	145.384
2525	870590000	Other Special Purpose Motor Vehicle	107.629	102.704
2526	870710000	Bodies For The Vehicles Of Headingno. 87.03	1.742	750
2527	870790000	Other Bodies For The Motor Vehiclesof Heading 87.01;87.02;87.04;87.05	8.335	110.976
2528	870810900	Other Bumpers And Parts	48.470	210.810
2529	870821900	Other Safety Seat Belts	13	4.756
2530	870829900	Other Parts Of Bodies Not For Assembly Purposes	8.763	44.936
2531	870831900	Other Mounted Brake Linings	76.912	79.061
2532	870839900	Oth Brake & Servobrakes And Parts	826.483	1.170.431
2533	870840900	Other Gear Boxes	3.457	5.390
2534	870850900	Other Drive-Axles With Differential	6.361	23.999
2535	870860900	Other Non-Driving Axles And Parts	57.607	104.217
2536	870870900	Other Road Wheels And Parts	28.349.179	116.128.634



No.	HS	Jenis Barang	Volume (Kg)	Nilai (US\$)
2537	870880900	Other Suspension Shock-Absorber Andparts	422	2.368
2538	870891900	Radiators For Other Purposes	11.398	7.095
2539	870892900	Other Silencers And Exhaust Pipes	197.779	1.789.439
2540	870893900	Other Clutches And Parts	1.269	11.158
2541	870894900	Other Steering Wheel,Columns,Boxes	9.343	135.533
2542	870899990	Other Parts And Accessories	207.412	2.085.612
2543	871110000	Motorcycles With Repric. Internal Piston Of A Cyld Capacity Lt. 50 C	4.404	21.808
2544	871120000	Motorcycles With Repric. Internal Piston Of 50Cc Lt.A Cyld Cpcty Lt.2	9.275	35.965
2545	871130000	Motorcycles With Repric. Internal Piston Of 250Cc Lt.A Cyld Cpcty Lt.	1.311	4.905
2546	871190000	Other Motorcycles	4.043	159.957
2547	871200900	Bicycle And Oth Cycle Not Motorized	7.016.524	33.884.577
2548	871411000	Saddles Of Invalid Carriage	3.485	10.243
2549	871419100	Part And Accessories Of Vehicle Forassembly Purposes	24	92
2550	871419900	Other Parts Of Motorcycles	176.702	429.933
2551	871491000	Frames And Forks, And Parts Thereof	4.686	2.476
2552	871492000	Wheel Rims And Spokes	2.286	8.195
2553	871493100	Hubs, Other Than Coaster Breaking Hubs And Hub Breaker	483	1.915
2554	871494000	Brake,Incl.Coaster Braking Hub&Hubsbrake, And Parts Thereof	30.581	88.894
2555	871495000	Saddles Of Vehicles	195	731
2556	871496000	Pedals And Crank-Gear, And Partsthereof	13.806	5.687
2557	871499990	Other Bicycle Parts	32.142	135.673
2558	871639000	Other Trailer For The Transport Ofgoods	12.212	12.074
2559	871640000	Other Trailers And Semi Trailers	23	50
2560	871680000	Other Trailler Of The Caravan	2.074	3.640
2561	871690000	Parts Of Trailer And Semi Trailer	328	584
2562	880240000	Aeroplanes And Other Aircraft,Of Anunladen Weight Not Exceeding 15000K	65.116	2.502.500
2563	880320000	Under-Carriages And Parts Thereof	122	1.174
2564	880330000	Other Part Of Aeroplane/Helicopter	2.407	362.341
2565	880390000	Oth Part Of Goods No.88.01 Or 88.02	2.196	5.540
2566	880400000	Parachutes Rotochutes;Parts Thereofand Accesories	1.131	5.331
2567	890110110	Cruise Ships Of 5000 Brt Or Less	91	3.623
2568	890120900	Tankers Of Other Than 7500 Dwt Or Less	12.862.700	3.100.000
2569	890190100	Barges And The Like	10.450	12.000
2570	890391000	Sail Boat,With Or Without Auxiliarmotor	2.040	58.678
2571	890399000	Other Rowing Boats And Canoes	18.963	528.817
2572	890400100	Tugs And Pusher Craft Of 4000 Hp Or Less	349.000	2.400.000
2573	890520000	Floating Or Submersible Drilling Orproduction Platforms	7.850	103.003
2574	890790000	Other Floating Structures	402	2.067
2575	900110000	Optical Fibres, Optical Fibre Bundles And Cables	312	3.667
2576	900290900	Other Than Lenses For Other Purpose	261	1.481
2577	900640000	Instant Print Cameras	41	45
2578	900659100	Other Cameras For Ordinary Use	40	225
2579	900912000	Electrostatic Photo - Copying Indi-Rect Process	6.094	5.522
2580	900990000	Parts And Accessories Of Photo - Copying	338	750
2581	901180000	Other Microscopes	17	193
2582	901510000	Rangefinders	2	20
2583	901530000	Levels	500	15.000
2584	901580900	Other Instrument For Surveying	79	8.597
2585	901590000	Parts And Accessories Of Instrumentfor Surveying	199	8.900
2586	901600000	Balances Of A Sensitivity Of 5 Cg Or Better With Or Without Weight	760	454
2587	901839000	Other Catheter, Cannulae Etc.	8.599	77.306
2588	901890000	Other Instruments And Appliances Used In Medical, Surgical Etc.	3.567	19.906
2589	901920000	Ozone Therapy, Oxygen Therapy, Aerosol Therapy,Artificial Respiration	1	6
2590	902229000	Apparatus Based On Use Alpha,Betha,Gamma Radiation For Other Uses	334	171.419
2591	902300000	Instruments, Apparatus And Models,Designed For Demonstration Purpose	5.600	92.644
2592	902410000	Machines And Appliances For Testingmetals	34	32.811
2593	902480000	Machines And Appliances For Testingwood, Textiles, Paper, Plastic.	5.028	34.743
2594	902511000	Thermometers Liquid Filled, For Di-Rect Reading	1	7
2595	902519000	Other Thermometers	168	365

No.	HS	Jenis Barang	Volume (Kg)	Nilai (US\$)
2596	902610000	Instrument For Measuring Or Check-Ing The Flow Or Level Of Liquids	36	9.164
2597	902680000	Other Instruments Or Apparatus For Measuring And Checking	64	452
2598	902710000	Gas Or Smoke Analysis Apparatus	37	26.476
2599	902720000	Chromatographs And Electrophoresis Instruments	43	5.747
2600	902830000	Electricity Meters	342	7.935
2601	902890000	Parts And Accessories Of Gas, Liquid Electricity Supply/Production Meter	208.656	300.252
2602	902920900	Other Speed Indicators	214	837
2603	903010000	Instrument & Apparatus For Measuring Or Detecting Ionising Radiations	4	1.153
2604	903039000	Oth Instrument For Measuring/Check-Ing Voltage, Current, Resistance	5	922
2605	903089000	Oth. Instrument & Apparatus With Special Designed For Telecommunication	5.347	33.542
2606	903180000	Oth Measuring/Checking Instruments, Appliances And Machines	3	1.176
2607	903190000	Parts And Accessories Of Measuring/Checking Instrument	6.703	125.030
2608	903210000	Thermostats	46	1.264
2609	903289000	Other Automatic Regulating / Con - Trolling Instruments	1.285	165.472
2610	903290000	Parts And Accessories Of Automatic Regulating / Controlling Instrument	3.689	7.064
2611	903300000	Parts And Accessories For Machines, Appliances, Instruments	253	399
2612	910119000	Other Wrist-Watches	1.337	140.001
2613	910199000	Other Pocket Watches	550	60.161
2614	910229000	Oth Wrist-Watches Without Automatic Winding	110	500
2615	910390000	Other Clocks With Watch Movements	204	21.070
2616	910511000	Alarm Clocks Battery, Accumulator Mains Powered	5.168	20.411
2617	910519000	Other Alarm Clocks	255	1.472
2618	910521000	Wall Clocks Battery, Accumulator Mains Powered	37	22
2619	910529000	Other Wall Clocks	2.490	33.299
2620	910599900	Other Clock	235	18.313
2621	910899000	Other Watch Movements	3	8
2622	911019000	Rough Movements Of Watches	3	200
2623	911090000	Other Watches	5	340
2624	911120000	Watch Cases Of Base Metal, Whether Or Not Gold-Or Silver-Plated	4	90
2625	911180000	Other Watch Cases	181	13.775
2626	911190000	Parts Of Watch Cases	398	27.540
2627	911280000	Other Clock Cases	47	4.058
2628	911390100	Watch Straps, Bands And Bracelets Of Plastic	22	1.300
2629	911490000	Other Parts Of Clock Or Watch	39	1.847
2630	920110100	Upright Pianos In Ckd	1.374	2.455
2631	920190000	Other Pianos, Harpsichord, Keyboard Stringed	14.976	80.671
2632	920210000	Oth String Musical Instrument Play-Ed With A Bow	1.787	11.257
2633	920290200	Plucked Stringed Instruments	13.876	380.851
2634	920410900	Oth Accordion & Similar Instrument	630.394	11.620.531
2635	920590000	Other Wind Musical Instruments	7.781	191.039
2636	920600200	Musical Instruments : Drums	31.106	61.239
2637	920710900	Other Keyboard Instruments	25	402
2638	920790000	Oth Musical Instruments That Amplified Electrically	5.574.922	51.596.077
2639	920810000	Musical Boxes	106	489
2640	920890000	Other Fairground Organs, Mechanical Street Organ	73.886	1.450.122
2641	920920000	Mechanisms For Musical Boxes	10	10
2642	920991000	Parts And Accessories For Pianos	288.621	672.966
2643	920992000	Part And Accessory For The Musical Instruments Of Heading No.92.02	2.690	52.985
2644	920994000	Part And Accessory For The Musical Instruments Of Heading No.92.07	477.316	4.676.304
2645	920999000	Parts And Accessories For Heading No. 92.04-92.06, And No. 92.08	616.659	12.052.340
2646	930400000	Other Arms (Spring, Air Or Gas Guns and Truncheons)	233	4.663
2647	930621100	Cartridges Imported By Or For The Government	54.445	855.105
2648	930629100	Other Than 0.22 Cartridges Imported By Or For The Government	98	300
2649	930690100	Other Ammunition Imported By Or For The Government	456	15.662
2650	930700000	Swords, Cutlasses, Bayonets, Lances and Similar Arms And Parts	230	523
2651	940110000	Seats Of A Kind Used For Aircraft	8.378	10.149
2652	940120000	Seats Of A Kind Used For Motor Vehicles	2.085	1.913
2653	940130000	Swivel Seats With Variable Height Adjustment	45.253	94.865
2654	940140000	Seats Oth. Than Garden Seats / Camp-Ing Equipment, Convertible Into Bed	6.641	8.170

No.	HS	Jenis Barang	Volume (Kg)	Nilai (US\$)
2655	940150100	Seats Of Rattan	14.707.926	41.620.452
2656	940150900	Other Seats Cane,Osier,Bamboos	2.328.596	3.678.776
2657	940161000	Other Seats, With Wooden Frames Up-Holstered	4.136.923	7.698.088
2658	940169000	Other Seats, With Wooden Framesof Other Than Upholstered	6.452.127	26.114.526
2659	940171000	Other Seats, With Metal Frames Up -Holstered	5.884	15.062
2660	940179000	Other Seats, With Metal Frames Of Other Than Upholstered	1.848.074	6.451.549
2661	940180100	Other Seat Of Wood Or Of Wickerwork	10.590.347	27.730.813
2662	940180900	Other Seats Of Other Materials	2.653.645	5.351.854
2663	940190200	Parts Of Plastics	734	2.034
2664	940190900	Other Parts For Seat	1.260.402	4.596.199
2665	940210000	Dentists', Barbers' / Similar Chairand Part	1.217	2.426
2666	940290000	Other Medical, Surgical, Dental Orveterinary Furniture	5.556	34.320
2667	940310000	Metal Furniture Of A Kind Used Inoffice	93.674	194.085
2668	940320000	Other Metal Furniture	884.921	3.230.474
2669	940330900	Other Wooden Furniture Of A Kindused In Offices	4.639.178	7.947.256
2670	940340000	Wooden Furniture Of A Kind Used Inthe Kitchen	824.643	3.097.165
2671	940350000	Wooden Furniture Of A Kind Used Inthe Bedroom	35.773.268	80.723.063
2672	940360000	Other Wooden Furniture	143.638.665	284.691.349
2673	940370000	Furniture Of Plastics	166.005	245.691
2674	940380100	Furniture Of Rattan	12.335.794	31.393.323
2675	940380900	Other Furniture	1.643.653	2.363.584
2676	940390900	Other Parts Of Furniture	5.167.368	14.875.201
2677	940410000	Mattress Supports	95.190	383.409
2678	940421000	Mattresses Of Cellular Rubber Orplastics	92.837	46.210
2679	940429000	Mattresses Of Other Materials	195.191	180.094
2680	940430000	Sleeping Bags	38.677	14.171
2681	940490000	Other Mattress Supports	791.889	4.157.964
2682	940510900	Other Chandelier And Other Electricceiling	74.812	203.178
2683	940520900	Other Electric Table, Desk, Bedside	244.869	579.018
2684	940540200	Oth. Electric Lamp&Lighting Fittingof Wood	17.828	29.537
2685	940540900	Oth. Electric Lamp&Lighting Fitting	53.615	195.476
2686	940550100	Non-Electr Lamp&Lighting Fitting Ofplastics	17.716	28.918
2687	940550510	Kerosene Wall Bracket Lamps And Ke-Rosene Hurricane Lamps Of Glass	612	359
2688	940550620	Pressure (Gasmantle) Lamps Of Basemetal	51.844	152.224
2689	940550630	Kerosene Hurricane Lamps Of Base Metal	4.098	3.980
2690	940550690	Oth. Non-Electrical Lamp & Lightingfittings Of Base Metal	33.740	76.142
2691	940550900	Oth. Non-Electrical Lamp & Lightingfittings	38.238	90.404
2692	940560900	Other Illuminated Signs,Illuminatedname Plates And The Like	12.224	13.221
2693	940591100	Parts Of Lamps For Flashlight, Glass	2.232	4.253
2694	940591900	Parts Of Lamps For Other Purpose, Glass	1.061	1.048
2695	940592100	Parts Of Lamps For Flashlight, Plastics	771	2.553
2696	940599990	Parts Of Lamps Of Base Metals	49.263	130.607
2697	940600000	Prefabricated Buildings	2.097.590	2.660.698
2698	950100000	Wheeled Toys Designed To Be Ridden By Children;Dolls Cariages	636	1.169
2699	950210000	Dolls, Whether Or Not Dressed	700	6.681
2700	950291000	Garments And Accessories Therefor, Footwear And Headgear	471	3.803
2701	950299000	Part&Accessory For Doll Of Oth Thangarment And Accessory Therefor	808	1.761
2702	950320000	Reduce-Size("Scale") Model Assemblykit,Exl.Those Subheading No.9503.1	391	406
2703	950330000	Other Construction Sets & Constructional Toys	4.186	6.595
2704	950341000	Toys Representating Animals Or Non-Human Creatures Stuffed	115.009	1.119.506
2705	950349000	Other Toys Representating Animal Ornon-Human Creatures	3.508	34.811
2706	950360000	Puzzles	53.834	124.751
2707	950370000	Other Toys,Put Up In Set Or Outfits	3.744.047	7.472.768
2708	950390000	Other Toys	185.657	348.326
2709	950490900	Other Articles For Funfair	5.522	8.076
2710	950510000	Articles For Christmas Festivities	7	4
2711	950590000	Other Festive, Carnival Articles	21.773	13.458
2712	950619000	Other Articles For Gymnastics	529	5.583
2713	950629000	Other Water-Sports Equipment	150	1.075

No.	HS	Jenis Barang	Volume (Kg)	Nilai (US\$)
2714	950631000	Clubs, Complete	3.341	3.733
2715	950632000	Balls	262	462
2716	950651000	Lawn-Tennis Rackets, Whether Or Notstrung	97	545
2717	950659900	Other Racket, Whether Or Not Strung	2.312	4.764
2718	950662100	Soccer Balls Inflatable	84.873	478.984
2719	950669000	Other Balls, Oth Than Golf/Tennis Balls/Inflatable Balls	2.708	11.729
2720	950691000	Articles And Equipment For General Execise;Gymnastic Or Athletics	1.069	2.641
2721	950699990	Other Articles For Other Sports	123	280
2722	950710000	Fishing Rods	237	121
2723	950790000	Other Fishing Articles	25.890	34.834
2724	950800000	Roundabouts, Swings, Shooting Galleries, Travelling Circuses	10.256	29.763
2725	960110000	Worked Ivory And Articles Of Ivory	1.136	4.269
2726	960190000	Worked Bone,Tortoise-Shell, Horn, Antlers, Coral & Articles Thereof	238.126	144.885
2727	960200900	Other Article Of Unhardened Gelatin	3.511	5.645
2728	960310000	Broom & Brush, Consisting Of Twig /Oth Vegetable Mat'L Bound Together	143.841	388.546
2729	960321000	Tooth Brushes	47.957	92.044
2730	960329000	Shaving, Hair, Nail, Eyelash And Other Toilet Brusces For Person	2.197	1.271
2731	960340000	Paint,Distemper, Varnish/Sml. Brush(Oth Than Subhead 960330);Paint Pa	190	1.369
2732	960350000	Other Brushes Constituting Parts Ofmachines, Appliances Or Vehicles	1.594	7.381
2733	960390000	Oth Broom, Brusces	235	548
2734	960400000	Hand Sieves And Hand Riddles	455	163
2735	960500000	Travel Sets For Personal Toilet, Sewing, Shoe, Clothes Cleaning	14.344	19.050
2736	960621000	Button Of Plastic, Not Covered Withtextile Material	1.060	11.784
2737	960629000	Other Buttons	4.008	93.920
2738	960630000	Button Moulds And Other Parts Of Buttons; Buttons Blank	27.026	42.878
2739	960810000	Ball Point Pens	2.255	1.322
2740	960839000	Fountain, Stylograph,And Other Pens	3.227	998
2741	960910900	Other Pencils	289	417
2742	961000000	Slate & Board, With Writing/Drawingsurface, Whether Or Not Framed	29	164
2743	961100000	Date, Sealing Or Numbering Stamps,And The Like	73	265
2744	961210000	Ribbons	20	66
2745	961380000	Other Lighters	346	321
2746	961490000	Parts Of Smoking Pipes, Cigars Or Cigarette Holders	9.116	23.571
2747	961511000	Comb, Hair Slides And The Like Of Hard Rubbers Or Plastics	164	97
2748	961519000	Comb, Hair Slides And The Like , Oth Than Of Hard Rubbers Or Plastic	92	451
2749	961590300	Hair Pins, Curling Pins/Grips, Hairculers And The Like Of Aluminium	985	3.728
2750	961590900	Hair Pins, Curling Pins/Grips, Hairculer & Like Oth Than Of Aluminium	2.510	783
2751	961620000	Powder-Puff & Pad For Applicationof Cosmetic Or Toilet Preparation	51	83
2752	961700000	Vacuum Flasks & Oth Vacuum Vessels With Cases; Parts Thereof Not Glass	8.982	12.780
2753	970110000	Paintings, Drawings And Pastels	369.582	907.943
2754	970190200	Paintings, Drawings And Pastels Offoliage, Branches And Other Parts	79	221
2755	970190500	Paintings, Drawings And Pastels Ofnatural Cork	381	1.782
2756	970190900	Other Painting, Drawing And Pastel	170.097	638.183
2757	970200000	Original Engravings, Prints And Li-Thographs	260.768	674.823
2758	970300000	Original Sculptures And Statuary,Inany Material	638.684	618.064
2759	970400000	Postage/Revenue Stamp,Stampostmarkfirst Day Cover,Postal Stationery	43	3.009
2760	970500900	Other Collection & Collector Piecesof Other Interest	25	47
<b>Grand Total</b>			<b>6.953.856.258</b>	<b>7.432.962.827</b>

**Tabel 13. Impor Jawa Timur Menurut Golongan Barang ( HS)  
Tahun 2005**

No.	HS	Jenis Barang	Volume (Kg)	Nilai (US\$)
1	010119900	Horses For Other Purposes	31	12
2	010290110	Cattles Weighing Not More Than 350 Kg	665.425	1.057.362
3	010600999	Other Live Animals Other Pure-Bred Breeding Animals	1.950	7.739
4	020130000	Meat Of Bovine Animals, Fresh Or Chilled Boneless	246.840	650.658
5	020230000	Meat Of Bovine Animals, Frozen Boneless	191.205	648.449
6	030232000	Yellowfin Tunas Fresh Or Chilled	710	6.200
7	030239000	Other Tunas Fresh Or Chilled	129.162	90.447
8	030264000	Mackerel Fresh Or Chilled	106.000	25.200
9	030266000	Eels Fresh Or Chilled	11.658	28.064
10	030310000	Pacific Salmon Frozen	5	65
11	030342000	Yellowfin Tunas Frozen	6.442	1.932
12	030349000	Other Tunas Fish Frozen	92.599	76.989
13	030371000	Sardines Frozen	444.912	251.094
14	030374000	Mackerel Frozen (Scomber Scombrus, Scober Australasicus, S. Japonicus	2.392.214	1.030.685
15	030375000	Dogfish And Other Sharks Frozen	243.775	193.869
16	030376000	Eels Frozen	47.000	211.500
17	030379100	Marine Fish Frozen	1.343.649	1.677.248
18	030379900	Other Than Marine Fish Frozen	753.067	660.252
19	030420000	Frozen Fillets	353.509	349.350
20	030490100	Other Fish Meat Of Marine Fish	51.916	2.180
21	030559300	Shark Fins Dried	227.528	1.463.786
22	030559900	Other Dried Fished Whether Or Not Salted But Not Smoked	18.173	52.803
23	030563000	Anchovies Salted (Engraulis Spp)	8.000	12.060
24	030569100	Teri Fish Salted	8.400	74.700
25	030611000	Rock Lobsters & Other Sea Crawfish Frozen	960	3.840
26	030612000	Lobsters Frozen	28	190
27	030613000	Shrimps And Prawns Frozen	592.036	2.417.403
28	030614000	Crabs Frozen	436.400	1.078.694
29	030619100	Crayfish Frozen	227.625	782.301
30	030621900	Rock Lobster & Other Sea Crawfish Other Than In Airtight Container	2.200	35.808
31	030623900	Shrimps And Prawns Other Than In Airtight Container	1.000	9.306
32	030624100	Crabs In Airtight Container	16.298	22.277
33	030710000	Oysters Fit For Human Consumption	634	1.276
34	030729100	Scallops Frozen	125.461	134.637
35	030749100	Cuttle Fish Frozen	162.085	523.455
36	030759100	Octopus Frozen	46.500	77.923
37	030760000	Snails, Other Than Sea Snails	20.000	5.500
38	030791000	Live, Fresh Or Chilled Of Other Mollusca	262	6.260
39	030799900	Other Molluscs Frozen	1.026	7.172
40	040110000	Milk Of A Fat Content, By Weight, Not Exceeding 1 %	192	132
41	040120000	Milk Of A Fat Content, By Weight 1-6 %	4.421.283	4.364.348
42	040130000	Milk Of A Fat Content, By Weight, Exceeding 6 %	7.496	6.236
43	040210100	Milk & Cream Of Fat Lte. 1.5% Added Sugar In Pow'R Form,In Pack.>=25	14.963.855	32.553.154
44	040210900	Milk & Cream Of Fat Lte. 1.5% Added Sugar In Pow'R Form,In Pack. Lt.	394	341
45	040221900	Other Milk & Cream Not Cont Added Sugar, Weight Lt. 25 Kg, Not In Po	2.739.629	8.368.539
46	040229000	Other Milk & Cream Cont Added Sugar	20.570.134	56.831.218
47	040291000	Other Milk & Cream Not Added Sugar Or Other Sweetening Matter	106.302	100.124
48	040299000	Other Milk & Cream Added Sugar Or Other Sweetening Matter	80.496	67.954
49	040390100	Buttermilk, In Packing >= 25 Kg Net	517.925	1.032.313
50	040410000	Whey, Whether Or Not Concentrated/ Cont.Added Sugar/Oth.Sweetng Matte	5.790.000	7.112.061
51	040510000	Butter	46.535	45.541
52	040520000	Dairy Spreads	4.500	13.220
53	040590100	Milk Fat	294	233
54	040620000	Grated/Powdered Cheese Of All Kinds	6.776	7.238
55	040630000	Processed Cheese, Not Grated Or Powdered	9.556	7.816

No.	HS	Jenis Barang	Volume (Kg)	Nilai (US\$)
56	040640000	Blue Veined Cheese	1.899	1.601
57	040700120	Bird Eggs Fresh Not For Hatching	3.365	2.054
58	040819000	Egg Yolks Other Than Dried	8.480	9.081
59	040891000	Other Than Egg Yolks Dried	10.280	12.100
60	040899000	Other Than Egg Yolks Oth.Than Dried	95.720	119.164
61	040900000	Natural Honey	511.385	1.289.326
62	041000000	Edible Products Of Animal Origin, Not Elsewhere Specified/Included	390	27.347
63	050100000	Human Hair, Unworked, Whether Or Washed Or Scoured	76.061	1.713.071
64	050210000	Pigs', Hogs' Or Boars' Bristles And Hair And Waste Thereof	9.008	10.520
65	050510000	Feathers Of A Kind Used For Stuff Ing Down	9.285	169.615
66	050590000	Other Parts Of Birds	355.676	954.198
67	050800000	Coral And Similar Material, Unworkd Or Simply Prepared	66.177	35.567
68	050900000	Natural Sponges Of Animal Origin	195	236
69	051110000	Bovine Semen	71	26.204
70	051191000	Product Of Fish Or Crustaceans, Molluscs Or Other Aquatic Invertabrate	498.324	230.647
71	051199200	Sinews And Tendons	102.060	36.257
72	060120900	Other Bulbs	406	4.855
73	060210900	Other Unrooted Cutting & Slips Of Rubber Woods	19	657
74	060290210	Orchid Plants : Seedlings	542	1.847
75	060290299	Other Orchid Plants	3.899	9.396
76	060290900	Other Plants Used In Aquarium	71.515	50.090
77	060310000	Fresh Cut Flowers For Ornamental Purposes	1	2
78	060390000	Other Fresh Cut Flowers For Ornamental Purposes	88	3.072
79	060499000	Oth Moses & Lichens Oth. Than Fresh	125	4.270
80	070110000	Potatoes, Fresh Or Chilled Seed	26.000	15.602
81	070190000	Potatoes, Fresh / Chilled Other Than Seed	48.793	22.780
82	070200000	Tomatoes, Fresh Or Chilled.	5.400	3.537
83	070310100	Onions Fresh Or Chilled	4.796.765	1.397.293
84	070310200	Shallots Fresh Or Chilled	8.353.600	2.435.099
85	070320000	Garlic Fresh Or Chilled	153.692.177	35.228.192
86	070390000	Leeks & Other Alliaceous Vegetables	157.388	263.142
87	070490900	Other Cabages Fresh Or Chilled	190	20
88	070519000	Other Lecttuce Fresh Or Chilled	32	4
89	070610000	Carrots & Turnips Fresh / Chilled	81.172	19.635
90	070690000	Othersalad Beetroot Salsify, And Other Fresh Or Chilled	25	5
91	070810000	Peas (Pisum Sativum) Fresh/Chilled	7.285	6.482
92	070920000	Asparagus Fresh Or Chilled	5.000	15.500
93	070930000	Aubergines (Egg-Plants) Fresh Or Chilled	22.950	62.738
94	070951000	Mushrooms Fresh Or Chilled	44.991	35.717
95	070960000	Fruits Of The Genus Capsicum Or Of The Genus Pimenta Fresh Or Chilled	144.480	93.113
96	070990000	Other Vegetables, Fresh Or Chilled Nes	325	34
97	071010000	Potatoes Frozen	942.098	685.468
98	071021000	Peas (Pisum Sativum) Frozen	75.100	30.845
99	071040000	Sweet Corn Frozen	1	1
100	071120100	Olives In Airtight Containers	728	434
101	071130900	Capers Other Than In Airtight Containers	3.090	1.833
102	071140900	Cucumber & Gherkins Oth In Airtightcontainers	1.423	3.053
103	071190110	Friuts Of The Genus Capsicum / Of The Genus Pimenta In Airtight Cont	1.037.734	555.885
104	071190990	Other Preserved Vegetables Other Than In Airtight Containers	1.304	1.458
105	071220000	Onions Dried	10	20
106	071230000	Mushrooms And Truffels Dried	114.676	101.396
107	071290900	Other Vegetables Dried	153.559	169.046
108	071310000	Peas (Pisum Sativum) Dried	321.421	114.201
109	071320000	Chickpeas (Garbanzos) Dried	5.162	4.080
110	071331000	Beans Of The Species Vigna Mungo Hepper/ Vigna Radiata Wilczek Drie	173.568	46.090
111	071332000	Small Red (Adzuki) Beans (Phaseolus Vigna Angularis ) Dried	127.858	29.748
112	071333000	Kidney Beans, Including White Pea Beans (Phaseolus Vulgaris) Dried	4.603.936	1.054.759
113	071339000	Kidney Beans	1.529.529	405.771
114	071350000	Broad Beans & Horse Beans Dried	730.485	421.293

No.	HS	Jenis Barang	Volume (Kg)	Nilai (US\$)
115	071390000	Other Dried Leguminus Vegetables	22.570	7.492
116	071410100	Manioc Dried And Sliced	38.853	48.230
117	071490900	Other Than Sago Pith	60	24
118	080211000	Almonds In Shell Fresh Or Dried	64	38
119	080212000	Almonds Shelled Fresh Or Dried	226	350
120	080231000	Walnuts In Shell Fresh / Dried	150	90
121	080250200	Pictachios Shelled	4.398	2.522
122	080290910	Other Nuts In Shell	531	315
123	080410100	Dates Fresh	2.306.962	965.841
124	080510100	Oranges Fresh	11.546.777	6.185.537
125	080520110	Mandarins Fresh	3.134.751	2.163.485
126	080530100	Lemons Fresh	9.701	4.689
127	080540100	Grapefruit Fresh	1.759	880
128	080590910	Other Citrus Fruit Fresh	1.130	259
129	080610000	Grapes Fresh	3.600.948	4.348.399
130	080620000	Grapes Dried	121.357	95.810
131	080711000	Watermelons Fresh	84	84
132	080719000	Other Melons Fresh	89.293	241.848
133	080810000	Apples Fresh	26.422.856	12.932.435
134	080820000	Pears And Quinces Fresh	17.183.468	7.315.182
135	080930000	Peaches,Including Nectarines Fresh	858	912
136	081010000	Strawberries Fresh	3.721	3.957
137	081050000	Kiwifruit Fresh	30.200	28.743
138	081090120	Durian Fresh	921.095	575.809
139	081090190	Other Tropical Fruits Fresh	9.002.631	5.215.963
140	081090900	Other Fruits Fresh	14.400	22.320
141	081110000	Strawberries Uncooked Or Cooked By Steaming Or Boring Water	76.471	151.737
142	081190200	Other Fruit And Nuts Not Containingadded Sugar	17.529	47.771
143	081310000	Apricots Dried	240	143
144	081340100	Tamarinds Dried	483.166	103.601
145	090111300	Coffee,Not Roasted Not Decaffeinatederobusta Oib	1.311.385	1.646.136
146	090111900	Other Coffee,Not Roasted Not Decaffeinated	476	702
147	090112900	Other Coffee, Not Roasted Decaffeinated	170	250
148	090121000	Coffee Roasted Not Decaffeinated	16.545	6.930
149	090122900	Other Coffee, Roasted Decaffeinate	1.209.714	2.959.939
150	090190000	Other Coffee Roasted	104	140
151	090210100	Green Tea Packing Lte. 3 Kg Leaf	28.067	31.454
152	090210200	Green Tea Packing Lte. 3 Kg Dust	425	1.078
153	090220200	Oth Green Tea (Not Fermented) Leaf	7.802	5.374
154	090240200	Other Black Tea (Fermeted) Dust	4.500	3.931
155	090411290	Oth White Pepper, Neither Crushed Nor Ground	60.000	18.091
156	090420000	Fruits Of The Genus Capsicum Or The Genus Pimenta, Dried Or Crushed	665.456	451.146
157	090500900	Other Vanilla	32.151	33.546
158	090610000	Cinnamon & Cinnamon-Tree Flowers Neither Crushed Nor Ground	4.480	1.351
159	090620000	Cinnamon Crushed Or Ground	225.000	652.500
160	090810100	Nutmeg In Shell	54.965	19.334
161	090820000	Mace	12.500	5.025
162	090830000	Cardamoms	8	11
163	090910000	Seeds Of Anise Or Badian	95.517	90.984
164	090920000	Seeds Of Coriander	3.720.075	1.220.962
165	090930000	Seeds Of Cumin	204.583	159.541
166	090940000	Seeds Of Caraway	27.012	27.020
167	090950000	Seeds Of Fennel Or Juniper Berries	117.264	48.538
168	091010100	Ginger Fresh	556.790	214.905
169	091020100	Saffron Fresh	7.080	3.700
170	091030900	Other Turmeric (Curcuma)	976	325
171	091040000	Thyme; Bay Leaves	6.000	1.206
172	091091000	Mixtures Of Spices	7.460	3.936
173	091099000	Other Spices	8.783	35.908

No.	HS	Jenis Barang	Volume (Kg)	Nilai (US\$)
174	100190190	Wheat Other Than Seeds	1.071.349.981	190.366.884
175	100400000	Oats.	46.402	13.481
176	100510000	Maize ( Corn ) Seeds	85.963	1.035.507
177	100590000	Maize ( Corn ) Other Seeds	42.359.039	6.132.230
178	100610000	Rice In The Husk (Paddy Or Rough)	1.539	5.759
179	100630000	Semi-Milled Or Wholly Milled Rice, Whether Or Not Polished Or Glazed	27.059.350	7.551.400
180	100640000	Broken Rice	12.900.000	3.047.550
181	100820000	Millet	5.827.495	1.399.041
182	100830000	Canary Seed	685.786	206.009
183	100890000	Other Cereals	73	44
184	110100000	Wheat Or Meslin Flour.	170.391.811	45.560.058
185	110220000	Maize (Corn) Flour	136.141	36.138
186	110230000	Rice Flour	2.452	880
187	110290000	Other Cereral Flour	321.855	127.560
188	110419900	Rolled/Flaked Grains Of Oth Cereals	176.000	177.335
189	110423000	Other Worked Grains Of Maize (Corn)	33.880	15.839
190	110429900	Other Worked Grains Of Oth Cereals	3.925.710	857.286
191	110510000	Flour, Meal And Powder	568	575
192	110520000	Flakes	1.729.505	1.707.159
193	110620000	Flour And Meal Of Sago Or Of Roots Or Tubes Of Heading 07.14	1.000	4.440
194	110630000	Fluor And Meal Of The Products Of Chapter 8	6.000	91.698
195	110710100	Malt Not Roasted Unground	10.887.403	3.995.559
196	110720000	Malt Roasted	40.000	26.231
197	110811000	Wheat Starch	28.750	37.580
198	110812000	Maize (Corn) Starch	21.646.221	5.389.690
199	110813000	Potato Starch	4.228.509	1.856.069
200	110814000	Manioc (Cassava) Starch	55.768.200	12.954.596
201	110819000	Other Starches	17.534	13.641
202	110900000	Wheat Gluten, Whether Or Not Dried.	351.128	315.952
203	120100900	Other Soya Beans Whether Or Not Broken	387.869.254	110.455.826
204	120210000	Ground-Nuts, Not Roasted/Otherwhisecooked In Shell	7.937.935	2.436.035
205	120220000	Ground-Nuts, Not Roasted/Otherwhisecooked Shelled,Whether / Not Broke	21.295.484	6.516.892
206	120400000	Linseed, Whether Or Not Broken.	3.922	962
207	120500000	Rape Or Colza Seeds, Whether Or Notbroken	28.956	8.165
208	120600000	Sunflower Seeds, Whether Or Not Broken	90	55
209	120710000	Palm Nuts And Kernels	4.417	188.723
210	120740000	Sesamum Seeds	1.876.677	755.353
211	120750000	Mustard Seeds	50	10
212	120799000	Other Oil Seeds And Oleaginous Fruit, Whether Or Not Broken, Nes	55.362	36.549
213	120810000	Flour And Meal Of Soya Beans	7.956.182	2.140.204
214	120919000	Other Beet Seed	19.900	26.045
215	120991000	Vegetable Seeds	48.164	1.692.869
216	120999000	Other Seeds, Fruit And Spores Of A Kind Used For Sowing, Nes	9.985	787.969
217	121110000	Liquorice Roots	14.163	4.388
218	121120000	Ginseng Roots	709	49.428
219	121190120	Garro Wood	58.931	190.649
220	121190140	Sandal Wood	71.000	19.970
221	121190290	Other Plant Used Pharmacy	47.249	145.706
222	121210000	Locust Bean, Including Locust Bean Seeds	11.500	4.025
223	121220100	Seaweeds	122.582	123.075
224	121299100	Emping Melinjo	632	2.057
225	121490900	Other Swedes, Mangolp, Fudder Roots Etc In Other Form	5.308	1.361
226	130110000	Lac	13.125	9.844
227	130190100	Gum	21.000	32.938
228	130190290	Other Resin	2.223	33.216
229	130190900	Other Lac	56.274	143.324
230	130212000	Vegetable Saps And Extracts Of Liquorice	244.581	1.324.969
231	130213000	Vegetable Saps And Extracts Of Hops	7.470	115.901
232	130219000	Other Vegetable Saps And Extracts	7.045	101.874



No.	HS	Jenis Barang	Volume (Kg)	Nilai (US\$)
233	130220000	Pectic Substances, Pectinates And Pectates	9.000	78.561
234	130231000	Agar-Agar	11.115	89.952
235	130232000	Mucilages & Thickeners, Whether Or Not Moif. Derv. From Locust Beans	361.085	474.748
236	130239000	Other Mucilages & Thickeners	37.244	268.259
237	140110000	Bamboos	58.180	24.535
238	140190210	Kumpai Mixed, Roughly Rubbed, Un- Washed, Smoked Or Sulfured	10.765	44.094
239	140490900	Other Vegetable Products	1.302	312
240	150100000	Pig Fat (Including Lard) & Poultry Fat, Other Than Of Hd 02.09 Or 15.03	114	41
241	150200900	Other Fats Of Bovine Animals	10.083	7.211
242	150410100	Cod Liver Oil	106.738	99.977
243	150420000	Fats And Oils And Their Fractions, Of Fish Other Than Liver Oils	659.954	1.106.723
244	150590100	Lanolin	21.600	120.696
245	150590900	Other Wool Grease	1	1
246	150600000	Other Animal Fats & Oils & Their Fractions, Not Chemically Modified	21.884	41.938
247	150790100	Neutralized And Bleached	3.272.777	2.174.772
248	150910000	Virgin	5.369	4.652
249	150990000	Other Olive Oil	53.971	105.179
250	151000000	Other Oils And Their Fractions, Obtained Solely From Olives	7.808	5.998
251	151190000	Other Palm Oil	2.687.527	1.072.565
252	151219000	Other Sun Flower Seed Oil	91.316	95.522
253	151329000	Other Palm Kernel Oil	354	405
254	151490900	Other Rape, Colza, Etc	133	198
255	151519000	Other Linseed Oil	44.700	54.278
256	151529000	Other Maize Oil	1.114.924	1.465.546
257	151530000	Castor Oil And Its Fractions	46.950	49.787
258	151540000	Tung Oil And Its Fractions	91.312	157.947
259	151550000	Sesame Oil And Its Fractions	36.230	23.722
260	151590900	Other Fixed Vegetable Fats & Oil	625	4.747
261	151610900	Animal Fats & Oil In Other Pack	6.876	4.802
262	151620100	Vegetable Fats & Oil >= 10 Kg	2.236.413	1.768.303
263	151710900	Margarine, Excl. Liquid Margarine In Other Container	5.594	5.928
264	151790910	Other Edible Mixture Of Vegetable Origin	1.276.544	1.525.065
265	151800190	Other Chemically Modified Of Animal Or Vegetable Oil	506.186	565.830
266	151800910	Mixture Of Vegetable Origin	56.096	63.680
267	152000000	Glycerol, Crude; Glycerol Waters And Glycerol Lyes	41	6.117
268	152110000	Vegetable Waxes	37.524	37.329
269	160100900	Other Sausages And Similar Products Of Meat, Meat Offal Or Blood	34.300	22.746
270	160250000	Meat, Meat Offal Or Blood Of Bovine Animals Prepared Or Prepared	61.768	33.835
271	160300200	Fish Extracts	90.000	58.500
272	160411900	Salmon In Other Containers	844	508
273	160414100	Tuna, Skipjack And Bonito In Air Tight Containers	124.404	498.527
274	160420000	Other Prepared Or Preserved Fish	1.100	1.086
275	160510100	Crab In Airtight Containers	9.632	34.824
276	160520000	Shrimps And Prawns Prepared Or Pre Served	2.160	18.130
277	160590100	Other Aquatic Invertebrates In Airtight Containers	1.530	917
278	170111000	Cane Sugar	391.065.030	100.167.213
279	170112000	Beet Sugar	13.200.000	3.207.000
280	170191000	Other Cane Or Beet Sugar Containing Added Flavouring Or Colouring	28.100.000	8.867.350
281	170199191	Other Raw Sugar Refined White For Pharmaceutical Industry	217.354.798	68.108.757
282	170199900	Other Raw Sugar	11.522.000	2.713.524
283	170211910	Lactose Not For Industry Use	223	3.776
284	170219100	Oth. Kinds Of Lactose/Lactose Syrup Not Added Flavouring, For Industry	260.008	148.507
285	170230100	Glucose & Glucose Syrup, Not Cont. Fructose For Pharmaceutical Indust	2.039	1.121
286	170230910	Glucose Not Containing Fructose	1.939.102	1.043.256
287	170240910	Glucose Containing Fructose	1.000.000	308.000
288	170250000	Chemically Pure Fructose	940	6.212
289	170290900	Other Invert Sugar	1.038.201	2.799.925
290	170310000	Cane Molasses	8.100.000	688.500
291	170390000	Other Molasses	44.518.769	7.190.079

No.	HS	Jenis Barang	Volume (Kg)	Nilai (US\$)
292	170410000	Chewing Gum, Whether Or Not Sugar Coated	3.683	18.209
293	170490110	Medicated Sweets	549	725
294	170490120	Not Medicated Sweets	2.912.417	3.326.008
295	180100000	Cocoa Beans, Whole Or Broken, Raw Or Roasted	25.025	21.021
296	180310000	Cocoa Paste Not Defatted	1.053	1.053
297	180400000	Cocoa Butter, Fat And Oil.	198	198
298	180500000	Cocoa Powder, Not Containing Added Sugar/Other Sweetening Matter	453.431	816.957
299	180610000	Cocoa Powder, Containing Added Sugar / Other Sweetening Matter	10.576.994	15.139.189
300	180620000	Oth Preparations Containing Cocoa	92	158
301	180631000	Oth Chocolate In Blocks,Slabs/Bars Filled	132.107	151.666
302	180632000	Oth Chocolate In Blocks,Slabs/Bars Not Filled	20	16
303	180690000	Sugar Confectionary Containing Cocoa In Any Proportion	971.317	904.435
304	190110000	Prep. Malt Extract For Infant Use, Put Up For Retail Sale	2.151.085	3.636.008
305	190120000	Mixes And Doughs For The Preparation Of Baker'S Wares	197.058	507.995
306	190190100	Malt Extract	24.100	14.374
307	190190290	Other Kerupuk	115.051	345.645
308	190190910	Other Malt Extract In Pack. >=25 Kg	233.394	473.443
309	190190990	Oth Malt Extract In Other Packing	5.000	11.250
310	190211900	Other Paste Containing Eggs	24.333	15.458
311	190219100	Rice Vermicelli (Bee Hoon)	235.925	146.891
312	190219200	Bean Vermicelli (Tang Hoon)	1.150.848	654.721
313	190219900	Other Paste Not Containing Eggs	34.102	33.878
314	190230000	Other Pasta	77.171	116.731
315	190300900	Other Substitutes Of Tapioca	82	140
316	190410000	Prepared Foods Obtained By The Swelling Or Roasting	836.471	1.900.296
317	190420000	Prepared Foods Obtained From Un Roasted Cereal	621	671
318	190490000	Other Prepared Foods	37.468	55.285
319	190510000	Crispbread	53	92
320	190530100	Sweet Biscuits	10.948	7.807
321	190530900	Wafers And Other Sweet Biscuits	23.897	32.107
322	190590200	Communion Wafers, Empty Cachets Ofa Kind Suitable For Pharm. Use	1.800	2.016
323	190590900	Other Bread Or Pastry	514.876	940.754
324	200110900	Cucumbers And Gherkings In Other Container	3.403	1.608
325	200190100	Other Vegetable Preseved By Vinegarin Airtight Containers	90.699	55.250
326	200210100	Tomatoes In Airtight Containers	7.058	8.304
327	200290110	Tomato Puree, Tomato Paste In Airtight Containers	1.693.503	803.672
328	200310100	Mushrooms In Airtight Containers	572.673	251.917
329	200410000	Potatoes Prepared Or Preserved Oth.Wise Than By Vihegar Frozen	464.620	343.202
330	200490900	Oth. Vegetable Prepared In Other Container Frozen	2.033	469
331	200559000	Other Beans Prepared Or Preserved Other Than By Vihegar Not Frozen	14.124	15.128
332	200560000	Asparagus Prepared Or Preserved Oth Than By Vihegar Not Frozen	57.425	20.527
333	200570000	Olives Prepared Or Preserved Other Than By Vihegar, Not Frozen	3.953	2.176
334	200710000	Homogenised Preparations	940	1.976
335	200799900	Oth. Fruit Being Cooked Preparation	51.038	31.286
336	200811900	Unroasted Ground-Nut Prepared Or Preserved	60.899	36.332
337	200819000	Other Ground-Nut, Including Mixtureprepared Or Preserved	2.314	2.834
338	200820300	Pineapples In Syrup And In Airtight Containers	772	3.500
339	200830000	Citrus Fruit Otherwise Prepared Or Preserved	15	5
340	200860000	Cherries Prepared Or Preserved	451	650
341	200870000	Peaches Prepared Or Preserved	37.901	13.060
342	200892000	Mixtures Non-Alcoholic Prepared	289.296	179.037
343	200899000	Other Non-Alcoholic Prepared	406.811	234.754
344	200919910	Orange Juice In Packing >= 20 Kg	8.791	4.320
345	200930100	Juice Of Any Oth Single Citr. Fruitready For Consump. Without Dilutio	414	247
346	200950100	Tomato Juice Ready For Consump. Without Dilution	561	308
347	200970910	Apple Juice Put Up For Retail Sale	9.002	4.468
348	200980100	Juice Of Any Other Fruit/Vegetable Ready For Consump. Without Dilutio	27.296	99.954
349	200990100	Mixtures Of Juice Ready For Consump Without Dilution	519	309
350	210111000	Extracts, Essences And Concentrates Of Coffee	388.406	2.327.125

No.	HS	Jenis Barang	Volume (Kg)	Nilai (US\$)
351	210112000	Preparations With A Basis Of Extracts, Basis Of Coffee	960.200	10.374.467
352	210120000	Extracts, Essences & Concentrates, Of Mate	5.030	8.779
353	210210000	Active Yeasts	611.578	1.590.207
354	210220100	Inactive Yeasts	1.386.802	668.009
355	210230000	Prepared Baking Powders	3.967	3.111
356	210310100	Soya Sauce Sweet	13.553	7.491
357	210310900	Other Soya Sauce	497.241	250.542
358	210320900	Other Sauces Of Tomato	28.661	13.912
359	210330100	Mustard Flour And Meal	12.843	12.503
360	210390900	Other Sauces & Preparation There Of	818.703	1.801.777
361	210410900	Other Soups & Broths	35.857	73.469
362	210420000	Homogenised Composite Food Prep.	11.916	76.868
363	210500000	Ice Cream And Other Edible Ice, Whether Or Not Containing Cocoa	29.708	64.164
364	210610000	Protein Concentrates And Textured Protein Substances	298.825	933.769
365	210690210	Non-Alcoholic Preparations Use For Making Beverages In Packing >=25 K	8.769.369	23.739.614
366	210690900	Other Food Preparation N.E.S	188.675	999.459
367	220110000	Mineral Waters And Aerated Waters	6	52
368	220210000	Waters, Including Mineral Waters And Aerated	611.249	230.592
369	220290000	Other Mineral Water Containing Added Sugar	12.428.283	5.003.690
370	220710000	Undenatured Ethyl Alcohol Of An Alcoholic Strength By Vol. >= 80 %	2.229	18.641
371	220720000	Ethyl Alcohol And Other Spirits, Denatured, Of Any Strength	128	193
372	220900000	Vinegar And Substitutes For Vinegar Obtained From Acetic Acid	7.604	3.416
373	230110900	Pellet Of Meat; Greaves Etc.	18.539.684	6.400.635
374	230120100	Fish Meal	22.705.598	15.001.145
375	230230000	Bran & Other Residues Of Wheat	6.476.020	1.549.541
376	230250000	Bran And Other Residues Of Legumin.Plants	204.000	91.630
377	230310900	Residues Of Starch Mfc. Of Oth Thanmanioc Or Sago	79.541.317	25.382.733
378	230320000	Beet Pulp, Bagasse And Other Waste Of Sugar Manufacture	955.600	522.847
379	230330000	Brewing / Distilling Dregs & Waste	765.810	116.574
380	230400000	Oil-Cake & Oth Solid Res. Resultingfrom The Extract Of Soya Bean Oil	881.936.200	227.176.457
381	230500000	Oil-Cake & Oth Solid Res. Resultingfrom The Extract Of Ground Nut Oil	2.836.735	497.918
382	230610000	Oil-Cake And Other Solid Residues Of Cotton Seeds	1.598.370	370.796
383	230630000	Oil-Cake And Other Solid Residues Of Sunflower Seeds	207.980	27.453
384	230640000	Oil-Cake And Other Solid Residues Of Rape Or Colza Seeds	36.105.281	5.248.350
385	230670000	Oil-Cake And Other Residues Of Maize (Corn) Germ	12.594.256	3.495.244
386	230690000	Other Oil-Cake And Other Residues	5.313.740	436.942
387	230890000	Other Vegetable Waste Used In Animal Feeding	3.449	9.153
388	230910000	Dog Or Cat Food, Put Up For Retail Sale	400.521	206.864
389	230990919	Other Complete Feed Used For Animal	923.682	699.939
390	230990929	Other Feed Supplement Used For Ani Mal	9.000	18.070
391	230990991	Meat Bone Meal And Hydrolised Feather Meal	217.831.633	83.680.825
392	230990999	Other Preparations Of A Kind Used In Animal Feeding	19.000	10.735
393	240110100	Tobacco, Not Stemmed/Stripped Virginia Type Flue Cured	230.850	600.546
394	240110900	Tobacco, Not Stemmed/Stripped Of Other Than Virginia	873.946	2.544.909
395	240120100	Tabacco, Partly Or Wholly Stemmed/ Stripped Virginia Type Flue Cured	16.937.723	59.467.656
396	240120900	Tabacco, Partly Or Wholly Stemmed/ Stripped Of Other Than Virginia	5.016.835	24.421.162
397	240130000	Tobacco Refuse	930.121	694.908
398	240210000	Cigars, Cheroots And Cigarillos, Containing Tobacco	16	223
399	240220900	Other Cigarettes	3.294	43.682
400	240290000	Other Cigar/Cigarettes Of Tobacco Substitutes	173	5.817
401	240310100	Blended Tobacco Of Burley Type	5.755.610	35.662.354
402	240310900	Other Manufactured Tobacco	203.520	751.080
403	240399300	Tobacco Extract And Essences	11.417	16.513
404	240399900	Other Manufactured Tobacco Extract And Essences	1	20
405	250100100	Table Salt	1.000.087	97.565
406	250100200	Salt In Bulk, Containing Na.Cl Min.	229.683.594	8.844.882
407	250100900	Other Salt	138.122	71.753
408	250200000	Unroasted Iron Pyrites	86	483
409	250300000	Sulphur Of All Kinds, Other Than Sublimed Sulphur	52.717.800	5.307.003

No.	HS	Jenis Barang	Volume (Kg)	Nilai (US\$)
410	250410000	Natural Graphite In Powder/In Flake	6.148.360	918.417
411	250490000	Natural Graphite In Other Form	3.643	11.241
412	250510000	Silica Sands And Quartz Sands	174.321	41.517
413	250590000	Other Natural Sands	2.517.190	424.173
414	250610000	Quartz	310	560
415	250629000	Other Quartzite	96.197	172.462
416	250700100	Kaolin (China Clay)	52.039.572	11.397.985
417	250810000	Bentonite	3.889.862	1.052.636
418	250820100	Fuller'S Earth	60.000	3.015
419	250830000	Fire-Clay	60.201	28.646
420	250840000	Other Clays	417.996	117.841
421	250860000	Mullite	147.932	25.363
422	250900000	Chalk	16.438	10.341
423	251010000	Natural Calcium Phosphates Unground	659.291.341	38.532.734
424	251020000	Natural Calcium Phosphates Ground	5.576.376	433.298
425	251110000	Natural Barium Sulphate (Barytes)	54.118.944	2.704.995
426	251200000	Siliceous Fossil Meals & Similar	1.147.895	466.879
427	251319000	Other Pumise Stone	222.485	34.623
428	251320000	Emery,Natural Corundum,Natural Garnet And Other Natural Abrasives	315.748	90.099
429	251400000	Slate, Whether Or Not Roughly Trimmed Or Merely Cut	956.456	177.030
430	251511000	Marble And Travertine Crude Or Roughly Trimmed	55.800	17.361
431	251512100	Marely Cut Marble	10.405.689	2.350.387
432	251612100	Granit, Merely Cut, By Sawing Or Otherwise Into Slab	7.828.740	1.875.506
433	251612900	Granit, Merely Cut, By Sawing Or Otherwise Into Other Forms	17.162	5.410
434	251621000	Sandstone Crude Or Roughly Trimmed	218.677	59.684
435	251622000	Sandstone Merely Cut	206.065	45.068
436	251690000	Other Monumental Or Building Stone	153.177	36.336
437	251710000	Pebbles, Gravel, Broken Or Crushed Stone	2.128.954	415.838
438	251741000	Granules,Chippings&Powder Of Marble	20.000	2.000
439	251749000	Granules,Chippings & Powder Of Other Pebbles	1.261.852	200.908
440	251820000	Calcined Dolomite	563.700	109.921
441	251910000	Natural Magnesium Carbonate (Magnesite)	99.800	52.803
442	251990000	Other Natural Magnesium Carbonate	3.413.619	679.030
443	252010000	Gypsum; Anhydrite	69.919.906	1.815.438
444	252020000	Plasters	13.087.670	1.020.991
445	252100000	Limestone Flux; Limestone And Othercalcareous Stone	333.053	59.463
446	252310000	Cement Clinker	2.299	1.321
447	252329100	Portland Cement Type I	19.941	14.792
448	252330000	Aluminous Cement ("Ciment Fondu")	77.292	13.668
449	252400000	Asbestos.	24.816.609	8.406.150
450	252510000	Crude Mica And Mica Rifted Into Sheets Or Splittings	148.000	28.571
451	252520000	Mica Powder	84.029	43.842
452	252610000	Natural Steative Not Crushed, Not Powdered	1.326.587	93.840
453	252620000	Natural Steative Crushed Or Powderd	17.092.239	2.003.406
454	252910000	Felspar	5.397.942	589.839
455	252921000	Fluorspar Containing By W/ Lte. 97 %	499.000	70.719
456	252930000	Leucite; Nepheline And Nepheline Syenite	1.181.468	324.793
457	253010000	Vermiculite, Perlite And Chlorites,Unexpanded	185.441	102.541
458	253020100	Kieserite	33.218.315	3.269.735
459	253090000	Other Mineral Substances	1.587.860	674.564
460	260200000	Manganese Ores & Concentrates, With A Manganese Content >= 20%	262.120	465.487
461	260300000	Copper Ores And Concentrates.	47.803.930	44.019.635
462	260600000	Aluminium Ores And Concentrates.	324.021	62.354
463	261000000	Chromium Ores And Concentrates.	50.000	19.563
464	261510000	Zirconium Ores And Concentrates	3.394.253	3.772.293
465	261590000	Niobium,Tantalium And Other Ores And Concentrates	168.687	193.147
466	261690100	Gold Ores And Concentrates	11	413
467	261900000	Slag, Dross Scalings & Oth Waste From The Mfc. Of Iron Or Steel	6.264.405	558.038
468	262100000	Other Slag & Ash, Including Seaweedash (Kelp)	40.000	1.671

No.	HS	Jenis Barang	Volume (Kg)	Nilai (US\$)
469	27011000	Anthracite	7.153.300	770.889
470	270112000	Bituminous Coal	15	291
471	270210000	Lignite, Whether Or Not Pulverised, But Not Agglomerated	8.165	7.949
472	270300000	Peat (Including Peat Litter), Whether Or Not Agglomerated	118.783	67.461
473	270400000	Coke And Semi-Coke Of Coal, Of Lignite Or Of Peat	18.311.207	4.793.433
474	270600000	Tar Distilled From Coal, Lignite, Peat, And Other Mineral Tars	435.630	65.656
475	270730000	Xylole	18.360	14.725
476	270740000	Naphthalene	19.159	56.802
477	270750000	Other Aromatic Hydrocarbon Mixtures >=65% By Vol. Distills At 250 C	246.807	190.999
478	270799100	Aromatic Rubber Processing Oil	127.309	57.313
479	270799900	Other Aromatic Rubber	46	342
480	270810000	Pitch	504.468	153.410
481	271000290	Other Motor Spirit	1.457.014.540	829.832.193
482	271000300	Kerosene, Other Than Kerosene Jet Fuel Type	840.849.879	466.678.770
483	271000500	White Spirit	155.130	108.386
484	271000600	Distillate Fuel Oils	4.005.115.369	2.016.569.336
485	271000700	Residual Fuel Oils	80.685.054	27.082.819
486	271000910	Lubricating Oil Without Additive	11.969.114	13.333.701
487	271000930	Solid & Semi Solid Lubricant Pre - Paration	1.163.354	2.056.235
488	271000950	Transformer Oil	755.999	772.724
489	271000960	Propylene Tetramer	448.000	389.517
490	271000990	Other Petroleum Oil	90.907.251	15.856.141
491	271113000	Liquefied Butanes	12.841	17.280
492	271114000	Liquefied Ethylene, Propylene, Butylene And Butadiene	1.818	7.502
493	271210000	Petroleum Jelly	181.231	175.827
494	271220000	Paraffin Wax Containing By Weight Less Than 0.75 % Of Oil	505	1.108
495	271290100	Paraffin Wax	1.429.160	858.606
496	271290900	Other Petroleum Jelly	335.704	417.078
497	271311000	Petroleum Coke Not Calcined	3.243.365	204.332
498	271312000	Petroleum Coke Calcined	163.240	77.618
499	271390000	Other Residues Of Petroleum Oils / Oils Obtained From Bituminous Min.	41.140	60.093
500	271410000	Bituminous/Oil Shale And Tar Sands	2.000	1.364
501	271490000	Other Natural Bitumen & Asphalt	118.947	47.472
502	271500000	Bituminous Mixtures	3.355	2.879
503	280110000	Chlorine	71.385	65.783
504	280120000	Iodine	163	2.202
505	280130000	Fluorine; Bromine	94	1.922
506	280200000	Sulphur, Sublimed Or Precipitated; Colloidal Sulphur	35.358.073	2.921.933
507	280300110	Acetylene Black	450.000	1.095.750
508	280300190	Other Carbon Black	1.442.555	743.584
509	280300900	Other Carbon	473.967	568.112
510	280421000	Argon	20.079	16.577
511	280429000	Other Rare Gases	16.262	122.699
512	280430000	Nitrogen	1.921	77.122
513	280440000	Oxygen	530	6.428
514	280461000	Silicon Containing By Wt > 99.99 % Of Silicon	2.426	27.683
515	280469000	Silicon Containing By Wt Lte. 99.99 % Of Silicon	366.105	382.657
516	280470000	Phosphorus	124.836	524.448
517	280480000	Arsenic	97.000	73.975
518	280490000	Selenium	950	102.619
519	280511000	Sodium	399	658
520	280519000	Other Alkali Metals	793.448	257.452
521	280521000	Calcium	328.170	76.471
522	280540000	Mercury	1.997	44.792
523	280610000	Hydrogen Chloride (Hydrochloric Acid)	504	3.217
524	280700000	Sulphuric Acid; Oleum.	34.040	89.278
525	280800000	Nitric Acid; Sulphonic Acids.	2.751.369	832.296
526	280920100	Meta, Ortho & Pyro Phosphoric Acids	38.214.476	19.047.878
527	280920900	Other Phosphoric Acid	27.167	39.383

No.	HS	Jenis Barang	Volume (Kg)	Nilai (US\$)
528	28100000	Oxides Of Boron; Boric Acids.	801.657	299.473
529	281111000	Hydrogen Fluoride (Hydrofluoric Acid)	262.489	158.636
530	281119000	Other Inorganic Acids	126	1.919
531	281121000	Carbon Dioxide	392	2.072
532	281122100	Silica Powder Precipitated Dehy - Drated	870.599	1.785.255
533	281122900	Other Silicon Dioxide	919.072	879.453
534	281123000	Sulphur Dioxide	37.191	31.972
535	281129000	Other In Organic Oxygen	295.543	407.883
536	281210000	Chlorides And Chloride Oxides	16.000	14.400
537	281290000	Other Halide Oxide Of Non Metal	12.929	19.504
538	281410000	Anhydrous Ammonia	24.999.046	6.604.751
539	281511000	Sodium Hydroxide Solid	890.620	262.969
540	281512000	Sodium Hydroxide In Aqueous Solution	375	335
541	281520000	Potassium Hydroxide (Caustic Potash)	4.337.401	2.667.478
542	281530000	Peroxides Of Sodium Or Potassium	18.148	12.540
543	281610000	Hydroxide And Peroxide Of Magnesium	348.296	115.700
544	281700100	Zinc Oxide	304.596	276.721
545	281700200	Zinc Peroxide	3.000	2.700
546	281810000	Artificial Corundum	345.739	228.190
547	281820000	Other Aluminium Oxide	2.464.239	4.715.203
548	281830000	Aluminium Hydroxide	25.711.625	7.499.389
549	281990000	Other Chromium Oxides And Hidroxids	12.474	34.669
550	282010000	Manganese Dioxide	1.219.802	2.034.677
551	282090000	Other Manganese Oxides	22.008	30.095
552	282110100	Iron Oxides	2.290.629	1.515.749
553	282120000	Earth Colours Containing >= 70% Of Fe2O3	80.595	24.179
554	282200900	Cobalt Hydroxides And Other	16.447	59.288
555	282300000	Titanium Oxides	2.198.968	3.290.388
556	282410000	Lead Monoxide (Litharge, Massicot)	230.580	293.713
557	282420000	Red Lead And Orange Lead	64	2.315
558	282490000	Other Lead Oxides	33	28
559	282520000	Lithium Oxide And Hydroxide	589	845
560	282550000	Copper Oxides And Hydroxides	2	307
561	282580000	Antimony Oxides	31.829	114.929
562	282590000	Other Hidrazine And Hydroxylamine	14.041	19.589
563	282611000	Flourides Of Ammonium Or Of Sodium	196.888	162.966
564	282619000	Other Flourides	1.006.517	83.965
565	282620000	Fluorosilicates Of Sodium Or Of Potasium	40.006	18.572
566	282630000	Sodium Hexafluoroaluminate (Syntetic Cryolite)	4	907
567	282690000	Other Complex Flouride Salt	463.075	877.762
568	282710000	Ammonium Chloride	1.025.565	256.740
569	282720000	Calcium Chloride	1.797.753	463.132
570	282731000	Other Chlorides Of Magnesium	97.592	23.594
571	282732000	Other Chlorides Of Aluminium	568.600	241.750
572	282733000	Other Chlorides Of Iron	252.954	82.280
573	282734000	Other Chlorides Of Cobalt	1.854	17.811
574	282735000	Other Chlorides Of Nickel	6.382	17.804
575	282736000	Other Chlorides Of Zinc	105.161	85.179
576	282739000	Other Chlorides, Chloride Oxides	216.033	98.188
577	282741000	Chloride Oxides&Chloride Hydroxidesof Copper	4	35
578	282749000	Chloride Oxides&Chloride Hydroxidesof Other Metal	157.726	153.702
579	282751000	Bromides Of Sodium Or Of Potassium	93.245	140.372
580	282759000	Other Bromide Oxides	3.619	29.728
581	282760000	Iodides And Iodide Oxides	1.637	11.416
582	282810000	Commercial Calcium Hypochlorite And Other Calcium Hypochlorites	126.998	135.550
583	282890310	Hypochlorites Of Sodium	66	723
584	282890900	Other Hypochlorites	379.908	215.454
585	282919000	Other Chlorates Compounds	2.196.501	1.229.720
586	282990000	Other Chlorates And Perchlorates	214.000	157.496

No.	HS	Jenis Barang	Volume (Kg)	Nilai (US\$)
587	283010000	Sodium Sulphides	1.070.001	224.795
588	283020000	Zinc Sulphide	17.188	70.710
589	283090000	Other Sulphides Polysulphides	678	3.901
590	283110000	Dithionites & Sulpoxylates Of Sodium	212.714	138.279
591	283210000	Sodium Sulphites	1.756.172	430.117
592	283220000	Other Sulphites	2.579.931	600.638
593	283230000	Thiosulphates	222.049	52.452
594	283311000	Disodium Sulphate	42.600.123	4.403.827
595	283319000	Other Sodium Sulphates	50.933	22.476
596	283321000	Other Sulphates Of Magnesium	2.120.159	256.245
597	283322000	Other Sulphates Of Aluminium	130.543	16.292
598	283323100	Basic Chromium Sulphate	460.000	409.000
599	283324000	Other Sulphates Of Nickel	3.270	14.173
600	283325000	Other Sulphates Of Copper	617.333	637.236
601	283326000	Other Sulphates Of Zinc	225.021	74.514
602	283327000	Other Sulphates Of Barium	329.622	262.684
603	283329000	Other Sulphates Compounds	245.248	135.331
604	283340000	Peroxosulphates (Persulphates)	5.807	12.990
605	283410000	Nitrites	90.114	56.200
606	283421000	Nitrates Of Potassium	342.211	140.352
607	283429000	Other Nitrites, Nitrates	691.254	209.701
608	283522000	Phosphates Of Mono-Or Disodium	319.012	349.496
609	283523000	Phosphates Of Trisodium	477.619	295.965
610	283524000	Phosphates Of Potassium	137.906	181.822
611	283525000	Calcium Hydrogenorthophosphate ("Dicalcium Phosphate")	12.602.560	3.226.045
612	283526000	Other Phosphates Of Calcium	11.216.373	3.885.237
613	283529000	Phosphates Of Other Compounds	226.245	138.344
614	283531000	Sodium Triphosphate (Sodium Tripolyphosphate)	1.436.374	1.099.936
615	283539100	Sodium Hexametaphosphates	263.822	216.879
616	283539200	Tetrasodium Pyrophosphates	89.135	87.860
617	283539900	Other Polyphosphates	536.909	526.714
618	283610000	Commercial Ammonium Carbonate And Other Ammonium Carbonates	1.254.130	160.200
619	283620000	Disodium Carbonate	210.389.821	42.024.695
620	283630000	Sodium Hydrogencarbonate (Sodium Bicarbonate)	13.002.089	2.423.926
621	283640000	Potassium Carbonates	743.003	368.207
622	283650100	Food & Pharmaceutical Grade Of Calcium Carbonate	4.236.626	1.366.196
623	283650900	Other Calcium Carbonate	2.340.150	403.291
624	283660000	Barium Carbonate	1.018.138	222.204
625	283691000	Lithium Carbonates	56.055	199.323
626	283692000	Strontium Carbonate	346.497	147.182
627	283699000	Other Carbonates	1.893.186	3.117.027
628	283711000	Cyanides & Cyanide Oxides Of Sodium	613.964	659.534
629	283719000	Other Cyanides Compounds	48	4.516
630	283720000	Complex Cyanides	40	254
631	283800000	Fulminates, Cyanates And Thiocyanat	151.020	189.194
632	283911000	Sodium Metasilicate	360.221	94.360
633	283919100	Sodium Silicate	3.607.379	999.798
634	283919900	Other Sodium Silicates	219.949	142.318
635	283990000	Other Silicates	829.951	328.258
636	284019000	Other Disodium Tetraborates	3.768.298	1.391.189
637	284020000	Other Borates	235.200	80.084
638	284110000	Aluminates	611	441
639	284120000	Chromates Of Zinc Or Of Lead	126	663
640	284130000	Sodium Dichromate	60.000	51.200
641	284150000	Other Chromates And Dichromates; Peroxochromates	13.486	41.303
642	284161000	Potassium Permanganate	75	481
643	284170000	Molybdates	254	2.800
644	284190000	Other Salts Of Oxometalic	12.516	41.086
645	284210000	Double Or Complex Silicates	97.600	128.329

No.	HS	Jenis Barang	Volume (Kg)	Nilai (US\$)
646	284290000	Other Salt Of In Organic Acids	60.127	32.310
647	284321000	Silver Nitrate	25	3.496
648	284329000	Other Silver Compounds	86	11.313
649	284330000	Gold Compounds	324	5.013
650	284590000	Other Isotopes	24.083	185.957
651	284610000	Cerium Compounds	160.000	330.384
652	284690000	Other Compound Of Inorganic Or Organic Rare Metal	53.614	33.299
653	284700100	Liquid Hydrogen Peroxide	639.583	218.463
654	284700200	Solidified Hydrogen Peroxide	165.400	81.558
655	284910000	Carbides Of Calcium	1.948.700	669.407
656	284920000	Carbides Of Silicon	216.151	313.125
657	284990000	Other Carbides, Shether Or Not Chemically Defined	387	1.950
658	285000000	Hydrides,Nitrides,Azides,Silicides & Borides,Whether/Not Chem.Difined	40	8.400
659	285100100	Liquid Air And Compressed Air	2.680	2.000
660	285100900	Other Inorganic Compounds	85.646	91.016
661	290110000	Acyclic Hydrocarbons Saturated	313.101	643.194
662	290122000	Unsaturated Propene (Propylene)	29.398.989	30.353.731
663	290123000	Unsaturated Butene (Butylene) And Isomers There Of	1.800.573	1.111.743
664	290129900	Other Acyclic Hydrocarbons	91.944	139.216
665	290211000	Cyclohexane	15.029	26.654
666	290219000	Other Cyclohexane	30.243	313.983
667	290220000	Benzene	4.895	7.886
668	290230000	Toluene	3.411.412	2.491.192
669	290241000	O-Xylene	18.835.172	15.713.743
670	290242000	M-Xylene	34	1.672
671	290243000	P-Xylene	33	1.566
672	290244000	Mixed Xylene Isomers	775.862	519.999
673	290250000	Styrene	329.680	377.828
674	290260000	Ethylbenzene	351.221	1.189.457
675	290270000	Cumene	1	188
676	290290100	Alkyl Benzene	410.156	475.244
677	290290900	Other Alkyl Benzene	661.483	1.513.789
678	290311000	Chloromethane (Methyl Chloride) And Chloroethana ( Ethyl Chloride)	78.000	57.038
679	290312000	Dichloromethane (Methylene Chloride)	742.534	592.849
680	290319900	Other Saturated Chlorinated	7.500	28.988
681	290321000	Vinyl Chloride (Chloroethylene)	25.357.009	17.324.588
682	290322000	Trichloroethylene	312.472	262.335
683	290323000	Tetrachloroethylene (Perchloro-Ethylene)	159.875	118.779
684	290330000	Fluorinated, Brominated / Iodinatedderivatives Of Acyclic Hydrocarbon	9.840	16.728
685	290349000	Other Perhalogenated Derivatives With Other Flourine & Chlorine	139.408	139.741
686	290369000	Other Halogenated Derivatives Of Aromatic Hydrocarbons	20.102	25.755
687	290410000	Derivatives Containing Only Sulpho Groups, Their Salts & Ethyl Esters	1.421.156	1.408.968
688	290420000	Derivatives Containing Only Nitro Or Only Nitroso Groups	26.000	100.100
689	290511000	Methanol (Methyl Alcohol)	2.034.235	599.410
690	290512000	Propan-1-Ol (Propyl Alcohol) And Propan-2-Ol(Isopropyl Alcohol)	164.575	90.588
691	290513000	Butan-1-Ol (N-Butyl Alcohol)	1.125	3.961
692	290515000	Pentanol And Isomers Thereof	101	429
693	290516000	Octanol (Octyl Alcohol) And Isomersthereof	51	621
694	290517000	Dodecan-1-Ol , Hexadecan-1-0l And Octadecan-1-0l	149.429	238.829
695	290519100	2 Ethyl Hexanol	1.096.372	1.152.047
696	290522000	Acyclic Terpene Alcohols	554.454	3.234.396
697	290529000	Oth Unsaturated Monohydric Alcohols	7.624	189.071
698	290531000	Ethylene Glycol (Ethanediol)	189.947	126.142
699	290532000	Propylene Glycol (Propane-1,2-Diol)	5.176.111	8.068.672
700	290539000	Other Diols	249.338	1.724.887
701	290541000	2-Ethyl-2-Propane-1,3-Diol	21.300	44.220
702	290542000	Pentaerythritol	2.053.793	2.361.853
703	290543000	Mannitol	31.958	217.341
704	290544000	D-Glucitol (Sorbitol)	1.621.572	701.178



No.	HS	Jenis Barang	Volume (Kg)	Nilai (US\$)
705	290545000	Glycerol	120.940	176.132
706	290549000	Other Polyhydric Alcohols	903	7.122
707	290611000	Menthol	16.379	245.332
708	290612000	Cyclohexanol, Methylcyclohexanols Dimethylcyclohexanols	3.020	2.160
709	290613000	Sterols And Inositols	12.123	366.281
710	290614000	Terpineols	18.756	46.925
711	290619000	Other Cyclanic,Cyclenic	44.865	885.063
712	290621000	Benzyl Alcohol	608.591	1.689.782
713	290629000	Other Aromatic	162.466	1.866.054
714	290711000	Phenol (Hydroxybenzene) & Its Salts	4.127.693	4.854.446
715	290712000	Cresols And Their Salts	10.708	87.694
716	290713000	Octylphenol, Nonylphenol And Their Isomers	622	2.757
717	290719000	Other Monophenols	118.196	390.766
718	290722000	Hydroquinone (Quinol) And Its Salts	8.305	79.597
719	290723000	4,4'-Isopropylidenediphenol And Its Salts	156.500	248.125
720	290729000	Other Polyphenols	21.168	228.073
721	290820000	Deravitives Containing Only Sulpho Groups, Their Salts And Esters	984	1.205
722	290919000	Other Acyclic Ethers And Their Halogenated	160.254	246.392
723	290920000	Cyclanic, Cyclenic Or Cycloterpenicethers & Their Halogenated,Nitrate	1.538	10.000
724	290930000	Aromatic Ethers &Their Halogenated Sulphonated,Nitrated/Nitrosated Dv	48.820	254.613
725	290941000	2,2'-Oxydiethanol (Diethylene Glycol, Digol)	15.950	10.824
726	290943000	Monobutyl Ethers Of Ethylene Glycolor Of Diethylene Glycol	110.515	167.668
727	290944000	Other Monoalkylethers Of Ethylene Glycol / Of Diethylene Glycol	12.188	19.560
728	290949000	Oth Ether Alcohol&Their Halogenated	194.173	309.571
729	290950000	Ether-Phenols, Ether-Alcohol-Phenolsulphonated/Nitrosated Derivatives	98.875	2.025.428
730	290960000	Alcohol,Ether,Ketone Peroxides, Andsulphonated/Nitrosated Derivatives	54.571	115.020
731	291020000	Methyloxirane (Propylene Oxide)	2.573	6.611
732	291030000	1-Chloro-2,3-Epoxypropane (Epichlorohydrin)	90.072	148.704
733	291090000	Other Epoxides & Their Halogenated	6	20
734	291100000	Acetals And Hemiacetals, Whether Ornot With Oth Oxygen,& Their Halogn	1	42
735	291219000	Other Acyclic Aldehydes	137.119	478.931
736	291221000	Benzaldehyde	2.715	6.672
737	291229000	Other Cyclic Aldehydes	463.800	2.596.247
738	291230000	Aldehyde-Alcohols	36.819	178.655
739	291241000	Vanillin (4-Hydroxy-3-Methoxybenzaldehyde)	8.655	134.265
740	291242000	Ethylvanillin (3-Ethoxy-4-Hydroxy- Benzaldehyde)	2.400	37.200
741	291249000	Other Aldehyde Ether	10.000	25.900
742	291260000	Paraformaldehyde	759.738	468.516
743	291300000	Halogenated, Sulphonated, Nitrated Derivatives Of Prod.Of Head. 29.12	1	14
744	291411000	Acetone	241	1.540
745	291412000	Butanone (Methyl Ethyl Ketone)	50.160	52.940
746	291419000	Other Acyclic Ketones	21.298	120.956
747	291421000	Camphor	25.000	21.250
748	291422000	Cyclohexanone And Methylcyclohexanones	61.010	100.067
749	291423000	Ionones And Methylionones	78.206	1.040.990
750	291429000	Other Cyclanic Without Oth Oxygen	268.468	1.647.233
751	291439000	Other Aromatic Ketone Without Other Oxygen Function	1.456	29.011
752	291440000	Ketone-Alcohols And Ketone-Aldehyde	62.406	83.048
753	291450000	Ketone-Phenols And Ketones With Othoxygen Function	18.723	487.477
754	291469000	Other Quinones	27.220	134.962
755	291470000	Halogenated, Sulphonated, Nitrated Or Nitrosated Derivatives	1	28
756	291511000	Formic Acid	320.896	218.457
757	291512000	Salts Of Formic Acid	1.266.625	350.073
758	291513000	Esters Of Formic Acid	1	6
759	291521000	Acetic Acid	428.627	455.168
760	291522000	Sodium Acetate	49.423	50.343
761	291523000	Cobalt Acetates	49	92
762	291529000	Other Acetic Acid And Their Salt	59	716
763	291531000	Ethyl Acetate	15.235	14.310

No.	HS	Jenis Barang	Volume (Kg)	Nilai (US\$)
764	291532000	Vinyl Acetate	240.240	232.863
765	291533000	N-Butyl Acetate	24	140
766	291535000	2-Ethoxyethyl Acetate	195.604	318.152
767	291539000	Other Esters Of Acetic Acid	1.639.393	3.363.992
768	291540000	Mono-, Di-Or Trichloroacetic Acids,Their Salt And Esters	121.339	72.748
769	291550000	Propionic Acids, Its Salts And Esters	282.519	466.751
770	291560000	Butyric Acids, Valeric Acids, Their Salts And Esters	53.026	184.795
771	291570100	Stearic Acid	307.247	274.210
772	291570900	Other Palmitic Acid	181.012	179.000
773	291590000	Other Saturated Acyclic Monocarboxylic Acids	844.363	898.662
774	291611000	Acrylic Acid And Its Salts	250.995	555.308
775	291612000	Esters Of Acrylic Acid	86.857	156.533
776	291613000	Methacrylic Acid And Its Salts	110.300	288.320
777	291614100	Methyl Methacrylate	112.998	209.482
778	291614900	Other Esters Of Methacrylic Acid	22.136	30.360
779	291615000	Oleic, Linoleic Or Linolenic Acids,Their Salts And Esters	3.810	6.468
780	291619000	Other Unsaturated Acyclic Monocar- Boxilic Acid	89.000	247.506
781	291620000	Cyclanic, Cyclenic Or Cycloterpenicmonocarboxilic Acids And Their Drv	21.567	5.300.638
782	291631000	Benzoic Acid, Its Salts And Esters	1.002.173	1.132.102
783	291632000	Benzoyl Peroxide And Benzoyl Chlor-Ide	123	807
784	291634000	Phenylacetic Acid And Its Salt	9.023	87.960
785	291639000	Other Aromatic Monocarboxilic Acids	3.301	27.810
786	291711000	Oxalic Acid, Its Salts And Esters	604.228	409.932
787	291712000	Adipic Acid, Its Salts And Esters	157.614	506.192
788	291713000	Azelaic Acid, Sebacic Acid, Their Salts And Esters	1.355	7.770
789	291714000	Maleic Anhydride	302.000	280.996
790	291719000	Other Acyclic Polycarboxylic Acids	821.093	877.337
791	291720000	Cyclanic, Cyclenic Or Cycloterpenicpolycarboxylic Acids,And Their Drv	91.815	158.352
792	291732000	Dioctyl Orthophthalates	272.063	141.465
793	291733000	Dinonyl Or Didecyl Orthophthalates	112.000	125.936
794	291734000	Other Esters Of Orthophthalic Acid	14.955	30.829
795	291735000	Phthalic Anhydride	3.038.500	2.429.973
796	291739000	Other Polycarboxylic Acids	286.425	442.033
797	291811000	Lactic Acid, Its Salts And Esters	103.694	208.300
798	291812000	Tartaric Acid	13.556	31.288
799	291813000	Salts And Esters Of Tartaric Acid	1.747	14.043
800	291814000	Citric Acid	944.499	603.312
801	291815900	Salts And Esters Of Citric Acid	485.951	543.291
802	291816000	Gluconic Acid, Its Salts And Esters	2.418	3.010
803	291819000	Other Carboxylic Acid With Alcohol Function	99.293	265.109
804	291821000	Salicylic Acid And Its Salts	143.137	470.216
805	291822000	O-Acetylsalicylic Acid,Its Salts And Esters	101.021	290.605
806	291823000	Other Esters Of Salicylic Acid And Their Salts	80.739	338.064
807	291829100	Alkyl Sulphonic Ester Of Phenol	3	422
808	291829900	Other Carboxylic Acid With Phenol Function	49.491	115.031
809	291830000	Carboxylic Acids With Aldehyde, Their Anhydrides & Their Derivativ	338.361	3.236.128
810	291890000	Other Carboxylic Acids	39.452	199.508
811	291900900	Other Phosporic Esters	77.000	433.282
812	292010000	Thiophosphoric Esters (Phosphoroth-Ioates) And Their Salts; Nitrosate	37.250	64.443
813	292090000	Other Esters Of In-Organic Acids	120.000	54.000
814	292111000	Methylamine, Di-Or Trimethylamine And Their Salts	394.173	598.682
815	292112000	Diethylamine And Its Salts	128.042	387.991
816	292119000	Other Acyclic Monoamines	2.613.800	5.529.580
817	292121000	Ethylenediamine And Its Salts	12.500	17.500
818	292122000	Hexamethylenediamine And Its Salts	140.000	101.127
819	292129000	Other Acyclic Polyamines	489.079	431.157
820	292130000	Cyclanic, Cyclenic Or Cycloterpenicmono Or Polyamines, And Their Drv.	1.307.537	2.389.597
821	292141000	Aniline And Its Salts	62.996	102.837
822	292142000	Aniline Derivatives And Their Salts	473	975

No.	HS	Jenis Barang	Volume (Kg)	Nilai (US\$)
823	292143000	Toluidines And Their Derivatives;Salts Thereof	600	6.000
824	292144000	Diphenylamine And Its Derivatives; Salts Thereof	1	62
825	292149000	Other Aromatic Monoamines	1.368	3.063
826	292151000	O-, M-, P-Phenylenediamine,Diamino-Toluenes And Their Drv.Salt Thereo	2	116
827	292159000	Other Aromatic Polyamines	104.585	289.121
828	292211000	Monoethanolamine And Its Salts	1	24
829	292212000	Diethanolamine And Its Salts	89.301	129.840
830	292213000	Triethanolamine And Its Salts	129.368	193.210
831	292219900	Other Amino Alcohols	16.560	73.517
832	292229000	Other Amino Naphtols	103	10.242
833	292230000	Amino-Aldehydes, Amino-Ketones Andamino Quinones; Salts Thereof	22.230	111.660
834	292241000	Lysine And Its Esters;Salts Thereof	1.749.202	5.203.871
835	292242100	Glutamic Acid	18	456
836	292242210	Msg (Mono Sodium Glutamate)	2.449.560	1.934.829
837	292242290	Other Salt Of Glutamic Acid	9.000	37.777
838	292249300	Ed N(Phosphonomethyl) Glycine Salt	19.002	78.752
839	292249900	Other Amino Acid And Their Esters	183.999	1.266.346
840	292250000	Amino-Alcohol-Fhenols, Amino-Acid-Phenols And Oth Amino-Compounds	547	39.983
841	292310000	Choline And Its Salts	1.297.706	1.398.040
842	292320000	Lecithins And Oth Phosphoaminolipid	1.553.925	1.947.482
843	292390000	Other Quanternary Ammonium Salts	209.276	180.185
844	292410190	Other Carbamates	7.650	18.743
845	292410900	Other Acyclic Amides	66.497	65.197
846	292421900	Other Ureines And Their Derivatives	110.187	303.727
847	292422000	2-Acetamidobenzoic Acid	118	15.321
848	292429100	Acetaminophen (Paracetamol) Salicyl Amide Ethoxybenzamide	295.803	658.629
849	292429200	Buthylphenylmethyl Carbamate (Bpmc)	299.743	800.800
850	292429900	Other Cyclic Amides	46.211	480.361
851	292511000	Saccharin And Its Salts	44.001	134.654
852	292519000	Other Imides And Their Derivatives	150	1.855
853	292520000	Imines And Their Derivatives; Saltsthereof	1.120	18.144
854	292620000	1-Cyanoguanidine (Dicyandiamide)	10.500	14.171
855	292690000	Other Nitril Function Compounds	134.022	2.444.117
856	292700100	Azodicarbonamide	216.000	336.960
857	292700900	Other Diazo,Azo- Or Azoxy-Compounds	90.466	117.793
858	292800000	Organic Derivatives Of Hidrazine Orof Hydroxylamine	39.001	429.055
859	292910000	Isocyanates	2.135.417	3.129.236
860	292990110	Sodium Cyclamate	500	3.174
861	292990900	Other Compound With Other Nitrogen Function	202.130	524.507
862	293010000	Dithiocarbonates (Xanthates)	14.470	315.801
863	293020000	Thiocarbamates And Dithiocarbamates	966.908	3.172.934
864	293030000	Thiuram Mono-,Di- Or Tetrasulphides	8.163	34.994
865	293040000	Methionine	6.050.294	12.379.612
866	293090000	Other Organo Sulphur Compound	108.804	1.183.042
867	293100910	Tetraethyl-Lead	12.500	53.473
868	293100990	Other Organo Inorganic Compounds	10.500	96.884
869	293211000	Tetrahydrofuran	7.494	21.002
870	293212000	2-Furaldehyde (Furfuraldehyde)	2	20
871	293219100	Carbofuran	7.161	1.579.439
872	293221000	Coumarin,Methylcoumarins And Ethyl-Coumarins	35.147	298.805
873	293229000	Other Lactones	56.447	673.581
874	293299000	Other Heterocyclic Compound With Oxygen Heteroatom Lactoca	152.036	972.441
875	293311000	Phenazone (Antipyrin) And Its Derivatives	3.001	36.347
876	293319100	Dipyrone ( Antalgin )	29.500	145.435
877	293319900	Oth Compounds Containing An Unfusedring	27.825	586.620
878	293321000	Hydantoin And Its Derivatives	1	41
879	293329000	Other Compounds Containing Unfused Imidazole Ring	26.393	201.659
880	293331000	Pyridine And Its Salts	885	525.793
881	293332000	Piperidine And Its Salts	1	31.171

No.	HS	Jenis Barang	Volume (Kg)	Nilai (US\$)
882	293339000	Other Compound Containing Unfused Pyridine Ring	80.231	872.351
883	293340000	Compounds Containing A Quinoline Orisoquinoline Ring-System; Not Fuse	50.436	569.825
884	293351000	Malonylurea (Barbituric Acid) And Its Derivatives; Salts Thereof	1	37
885	293359200	Diazinon	45.384	221.000
886	293359900	Other Compounds Containing Unfused Pyridine Ring	14.029	67.723
887	293361000	Melamine	3.255.741	3.046.855
888	293369000	Other Compound Containing Unfused Triazine Ring	275.541	535.217
889	293379000	Other Lactams	15.096	97.673
890	293390000	Other Heterocyclic Compound With Nitrogen Heteroatom	197.716	798.056
891	293410000	Compounds Containing An Unfused Thiazole Ring In The Structure	27.259	229.340
892	293420000	Compound Containing A Benzothiazolering System, Not Further Fused	174.734	579.550
893	293430000	Compound Containing A Phenothiazinering System, Not Further Fused	2	30
894	293490900	Other Heterocyclic Compounds	562.971	5.440.017
895	293500000	Sulphonamides	56.473	8.487.737
896	293621000	Vitamins A And Their Derivatives	2.341	64.482
897	293622000	Vitamins B1 And Its Derivatives	27.971	278.038
898	293623000	Vitamin B2 And Its Derivatives	50	3.600
899	293624000	D-Or DI-Pantothenic Acid (Vitamin B3 Or Vitamin B5) & Its Derivative	10.440	121.798
900	293625000	Vitamin B6 And Its Derivatives	13.424	92.168
901	293626000	Vitamin B12 And Derivatives	3.684	37.135
902	293627000	Vitamin C And Its Derivatives	34.576	195.901
903	293628000	Vitamin E And Its Derivatives	1.483	17.893
904	293629000	Other Vitamin And Their Derivatives	248.433	743.229
905	293690000	Oth, Including Natural Concentrates	410.202	1.485.376
906	293721000	Cortisone,Hydrocortisone,Prednisonand Prednisolone	3.080	1.451.116
907	293722000	Halogenated Derivatives Of Adrenal Cortical Hormones	605	89.186
908	293810000	Rutoside (Rutin) & Its Derivatives	50	19.333
909	293890000	Other Glycoside	76	18.281
910	293921000	Quinine And Its Salts	1	69
911	293930000	Caffeine And Its Salts	16.022	77.011
912	293941000	Ephedrine And Its Salts	2.400	93.564
913	293942000	Pseudoephedrine (Inn) And Its Salts	650	31.850
914	293949000	Other Ephedrines And Their Salts	50	2.500
915	293950000	Theophylline And Aminophylline And Their Derivatives; Salts Thereof	2.203	84.668
916	293990900	Other Vegetable Alkaloids	12	6.912
917	294000000	Sugars, Chemically Pure, Other Thansucrose,Etc;Sugar Ether &Their Sal	77.413	542.313
918	294110300	Amoxycillin Non Sterile	20.864	1.215.816
919	294110900	Other Penicillins	18.136	1.012.121
920	294120000	Streptomycin And Their Derivatives;Salts Thereof	722	19.080
921	294130000	Tetracycline And Their Derivatives;Salts Thereof	7.379	96.894
922	294140000	Chloramphenicol And Its Derivativessalts Thereof	8.966	377.980
923	294150000	Erythromycin And Its Derivatives; Salts Thereof	155	121.281
924	294190100	Rifampicin	325	19.825
925	294190200	Cephalospirin And Its Derivatives; Salts Thereof	978	71.889
926	294190900	Other Antibiotics	17.325	958.366
927	294200000	Other Organic Compounds.	26.700	333.902
928	300120000	Extracts Of Glands Or Other Organs Or Of Their Secretions	50	3.250
929	300210900	Other Antisera And Other Blood Fractions	2	524
930	300230000	Vaccines For Veterinary Medicine	47	2.501
931	300390929	Other Human Medicaments	12.509	45.684
932	300420200	Human Medicaments Containing Other Antibiotics In Measured Doses	3.766	537.609
933	300432000	Medicaments Containing Adrenal Cor Tex Hormones	21	7.522
934	300440100	Veterinary Medicaments Containing Alkaloids In Measured Doses	894	383.111
935	300440290	Other Alkaloid For Human Medicament For Retail Sale	50.628	5.162.381
936	300450000	Other Medicaments Containing Vit. Or Other Product Of Heading 2936	8.782	51.660
937	300490929	Other Human Medicaments Containing Sulphonamides	106.553	5.335.703
938	300510000	Adhesive Dressings And Other Articles Having An Adhesive Layer	42.514	536.228
939	300590000	Other Wadding, Gause, Bandages In Packed For Retail Sale	67.682	564.685
940	300610000	Sterile Surgical Catgut , Similar Sterile Suture Materials	7.100	43.311

No.	HS	Jenis Barang	Volume (Kg)	Nilai (US\$)
941	300630100	Reagents Of Microbial Origin Used For Veterinary Biological Diagnose	134	2.054
942	300630900	Other Opacifying Prep. For X-Ray	95	150
943	300640100	Dental Cements And Other Dental Fillings	3.066	2.876
944	300650000	First Aid Boxes And Kits	5	55
945	310100190	Oth. Animal Or Vegetable Fertilizer	379.143	88.257
946	310210000	Urea, Whether Or Not In Aqueous Solution	140.080	36.567
947	310221000	Ammonium Sulphate Fertilizer	98.544.280	13.399.871
948	310229000	Other Ammonium Sulphates	229	892
949	310230000	Ammonium Nitrate, Whether Or Not Inaqueous Solution	747.054	263.618
950	310250100	Sodium Nitrate Containing Lte. 16,3% By Weight Of Nitrogen	1.637.001	489.176
951	310260000	Double Salt And Mixtures Of Calciumnitrate And Ammonium Nitrate	984.000	209.400
952	310270100	Calcium Cyanamide Containing Lte. 25%By Weight Of Nitrogen	40.375	21.453
953	310290000	Other Mineral Or Chemical Fertilizer Nitrogeous	374.100	112.057
954	310310000	Superphosphates	17.357.391	3.073.780
955	310390000	Other Phosphatic Fertilizer	47.837.908	3.397.035
956	310420000	Potassium Chloride	256.006.882	53.803.661
957	310430000	Potassium Sulphate	231.187	83.936
958	310490000	Other Mineral Or Chemical Fertilizer Containing Potassic	8.458.354	2.862.657
959	310520000	Mineral Or Chemical Fert.Containingnitrogen, Phosphorus And Potassium	12.249.474	3.271.292
960	310530000	Diammonium Hydrogenorthophosphate ( Diammonium Phosphate )	10.121.561	3.074.474
961	310540000	Ammonium Dihydrogenorthophosphate And Mixtures Thereof	42.000	20.680
962	310551000	Oth Mineral Or Chemical Fertilizers Containing Nitrates And Phosphates	4.329.167	1.138.240
963	310559000	Oth Mineral Or Chemical Fertilizers Containing Nitrogen And Phosphor	126.608	161.309
964	310560000	Mineral Or Chemical Fertilisers Containing Phosphorus And Potassiu	30.000.000	6.760.000
965	320110000	Quebracho Extract	57.600	53.952
966	320120000	Wattle Extract	112.272	114.269
967	320190900	Oth Tanning Extracts Of Veg. Origin	300	7.362
968	320210000	Synthetic Organic Tanning Substance	412.047	450.918
969	320290000	Other Synthetic Organic Tanning Substances	283.865	189.764
970	320300000	Colouring Matter Of Vegetable Or Animal Origi	10.326	112.988
971	320411900	Other Disperse, Dyes And Preparat	157.694	413.213
972	320412000	Acid Dyes, Whether Or Not Premetallised	4.264	14.821
973	320413000	Basic Dyes And Preparations Based Thereon	3.665	8.986
974	320414000	Direct Dyes And Preparations Based Thereon	240.244	1.828.439
975	320415000	Vat Dyes And Preparations Based Thereon	16.396	10.447
976	320416000	Reactive Dyes And Preparation Basedthereon	66.906	77.047
977	320417100	Pasty Pigment Preparation In Water Medium	4.899	12.401
978	320417200	Synthetic Organic Pigment In Powder	536.437	2.052.612
979	320417910	Organic Pigment Preparation (Master Batch)	20.500	41.232
980	320417990	Other Organic Pigment Preparation	1.187.020	4.142.363
981	320419000	Other Synthetic Organic Colouring Method	65.884	360.272
982	320420000	Synthetic Organic Products Of A Kind Used As Fluorescent	432.569	2.487.553
983	320490000	Other Synthetic Organic Colouring Matter	150.306	418.521
984	320500000	Colour Lakes; Preparations Based Oncolour	7.107	76.129
985	320611100	Pigment Containing 80 %	5.027.086	9.436.531
986	320611200	Inorganic Pigment Preparations (Master-Batch)	3.941	49.688
987	320611900	Other Pigment And Preparations Base On Titanium Dioxide Cont >= 80%	321	1.070
988	320619100	Other Pigment And Preparations Base On Titanium Dioxide Cont Lt. 80%	29.669	43.387
989	320619200	Inorganic Pigment Preparations (Master-Batch)	1.338	4.890
990	320619900	Other Colouring Not Containing 80 %, Based On Titanium	22.925	158.352
991	320620100	Chrome Yellow And Chrome Green And Molybdate Red/Or.Base On Chrom.Com	459.077	1.058.142
992	320620990	Other Inorganic Pigment Preparation Based On Chromium Compounds	37.625	81.250
993	320641100	Ultramarin Inorganic Pigment Preparation	60.965	40.109
994	320641900	Other Ultramarin Inorganic Pigment Preparation	25.094	79.686
995	320642900	Other Inorganic Pigment Preparation	404.797	149.725
996	320643910	Hexacyan Oferrat Inorganic Pigment Preparation	1.236	16.866
997	320643990	Other Hexacyan Oferret Inorganic Pigment Preparation	125	533
998	320649100	Colouring Matter Inorganic Pigment Preparation	128.690	169.222
999	320649900	Other Colouring Matter Inorganic Pigment Preparation	132.958	400.656

No.	HS	Jenis Barang	Volume (Kg)	Nilai (US\$)
1000	320650100	Luminophores Inorganic Pigment Preparation	95.183	322.163
1001	320650900	Other Luminophores Inorganic Pigmentpreparation	146.875	624.157
1002	320710000	Prepared Pigments, Prepared Opacifiers, Prepared Colour And Sim.Prep	661.952	3.083.718
1003	320720000	Vitrifiable Enamels And Glazes, Engobes (Slips) And Similar Prep.	7.514.664	4.589.136
1004	320730000	Liquid Lustres And Similar Prep.	18.025	121.215
1005	320740000	Glass Frit And Other Glass, In The Form Of Powder, Granules Or Flakes	13.487.895	7.673.610
1006	320810110	Anti Fouling And Anti Corrosive Pa-Int For Ship Hull Base On Polyeste	2	104
1007	320810190	Other Paints And Enamels Based On Polyesters	217.084	863.696
1008	320810210	Enamels Varnish	294.965	1.268.204
1009	320810291	Varnish For Electric Equipment Based On Polyesters	2.222	5.146
1010	320810299	Other Varnish And Lacquers Based On Polyesters	69.417	246.763
1011	320820100	Paints And Enamels Based On Acrylic Or Vinyl Polymers	3.846	13.632
1012	320820210	Enamel Varnish Based On Acrilic	8.017	112.860
1013	320820299	Other Varnish And Lacquers Based On Acrylic Or Vinyl Polymer	201.374	1.088.348
1014	320820900	Other Paints And Varnishes Based Onacrylic	6.573	74.722
1015	320890191	Teflon For Protector	7.385	103.146
1016	320890199	Other Paints And Enamer Other Than Teflon	377.617	1.708.529
1017	320890210	Enamel Varnish Based On Other Polymer	138.218	376.401
1018	320890291	Other Paints And Varnishes For Electric Equip. Based On Syntheti	727	5.475
1019	320890299	Other Paints And Varnishes Based On Synthetic Polymer	354.445	1.103.957
1020	320890900	Other Paints And Varnishes Based Onother Polymer	48.395	230.187
1021	320910120	Anti Fouling/Corrosive Paint For Ship Hull Base On Acrylic,Dissolve	433.967	1.005.417
1022	320910290	Other Varnishes And Lacquers Based In Aqueous Medium	35.488	99.748
1023	320910900	Oth Paint And Varnish In Aqueous Medium Base On Acrylic Or Vinyl Poly	3.205	20.518
1024	320990100	Paints And Enamels Of Other Based	54.120	187.708
1025	320990210	Enamel Varnish Based On Other Polymer In Aqueous Medium	308.565	866.052
1026	320990290	Other Varnishes And Lacquers In Aqueous Medium	9.922	32.687
1027	320990900	Other Paints And Varnishes In Aqueous Medium	15.701	54.257
1028	321000190	Other Paints And Enamel For Finish-Ing Leather	19.651	46.032
1029	321000290	Other Varnishes And Lacquers For Finishing Leather	56.806	32.137
1030	321000910	Prepared Water Pigments Of A Kind Used For Finishing Leather	295.967	308.370
1031	321000990	Other Paints And Varnishes	661	1.612
1032	321100000	Prepared Driers.	71.735	111.047
1033	321210000	Stamping Foils	2.281	48.230
1034	321290100	Aluminium Paste	26.202	148.697
1035	321290300	Dyes Or Oth Colouring Matter Put Upin Forms Or Packing For Retail Sal	1.192	6.313
1036	321290900	Oth Pigments In Non Aqueous Medium	150.222	294.004
1037	321310000	Colours In Sets	18.891	11.406
1038	321390000	Other Artists' Colours	65.461	48.836
1039	321410000	Mastics; Painters' Fillings	38.815	110.320
1040	321490000	Other Painters Fillings	233.473	688.341
1041	321511000	Printing Ink In Black	55.544	181.622
1042	321519000	Printing Ink In Other Colour	171.962	550.328
1043	321590100	Writing, Drawing And Marking Ink	5.027	86.263
1044	321590200	Carbon Massa For One Time Carbon Paper	38.653	96.696
1045	321590900	Other Inks	159.078	180.211
1046	330112000	Essential Oils Of Orange	23.642	59.316
1047	330113000	Essential Oils Of Lemon	2.345	14.473
1048	330114000	Essential Oils Of Lime	1.362	22.943
1049	330119000	Essential Oils Of Other	376	414
1050	330123000	Essential Oils Of Lavender Or Of Lavandin	10.609	90.000
1051	330124000	Essential Oil Of Peppermint (Menthapiperita)	34.309	1.721.581
1052	330125000	Essential Oil Of Other Mints	69.908	564.018
1053	330129400	Essential Oils Of Patchouli	132.128	170.405
1054	330129910	Essential Oils Of Nutmegs	2.257	5.673
1055	330129990	Other Essential Oils	5.773	129.230
1056	330130000	Resinoids	11.495	224.445
1057	330190900	Other Kinds Of Essential Oil	1.412	21.803
1058	330210900	Other Compound Alcoholic Preparat. For Food	37.364	1.151.620

No.	HS	Jenis Barang	Volume (Kg)	Nilai (US\$)
1059	330290000	Mixtures Of Odoriferous Substances For Other Purposes	3.394.541	47.610.880
1060	330300000	Perfumes And Toilet Waters	28.495	39.869
1061	330410000	Lip Make-Up Preparations	9.240	34.728
1062	330420000	Eye Make-Up Preparations	12.144	761.953
1063	330430000	Manicure Or Pedicure Preparation	662	4.435
1064	330491900	Other Powder	12.930	5.689
1065	330499000	Other Beauty Or Make Up Preparation	491.324	2.410.005
1066	330510000	Shampoos	3.437.337	12.715.980
1067	330520000	Preparations For Permanent Waving Or Straightening	2.179	4.900
1068	330590000	Other Preparations, Used For Hair	455.253	1.446.796
1069	330610100	Tooth Paste	18.792	8.825
1070	330690000	Other Preparation For Oral Or Dental Hygienes	11	57
1071	330710000	Pre-Shave, Shaving Or After-Shave Preparations	8.026	8.307
1072	330720000	Personal Deodorants And Anti Perspirants	17.812	175.798
1073	330730000	Perfumed Bath Salts And Other Bath Preparations	164	251
1074	330741000	"Agarbatti" And Other Odoriferous Preparations	636.380	194.856
1075	330749000	Other Preparations For Perfuming	6.449	8.373
1076	330790000	Other Pre-Shaving	50.459	9.388
1077	340111110	Bath And Toilet Soap	659.391	406.608
1078	340111900	Oth Organic Surface-Active Productsfor Toilet Used	3	2
1079	340120000	Soap In Other Forms	1.136.791	887.127
1080	340211100	Sulphated Or Sulphonated Oils Or Fats	166.457	331.256
1081	340211900	Other Anionic Surface Active Agents	6.685	18.307
1082	340212000	Cationic Surface-Active Agents	539.635	733.116
1083	340213100	Fatty Alcohol Ethoxylate And Nonyl Alcohol Etoxylate	5.970.329	10.110.117
1084	340219000	Other Anionic	462.684	1.002.818
1085	340220100	Liquid Washing Preparations, Including Bleaching For Retail Sale	67.433	92.747
1086	340220210	Detergents, Liquid	20.187	25.341
1087	340290100	Surface Active Preparations	1.859.112	3.560.644
1088	340290200	Liquid Washing Preparations, Including Bleaching, Not For Retail Sale	118.205	166.946
1089	340290390	Oth Washing Preparations, Unliquid	131.498	155.482
1090	340311100	Lubricating Oil Preparations	752.945	619.263
1091	340311900	Oth Lubricating Prep. For Textile, Leather, Furskins	20.088	15.960
1092	340319000	Other Lubricating Prep. Contaning Petroleum Oils	12.419.401	22.230.403
1093	340391000	Prep. For The Treatment Of Textile Mat'L, Leather,Furskin Or Oth Mat'	267.925	429.823
1094	340399000	Other Lubricating Preparations	233.958	332.601
1095	340420000	Artificial Waxes Of Polyethylene Glycol	411.070	604.588
1096	340490900	Other Artificial Waxes	735.683	1.602.374
1097	340510000	Polishes, Creams And Similar Prep. For Footwear Or Leather	14.680	29.253
1098	340520000	Polish,Cream And Sim'R Prep.For Themaintenance Of Wood Furni'R Or Oth	3.426	7.391
1099	340530000	Polishes And Similar Preparations For Coachwork,Oth Than Metal Polis	116.823	48.742
1100	340540900	Other Scouring Pastes And Powders	114.573	298.328
1101	340590900	Other Polishes And Cream, Scouring Pastes And Powders And Similar Pre	29.448	25.545
1102	340600000	Candles, Tapers And The Like.	132.380	56.077
1103	340700000	Modelling Pastes, Including Those Put Up For Childrens Amusement	3.672	6.946
1104	350110000	Casein	364.585	2.173.110
1105	350190000	Other Caseinates	88.501	67.771
1106	350219000	Other Dried Albumins	90	194
1107	350300000	Gelatin (Including Gelatin In Rec Tangular And Derivatives	261.149	511.231
1108	350400000	Peptones And Their Derivatives	287.881	807.679
1109	350510000	Dextrins And Oth Modified Starches	45.827.823	17.723.702
1110	350520000	Glues Based On Starches Or On Dextrins	252.917	596.332
1111	350610000	Products Suitable For Use As Glues Or Adhesives	170.153	409.696
1112	350691900	Other Product Suitable As Adhesives	2.564.472	6.201.542
1113	350699000	Other Prepared Glues Or Adhesives	964.943	1.649.837
1114	350710000	Rennet And Concentrates Thereof	5	228
1115	350790000	Other Enzymes	357.922	2.183.033
1116	360200900	Other Prepared Explosives	5.863	194.893
1117	360300000	Safety Fuses; Detonating Fuses; Percussion Or Detonating Caps	31.266	471.946

No.	HS	Jenis Barang	Volume (Kg)	Nilai (US\$)
1118	360690900	Other Combustable Materials	1.500	6.708
1119	370130000	Other Plates And Film, With Any Side Exceed 255 Cm	10.377	114.612
1120	370191000	Other Plates And Film For Colour Photography (Polychrome)	702	3.836
1121	370199000	Other Photographic Plates And Film	1.206	976
1122	370244990	Oth Film Of A Length Lt. 120 M, 105 Lt.Width Lt. 610 Mm	6	144
1123	370293900	Other Film In Other Size, 16 Mm Lt. Width Lt. 35 Mm, Length Lte. 3	2	23
1124	370310910	Photographic Paper In Size Of Min. 1 M X 1000 Meter	63	72
1125	370320100	Photo Typesetting Paper	1.570	8.387
1126	370320910	Photographic Paper Of Paper And Paperboard	426	246
1127	370390910	Oth Photographic Paper Of Paper Andpaperboard	7	50
1128	370400100	Plates And Film, Exposed But Not Developed	17	655
1129	370710000	Sensitised Emulsion For Photographic Uses	6	44
1130	370790900	Other Chemical Preparations For Photographic Uses	202.887	508.994
1131	380110000	Artificial Graphite	3.482	16.701
1132	380120000	Colloidal Or Semi-Colloidal Graphit	1.258	20.622
1133	380130000	Carbonaceous Pastes For Electrodes And Sim'R Pastes For Furnace Linin	879.923	335.355
1134	380190000	Other Artificial Graphite	256.182	329.158
1135	380210000	Activated Carbon	605.052	768.068
1136	380290100	Activated Earth	28.512	25.785
1137	380290900	Animal Black Incl. Spent Animal Black	1.708.499	544.785
1138	380300000	Tall Oil, Whether Or Not Refined	122.400	132.097
1139	380400000	Residual Lyes From The Manufacture Of Wood	73.300	39.348
1140	380520000	Pine Oil	16.000	5.600
1141	380590000	Other Gum, Wood Or Sulphate Turpentine	134	320
1142	380610000	Rosin	12.096	75.366
1143	380620000	Salt Of Rosin Or Of Resin Acids	56	270
1144	380630900	Ester Gums In Other Form	103.425	197.302
1145	380690900	Other Ester Gums	116.538	115.260
1146	380700000	Wood Tar; Wood Tar Oils; Wood Creosote; Wood Naptha	179.810	89.339
1147	380810000	Insecticides	824.014	4.959.496
1148	380820900	Other Fungicides	1.347.242	6.006.623
1149	380830110	Herbicides Put Up For Retail Sale	520.040	1.136.206
1150	380830190	Herbicides Not For Retail Sale	2.137.975	5.223.086
1151	380830920	Plant Growth Regulators Of Triacontanol	34.200	650.484
1152	380830990	Other Herbicides, Anti Sprouting Prod. And Plant-Growth Regulators	163.779	205.278
1153	380840000	Disinfectants	10.662	27.246
1154	380890100	Rodenticides And Other Put Up For Retail Sale	1	36
1155	380890900	Rodenticides And Other Not For Retail Sale	2.585	43.715
1156	380910000	Finishing Agents With A Basis Of Amylaceous Substances	158	828
1157	380991000	Finishing Agent Of A Kind Used In The Textile Industry	483.722	538.671
1158	380992000	Finishing Agent Of A Kind Used In The Paper Industry	6.413.027	13.203.963
1159	380993000	Finishing Agent Of A Kind Used In The Leather Or Like Industries	318.122	550.657
1160	381010000	Pickling Preparation For Metal Surfaces	127.992	300.553
1161	381090000	Oth Pickling Preparation For Metal Surfaces	128.670	262.648
1162	381111900	Anti-Knock Prep. Based On Lead Compounds Not For Retail Sale	3.084	5.577
1163	381119000	Other Anti-Knock Based On Lead	161.957	412.185
1164	381121100	Additives For Lubricating Oils Put Up For Retail Sale	7.901	34.963
1165	381121900	Additives For Lubricating Oils Not For Retail Sale	10.752.536	19.835.398
1166	381129000	Other Anti-Knock Containing Petro Leum Oil	314.383	739.049
1167	381190910	Rust Preventor And Corrosion In - Hibitor Not For Retail Sale	54.196	63.490
1168	381190990	Other Anti Knock Preparation Not For Retail Sale	113.784	213.821
1169	381210900	Prepared Rubber Accelerator Not Forretail Sale	317.568	578.278
1170	381220000	Compound Plasticisers For Rubber Orplastics	3.704.418	2.603.116
1171	381230100	White Carbon	29.847	22.667
1172	381230900	Other Anti-Oxidising Preparation	3.002.714	4.035.709
1173	381300000	Prep.And Charges For Fire-Extingui-Sher;Charged Fire-Extinguish Grena	40.571	157.719
1174	381400000	Organic Composite Solvents And Thinners, Nes	1.364.488	2.573.491
1175	381511900	Other Supported Catalyst With Nickel	35.757	877.357
1176	381512000	Supported Catalysts With Precious Metal Or Precious Metal Compounds	26.954	79.513



No.	HS	Jenis Barang	Volume (Kg)	Nilai (US\$)
1177	381519900	Supported Catalyst With Precious Metal For Other Purpose	546.391	607.342
1178	381590000	Other Reaction Initiators	244.550	240.913
1179	381600000	Refractory Cement,Mortars,Concretesand Similar Compositions	2.653.208	2.065.694
1180	381710000	Mixed Alkylbenzenes	100.800	100.296
1181	381800000	Chemical Elements Doped For Use In Electronics	1.631	8.505
1182	381900000	Hydraulic Brake Fluid And Oth Prepared Liq. For Hydraulic Transmissio	30.800	113.782
1183	382000000	Anti-Freezing Prep. And Prepared Delicing Fluids	12.407	89.034
1184	382100000	Prepared Culture Media For Develop Ment Of Micriorganisms	42	4.489
1185	382200100	Plates, Sheets And Strip Other Articles Of Plastic Impregnated	119	732
1186	382200200	Paper, Paperboard, Cellulose Wadd Ing Of Cellulose Fibres Impregnated	38	1.738
1187	382200900	Other Diagnostic Or Laboratory Reagents	11.489	224.848
1188	382311000	Industrial Stearic Acid	692.665	376.721
1189	382313000	Tall Oil Fatty Acid	284.627	238.367
1190	382319900	Other Industrial Monocarboxylic Fatty Acids, Nes	285.867	525.647
1191	382370000	Industrial Fatty Alcohols	63.512	129.679
1192	382410000	Prepared Binders For Foundry Mould Or Cores	137.351	55.989
1193	382420000	Naphthenic Acids, Their Water-Insoluble Salts And Their Salts	310.970	578.455
1194	382440000	Prepared Additives For Cements, Mortars Or Concretes	992.006	499.511
1195	382471000	Mixtures Containing Acyclic Hydrocarbons Perhalogenated	129	112
1196	382479000	Other Mixtures Cont Perhalogenated Prepared Binders Not Contacyclic	10.426	77.839
1197	382490900	Other Prepared Binders Not Copying Pastes	6.650.972	14.527.045
1198	390110200	Polyethylene With A Specific Gravity Oflt. 0.94; Granules	55.333.467	40.744.913
1199	390110900	Polyethylene With A Specific Gravity Of Lt. 0.94; Other Form	3.616.602	4.147.369
1200	390120200	Polyethylene With A Specific Gravity Of >= 0.94; Granules	14.963.110	11.315.813
1201	390120900	Polyethylene With A Specific Gravity Of >= 0.94; Other Form	1.598.805	1.914.075
1202	390130110	Ethylene-Vinyl Acetate Copolymers, Dispersions Or Solutions	2.459.648	2.222.758
1203	390130200	Ethylene-Vinyl Acetate Copolymers, Granules	2.783.314	3.340.907
1204	390130900	Ethylene-Vinyl Acetate Copolymers, In Other Form	3.485.376	928.665
1205	390190110	Oth Polymers Of Ethylene,In Disper-Sions And Solutions	111.667	213.883
1206	390190200	Other Polymers Of Ethylene, In Granules	3.266.411	3.268.213
1207	390190900	Other Polymers Of Ethylene,In Otherforms	498.577	763.962
1208	390210100	Polypropylene Liquids Or Pastes	96.000	64.546
1209	390210200	Polypropylene In Granules	60.268.777	57.823.742
1210	390210900	Polypropylene In Other Forms	623.413	687.665
1211	390220190	Pollisobutylene In Oth Liquid Forms	33.932	138.924
1212	390220900	Pollisobutylene In Other Forms	27.035	101.411
1213	390230200	Propylene Copolymers In Granules	23.932.663	28.731.529
1214	390230900	Propylene Copolymers In Other Forms	787.564	988.477
1215	390290110	Oth Polymer Of Propylene In Disper-Sions Or Solutions	53.040	67.627
1216	390290900	Oth Polymer Of Propylene In Other Forms	299.426	515.975
1217	390311900	Polystyrene, Expansible In Other Forms	1.544	3.684
1218	390319190	Oth Polystyrene, High Impact, In Other Form	4.493.104	5.296.520
1219	390320100	Styrene-Acrylonitrile (San) Copoly Mers, Liquids Or Pastes	1.456.400	546.150
1220	390320900	Styrene-Acrylonitrile In Oth Forms	2.518.613	2.806.995
1221	390330200	Acrylonitrile-Butadiene-Styrene In Granules	1.858.998	2.077.924
1222	390330900	Acrylonitrile-Butadiene-Styrene In Other Forms	34.160	61.111
1223	390390100	Other Liquids Or Pastes Of Polymers Of Styrene	7.800	9.964
1224	390390900	Oth Polymers Of Styrene In Other Forms	32.366	81.312
1225	390410910	Pvc Resin Emulsion Process In Powder Form	276.677	347.451
1226	390410990	Other Polyvinyl Chloride	7.467.312	1.977.011
1227	390421100	Non Plasticised Of Other Polyvinyl Chloride Liquids Or Pastes	102.779	51.555
1228	390421900	Polyvinyl Chloride Non-Plasticised In Other Forms	40.015	55.666
1229	390422100	Plasticised Liquids Or Pastes Of Other Polyvinyl Chloride	169.040	235.205
1230	390422900	Polyvinyl Chloride Plasticised In Other Forms	339.639	203.946
1231	390430200	Vinyl Chloride-Vinyl Acetate Copolymers In Granules	166.760	137.204
1232	390440200	Other Vinyl Chloride Copolymers In Granules	36.421	21.980
1233	390450110	Vinylidene Chloride Polymer In Dis-Persions Or Solutions	170.460	129.203
1234	390450900	Vinylidene Chloride Polymers In Othforms	1.145.398	1.764.967
1235	390461110	Polytetrafluoroethylene In Dispersions Or Solutions	96.971	284.195
1236	390490900	Other Polymers Of Vinyl Chloride Inother Forms	122.611	771.429

No.	HS	Jenis Barang	Volume (Kg)	Nilai (US\$)
1237	390512000	Polyvinyl Acetate In Aqueous Disperions	358.991	354.290
1238	390519110	Polymer Of Vinyl Acetate In Disper-Sions Or Solutions	29.582	26.937
1239	390519900	Polymers Of Vinyl Acetate In Other Forms	101.518	673.613
1240	390521000	Vynyl Acetate Copolymers In Aqueous Dispersions	102	136
1241	390529190	Other Dispersion Or Solution Of Vy Nyl Acetate Copolymers	3.040	4.624
1242	390529900	Other Vinyl Acetate Copolymers	5.333	29.018
1243	390530110	Dispersions Or Solutions, Polyvinyl Alcohol Liquids Or Pastes	138.456	195.035
1244	390530900	Other Polyvinyl Alcohol	1.881.472	2.997.070
1245	390591110	Dispersions Or Solutions Copolymers Liquids Or Pastes	396.029	626.289
1246	390591900	Other Copolymers	78.826	472.500
1247	390599900	Other Polymers Of Vinyl	69.159	526.641
1248	390610200	Polymethyl Methacrylate In Granules	378.792	373.364
1249	390610900	Polymethyl Methacrylate In Oth Form	127.400	283.330
1250	390690100	Other Acrylic Polymes Liquids Or Pastes	613.956	1.223.390
1251	390690900	Oth Acrylic Polymer In Other Forms	1.539.028	4.090.878
1252	390710190	Polyacetals In Other Liquid Forms	8.232	10.944
1253	390710200	Polyacetals In Granules	197.611	415.270
1254	390710900	Polyacetals In Other Forms	50.817	140.072
1255	390720110	Other Polyethers In Dispersions Or Solutions	103.255	224.916
1256	390720191	Polyol	506.502	754.069
1257	390720900	Other Polyether In Other Forms	7.186	31.140
1258	390730110	Epoxide Resin In Dispersions Or Solutions	557.585	1.363.418
1259	390730200	Epoxide Resins In Granules	105.719	264.531
1260	390730900	Epoxide Resins In Other Forms	217.149	556.265
1261	390740200	Polycarbonates In Granules	946.429	2.812.456
1262	390750100	Alkyd Resins Liquids Or Pastes	109.126	162.323
1263	390750900	Alkyd Resins In Other Forms	42.098	120.175
1264	390760300	Polyethylene Terephthalate In Chips	16.414.441	21.500.353
1265	390791110	Other Polyesters, Unsaturated, In Dispersions Or Solutions	921.863	475.750
1266	390791190	Other Polyesters, Unsaturated, In Other Liquid Form	353	626
1267	390791900	Other Polyesters, Unsaturated, In Other Forms	614.560	655.083
1268	390799110	Other Polyesters In Dispersions Orsolutions	24.156	65.671
1269	390799200	Other Polyesters In Granules	1.815.293	2.104.630
1270	390799900	Other Polyesters In Other Forms	82.214	71.041
1271	390810190	Polyamides In Primary Form In Otherliquid Forms	96.017	221.563
1272	390810200	Polyamides In Primary Forms In Gra-Nules	334.955	588.387
1273	390810900	Polyamides In Primary Form In Otherforms	48.066	161.155
1274	390890190	Other Polyamides In Other Liquid Forms	156.020	395.618
1275	390890300	Other Polyamides In Chips	26.080	49.890
1276	390890900	Other Polyamides In Other Forms	415.035	817.926
1277	390910110	Urea Resins In Dispersions Or Solutions	161.214	224.393
1278	390920000	Melamine Resins	200.019	453.648
1279	390930000	Other Amino-Resins	3.561	18.062
1280	390940900	Phenolic Resins In Other Forms	1.197.387	1.508.095
1281	390950000	Polyurethanes	232.783	753.720
1282	391000110	Silicones In Primary Forms In Dispersions Or Solutions	139.165	425.290
1283	391000190	Silicones In Primary Forms In Otherliquid Forms	210.886	762.445
1284	391000900	Silicones In Primary Forms In Otherforms	33.617	137.118
1285	391110190	Petroleum Resins Other Liquid Forms	138.260	155.127
1286	391110900	Petroleum Resins In Other Forms	4.993.074	6.207.242
1287	391190110	Oth Petroleum Resins In Dispersionsor Solutions	242.040	361.005
1288	391190900	Oth Petroleum Resins In Other Forms	251.051	323.589
1289	391211000	Non-Plasticised Of Cellulose Acetates	145	2.139
1290	391231000	Carboxymethylcellulose And Its Salt	975.907	2.948.224
1291	391239000	Other Esthers Cellulose	455.452	1.918.845
1292	391290900	Other Cellulose And Its Derivates In Other Forms	90.870	212.067
1293	391390000	Other Natural Polymers, In Primary Forms, Nes	18.664	192.266
1294	391400000	Ion-Exchangers Based On Polymers Ofheadings No. 39.01 To 39.13	1.420.072	3.040.127
1295	391590900	Waste And A Scrap, Of Plastics, Of Other Polymer Compound	22.802	4.552

No.	HS	Jenis Barang	Volume (Kg)	Nilai (US\$)
1296	391610100	Joint/Case,Protector,Liner,Button Casing Of Polymerethylene	4.440	1.136
1297	391610900	Other Monofilament Of Polymer Ethylene	1.662	923
1298	391620900	Other Monofilament Of Vinyl Chloride	8.457	45.303
1299	391690190	Other Monofilament Of Vulcanized Fiber	15	111
1300	391690200	Monofilament Of Hardened Proteins	420	2.231
1301	391690910	Joint/Case,Protector,Liner,Button Casing For Other Monofilament	940	4.559
1302	391690990	Other Monofilament	234	3.311
1303	391710910	Noyax-Sausage Casing	3.181	6.879
1304	391721000	Tubes, Pipes And Hoses, Rigid Of Polymers Of Ethylene	4.443	92.229
1305	391722000	Tubes, Pipes And Hoses, Rigid Of Polymers Of Propylene	4.368	8.212
1306	391723000	Tubes, Pipes And Hoses, Rigid Of Polymers Of Vinyl Chloride	165.981	40.166
1307	391729000	Tubes, Pipes And Hoses, Rigid Of Other Plastics	33.985	51.645
1308	391731000	Flexible Tubes,Pipe And Hose,Havinga Min. Burst Pressure Of 27.6 Mpa	563.531	187.007
1309	391732000	Other Tubes, Not Reinforced Withoutfittings	131.481	64.195
1310	391733000	Other Tubes, Not Reinforced With Fittings	31.342	24.786
1311	391739000	Other Tubes, Pipes And Hoses	87.989	107.411
1312	391740000	Fittings	30.588	107.476
1313	391810000	Floor Coverings Of Plastic Of Polymers Of Vinyl Chloride	3.410.811	1.108.264
1314	391890100	Floor Covering Of Polyethylene	2.813.317	952.631
1315	391890900	Floor Covering Of Other Plastic	16.971	35.591
1316	391910100	Self-Adhesive Plate, Sheet, Film In Rolls Of Polyethylene	43.612	208.640
1317	391910900	Self-Adhesive Plate, Sheet, Film In Rolls	1.771.538	6.332.244
1318	391990000	Self Adhesive Plate, Sheets, Film Of Plastics In Other Size	475.677	1.443.235
1319	392010900	Other Form Of Polymers Of Ethylene	1.961.124	3.608.890
1320	392020900	Other Form Of Polymers Of Propylene	9.223.749	10.872.752
1321	392030000	Plates, Sheets, Film Of Polymers Of Styrene	4.652	8.171
1322	392042900	Other Form Of Polymers Of Vinyl Chloride, Flexible	3.059.919	5.968.251
1323	392051000	Plates, Sheets, Film Of Polymethyl Methacrylate	1	1
1324	392059000	Other Plates, Sheets, Film Of Acry Licopolymers	19.186	65.212
1325	392061000	Other Plates,Sheets And Film Of Polycarbonates	84	636
1326	392062900	Other Of Polyethylene Terephthlate	62.004	196.103
1327	392063000	Other Plates, Sheets And Film Ofunsaturated Polyesters	42.285	37.624
1328	392069900	Other Tensilized Polyester Film	1.906.505	6.513.078
1329	392071210	Viscose Tear Off Ribbon	4.615	37.145
1330	392071900	Other Plates,Sheets And Film Of Regenerated Cellulose, In Other Form	79	1.085
1331	392091200	Polyvinylbutyral Film Of A Kind Used For Safety Glass	32.127	175.532
1332	392091900	Other Form Of Polyvinyl Butyral	9.083	65.465
1333	392092000	Other Plates, Sheets And Film Of Polyamides	65.067	235.663
1334	392093000	Other Plates, Sheets And Film Of Amino-Resins	1	6
1335	392094100	Phenol Formaldehyde (Bakelite Sheet)	3.437	18.040
1336	392094900	Other Phenolic Resin	22.000	14.300
1337	392099100	Corrugated Sheets And Plates Of Other Plastics	613	6.302
1338	392099910	Fluorocarbon Plastic Sheet/Teflon	38.907	227.501
1339	392099990	Other Plates, Sheet & Film Of Other Plastics	34.733	51.018
1340	392111000	Other Plates, Sheets, Film Of Polymers Of Styrene	18.326	26.365
1341	392112000	Other Plates, Sheets, Film Of Polymers Of Vinyl Chloride	146.867	514.384
1342	392113000	Other Plates, Sheets, Film Of Poly-Urethanes	143.014	747.433
1343	392114000	Other Plates, Sheets, Film Of Regenerated Cellulose	87.829	116.001
1344	392119000	Other Plates, Sheets, Film Of Otherplastics	115.206	283.678
1345	392190900	Other Form Of Amino Resin	927.636	1.771.545
1346	392210000	Baths, Shower-Baths And Wash-Basins Of Plastics	58.056	60.433
1347	392220000	Lavatory Seats And Covers Of Plastics	25.370	38.181
1348	392290100	Sanitary Ware For Flushing Water Closet, Urinal And Sink Of Plastic	1.474	6.073
1349	392290900	Other Sanitary Ware Of Plastics	53.631	114.189
1350	392310000	Boxes, Cases, Crates And Similar Articles Of Plastics	997.337	3.044.010
1351	392321000	Sacks And Bags Of Polymers Of Ethylene	186.553	837.068
1352	392329100	Sacks And Bags Of Laminated Poly- Propylene	112.945	67.416
1353	392329900	Sacks And Bags Of Other Plastics	384.085	1.054.465
1354	392330000	Carboys, Bottles, Flasks And Similar Articles Of Plastics	88.795	406.750

No.	HS	Jenis Barang	Volume (Kg)	Nilai (US\$)
1355	392340000	Spools, Cops, Bobbins And Similar Supports Of Plastics	7.635	85.885
1356	392350000	Stoppers, Lids, Caps And Other Closures Of Plastics	498.472	2.064.956
1357	392390100	Actuator Over Caps Of Plastics	113.931	576.156
1358	392390900	Other Articles For Conveyance Of Plastics	315.123	1.746.309
1359	392410000	Tableware And Kitchenware	2.369.996	1.711.511
1360	392490000	Other Household And Toilet Articles Of Plastics, Nes	250.856	319.641
1361	392510000	Reservoirs, Tanks, Vats And Similar Of Plastics	67.563	148.203
1362	392520000	Doors, Windows And Their Frames Of Plastics	119.563	74.147
1363	392530000	Shutters, Blinds Of Plastics	1.535	603
1364	392590000	Other Builders'Ware Of Plastics	89.823	47.849
1365	392610000	Office Or School Supplies Of Plastics	232.283	217.921
1366	392620000	Articles Of Apparel And Clothing Accessories Of Plastics	283.008	719.207
1367	392630000	Fittings For Furniture, Coachworkor The Like Of Plastics	129.484	372.507
1368	392640000	Statuettes And Other Ornamental Articles Of Plastics	7.235	7.084
1369	392690200	Articles Of A Kind Commonly Used Inmachinery Of Plastics	38.371	1.851.849
1370	392690300	Sealing Tape And Thread Tape Of Artificial Plastics	228.486	68.338
1371	392690900	Other Articles Of Plastics	1.393.860	2.110.989
1372	400110900	Other Natural Rubber Latex	300.510	257.637
1373	400122160	Sir 20	37.309	55.750
1374	400211100	Polybutadiene-Styrene Latex	2.791.287	3.108.050
1375	400219100	Polybutadiene-Styrene Rubber (Sbr)	4.218.410	6.366.956
1376	400220000	Butadiene Rubber (Br)	444.008	675.212
1377	400231000	Isobutene-Isoprene (Butyl) Rubber (Iir)	222.643	571.782
1378	400239000	Other Iir	181	761
1379	400241000	Latex Of Cr	11.500	43.218
1380	400249000	Other From Of Cr	507.342	715.791
1381	400251000	Latex Of Nbr	2.533.773	3.053.010
1382	400259000	Other From Of Nbr	262.973	494.423
1383	400260000	Isoprene Rubber (Ir)	5.967	7.860
1384	400270000	Ethylene-Propylene-Non-Conjugated Diene Rubber (Epdm)	7.892	15.125
1385	400280000	Mixtures Of Natural Rubber	1.596	6.792
1386	400299000	Other Form Of Synthetic Rubber	88.339	196.786
1387	400300000	Reclaimed Rubber In Primary Forms	115.298	43.269
1388	400400000	Waste, Parings And Scrap Of Rubber (Other Than Hard Rubber)	135.887	60.217
1389	400510000	Compound Rubber With Carbon Black Or Silica	61.941	33.469
1390	400520000	Solutions; Dispersions Other Than Those Of Subheading No. 4005.10	1.790	18.727
1391	400591000	Plates, Sheets And Strip Of Compounded Rubber	896.603	382.577
1392	400599000	Other Compounded Rubber	320.472	119.458
1393	400690000	Other Forms And Article Of Unvulca Nised Rubber	30.990	96.955
1394	400700000	Vulcanised Rubber Thread And Cord.	64.540	71.524
1395	400811000	Plates, Sheets And Strip Of Cellular Rubber	4.189	7.760
1396	400819000	Other Form Of Cellular Rubber	21.323	72.697
1397	400821000	Plates, Sheets And Strip Of Non-Cellular Rubber	109.316	137.500
1398	400829000	Other Form Of Vulcanised Rubber	45.234	115.911
1399	400910000	Pipes And Hoses Of Vulcanised Rubber, Not Reinforced	69.510	1.167.326
1400	400920000	Tubes, Pipes Reinforced Or Otherwis Combined Only With Metal	5.194	50.066
1401	400930000	Pipes And Hoses Of Vulcanised Rubber, Reinforced With Tex. Material	404	10.870
1402	400940000	Pipes And Hoses Of Vulcanised Rubber, Reinforced With Other Materia	37.124	244.886
1403	400950000	Pipes And Hoses Of Vulcanised Rubber, With Fittings	129.733	2.060.290
1404	401011900	Other Conveyor Belt Or Belting Reinforced Only With Metal	4.919	61.241
1405	401012100	Conveyor Reinforced Textile Material Width > 20 Cm	5.950	7.297
1406	401012900	Other Conveyor Reinforced Textile Material	6.916	20.448
1407	401013100	Conveyor Reinforced Plastics Width > 20 Cm	2.885	9.134
1408	401013900	Other Conveyor Reinforced Plastics	13.890	8.402
1409	401019100	Other Conveyor Belt Or Belting Width > 20 Cm	1.856	34.823
1410	401019900	Other Conveyor Belt Or Belting	70.930	461.932
1411	401021000	Endless Transmission Belts Of Circumference 60-180 Cm	17.761	166.812
1412	401022000	Endless Transmission Belts Of Circumference 180-200 Cm	1	196
1413	401023000	Endless Synchronous Belts, Of A Circumference 60-150 Cm	5	192

No.	HS	Jenis Barang	Volume (Kg)	Nilai (US\$)
1414	401024000	Endless Synchronous Belts, Of A Circumference 150-198 Cm	1	41
1415	401029000	Other Transmission Belts Or Belting	69.662	496.201
1416	401110100	New Pneumatic Tyres, Of Rubber Of Sedan	1.108.473	964.243
1417	401120000	New Pneumatic Tyres, Of Rubber Of A Kind Used On Buses Or Lorries	1.667.225	1.608.457
1418	401130000	New Pneumatic Tyres, Of Rubber Of A Kind Used On Aircraft	10	1.371
1419	401140000	New Pneumatic Tyres Of Rubber, Of A Kind Used On Motorcycles	25.602	18.137
1420	401150000	New Pneumatic Tyres Of Rubber Used On Bicycles	613.212	599.624
1421	401191000	New Pneumatic Tyres, Of Rubber, Having A "Herring-Bone" Or Similar	988.401	852.817
1422	401199000	Other New Pneumatic Tyres Of Rubber	140.658	468.103
1423	401210000	Retreaded Tyres	672	7.578
1424	401290000	Other Used Tyres	8.880	11.787
1425	401310000	Inner Tube Of Rubber Of A Kind Used On Motorcars	327.447	194.569
1426	401320000	Retreaded Or Used Pneumatic Tyres Of Rubber Used On Bicycles	207.727	183.384
1427	401390300	Inner Tubes Of Rubber For Off The Road Vehicles	19.847	19.220
1428	401390900	Inner Tubes Of Rubber For Other Vehicles	88.737	89.996
1429	401490000	Other Hygienic Articles Of Rubber	3.988	12.762
1430	401511000	Surgical Gloves Of Rubber	33.753	95.042
1431	401519000	Other Gloves Of Rubber	28.887	118.091
1432	401590900	Other Articles Of Rubber	1.441	5.492
1433	401610000	Other Articles Of Cellular Rubber	2.582	53.473
1434	401691000	Floor Coverings And Mats Of Vulcanised Rubber	113.334	199.327
1435	401692000	Erasers	34.862	20.176
1436	401693000	Gaskets, Washers And Other Seals	560.434	4.121.220
1437	401694000	Boat Or Dock Fenders, Whether Or Not Inflatable	72.586	277.820
1438	401695000	Other Inflatable Articles	82.999	36.900
1439	401699110	Rubber Stopper For Pharmaceutical Vials	121.283	1.013.737
1440	401699200	Mats, Table Covers	196	195
1441	401699330	Vulcanised Rubber For Parts Of Motor Vehicles	3.724	8.695
1442	401699360	Vulcanised Rubber For Parts Of Motor Cycles, Cycles, Invalid Carr	12.196	13.771
1443	401699390	Other Parts Of Rubber For Vehicle	14.274	130.869
1444	401699910	Precured Tread Rubber Other Than Hard Rubber	225.117	188.262
1445	401699990	Other Articles Of Vulcanized Rubber Other Than Hard Rubber	549.913	1.314.139
1446	401700000	Hard Rubber (For Example, Ebonite) In All Form	21.596	94.610
1447	410121100	Other Hides And Skins Of Cows And Oxen, Whole	915.595	187.075
1448	410129000	Other Hides And Skins Of Bovine Animals	559	7.034
1449	410130000	Other Hides And Skins Of Bovine Animals, Otherwise Preserved	215.951	34.655
1450	410229000	Raw Skins Of Sheep Or Lambs, Not Pickled; Without Wool On	107.000	18.434
1451	410410110	Whole Bovine Skin Leather, Tanned Or Retanned, Wet Blue Or Crust	1.023.699	3.907.287
1452	410410200	Leather Of Bovine Or Equine Animals parchment-Dressed Or Prepared	237.042	4.075.665
1453	410439100	Parchment Dress Of Calf	20.961	122.358
1454	410519000	Sheep Or Lamb Skin Leather, Other-Tanned Or Retanned	2.893	119.345
1455	410520000	Sheep Or Lamb Skin Leather, Parchment-Dressed	16.072	517.728
1456	410620000	Goat Or Kid Skin Leather, Parchment-Dressed	10.134	287.917
1457	410710000	Leather Of Swine	175.432	1.837.728
1458	410790000	Leather Of Other Animals	1.735.576	1.197.391
1459	410800000	Chamois (Including Combination Chamois) Leather	2.380	1.330
1460	410900000	Patent Leather And Patent Laminated leather; Metallised Leather	351.101	3.544.410
1461	411000000	Parings And Other Waste Of Leather Or Of Composition Leather	91.000	21.765
1462	411100000	Composition Leather With A Basis Of Leather Or Leather Fibre	23.867	180.051
1463	420211000	Trunks, Suit-Cases And The Like, With Outer Surface Of Leather	12.995	17.769
1464	420212000	Suitcases, Trunks With Outer Surface Of Plastics	114.630	160.749
1465	420219100	Other Cases Made Of Woods, Of Iron Or Steel, Of Zinc	14.391	12.437
1466	420219900	Other Cases Made Of Other Material	13.414	13.745
1467	420221000	Handbags With Outer Surface Of Leather	5.690	37.130
1468	420222000	Handbags With Outer Surface Of Plastic Sheetting	84.118	308.443
1469	420229000	Handbags With Outer Surface Of Other material	56	434
1470	420231000	Other Articles Like Handbags, With Outer Surface Of Leather	3.029	9.294
1471	420232000	Articles Carried In The Pocket With Outer Surface Of Plastic Sheetting	41.642	85.356
1472	420239000	Other Articles Carried In The Pocket	395	921

No.	HS	Jenis Barang	Volume (Kg)	Nilai (US\$)
1473	420291000	Other Cases With Outer Space Of With Outer Surface Of Leather	1.335	3.777
1474	420292000	Other Trunks, Suitcases With Outer Surface Of Plastic Sheeting	31.761	32.892
1475	420299000	Other Trunks, Suitcase Etc, Nes	12.364	14.939
1476	420310000	Articles Of Apparel Of Leather	796	833
1477	420329000	Gloves Of Leather For Other Purposes	10.863	19.307
1478	420330000	Belts And Bandoliers Of Leather	21.923	42.131
1479	420340000	Other Clothing Accessories Of Leather	2	4
1480	420400000	Articles Of Leather, Of A Kind Usedin Machinery Or For Other Tech.Use	132	10.657
1481	420500000	Other Articles Of Leather Or Of Composition Leather	5.156	19.454
1482	430211000	Tanned Or Dressed Furskin, Whole, Of Mink	200	14.700
1483	430212000	Tanned Or Dressed Furskin, Whole, Of Rabbit Or Hare.	110	4.143
1484	430230000	Whole Skins And Pieces Or Cuttings Thereof,Assembled Of Tanned Furski	7.500	6.983
1485	430390900	Other Articles Of Furskin	419	600
1486	430400100	Articles For Industrial Purposes Of Artificial Fur	28.225	39.493
1487	440110000	Fuel Wood, In Logs, In Billets, In Twigs,In Faggots Or In Similar For	142.012	84.163
1488	440130000	Sawdust And Wood Waste And Scrap	479.751	176.187
1489	440200900	Other Wood Charcoal	14.400	11.904
1490	440310270	Wood In The Rought, Treated With Paint, Staints; Of Teak Wood	20.805.399	9.962.086
1491	440320900	Wood In The Rough Un Treated Of Other Coniferous Species	61.229	79.480
1492	440341200	Meranti Bakau	40.823	20.556
1493	440391900	Wood In The Rought Of Oak For Other Purposes	29.077.425	11.298.989
1494	440392900	Wood In The Rought Of Beech For Other Purposes	574.834	181.536
1495	440399990	Wood In The Rough Of Other Woods	25.149	6.028
1496	440410100	Chip Wood Of Coniferous Species	706	400
1497	440420240	Split Poles Or Piles Of Balau/Damar Laut; Bangkirai;	652.702	114.679
1498	440500000	Wood Wool; Wood Flour.	4.990	12.462
1499	440710919	Sawn Lengthwise But Not Planed Of Other Coniferous	8.769.941	3.192.238
1500	440710949	Parquet Flooring Of Oth Coniferous	35.371	22.860
1501	440724900	Other Form Of Virola, Mahagony	11.668	7.757
1502	440726190	Sawn Lengthwise But Not Planed Of Other White Lauan	9.600	1.077
1503	440729110	Sawn Lengthwise But Not Planed Of Teak	12.000	13.962
1504	440791100	Oak,Sawn Lengthwise But Not Planed	4.226.291	2.126.815
1505	440791990	Sawn Wood Of Oak For Other Purposes	656.025	193.110
1506	440792100	Beech,Sawn Lengthwise But Not Plan-Ed	388.620	195.805
1507	440792990	Sawn Wood Of Beech For Oth Purposes	174.691	135.102
1508	440799150	Sawn Lengthwise But Not Planed Of Balau; Bangkirai;	7.574.290	5.900.257
1509	440799999	Other Wood Sawn Of Other Wood For Other Purposes	121.863	122.500
1510	440810900	Other Veneer Sheets Of Coniferous	950.591	1.770.534
1511	440831900	Other Veneer Sheets Of Dark Red Me Ranti	130.454	38.235
1512	440890900	Oth Veneer Sheets Of Other Woods	1.854.687	5.504.119
1513	440910190	Worked Wood Coniferous For Parquet Flooring Of Other Wood	1.946.389	2.104.413
1514	440920150	Non Coniferous For Parquet Flooring Of Cempaka, Kapur, Keruing	45.120	20.391
1515	440920915	Wood, Beaded, Moulded Of Non Coniferous Of Cempaka, Kapur, Keruing	823.408	902.862
1516	441011000	Waferboard, Including Oriented Strand Board	14.896.537	2.851.494
1517	441019000	Other Particle Board And Similar Board Of Wood	543.358	205.135
1518	441090000	Particles Board And Similar Board Of Other Ligneous Materials	480.229	99.889
1519	441119000	Other Fibreboard Of A Density > 0.8 G/Cm3	4.608.369	1.765.333
1520	441121000	Not Mechanically Worked Or Surface Of Fibreboard, Density 0.5-0.8G/Cm3	13.119.593	3.529.656
1521	441129000	Other Fibreboard Of A Density 0.5 - 0.8 G/Cm3	1.277.433	458.890
1522	441139000	Other Fibreboard Of A Density 0.35 - 0.5 G/Cm3	827.367	334.060
1523	441199000	Other Fibreboard Of Wood	1.694.326	527.021
1524	441213000	Plywood With At Least One Outer Ply Of Tropical Wood Lt. 6 Mm Thickne	54.386	122.529
1525	441214000	Other Plywood Lt. 6 Mm Thickness, W/ At Least One Ply Of Nonconifero	94	1.829
1526	441219900	Other Plywood Withouter Ply Of Other Woods	10.838	43.519
1527	441299000	Other Plywood, Nes	597.634	347.399
1528	441300000	Densified Wood, In Blocks, Plates, Strips Or Profile Shapes	134.490	57.251
1529	441400000	Wooden Frames For Paintings, Photo-Graphs Or Similar Objects	52.395	69.276
1530	441510190	Other Case, Boxes, Crates, Drums, And Similar Packing	5.011	5.479
1531	441520900	Other Pallets, Boxpallets And Other Load Board	1.068	605
1532	441600000	Casks, Barrels, Vats, Tubs And Oth. Coopers' Products	98.381	15.540

No.	HS	Jenis Barang	Volume (Kg)	Nilai (US\$)
1533	44170000	Tools, Tool Bodies, Tool Handles Ofwood	38	158
1534	441810000	Windows, French-Windows And Their Frames Of Woods	10.521	37.762
1535	441820000	Doors And Their Frames And Thresholds Of Woods	43.678	234.204
1536	441830000	Parquet Panel Of Woods	10.639	6.147
1537	441840000	Shuttering For Concrete Constructional Work Of Woods	13	62
1538	441890000	Other Builders Of Woods	208.939	425.093
1539	441900900	Other Tableware Of Woods	91.093	74.541
1540	442010000	Statuettes And Other Ornaments, Of Woods	2.634	5.388
1541	442090000	Other Wood Marquetry,Cases For Cut-Lery, Etc,Not Falling In Chapter 9	14.422	13.362
1542	442110000	Clothes Hangers Of Woods	2.442	3.131
1543	442190100	Wood Paving Block	186	240
1544	442190400	Blind And Blind Fittings	969	1.183
1545	442190600	Tooth Picks	83.830	37.066
1546	442190900	Other Article Of Wood	53.630	64.350
1547	450110000	Natural Cork, Raw Or Simply Prepared	400	1.197
1548	450190000	Waste Cork, Ground Cork, Etc	13.680	47.843
1549	450310000	Corks And Stoppers	2.533	1.949
1550	450390000	Other Articles Of Natural Cork	920	741
1551	450410000	Agglomerated Cork In Blocks, Plattesheets And Strip	10.441	14.357
1552	450490000	Other Agglomerated Cork	19.250	31.729
1553	460110000	Plaits And Similar Products Of Plaiting Materials	50.746	318.166
1554	460120900	Other Mats, Matting Screens Of Vegetables Material	23.638	12.178
1555	460199000	Other Plaiting Material And Similar Product	45.252	70.542
1556	460210200	Basketwork And The Like Of Rattan	388	1.576
1557	460210900	Basketwork And The Like Of Other Vegetable Materials	19.656	43.772
1558	460290000	Other Basketwork Or Wickerwork	5.189	8.673
1559	470100000	Mechanical Wood Pulp.	10.027.965	4.436.542
1560	470200000	Chemical Wood Pulp, Dissolving Grades.	7.000.551	3.600.752
1561	470311000	Chemical Wood Pulp,Soda Or Sulphateunbleached, Of Coniferous	10.187.997	4.687.422
1562	470321000	Chemical Wood Pulp,Soda Or Sulphatebleached, Of Coniferous	108.067.533	55.628.817
1563	470329000	Chemical Wood Pulp,Soda Or Sulphatebleached, Of Non-Coniferous	90.314.442	46.506.787
1564	470411000	Chemical Wood Pulp, Sulphite, Unbleached, Of Coniferous	21.679.089	9.217.937
1565	470421000	Chemical Wood Pulp, Sulphite, Bleached, Of Coniferous	1.205.512	841.863
1566	470500000	Semi-Chemical Wood Pulp.	59.726.569	24.724.541
1567	470610000	Cotton Linters Pulp.	558	600
1568	470691000	Pulps Of Other Fibrous Cellulosic Material; Mechanical	1.692.095	984.137
1569	470692000	Pulps Of Other Fibrous Cellulosic Material; Chemical	58.438	167.350
1570	470710100	Waste Of Paper/P.Board Of Unbleach Kraft Paper For Paper Making Purp.	413.709.512	55.992.450
1571	470720100	Waste Of Scrap Paper/P.Board Of Oth Paper For Paper Making Purpose	35.256.958	8.498.447
1572	470730100	For Paper Making Purposes	216.147.411	35.702.866
1573	470790100	Unsorted Waste And Scrap For Paper Making Purposes	42.420.186	4.984.947
1574	480100100	Newsprint, In Rolls Or Sheets;White	1.466.673	825.535
1575	480100900	Newsprint, In Rolls Or Sheets; Oth.Than White	134.892	393.799
1576	480220000	Paper And Paperboard Of A Kind Usedas A Base For Photo-Sensitive	77	106
1577	480230000	Carbonising Base Paper	79.632	26.384
1578	480240000	Wallpaper Base	130	1.098
1579	480251000	Other Paper And Paperboard Not Containing Fibres, Weight Lt. 40 G/Mi	504.680	371.498
1580	480252200	Woodfree Writing/Printing Paper	395.815	273.641
1581	480252900	Other Paper, 40 G Lt. Weight Lte. 150 G	25.006	18.129
1582	480253000	Other Paper Weighing > 150 G/M2	3.995.819	2.575.528
1583	480300100	Cellulose Wadding	1.123	866
1584	480300200	Tissue Paper	445.589	493.724
1585	480300900	Other Toilet Paper	16.889	24.931
1586	480411000	Kraftliner Unbleached	2.010.657	1.314.773
1587	480419000	Other Kraftliner	11.697.736	3.521.693
1588	480421100	Paper For Cement And Fertilizer Sack, Unbleached	26.069.106	17.615.793
1589	480429000	Other Sack Kraft Paper	561.456	608.329
1590	480431100	Wetstrength 40 Gram - 60 Gram, For Plywood Adhesive Tape	276.936	209.570
1591	480431900	Other Unbleached Wetstrength	275.670	127.038

No.	HS	Jenis Barang	Volume (Kg)	Nilai (US\$)
1592	480439100	Other Wetstrength 40 Gram - 60 Gramfor Plywood Adhesive Tape	253.358	205.550
1593	480439900	Other Wetsrength	6.919	6.474
1594	480441100	Unbleached Kraft Paper For Formica Industry	24.992	6.248
1595	480449900	Other Kraft Paper For Other Purpose	77.003	147.254
1596	480521000	Multi-Ply Paper And Paperboard; Each Layer Bleached	1.042.517	270.240
1597	480529000	Other Multiply Paper And Paperboard	767.075	156.473
1598	480530000	Sulphite Wrapping Paper	82.304	49.142
1599	480540000	Filter Paper And Paperboard	116.263	539.757
1600	480610000	Vegetable Parchment	3.391	14.909
1601	480620000	Greaseproof Papers	81.867	196.192
1602	480640000	Glassine And Other Glazed Transpa Rent Or Translucent Papers	264.397	218.374
1603	480710000	Paper And Paperboard, Laminated With Bitumen, Tar Or Asphalt	3.403.026	1.698.739
1604	480790000	Other Composite Paper And Paper Board Not Surface Coated	48	123
1605	480810000	Corrugated Paper And Paperboard	708	5.138
1606	480830000	Oth Kraft Paper, Creped Or Crinkled	99.560	123.209
1607	480890900	Other Corrugated Paperboard	963.863	512.569
1608	480910000	Carbon And Similar Copying Papers	31.904	13.969
1609	480990000	Other Caarbon Paper In Rolls Or Sheets	65.345	121.854
1610	481011190	Other Securities Paper	64.204	104.543
1611	481011200	Coated Writing And Printing Paper Lt. 150 G	7.445.969	6.027.251
1612	481011900	Other Writing And Printing Paper Lt. 150 G	1.817.610	1.560.257
1613	481021000	Light-Weight Coated Paper	23.915	17.799
1614	481039000	Other Kraft Paper Not For Writing Or Printing	1.066.798	1.061.092
1615	481091000	Multi-Ply Paper And Paperboard	408.523	311.624
1616	481099000	Other Paper And Paperboard	19.888	18.716
1617	481110000	Tarred, Bituminised Or Asphalted Paper And Paperboard	84.181	116.191
1618	481121900	Other Self-Adhesive Paint Masking Tape	111.746	155.247
1619	481129000	Other Gum Or Adhasive Paper And Paperboard	70.482	304.422
1620	481139200	Paper Coated, Bleached For Formica And Plywood Industries	102.432	768.269
1621	481140000	Paper And Paperboard, Coated,Impregnated Or Covered With Wax	308.120	789.504
1622	481190900	Other Paper Cellulose Wadding Webs Of Cellulose Fibre	1.699.549	6.058.785
1623	481200000	Filter Blocks, Slabs And Plates, Of Paper Pulp	2	92
1624	481320000	Cigar. Paper In Rolls Of Width Lt. 5	1.410.002	3.723.457
1625	481390000	Other Cigarette Paper	3.384.850	9.061.984
1626	481420000	Wallpaper And Similar Wall Covering With A Grained Or Embossed	3.721	7.012
1627	481430000	Wallpaper And Similar Wall Covering With Plaiting Material	130	691
1628	481490000	Other Wallpaper And Similar	261.797	176.005
1629	481610000	Carbon Or Similar Copying Papers Other Than Heading 48.09	68.886	80.941
1630	481620000	Self-Copy Paper Oth Than Head 48.09	304	1.738
1631	481630000	Duplicator Stencils Other Than Heading 48.09	55.371	25.398
1632	481690900	Other Carbon Paper Other Than Heading 48.09	9.520	12.316
1633	481710000	Envelopes	3.381	61.128
1634	481720000	Letter Cards, Plain Postcard And Correspondence Cards	1	1
1635	481730000	Boxes, Pouches, Wallets And Writing Compendiums	8.523	132.526
1636	481810000	Toilet Paper	6	51
1637	481820000	Handkerchiefs, Cleansing Or Facial Tissues And Towel	7.426	29.646
1638	481830000	Tablecloths And Serviettes	5.417	6.468
1639	481840000	Sanitary Towels And Tampons, Napkinand Napkins Liners	820.899	2.126.163
1640	481850000	Articles Of Apparel And Clothing Accessories	6.941	34.633
1641	481890000	Other Sanitary Paper	113.539	197.475
1642	481910000	Cartons, Boxes And Cases, Of Corrugated Paper Or Paperboard	180.448	703.512
1643	481920000	Folding Cartons, Boxes And Cases, Of Non-Corrugated Paper	849.686	1.804.036
1644	481930100	Sacks And Bags For Cement Or Fertilizer Packing	653.000	601.700
1645	481930900	Sacks And Bags For Other Purposes	1.488	1.458
1646	481940900	Oth Sacks And Bag For Other Purpose	11.639	29.151
1647	481950000	Other Packing Containers, Includingrecord Sleeves	5.627	20.635
1648	481960000	Boxes File, Letter Trays, Storage Boxes And Similar Articles	1.416	6.886
1649	482010000	Registers, Account Books, Note Bookand Similar	98.574	255.761
1650	482020000	Exercises Books	143.965	131.917



No.	HS	Jenis Barang	Volume (Kg)	Nilai (US\$)
1651	482030000	Binders, Folders And File Covers	6.207	5.229
1652	482050000	Albums For Samples Or For Collections	19.723	19.703
1653	482090000	Other Articles Of Stationary	13.596	13.344
1654	482110000	Paper Or Paperboard Labels; Printed	100.953	488.015
1655	482190000	Paper Or Paperboard Labels; Other Than Printed	51.131	226.045
1656	482290000	Bobbins, Spools Of Paper For Other Purpose	1.763	4.038
1657	482311000	Self-Adhesive Paper	754.168	1.049.311
1658	482319000	Other Gums Or Adhesive Paper	25.376	72.040
1659	482340100	Cardiograf Recording Paper	5	137
1660	482340900	Other Recording Paper	1.842	6.770
1661	482360000	Trays, Dishes, Plates, Cups And Thelike, Of Paper Or Paperboard	602	678
1662	482370100	Paper Gaskets And Washers	913	5.747
1663	482370900	Other Moulded Or Presses Articles	169	7.656
1664	482390300	Paper In Strips Or Rolls For Tele-Graphs	6	567
1665	482390400	Base Paper Of Printed Cork Tippingfor Cigarettes Industry	435.165	1.813.041
1666	490110000	Printed Books In Single Sheets, Whether Or Not Folded	20.058	147.365
1667	490191000	Dictionaries And Encyclopaedias,Andserial Instalments Thereof	234	112
1668	490199000	Other Brochure,Leaflets And Similar	142.400	550.868
1669	490210000	Newspapers, Journals Appearing At Least Four Times A Week	1	1
1670	490290000	Other Periodicals	6.008	5.652
1671	490400000	Music, Printed Or In Manuscript, Whether Or Not Bound Or Illustrate	843	9.982
1672	490510000	Globes	2.771	2.335
1673	490591000	Maps And Hydrographic Or Similar Charts In Book-Form	51	67
1674	490599000	Other Topographical Plans, Printed	418	398
1675	490600000	Plans And Drawing For Architecturalor Similar Purpose	7.335	70.515
1676	490810000	Transfers (Decalcomanias), Vitrifi-Able	3.443	12.668
1677	490890000	Other Transfers	46.517	120.444
1678	490900000	Printed Or Illustrated Postcards	280	2.556
1679	491000000	Calendars Of Any Kind, Printed, Including Calendar Blocks	5.273	9.081
1680	491110000	Trade Advertising Material,Commerc-Ial Catalogues And The Like	80.842	142.371
1681	491191100	Anatomical, Botanical And The Like,Instructional Charts And Diagrams	1	3
1682	491191900	Other Printed Design	5.893	12.774
1683	491199000	Other Printed Matter	15.394	17.699
1684	500200000	Raw Silk (Not Thrown)	448	390
1685	500400000	Silk Yarn Not Put Up For Retail Sale	227.752	485.135
1686	500500000	Yarn Spun From Silk Waste, Not Put Up For Retail Sale	9.010	13.100
1687	500600100	Silk Yarn And Yarn Spon From Silk Waste,Put Up For Retail Sale	10.060	18.803
1688	500710900	Other Fabrics Of Noil Silk	453	16.690
1689	500790900	Other Fabrics, Nes	56	301
1690	510510000	Carded Wool	45.650	332.375
1691	510610000	Yarn Of Carded Wool Containing >= 85% Of Wool	6.596	48.239
1692	511220900	Other Woven Fabrics Combed Wool Mixed Or Man-Made Filaments	17.255	260.107
1693	511290900	Other Woven Fabrics Combed Wool	23	219
1694	520100000	Cotton, Not Carded Or Combed	27.479.030	31.592.335
1695	520210000	Yarn Waste (Including Thread Waste)	1.006.785	535.384
1696	520291000	Garnetted Stock	18.508	9.006
1697	520299000	Other Cotton Waste	1.959	17
1698	520300000	Cotton, Carded Or Combed	56.934	24.132
1699	520411000	Cotton Sewing Thread Not For Retail Sale Containing >= 85% Cotton	5.443	18.545
1700	520419000	Cotton Sewing Thread Not For Retail Sale Containing Lt. 85% Cotton	4.768	7.915
1701	520420000	Sewing Thread Containing >= 85% Of Cotton, Put Up For Retail Sale	91.139	39.962
1702	520511100	Uncombed Fibre Yarn >= 85% Cot., Lte.14 Met.Nbr Unbleach, Not Merceri	9.072	9.576
1703	520511900	Uncombed Fibre Yarn >= 85% Cotton, Lte. 14 Metric Number , Other	190.632	169.299
1704	520512100	Uncombed Fibre Yarn >= 85% Cotton, 14 Lt.Met.Nbr Lte.43,Unbleach,Not M	1.464.903	2.357.584
1705	520513100	Uncombed Fibre Yarn >= 85% Cotton, 43 Lt.Met.Nbr Lte.52,Unbleach,Not M	27.216	29.246
1706	520521100	Combed Fibre Yarn >= 85% Cot. Metr.Nbr Lte. 14, Unbleach, Not Merceri	34.127	25.731
1707	520531000	Multiple Yarn Of Uncombed Fibre Not For Etail Sale, > 714.29 Decitex	34.900	79.940
1708	520532100	Multi.Uncomb. Yarn >= 85% Cot. 14 Lt.Met.Nbr Lte. 43,Unbleach,Not Me	240.177	481.166
1709	520534000	Multiple Yarn Of Uncombed Fibre Not For Retail Sale, 125-192.31 Decit	885	15.274

No.	HS	Jenis Barang	Volume (Kg)	Nilai (US\$)
1710	520535000	Multiple Yarn Of Uncombed Fibre Not For Retail Sale, Lt. 125 Decitex	24.000	27.000
1711	520544000	Multiple Yarn Of Combed Fibres Not For Retail Sale, 125-192.31 Decitex	75.000	152.500
1712	520548000	Multiple Yarn Of Combed Fibres Not For Retail Sale, Lt. 83.33 Decitex	722	221
1713	520613000	Single Yarn Uncombed Fibres Not For Retail Sale, 192.31-232.56 Decitex	16.329	39.272
1714	520615000	Single Yarn Uncombed Fibres Not For Retail Sale, Lt. 125 Decitex	2.732	13.656
1715	520710000	Cotton Yarn For Retail Sale Containing 85% Or More By Weight Of Cotton	3.440	1.515
1716	520790000	Other Cotton Yarn For Retail Sale	60	714
1717	520811100	Unbleached Plain Weave Lt. 100 G/M2,Voile Or Semi-Voile	203.884	231.715
1718	520812900	Other Unbleached Plain Weave > 100 G/M2	1.456.408	5.245.555
1719	520819000	Other Fabrics Unbleached	487.248	176.037
1720	520822000	Plain Weave Bleached, Weighing More Than G/Mi	8.518	21.106
1721	520829000	Other Fabrics Bleached	373.960	131.967
1722	520831900	Other, Dyed Plain Weave Lt. 100 G/M2	4.119	13.307
1723	520832000	Plain Weave Dyed, Weighing More Than 100 G/Mi	31.544	73.128
1724	520839000	Other Fabrics Dyed	29.901	29.611
1725	520849000	Other Fabrics Of Yarn Of Different Colors	1.283	2.644
1726	520851000	Plain Weave Printed, Weighing Not More Than 100 G/M	4.425	14.336
1727	520852000	Plain Weave Printed, Weighing More Than 100 G/Mi	205.422	484.825
1728	520911000	Plain Weave Unbleached Weight > 200 G/M2, Containing >=85% Cotton	24.331	33.204
1729	520912000	3-Thread Or 4-Thread Twill, Unbleached > 200 Grams/M2	12.899	13.299
1730	520919000	Other Fabrics Unbleached Weight > 200 G/M2	2.217	12.316
1731	520921000	Plain Weave Bleached Weight > 200 G/M2, Containing >=85% Cotton	7.049	38.677
1732	520931000	Plain Weave Dyed Weight > 200 G/M2 Containing >=85% Cotton	1.579	8.209
1733	520939000	Other Fabrics Dyed Weight > 200 G/M	31.097	23.048
1734	520951000	Plain Weave Printed Weight Lt. 200G/M2, Containing Lt. 85% Cotton	4.297	3.750
1735	520959000	Other Fabrics Printed Weight Lt. 200G/M2, Containinig Lt. 85% Cotton	590	2.942
1736	521011000	Plain Weave Unbleached Weight Lt. 200G/M2, Containing Lt. 85% Cotton	49.274	77.172
1737	521031000	Other Fabrics Dyed Weight Lt. 200G/M2, Containing Lt. 85% Cotton	26.892	28.569
1738	521049000	Other Fabrics, Dyed Weight Lt. 200G/M Containing >= 85% Cotton	674	1.318
1739	521119000	Plain Weave Unbleached Weight > 200G/M2, Containing Lt. 85% Cotton	5.231	147.019
1740	521129000	Plain Weave Bleached Weight > 200 G/M2, Containing Lt. 85% Cotton	1.091	7.866
1741	521142000	Denim Of Yarn Diff Colours Cont Lt.85%Of Cotton,Weight>200Gr/M2	182	1.130
1742	521149000	Plain Weave Of Yarn Of Different Color Containing Lt. 85% Cotton	3.132	8.292
1743	521211000	Other Woven Fabrics Of Cotton Unbleached Weight Lt. 200 G/M2	13.615	115.772
1744	521215000	Other Woven Fabrics Of Cotton Printed Weight Lt. 200 G/M2	359	2.241
1745	521222000	Other Woven Fabrics Of Cotton Bleached Weight > 200 G/M2	4.997	3.852
1746	521223000	Other Woven Fabrics Of Cotton Dyed Weight > 200 G/M2	10.416	8.030
1747	521225000	Other Woven Fabrics Of Cotton Printed Weight > 200 G/M2	2.107	14.415
1748	530310000	Jute And Other Textile Bast Fibres,Raw Or Retted	492.604	341.557
1749	530410000	Sisal And Other Textile Fibres Of The Genus Agave,Raw	980.700	863.620
1750	530511000	Textile Fibres Of Coconut Raw	15.606	13.425
1751	530620900	Flax Yarn Multiple For Retail Sale	8.432	11.516
1752	530710200	Single Yarn Of Jute Not For Retail Sale	48.009	41.875
1753	530890300	Rami Yarn For Retail Sale	3.441	15.961
1754	530919000	Other Woven Fabrics >=85% Of Flax Containing >=85% Of Flax	24.629	320.657
1755	530929000	Other Woven Fabrics >=85% Of Flax Containing Lt. 85% Of Flax	24.292	118.421
1756	531010100	Woven Fabrics Of Jute Unbleached Plain	233.007	219.648
1757	540110110	Sewing Thread Of Nylon Or Other - Polyamides Not For Retail Sale	183.692	620.256
1758	540120100	Sewing Thread Of Artificial Filamen Not Put Up For Retail Sale	11.925	25.282
1759	540210100	High Tenacity Yarn Of Nylon For Tyre Cord Manufacturing Purpos	30.280	81.790
1760	540210200	High Tenacity Yarn Of Nylon For Fishing-Net Manufactur Purpose	42.559	151.727
1761	540210900	High Tenacity Yarn Of Nylon For Other Uses	4.884	9.242
1762	540220900	High Tenacity Yarn Of Polyestersfor Other Uses	15.514	214.742
1763	540231000	Textured Yarn Or Other Polyamides, Measuring Per Single Yarn Lt. 50	1.516	4.702
1764	540232000	Textured Yarn Or Other Polyamides, Measuring Per Single Yarn > 50 Text	114.284	409.109
1765	540233000	Textured Yarn Of Polyesters	117.038	130.539
1766	540239000	Other Textured Yarn Of Syntetic Fi Lament, Not For Retail Sale	1.464	2.000
1767	540241900	Oth Yarn Of Nylon Or Oth Polyamidesfor Other Uses	10.602	38.774
1768	540242100	Other Yarn Of Polyesters For Medical/Surgical Use	1.500	3.845

No.	HS	Jenis Barang	Volume (Kg)	Nilai (US\$)
1769	540242900	Other Yarn Of Polyesters For Other Uses	5.127	7.162
1770	540249900	Other Yarn Of Other Materials For Other Uses	333.511	2.349.394
1771	540259900	Other Yarn With A Twist > 50 Turn/Mother Uses	2.020	23.317
1772	540261900	Multiple Nylon Yarn For Other Uses	93.664	315.846
1773	540262900	Multiple Polyester Yarn For Other Uses	2.009	12.852
1774	540269900	Other Multiple Yarn For Other Uses	47.729	88.383
1775	540310000	High Tenacity Yarn Of Viscose Rayon	17.987	11.630
1776	540331000	Viscose Rayon Yarn, Untwisted Or With A Twist Lte. 120 Turn/M	13.306	36.206
1777	540332000	Viscose Rayon Yarn, With A Twist Exceeding > 120 Turns/M	8.500	25.500
1778	540339000	Other Yarn, Single Of Artificial Filament	80.676	1.296.120
1779	540341000	Multiple Yarn Lt.67Decitex Of Viscoserayon	60.153	76.361
1780	540342000	Multiple Yarn Lt.67Decitex Of Cellulose Acetate	14.813.900	51.582.615
1781	540349000	Multiple Yarn Lt.67Decitex Of Other Artificial Filament	2.127	7.903
1782	540410000	Synthetic Monofilament Of >=67 Decitex	308.941	1.188.286
1783	540490000	Other Syntetic Textile Materials	364	3.797
1784	540620000	Artificial Filament Yarn	8.272	8.200
1785	540710100	Woven Fabric From High Tenancy Yarnsynthetic Filament Yarn Unbleached	3.805	28.095
1786	540710900	Woven Fabric From High Tenancy Yarnof Synth Filmt Yarn Dyed,Print&Oth	22.496	360.154
1787	540720100	Woven Fabr Of Synthetic Filmnt.Fromstrip Unbleached	382.345	983.221
1788	540720900	Woven Fabr Of Synthetic Filmnt.Fromstrip Dyed Printed And Other	130.900	340.467
1789	540741000	Woven Fabr,Contain>=85%Of Filament/Nylon Unbleached Or Bleached	139.936	338.665
1790	540742000	Woven Fabr,Contain>=85%Of Filament/Nylon Dyed	137.441	401.233
1791	540744000	Woven Fabric Printed Cont >=85% Fi Lament Or Nylon	3.392	88.221
1792	540751200	Woven Fabr,Contain>=85%Of Textured Polyester Filament Bleached	1	24
1793	540752000	Woven Fabr,Contain>=85%Of Textured Polyester Filament Dyed	20.764	36.482
1794	540753000	Woven Fabr,Contain>=85%Of Textured Polyester Filamnt Yarn Of Dif Colo	25.652	48.601
1795	540761000	Woven Fabric Cont >=85% Non Textur Ed Polyester	42.859	58.362
1796	540769000	Other Woven Fabric Cont >=85% Poly Ester Filament	38.993	456.304
1797	540772000	Other Woven Fabric Containing>= 85%Of Synthetic Filament Dyed	23.597	188.377
1798	540781100	Other Woven Fabric Containing Lt. 85% Filamnt,Mixed With Coton Unbleac	2.175	59.822
1799	540781200	Other Woven Fabric Containing>= 85%Filament,Mixed With Cotton Bleache	21.870	50.690
1800	540782000	Other Woven Fabric Containing>= 85%Filaments,Mixed With Cotton Dyed	27.661	223.840
1801	540783000	Other Woven Fabric Containing>= 85%Film,Mix With Cottyarn Of Dif Colo	65.346	122.028
1802	540784000	Woven Fabric Printed Cont Lt. 85% Synthetic Filament	3.877	8.843
1803	540794000	Other Woven Fabric Printed Of Syn Thetic Filament Yarn	11	74
1804	540810900	Woven Fabrics From High Tenacity Ofart Filament Dyed,Printed	2.710	18.530
1805	540822000	Woven Fabr Contn>=85% Of Art Filmntdyed	16.765	51.218
1806	550110000	Synthetic Filament Tow Of Nylon Or Other Polyamides	68.350	48.174
1807	550120000	Synthetic Filament Tow Of Polyester	289.521	124.944
1808	550130100	Synthetic Filament Tow Of Acrylic	9.168.866	17.356.241
1809	550200000	Artificial Filament Tow	1.067.468	3.830.122
1810	550310000	Synthetic Staple Fibre, Not Carded Of Nylon Or Other Polyamides	70.018	744.145
1811	550320000	Synthetic Staple Fibre, Not Carded Of Polyesters	1.644.844	1.771.892
1812	550330100	Synthetic Staple Fibre, Not Carded Acrylic	4.019.630	7.269.580
1813	550340000	Synthetic Staple Fibre, Not Carded Of Polypropylene	1.384.908	2.282.753
1814	550390000	Other Synthetic Staple Fibre	700.721	1.693.506
1815	550410000	Artificial Staple Fibre, Not Cardedof Viscosa Rayon	8.163	19.523
1816	550490000	Other Artificial Staple Fibre Not Carded	1.754	24.147
1817	550510000	Waste Of Man Made Fibre Of Synthe- Tic Fibres	538.550	245.479
1818	550620000	Synthetic Staple Fibre, Carded Of Polyester	172.962	387.424
1819	550630000	Synthetic Staple Fibred Carded,Combed Of Acrylic Or Modacrylic	1.394	5.105
1820	550690000	Other Synthetic Staple Fibre,Carded	253.843	152.063
1821	550810190	Other Synthetic Staple Fibre Not For Retail Sale	2.647	1.700
1822	550820100	Sewing Thread Of Artificial Staple Fibre Not Put Up For Retail Sale	87	35
1823	550912000	Multiple/Cabled Yarn Con>=85%Of Stafibres Of Nylon Or Other Polyamide	881	56.181
1824	550951000	Other Yarn Of Polyester Staple Fibrmixed With Artificial Staple Fibre	63.281	208.917
1825	550962000	Other Yarn Of Acrylic Or Modacrylicstaple Fibre Mixed With Cotton	120.000	297.600
1826	551090000	Other Yarn Of Artificial Staple Fibre	80	440
1827	551130000	Yarn Of Artificial Staple Fibres For Retail Sale	9.858	26.143

No.	HS	Jenis Barang	Volume (Kg)	Nilai (US\$)
1828	551211000	Unbleached Or Bleached Woven Fabriccont>=85% Of Polyester Staple Fibr	2.103	11.598
1829	551219900	Woven Fabrics, Containing >= 85 % Of Polyester	27.375	75.509
1830	551229000	Woven Fabrics, Containing >= 85 % Of Acrylic Or Modacrylic	6.080	84.120
1831	551311000	Wov Fabric Con Lt.85%Of Polyester Stapfibres,Plain Weave Mix With Cott	281.966	183.575
1832	551319000	Other Woven Fabrics Contain Lt.85% Ofsynthetic Staple Fibre Mix With	3.740	99.164
1833	551329000	Oth Wov Fabric Con Lt.85%Of Synthetic Staple Fibre,Mixed With Cotton D	1.583	17.089
1834	551341000	Plain Weave Printed Weight Lt. 170 G/M2 Of Polyester Staple Fibre	26.400	17.118
1835	551419000	Other Woven Fabrics Cont Lt.85% Of Synthetic Staple Fib With Cot>170Gr	2.661	20.510
1836	551421000	Wov Fab Con Lt.85%Of Poly Stap Fibres,Plain Weave With Cott>170Gr/M2 D	348	3.952
1837	551429000	Oth Wov Fabric Con Lt.85%Of Synthetic Staple Fib,With Cotton>170G/M2 D	938	13.311
1838	551439000	Other Woven Fabric Cont>85%Of Synthfibre With Cott>170Gr/M2 Diff.Colo	402	4.179
1839	551511000	Other Woven Fabric Mixed Mainly With Viscose Rayon	142.936	151.239
1840	551529000	Other Woven Fabric Of Acrylic Sta Ple Fibres	2.193	32.135
1841	551642000	Woven Fabric Cont Lt.85% Of Artificialfibre With Cotton Dyed	42	905
1842	560110000	Sanitary Towels And Tampons, Napkin	33	48
1843	560122000	Wadding Of Man-Made Fibres	5.461	17.881
1844	560129000	Other Articles Of Wadding	11.516	14.010
1845	560229900	Other Felt Of Textile Material	1.016	6.008
1846	560290900	Other Felt,Not Imprenated,Covered Or Laminated	3.029	15.895
1847	560311000	Non Woven Fabric Weighing Lt. 25 G/Mi Of Man-Made Filament	997.525	3.368.854
1848	560312000	Non Woven Fabric Weighing 25 - 70 G/Mi Of Man-Made Filament	154.377	266.543
1849	560313000	Non Woven Fabric Weighing 70 - 150 G/Mi Of Man-Made Filament	70.911	222.064
1850	560314000	Non Woven Fabric Weighing > 150 G/M Of Man-Made Filament	177.818	190.149
1851	560391000	Other Non Woven Fabric Weighing Lt. 25 G/Mi	6.429	18.144
1852	560392000	Other Non Woven Fabric Weighing 25 - 70 G/Mi	37.886	50.914
1853	560393000	Other Non Woven Fabric Weighing 70 - 150 G/Mi	76.917	761.254
1854	560394000	Other Non Woven Fabric Weighing > 150 G/M2	451.512	1.072.104
1855	560410000	Rubber Thread And Cord, Textile - Covered	11.506	10.636
1856	560420000	High Tenacity Yarn Of Polyester, Of Nylon Or Oth Impregnated Or Coated	139.713	159.415
1857	560490900	Other Rubber Thread And Cord	1.734	5.414
1858	560500000	Metallised Yarn, Whether Or Not Gimped, Being Textile Yarn	3.553	6.409
1859	560710000	Twine Of Jute Or Other Textile Bast Fibres Of Heading 53.03	140.124	89.512
1860	560729000	Other Binder Of Oth Fibre Of Genus Agave	3.079	6.998
1861	560749000	Other Binder Of Polypropylene	110.698	177.875
1862	560750000	Twine,Cordage And Cable Of Other Synthetic Fibres	122.525	366.924
1863	560790000	Oth Twine,Cordage And Cable Coveredwith Rubber Or Plastics	13.564	46.419
1864	560811000	Made Up Fishing Net Of Textile Mat.	54.097	66.523
1865	560890000	Other Knitted Netting Of Twine, Cordage Or Rape	53.907	205.337
1866	560900000	Articles Of Yarn, Strip Or The Like Of Heading 54.04 Or 54.05	159.975	499.251
1867	570190000	Carpet And The Like Of Oth Textile Materials	94	168
1868	570232000	Carp&The Like Pile Connot Made Upof Man-Made Textile Materials	56	505
1869	570242000	Carpets&The Like Pile Cons. Made Upof Man-Made Textile Materials	38.057	39.175
1870	570330000	Carpet Tufted Of Other Man-Made Textile Materials	31.137	33.820
1871	570390990	Carpets And The Like Of Oth Matrial	1.165	1.040
1872	570500900	Other Carpets Of Other Materials	12.356	23.904
1873	580126000	Chenille Fabrics	210	4.220
1874	580134000	Warp Pile Fabrics, Epingle (Uncut) Of Man Made Fibres	1.939	19.403
1875	580135000	Warp Pile Fabrics, Cut Of Man-Made Fibre	445	1.363
1876	580190000	Other Woven Pile Of Other Textile Materials	4.183	35.104
1877	580219000	Other Terry Towelling And Similar	2.224	3.624
1878	580410000	Tulles And Other Net Fabrics	7.446	8.608
1879	580421000	Mechanically Of Man-Made Fibres	1.814	11.306
1880	580429000	Mechanically Of Oth Textil Material	793	4.720
1881	580610000	Woven Pile Fabrics &Chenille Fabric	1.238	1.808
1882	580620000	Oth.Woven Fabrics,Containing>=50%Ofelastometric Yarn Or Rubber Thread	755	16.869
1883	580631200	Narrow Woven Fabrics For Typewritteribbons With Out Ink	162	6.750
1884	580631900	Other Webbing Fabrics	4.850	46.804
1885	580632190	Webbing Of Man Made Fibre For Otheruse	127.725	358.307
1886	580632900	Other Webbing Of Man Made Fibre	341.730	625.939

No.	HS	Jenis Barang	Volume (Kg)	Nilai (US\$)
1887	580639900	Other Webbing Of Textile Materials	12.225	47.789
1888	580710000	Woven Badges And Similar	8.070	52.260
1889	580790900	Labels , Badges And Similar Ofother Material	5.259	102.570
1890	580810100	Braids In The Piece Combined With Rubber Theads	1.436	3.335
1891	580810900	Braids In The Piece Combined With Other Material	1.029	985
1892	580890100	Ornamental Trimming In The Piece Combined With Rubber Threads	24.350	139.091
1893	580890900	Other Ornam.Trimming In The Piece Combined With Other Materials	6.022	56.853
1894	580900000	Woven Fabrics Of Metal Thread And Woven Fabr Of Metallised Yarn Hd 5	390.103	899.221
1895	581010000	Embroidery Without Visible Ground	1	3
1896	581092000	Oth Embroidery Of Man-Made Fibres	10.013	39.146
1897	581099000	Other Embroidery Of Other Textile Materials	2.237	23.274
1898	581100000	Quilted Textile Products In Thepiece,Compas Of Layer Of Textil Ma	20	154
1899	590110000	Textile Fabrics Coated With Gum Or Amycaceous Substances	2.006	51.634
1900	590190000	Tracing Cloth;Prepared Painting Canvas And Similar	15.011	107.962
1901	590210190	Rubberised Tyre Cord Of Nylon Other Type	99.929	219.288
1902	590220190	Rubberised Tyre Cord Of Polyesterother Type	6.107	45.910
1903	590310000	Textile Fabrics Impregnated,Coated With Polyvinyl Chloride	415.162	814.352
1904	590320000	Textile Fabrics Impregnated,Coated With Polyurethane	307.691	3.137.508
1905	590390000	Textile Fabrics Impregnated,Coated With Other Plastics	113.961	417.722
1906	590500000	Textile Wall Coverings.	13	30
1907	590610000	Adhesive Tape Of A Width Lte. 20 Cm	1.013	3.061
1908	590691000	Rubberised Textile Fabrics Knitted Or Crocheted	191	4.260
1909	590699000	Other Rubberised Textile Fabrics	178.012	130.613
1910	590700140	Flocked Velvet,Convered With Texti-Le Flock	20.575	111.744
1911	590700190	Textile Fabrics Other Coated With Other Substances	82.411	40.904
1912	590800000	Text. Wicks,Woven,Plaited Or Knitt.For Lamps,Stoves,Lighters,Candles	22.577	11.072
1913	590900100	Fire Hoses	691	15.948
1914	590900900	Other Hosepipng And Similar	3.770	105.353
1915	591000000	Transmission Or Conveyor Belts Or Belting, Of Textile Material	15.674	892.550
1916	591110000	Textile Fabrics,Felt Woven Fabric Used For Card Clothing	73	3.583
1917	591131000	Textile Fabrics And Felt Use In - Paper Making Weighing Lt. 650 Gr/M2	29.733	3.486.415
1918	591132000	Textile Fabrics And Felt Use In - Paper Making Weighing > 650 Gr/M2	116.327	5.571.449
1919	591140000	Straining Cloth Of A Kind Used In Oil Presses Or The Like	5.844	107.281
1920	591190000	Other Of Textile Products & Articlefor Technical Uses	53.381	211.696
1921	600110390	Other"Long Pile" Fabr Of Synthetic Fibre	34.664	548.597
1922	600122900	Looped Pile Fabrics Of Man-Made Fibres Bleached And Mercerised	409	2.493
1923	600129900	Looped Pile Fabrics Of Oth Textile Materials Bleached, Mercerised	615	4.234
1924	600191900	Other Pile Fabrics Of Cotton	1.238	5.659
1925	600192900	Terry & Oth Pile Fabric Of Man-Madefibres Bleached And Mercerised	168	1.798
1926	600199900	Terry & Oth Pile Fabric Of Man-Madematerials Bleached, Mercerised	9	245
1927	600210900	Oth Knitt/Croch Fabr Width Lte. 30Cmw/ >=5% Of Weight Blched, Mercrs	4.274	46.063
1928	600220900	Oth Knitt/Croch Fabr Width Lte. 30Cmw/ Lt.5% Of Weight Blched, Merc	5.342	65.029
1929	600230900	Oth Knitt/Croch Fabr Width > 30Cm W/ >=5% Of Weight Bleached, Mercsd	7.883	160.007
1930	600242100	Warp Knitted Of Cott.Unbleached,Notmercerised	13.905	31.796
1931	600243110	Warp Knitted Of Synthetic Fibre Unbleached, Not Mercerised	5.999	65.970
1932	600249900	Other Warp Knitted Of Man Made Fibre	1.088	9.882
1933	600293110	Other Fabrics Of Synthetic Fibre Unbleached, Not Mercerised	170.171	844.412
1934	600293210	Other Fabrics Of Artificial Fibre Unbleached, Not Mercerised	81.267	188.172
1935	600299900	Other Fabrics	373	9.307
1936	610120000	Man'S Or Boy'S Overcoats,Knitted Orcrocheted Of Cotton	21.293	59.162
1937	610190000	Man'S Or Boy'S Overcoats,Knitted Orcrocheted Of Other Textile Materia	2.647	5.671
1938	610220000	Woman'S Or Girls Overcoats,Knitt Orcrocheted Of Cotton	5.229	9.637
1939	610290000	Woman'S Or Girls Overcoats,Knitt Orcrocheted Of Other Textile Materia	2.280	4.042
1940	610311000	Knitted Or Crocheted Suits, Of Wool Or Fine Animal Hair	29	330
1941	610319900	Knitted Or Crocheted Suits, Of Other Fibres	1	9
1942	610332000	Men'S Jacket&Blazers Knitt/Crocheteof Cotton	1.761	3.348
1943	610342000	Men'S Trousers Knitted Or Crochetedof Cotton	20.982	42.479
1944	610349000	Men'/Boy' Trouser,Bib&Brace Overallbreches & Shorts Of Oth.Text.Mat.	9	119
1945	610412000	Women'S Suits Knitted Or Crocheted Of Cotton	271.514	609.842

No.	HS	Jenis Barang	Volume (Kg)	Nilai (US\$)
1946	610432000	Women'S Jacket&Blazer Knitt/Crochetof Cotton	320	748
1947	610442000	Women'S Dress Knitted Or Crocheted Of Cotton	9.353	17.689
1948	610449000	Women'S Dress Knitted Or Crocheted Of Other Textile Materials	10.878	24.511
1949	610452000	Women'S Skirt&Divided Knitt/Crochetof Cotton	62.540	155.385
1950	610462000	Women'S Trouser&Short Knitt/Crochetof Cotton	8.996	18.307
1951	610469000	Women/Girl Trouser,Bib & Brace Overbreec,Short Of Wool/Fine Animalhair	504.508	1.220.277
1952	610510000	Man'S Or Boys Shirts Of Cotton	1.317	4.215
1953	610520000	Men'S Or Boy'S Shirts, Knitted Or Crocheted Of Man-Made Fibres	5.412	10.208
1954	610610000	Women'S Or Girl'S Blouses, Shirtsof Cotton	35	84
1955	610690900	Women'S Or Girl'S Blouses, Shirtsof Other Fibres	22	165
1956	610711000	Underpants And Briefs Of Cotton	853	2.259
1957	610719900	Underpants&Briefs Of Other Fibres	360	1.540
1958	610721000	Night Shirts And Pyjamas Of Cotton	142.275	283.834
1959	610811000	Women'S Slips And Patticoats Of Man-Made Fibres	338	300
1960	610819900	Women'S Slips And Patticoats Of Other Fibres	729	2.783
1961	610829900	Women'S Briefs And Panties Of Other Fibres	908	3.879
1962	610910900	T-Shirt Other Vests,Of Cotton	291.405	731.710
1963	610990900	T-Shirts Other Vests Of Other Textile Materials	1.660	8.623
1964	611010000	Jerseys , Pullovers , Cardigans Of Wool Or Fine Animal Hair	38	275
1965	611030000	Jersey, Pullovers, Etc Knitted Or Crocheted Of Man Made Fibres	12	121
1966	611110900	Other Babies Garments	7	16
1967	611120000	Babies' Garments And Cloth.Access. Knitted Or Crocheted Of Cotton	10.785	23.589
1968	611130000	Babies' Garments And Cloth.Access. Knitted Or Croch. Of Synth. Fibres	1.144	7.481
1969	611190000	Babies' Garments And Cloth.Access. Knitted Or Croch. Of Oth.Text.Mate.	809	1.609
1970	611220000	Ski Suits	371	1.393
1971	611241000	Ski Suits Women'S Or Girl'S Swim Wear Of Synthetic Fibres	5.322	10.335
1972	611249000	Ski Suits Women'S Or Girl'S Swim Wear Of Other Textile Materials	2	6
1973	611300000	Garments, Made Up Of Knitted Or Crocheted Fabrics	56	1.391
1974	611430000	Other Garments Knitted Or Crochetedof Man-Made Fibres	288	21.529
1975	611490000	Other Garments Knitted Or Crochetedof Other Textile Materials	100	185
1976	611520000	Women Full-Length Hosiery Lt.67Decitex	1	2
1977	611591000	Foot Wear With Out Soles Of Wool Or Fine Animal Hair	1.266	4.543
1978	611592100	Foot Wear With Out Soles Containing Rubber Threads	28.427	55.679
1979	611593000	Foot Wear With Out Sofes Soles Of Synthetic Fibres	12	71
1980	611599000	Foot Wear With Out Sofes Soles Of Other Textile Materials	6	68
1981	611610000	Glove Impregnated,Coated Or Coveredwith Plastics Or Rubber	12	93
1982	611692000	Mittens And Mitts,Of Cotton	161	342
1983	611693000	Mittens And Mitts,Of Synthetic Fibre	224	1.368
1984	611699000	Mittens And Mitts,Of Other Textile Materials	95	754
1985	611710000	Shawls, Scarves,Mufflers,Mantillas,Veils And The Like	882	1.236
1986	611720900	Ties, Bow Ties And Cravats Of Other Fibres	7.955	14.773
1987	611780900	Other Clothing Accessories Of Other Fibres	301	753
1988	620112100	Men'S Overcoats,Raincoats Of Cottonbatik	3.064	5.731
1989	620119900	Other Men'S Overcoat, Raincoat Of Oth Textil Mat.Fibre Oth Than Batik	3	36
1990	620192400	Sarung Pelekat Of Cotton For Man	2.112	4.204
1991	620193990	Other Man'S Wind-Jacket Of Man Made Fibres	1	14
1992	620212100	Women'S Overcoats,Raincoats Of Cotton Batik	1.894	5.199
1993	620219900	Women'S Overcoats,Raincoat Of Othertextil Materials Other Than Batik	76	176
1994	620292900	Other Of Cotton For Women	3.040	5.805
1995	620319190	Men'S Suits Of Cotton Other Than Batik	54	412
1996	620319990	Man'S Suits Of Other Fibres Batik Other Than Batik	946	26.176
1997	620342900	Men'S Trousers And Shorts Of Cottonother Than Batik	28.627	48.134
1998	620343990	Other Men'S Trousers Of Synthetics Fibres	1.290	3.324
1999	620349900	Men'S Trousers And Shorts Of Other Textile Materials Other Than Batik	316	632
2000	620412900	Women'S Suits Of Cotton Other Thanbatik	198	1.648
2001	620413900	Women'S Suits Of Synthetic Fibres Other Than Batik	11	75
2002	620419900	Women'S Suits Of Other Textile Materials Other Than Batik	101	915
2003	620421000	Women Ensemble Of Wool Or Fine Animal Hair	1	8
2004	620432900	Women'S Jacket Of Cotton Other Thanbatik	4	29

No.	HS	Jenis Barang	Volume (Kg)	Nilai (US\$)
2005	620433900	Women'S Jackets Of Synthetic Fibresother Than Batik	5	76
2006	620439900	Women'S Jackets Of Other Textile Materials Other Than Batik	5	42
2007	620442900	Women'S Dresses Of Cotton Other Than Batik	97	770
2008	620443900	Women'S Dresses Of Synthetic Fibre Other Than Batik	2.280	14.631
2009	620449900	Women'S Dresses Of Other Textile Materials Other Than Batik	1.477	3.162
2010	620451000	Skirts And Divided Skirts Of Wool Or Fine Animal Hair	1.124	8.305
2011	620452900	Women'S Skirts & Divided Skirts Of Cotton Other Than Batik	171	992
2012	620453900	Women'S Skirts & Divided Skirts Of Synthetic Fibres Other Than Batik	6	82
2013	620459900	Women'S Skirts & Divided Skirts Of Oth Textile Material Oth Than Batik	167	405
2014	620462900	Women'S Trousers&Shorts Of Cotton Other Than Batik	18.311	64.470
2015	620463990	Other Women'S Trousers Of Fibres	272	766
2016	620469900	Women'S Trouser And Short Of Other Textile Materials Other Than Batik	603	1.635
2017	620520000	Men'S Or Boy'S Shirts Of Cotton	20.407	40.461
2018	620590000	Men'S Or Boy'S Shirts Of Other Textile Materials	33	291
2019	620630190	Blouses Of Cotton Other Than Batik	459.164	1.248.525
2020	620690190	Blouses Of Other Textile Materials Other Than Batik	129	1.481
2021	620711000	Underpants And Briefs Of Cotton	8.154	15.680
2022	620719000	Men'S Or Boy'S Underpants & Briefs Of Cotton	22.101	40.505
2023	620729000	Nightshirt'S And Pyjamas Of Other Textile Materials	58	256
2024	620791900	Men'S Or Boy'S Articles Of Cotton Other Than Batik	869	1.746
2025	620799990	Men'S Or Boy'S Articles Of Other Textile Material Other Than Batik	368	891
2026	620811000	Slips And Petticoats Of Man Made Fibres	1	7
2027	620819000	Slips And Petticoats Of Other Textile Materials	5.762	18.906
2028	620821000	Nightdresses And Pyjamas Of Cotton	8.674	16.167
2029	620829000	Nightdresses & Pyjamas Of Other Textile Materials	11	61
2030	620891100	Panties Of Cotton	21	148
2031	620891900	Other Women'S Or Girl Articles Of Cotton	209.392	502.508
2032	620892000	Women'S/Girl'S Singlets & Oth Vestsnot Knit/Croch. Of Man Made-Fibres	2	4
2033	620899100	Women'S/Girl'S Singlets & Oth Vestsnot Knit/Croch. Of Wool/Hair Animal	5	37
2034	620899900	Women'S/Girl'S Singlets & Oth Vestsnot Knit/Croch. Of Other Fibres	14	118
2035	620910100	Coat And Jackets Of Wool Or Fine Animal Hair	1.937	3.440
2036	620910900	Oth. Babies Garments And Clothing Accessories Of Wool/Fine Animalhair	6	5
2037	620920900	Oth. Babies Garments And Clothing Accessories Of Cotton	462	2.163
2038	620990900	Oth. Babies Garments And Clothing Accessories Of Oth Textile Material	2.083	6.035
2039	621112100	Women'S Or Girls' Swim Wear Of Woolor Fine Animal Hair	394	2.328
2040	621139900	Other Garments, Men'S Or Boy'S Of Oth Textile Material Oth.Than Batik	5	81
2041	621142900	Other Garments, Women'S Or Girl'S Of cotton Other Than Batik	1	1
2042	621149900	Other Garments, Women'S Or Girl'S Of oth Textile Material Oth.Than Batik	430	1.006
2043	621210000	Brassieres	1.102.733	2.372.933
2044	621230000	Corselettes	7.125	13.421
2045	621290000	Braces, Suspenders, Garters & Sim. Articels & Parts Thereof	2.308	4.322
2046	621320900	Handkerchiefs Of Cotton Other Than Batik	5.019	8.999
2047	621390190	Handkerchiefs Of Man- Made Fibres Other Than Batik	793	701
2048	621410900	Shawl, Scarves Of Silk Or Silk Wasteother Than Batik	1.382	2.819
2049	621420900	Shawl, Scarves Of Wool/Fine Animal Hair Other Than Batik	24	56
2050	621430900	Shawl, Scarves Of Synthetic Fibres Other Than Batik	389.633	1.242.576
2051	621440900	Shawl, Scarves Of Artificial Fibres Other Than Batik	173	1.615
2052	621490990	Shawl, Scarves Of Other Fibres Other Than Batik	20.923	38.008
2053	621520900	Ties, Bow Ties And Cravats Of Man - Made Fibres Other Than Batik	31	279
2054	621590990	Ties, Bow Ties And Cravats Of Other Fibres Other Than Batik	1.218	2.112
2055	621600000	Gloves, Mittens, And Mitts.	22	46
2056	621710100	Stocking, Socks And Sockettes	239	2.055
2057	621710900	Other Made Up Clothing Accessories	4.005	5.737
2058	621790000	Parts Of Collars, Tuckers, Fallals, Trimming For Women And Girl Garmen	653	1.933
2059	630130000	Blankets (Other Than Electric Blanket) & Travelling Rug Of Cotton	4	6
2060	630190900	Other Blankets And Travelling Rugs	881	982
2061	630221900	Other Bed Linen, Printed Of Cotton Other Than Batik	198	457
2062	630222990	Other Bed Linen, Printed Of Man Made fibres Other Than Batik	1	9
2063	630231000	Other Bed Linen Of Cotton Batik	9.949	19.456

No.	HS	Jenis Barang	Volume (Kg)	Nilai (US\$)
2064	630232900	Other Bed Linen Of Man Made Fabrics	2.027	10.544
2065	630251900	Other Table Linen Of Cotton Other Than Batik	147	273
2066	630260900	Toilet Linen And Kitchen Linen Other Than Batik	35.640	61.348
2067	630291100	Other Linen Of Cotton Of Knitted Or Crocheted	18.782	33.771
2068	630299990	Toilet Linen & Kitchen Linen Of Othtextile Materials	214	263
2069	630311000	Curtains Knitt Or Crocheted Of Cott	89	650
2070	630319000	Curtains Knitted Or Crocheted Of Other Textile Materials	134	818
2071	630391000	Curtains Not Knitted Or Crocheted Of Cotton	2	15
2072	630399000	Curtains Not Knitted Or Crocheted Of Other Textile Materials	3.345	6.169
2073	630419200	Bedspreads Of Cotton	165	320
2074	630491000	Other Furnishing Articles Knitted Or Crocheted	1	3
2075	630492900	Other Furnishing Articles Of Notknitted Or Crocheted,Of Cotton	48	290
2076	630493000	Other Furnishing Articles Of Notknitted/Crocheted,Of Synthetic Fib	15	19
2077	630499000	Other Furnishing Articles Of Notknitt/Crocheted,Of Oth Textile Mat	1.882	2.375
2078	630510000	Sacks And Bags Of A Kind Used For Packing Of Goods Of Jute	1.831.325	1.036.454
2079	630520900	Other Sacks And Bags Of Cotton	212	654
2080	630533900	Sacks & Bag Of Akind Used For Pack.Of Good Of Polyethyl.Not Knit/Croch	6.084	18.131
2081	630699900	Other Camping Goods Of Other Textilmaterials	1	6
2082	630710200	Floor-Cloths,Dish-Cloths, Dusters Of Non Woven Fabrics	5.430	36.472
2083	630710900	Oth.Floor-Cloth,Dish-Cloths,Dusters	1.031	19.801
2084	630720000	Life-Jackets And Life-Belts	3.455	2.175
2085	630790900	Other Than Made Up Articles	58.451	132.043
2086	630800000	Sets Consisting Of Woven Fab & Yarnfor Making Up Into Rug,Tapestries	8.526	59.850
2087	630900000	Worn Clothing And Oth Worn Articles	61.633	21.456
2088	631010000	Sorted Used Or New Rug,Cordage,Rope&Cable Of Twine,Cordage,Rope/Cable	7.460	733
2089	631090000	Other Used Or New Rug,Cordage,Rope &Cable Of Twine,Cordage,Rope/Cable	10.618	947
2090	640110000	Footwear Incorporating A Protectivemetal Toe-Cap	78	1.602
2091	640192000	Other Footwear Covering The Ankle	10	98
2092	640199200	Sandal And Bathing Slippers	1.675	5.010
2093	640219000	Other Footwear Of Rubber Or Plastic	32.623	65.920
2094	640220000	Footwear With Upper Straps Or Thongassembled To The Sole By Plugs	1	4
2095	640291000	Other Footwear Covering The Ankle Of Rubber Or Plastic	22.509	15.023
2096	640299100	Oth.Shoes(Excluding Shoes For Sport	533.026	792.128
2097	640319200	Ski-Boot&Cross Country Sky Footwearother With Outer Soles Of Rubber	143.782	168.888
2098	640320000	Footwear With Outer Sole Of Leatherand Uppers Of Leather Straps	19.425	31.953
2099	640330000	Footwear Made On A Base Or Platformwood,Not Having An Inner Sole/Meta	10	19
2100	640340000	Other Footwear, Incorporating A Protective Metal Toe-Cap	198	3.842
2101	640351000	Other Footwear With Outer Soles Of Leather Covering The Ankle	10.271	7.634
2102	640359200	Oth.Footwear With Outersole Leathercover The Ankle Women'S&Girls Shoe	197.289	267.790
2103	640359900	Oth.Footwear With Outersole Leather	2	310
2104	640391900	Other Footwear Covering The Ankle With Outer Soles Of Rubber,Plastic	9.381	30.679
2105	640399100	Oth.Footwear Men'S And Boy'S Shoes	129.431	178.958
2106	640411100	Sports Footwear Of Rubber	2.181	1.122
2107	640419190	Other Sport Footwear Of Rubber For Other	996	3.490
2108	640510000	Other Footwear With Uppers Of Eather Or Composition Leather	7.796	7.371
2109	640520000	Other Footwear With Uppers Of Textile Materials	3.465	8.984
2110	640590900	Other Footwear	159.986	192.585
2111	640610000	Uppers And Parts Thereof,Other Thanstiffeners	520.434	364.351
2112	640620000	Outer Soles And Heels, Of Rubber Orplastics	1.315.222	5.134.762
2113	640691000	Parts Of Footwear Of Wood	17.811	112.011
2114	640699000	Parts Of Footwear Of Other Material	158.905	679.013
2115	650300000	Felt Hats And Other Felt Headgear, Made From The Hat Bodies,Hoods	199	374
2116	650400000	Hats And Other Headgear, Plaited Ormade By Assemb. Strips Of Any Mate.	1.233	519
2117	650510000	Hair-Nets	2.464	55.371
2118	650590000	Hats And Other Headgear, Knit/Crochor Made Up From Lace,Oth Tex.Fabric	23.185	24.657
2119	650610200	Safety Headgear For Motorcyclists And Scooterists	160.870	358.138
2120	650610900	Other Safety Headgear	29	1.017
2121	650691000	Safety Headgear Of Rubber/ Plastics	13.847	12.833
2122	650699000	Safety Headgear Of Other Materials	7.491	17.693



No.	HS	Jenis Barang	Volume (Kg)	Nilai (US\$)
2123	650700000	Head-Bands, Linings, Covers, Hat Fondations,Hat Frames,Peak&Chintra	15.138	22.362
2124	660110000	Garden Or Similar Umbrellas	4.595	6.886
2125	660191000	Having A Telescopic Shaft Umbrellas	1	2
2126	660199000	Other Umbrellas	618.394	467.357
2127	660200000	Walking-Sticks, Seat-Sticks, Whips,Ridingcrops And The Like	344	395
2128	660320000	Umbrella Frames, Including Frames Mounted On Shafts(Sticks)	9.939	13.640
2129	660390100	Part, Trimming And Accessories For Articles Of Heading No.66.01.	71	126
2130	660390200	Part, Trimming And Accessories For Articles Of Heading No.66.02.	8	222
2131	670100000	Skins And Other Parts Of Birds Withtheir Feathers Or Down,Feather,Par	40.625	75.283
2132	670210000	Artificial Flowers, Foliage And Fruit Of Plastics	155.961	125.256
2133	670290000	Artific. Flowers, Foliage And Fruit& Parts Thereof;Of Oth Than Plastic	20.551	21.608
2134	670300000	Human Hair,Dressed,Thinned,Bleached/Oth.Wise Work;Wool/Oth.Animal Hai	2.257	8.872
2135	670411200	Complete Wigs Of Synthetic Textile For Women	455	320
2136	670419000	Switches,False Beards, Eyebrows Andeyelashes Of Synthetic Tex.Material	5.431	17.942
2137	670420400	Wigs Of Human Hair For Women	2.658	8.313
2138	670490000	Wigs, False Beards, Eyebrows And Eyelashes Of Other Synth.Text.Mat.	225	2.961
2139	680100000	Setts, Curbstones And Flagstones,Ofnatural Stone (Except Slate)	27	3.847
2140	680210100	Tiles & Similar Articles Of Marbles	450	340
2141	680221000	Marble, Travertine And Alabaster	1.983.676	1.120.106
2142	680223100	Granite, Width Sheet, Polished	1.776.265	420.037
2143	680229000	Other Stone Simply Cut Or Sawn	67.036	66.276
2144	680291000	Other Marble,Travertine & Alabaster	1.441.565	299.405
2145	680293000	Other Granite	1.095.281	311.866
2146	680299000	Other Stone	18.214	6.253
2147	680300900	Other Than Slab And Roofing Slates	27.906	6.086
2148	680410000	Millstones And Grindstones For Milling, Grinding Or Pulping	80.644	436.877
2149	680421000	Other Millstones, Grindstones Of Diamond	119.982	91.820
2150	680422000	Other Millstones, Grindstones Of Ceramics	217.788	500.425
2151	680423000	Other Millstones, Grindstones Of Natural Stone	64.355	19.464
2152	680430000	Hand Sharpening Or Polishing Stones	270.184	181.853
2153	680510000	Abrasive Powder On A Base Of Woven Textile Fabric Only	274.390	1.345.948
2154	680520100	Polishing Disc On A Base Of Paper Or Paperboard	35.118	267.539
2155	680520900	Other Abrasive Powder On A Base Of Paper Or Paperboard	122.142	317.166
2156	680530100	Polishing Disc On A Base Of Other Materials	2.842	16.383
2157	680530900	Other Abrasive Powder On A Base Of Other Materials	86.496	313.838
2158	680610000	Slag Wool,Rock Wool&Similar Mineralwools In Bulk,Sheets Or Rolls	389.080	580.194
2159	680620000	Exfoliated Vermiculite, Expanded Clays,Foamed Slag	29.016	20.910
2160	680690000	Other Mixtures And Articles Of Heatinsulating,Sound-Insulating Minera	86.111	143.835
2161	680710000	Articles Of Asphalt In Rolls	257.876	108.454
2162	680790000	Articles Of Asphalt Or Of Similar Material Other Than In Roll	61.434	39.038
2163	680800000	Panels, Boards, Tiles, Blocks And Similar Artic. Of Vegetable Fibre	231.913	156.380
2164	680911000	Board,Sheets,Panel,Tiles Of Plasterfaced Or Reinforced With Paper	3.071.394	365.438
2165	680919000	Other Articles Of Plaster Boards, Sheets,Panels,Tiles	836.907	208.320
2166	681019100	Floor Or Wall Tiles Of Cement	3.623	2.018
2167	681019900	Other Articles Of Cement	26.582	9.311
2168	681091900	Other Prefabricated For Building Ofcement	14.500	3.338
2169	681099900	Other Articles Of Cement Or Of Artificial Stone	19	500
2170	681110000	Corrugated Sheet Of Asbestos Cement	18.001	7.033
2171	681120000	Other Sheets, Panels, Tiles And Similar Articles Of Asbestos Cement	251.900	62.840
2172	681130100	Ventilation Tubing And Other Tubingcable Conduits Of Asbestos Cement	34	167
2173	681130900	Other Pipes And Pipe Fitting Of Asbestos Cement	118	217
2174	681220000	Yarn And Thread Of Asbestos	78.338	228.838
2175	681230000	Cord And String Of Asbestos,Whetheror Not Plated	4.202	6.221
2176	681250000	Clothing, Clothing Accessories,Footwear & Headgear Mixture With Asbes	1.850	40.436
2177	681260000	Paper, Millboard & Felt Of Asbestos	419	841
2178	681270000	Compressed Asbestos Fibre Jointing,In Sheets Or Rolls	127.988	99.451
2179	681290000	Other Articles Of Asbestos	175.087	658.491
2180	681310000	Brake Linings And Pads	107.991	452.021
2181	681390000	Friction Material & Article There Of	137.084	1.027.420

No.	HS	Jenis Barang	Volume (Kg)	Nilai (US\$)
2182	681410100	Sheet And Strip,Simply Cut To Shape Of Agglomerated Mica	15.855	60.387
2183	681410900	Other Plates Of Agglomerated Mica	3	339
2184	681490100	Roll And Pieces,Simply Cut To Shape Of Articles Of Mica	389	25.462
2185	681490900	Other Articles Of Mica	259	2.508
2186	681510200	Bricks, Paving Slabs,Flooring Tilesand Oth.Similar Constructional Goo	2.659	48.117
2187	681510900	Other Non Electrical Articles Of Graphite	52.885	328.763
2188	681599000	Other Articles Of Other Mineral Substances	5.866	23.659
2189	690100000	Bricks,Blocks,Tiles And Oth.Ceramic Goods Of Siliceous Fossil Meals	196.547	65.276
2190	690210000	Refractory Bricks, Blocks, Tiles Containing By Mg,Ca,Cr > 50 %	3.391.941	2.177.207
2191	690220000	Refractory Bricks, Blocks, Tiles Containing By Al2 O3,Si O2 > 50%	2.076.003	2.603.678
2192	690290000	Other Refractory Bricks,Blocks,Tile	4.300.318	3.129.250
2193	690310000	Refractory Ceramic Goods Containingby Weight Graphite> 50%	27.550	153.284
2194	690320000	Refractory Ceramic Goods Containingaluminium > 50%	854.428	1.264.289
2195	690390000	Other Refractory Ceramic Goods	283.186	1.236.594
2196	690490000	Other Ceramic Flooring Blocks	516.302	105.339
2197	690510000	Roofing Tiles	370.656	175.246
2198	690590000	Other Chimney Pots,Cowls Etc	115	934
2199	690600000	Ceramic Pipes, Conduits, Gutteringand Pipe Fittings	6.402	123.228
2200	690710000	Unglazed Tile, Cube & Sim.Articles,In Asquare The Side Of Which Lte.	52.677	4.260
2201	690790000	Oth Unglazed Tile, Cube And Similararticles,Whether Or Not Rectangular	3.984.151	568.165
2202	690810000	Glazed Tile, Cube & Sim. Articles, In Asquare The Side Of Which Lte.	9.749.077	1.411.347
2203	690890000	Oth Glazed Tile, Cube And Similar Articles,Whether Or Not Rectangular	7.607.619	1.805.049
2204	690911000	Ceramic Ware For Laboratory Chemica Of Porcelain Or China	15.366	23.859
2205	690919000	Other Ceramic Ware For Laboratory Chemical	600.444	354.298
2206	690990000	Other Of Ceramic Wares For Laborat.Chemical Or Other Technical Uses	10.657	16.029
2207	691010000	Ceramic Sink,Wash Basin Of Porcelin Of China	267.041	156.624
2208	691090000	Other Ceramic Sinks,Wash Basins	244.758	109.012
2209	691110000	Table Ware And Kitchen Ware Of Porcelain Of China	4.011.381	1.171.686
2210	691190000	Other Household Artcl & Toilet Artcof Pocerlain Of China	372.440	131.958
2211	691200000	Ceramic Table Ware, Kitchen Ware, Etcother Than Of Porcelain Of China	281.411	47.570
2212	691310100	Statuettes And Other Ornaments Of Porcelain Of China	2.853	3.578
2213	691390000	Statuettes And Other Ornamental Ceramic Artc Oth Than Of Porcelain	7.150	7.601
2214	691410000	Other Ceramic Articles Of Porcelain Of China	8.984	15.248
2215	691490000	Other Ceramic Articles	148.529	178.676
2216	700100000	Cullet And Other Waste And Scrap Ofglass	159.748	21.185
2217	700210000	Glass In Balls	94.838	16.600
2218	700231990	Other Tubes Glass	17.227	29.258
2219	700239990	Other Glass In Ball'S	160	2.130
2220	700312000	Cast Glass & Rolled Glass Coloured Throughout The Mass,Non-Wired Sheet	39.229	88.325
2221	700319000	Oth. Cast Glass And Rolled Glass, Non-Wired Sheets	59.166	15.637
2222	700330000	Profiles Cast Glass	938	6.570
2223	700420000	Drawn Glass & Blown Glass, In Sheet Coloured Throughout The Mass	8	130
2224	700490000	Drawn Glass & Blown Glass, In Sheetoth Than Colour Throughout The Mass	9.103	20.231
2225	700510100	Float Glass Non-Wired Glass Cut To Shape	145.933	27.491
2226	700521900	Oth.Float Glass Oth.Non-Wired Glasscolor Throughout The Mass Rectangu	140.373	47.645
2227	700529000	Oth. Float Glass And Surface Ground/ Polished Glass,In Sheet,Non-Wired	8.992	25.053
2228	700600000	Glass Of Heading No.70.03, 70.04 Or70.05,Bent,Edges Worked,An Graved	83.036	64.318
2229	700711000	Toughened (Tempered) Safety Glass Of Size & Shape Suit. For Vehicles	271	2.392
2230	700719000	Other Safety Glass	1.184	1.989
2231	700721000	Laminated Safety Glass Of Size And Shape Suit. For Incorp.In Vehicles	259	2.380
2232	700729000	Other Lminated Safety Glass	1.351	7.361
2233	700800000	Multiple-Walled Insulating Units Of Glass	1.063	173
2234	700910000	Rear-View Mirrors For Vehicles	93.250	89.193
2235	700991000	Unframed Glass Mirrors	3.288	2.959
2236	700992000	Framed Glass Mirrors	60.457	37.951
2237	701010000	Ampoules	6.115	14.648
2238	701020000	Stoppers, Lids And Other Closures Of Glass	19.881	29.075
2239	701091900	Carboys,Demi Johns & Oth. Containerwith 1 L Lt. A Capacity Lt. 20 L	24.800	19.105
2240	701092000	Carboys,Demi Johns & Oth. Containerwith 0.33 L Lt. A Capacity Lt. 1	12.809.776	3.800.577
2241	701110100	Glass Envelopes For Electric Lamps	2.912.400	1.449.323

No.	HS	Jenis Barang	Volume (Kg)	Nilai (US\$)
2242	701110900	Other Glass Envelopes	26.582	13.803
2243	701190000	Glass Envelopes For Others	47	1.075
2244	701200000	Glass Inners For Vacuum Flasks Or For Other Vacuum Vessels	2.186.316	1.023.682
2245	701310120	Not Coloured Drinking Glasses Of Glass Ceramics	50.964	27.254
2246	701321000	Drinking Glasses Of Lead Crystal	4.481	4.415
2247	701329000	Other Drinking Glass Other Than Of Ceramics	35.891	34.598
2248	701339000	Other Of Glassware Of A Kind Used For Table	216.217	387.907
2249	701391000	Other Glassware Of Lead Crystal	339	1.006
2250	701399000	Other Glassware	35.614	121.338
2251	701400910	Other Signalling Glass Ware For Light House,Ship'S Lantern	410	188
2252	701400990	Other Signalling Glass Ware & Optical Elements Of Glass	5.644	27.439
2253	701590990	Oth.Worked Glass For Non Corrective	144	172
2254	701610000	Glass Cubes &Other Glass Smallwares	127.266	20.320
2255	701690000	Paving Block, Slab, Brick, Squares,& Oth Artc Of Pressed/Moulded Glass	11.322	22.604
2256	701710000	Laboratory Hyg.Or Pharma. Glasswareof Fused Quartz Or Oth Fused Silica	2.280	12.921
2257	701720000	Laboratory Hyg.Or Pharma. Glasswareof Expansion Lte. 5X10 -6 Per Kelv	6.619	71.508
2258	701790000	Other Lab. Hyg. Or Pharmaceutical Glassware	10.062	45.681
2259	701810900	Other Glass Beads,Imitation Pearls	713.139	378.819
2260	701820000	Glass Microspheres Diameter Lt. 1 Mm	67.110	27.462
2261	701890000	Glass Eyes,Statuetes & Oth Ornamentof Lamp-Worked Glass	19.432	88.138
2262	701911000	Chopped Strands, Of A Length Of Not More Than 50 Mm	10.056	10.224
2263	701912000	Rovings Of Glass Fibres	456.062	163.103
2264	701919000	Slivers, Yarn And Other Chopped Strands	994.572	450.097
2265	701931000	Mats Of Glass Fibres	168.288	136.721
2266	701932000	Thin Sheets (Voiles)Of Glass Fibres	36.396	43.451
2267	701939000	Other Non Woven Products Of Glass Fibres	773.630	639.577
2268	701940000	Woven Fabrics Of Rovings	42.257	68.406
2269	701952000	Other Woven Fabrics Of Glass Fibreswith A Width > 30 Cm, Plain Weave	16	4
2270	701959000	Other Woven Fabrics Of Glass Fibres	23.923	29.732
2271	701990000	Other Artcles Of Glass Fibres There Of	62.301	97.095
2272	702000000	Other Articles Of Glass	36.845	106.546
2273	710121000	Unworked Cultured Pearls	350	2.033
2274	710122000	Worked Cultured Pearls	230	846
2275	710310000	Precious Stones Unworked Or Simply Sawn Or Roughly Shaped	801	614
2276	710410000	Piezo-Electric Quartz	8.568	356.700
2277	710490000	Other Synthetic Or Reconstructed Precious Stones	1.583	8.483
2278	710610000	Silver In Powder Form Semi-Manufact. Forms Or In Powder	317	31.597
2279	710691000	Unwrought Silver	9.813	89.144
2280	710812100	Gold In Lumps, Ingots Or Cast Bars	98	1.298.654
2281	710813000	Other Semi-Manufactured Forms Gold	642	1.159.739
2282	711019000	Other Platinum	2	79
2283	711311000	Articles Of Jewellery Of Silver	197	192
2284	711320000	Articles Of Jewellery Of Base Metalclad With Precious Metal	3.190	2.448
2285	711590100	Other Articles Of Precious Metal For Laboratory Purposes	753	5.777
2286	711590900	Other Articles Of Precious Metal	100	4.560
2287	711711000	Cuff-Links And Studs	1.029	4.294
2288	711719900	Other Imitation Jewellery Of Base Metal	45.930	128.974
2289	711790100	Imitation Jewellery Of Plastics	85.777	58.754
2290	711790500	Imitation Jewellery Of Glass	306	850
2291	711790600	Imitation Jewellery Of Tortoise- Shell ,Mother Of Pearl ,Ivory ,Etc	7.090	3.366
2292	711790900	Other Imitation Jewellery	5.818	20.926
2293	711810000	Coin (Other Than Gold Coin) , Not Being Legal Tender	2.395	4.160
2294	720110000	Non-Alloy Pig Iron Containing Lte. 0.5 % Phosphorus	1.254.980	475.664
2295	720211000	Ferro-Manganese, Alloys Containing By Weight > 2 % Of Carbon	191.000	162.900
2296	720219000	Other Ferro-Manganese ,Alloys	226.992	292.428
2297	720221000	Ferro-Silicon ,Alloys Containing By Weight > 55 % Of Silicon	3.433.118	2.362.033
2298	720229000	Other Ferro-Silicon ,Alloys	18.312	10.400
2299	720230000	Ferro-Silico-Manganese ,Alloys	10.920.389	8.240.247
2300	720241000	Ferro-Chromium ,Alloys Containing By Weight > 4 % Of Carbon	37.650	68.512

No.	HS	Jenis Barang	Volume (Kg)	Nilai (US\$)
2301	720249000	Other Ferro-Chromium ,Alloys	108.278	146.124
2302	720270000	Ferro-Molybdenum ,Alloys	41.973	160.108
2303	720292000	Ferro-Vanadium ,Alloys	12.000	561.462
2304	720299000	Other Ferro-Alloys Silicon And Ferro Cromium	976.593	1.212.415
2305	720310000	Ferrous Products Obtained By Directreduction Of Iron Ore	146.506.955	41.998.415
2306	720410000	Waste And Scrap Of Cast Iron	4.837.430	762.580
2307	720421000	Waste And Scrap Of Alloy Stainless Steel	250.763	110.928
2308	720429000	Oth. Waste And Scrap Of Alloy Steel	113.216.881	29.636.471
2309	720430000	Waste And Scrap Of Tinned Iron Or Steel	29.493	22.398
2310	720441000	Oth. Waste And Scrap In Turnings , Shavings ,Chips ,Milling Waste	2.210.570	331.588
2311	720449000	Other Waste And Scrap	21.233.298	5.048.466
2312	720510000	Granules Of Pig Iron ,Spiegeleisen Iron Or Steel	667.856	462.042
2313	720521000	Powders Of Alloy Steel	20.000	4.853
2314	720529000	Other Pig Iron ,Spiegeleisen ,Iron Or Steel	336.539	356.592
2315	720610000	Ingot Of Iron Or Non Alloy Steel In Other Primary Forms, Carbon Lt. .	29.437	29.402
2316	720690000	Other Iron And Non-Alloy Steel In Other Primary Forms	12.161	30.366
2317	720711100	Slabs Of Rectangular Of Iron Or Non-Alloy Steel Carbon Lt. 0,25 %	167.212.022	65.648.459
2318	720712100	Rectangular Billets ,Carbon Lt. 0,25%	267.636.014	116.885.463
2319	720719000	Other Semi Finished Product Of Ironor Non-Alloy Steel ,Carbon Lt.0,25	40.754	32.462
2320	720720100	Billets ,Carbon >= 0,25 %	3.245.868	1.947.474
2321	720810000	Flat Roll. Prod. Of Iron In Coils Not Further Worked Than Hot Rolled	10.339.898	5.305.894
2322	720825000	Flat Rolled Prod. Of Iron In Coils Of A Thickness Of 4.75 Mm Or More	5.206.353	2.592.402
2323	720826000	Flat Rolled Prod. Of Iron In Coils Of 3 Mm Lte. Thickness Lte. 4,75	632.279	384.692
2324	720827000	Flat Rolled Prod. Of Iron In Coils Of A Thickness Of Less Than 3 Mm	2.465.118	1.414.930
2325	720836000	Other Of Flat Rolled Prod. Of Iron In Coils Of A Thickness Exc. 10 Mm	19.280.648	10.796.510
2326	720837000	Other Of Flat Rolled Prod. Of Iron In Coils Of 4,75Mm Lte.Thick. Lte.	27.861.332	15.156.205
2327	720838000	Other Of Flat Rolled Prod. Of Iron In Coils Of 3 Mm Lte.Thick. Lte. 4	20.160.966	11.442.605
2328	720839000	Other Of Flat Rolled Prod. Of Iron In Coils Of A Thickness Of Lt. 3 M	65.272.555	39.459.359
2329	720840000	Flat Roll.Prod.Of Iron Not In Coilsnot Further Worked Than Hotrolled	27.185	55.467
2330	720851990	Other Of Flat Roll.Prod.Of Iron Notin Coils, Of A Thickness Exc.10Mm	2.519.715	2.338.730
2331	720852000	Flat Roll.Prod.Of Iron Not In Coilsof 4,75 Mm Lte. A Thickness Lte.	4.382.177	3.066.065
2332	720853000	Flat Roll.Prod.Of Iron Not In Coilsof 3 Mm Lte. A Thickness Lt. 4,75	830.290	572.367
2333	720854000	Flat Roll.Prod.Of Iron Not In Coilsof A Thickness Of Less Than 3 Mm	6.666.734	2.213.590
2334	720890000	Oth. Of Flat Rolled Prod.Of Iron Ornon-Alloy Steel That Width >=600 Mm	7.376.182	3.404.995
2335	720915900	Flat Rolled Prod. Of Iron In Coils,Thickness>=3Mm, Weight Lt.0.6% Car	2.507.535	1.023.976
2336	720916900	Flat Rolled Prod. Of Iron In Coils,1Mm Lt.Thick Lt.3Mm, Weight Lt. 0.	2.544.299	1.948.233
2337	720917900	Flat Rolled Prod. Of Iron In Coils,0,5Mm Lte.Thick Lt.1Mm,Weight Lt.0.	8.581.034	6.731.121
2338	720918900	Flat Rolled Prod. Of Iron In Coils,Thickness Lt.1,5Mm, Weight Lt.0.6%	5.818.661	4.216.285
2339	720925900	Flat Roll.Prod.Of Iron Not In Coilsthickness>=3Mm, Weight Lt.0.6% Car	2.081	14.812
2340	720926900	Flat Roll.Prod.Of Iron Not In Coils1Mm Lt.Thick Lt.3Mm, Weight Lt. 0.	10.300	40.927
2341	720927900	Flat Roll.Prod.Of Iron Not In Coils0,5Mm Lte.Thick Lt.1Mm,Weight Lt.0.	216	1.493
2342	720928900	Flat Roll.Prod.Of Iron Not In Coilsthickness Lt.1,5Mm, Weight Lt.0.6%	637.691	201.650
2343	720990900	Others Flat-Rolled Products	105.360	46.961
2344	721012100	Flat-Rolled Products Plated/Coated With Tin Thick Lt.0,5Mm,Not Surf.Tr	17.646.122	18.022.849
2345	721020000	Flat Roll.Prod.Of Iron Which Plated/Coated With Lead, Incl. Terneplate	4.848.728	1.431.908
2346	721030000	Flat Roll.Prod.Of Iron Which Elec- Trolically Plated/Coated With Zinc	836.923	639.052
2347	721049000	Others Flat-Rolled Prod.Of Steel Otherwise Plated/Coated With Zinc	236.198	190.261
2348	721050000	Fl.Roll.Prod.Of Iron Which Oth.Wiseplated/Coated With Chromium Oxid	1.652.552	1.638.552
2349	721061000	Flat Roll.Prod.Of Iron Which Plated/Coated With Aluminium-Zinc Alloys	976.743	951.616
2350	721069000	Oth.Of Flat Roll.Prod.Of Iron Whichplated/Coated With Alu.-Zinc Alloys	893.871	311.346
2351	721070000	Flat Roll.Prod.Of Iron Which Paint,Varnished/Coated With Plastics	504.146	455.669
2352	721090000	Oth.Of Flat Roll.Prod.Of Iron Whichpaint.,Varnished/Coated With Plast.	765.139	719.878
2353	721113100	Flat Roll.Prod. Of Iron,Not Furtherworked Than Hotrolled W>=0.6% Carb.	4.054.282	1.639.921
2354	721114100	Oth. Flat Roll.Prod. Of Iron Thick.>= 4,75 Mm, Weight >= 0.6% Carbon	52.825	59.335
2355	721114990	Oth.Of Flat Roll.Prod.Of Iron Width> 500 Mm	8.169	13.572
2356	721119100	Other Of Flat Rolled Prod. Of Iron Containing By Weight >= 0.6% Carbon	39.587	23.148
2357	721119919	Other Sheets And Plates, Other Thickness Width Lt. 500 Mm Hot Rol	1.001.172	514.722
2358	721123911	Fl.Roll.Prod.Of Iron,Weight Lt.0,25% Cwidth Lte.500 Mm In Tape, Band O	912.520	500.217
2359	721129100	Flat Rolled Product Of Iron Cont. By Weight 0.6% Or More Of Carbon	28.105	53.399

No.	HS	Jenis Barang	Volume (Kg)	Nilai (US\$)
2360	721129911	Tape, Band Of Iron, Other Thickness Width Lt. 500 Mm Other Hot Rolled	177.401	119.383
2361	721190100	Oth. Of Flat Rolled Product Of Ironcont. By Weight >= 0,6% Carbon	7.533	7.395
2362	721190990	Other Flat-Rolled Products , Other Process	4.302	42.168
2363	721220000	Flat Rolled Product Of Iron Or Non-Alloy,Elect.Plat.Or Coat. With Zinc	9.432	45.466
2364	721240110	Tape, Band Of Iron, Painted Varnished Or Plastic Coated Width Lt. 500	198.308	215.162
2365	721240900	Other Flat-Rolled Products ,Paintedvarnished Or Plastic Coated	283.353	227.432
2366	721260190	Other Sheets And Plates, Clad	14.581	8.546
2367	721310900	Other Flat-Rolled Prod.,Containing Indentation ,Ribs ,Grooves	4.944.415	2.074.200
2368	721320100	Flat-Rolled Prod. Of Free - Cuttingsteel ,5Mm = Lt. Thickness = Lt. 10	2.033.970	466.594
2369	721320900	Oth.Flat-Rolled Prod.Of Free - Cutting Steel	1.981	11.270
2370	721391110	Oth Bar & Rocks,Hot,Rolld,Dia Lt.14Mm Containing By Weight 0.77% Or Mo	220.771	129.886
2371	721399930	Other Cold Heading In Coils > 14 Mm	40.130.633	14.163.218
2372	721399990	Other Bars And Rods > 14 Mm Not Of Free-Cutting Steel	6.498.561	3.414.520
2373	721410000	Other Forged Bars And Rods Of Iron Or Non-Alloy Steel	4.315.638	2.400.218
2374	721420000	Other Bars And Rods Contain Indent-Ation , Ribs , Groves	308.514	70.958
2375	721491200	Other Shaft Bars Of Rectangular Crossection	118.072	127.971
2376	721491900	Other Of Rectangular Crossect. Not Concrete, Shaft And Manganese Steel	64.035	32.282
2377	721499300	Other Manganese Steel Not Free- Cutting Steel	17.240	34.635
2378	721499900	Other Bars And Rods Not Concrete, Shaft,Manganese, Free-Cutting Steel	2.137.166	625.101
2379	721510000	Oth.Bars And Rods Of Free-Cutting Stell	233.737	179.036
2380	721550000	Other Not Further Worked Than Cold-Formed Or Cold-Finished	68.389	55.785
2381	721590110	Shaft Bars Of Iron Or Non Alloy	3.518.659	1.555.849
2382	721590900	Other Bars And Rods Of Iron	2.211	10.653
2383	721610000	Angels, Shapes And Sections Of Ironor Non Alloy Steel ,Height Lt. 80	205.041	148.645
2384	721621000	L Sections Of Iron ,Height Lt. 80 Mm	2.912	2.270
2385	721631000	U Sections Of Iron ,Height > 80 Mm	540.293	326.331
2386	721632000	I Sections Of Iron ,Height > 80 Mm	317.792	128.855
2387	721633000	H Sections Of Iron ,Height > 80 Mm	1.626.247	896.616
2388	721640000	L Or T Section Of Iron,Height >80Mm	1.115.807	717.380
2389	721650000	Other Angles, Shapes And Sections, Of Iron Cold Formed	1.140.530	449.818
2390	721661000	Angels,Shapes,Sects Cold-Former Or Finished Only From Flat-Rolled Prod	4.036	7.014
2391	721669000	Other Angels Etc, Cold-Formed Or Finished Not From Flat-Rolled Prods	1.497.670	1.012.964
2392	721691000	Other Angels Etc Cold-Formed Or Finished From Flat Rolled Products	33.039	44.331
2393	721699000	Other Angels, Shapes And Section Ofiron Or Not-Alloy Steel	4.595.273	3.355.891
2394	721710150	Free Cutting Steel Wire Containing By Weight Carbon Lte. 0.25%	49.500	12.573
2395	721710190	Other Wire Of Iron/Non-Alloy Steel Containing By Weight Carbon Lte.0.2	4.314	8.162
2396	721710220	Spokes Wire Nail Wire Containing Byweight 0.25% Lt. Carbon Lte. 0.60	3.379	13.525
2397	721710230	Flat Hardsteel Reed Wire Not Coatedcontain By Weight0.25% Lt.Carbon Lt	4.276.964	1.502.492
2398	721710290	Other Wire Of Iron/Non-Alloy Steel Containing By 0.25% Lt. Carbon Lte	537.588	186.827
2399	721710390	Other Wire Of Iron/Non-Alloy Steel Contain By Weight Of Carbon > 0.60%	239.703	96.845
2400	721720170	Steel Wire By Zinc >= 240Gr/Mm And Silicon > 0.1%	580.796	424.900
2401	721720290	Other Nailwire Plated/Coated With Zinc Contain By 0.25% Lt.Carbon Lte	450.192	506.105
2402	721720350	Beadwire Plated Or Coated With Zinby Weight Of Carbon > 0.60%	420.621	352.947
2403	721720390	Other Nail Wire Plated/Coated With Zinc Containing Of Carbon > 0.60%	105.152	34.697
2404	721730190	Other Nail Wire Plated/Coated With Basemetals Contain Of Carbon Lte.0.	119	3.537
2405	721730300	Wire Plated Or Coated With Base- Metals By Carbon > 0.60%	4.786	4.750
2406	721790190	Other Wire Plated/Coated With Base Metal By Carb>0.25%Not Sp/Steel Pvc	929.091	2.046.001
2407	721790300	Other Wire Plated/Coated With Base Metals Containing Of Carbon >0.6%	36.929	63.692
2408	721810000	Ingots And Other Primary Forms Of Stainless Steel	211	5.207
2409	721899000	Other Ingots And Other Primary Formnot Of Rectangular Crossection	254.360	424.457
2410	721911000	Flat-Rolled Products ,Width > 600Mmin Coils Of Thickness > 10Mm	371.327	434.914
2411	721912000	Flat-Rolled Products ,Width > 600Mmin Coils Of 4,75Mm= Lt.Thickness L	658.430	1.027.877
2412	721913000	Flat-Rolled Products ,Width > 600Mmin Coils Of 3Mm= Lt. Thickness Lt.	30.026.954	36.930.439
2413	721914000	Flat-Rolled Products ,Width > 600Mmin Coils Of Thickness Lt. 3Mm	25.149.370	30.030.058
2414	721921000	Flat-Rolled Products ,Width > 600Mmnot In Coils Of Thickness > 10Mm	226.546	367.577
2415	721922000	Flat-Rolled Products ,Width > 600Mmnot In Coil 4,75Mm= Lt.Thickness Lt	559.200	1.083.084
2416	721923000	Flat-Rolled Products ,Width > 600Mmnot In Coil Of 3Mm= Lt.Thicknes Lt.	396.675	641.759
2417	721924000	Flat-Rolled Products ,Width > 600Mmnot In Coils Of Thickness Lt. 3Mm	1.003.056	950.665
2418	721931000	Flat-Rolled Products ,Width > 600Mmcold Reduced Of Thickness > 4,75Mm	16.112	46.746

No.	HS	Jenis Barang	Volume (Kg)	Nilai (US\$)
2419	721932000	Flat-Rolled Products ,Width > 600Mmcold Reduced 3Mm Lt. Thickness Lt.	97.218	334.746
2420	721933000	Flat-Rolled Products ,Width > 600Mmcold Reduced 1Mm Lt. Thickness Lt	343.543	623.510
2421	721934000	Flat-Rolled Products ,Width > 600Mmcold Reduced 0,5Mm Lt. Thickness L	1.878.795	4.326.561
2422	721935000	Flat-Rolled Products ,Width > 600Mmcold Reduced Of Thickness Lt. 0,5M	332.522	557.121
2423	721990000	Oth. Flat-Roll Product,Width >600Mm	470	2.797
2424	722011100	Sheets And Plates Of Thickness >= 4,75 Mm ,Width Lt. 600 Mm	762	9.095
2425	722011900	Oth. Flat-Roll Product,Width Lt.600Mmthickness >= 4,75 Mm	60.053	90.333
2426	722012100	Sheets And Plates Of Thickness Lt. 4,75 Mm ,Width Lt. 600 Mm	3.690.459	2.024.254
2427	722012900	Oth. Flat-Roll Product,Width Lt.600Mmthickness Lt. 4,75 Mm	70.241	168.877
2428	722020100	Sheets And Plates Cold Reduced Width Lt. 600 Mm	1.006.314	2.836.807
2429	722020900	Oth. Flat-Roll Product,Width Lt.600Mmcold Reduced	57.845	108.010
2430	722090100	Sheets And Plates ,Width Lt. 600Mm	12.387	21.851
2431	722090900	Oth. Flat-Roll Product,Width Lt.600Mm	182.411	107.364
2432	722100000	Bar And Rod,Hot-Roll,In Irregularlywound Coils ,Of Stainless Steel	30.004	19.640
2433	722211000	Other Bars And Rods Of Circular Section By Hot-Rolled Only	608.801	1.089.591
2434	722219000	Oth. Bars & Rods Of Stainless Steelwith Other Circular Cross-Section	192.995	169.526
2435	722220000	Bars And Rods,Of Stainless Steel , Not Further Worked Than Cold-Rolle	62.072	109.925
2436	722230000	Oth.Bars And Rods Of Stainles Steel	208.820	355.439
2437	722240000	Angels, Shape And Sections Of Stainless Steel	488.252	265.203
2438	722300000	Wire Of Stainless Steel	304.386	1.376.900
2439	722490000	Other Alloy Steel In Ingots	173.431	275.331
2440	722511000	Flat Rolled Prod. >600Mm Of Siliconelectrolytic Steel Grain-Oriented	376.481	975.798
2441	722519000	Other Flat Rolled Prod >600Mm Not Grain Oriented Silicon-Elec.Steel	5.076.173	3.765.480
2442	722520000	Flat-Rolled Products ,Width >=600Mmof High Speed Steel	25.255	57.539
2443	722530000	Flat-Rolled Products ,Width >=600Mmin Coils	40.463	80.460
2444	722540000	Flat-Rolled Products ,Width >=600Mmnot In Coils	552.543	1.068.756
2445	722550000	Other Flat Rolled Products Not Further Worked Than Cold-Rolled	85.565	372.132
2446	722592000	Other Flat Rolled Products > 600Mm Otherwise Plated/Coated With Zinc	60.893	57.069
2447	722599000	Other Flat Rolled Prod >600Mm Not Silicon Oriented & High Speed Steel	11	630
2448	722611000	Flat Rolled Prod Lte.600Mm Of Siliconelectrolytical Steel Grain-Orien	446.555	424.696
2449	722619000	Oth. Flat Rolled Prod Lte.600Mm Of Silicon Electrl. Steel Grain-Orien	116.476	155.938
2450	722620000	Flat-Rolled Products ,Width Lt. 600Mmof High Speed Steel	62.971	138.800
2451	722691000	Flat-Rolled Products Not Further Worked Than Hot-Rolled,Width Lt. 60	206.555	238.713
2452	722693000	Other Flat Rolled Products Lte. 600Mmwith Elect. Plated Or Coated Wir	646	1.072
2453	722694000	Other Flat Rolled Products Lte. 600Mmoth. Wise Plated Or Coated With Z	188.819	177.289
2454	722699000	Oth.Flat-Roll Product,Width Lt. 600Mmof Other Alloy Steel	280.578	727.670
2455	722790000	Other Bars And Rods,Of Alloy Steel	4.947.566	1.848.684
2456	722810000	Bars And Rods, Of High Speed Steel	99.377	675.129
2457	722830000	Oth.Bar And Rod,Not Further Worked Than Hot-Rolled,Hot-Drawn/Extruded	36.139.931	25.832.456
2458	722840000	Oth.Bar And Rod,Not Further Worked Than Forged	849.855	1.528.156
2459	722850000	Oth.Bar And Rod,Not Further Worked Than Cold-Formed Or Cold-Finished	1.445.943	1.570.570
2460	722860000	Other Bars And Rods	340.060	457.688
2461	722870000	Angles, Shapes And Sections	103.190	59.436
2462	722880000	Hollow Drill Bars And Rods	6.494	24.274
2463	722910000	Wire Of Oth. Alloy Steel Of High Speed Steel	792.535	314.506
2464	722990000	Other Wire Of Alloy Steel	805.924	461.216
2465	730110000	Sheet Piling Of Iron Or Steel	6.284.721	5.704.092
2466	730120000	Angles, Shapes And Sections Of Ironor Steel	1.037.492	1.376.729
2467	730210000	Rails	269.511	288.612
2468	730230000	Switch Blades, Crossing Frogs,Pointrods And Crossing Pieces	6	581
2469	730240000	Fish-Plates And Sole Plates	33.400	70.783
2470	730290000	Other Railways Track Construction Material	19.279	75.214
2471	730300110	Pipes And Tubes With Diameter Lt. 10Cm	22.366	17.657
2472	730300120	Pipes And Tubes With 10Cm Lt. Diameter Lt. 25 Cm	79.777	92.617
2473	730300130	Pipes And Tubes With Diameter >25Cm	490.782	560.805
2474	730300900	Other Tubes,Pipes & Hollow Profilesof Cast Iron	1.479.829	2.392.305
2475	730410000	Line Pipe Of A Kind Used For Oil Or Gas Pipelines	8.539.956	8.928.623
2476	730421000	Drill Pipe Of A Kind Used In Drilling For Oil Or Gas	181.250	721.691
2477	730429000	Other Of Drill Pipe For A Kind Usedin Drilling For Oil Or Gas	1.563.158	2.517.833

No.	HS	Jenis Barang	Volume (Kg)	Nilai (US\$)
2478	730431000	Oth.Tubes,Pipe Of Iron Or Non-Alloysteel Cold-Drawn Or Cold-Rolled	1.602.386	1.334.241
2479	730439000	Oth.Tubes,Pipe Of Iron Or Non-Alloy	10.541.719	7.626.438
2480	730441000	Oth.Tubes,Pipes Of Stainless Steel Cold-Drawn Or Cold-Rolled	317.156	897.893
2481	730449000	Oth.Tubes,Pipes Of Stainless Steel	358.573	664.564
2482	730451000	Oth.Tubes,Pipes Of Oth.Alloy Steel Cold-Drawn Or Cold-Rolled	35.396	151.695
2483	730459000	Oth.Tubes,Pipes Of Oth.Alloy Steel	4.407.108	8.632.645
2484	730490000	Oth.Tubes,Pipes And Hollow Profilesseamless Of Iron Or Steel	503.145	959.958
2485	730511000	Line Pipe Longitudinally Submerged Arc Welded	343.792	467.583
2486	730519000	Other Line Pipe For Oil Or Gas	1.015.563	1.445.653
2487	730520000	Casing Of A Kind Used In The Drill-Ing For Oil Or Gas	35.742	128.211
2488	730531000	Oth.Line Pipe Longitudinally Welded	6.168.349	3.065.519
2489	730620000	Casing And Tubing Of A Kind Used In The Drilling For Oil Or Gas	121.226	328.280
2490	730630100	Other Tubes, Welded Diameter Lt. 12.5 Mm Of Iron Or Non Alloy Steel	92.679	320.042
2491	730630200	Other Tubes, Welded, 12.5 Mm Lt. Dia- Meter Lt. 37.5 Mm Of Iron Or N	830.096	1.083.141
2492	730640100	Other Tubes, Welded, 12.5 Mm Lt. Dia- Meter Lt. 37.5 Mm Of Stainless	945.944	592.604
2493	730640900	Other Tubes, Welded Diameter > 37.5 Mm Of Stainless Steel	406.037	1.034.490
2494	730650900	Other Tubes, Welded Diameter > 37.5 Mm Of Other Alloy Steel	308.000	173.941
2495	730660900	Other Tubes, Welded Diameter > 37.5 Mm Of Non Circular Cross Section	2.513	13.017
2496	730690100	Other Tubes, Welded Diameter Lt. 12.5 Mm Of Other Iron Steel	100	716
2497	730690900	Other Tubes, Welded Diameter > 12.5 Mm Of Other Iron Steel	132.416	288.286
2498	730711000	Cast Fittings Of Non-Malleable Castiron	219.610	296.334
2499	730719000	Other Cast Fittings	165.013	850.962
2500	730721000	Flanges Of Stainless Steel	296.659	924.499
2501	730722000	Threaded Elbows, Bends And Sleeves Of Stainless Steel	350.855	1.559.756
2502	730723000	Butt Welding Fittings Of Stainless Steel	156.148	600.532
2503	730729000	Other Tubes Or Pipe Fittings Of Stainless Steel	69.105	567.774
2504	730791000	Tube Or Pipe Fittings For Flanges	67.453	361.575
2505	730792000	Tube Or Pipe Fittings For Treaded Elbows, Bends And Sleeves	112.955	760.575
2506	730793000	Tube Or Pipe Fittings For Butt Welding Fitting	96.810	284.405
2507	730799000	Other Tubes Or Pipe Fittings	678.910	3.369.612
2508	730810000	Bridges And Bridge-Sections	357.908	249.844
2509	730820000	Towers And Lattice Masts	50.873	175.840
2510	730830000	Doors, Windows And Their Frames Andthresholds For Doors	31.444	139.764
2511	730840000	Props And Similar Equipment For Scaffolding,Shuttering Or Pit-Proppin	244	1.297
2512	730890300	Frame-Works Of Building And Parts Thereof	30.956	24.580
2513	730890400	Parts Of Tubes Or Tunnels, Made Offormed Sheet Of Iron Or Steel	10.294	65.946
2514	730890900	Other Structure Of Iron Or Steel	1.078.058	1.782.613
2515	730900000	Reservoir,Tank,Vat And Similar Con-Tainers For Material,Capacity>300L	308.921	1.293.520
2516	731010100	Containers For Transporting Latex Of A Capacity >= 50 L	6.026	8.827
2517	731010910	Other Containers Of Iron Casting Of A Capacity >= 50 L	1.348	10.552
2518	731010930	Other Containers Of Iron And Steel Forging&Stamping Of A Capacity>=50	6.047	51.937
2519	731010990	Other Circular Cross. Of Iron/Non- Alloy Steel With Capacity > 50 L	9.633	104.760
2520	731021100	Tinplate Cans For Packing Goods Of A Capacity Lt. 50 L	199.181	443.401
2521	731021910	Cans Of A Capacity Lt. 50L Of Iron Orsteel Casting	172.791	393.930
2522	731021920	Cans Of A Capacity Lt. 50L Of Iron & Steel Forging And Stamping	12.787	23.389
2523	731029100	Oth. Container Of A Capacity Lt. 50 Lof Iron Or Steel Casting	73	189
2524	731029200	Oth. Container Of A Capacity Lt. 50 Lof Iron/Steel Forging And Stampi	4.403	1.288
2525	731029900	Oth. Circular Crossect. Of Iron Or Non-Alloy Steel With Capacity Lte.5	53.322	146.792
2526	731100000	Containers For Compressed/Liquefiedgas ,Of Iron Or Steel	3.197.903	3.755.186
2527	731210110	Stranded Wire With Diameter > 64 Mm	7.104	45.076
2528	731210120	Stranded Wire With Diameter Lt. 3 Mm	45.151	38.975
2529	731210190	Stranded Wire, 3 Mm Lt. Diamater Lt. 64 64 Mm	1.744.694	662.562
2530	731290000	Other Plaited Bands ,Sling Of Iron Or Steel	560.561	534.272
2531	731300000	Barbed Wire Of Iron Or Steel; Twisted Hoop Or Single Flat Wire.	8.643	2.475
2532	731412000	Woven Cloth Of Endless Bands For Machinery, Of Stainless Steel	13.310	86.271
2533	731413000	Other Woven Cloth Of Endless Bands For Machinery	1	365
2534	731414000	Oth Woven Cloth, Not Endless Bands For Machinery Of Stainless Steel	16.138	293.907
2535	731419000	Other Cloth, Grill, Netting, And Fencing Of Iron Or Steel Wire	35.137	239.577
2536	731420000	Grill,Netting And Fencing,Welded Atintersec.Of Wire With Dimension>3M	1.012.160	411.995

No.	HS	Jenis Barang	Volume (Kg)	Nilai (US\$)
2537	731431000	Other Plated Or Coated With Zinc Ofcloth, Grill, Netting, Fencing Etc	29.281	9.825
2538	731439000	Other Cloth, Grill, Netting,Fencingnot Plated Or Coated With Zinc	219.286	251.558
2539	731441000	Other Grill , Netting And Fencingplated Or Coated With Zinc	159.518	47.087
2540	731442000	Other Grill , Netting And Fencingplastic Coated	105.368	57.094
2541	731449000	Other Grill , Netting And Fencing	74.929	80.352
2542	731450000	Expanded Metal	212.349	76.897
2543	731511100	Chain Used For Cycle	449.738	562.937
2544	731511900	Other Roller Chain	73.858	416.284
2545	731512000	Other Articulated Link Chain	333.606	1.257.641
2546	731519000	Parts Of Articulated Link Chain	103.610	328.277
2547	731520000	Skid Chain	3.079	12.472
2548	731581000	Stud-Link	7.049	27.887
2549	731582000	Other, Welded Link	35.132	52.021
2550	731589000	Other Chain	126.686	691.611
2551	731590000	Other Parts Of Chain Of Iron	52.042	278.551
2552	731600000	Anchors, Grapnels And Parts Thereofof Iron Or Steel	449.223	478.242
2553	731700100	Dog Spikes For Rail Sleepers	70.863	29.566
2554	731700400	Hooks Nails And Ring Nails	6.918	48.677
2555	731700600	Wire Nail And Staples	477.496	370.813
2556	731700900	Other Nails	313.298	193.470
2557	731811000	Coach Screws	62	3.572
2558	731812000	Other Wood Screws	448.004	441.047
2559	731813000	Screw Hooks And Screw Rings	257.361	95.358
2560	731814000	Self-Tapping Screws	199.288	368.275
2561	731815100	Screws For Metal With Or Without Nut	174.420	514.700
2562	731815200	Bolts For Metal With Or Without Nut	1.563.825	2.744.878
2563	731815900	Other Screwsand Bolts	168.583	638.553
2564	731816000	Nuts	581.137	743.222
2565	731819000	Other Thread Articles	203.657	390.533
2566	731821000	Spring Washers And Other Lock Washers	43.185	113.943
2567	731822000	Other Washers	358.272	2.345.059
2568	731823000	Rivets	70.897	276.488
2569	731824000	Cotters And Cotter-Pins	183.299	826.181
2570	731829000	Other Non Thread Articles	121.227	721.356
2571	731910000	Sewing, Darning Or Embroidery Needles	12.075	6.860
2572	731920000	Safety Pins	60.907	19.846
2573	731930000	Other Pins	14.782	170.082
2574	731990000	Other Of Sewing, Knitting Needles, Bodkins, Crochet Hooks Etc	21.533	156.758
2575	732010100	Leaf Spring	37.836	156.244
2576	732020900	Other Helical Springs	57.739	502.052
2577	732090000	Other Of Helical Springs Not Coupling Spring	70.593	445.790
2578	732111000	Cooking Appliances & Plated Warmer For Gas, Both Gas And Other Fuels	44.802	80.090
2579	732112000	Cooking Appliances And Plate Warmer For Liquis Fuel	13.112	17.471
2580	732190000	Parts Of Stoves, Ranges, Grates, Cookers,Barbeques,Braziers,Gas Ring	141.904	149.652
2581	732211000	Radiators Of Cast Iron	890	21.307
2582	732219000	Other Radiators For Central Heating	25.183	628.723
2583	732290000	Other Parts Of Radiators	1.804	47.462
2584	732310000	Iron Or Steel Wool;Pot Scourers Andpolishing Pads,Gloves And The Like	181.653	104.313
2585	732391000	Household Articles Of Cast Iron Not Enamelled	100.043	121.488
2586	732392000	Household Articles Of Cast Iron Enamelled	430.264	340.957
2587	732393000	Household Articles Of Stainless Steel	1.002.553	2.837.064
2588	732394000	Household Articles Of Iron (Other Than Cast Iron) Or Steel ,Enamelle	757.617	601.118
2589	732399000	Other Household Articles Of Iron Or Steel	369.381	206.546
2590	732410000	Sinks And Wash Basins, Of Stainless	25.963	37.746
2591	732429000	Baths Of Other Iron Or Steel	5.274	15.288
2592	732490100	Sanitary Ware For Flushing Water Closets , Urinals	9.680	53.435
2593	732490900	Other Sanitary Ware	62.997	100.682
2594	732510000	Oth.Cast Articles Of Non-Malleable Cast Iron	173.930	672.079
2595	732591900	Other Grinding Balls And Similar Articles	297.025	329.565



No.	HS	Jenis Barang	Volume (Kg)	Nilai (US\$)
2596	732599000	Other Cast Articles Of Iron/Steel Of Melleable Cast Iron	75.277	40.641
2597	732611000	Grindings Balls And Similar Articleof Iron Or Steel	498.073	367.585
2598	732619000	Other Articles Of Iron Or Steel ,Forged Or Stamped	396.383	382.895
2599	732620000	Articles Of Iron Or Steel Wire	17.914	57.202
2600	732690000	Other Articles Of Iron Or Steel	1.171.476	4.112.734
2601	740200000	Unrefined Copper; Copper Anodes Forelectrolytic Refining	1.432	515
2602	740311000	Cathodes And Sections Of Cathodes	93.014	356.255
2603	740319000	Other Refined Copper	45.000	148.050
2604	740321000	Copper-Zinc Base Alloys (Brass)	557.128	3.221.036
2605	740322000	Copper-Tin Base Alloys (Bronze)	313	2.511
2606	740323000	Copper-Nickel Base Alloys Or Copper-Nickel-Zinc Base Alloy	326	46.104
2607	740329000	Other Copper Alloys	5.788	116.632
2608	740400000	Copper Waste And Scrap	4.874.223	2.282.783
2609	740500000	Master Alloys Of Copper	2.709	39.007
2610	740610000	Powders Of Non-Lamellar Structure Of Copper	27.956	113.667
2611	740620000	Powders Of Lamellar Structure; Flakes Of Copper	266.794	2.306.117
2612	740710110	Bars And Rods Of Refined Copper Of Circular Cross Section	5.707	5.967
2613	740710190	Oth.Bars And Rods Of Refined Copper	97.623	47.802
2614	740721000	Copper Bars, Rods And Profiles Of Copper-Zinc Base Alloys (Brass)	342.862	892.136
2615	740729000	Other Copper Bars, Rods & Profiles Of Copper Alloys	44	2.267
2616	740811000	Refined Copper Wire Of Which The Max.Cross-Sectional Dimension > 6M	196.837	213.113
2617	740819000	Other Refined Copper Wire	71.346	65.290
2618	740821000	Of Copper-Zinc Base Alloys (Brass) Wire	312.880	909.237
2619	740822000	Copper Wire Of Cupro-Nickel Or Nickel-Silver	2.472	10.141
2620	740829000	Other Copper Wire	8.458	116.385
2621	740911000	Copper Plates ,Sheets And Strip ,Ofrefined Copper In Coils	55.215	161.330
2622	740919000	Oth.Copper Plates ,Sheets And Stripof Refined Copper	62.078	64.834
2623	740921000	Copper Plates ,Sheets And Strip ,Ofcopper-Zinc Base Alloys In Coils	66.864	262.883
2624	740929000	Oth.Copper Plates ,Sheets And Stripof Copper-Zinc Base Alloys	263.521	694.066
2625	740931000	Copper Plates ,Sheets And Strip ,Ofcopper-Tin Base Alloys In Coils	2.276	26.216
2626	740939000	Oth.Copper Plates ,Sheets And Stripof Copper-Tin Base Alloys	1.411	24.062
2627	740940000	Copper Plates ,Sheets And Strip ,Ofcupro-Nickel Or Nickel-Silver	635	8.750
2628	740990000	Copper Plates ,Sheets And Strip ,Ofother Copper Alloys	29.036	175.190
2629	741011000	Copper Foil Not Exceeding 0,15 Mm Not Backed Of Refined Copper	214	7.489
2630	741012000	Copper Foil Not Exceeding 0,15 Mm Not Backed Of Copper Alloys	81	391
2631	741021100	Copper Clad Lamination For Making Pcb	21.460	44.815
2632	741021900	Other Copper Foil Backed Of Refined Cooper	1.086	19.456
2633	741110000	Copper Tubes And Pipes Of Refined Copper	38.977	138.483
2634	741121000	Copper Tubes And Pipes Of Copper - Zinc Base Alloys (Brass)	181.901	436.667
2635	741122000	Copper Tubes And Pipes Of Cupro - Nickel Or Nickel-Silver	11.449	111.411
2636	741129000	Other Copper Tubes And Pipes	132.011	360.655
2637	741210000	Copper Tube Or Pipe Fittings Of Refined Copper	1.348	2.108
2638	741220000	Copper Tube Or Pipe Fittings Of Copper Alloys	57.818	267.287
2639	741300000	Stranded Wire,Cable,Plait Band &Thelike Of Copper Not Elect.Insulated	70.841	79.391
2640	741420100	Oth Cloth Ofcopperwire For Suitablefor Mosquito Nets And Winds Screen	8.956	7.992
2641	741490000	Oth Grill & Netting Of Copper Wire Not Cloth (Including Endless Bands)	2.316	7.024
2642	741510000	Nails & Tacks, Drawing Pins, Staples And Similar Articles	52.371	22.617
2643	741521000	Washers (Including Spring Washers)	4.738	9.810
2644	741529000	Other Articles, Not Threaded	20.238	102.892
2645	741532000	Other Screws, Bolts And Nuts	163.873	323.376
2646	741539000	Other Threaded Articles	69.185	168.065
2647	741600000	Copper Springs.	47.607	209.825
2648	741700000	Cooking Or Heating Apparatus Of Copper ,Non-Electric	10.859	4.980
2649	741819000	Other Sanitary Ware Of Copper Not Pot Scourers Etc	2.898	2.032
2650	741820000	Sanitary Ware And Parts Thereof Of Copper	44.392	145.381
2651	741910000	Chain And Parts Thereof Of Copper	1.199	9.127
2652	741991210	Fitting For Fire Hoses	626	1.353
2653	741991290	Other Fitting For Hoses	1	3
2654	741991300	Electro Plating Anodes,Fittings Forships Or Other Vessel	139	568

No.	HS	Jenis Barang	Volume (Kg)	Nilai (US\$)
2655	741991900	Other Household ,Cast Of Copper	61	1.340
2656	741999110	Non Cast Reservoir,Tanks, & Similar Containers,Capacity Of Lt. 300 Lit	8	11
2657	741999900	Other Household Articles Of Non Cast Copper	4.606	54.184
2658	750210000	Unwrought Nickel, Not Alloyed	45.622	113.999
2659	750220000	Unwrought Nickel, Alloyed	26	2.289
2660	750400000	Nickel Powders And Flakes	3.665	34.801
2661	750511000	Bars, Rods And Profiles Of Nickel, Not Alloyed	165	3.220
2662	750512000	Bars, Rods And Profiles Of Nickel Alloys	20	825
2663	750522000	Wire Of Nickel Alloys	6.267	12.067
2664	750610000	Nickel Plates, Sheets, Strip And Foil Of Nickel, Not Alloyed	1.535	3.750
2665	750620000	Nickel Plates, Sheets, Strip And Foil Of Nickel Alloys	50.205	193.017
2666	750712000	Tubes And Pipes Of Nickel Alloys	489	31.500
2667	750720000	Tube Or Pipe Fittings Of Nickel	8.116	15.473
2668	750810000	Other Articles Of Cloth, Grill And Netting, Of Nickel Wire	3.533	2.437
2669	750890100	Oth Articles Of Elec.Plating Anodeswrought Or Not By Elec.No Cloth Etc	60	1.483
2670	750890200	Screen For Printing Machines	55	1.186
2671	750890900	Oth Cloth Etc Of Nickelwire Not Scrfor Print Machines&Elec Plat Anodes	6	20
2672	760110000	Unwrought Aluminium, Not Alloyed	36.552.917	72.005.185
2673	760120000	Unwrought Aluminium, Alloyed	12.188.198	24.461.718
2674	760200000	Aluminium Waste And Scrap	482.210	544.778
2675	760310000	Aluminium Powders Of Non-Lamellar Structure	67.865	113.774
2676	760320200	Aluminium Powder Of Lamellar Structure	45.944	386.996
2677	760410900	Other Aluminium Bar Other Size, Not Alloyed	13.729	106.821
2678	760421000	Hollow Profiles Of Aluminium Alloys	63.077	185.690
2679	760429110	Aluminium Alloys Bars-Extruded, Not Surface-Treated	17.530	63.801
2680	760511900	Other Aluminium Wire Not Alloyed Exceeds 7 Mm	894	16.834
2681	760519900	Other Aluminium Wire ,Not Alloyed	4.520	20.926
2682	760529900	Other Aluminium Wire , Alloyed	6.516	2.805
2683	760611119	Oth.Venetian Blind Slat,Of Aluminiumnot Alloyed > 1000 Mm In Width	45.692	48.448
2684	760611900	Other Aluminium Plates Not Alloyed	5.681.689	13.886.715
2685	760612113	Aluminium Sheet/Coils, Alloy 5082 Or 5182	5.587	19.192
2686	760612191	Aluminium Sheet / Coil Alloy 19 Temper, Not Surface-Treated	4.071.120	9.196.079
2687	760612199	Other Tetra Papers Thickness > 0,2 Mm Not Surface Treated	16.261	29.999
2688	760612900	Other Aluminium Plates Not Alloyed Surface-Treated Rectangular	120.938	234.932
2689	760691900	Other Aluminium Plates, Not Alloyed	15.220	28.968
2690	760692190	Other Aluminium Plates Not Alloyed Surface-Treated Other Form	28.228	73.840
2691	760692900	Other Aluminium Plates Alloyed	5.396	13.234
2692	760711900	Other Aluminium Foil Not Backed Rolled But Not Further Worked	1.641.191	6.284.470
2693	760719200	Oth Aluminium Foil Rolled Surface- Treated, Of A Purity >= 99.98%	602.616	1.921.551
2694	760720210	Aluminium Foil Backed Embossed Surface-Treated Imitation Gold/Silver	14.266	59.344
2695	760720220	Printed Or Backed Aluminium Foil With Plastic Material	210.155	629.607
2696	760720299	Other Aluminium Foil Backed Embossed Surface Treated	817	9.763
2697	760810000	Aluminium Tubes & Pipes Not Alloyed	15.137	57.730
2698	760820000	Aluminium Tubes & Pipes Alloyed	54.715	189.136
2699	760900000	Aluminium Tube Or Pipe Fittings	33.033	79.115
2700	761010000	Doors, Windows And Their Frames Andthresholds For Doors Of Aluminium	29.526	74.385
2701	761090000	Oth. Aluminium Plates,Rods,Profilesprepared For Use In Structure	6.718	67.024
2702	761100000	Aluminium Reservoirs,Tanks,Vats Andsimilar Containers	5.829	48.236
2703	761210000	Aluminium Collapsible Tubular Containers	4.893	104.050
2704	761290000	Other Aluminium Casks ,Drums ,Cans Boxes And Similar Containers	35.483	63.967
2705	761300000	Aluminium Containers For Compressoror Liquefied Gas	21.600	7.200
2706	761410000	Stranded Wire,Cable,Plaited Band Of Aluminium With Steel Core	20.189	68.387
2707	761490000	Oth.Stranded Wire,Cables ,Plaited Bands The Like,Of Aluminium	15.226	57.186
2708	761519100	Oth Table, Kitchen Not Pot Scourersand Scouring Pads And The Like	240.774	507.344
2709	761520000	Sanitary Ware And Parts Thereof Of Aluminium	210.539	267.503
2710	761610000	Nails, Tacks, Staples And Similararticles Of Aluminium	72.764	158.281
2711	761691000	Oth Cloth,Grill Netting And Fencingof Aluminium Wire	72.385	33.492
2712	761699900	Other Aluminium Articles, Etc Not Venetian Blind	24.177	93.821
2713	780110000	Unwrought Refined Lead	4.040.351	2.304.140

No.	HS	Jenis Barang	Volume (Kg)	Nilai (US\$)
2714	780191000	Unwrought Lead Containing Antimony	4.541.553	4.477.636
2715	780199000	Other Refined Lead Not Containing Antimony	5.775.890	5.008.535
2716	780300000	Lead Bars, Rods, Profiles And Wire.	45.440	56.020
2717	780411000	Sheets, Strip And Foil Of A Thick- Ness Lte. 0.2%	147	1.265
2718	780419110	Plain Lead Foil,Not Surface-Treated	5.496	7.688
2719	780420000	Powders And Flakes	4.482	828
2720	780500000	Lead Tubes, Pipes And Tube Or Pipe Fittings	73	20
2721	780600300	Other Articles Of Lead Electro -- Plating Anodes	55	655
2722	780600900	Other Articles Of Lead	162	934
2723	790111000	Unwrought Zinc Not Alloyed Contain-Ing 99.99% Or More Of Zinc	8.096.746	11.802.980
2724	790112000	Unwrought Zinc Not Alloyed Contain-Ing Less Than 99.99% Of Zinc	1.407.882	1.940.227
2725	790120000	Zinc Alloys	324.103	558.197
2726	790310000	Zinc Dust	18.045	28.726
2727	790400100	Zinc Wire	927.888	322.879
2728	790500100	Zinc Plates,Sheets,Strip And Foil Not Surface Treated	3.760.941	1.144.156
2729	790500200	Zinc Plates,Sheets,Strip And Foil Surface Treated	341.618	299.818
2730	790600000	Zinc Tubes, Pipes And Tube Or Pipe Fittings	6.075	40.727
2731	790700100	Gutters,Roof Capping, Framers & Othfabricated Components Of Zinc	7.695	2.866
2732	790700940	Other Domestic Articles And Parts Thereof Of Zinc	573.227	195.501
2733	790700960	Other Zinc Callots For Battery Cell	338.082	221.063
2734	790700990	Other Artices Of Zinc	33.041	51.372
2735	800110000	Unwrought Tin, Not Alloyed	27.062	134.341
2736	800120000	Unwrought Tin, Alloyed	46.268	329.955
2737	800300100	Tin Wire	130	430
2738	800300900	Other Tin Bars, Rods, Peofiles And Wire	5.543	5.018
2739	800600000	Tin Tubes, Pipes And Tube Or Pipe Fittings	55	2.933
2740	800700900	Other Articles Of Tin	1	1
2741	810193000	Wire Of Tungsten	1.947	152.311
2742	810199000	Other Tungsten Articles	1.452	100.679
2743	810293000	Wire Of Molybdenum	9.612	664.565
2744	810299000	Other Articles Of Molybdenum	1.120	2.541
2745	810411000	Unwrought Magnesium Containing At Least 99,8 % By Weight	374.658	627.526
2746	810419000	Other Unwrought Magnesium	2.621	13.453
2747	810490000	Oth Magnesium And Articles Thereof Including Waste And Scrap	3.452	5.383
2748	810590000	Other Cobalt Mattes	1	82
2749	810600000	Bismuth And Articles Thereof, Including Waste And Scrap	13.364	16.560
2750	810890000	Other Titanium And Articles Thereof	83.248	373.682
2751	810910000	Unwrought Zirconium; Waste And Scrap	20.028	5.243
2752	810990000	Other Zirconium & Articles Thereof	4.122	17.745
2753	811000000	Antimony And Articles Thereof, Including Waste And Scrap	2.897	13.277
2754	811100000	Manganese And Articles Thereof, Including Waste And Scrap	4.722	1.667
2755	820110000	Spades And Shovels	12	63
2756	820120000	Forks	16	665
2757	820140900	Other Than Axes , Bill Hooks And Similar Hewing Tools	1.097	702
2758	820150000	One-Handed Secateurs ( Including Poultry Shears )	6.821	5.327
2759	820190000	Other Hand Tools Of A Kind Used In Agri/Horticulture And Forestry	1	1
2760	820210000	Hand Saws	136.191	89.853
2761	820220000	Band Saw Blades	21.322	39.437
2762	820231000	Circular Saw Blades With Working Part Of Steel	34.825	233.744
2763	820239000	Other Circular Saw Blades,Includingparts	252.781	246.333
2764	820291000	Straight Saw Blades , For Working Metal	5.401	177.520
2765	820299000	Other Saw Blades	85.812	264.683
2766	820310100	Files	79.106	56.661
2767	820320000	Pliers (Including Cutting Pliers) ,Pincers,Tweezers And Similar Tools	330.220	318.305
2768	820330000	Metal Cutting Shears And Similar Tools	42.266	45.629
2769	820340000	Pipe-Cutters,Bolt Croppers,Perforating Punches And Similar Tools	108.930	149.923
2770	820411000	Non Adjustable Hand-Operated Spann-Ers And Wrenches	198.302	137.208
2771	820412000	Adjustable Hand-Operated Spanners And Wrenches	169.824	188.600
2772	820420000	Interchangeable Spanner Sockets ,With Or Handles	243.167	258.563

No.	HS	Jenis Barang	Volume (Kg)	Nilai (US\$)
2773	820510000	Drilling, Threading Or Tapping Tool	34.459	30.688
2774	820520000	Hammers And Sledge Hammers	448.384	315.169
2775	820530000	Planes, Chisels, Gouges And Similarcutting Tools For Working Wood	110.728	110.428
2776	820540000	Screwdrivers.	167.445	166.141
2777	820551100	Flat Iron, Not Electric	4.697	3.190
2778	820551900	Other Household Hand Tools	1.710	4.664
2779	820559300	Aluminium Last For Shoes Industries	457	1.050
2780	820559900	Other Hand Tools	184.777	365.845
2781	820560000	Blow Lamps	75	45
2782	820570000	Vices, Clamps And The Like	68.404	96.988
2783	820580000	Anvils;Portable Forges;Hand / Pedaloperate Grinding Wheel W/ Framework	1.007	19.286
2784	820590000	Sets Of Articles Of Two Or More Of The Foregoing Subheadings	5.854	20.734
2785	820600000	Tools Of The Heading Nos.82.02 To 82.05,Put Up In Set For Retail Sal	33.091	70.839
2786	820719000	Other Rock Drilling Or Earth Boringtools, Including Parts	3.361	13.031
2787	820720000	Dies For Drawing Or Extruding Metal	4.066	35.423
2788	820730000	Tools For Pressing , Stamping Or Punching	57.362	641.753
2789	820740000	Tools For Tapping Or Threading	2.332	57.128
2790	820750000	Tools For Drilling, Other Than For Rock Drilling	34.641	91.339
2791	820760000	Tools For Boring Or Broaching	1.201	15.281
2792	820770000	Tools For Milling	28.412	31.940
2793	820780000	Tools For Turning	1.100	5.701
2794	820790000	Other Interchangeable Tools	65.652	772.720
2795	820810000	Knives And Cutting Blades For Metalworking	12.695	114.153
2796	820820000	Knives And Cutting Blades For Wood Working	44.507	209.839
2797	820830000	Knives & Cutting Blades For Kitchenappliances / Food Industry Machine	1.941	1.665
2798	820840000	Knives & Cutting Blades For Agri. Or Forestry Machines	595	459
2799	820890000	Other Knives And Cutting Blades Notfor Metal/Wood Working	110.366	1.881.555
2800	820900000	Plates,Sticks For Tools Of Sinteredmetal Carbides	7.143	202.067
2801	821000000	Hand Operated Mechanical Appliancesby Weight Lte. 10 Kg	72.410	67.633
2802	821110000	Sets Of Assorted Articles Of Kniveswith Cutting Blades	35	31
2803	821191000	Table Knives Having Fixed Blades	30.250	20.477
2804	821192110	With Handle Of Base Metal	268	127
2805	821192990	Other Knives Having Fixed Blades	4.509	25.353
2806	821193910	Knives Not For Agricult.With Handleof Base Metal	117	89
2807	821193990	Knives Not For Agricult.With Handleother Than Base Metal	7.394	15.586
2808	821194000	Blades	45.717	64.264
2809	821195000	Handles Of Base Metal	176	2.200
2810	821210000	Razors	2.234	3.392
2811	821220000	Safety Razor Blades,Including Razorblade Blanks In Strips	33.126	31.769
2812	821290000	Other Parts Of Razors And Razor Blades	41	22
2813	821300000	Scissors, Tailors' Shears & Similarshears , Blades Therefor	58.746	49.063
2814	821410000	Paper Knives, Letter Openers,Pencilsharpeners And Blades Therefor	58.632	39.220
2815	821420000	Manicure Or Predicure Sets And Instruments (Includ.Nail Files)	20.945	17.381
2816	821490000	Other Articles Of Cutlery,Manicure Or Pedicure Sets	24.819	35.941
2817	821510000	Set Of Kitchen Or Table Ware,Platedwith Precious Metal	1.774	787
2818	821520000	Other Sets Of Kitchen Or Table Ware	34.699	11.886
2819	821591000	Kitchen Or Table Ware Plated With Precious Metal	96	72
2820	821599000	Other Spoons, Forks, Ladles Etc Notplated With Precious Metal	265.290	193.116
2821	830110000	Padlocks	477.651	321.318
2822	830120000	Locks Of A Kind Used For Motor Vehicles	46.505	68.327
2823	830130100	Mortice Locks	390.520	293.470
2824	830130900	Other Lock Used For Furniture	147.466	154.737
2825	830140000	Other Locks	294.116	242.595
2826	830150000	Clasps And Frames With Clasps , Incorporating Locks	4.602	21.520
2827	830160000	Parts Of Other Locks	155.256	158.710
2828	830170000	Keys Presented Separately	5.767	16.820
2829	830210000	Hinges	1.073.736	838.995
2830	830220000	Castors	84.452	157.180
2831	830230000	Other Mountings, Fittings & Similararticle Suitable For Motor Vehicle	4.497	1.849

No.	HS	Jenis Barang	Volume (Kg)	Nilai (US\$)
2832	830241300	Hasps For Buildings	294.017	107.588
2833	830241900	Oth. Mountings,Fittings And Similararticles For Buildings	386.574	461.021
2834	830242000	Oth. Mountings,Fittings And Similararticles Suitable For Furniture	843.337	2.476.615
2835	830249000	Oth. Mountings,Fittings And Similararticles	381.294	441.910
2836	830250000	Hat-Racks, Hat-Pegs, Brackets And Similar Fixture	25.025	36.908
2837	830260000	Automatic Door Closers	1.766	13.890
2838	830300000	Armoured/Reinforced Safes, Strong Boxes,Doors & Safe Deposit Lockers	28.303	50.944
2839	830400000	Filing Cabinets, Card-Index Cabinetpaper/Pen Trays, Paper Rests Etc	140.373	196.576
2840	830510000	Fittings For Loose-Leaf Binders Or Files	94.886	70.590
2841	830520000	Staples In Strips	455.783	211.609
2842	830590000	Oth Fitting For Loose-Leaf Binders Or Files,Letter Clips Etc Inc Parts	180.747	151.927
2843	830610000	Bells, Gongs And The Like	47.315	72.649
2844	830629000	Other,Statuettes And Oth.Ornaments	982	2.384
2845	830630000	Photograph, Picture Or Similar Frames; Mirrors	16.918	18.348
2846	830710000	Flexible Tubing Of Iron Of Steel	16.284	111.506
2847	830790000	Flexible Tubing Of Other Base Metal	139.511	92.784
2848	830810000	Hooks, Eyes And Eyelets	146.653	270.974
2849	830820000	Tubular Or Bifurcated Riverts	25.503	33.644
2850	830890100	Beads And Spangles	11.221	12.991
2851	830890900	Other Kind Used For Clothing,Foot -Wear Etc	102.016	468.722
2852	830910000	Crown Corks	40	5.089
2853	830990100	Bungs For Metal Drums; Bung Covers;Case Corners Protectors	20.939	31.427
2854	830990912	Aluminium Easy Open Can Ends	53.199	313.231
2855	830990919	Other Packing Accessories Of Aluminium	29.399	56.887
2856	830990990	Other Packing Accessories	174.161	732.437
2857	831000000	Sign-Plates, Name-Plates, Address -Plates Etc Of Base Metal	9.273	35.348
2858	831110100	Coated Electrodes Of Base Metal For Electric Arc-Welding In Rools	132.098	257.640
2859	831110900	Coated Electrodes Of Base Metal For Electric Arc-Welding In Other For	1.084.416	702.345
2860	831120100	Cored Wire Of Base Metal For Electric Arc-Welding In Other Rol	119.590	215.201
2861	831120900	Cored Wire Of Base Metal For Electric Arc-Welding In Other For	223.117	602.785
2862	831130100	Coated Rods And Cored Wire Of Base Metal For Soldering In Rolls	222.237	90.333
2863	831130900	Coated Rods And Cored Wire Of Base Metal For Soldering In Forms	83.182	73.998
2864	831190100	Other Welding Rods In Rolls	7	180
2865	831190900	Other Wire, Rod, Tubes, Plates For For Other Purpose	3.197	41.888
2866	840211000	Watertube Boilers W/ A Steam Production Exceeding 45 T Per Hour	23.632	130.996
2867	840212000	Watertube Boilers W/ A Steam Production Not Exceeding 45 T Per Hour	80.502	502.385
2868	840219000	Other Vapour Generating Boilers, Including Hybrid Boilers	383.639	1.034.015
2869	840220000	Super-Heated Water Boilers	47.342	44.086
2870	840290000	Parts Of Steam Or Other Vapour Generating Boilers	1.863.074	7.002.539
2871	840310000	Boilers	78.126	574.526
2872	840390000	Parts Of Central Heating Boiler	29.109	140.756
2873	840410110	Soot Removers	1	524
2874	840410190	Other Auxiliary Plant For Use With Boilers Of Heading No. 84.02	88.819	914.361
2875	840410200	Other Auxiliary Plant For Use With Boilers Of Heading No. 84.03	23.813	49.283
2876	840420000	Condensers For Steam Or Other Vapour Power Units	1.122	14.453
2877	840490100	Parts Of Auxiliary Plant For Use W/ Boilers Of Heading No. 84.02	14.736	211.673
2878	840490200	Parts Of Auxiliary Plant For Use W/ Boilers Of Heading No. 84.03	10.108	68.502
2879	840510000	Produced Gas/Water Gas Generators, With/Without Their Pury ;Acetylene	442.563	1.634.664
2880	840590000	Parts Producer Gas Or Water Gas Generators	182.450	3.837.434
2881	840610900	Oth Turbines For Marine Propulsionnot In Ckd	194	18.228
2882	840682100	Other Turbines With Output Lt. 40 Mw In Ckd	94.535	1.929.051
2883	840690000	Parts Of Turbines	32.314	5.445.376
2884	840710000	Aircraft Engines	300	141.641
2885	840721100	Outboard Motors In Ckd	161.337	833.696
2886	840729200	Oth Spark-Ignition Reciproc/Rotary Combustion Piston Not In Ckd Lt.750	250.010	409.369
2887	840731200	Reciproc Piston By Cylinders Cpcty Lt.50Cc For Prop Vec Of Head 87.02	25	25
2888	840732300	Reciproc Piston By 50Cc Lt.Cyld Cpcty Lt. 250 Cc For Prop Vehc Head 8	281.612	1.358.291
2889	840733900	Oth Reciproc Piston By 250 Lt.Cyld Capacity Lt. 1000 Cc For Prop Ve	5	3
2890	840734100	Reciproc Piston By Cyld Capacity >1000 Cc For Prop Vehc Head 87.01	329	497

No.	HS	Jenis Barang	Volume (Kg)	Nilai (US\$)
2891	840734200	Reciproc Piston By Cyld Capacity >1000Cc For Prop Vehc Head 87.02~05	9.685	6.655
2892	840790100	Oth.Spark Ign.Engines For Railway Locomotivesand Tramway Vehicles	310.079	218.725
2893	840790990	Other Stationary Engines Max 20 Hp	206.867	215.292
2894	840810990	Other Marine Propulsion Engines	1.044.582	6.855.496
2895	840820000	Engines Of A Kind Used For The Pro-Pulsion Of Vehicles Of Chapters 87	683.651	244.834
2896	840890100	Oth.Compres.Ign.Engines For Railwaylocomotivesand Tramway Vehicles	8.485	288.090
2897	840890990	Other Compression-Ignition Internal Combustion	8.843.295	6.233.705
2898	840991900	Spark-Ignition Internal Combustion Piston Of Engines For Aircraft	311.494	780.224
2899	840999000	Other Parts Of Suitable Of Heading 84.07,87.08Not For Aircraft Engines	838.827	3.992.675
2900	841011000	Hidraulic Turbines And Water Wheels Of A Power Lt. 1000 Kw	34.111	244.355
2901	841012000	Hydraulic Turbines And Water Wheels1000 Kw Lt. Power Lt. 10.000 Kw	1.408	11.568
2902	841013000	Hydraulic Turbines And Water Wheelsof A Power Exceeding 10.000 Kw	7.825	21.536
2903	841090000	Parts Hidraulic Turbines And Water Wheels, Including Regulators	16.013	62.341
2904	841112100	Turbo-Jets Of A Thrust > 25 Kn Aircraft Engines	1.203	106.423
2905	841181900	Turbo-Propellers Of A Power Lt. 5000 Kn Of Other Engines	5.998	110.010
2906	841191900	Parts Turbo-Jet Or Turbo-Propellersof Other Engines	156	17.556
2907	841199900	Other Parts Of Other Machihnes	1.099.554	32.705.738
2908	841210900	Reaction Engines Other Than Turbo- Jets Other Machines	509.748	3.830.682
2909	841221000	Linear Acting (Cylinders) Hydraulicpower Engines And Motors	119.330	841.582
2910	841229000	Other Hydraulic Power Engines And Motors Not Linear Acting	124.455	939.968
2911	841231900	Pneumatic Power Engines And Motors Linear Acting For Other Vehicles	2.366	31.954
2912	841239900	Pneumatic Power Engines And Motors For Other Vehicles	13.710	335.532
2913	841280100	Power Units	37.185	227.308
2914	841290900	Other Parts Of Engines And Motors	32.625	196.175
2915	841311000	Pumps For Dispensing Fuel/Lubricantof The Type Used In Garages	1.797	968
2916	841319000	Other Pump Designed To Be Fitted W/A Measuring Device	73.451	599.744
2917	841320000	Hand Pumps,Other Than Those Of Sub-Heading No.8413.11 Or 8413.19	103.120	133.155
2918	841330000	Fuel Lubricating Or Cooling Medium Pumps For Internal Combustion	209.267	3.578.545
2919	841350000	Other Reciprocating Positive Dis- Placement Pumps	66.068	611.103
2920	841360100	Other Rotary Positive Displacement Pumps In Ckd	27.425	326.004
2921	841370100	Other Centrifugal Pumps, In Ckd Condition	731.277	4.742.916
2922	841381000	Other Pumps	1.677.386	3.798.823
2923	841382000	Liquid Elevators	423.554	715.854
2924	841391000	Parts Of Pumps	581.663	4.993.480
2925	841392000	Parts Of Liquid Elevators	14.552	89.908
2926	841410000	Vacuum Pumps	93.155	740.935
2927	841420000	Hand Or Foot-Operated Air Pumps	13.448	17.781
2928	841430000	Compressors Of A Kind Used In Re -Frigerating Equipment	1.050.710	3.985.787
2929	841440000	Air Compressors Mounted Or A Wheelechasis For Towing	124.536	219.600
2930	841451000	Table, Floor, Wall, Window, Ceilingor Roof Fans Output Lt. 125 W	644.842	409.546
2931	841459900	Other Fans For Other Purposes	191.672	833.621
2932	841460000	Hoods Having A Maximum Horizontal Side Not Exceeding 120 Cm	768	973
2933	841480100	Pumps	130.788	1.188.657
2934	841480210	Compressor For Ac	7.904	106.609
2935	841480290	Compressor For Other Purposes	162.823	2.614.645
2936	841480900	Other Air Or Vacuum Pumps , Gas Compressors Or Fans	260.357	1.600.057
2937	841490100	Parts Of Pumps Or Compressors	64.762	2.085.111
2938	841490900	Other Parts Of Pumps , Compressor Or Fans	620.436	1.655.878
2939	841510000	Air Condition Machine For Window Orwall Types, Self-Contained	622.898	966.318
2940	841581000	Incorporating Refrigerator Unit & Valve For Several Of Cool/Heatcycle	30.373	250.911
2941	841582000	Oth, Incorporating A Refrigerating Unit	202.599	1.618.853
2942	841583000	Not Incorporating A Refrigerating Unit	102.243	530.388
2943	841590100	Chasis, Cabinet Of Air Conditioningmachines, Welded & Painted	140.481	134.530
2944	841590900	Other Parts Of Air Conditioning Machines	43.047	263.617
2945	841610000	Furnace Burners For Liquid Fuel	9.025	48.394
2946	841620000	Other Furnace Burners, Including Combination Burners	307.181	2.090.652
2947	841630000	Mechanical Stockers , Mechanical Grates ,Mechanical Ash Dischargers	4	85
2948	841690000	Parts Of Furnace Burners,Mechanicalstockers	47.593	799.728
2949	841710000	Furnaces And Ovens For The Roastingmelting Of Ores,Pyrites / Of Metal	311.409	642.425

No.	HS	Jenis Barang	Volume (Kg)	Nilai (US\$)
2950	841720000	Bakery Ovens, Includ.Biscuit Ovens	41.218	572.078
2951	841780000	Oth.Industrial/Laboratory Furnaces And Ovens	1.166.290	4.613.422
2952	841790000	Parts Of Industrial / Laboratory Furnaces And Ovens	139.001	729.203
2953	841810000	Combined Refrigerator-Freezer,Fitt-Ed W/ Separate External Doors	55.330	231.161
2954	841821000	Refrigerators ,Houshold Compressiontype	5.613	16.341
2955	841822000	Refrigerators ,Houshold Absorbtion-Type, Electrical	51.721	188.357
2956	841830000	Freezers Of The Chest Type , Not Exceeding 800 L Capacity	11.243	32.338
2957	841840000	Freezers Of The Upright Type , Not Exceeding 900 L Capacity	2.612	1.662
2958	841850000	Refrigerating / Freezing Display Counter,Cabinet,Show-Cases&The Lik	150.541	372.698
2959	841861000	Compressions Type Units Whose Condensers Are Heat Exchangers	195.238	1.082.867
2960	841869000	Other Refrigerating Or Freezing Equipment	138.072	685.510
2961	841891000	Furniture Designed To Receive Refrigerating Or Freezing Equipment	158.448	843.821
2962	841899100	Other Refrigerator, Freezer And Other Refrigerating Of Freezing	18.946	96.536
2963	841899900	Other Refrigerating, Freezing Furniture	132.382	622.658
2964	841911100	Instaneous Gas Water Heaters Of A Kind Used For Domestic Purpose	195	99
2965	841911900	Oth.Instantaneous Gas Water Heaters	1.965	35.582
2966	841919100	Oth Instaneous Gas Water Heaters Ofa Kind Used For Domestic Purposes	18.232	17.821
2967	841919900	Other Storage Water Heaters	69.021	217.178
2968	841920000	Medical, Surgical Or Laboratory Sterilisers	52.718	1.050.819
2969	841931000	Dryers For Agricultural Products	642.554	1.546.085
2970	841932000	Dryers For Wood, Paper Pulp, Paper Or Paperboard	598.852	4.653.624
2971	841939000	Other Dryers	165.659	1.468.644
2972	841940000	Distilling Or Rectifying Plant	3.836	121.508
2973	841950000	Heat Exchange Units	608.195	4.439.585
2974	841960000	Machinery For Liquefying Air Or Gas	358.915	5.636.549
2975	841981000	Machinery For Making Hot Drinks Or For Cooking Or Heating Food	4.360	14.651
2976	841989900	Other Machinery,Plant And Equipment	613.324	6.155.373
2977	841990000	Other Parts Machinery, Plantand Equipment	527.449	2.008.230
2978	842010900	Calendering Machines For Other Industry	172.367	628.094
2979	842091900	Other Parts Of Cylinders	20.878	538.143
2980	842099100	Oth.Roll.Machine For Ironing Machin&Wringer Ssuitable For Domestic Us	157	4.859
2981	842099900	Other Parts Of Calendering Machines	1.913	25.129
2982	842112100	Clothes-Dryers With A Capacity Of Not More Than 30 L	88	535
2983	842112900	Other Clothes-Dryers	877	53.733
2984	842119000	Other Centrifuges	117.154	2.292.134
2985	842121000	Machinery For Filtering / Purifyingwater	278.099	3.727.581
2986	842122000	Machinery For Filtering / Purifyingbeverages Other Than Water	7.748	52.108
2987	842123000	Filtering/Purifying Machinery For Internal Combution Engines	351.827	2.882.212
2988	842129000	Other Filtering Or Purifying Water	58.302	1.372.189
2989	842131000	Filtering/Purifying Machinery For Internal Combustion Engines	264.475	2.397.931
2990	842139000	Other Filtering Or Purifying Machinery And Apparatus Gases	142.474	1.690.509
2991	842191900	Other Parts Of Centryfugal Drying Machines	14.935	368.471
2992	842199000	Other Parts Of Centryfuges	157.227	1.958.126
2993	842211000	Dish Washing Machines Of The House-Hold Type	602	837
2994	842219000	Other Dish Washing Machines	15.507	124.998
2995	842220000	Machinery For Cleaning Or Drying Bottles Or Other Containers	48.641	372.900
2996	842230900	Other Machinery For Filling,Closingcontainers	239.802	6.795.590
2997	842240000	Other Packing Or Wrapping Machinery	812.911	61.571.965
2998	842290000	Parts Of Dish Washing Machines, Cleaning And Drying Bottles Etc	94.509	9.481.419
2999	842310000	Personal Weighing Machines, Includ.Baby Scales ;Household Scales	180.968	284.926
3000	842320000	Scales For Continuous Weighing Of Goods On Conveyors	638	66.296
3001	842330000	Constant Weight Scales	14.678	336.293
3002	842381000	Other Weighing Machinery Having A Maximum Weighing Capacity Lt. 30	123.112	211.718
3003	842382000	Weighing Machinery 30Kg Lt. Capacity Lt. 5000Kg	16.307	29.154
3004	842389000	Other Weighing Machinery	78.241	114.267
3005	842390900	Parts Weighing Machinery	16.554	115.106
3006	842410000	Fire Extinguishers, Whether Or Notcharged	7.148	145.613
3007	842420000	Spray Guns And Similar Appliances	1.693	25.672
3008	842430000	Steam Or Sand Blasting Machines Andsimilar Jet Projecting Machines	142.920	627.517

No.	HS	Jenis Barang	Volume (Kg)	Nilai (US\$)
3009	842481100	Agricult.Mech. Appl For Projecting Dispers. Liquid/Powder Hand Oprated	19.135	29.601
3010	842481900	Other Agricult. Mech. Appl. For Projecting/Dispers Liquid/Powder	75.939	118.836
3011	842489000	Other Mechanical Appliances	30.754	92.283
3012	842490000	Parts Mechanical Appliances	99.716	1.885.458
3013	842511000	Pulley Tackle And Hoits For Raisingvehicles Powered By Electric Motor	282.331	3.085.952
3014	842519000	Other Pulley Tackle And Hoits For Raising Vehicles	256.812	197.244
3015	842520000	Pit-Heat Winding Gear ; Winches For Use Underground	7.049	51.342
3016	842531000	Other Winches;Capstans With Poweredby Electric Motor	2.952	5.925
3017	842539000	Oth. Winches ;Capstans Not Electricpowered	197.177	1.030.796
3018	842541000	Built In Jacking Systems Of A Type Used In Garages	39.148	25.490
3019	842542000	Other Jacks And Hoists, Hydraulic	539.180	864.096
3020	842549000	Other Winches ;Capstans	98.245	594.097
3021	842611000	Overhead Traveling Cranes On Fixed Support	136.343	1.622.882
3022	842612000	Mobile Lifting Frames On Tyres And Straddle Carriers	236.140	263.425
3023	842619200	Gantry And Bridge Cranes	16.402	214.578
3024	842630000	Portal Or Pedestal Jib Cranes	466.832	3.259.059
3025	842641000	Machinery ,Self-Propelled On Tyres	45.000	40.000
3026	842649000	Other Machinery ,Self-Propelled	304.805	1.304.510
3027	842699100	Other Cranes	6.939	15.405
3028	842710000	Self-Propelled Trucks Powered By Anelectric Motor For Fork-Lift	47.338	195.854
3029	842720000	Other Self-Propelled Trucks	519.722	1.964.044
3030	842790000	Other Trucks	101.514	252.301
3031	842810000	Lifts And Skip Hoists	599.643	2.325.062
3032	842820000	Pneumatic Elevator And Conveyors	164.918	279.288
3033	842832000	Bucket Type Continuous-Action Elevator	213.847	1.026.474
3034	842833000	Belt Type Continuous-Action Elevator	85.142	462.532
3035	842839000	Other Continuous-Action Elevator	159.916	2.114.143
3036	842840000	Escalator And Moving Walkways	1.242.623	3.724.619
3037	842860000	Teleferics,Chair-Lift,Ski-Draglines;Traction Mechanisms For Furnicula	1	1.755
3038	842890000	Other Machinery Of Lifting,Handlingor Loading	261.042	3.242.126
3039	842911100	Bulldozers	273.753	238.309
3040	842911200	Angledozer	13.820	9.597
3041	842919000	Other Bulldozer And Angledozer	261.340	300.705
3042	842920100	Graders	75.045	315.657
3043	842930000	Scrapers	79	3.643
3044	842940100	Road Rollers	60.887	83.394
3045	842951000	Front-End Shovel Loaders	421.389	1.142.160
3046	842952100	Hydraulic Excavators	820.850	555.426
3047	842952900	Other Hydraulic Excavators	4.772	54.261
3048	842959000	Other Self-Propelled Bulldozers, Angledozer, Graders, Levellers	86.234	288.212
3049	843010000	Pile-Drivers And Pile-Extractors	31.291	18.234
3050	843039000	Other Coal Or Roek Cutters And Tunneling Machinery	9.181	25.165
3051	843041000	Boring Or Sinking Machinery Self - Propelled	3.437	2.000
3052	843049000	Other Boring Or Sinking Machinery	99.539	2.021.608
3053	843050000	Other Machinery, Self-Propelled	37.342	36.335
3054	843069000	Other Machinery Self-Propelled	22.119	22.742
3055	843110000	Parts Suitable For Use Solely/Prin-Cipally Of Mach.Of Head No.84.25	17.875	132.960
3056	843120200	Parts Of Other Self-Propelled Truck	128.472	372.206
3057	843131000	Parts Of Lift ,Skip Hoists Or Esca-Lators	241.379	475.273
3058	843139100	Parts Of Other Loading Machinery , Telphers And Conveyors	214.217	411.598
3059	843139900	Parts Of Other Vehicle Not Mechani-Cally Propelled	4.566	113.409
3060	843141200	Buckets ,Shovels ,Grabs And Grips Of Heading No.84.29	3.683	27.427
3061	843142000	Buckets ,Shovels ,Grabs And Grips Bulldozer Or Angledozer Blades	79.519	666.052
3062	843143000	Parts Of Boring / Sinking Machineryof Subheading No.8431.41 Or 8431.4	377.848	1.564.608
3063	843149100	Buckets ,Shovels ,Grabs And Grips Of Heading No. 84.26	137.175	1.395.122
3064	843149210	Buckets ,Shovels ,Grabs And Grips Of Heading No. 84.29 In Ckd	1.169.497	9.875.220
3065	843210000	Ploughs	21.683	52.181
3066	843221000	Disc Harrows	11.584	27.290
3067	843229000	Scarifiers, Cultivators, Weeders And Hoes	7.441	15.287



No.	HS	Jenis Barang	Volume (Kg)	Nilai (US\$)
3068	843230000	Seeders, Planters And Transplanters	605	8.533
3069	843280000	Oth.Mach. For Lawn Or Sports-Groundrollers	18.316	52.686
3070	843290000	Parts Mach. For Agricultural, Horticultural Or Forestry	22.138	100.231
3071	843311000	Mower Powered,W/ The Cutting Deviserotating In A Horizontal Plane	24.858	38.955
3072	843319000	Other Mowers For Lawns ,Parks Or Sports Grounds	1.395	1.632
3073	843320000	Other Mowers, Including Cutter Barsfor Tractor Mounting	6.200	124.764
3074	843340000	Straw Or Fodder Balers, Including Pick-Up Balers	650	1.150
3075	843351000	Combined Harvester-Threshers	1.000	46.522
3076	843359000	Other Harvesting Machinery	11.201	16.612
3077	843360000	Machines For Cleaning, Sorting Or Grading Eggs,Or Oth.Agri.Products	10.109	1.602.457
3078	843390000	Parts Harvesting Or Threshing Mach.	1.440	23.976
3079	843410000	Milking Machines	910	2.000
3080	843490000	Part Of Milking & Dairy Machineries	3.451	50.541
3081	843510000	Presses ,Crushers&Similar Machinery	32.141	380.343
3082	843590000	Parts Of Presses ,Crushers And Similar Mechnery	372	3.191
3083	843610000	Machinery For Preparing Animal Feeding Stuffs	29.182	157.720
3084	843621000	Poultry Incubators And Brooders	37.926	72.192
3085	843629000	Other Agricultural Machinery Fittedwith Thermal Equipment	65.050	82.007
3086	843680000	Oth. Machinery For Poultry-Keeping Or Bee-Keeping	261.017	785.457
3087	843691000	Parts Of Poultry-Keeping Machinery Or Poultry Incubator And Brooders	36.083	205.805
3088	843699000	Other Parts Of Machinery Agricuilt.,Horticultural And Forestry	109.589	827.881
3089	843710900	Oth.Machines For Sorting Seed,Grain	138.651	515.608
3090	843780100	Rice-Hulling Machine,Rice Polishing	105.248	125.375
3091	843780900	Other Machinery Used In Milling Industry For Cleaning,Sorting Seed	617.703	1.370.232
3092	843790100	Parts Of Machinery For Rice-Hullingmachine, Rice Polishing	103	4.263
3093	843790900	Other Parts Of Machinery	172.226	2.114.950
3094	843810100	Bakery Machinery	34.001	113.236
3095	843810900	Other Machinery For The Manufactureof Macaroni ,Spaghetti	285.724	5.178.615
3096	843820000	Machinery For The Manufacture Of Confectionery,Cocoa Or Chocolate	134.445	2.813.782
3097	843830000	Machinery For Sugar Manufacture	48.450	263.931
3098	843850000	Machinery For The Preparation Of Meat Or Poultry	14.721	28.704
3099	843860000	Machinery For The Preparation Of Fruits ,Nuts Or Vegetables	46.922	224.323
3100	843880900	Other Machinery Used In The Millingindustry	189.398	3.215.936
3101	843890000	Parts Mach. For The Industrial Preparation/Manufact. Of Food/Drink	359.086	3.059.627
3102	843910000	Machinery For Making Pulp Of Fibrous Cellulosic Material	179.820	3.125.185
3103	843920000	Machinery For Making Paper Or Paperboard	749.060	1.101.366
3104	843930000	Machinery For Finishing Paper Or Paperboard	87.243	1.610.578
3105	843991000	Parts Of Machinery For Making Pulp Of Fibrous Cellulosic Material	65.120	693.652
3106	843999000	Other Parts Of Machinery For Makingpulp Of Fibrous Cellulosic Materia	3.503.534	40.709.590
3107	844010900	Other Book-Binding Machines	72.950	186.985
3108	844090000	Parts Of Book-Binding Machines	3.009	1.119.169
3109	844110900	Other Cutting Machines	975.521	9.542.023
3110	844120000	Machines For Making Bags, Sacks Or Envelopes	76.678	1.312.460
3111	844130000	Machines For Making Cartons, Boxes,Cases,Tubes,Drums/Similar Containe	26.126	353.386
3112	844140000	Machines For Moulding Articles In Paper Pulp ,Paper Or Paperboard	30.554	165.572
3113	844180000	Other Machinery For Making Pulp , Paper Or Paperboard	171.334	2.301.328
3114	844190000	Parts Oth.Mach.For Making Up Paper,Pulp,Paper/Paperboard Incl.Cutting	114.715	1.282.276
3115	844210000	Phototype-Setting And Composing Machines	7.585	161.616
3116	844230000	Other Mach., Apparatus & Equipment For Type-Founding Or Type-Setting	6.693	35.988
3117	844240000	Parts Of The Foregoing Machinery , Apparatus Or Equipment	6.218	4.295
3118	844250000	Printing Type, Blocks, Plates, Cylinders & Oth.Printing Components	29.168	479.725
3119	844311900	Other Offset Printing Reel Fed Machinery	67.174	117.264
3120	844312000	Sheet Fed, Office Type (Sheet Size Not Exceeding 22 X 36 Cm)	11	6
3121	844319000	Other Offset Printing Machinery	247.222	3.018.478
3122	844321000	Reel Fed	125.990	6.476.547
3123	844329000	Oth.Letter-Press Printing Machinery	3.068	16.000
3124	844330000	Flexographic Printing Machinery	119.843	3.435.904
3125	844340000	Gravure Printing Machinery	153.078	1.969.297
3126	844351000	Ink-Jet Printing Machines	610	487

No.	HS	Jenis Barang	Volume (Kg)	Nilai (US\$)
3127	844359100	Platen Presses	821	3.000
3128	844359990	Other Printing Machines	45.959	873.391
3129	844360000	Machines For Uses Ancillary To Printing	16.496	205.890
3130	844390000	Parts Of Printing Machines	59.688	1.294.320
3131	844400000	Machines For Extruding, Drawing On Cutting Man-Made Textile Materials	20.946	203.768
3132	844511000	Carding Machines	89.716	220.450
3133	844513000	Drawing Or Roving Machines	11.750	40.500
3134	844519000	Other Machine For Preparing Textilefibres	59.976	163.025
3135	844520000	Textile Spinning Machines	158.773	274.678
3136	844530000	Textile Doubling /Twisting Machines	25.870	98.591
3137	844540000	Textile Winding (Including Weft - Winding) Or Reeling Machines	50.274	161.790
3138	844590000	Oth.Machines For Use On The Machineof Heading 84.46 Or 84.47	54.345	646.428
3139	844610000	Machines For Weaving Fabrics Of A Width Not Exceeding 30 Cm	50.744	113.987
3140	844621000	Power Looms	52.805	350.050
3141	844629000	Other Weaving Machines	229.766	1.256.500
3142	844630000	Machines For Weaving Fabrics Of A Width 30 Cm,Shuttle Less Type	156.076	1.406.371
3143	844711900	Other Circular Knitting Machines Diameter Lt. 165 Mm	37.023	126.000
3144	844720190	Other Flat Knitting Machines	37.950	67.500
3145	844720900	Stitch Bonding Machine	15.473	248.200
3146	844790900	Other Trimming ,Braid And Tufting Machines	85.327	1.072.272
3147	844811000	Dobbies And Jacquards;Card Reducingcopying Or Assembling Machines	927	21.345
3148	844819000	Oth.Aux. Machinery For Machines Of Heading No.84.44 To 84.47	10	1.873
3149	844820000	Parts And Accessories Of Machines Of Heading No. 84.45	58.610	187.565
3150	844831000	Card Clothing	3.083	34.473
3151	844832000	Parts&Accessories Machines Of Machines For Preparing Textile Fibres	191	10.388
3152	844833000	Spindles, Spindle Flyers, Spinning Rings And Ring Travellers	51.045	114.663
3153	844839000	Oth.Parts & Accessories Of Machinesof Heading No.84.44	30.971	586.824
3154	844841000	Shuttles	2.824	10.816
3155	844842000	Reeds For Looms, Healds And Heald -Frames	1.227	1.369
3156	844849000	Other Parts And Accessories Of Weaving Machines	135.626	289.177
3157	844851000	Sinkers, Needles And Other Articlesused In Forming Stitches	1	1
3158	844859000	Other Parts And Accessories Of Machines Of Heading No. 84.47	3.657	156.351
3159	844900000	Mach.For The Manufact./Finishing Offelt/Nonwovens In The Piece/Shapes	31.368	376.709
3160	845011100	Household Washing Machines Capacity Lt.6Kg Fully-Automat.For Clothes-W	10.185	32.361
3161	845011900	Other Household Washing Machines Fully-Automatic	487.700	960.986
3162	845012100	Household Washing Machines Built-Incentrifugal Drier For Clothes-Wash	77.901	82.979
3163	845012900	Other Household Washing Machines Built-In Cetrifugal Drier	24.130	26.444
3164	845019100	Other Household Washing Machines For Clothes-Washing	76	258
3165	845019900	Other Household Washing Machines Linen Capacity Lt. 10 Kg	267.338	331.007
3166	845020000	Machines , Each Of A Dry Linen Capacity > 10 Kg	14.050	136.932
3167	845090900	Other Parts Of Household Washing Machines	1.403.193	3.314.209
3168	845110000	Dry-Cleaning Machines	5.065	55.240
3169	845121100	Drying Machines Each Of A Dry Linen capacity Lt. 10 Kg For Industrial	191	1.727
3170	845129000	Other Drying Machines	29.944	148.357
3171	845130900	Other Ironing Machines And Presses	1.537	4.621
3172	845140200	Bleaching Or Dyeing Machines	40.788	180.814
3173	845140900	Other Washing Machines	1.260	22.998
3174	845150000	Machines For Reeling, Unreeling,Or Pinking Textile Fabrics	10.369	42.586
3175	845180100	Oth.Machinery Suitable For Domesticuse	8.531	28.850
3176	845180900	Other Machinery For Washing ,Drying	114.393	1.610.536
3177	845190000	Parts Of Machinery For Washing , Drying	23.574	213.585
3178	845210000	Sewing Machines Of The Household Type	109.932	222.832
3179	845221900	Other Automatic Sewing Machines	15.655	61.375
3180	845229000	Other Sewing Machines Not Automaticunits	42.263	383.801
3181	845230000	Sewing Machine Needles	1.174	1.909
3182	845240000	Furniture ,Bases And Covers For Sewing Machines And Parts	2.244	50.188
3183	845290100	Parts Of Sewing Machine, Arms, Bed, Stand And Pedal	378	1.575
3184	845290900	Other Parts Of Sewing Machines Other Parts Of Sewing Machines	202.151	232.742
3185	845310000	Machinery For Preparing, Tanning Orworking Hides, Skins Or Leather	114.646	218.414

No.	HS	Jenis Barang	Volume (Kg)	Nilai (US\$)
3186	845320000	Machinery For Making Or Repairing Footwear	121.006	364.793
3187	845380000	Other Machinery For Processing Skinor Hides	4.123	33.115
3188	845390000	Parts Of Machinery For Preparing Skin ,Leather	7.667	88.644
3189	845410000	Converters	69.356	26.411
3190	845420000	Ingot Moulds And Ladles	35.920	176.630
3191	845430000	Casting Machines	425.825	396.830
3192	845490000	Parts Of Machines Used In Metalurgi	343.876	1.349.002
3193	845510000	Tube Mills	142.040	769.650
3194	845521000	Hot Or Combination Hot And Cold Rolling Mills	774.891	509.844
3195	845522000	Cold Rolling Mills	142.638	322.217
3196	845530000	Rolls For Rolling Mills	525.069	2.451.801
3197	845590000	Other Parts Of Rolling Mills	429.457	1.755.278
3198	845610000	Machine-Tools Operated By Laser Or Oth.Light/Photon Beam Processes	9.112	35.279
3199	845620000	Machine-Tool Operated By Ultrasonicprocesses	1.721	8.788
3200	845630000	Machine-Tools Operated By Electro- Discharge Processes	24.112	301.180
3201	845699000	Other Machine-Tools For Working Anymaterial By Removal Of Material	50.802	178.054
3202	845710000	Machining Centres	123.203	1.126.374
3203	845720000	Unit Construction Machines (Single-Station)	42.361	876.314
3204	845811000	Horizontal Lathes With Numerically Controlled	11.156	125.680
3205	845819000	Horizontal Lathes Without Numerically Controlled	83.221	194.211
3206	845891000	Other Lathes With Numerically Controlled	7.399	30.474
3207	845899000	Other Lathes Without Numerically Controlled	837.136	3.239.089
3208	845910000	Way-Type Unit Head Machines	35.956	71.687
3209	845921000	Other Drilling Machines With Numerically Controlled	3.073	10.067
3210	845929000	Other Drilling Machines Without Numerically Controlled	167.561	351.620
3211	845931000	Other Boring-Milling Machines Numerically Controlled	8.648	10.227
3212	845939000	Other Boring-Milling Machines Without Numerically Controlled	69.047	162.493
3213	845940000	Other Boring Machines	297.971	438.499
3214	845959000	Milling Machines, Knee-Type Withoutnumerically Controlled	16.410	25.400
3215	845961000	Other Milling Machines With Numerically Controlled	15.570	156.135
3216	845969000	Other Boring-Milling Machines	150.526	547.431
3217	845970000	Other Threading Or Tapping Machines	57.319	326.061
3218	846011000	Flat-Surface Grinding Machines Withnumerically Controlled	10.350	476.388
3219	846019000	Flat-Surface Grinding Machines Without Numerically Controlled	212.134	737.543
3220	846021000	Other Grinding Machines With Numerically Controlled	2.400	38.000
3221	846029000	Other Grinding Machines Without Numerically Controlled	105.874	400.454
3222	846031000	Sharpening (Tool Or Grinding) Mach.With Numerically Controlled	14.744	49.141
3223	846039000	Sharpening (Tool Or Grinding) Mach.Without Numerically Controlled	58.363	196.095
3224	846040000	Honing Or Lapping Machines	20.668	51.578
3225	846090000	Oth.Mach.-Tools For Polishing Or Oth. Whise Finishing Metal/Cermets	31.525	193.865
3226	846110000	Planing Machines	335.200	494.741
3227	846120000	Shaping Or Slotting Machines	88.646	204.127
3228	846140000	Gear Cutting, Gear Grinding Or Gearfinishing Machines	16.915	47.443
3229	846150000	Sawing Or Cutting-Off Machines	206.460	544.207
3230	846190000	Other Machine Tools For Planning , Shaping	34.747	67.128
3231	846210000	Forging Or Die-Stamping Machines And Hammers	355.072	687.400
3232	846221000	Bending ,Folding Or Straightening Machines Numerically Controlled	232.740	527.801
3233	846229000	Other Bending,Folding/Straighteningmachines	143.210	921.618
3234	846231000	Shearing Machines Numerically Controlled	109	3.474
3235	846239000	Other Shearing Machines	115.400	284.007
3236	846241000	Punching Or Notching Machines Numerically Controlled	56.330	772.941
3237	846249000	Other Punching Or Notching Machines	337.082	2.128.293
3238	846291900	Other Hydraulic Presses	287.674	690.640
3239	846299100	Other Punching Or Notching Machinesfor Treating Metal / Metal Carbide	247.486	518.654
3240	846299900	Other Machine Tools For Working Metal By Forging	277.786	2.748.003
3241	846310000	Draw-Benches For Bars, Tubes, Pro -Files ,Wire Or The Like	146.013	451.983
3242	846320000	Thread Rolling Machines	30.025	208.116
3243	846330000	Machines For Working Wire	114.654	575.030
3244	846390000	Other Machine Tools For Working Metal,Without Removing Material	451.252	1.614.238

No.	HS	Jenis Barang	Volume (Kg)	Nilai (US\$)
3245	846410000	Sawing Machines For Working Stone	173.714	1.021.199
3246	846420000	Grinding Or Polishing Machines For Working Stone	101.538	762.128
3247	846490000	Other Machine Tools For Working Stone	155.162	379.451
3248	846510000	Machines-Tools For Working Wood Without Tool Change	190.624	1.002.345
3249	846591000	Sawing Machines For Working Wood	841.135	2.208.663
3250	846592000	Planing , Milling Or Moulding Machines For Working Wood	750.535	2.206.284
3251	846593000	Grinding , Sanding Or Polishing Machines For Working Wood	415.486	1.347.775
3252	846594000	Bending Or Assembling Machines For Working Wood	101.557	800.536
3253	846595000	Drilling Or Morticing Machines For Working Wood	329.450	695.837
3254	846596000	Splitting , Slicing Or Paring Machines For Working Wood	302.684	902.895
3255	846599000	Other Machine Tool For Working Wood	1.131.767	5.402.355
3256	846610000	Tool Holders And Self-Opening Die -Heads	91.534	177.469
3257	846620000	Work Holders	26.768	150.120
3258	846630000	Dividing Heads And Other Special Attachments For Machine-Tools	43.216	225.985
3259	846691000	Parts For Machines Of Head.No.84.64	74.796	328.181
3260	846692000	Parts For Machines Of Head.No.84.65	76.295	680.254
3261	846693000	Parts For Machines Of Head.No.84.56To No.84.61	64.285	315.368
3262	846694000	Parts For Machines Of Head.No.84.62Or No.84.63	52.096	548.830
3263	846711000	Hand-Tools, Pneumatic With Rotary Type	19.581	41.024
3264	846719000	Hand-Tools, Pneumatic Other Than Rotary Type	23.923	98.231
3265	846789000	Other Hand-Tools Hydraulic Or With Non-Electric Motor	53.455	145.423
3266	846792000	Parts Of Pneumatic Tools	1.225	7.436
3267	846799000	Other Parts Of Tools For Working Inthe Hand	97.360	182.020
3268	846810000	Hand-Held Blow Pipes	126	256
3269	846820000	Other Gas-Operated Machinery And Apparatus	14.671	67.306
3270	846880000	Other Machinery And Apparatus For Soldering, Brazing Or Welding	105.147	523.321
3271	846890000	Parts Machinery And Apparatus For Soldering, Brazing Or Welding	486.446	107.119
3272	846912100	Automatic Typewriters In Ckd	117	2.273
3273	846930900	Other Typewriters, Non-Electric Other Than In Ckd	62.833	121.755
3274	847010000	Electronic Calculators Capable Of Operat./W/O External Source Of Powe	62.751	69.548
3275	847030000	Other Calculating Machines	145.320	345.153
3276	847090000	Pocket-Size Data Recording, Reproducing & Displaying Machines	12.323	16.380
3277	847110000	Analogue Or Hybrid Automatic Data Processing Machines	71	24.211
3278	847130000	Portable Digital Automatic Data Processing Machines	50.220	2.489.705
3279	847141900	Oth.Digital Automatic Data Process Machines In The Same Housing	284.042	6.271.035
3280	847149900	Oth.Than Cpu For Personal Microcompresented In The Form Of System	25.507	1.871.458
3281	847150100	Oth.Digital Processing Units With Cpu For Personal & Micro Computer	2.134	316.187
3282	847150900	Oth.Digital Processing Units Other Than For Personal & Micro Computer	12.609	555.860
3283	847160100	Printer	66.525	215.997
3284	847160200	Display Monitor	100.421	397.811
3285	847160900	Other Input/Output Units Other Thanprinter	96.410	300.599
3286	847170100	Hard Disk Drive	96.927	246.327
3287	847170900	Oth.Storage Units Other Than Hard Disk Drive	118.429	517.981
3288	847180000	Other Units Of Automatic Data Processing Machines	51.257	472.722
3289	847190000	Other Of Data Processing Machines And Units Thereof	4.870	120.712
3290	847210000	Duplicating Machines	21.954	19.817
3291	847230000	Machines For Sorting / Folding Mailor For Inserting Mail In Envelopes	3.610	15.745
3292	847290000	Cheque Writing Machines	35.082	94.528
3293	847310100	Parts & Access. Of The Machine Head No 8469 Plug Into Pcb Or Cabinet	210	1.655
3294	847310900	Other Parts & Accessories Of The Machines Of Heading No: 8469	17	592
3295	847329000	Oth.Parts & Accessories Of Machinesof Heading No.84.70	71	963
3296	847330100	Parts & Acces. Of The Machines Head No: 8471 Plug Into Pcb Or Cabinet	170.178	389.158
3297	847330900	Other Parts & Accessories Of The Machines Of Heading No: 8471	329.366	622.520
3298	847340000	Parts & Accessories Of The Machinesof Heading No.84.72	3	17
3299	847350000	Parts&Access Equally Suitabile For Mach.Of Headings Nos.84.69 To 84.72	18.435	350.888
3300	847410000	Sorting, Screening, Separating Or Washing Machines	94.390	1.765.006
3301	847420100	Crushing Or Grinding Machines For Stones	123.054	235.923
3302	847420900	Other Crushing Or Grinding Machines For Stones	55.347	308.160
3303	847431000	Concrete Or Mortar Mixers	35.215	89.808

No.	HS	Jenis Barang	Volume (Kg)	Nilai (US\$)
3304	847432000	Machines For Mixing Mineral Subs - Tances With Bitumen	186.383	548.093
3305	847439000	Other Machine For Agglomerating	49.971	512.457
3306	847480900	Other Machinery For Process. Earth,Stone, Ore And The Like	711.367	4.938.555
3307	847490000	Parts Of Machinery Of Heading 84.74	357.895	1.870.180
3308	847510000	Machines For Assembling Electric Orelectronic Lamps Or Flashbulbs	205.707	1.434.275
3309	847529000	Other Machines For Manufacturing Orhot Working Glass/Glassware	24.145	176.068
3310	847590000	Parts Of Machines For Assembling Electric/Manufacturing Glassware	55.436	2.665.348
3311	847710000	Injection-Moulding Machines For Working Rubber Or Plastics	1.232.341	3.964.010
3312	847720000	Extruders For Working Rubber Or Plastics	242.424	1.779.302
3313	847730000	Flow Moulding Machines For Working Rubber Or Plastics	387.619	6.785.697
3314	847740000	Vacuum Moulding Machines And Other Thermoforming Machines	306.303	1.036.412
3315	847751000	Machines For Moulding Or Retreadingpneumatic Tyres	7.828	11.779
3316	847759000	Other Machinery For Moulding Or Otherwise Forming	119.398	2.549.443
3317	847780000	Other Machinery For Working Rubber Or Plstics	2.094.567	10.091.842
3318	847790000	Parts Of Machinery For Working Rubber Or Plastics	226.543	2.061.516
3319	847810900	Other Machinery For Preparing Or Making Up Tobacco	2.871.999	47.924.847
3320	847890000	Parts Of Other Machinery For Preparing Or Making Up Tobacco	88.607	4.839.350
3321	847910000	Machinery For Public Works,Buildingor The Like	32.115	32.422
3322	847920000	Machinery For The Extraction Or Preparation Of Fats Or Oils	725.881	6.595.109
3323	847930000	Presses For The Manufacture Of Particle Board Of Wood Or Other	52.722	101.147
3324	847940000	Rope Or Cable-Making Machines	4.812	13.592
3325	847950000	Industrial Robots, Not Elsewhere Specified Or Included	23.480	571.583
3326	847960000	Evaporative Air Coolers	39.084	197.067
3327	847981000	Machines And Mechanical Appliances For Treating Metal	6.818	110.394
3328	847982000	Machines And Mechanical Appliances Mixing, Kneading, Crushing ,Etc	906.514	19.192.608
3329	847989900	Other Machines And Mechanical Appliances	631.955	1.718.042
3330	847990000	Parts Machines & Mech. Appliances Having Individual Functions	269.207	1.697.012
3331	848010000	Moulding Boxes For Metal Foundry	7.390	36.093
3332	848020000	Mould Bases	39.465	163.786
3333	848030000	Moulding Patterns	69.871	350.075
3334	848041000	Moulds For Metal Or Metal Carbides Injection Or Compression Types	978.038	805.921
3335	848049000	Other Moulds For Metal Or Metal Carbides	91.420	1.285.675
3336	848050000	Moulds For Glass	126.975	2.339.644
3337	848060000	Moulds For Mineral Materials	546.752	964.017
3338	848071000	Moulds For Rubber Or Plastics Injection Or Compression Types	615.253	4.457.632
3339	848079000	Other Moulds For Rubber Or Plastics	139.975	1.090.278
3340	848110000	Pressure-Reducing Valves	209.883	2.659.788
3341	848120000	Valves For Oleohydraulic Or Pneumatic Transmissions	54.460	681.487
3342	848130000	Check Valves	325.845	2.549.862
3343	848140000	Safety Or Relief Valves	95.769	7.660.154
3344	848180100	Soda Water Bottle Valves , Gas Operated Beer Dispensing Units	24	138
3345	848180200	Ball Valves; Pressure Gauge Cocks	79.623	309.012
3346	848180300	Valves For Tyres And Tubes	57.982	248.912
3347	848180910	Oth.Appliances By Hand,Weight. Lt. 3Kgsurface-Treated Or Of Nickel	77.212	113.595
3348	848180990	Other Appliances Used In Pressure Machinery	585.445	3.881.938
3349	848190000	Parts Of Taps ,Cocks ,Valves And Similar Appliances	239.147	818.602
3350	848210000	Ball Bearings	815.157	1.160.969
3351	848220000	Tapered Roller Bearings, Including Cone And Tapered Roller Assemblies	326.317	2.530.417
3352	848230000	Spherical Roller Bearings	800.049	1.913.329
3353	848240000	Needle Roller Bearings	96.018	294.607
3354	848250000	Other Cylindrical Roller Bearings	50.349	523.584
3355	848280000	Combined Ball Or Roller Bearing Andsimilar	451.095	3.185.366
3356	848291000	Balls, Needles And Rollers	44.023	349.086
3357	848299000	Other Parts Of Ball And Roller Bearings	80.788	489.389
3358	848310000	Transmission Shafts (Including Cam Shafts And Crank Shafts)And Cranks	282.082	2.713.627
3359	848320000	Bearing Housing, Incorporating Ball Or Roller Bearings	223.515	522.267
3360	848330000	Bearings Housing, Not Incorporatingball ,Plain Shaft Bearings	106.285	550.817
3361	848340000	Gears And Gearings ,Chain Sproketsgear Boxes And Other Speed Changer	1.014.323	8.305.795
3362	848350000	Flywheels And Pulleys, Including Pulley Blocks	80.767	802.741

No.	HS	Jenis Barang	Volume (Kg)	Nilai (US\$)
3363	848360000	Clutches And Shaft Couplings (Incl.Universal Joints)	140.162	1.163.136
3364	848390000	Parts Transmission Shafts & Cranks	339.319	1.233.259
3365	848410000	Gaskets And Similar Joints Of Metalsheeting Combined	112.851	1.229.015
3366	848420000	Mechanical Seal	92.039	949.273
3367	848490000	Other Sets Or Assortments Of Gasketand Similar Joints	76.073	750.502
3368	848510000	Ships' Propellers And Blades Therefor	176.533	2.455.744
3369	848590100	Oils Seal Rings	87.795	1.024.900
3370	848590900	Other Machinery Parts, N.E.S In Chapter 84	34.849	259.945
3371	850110990	Other Motors Ac/Dc Lt. 37.5W	155.701	893.690
3372	850120100	Universal Ac/Dc Motors > 37.5W In Ckd Conditions	77.264	250.111
3373	850131900	Other Dc Motors ;Dc Generator Lt.750W	330.724	994.135
3374	850132100	Dc Motors ;Dc Generator 750W Lt.Output Lt. 7500W In Ckd Conditions	977.439	852.443
3375	850133100	Dc Motors ;Dc Generator 75W Lt. Output Lt. 375W In Ckd Conditions	443.195	849.003
3376	850134100	Dc Motors ;Dc Generator > 375W In Ckd Conditions	431.207	727.212
3377	850140100	Other Ac Motors ,Single-Phase In Ckd Conditions	298.973	427.346
3378	850151100	Other Ac Motors ,Multi-Phase Lt. 370Win Ckd Conditions	333.400	501.851
3379	850152100	Other Ac Motors ,Multi-Phase 750W Lt.Output Lt. 7500W In Ckd Condi	577.441	1.129.432
3380	850153100	Ac Motors ,Multi-Phase > 75W In Ckdconditions	141.837	1.278.939
3381	850161100	Ac Generators Lt. 75 Kva In Ckd Conditions	464.428	323.206
3382	850162100	Ac Generators 75 Kva Lt. Output Lt. 375 Kva In Ckd Conditions	7.192	18.876
3383	850163900	Ac Generators 375 Kva Lt. Output Lt. Lt. 750 Kva Other Than In Ck	122	2.248
3384	850164100	Ac Generators > 750 Kva In Ckd Conditions	363.461	495.028
3385	850211000	Generating Sets With Compression- Ignition Lt. 75 Kva	71.908	58.483
3386	850212000	Generating Sets With Compression- Ignition 75 Kva Lt. Output Lt. 3	180.816	1.034.252
3387	850213000	Generating Sets With Compression- Ignition > 375 Kva	420.300	5.546.076
3388	850220000	Generating Sets With Spark-Ignitioninternal Combustion Piston Engines	320.189	1.032.518
3389	850239000	Other Generating Sets With Other- Powered	115.156	1.876.457
3390	850240000	Electric Rotary Converters	349	58.290
3391	850300100	Parts Suitable For Electric Motors	37.083	244.776
3392	850300900	Other Parts Suitable With Heading No.85.01 Or No.85.02	147.962	905.313
3393	850410000	Ballast,For Discharge Lamps Or Tube	132.334	177.554
3394	850421000	Liquid Dielectric Transformers Capacity Lt. 650 Kva	47.384	356.931
3395	850422000	Liquid Dielectric Transformers 650 Kva Lt. Capacity Lt. 10000 Kv	90.318	737.882
3396	850423000	Liquid Dielectric Transformers Capacity > 10000 Kva	55.127	349.173
3397	850431200	Step Up/Down Transformator, Stabili- Zer And Current Transformator	144.779	175.042
3398	850431900	Other Transformers Capacity Lt. 1 Kva	130.169	735.738
3399	850432910	Oth. Transformer Of High Frequency, 1 Kva Lt. Capacity Lt. 16 Kva	16.675	11.613
3400	850432990	Other Transformer, 1 Kva Lt. Capacity Lt. 16 Kva	32.524	373.241
3401	850433000	Other Transformers,16Kva Lt. Capacity Lt. 500 Kva	333.982	268.087
3402	850434000	Other Transformers,Capacity >500Kva	31.965	287.852
3403	850440110	Battery Chargers ,Rating > 100 Kva	37.617	627.472
3404	850440900	Other Static Converters	111.204	845.404
3405	850450000	Other Inductors	23.229	198.977
3406	850490300	Parts Of Inductors For Transformer	94.901	638.848
3407	850490990	Other Parts Of Inductors	281.448	368.054
3408	850511000	Permanent Magnets And Become Permanent Magnets Of Metal	61.014	184.623
3409	850519000	Other Permanent Magnets And Become Permanent Magnets	1.469.632	638.416
3410	850520000	Electro Magnetic Couplings,Clutchesand Brakes	24.328	283.641
3411	850530000	Electro-Magnetic Lifting Heads	2.386	23.985
3412	850590000	Other Electro Magnet Including Part	14.832	156.859
3413	850610000	Primary Cells And Batteries Of Manganese Dioxide	2.201	3.315
3414	850630000	Primary Cells And Batteries Of Mercuric Oxide	1.024	4.673
3415	850650000	Primary Cells And Batteries Of Lithium	1.167	9.941
3416	850660000	Primary Cells And Batteries Of Air-Zinc	271	1.897
3417	850680000	Other Primary Cells And Primary Batteries	292.152	664.179
3418	850690000	Parts Of Primary Cells And Primary Batteries	147.123	710.635
3419	850710100	Electric Accumulators Of Lead-Acid For Aeroplane	644	1.507
3420	850710910	Electric Accumulators Of Lead-Acid Of 6 Or 12 Volts	284.109	246.709
3421	850710990	Electric Accumulators Of Lead-Acid	28.519	254.697

No.	HS	Jenis Barang	Volume (Kg)	Nilai (US\$)
3422	850720000	Other Lead-Acid Accumulators	14.102	51.443
3423	850730000	Other Lead-Acid Accumulators	726	14.115
3424	850740000	Accumulators Of Nicles-Iron	79	1.099
3425	850780000	Accumulators Of Other Material	82.559	159.005
3426	850790100	Parts Of Electric Accumulators For Industry Or Stationary	337.560	1.029.155
3427	850790900	Oth. Parts Of Electric Accumulators	33.128	130.996
3428	850810000	Drill Of All Kinds Of Electro - Mechanical Tools	82.158	154.548
3429	850820000	Saws Of Electro-Machanical Tools	92.992	77.813
3430	850880000	Other Electro-Mechanical Tools	218.709	318.282
3431	850910000	Vacuum Cleaners	40.581	120.505
3432	850920000	Floor Polishers	65	3.025
3433	850940000	Food Grinders And Mixers; Fruit Or Vegetable Juice Extractors	389.698	315.526
3434	850980000	Other Electro Mechanical Appliances	47.920	86.718
3435	850990000	Part Of Electro-Mechanical Domesticappliances	128.060	225.448
3436	851010000	Shavers	458	465
3437	851020000	Hair Clippers	192	135
3438	851090000	Parts Of Shavers, Hair Clippers Andhai-Removing Appliances	5	3
3439	851110900	Other Sparking Plugs	16.956	29.256
3440	851120000	Ignition Magnetos; Magneto-Dynamos;Magnetic Flywheels	131.770	561.942
3441	851130000	Distributors; Ignition Coils	91.581	87.074
3442	851140190	Starter Oth.Than For Assembly Purposes & Manufacture	947	11.964
3443	851140900	Dual Purposes Starter-Generators	52.342	400.095
3444	851150190	Alternator Oth.Than For Assembly Purposes & Manufacture	5.309	7.049
3445	851150900	Other Generators Other Than Alternator	146.106	176.238
3446	851180000	Other Equipment For Electrical Ignition	6.164	4.292
3447	851190100	Parts Of Elect. Ignition For Plugs	31.294	29.753
3448	851190900	Other Parts Of Electric Ignition	54.945	371.236
3449	851210000	Lighting Or Visual Signalling Equipment Of A Kind Used On Bicycles	29.949	113.812
3450	851220300	Lighting Equipment For Automobiles	352	2.315
3451	851220900	Oth. Lighting Or Visual Signalling Equipment	125.673	568.422
3452	851230000	Sound Signalling Equipment	42.418	143.800
3453	851240000	Windscreen Wipers ,Defrosters And Demisters	12.500	95.199
3454	851290000	Parts Of Electrical Lighting Or Signalling	115.507	617.919
3455	851310900	Other Portable Electric Lamps	692.546	569.732
3456	851390000	Parts Of Portable Electric Lamps	121.244	236.963
3457	851410000	Resistance Heated Furnaces And Oven	61.651	202.238
3458	851420000	Induction Or Dielectric Furnaces And Ovens	614	8.875
3459	851430000	Other Furnaces And Ovens	152.420	519.265
3460	851440000	Other Induction Or Dielectric Heating Equipment	598.257	339.827
3461	851490000	Parts Of Industrial Or Laboratory Electric Furnaces And Ovens	16.102	283.278
3462	851511100	Soldering Irons And Guns Electrical	24.111	16.127
3463	851511900	Other Soldering Irons And Guns Included Laser-Type	4.118	145.010
3464	851519100	Electrical Brazing Or Soldering Machines	8.681	22.411
3465	851521100	Electrical Automatic Machines For Welding Of Metal	2.144	15.256
3466	851529100	Electrical Machines Not Automatic For Welding Of Metal	20.549	144.871
3467	851529900	Other Machines Not Automatic For Welding Of Metal Includ.Laser Type	26.222	46.556
3468	851531100	Electrical Automatic Machines And Apparatus For Arc	15.954	53.372
3469	851531900	Other Automatic Machines & Apparatus Included Laser Type	6.350	13.634
3470	851539100	Electrical Not Automatic Machines And Apparatus For Arc	80.916	484.173
3471	851580000	Other Machines And Apparatus For Arc Welding Metals	243.397	422.681
3472	851590000	Parts Of Machines For Arc Welding Metals	55.312	183.233
3473	851610000	Electric Instantaneous Or Storage Water Heaters And Immersion Heater	98.618	137.146
3474	851629000	Oth.Electric Space Heating Aparatusand Electric Soil Heating Apparatu	6.662	25.427
3475	851631000	Hair Dryers	30.636	28.177
3476	851632000	Other Hair-Dressing Apparatus	17.248	238.779
3477	851640000	Electric Smoothing Irons	98.155	108.955
3478	851650000	Microwave Ovens	39.869	31.946
3479	851660000	Oth.Ovens; Cookers, Cooking Plates,Boiling Rings, Grillers & Roasters	268.501	437.373
3480	851671000	Coffee Or Tea Makers	114	382
3481	851672000	Toasters	1.450	3.528

No.	HS	Jenis Barang	Volume (Kg)	Nilai (US\$)
3482	851679000	Oth. Electro-Thermic Appliances Oth Than Coffe Or Tea Makers Or Toaster	147.885	879.971
3483	851680000	Electric Heating Resistors	16.404	331.196
3484	851690990	Other Parts Of Electric Apparatus For Domestic Purposes	161.649	449.327
3485	851711000	Line Telephone Sets With Cordless Handsets	2.990	167.515
3486	851719000	Telp.Sets;Videophones Other Than Line Telp. Set With Cordles Handset	16.719	486.309
3487	851721000	Facsimile Machines	71	93
3488	851730100	Telephonic Switching Apparatus	155	95
3489	851750000	Oth.Apparatus, For Carrier-Current Line Syst. (Digital Line Systems)	56.131	2.159.596
3490	851780000	Other Electrical Apparatus For Linetelephony/Telegraphy	121	1.213
3491	851790100	Parts For Telephone Sets	45.291	63.888
3492	851810000	Microphones And Stands Therefor	282.308	391.384
3493	851821000	Single Loudspeakers , Mounted In Their Enclosures	443.056	390.344
3494	851822000	Multiple Loudspeakers , Mounted Inthe Same Enclosures	64.369	68.101
3495	851829000	Other Loudspeaker	221.252	405.696
3496	851830000	Headphones, Earphones And Combined Microphone / Speaker Sets	17.297	36.933
3497	851840000	Audio-Frequency Electric Amplifiers	63.451	98.527
3498	851850000	Electric Sound Amplifier Sets	61.652	59.587
3499	851890900	Other Parts Of Speaker / Amplifier	2.791.332	1.393.311
3500	851921000	Other Record-Players Without Loud- Speaker	33.322	24.984
3501	851929000	Oth.Record-Players With Loudspeaker	48.089	107.326
3502	851940000	Transcribing Machines	22.014	16.909
3503	851992000	Pocket-Size Cassette-Players	4	8
3504	851993000	Oth.Cassette Type For Sound Repro- Ducing Apprts. Oth.Than Pocket Size	889	1.237
3505	851999900	Other Sounds Reproducers	3.907.782	5.634.112
3506	852033000	Oth.Magnetic Tape Recorders Incorp.Sound Reproduc.Apprts,Cassette Type	4.577	20.539
3507	852039000	Oth.Magnetic Tape Recorders Other- Than Audio/Cassette Type	70	828
3508	852090100	Sound Recorders & Sound Reproducers Lt. 16Mm ,Including Cameras 8Mm	2.256	7.098
3509	852110000	Video Recording Of Magnetic Tape- Type	42	327
3510	852190000	Other Reproducing Apparatus	515.475	598.409
3511	852290910	Parts Of No: 8519 To 8521 Plug Into Pcb Or Cabinet	15.395	15.927
3512	852290990	Other Parts Of No: 8519 To 8521	130.842	381.485
3513	852311000	Magnetic Tapes For Sound Recordingof A Width Lt. 4 Mm	25.020	21.979
3514	852312000	Magnetic Tapes For Sound Recordingof 4 Mm Lt. Width Lt. 6,5 Mm	49.936	46.910
3515	852320100	Magnetic Discs For Data Processing System	13.817	8.323
3516	852320900	Magnetic Discs For Other Purposes	3	8
3517	852330000	Cards Incorporating A Magnetic Stripe	5.317	44.860
3518	852390900	Other Unrecorded Media For Soundrecording	138.296	323.450
3519	852431100	Discs For Data Processing System	34	111
3520	852432000	Discs For Reproducing Sound Only	79.686	73.457
3521	852439000	Oth.Discs For Laser Reading System	2.254	18.420
3522	852451000	Magnetic Tapes For Reproducing Sound Or Image, A Width Lt. 4 Mm	6	116
3523	852453000	Magnetic Tapes For Reproducing Sound Or Image, A Width > 6.5 Mm	10	2.499
3524	852460000	Cards Incorporating A Magnetic Stripe	26	794
3525	852491100	Magnetic Disc For Data Processing System	27	20.235
3526	852499000	Oth.Recorder Media For Reproducing Phenomena Sound/Image	311	428
3527	852510000	Transmission Apparatus	22.447	925.558
3528	852520100	Cellular Telephone	31	164
3529	852520900	Oth.Transmission Apparatus Incorp. Reception Apparatus	636.222	32.850.174
3530	852530000	Television Cameras	2.410	72.816
3531	852540000	Still Image Video Cameras And Othervideo Camera Recorders	2.793	35.204
3532	852610000	Radar Apparatus	5.537	651.513
3533	852691000	Radio Navigational Aid Apparatus	4.820	318.374
3534	852692000	Radio Remote Control Apparatus	24.202	473.423
3535	852712000	Pocket-Size Radio Cassette-Players	31.317	23.189
3536	852713000	Oth.Apparatus Combined With Sound Recording Or Reproducing Apparatus	128.621	121.746
3537	852719000	Other Reception Apparatus For Radio	85.603	367.266
3538	852721000	Radio B.C. Receivers Used In Motorvehicles With Sound Recording	92.838	80.692
3539	852729000	Other Radio - Broadcast Receiversused In Motor Vehicles	42.488	46.260
3540	852731000	Other Radio-Broadcast Receiver Withsound Recording	736	620



No.	HS	Jenis Barang	Volume (Kg)	Nilai (US\$)
3541	852739000	Other Radio-Broadcast Receivers	42.268	37.828
3542	852790000	Other Apparatus For Other Radiobroadcast Receivers	20	1.064
3543	852812000	Colour Reception Apparatus For Television	84.355	147.348
3544	852813000	Black And White Or Other Monochromeof Reception Apparatus Television	142.803	141.656
3545	852821000	Colour Video Monitors	1.759	155.907
3546	852822000	Black And White Or Other Monochromeof Video Monitors	195	8.582
3547	852830000	Video Projector	2.315	4.670
3548	852910300	Wave Guide	2.511	2.577
3549	852910910	Parts Of Aerial And Aerial Reflect-Ors Plug Into Pcb Or Cabinet	156.357	920.998
3550	852910990	Other Parts Of Aerials And Aerials Reflectors	233.235	620.850
3551	852990990	Other Parts Of Heading 8525 - 28	815.302	8.394.066
3552	853080900	Other Electrical Signalling, Safetyor Traffic Control Equipment	3.231	288.726
3553	853090000	Part Of Electrical Signalling, Safe-Ty Or Traffic Control Equipment	2.134	327.353
3554	853110000	Burglar Or Fire Alarms And Similarapparatus	10.117	811.559
3555	853120000	Indicator Panels Incorporating Lcdor Led	57	6.406
3556	853180900	Other Electric Sound Or Visualsignalling Apparatus	33.783	194.856
3557	853190900	Other Parts Of Other Electric Soundor Visual Signalling Apparatus	1.981	51.817
3558	853210000	Fixed Capacitor Designed For Use In50/60Hz Circuit&Capacity > 0,5 Kva	11.732	111.117
3559	853221000	Fixed Capacitors Of Tantalum	200	17.600
3560	853222000	Fixed Capacitors Of Aluminium Elec-Trolytic	30.195	353.761
3561	853223000	Fixed Capacitors Of Ceramic Dielec-Tric, Single Layer	608	2.669
3562	853224000	Fixed Capacitors Of Ceramic Dielec-Tric, Multilayer	936	16.691
3563	853225000	Fixed Capacitors Of Dielectric Ofpaper Or Plastics	413	5.181
3564	853229000	Other Fixed Capacitors	85.511	771.229
3565	853230000	Variable Or Adjustable (Pre-Set)Capacitors	76.380	131.522
3566	853290000	Parts Of Electric Capacitors	22.433	39.930
3567	853310000	Fixed Carbon Resistors, Compositionor Film Types	11.786	139.289
3568	853321000	Other Fixed Resistors For A Powerhandling Capacity Lt. 20 W	4	297
3569	853329000	Other Electrical Resistors	7.778	76.686
3570	853331000	Wirewound Variable Resistors, For A Power Handling Capacity Lt. 20 W	439	1.428
3571	853339000	Wirewound Variable Resistors, For A Power Handling Capacity >= 20 W	6.344	16.198
3572	853340000	Other Variable Resistors, Includingrheostats And Pentimeters	8.023	33.529
3573	853390000	Parts Of Electrical Resistors	19	4.074
3574	853400000	Printed Circuits	112.517	655.273
3575	853510000	Fuses	57.058	51.671
3576	853521000	Automatic Circuits Breakers For Avoltage Of Less Than 72,5 Kv	11.440	184.277
3577	853529000	Other Automatic Circuits Breakersfor A Voltage > 72,5 Kv	8.957	22.129
3578	853530900	Other Of Isolating Switch And Make-And-Break Switches	93.399	507.058
3579	853540000	Lightning Arresters, Volt. Limitersand Surge Suppressors	29.751	25.873
3580	853590000	Other Electrical Apparatus Forswitching	6.637	120.130
3581	853610000	Fuses For A Voltage Lt. 1000 V	190.735	455.226
3582	853620000	Automatic Circuits Breakers Fora Voltage Lt. 1000 V	217.925	518.330
3583	853630000	Oth. Apparatus For Protecting Elec-Trical Circuits For Voltage Lt. 10	51.903	184.393
3584	853641000	Relays For A Voltage Lt. 60 V	1.629	59.605
3585	853649000	Other Relays	202.902	483.270
3586	853650100	Make&Break Switch Of A Kind Used Indom.Elec.Wiring Press. Lt.500V,Cap	262.845	232.516
3587	853650900	Other Switches For A Voltage Lt.1000V	347.854	1.163.625
3588	853661000	Lamp-Holders	443.374	319.093
3589	853669000	Other Plugs And Sockets	497.473	540.138
3590	853690200	Junction Boxes For Electrical Appa-Ratus Lt. 1000 V	5.130	40.355
3591	853690300	Connector And Socket Cable For I.C.And Printed Circuit	35.591	27.455
3592	853690400	Cable Connector And Socket Cable For I C & Printed Circuit	276.233	2.252.939
3593	853690900	Other Electrical Apparatus For Avoltage Lt. 1000 V	567.344	1.857.572
3594	853710000	Boards, Panels For A Voltage Lt.1000V	140.239	2.580.764
3595	853720000	Boards, Panels For A Voltage >1000V	69.108	3.086.274
3596	853810000	Boards, Panels, Consoles, Desk, Cabinetof Heading No; 85.37	24.693	510.538
3597	853890000	Other Boards, Panels, Consoles, Desks, Cabinets Of Heading No; 85.37	122.322	1.246.299
3598	853910100	Sealed Beam Lamp Units For Automomo -Biles	39.824	71.001
3599	853910900	Other Sealed Beam Lamp Units	17.057	37.940

No.	HS	Jenis Barang	Volume (Kg)	Nilai (US\$)
3600	853921000	Tungsten Halogen	74.342	85.590
3601	853922000	Other Filament Lamp Power Lt.200W Andvoltage > 100 V	26.023	114.878
3602	853929000	Other Filament Lamp	285.518	340.695
3603	853931200	Fluorecent Lamp	146.762	356.034
3604	853931900	Other Fluorecent Lamp	930.002	6.022.554
3605	853932000	Mercury Or Sodium Vapour Lamps; Metal Halide Lamps	14.637	343.349
3606	853939100	Other Discharge Lamp Used For Deco-Rative And Publicity Purposes	1.266	5.165
3607	853939900	Other Discharge Lamps Other Thanultra Violet	95.627	234.232
3608	853941000	Arc Lamps	11.241	153.694
3609	853949000	Ultra Violet Or Infra Red Lamps	24.699	371.090
3610	853990000	Parts Of Ultra-Violet Or Infra-Red Lamps; Arc Lamps	1.727.332	7.411.571
3611	854011000	Colour Cathode - Ray Televisionpicture Tubes	1.605.098	1.940.379
3612	854012000	B/W Or Monochrome Cathode-Ray Tvpicture Tubes	37	141
3613	854020000	Television Camera Tubes; Image Con-Verter&Intensifier;Oth.Cathode Tub	311	369
3614	854050000	Data/Graphic Display Tubes, Black And White Or Oth Monochrome	22	1.397
3615	854060000	Other Cathode-Ray Tubes	119	53.745
3616	854081000	Receiver Or Amplifier Valves Andtubes	59	650
3617	854089000	Other Valve And Tubes	161	12.808
3618	854091000	Parts Of Cathode-Ray Tubes	39.528	271.672
3619	854099000	Other Parts Of Thermionic, Cold Ca-Thode	486	14.312
3620	854110000	Diodes,Other Than Photosensitive Orlight Emitting Diodes	13.966	190.489
3621	854121000	Transistor, Oth Than Photosensitivewith A Dissipation Rate Of Lt. 1 W	11.948	214.365
3622	854129000	Other Transistor	12.337	31.822
3623	854130000	Thyristors, Diacs And Triacs, Otherthan Photosensitive Devices	736	45.949
3624	854140100	Photovoltaic Cells, Assembled Inmodules Or Into Panels	867	61.249
3625	854140900	Other Thyristors,Diacs&Triacs, Oth.Than Photosensitive Devices	6.074	74.541
3626	854150000	Other Semiconductor Devices	6.155	64.788
3627	854160000	Mounted Piezo-Electric Crystals	2.343	29.978
3628	854190000	Parts Of Diodes,Transistors & Semi-Conductor Devices	38.178	1.592.146
3629	854212000	Cards Incorporating An Electronic Integratid Circuit ("Smart" Cards)	1.255	116.550
3630	854219000	Other Monolithic I.C.	159	5.800
3631	854230000	Oth Monolithic Integrated Circuits	36.393	1.202.747
3632	854240000	Hybrid Integrated Circuits	59	14.976
3633	854250000	Electronic Microassemblies	3.427	276.834
3634	854290000	Parts Of Integrated Circuits	1.756	26.916
3635	854319000	Other Particle Accelerators	114	23.385
3636	854330000	Machine & Apparatus For Electropla-Ting Electrolysis / Electrophoresi	1.282	15.360
3637	854381000	Proximity Cards And Tags	544	26.891
3638	854389900	Oth.Machines & App. For Electro- Plating, Electrolisis/Electrophores	79.111	146.297
3639	854390100	Parts Of Particles Acceleratorsof Electrical Machines	11.497	97.034
3640	854390900	Other Parts Of Electrical Machines	2.603	911.596
3641	854411910	Rectangular Winding Wire Of Other, Cover With Paper	20.663	11.298
3642	854411990	Other Winding Wire	152.107	383.983
3643	854419300	Manganese Resistance Wire	8	1.412
3644	854419900	Winding Wire Of Other Than Copperof Other Type	91.381	139.651
3645	854420100	Co-Axial Cable Fitted With Connect-Ors	340.493	446.734
3646	854420210	Co-Axial Cable Not Fitted Withconnectors Isulated With Pvc	611.960	557.856
3647	854430000	Ignition Wiring Set&Oth. Wiring Setof A Kind Used In Vehicle,Aircraft	128.715	348.053
3648	854441000	Elect.Conductor For A Voltage Lt. 80Vfitted With Connectors	106.952	1.330.150
3649	854449110	Elect.Conductor For A Voltage Lt. 80Vinsulated With Pvc	88.891	159.581
3650	854449990	Oth. Electric Conductor Lt. 80 V Insulated With Other Materials	167	4.146
3651	854451000	Elect.Conductor Of 80V Lt.Volt. Lt.1000 Vwith Fitted Connectors	126.829	774.533
3652	854459190	Other Cable For Electric Conductorof 80 V Lt. Voltage Lt. 1000 V	445.677	543.448
3653	854459990	Oth.Elect Conductor 80V Lt.Volt. Lt.1000Vinsulated With Other Material	232	2.405
3654	854460000	Other Electric Conductors, For Avoltage Exeeding 1000 V	90.309	604.548
3655	854470000	Optical Fibre Cables	23.213	122.826
3656	854511000	Electrode Of Kind Used For Furnaces	3.155.762	7.087.431
3657	854519000	Oth.Electrodes Oth.Than A Kind Usedfor Furnaces	1.648	44.637
3658	854520000	Brushes	14.998	101.526

No.	HS	Jenis Barang	Volume (Kg)	Nilai (US\$)
3659	854590200	Battery Carbons	780.622	1.253.613
3660	854590900	Other Carbon For Electrical Purpose	31.362	32.885
3661	854610000	Electrical Insulators Of Glass	1.082	30.005
3662	854620100	Electrical Insulators Of Ceramicbushing For Transformator	69.693	213.369
3663	854620900	Electrical Insulators Of Ceramic Ofother Type	75.450	282.892
3664	854690000	Other Electrical Insulators Of Anymaterials	13.802	162.404
3665	854710000	Insulating Fitting Of Ceramics	6.261	16.209
3666	854720000	Insulating Fitting Of Plastics	15.233	61.393
3667	854790100	Elec Conduit Tubing/Joints Thereforof Base Metal Lined With Insulating	844	9.141
3668	854790990	Other Insulating Fittings	67.377	675.999
3669	854810000	Waste And Scrap Of Primary Cells, Batteries & Elec Accumulators Etc	1.393.680	454.260
3670	854890000	Waste & Scrap Of Elect. Parts Of Machines Or Apparatus	4.276	11.217
3671	860691000	Railway/Tramway Goods Vans And Wa-Gons Covered And Closed	7.797	20.400
3672	860712000	Other Bogies And Bissel-Bogies	1.628	1.453
3673	860719000	Other Bogies Including Parts	65.016	263.645
3674	860721000	Air Brakes And Parts Thereof	181	1.519
3675	860730000	Hooks And Other Coupling Devices, Buffers And Parts Thereof	911	9.496
3676	860791000	Oth.Part Of Railway/Tramway Locomo-Tives	4.958	7.450
3677	860799000	Oth.Part Of Railway/Tramway Or Rolling Stock	42.237	1.097.299
3678	860800900	Part Of Mechanical, Signalling, Safe-Ty	522	7.816
3679	860900000	Containers Equipped For Carriage Byone Or More Modes Of Transport	199.404	124.155
3680	870110100	Hand Tractors, Designed For Agricul-Tural Use	68.184	45.960
3681	870120900	Other Road Tractor For Semi-Trailer	2.291.991	2.471.245
3682	870190000	Other Tractors	103.088	323.969
3683	870210100	Motor Vehc Transport >=10 Persons, Diesel/Semi, With G.V.W Lte. 5 Ton	98	792
3684	870210910	Motor Vehc Transport>=10Persons, Diesel/Semi, G.V.W >= 24 Ton In Ckd	8.182	138.620
3685	870321900	Oth. Vehc, Cylinder Cap. Lt. 1000 Cc With Spark-Ignition Internal Com	13.680	48.400
3686	870322900	Oth Vehc, 1000 Cc Lt. Cyl. Cap. Lt. 1500 Cc with Spark-Ignition Internal	70.176	369.952
3687	870323900	Oth Vehc, 1500 Cc Lt. Cyl. Cap. Lt. 3000 Cc with Spark-Ignition Internal	1.243.748	7.503.188
3688	870324900	Oth. Vehc, Cylinder Cap. > 3000 Cc With Spark-Ignition Internal Comb.	116.333	788.441
3689	870331900	Oth. Vehc, Cylinder Cap. Lt. 1500 Cc With Compr.-Ignition Internal Co	7.608	61.347
3690	870333900	Oth. Vehc, Cylinder Cap. > 2500 Cc With Compr.-Ignition Internal Comb.	2.000	20.276
3691	870421000	Mtr Vehc. For Transport Of Goods, Diesel, With G.V.W. Lte. 5 Ton	23.745	96.180
3692	870422000	Mtr Vehc. For Transport Of Goods, Diesel, With 5 Ton Lt. G.V.W. Lte.	59.000	29.000
3693	870423190	Heavy Duty Truck, Compr.-Igني Pistonwith G.V.M > 24 Ton, Oth Than In Ckd	6.527.039	5.953.779
3694	870432190	Heavy Duty Truck, Spark-Igني Pistonwith G.V.M > 24 Ton Oth Than In Ckd	517.366	460.633
3695	870490900	Oth Mtr Vehc. For Transport Of Goodoth Than Truck With G.V.W. > 24 Ton	3.218	54.513
3696	870510000	Crane Lorries	872.716	5.500.000
3697	870520000	Mobile Drilling Derricks	1.640	20.000
3698	870530000	Fire Fighting Vehicles	20.447	20.200
3699	870540000	Concrete-Mixer Lorries	448.959	783.349
3700	870590000	Other Special Purpose Motor Vehicle	12.930.246	11.555.185
3701	870810900	Other Bumpers And Parts	16.537	15.055
3702	870821900	Other Safety Seat Belts	7.107	13.478
3703	870829900	Other Parts Of Bodies Not For Assembly Purposes	250.536	1.017.397
3704	870831900	Other Mounted Brake Linings	27.911	72.973
3705	870839900	Oth Brake & Servobrakes And Parts	29.018	225.811
3706	870840900	Other Gear Boxes	3.198	44.336
3707	870850900	Other Drive-Axles With Differential	133.404	187.555
3708	870860900	Other Non-Driving Axles And Parts	10.199	63.414
3709	870870900	Other Road Wheels And Parts	2.500.367	1.272.711
3710	870880900	Other Suspension Shock-Absorber Andparts	81.253	802.957
3711	870891900	Radiators For Other Purposes	5.770	84.545
3712	870892900	Other Silencers And Exhaust Pipes	19.133	62.644
3713	870893900	Other Clutches And Parts	5.559	5.644
3714	870894900	Other Steering Wheel, Columns, Boxes	27.258	111.414
3715	870899910	Other Parts For Conversion Kit	6.230	3.678
3716	870899990	Other Parts And Accessories	866.787	1.992.095
3717	870990000	Parts Of Vehicles	1.539	689

No.	HS	Jenis Barang	Volume (Kg)	Nilai (US\$)
3718	871110000	Motorcycles With Repric. Internal Piston Of A Cyld Capacity Lt. 50 C	2.936	12.690
3719	871120000	Motorcycles With Repric. Internal Piston Of 50Cc Lt.A Cyld Cpcty Lt.2	18.499	79.674
3720	871200900	Bicycle And Oth Cycle Not Motorized	789.696	877.478
3721	871310000	Invalid Carriage Not Mechanicallypropelled	51.862	123.748
3722	871390000	Other Invalid Carriage	7.170	12.266
3723	871411000	Saddles Of Invalid Carriage	32.182	69.350
3724	871419100	Part And Accessories Of Vehicle Forassembly Purposes	276.624	269.397
3725	871419900	Other Parts Of Motorcycles	3.856.059	6.775.349
3726	871420000	Part And Accessories Of Invalidcarriages	1.768	9.938
3727	871491000	Frames And Forks, And Parts Thereof	2.614.793	7.079.209
3728	871492000	Wheel Rims And Spokes	783.035	1.441.887
3729	871493100	Hubs, Other Than Coaster Breaking Hubs And Hub Breaker	773.692	2.630.113
3730	871494000	Brake,Incl.Coaster Braking Hub&Hubsbrake, And Parts Thereof	1.135.228	3.053.916
3731	871495000	Saddles Of Vehicles	306.249	815.800
3732	871496000	Pedals And Crank-Gear, And Partsthereof	838.714	1.467.518
3733	871499990	Other Bicycle Parts	2.955.884	6.472.063
3734	871500000	Baby Carriages And Parts Thereof	50.182	33.515
3735	871631000	Tanker Trailers And Tanker Semitrailers	120.580	78.701
3736	871639000	Other Trailer For The Transport Ofgoods	17.385	10.599
3737	871640000	Other Trailers And Semi Trailers	20.024	19.740
3738	871680000	Other Trailler Of The Caravan	251.240	143.278
3739	871690000	Parts Of Trailer And Semi Trailer	434.873	305.488
3740	880240000	Aeroplanes And Other Aircraft,Of Anunladen Weight Not Exceeding 15000K	329.860	22.122.554
3741	880310000	Propellers And Rotors And Parts Thereof	608	11.573
3742	880330000	Other Part Of Aeroplane/Helicopter	495	78.317
3743	890120900	Tankers Of Other Than 7500 Dwt Or Less	15.724.000	7.500.000
3744	890130000	Refrigerated Vessels, Other Than Those Of Subheading 8901.20	40.392	166.267
3745	890190100	Barges And The Like	6.474.147	11.533.975
3746	890190900	Other Vessel For The Transport Ofgoods	10.000.847	4.612.035
3747	890310000	Inflatable Yachts	2.015	13.841
3748	890399000	Other Rowing Boats And Canoes	9.216	23.556
3749	890400100	Tugs And Pusher Craft Of 4000 Hp Or Less	100.944	30.425
3750	890400900	Other Tugs And Pusher Craft	663.021	1.550.299
3751	890510000	Dredgers	1.225.709	1.911.359
3752	890520000	Floating Or Submersible Drilling Orproduction Platforms	6.655	59.350
3753	890590000	Other Light Vessel, Fire Float Etc.	2.039.422	8.532.154
3754	890600000	Other Vessels, Iclud. War Ships Andlife Boats Oth Than Rowing Boats	7.100	88.000
3755	890710000	Inflatable Rafts.	12.717	181.373
3756	890790000	Other Floating Structures	5.106.241	617.641
3757	900110000	Optical Fibres, Optical Fibre Bundles And Cables	2.637	42.749
3758	900130000	Contact Lenses	15.099	21.157
3759	900140000	Spectacle Lenses Of Glass	2.753	2.663
3760	900150000	Spectacle Lenses Of Other Materials	909	542
3761	900190900	Other Optical	374	9.204
3762	900211000	Objective Lenses For Cameras, Pro -Jectors	51	887
3763	900219900	Other Objective Lenses	6	15.863
3764	900220900	Other Filters For Other Purposes	2	11
3765	900290900	Other Than Lenses For Other Purpose	1.364	1.404
3766	900311000	Frames And Mountings Of Plastics	10.424	13.023
3767	900319000	Frames And Mountings Of Other Mate Rials	4.485	44.453
3768	900390000	Parts Of Frames And Mountings	154	1.206
3769	900410000	Sunglasses	11.694	50.268
3770	900490200	Goggles	2.965	3.990
3771	900490900	Other Corrective, Protective Lenses	10.469	10.489
3772	900510000	Binoculars	691	582
3773	900580900	Other Instruments	1.283	1.479
3774	900590900	Other Part And Accessory Of Instru-Ments	210	163
3775	900610000	Camera Of A Kind Used For Preparingprinting Plates Or Cylinders	41	5.567
3776	900630000	Camera Specially Design For Underwater Use,For Aerial Survey	12.500	16.727

No.	HS	Jenis Barang	Volume (Kg)	Nilai (US\$)
3777	900653100	Camera For Roll Film =35 Mm For Or-Dinary Use	62	499
3778	900659100	Other Cameras For Ordinary Use	647	7.711
3779	900661000	Discharge Lamp ("Electronic") Flashlight Apparatus	65	44
3780	900669000	Other Photographic Flashlight	1	6
3781	900691000	Parts And Accesories For Cameras	196	10.602
3782	900699900	Other Parts And Accessories Ofother Than Cameras	15	159
3783	900711000	Camera For Film Of Lt. 16 Mm Width Orfor Double-8 Mm Film	128	1.323
3784	900719000	Other Cameras	85	1.423
3785	900720900	Projektor For Film Of Width >=16 Mm	653	3.012
3786	900791000	Parts And Accessories For Cameras	36	320
3787	900810100	Overhead Projector In Ckd Condition	2.076	7.062
3788	900830000	Other Image Projectors	23.201	66.948
3789	900840900	Other Photographic Enlarger And Re-Ducer	79	77
3790	900890000	Parts And Accessories Of Cinemato -Graphic Cameras And Projectors	17	129
3791	900911000	Electrostatic Photo-Copying Directprocess	13.272	17.845
3792	900912000	Electrostatic Photo - Copying Indi-Rect Process	598.827	634.005
3793	900990000	Parts And Accessories Of Photo - Copying	23.521	62.368
3794	901010000	Apparatus And Equipment For Automa-Tically Developing Photographic	1.010	30.467
3795	901049000	Other Apparatus For The Projection Or Drawing Of Circuits Pattern	204	7.819
3796	901060000	Projection Screens	48.462	78.616
3797	901090000	Parts And Accessories For Photogra-Phic Laboratories	508	528
3798	901110000	Stereoscopic Microscopes	9	548
3799	901120000	Oth Microscope,For Microphotographymicrocinematography/Microprojectio	1	208
3800	901180000	Other Microscopes	3.211	155.437
3801	901190000	Parts And Accessories Of Opticalmicroscopes	283	1.336
3802	901290000	Parts And Accessories Of Microscope	570	1.524
3803	901310000	Telescopic Sights For Fitting To Arms;Periscopes;Telescopes	130	151
3804	901320000	Lasers, Other Than Laser Diodes	754	84.954
3805	901380000	Other Devices, Optical Appliances And Instruments	458	126.069
3806	901390000	Parts And Accessories Of Liquidcrystal Devices	25	500
3807	901410000	Direction Finding Compasses	11.815	230.530
3808	901480000	Other Instruments And Appliances Ofdirection Finding Compasses	293	16.923
3809	901490000	Parts And Accessories Of Compassand Other Navigation Instrument	2	26
3810	901510000	Rangefinders	12.627	59.051
3811	901530000	Levels	989	1.929
3812	901580900	Other Instrument For Surveying	362	15.094
3813	901590000	Parts And Accessories Of Instrumentfor Surveying	5.875	162.678
3814	901600000	Balances Of A Sensitivity Of 5 Cg Or Better With Or Without Weight	7.190	150.003
3815	901710000	Drafting Tables And Machine Whetheror Not Automatic	6.494	14.147
3816	901720000	Other Drawing,Marking-Out Or Mathe-Matical Calculating Instruments	24.953	21.313
3817	901730000	Micrometers, Callipers And Gauges	14.891	87.929
3818	901780000	Other Instruments And Appliances Ofbalances	101.053	115.602
3819	901790000	Parts And Accessories Instrument Ofheading No. 90.17	442	7.314
3820	901812000	Ultrasonic Scanning Apparatus	414	31.854
3821	901819000	Other Electro-Diagnostic Apparatus	25.962	1.256.129
3822	901820000	Ultra-Violet Or Infra-Red Ray Appa-Ratus	2.128	66.432
3823	901831100	Disposable Syringes, With Or W/O Needles	171.027	676.181
3824	901831900	Other Syringes With Or W/O Needles	792	14.165
3825	901832000	Tubular Metal Needles And Needlesfor Sutures	18.215	153.548
3826	901839000	Other Catheter, Cannulae Etc.	30.591	376.335
3827	901841000	Dental Drill Engines	7.026	11.850
3828	901849000	Other Instrument Used In Dentalsciences	4.390	10.942
3829	901850000	Other Ophthalmic Instruments Andappliances	323	10.946
3830	901890000	Other Instruments And Appliances Used In Medical, Surgical Etc.	34.684	339.097
3831	901910000	Mechano-Therapy Appliances; Massageapparatus;Phisiological Apparatus	78.298	212.293
3832	901920000	Ozone Therapy, Oxygen Therapy, Aerosol Therapy,Artificial Respiration	7.431	496.994
3833	902000000	Other Breathing Appliances And Gasmasks	17.211	87.926
3834	902119000	Other Orthopaedic Or Fracture Appliances	2.363	159.093
3835	902121000	Artificial Teeth	1.170	1.880

No.	HS	Jenis Barang	Volume (Kg)	Nilai (US\$)
3836	902129000	Other Dental Fittings	163	1.631
3837	902140000	Hearing Aids, Excluding Parts Andaccessories	134	1.057
3838	902190000	Other Orthopaedic Appliances	5.857	13.952
3839	902213000	Other Apparatus Based On The Use Of X-Rays, For Dental Uses	55	4.276
3840	902214000	Oth App Based On The Use X-Rays Formedical;Surgical/Veterinary Uses	1.340	34.919
3841	902219000	Apparatus Based On The Use Of X-Rayfor Other Uses	34.454	1.616.342
3842	902230000	X-Ray Tubes	184	45.138
3843	902290000	Oth Part And Accessory Of Apparatuson The Use X-Ray,Other Radiation	26	724
3844	902300000	Instruments, Apparatus And Models,Designed For Demonstration Purpose	6.053	106.610
3845	902410000	Machines And Appliances For Testingmetals	11.209	1.252.021
3846	902480000	Machines And Appliances For Testingwood, Textiles, Paper, Plastic.	73.002	1.759.844
3847	902490000	Part And Accessory Of Machine Fortesting The Hardness	4.947	68.449
3848	902511000	Thermometers Liquid Filled, For Di-Rect Reading	4.859	68.487
3849	902519000	Other Thermometers	22.791	225.774
3850	902580000	Oth Instrument: Hygrometer,Psychro-Meter, Pyrometers	21.792	236.157
3851	902590000	Part & Accessory Of Hydrometer Etc.	2.760	139.692
3852	902610000	Instrument For Measuring Or Check-Ing The Flow Or Level Of Liquids	48.967	1.234.280
3853	902620000	Instrument For Measuring Or Check-Ing Pressure	43.725	896.136
3854	902680000	Other Instruments Or Apparatus Formeasuring And Checking	13.779	693.451
3855	902690000	Parts And Accessories Of Instrumentfor Measuring And Checking	7.826	132.807
3856	902710000	Gas Or Smoke Analysis Apparatus	2.425	211.561
3857	902720000	Chromatographs And Electrophoresisinstruments	22.413	1.336.303
3858	902730000	Spectrometer, Spectrophotometer Andspectrograph Use Optical Radiation	767	20.734
3859	902740000	Exposure Meters	2	22
3860	902750000	Oth Instruments And Apparatus Usingoptical Radiation (Uv, Visible,Ir)	24	18.287
3861	902780000	Other Instruments And Apparatus Forphysical Or Chemical Analysis	5.824	624.743
3862	902790000	Microtomes; Parts And Accessories	2.041	102.836
3863	902810000	Gas Meters	24.340	130.658
3864	902820000	Liquid Meters	117.932	127.501
3865	902830000	Electricity Meters	22.550	544.940
3866	902890000	Parts And Accessories Of Gas,Liquidelectricity Supply/Production Mete	26.814	76.670
3867	902910000	Revolution Counters, Production Counters, Taximeters,Miliometers Etc	33.048	133.286
3868	902920200	Speedometers And Tachometers Incl.Those Combined With Mileometers	35.695	71.159
3869	902920900	Other Speed Indicators	13.225	276.001
3870	902990000	Parts & Accessories Of Speed Indi -Cators	748	4.904
3871	903010000	Instrument&Apparatus For Measuringor Detecting Ionising Radiations	13	5.584
3872	903031000	Multimeters	16.601	13.380
3873	903039000	Oth Instrument For Measuring/Check-Ing Voltage,Current,Resistance	92.354	205.373
3874	903040000	Oth Instrument & Apparatus,Special-Ly Designed For Telecommunications	3	7
3875	903082000	Instrument App. For Measuring Or Checking Semiconduc. Wafers/Devices	474	186.962
3876	903083000	Other Instruments And Apparatus With Recording Device	1.853	73.996
3877	903089000	Oth.Instrument & Apparatus With Special Designed For Telecommunicatio	5.094	664.025
3878	903090000	Part & Accessory Of Oth Instrumentsand Apparatus For T'Communication	189	11.613
3879	903110000	Machines For Balancing Mechanicalparts	1.910	90.300
3880	903120000	Test Benches	16.710	455.349
3881	903130000	Profile Projectors	256	13.558
3882	903141000	Optical Instruments & Appliance For Inspect Semiconductors Wafers	5	763
3883	903149000	Oth Optical Instruments & Appliance not Specified In This Chapter	14.471	116.305
3884	903180000	Oth Measuring/Checking Instruments,Appliances And Machines	123.609	1.619.669
3885	903190000	Parts And Accessories Of Measuring/Checking Instrument	3.450	332.824
3886	903210000	Thermostats	200.676	540.286
3887	903220000	Manostats	71	7.170
3888	903281000	Hydraulic Or Pneumatic	984	135.691
3889	903289000	Other Automatic Regulating / Con - Trolling Instruments	162.893	3.683.780
3890	903290000	Parts And Accessories Of Automaticregulating / Controlling Instrumen	11.481	511.292
3891	903300000	Parts And Accessories For Machines,Appliances,Instruments	3.172	113.109
3892	910119000	Other Wrist-Watches	12.611	21.871
3893	910121000	Wrist-Watches With Automatic Wind -Ing	528	433
3894	910199000	Other Pocket Watches	1.492	1.600

No.	HS	Jenis Barang	Volume (Kg)	Nilai (US\$)
3895	910212000	Wrist-Watch Incl. Stop-Watch Withopto-Electronic Display	446	4.189
3896	910219000	Other Wrist-Watch Incl. Stop-Watch	53.919	160.001
3897	910221000	Wrist-Watch Incl. Stop-Watch Withautomatic Winding	649	519
3898	910229000	Oth Wrist-Watches Without Automaticwinding	9.756	5.673
3899	910291000	Other Watches,Electrically Operated	15.667	14.330
3900	910299000	Other Watches,Oth Than Electricallyoperated	16.970	22.910
3901	910310000	Clocks With Watch Movements Batteryor Accumulator Powered	63.954	70.454
3902	910390000	Other Clocks With Watch Movements	688	600
3903	910400900	Instrument Panel Cloc,Construct. Formounting Oththan In Aircraft/Vessel	6	934
3904	910511000	Alarm Clocks Battery, Accumulatormains Powered	96.470	143.925
3905	910519000	Other Alarm Clocks	207.643	265.123
3906	910521000	Wall Clocks Battery, Accumulator Ormains Powered	10.558	8.997
3907	910529000	Other Wall Clocks	52.190	53.934
3908	910591900	Other Clock Battery, Accumulator Ormain Powered Of Other Type Of Cloc	3	8
3909	910599900	Other Clock	3.975	6.652
3910	910610000	Time-Registers; Time-Recorders	170	1.351
3911	910690000	Oth Time Of Day Recording Apparatus	38.275	65.425
3912	910700000	Time Switches With Clock Or Watchmovement Or With Synchronous Motor	1.267	1.402
3913	910811000	Watch Movement Battery/Accumulatorpowered With Mechanical Display	905	359.550
3914	910812000	Watch Movement Battery/Accumulatorpowered With Optoelectronic Displa	4	2.880
3915	910820000	Watch Movement With Automatic Wind-Ing	326	13.734
3916	910899000	Other Watch Movements	290	600
3917	910911000	Clock Movements Battery,Accumulatorpowered Of Alarm Clocks	1.148	1.072
3918	910919000	Other Clock Movement Battery,Accumulator Powered	3.524	10.170
3919	910990000	Other Clock Movements	50.845	63.637
3920	911011000	Complete Movements Of Watches	24.028	267.236
3921	911090000	Other Watches	16.863	42.950
3922	911120000	Watch Cases Of Base Metal, Whetheror Not Gold-Or Silver-Plated	37.694	28.558
3923	911180000	Other Watch Cases	3.955	6.003
3924	911190000	Parts Of Watch Cases	160	2.268
3925	911280000	Other Clock Cases	1.867	2.744
3926	911290000	Parts Of Clock Cases	154	324
3927	911320900	Oth Watch Straps,Bands And Braceletof Base Metal	1.980	13.015
3928	911390100	Watch Straps, Bands And Braceletsof Plastic	10.217	16.829
3929	911410000	Springs, Including Hair-Springs	856	2.007
3930	911430000	Dials	969	4.693
3931	911440000	Plates And Bridges	250	508
3932	911490000	Other Parts Of Clock Or Watch	34.825	74.866
3933	920110100	Upright Pianos In Ckd	8.893	7.260
3934	920120100	Grand Pianos In Ckd	2.254	1.860
3935	920210000	Oth String Musical Instrument Play-Ed With A Bow	2.288	4.558
3936	920290200	Plucked Stringed Instruments	19.161	51.486
3937	920300900	Oth. Harmonium With Free Metal Reed	3.691	5.936
3938	920420000	Mouth Organs	17	25
3939	920510000	Brass-Wind Instruments	24.684	127.534
3940	920590000	Other Wind Musical Instruments	20.985	76.857
3941	920600200	Musical Intruments : Drums	16.399	16.135
3942	920710900	Other Keyboard Instruments	210	233
3943	920790000	Oth Musical Instruments That Ampli-Fied Electrically	3.960	16.785
3944	920810000	Musical Boxes	29.065	18.729
3945	920890000	Other Fairground Organs, Mechanicalstreet Organ	234	308
3946	920930000	Musical Instruments Strings	8.271	153.806
3947	920991000	Parts And Accessories For Pianos	1.269	5.252
3948	920992000	Part And Accessory For The Musicalinstruments Of Heading No.92.02	168.498	3.370.877
3949	920994000	Part And Accessory For The Musicalinstruments Of Heading No.92.07	1.490	1.930
3950	920999000	Parts And Accesories For Heading No. 92.04-92.06, And No. 92.08	5.338	5.938
3951	930400000	Other Arms (Spring,Air Or Gas Gunsand Truncheons)	72	2.122
3952	930610900	Other Cartridges For Riveting Notimported By Or For The Government	1.300	2.624.617
3953	930690100	Other Ammunision Imported By Or Forthe Government	8.100	1.683.760

No.	HS	Jenis Barang	Volume (Kg)	Nilai (US\$)
3954	940120000	Seats Of A Kind Used For Motor Vehicles	10.304	14.650
3955	940130000	Swivel Seats With Variable Heightadjustment	29.104	33.059
3956	940150100	Seats Of Rattan	781	1.712
3957	940150900	Other Seats Cane,Osier,Bamboos	2.199	4.910
3958	940161000	Other Seats, With Wooden Frames Up-Holstered	72.799	136.534
3959	940169000	Other Seats, With Wooden Framesof Other Than Upholstered	77.449	134.696
3960	940171000	Other Seats, With Metal Frames Up -Holstered	5.512	7.619
3961	940179000	Other Seats, With Metal Frames Of Other Than Upholstered	1.002.759	799.878
3962	940180100	Other Seat Of Wood Or Of Wickerwork	19.700	43.583
3963	940180900	Other Seats Of Other Materials	872	1.549
3964	940190200	Parts Of Plastics	4.096	3.118
3965	940190900	Other Parts For Seat	156.866	148.550
3966	940210000	Dentists', Barbers' / Similar Chairand Part	18.354	58.111
3967	940290000	Other Medical, Surgical, Dental Orveterinary Furniture	97.268	703.229
3968	940310000	Metal Furniture Of A Kind Used Inoffice	23.358	18.061
3969	940320000	Other Metal Furniture	1.554.194	987.791
3970	940330900	Other Wooden Furniture Of A Kindused In Offices	132.593	88.669
3971	940340000	Wooden Furniture Of A Kind Used Inthe Kitchen	325.019	199.876
3972	940350000	Wooden Furniture Of A Kind Used Inthe Bedroom	764.204	583.557
3973	940360000	Other Wooden Furniture	780.336	1.034.589
3974	940370000	Furniture Of Plastics	7.235	14.741
3975	940380100	Furniture Of Rattan	75.229	68.778
3976	940380900	Other Furniture	1.881	1.848
3977	940390900	Other Parts Of Furniture	177.065	208.250
3978	940410000	Mattress Supports	3.685	3.840
3979	940421000	Mattresses Of Cellular Rubber Orplastics	11.189	36.790
3980	940429000	Mattresses Of Other Materials	8.030	19.956
3981	940430000	Sleeping Bags	52	60
3982	940490000	Other Mattress Supports	20.356	47.920
3983	940510900	Other Chandelier And Other Electricceiling	237.457	1.370.526
3984	940520900	Other Electric Table, Desk, Bedside	173.419	317.221
3985	940530000	Lighting Sets Of A Kind Used Forchristmas Trees	132.835	91.736
3986	940540200	Oth. Electric Lamp&Lighting Fittingof Wood	85.578	121.196
3987	940540900	Oth. Electric Lamp&Lighting Fitting	242.237	399.018
3988	940550100	Non-Electr Lamp&Lighting Fitting Ofplastics	180.076	116.455
3989	940550510	Kerosene Wall Bracket Lamps And Ke-Rosene Hurricane Lamps Of Glass	20.864	19.170
3990	940550610	Miner'S Lamps, Quarrymen'S Lamps Ofbase Metal	4.326	6.694
3991	940550620	Pressure (Gasmantle) Lamps Of Basemetal	636	1.729
3992	940550630	Kerosene Hurricane Lamps Of Base Metal	12.586	17.357
3993	940550690	Oth. Non-Electrical Lamp & Lightingfittings Of Base Metal	112	300
3994	940550900	Oth. Non-Electrical Lamp & Lightingfittings	970	1.922
3995	940560900	Other Illuminated Signs,Illuminatedname Plates And The Like	4.737	4.806
3996	940591100	Parts Of Lamps For Flashlight, Glass	76.518	66.076
3997	940591900	Parts Of Lamps For Other Purpose, Glass	1	27
3998	940592100	Parts Of Lamps For Flashlight, Plastics	169	851
3999	940592900	Parts Of Lamps For Other Purpose, Plastics	5.555	2.954
4000	940599990	Parts Of Lamps Of Base Metals	43.606	59.012
4001	940600000	Prefabricated Buildings	206.885	338.804
4002	950100000	Wheeled Toys Designed To Be Ridden By Children;Dolls Cariages	45.526	103.667
4003	950210000	Dolls, Whether Or Not Dressed	45.862	88.123
4004	950291000	Garments And Accessories Therefor,Footwear And Headgear	97	103
4005	950299000	Part&Accessory For Doll Of Oth Thangarment And Accessory Therefor	1.748	3.096
4006	950310000	Reduced-Size Electric Trains, Incl.Tracks,Signals & Other Accessories	472	1.461
4007	950320000	Reduce-Size("Scale") Model Assemblykit,Exl.Those Subheading No.9503.1	61.469	109.497
4008	950330000	Other Construction Sets & Constructional Toys	30.413	148.321
4009	950341000	Toys Representating Animals Or Non-Human Creatures Stuffed	313	480
4010	950349000	Other Toys Representating Animal Ornon-Human Creatures	21.425	30.187
4011	950350000	Toy Musical Instruments & Apparatus	17.089	17.088
4012	950360000	Puzzles	10.244	12.504



No.	HS	Jenis Barang	Volume (Kg)	Nilai (US\$)
4013	950370000	Other Toys,Put Up In Set Or Outfits	1.931	2.288
4014	950380000	Other Toys And Models,Incorporatinga Motor	39.984	135.441
4015	950390000	Other Toys	528.518	585.805
4016	950410000	Video Game Of A Kind Used With A Tvreceiver	54.011	100.261
4017	950420000	Articles And Accessories Forbilliards	47.050	29.884
4018	950430000	Other Games, Coin-Or Disc-Operated,Other Than Bowling Alley Equipment	20.416	32.157
4019	950440000	Playing Cards	331.276	132.751
4020	950490900	Other Articles For Funfair	23.005	30.426
4021	950510000	Articles For Christmas Festivities	18.920	16.309
4022	950590000	Other Festive, Carnival Articles	22.814	18.808
4023	950619000	Other Articles For Gymnastics	1.450	2.107
4024	950629000	Other Water-Sports Equipment	8.756	11.924
4025	950631000	Clubs, Complete	508	2.469
4026	950632000	Balls	7.563	6.534
4027	950639000	Other Golf Equipment	13.110	54.864
4028	950640000	Articles And Equipment For Table -Tennis	30.954	26.464
4029	950651000	Lawn-Tennis Rackets, Whether Or Notstrung	6.975	25.213
4030	950659100	Badminton Rackets, Whether Or Not Strung	28.235	74.644
4031	950659900	Other Racket, Whether Or Not Strung	8.198	5.898
4032	950661000	Lawn-Tennis Balls	23.663	28.742
4033	950662100	Soccer Balls Inflatable	276	392
4034	950669000	Other Balls, Oth Than Golf/Tennis Balls/Inflatable Balls	17.235	12.323
4035	950670000	Ice Skate & Roller Skate, Includingskating Boots With Skates Attached	27.184	12.591
4036	950691000	Articles And Equipment For General Excercise;Gymnastic Or Athletics	66.169	189.944
4037	950699110	Shuttle Cocks	94.661	265.957
4038	950699990	Other Articles For Other Sports	41.459	68.737
4039	950710000	Fishing Rods	1.872	1.203
4040	950720000	Fish-Hooks, Whether Or Not Snelled	8.611	8.826
4041	950790000	Other Fishing Articles	66.388	72.009
4042	950800000	Roundabouts, Swings, Shooting Galleries, Travelling Circuses	10.115	110.553
4043	960190000	Worked Bone,Tortoise-Shell, Horn, Antlers, Coral & Articles Thereof	19.058	30.062
4044	960200200	Capsules For Pharmaceutical Product	1.533	106.538
4045	960200900	Other Article Of Unhardened Gelatin	422	7.289
4046	960310000	Broom & Brush, Consisting Of Twig /Oth Vegetable Mat'L Bound Together	101.386	115.844
4047	960321000	Tooth Brushes	209.941	779.990
4048	960329000	Shaving, Hair, Nail, Eyelash And Other Toilet Brusses For Person	49.694	43.057
4049	960330000	Artists' Brush, Writing Brush& Sml.Brush For Application Of Cosmetics	12.720	10.799
4050	960340000	Paint,Distemper, Varnish/Sml. Brush(Oth Than Subhead 960330);Paint Pa	178.091	149.009
4051	960350000	Other Brushes Constituting Parts Ofmachines, Appliances Or Vehicles	31.616	285.395
4052	960390000	Oth Broom, Brusses	172.182	141.346
4053	960400000	Hand Sieves And Hand Riddles	73.868	52.703
4054	960500000	Travel Sets For Personal Toilet, Sewing, Shoe, Clothes Cleaning	3.133	12.215
4055	960610000	Press-Fasteners, Snap-Fasteners And Prestuds And Parts Therefor	8.455	21.447
4056	960621000	Button Of Plastic, Not Covered Withtextile Material	3.313	35.079
4057	960622000	Buttons Of Base Metal, Not Coveredwith Textile Material	10.159	74.661
4058	960629000	Other Buttons	8.289	65.126
4059	960630000	Button Moulds And Other Parts Of Buttons; Buttons Blank	6.489	29.551
4060	960711000	Slide Fastener Fitted With Chainscoops Of Base Metal	11.626	12.550
4061	960719000	Other Slide Fasteners	79.689	357.340
4062	960720000	Parts Of Slide Fasteners	501.081	293.685
4063	960810000	Ball Point Pens	472.391	342.649
4064	960820000	Felt Tipped And Other Porous-Tippedpens And Markers	174.486	187.984
4065	960839000	Fountain, Stylograph,And Other Pens	47.646	47.727
4066	960840000	Propelling Or Sliding Pencils	24.966	21.962
4067	960850000	Set Of Articles From Two Or More Ofthe Foregoing Subheadings	24.044	13.428
4068	960860000	Refill For Ball Point Pens,Compris-Ing The Ball Point & Ink-Reservoir	5.379	3.608
4069	960891100	Nib Points For Ball Point And Pen-Cils	31	25
4070	960899900	Other Parts Of Pens	37	89
4071	960910100	Black Pencils	146.351	84.200

No.	HS	Jenis Barang	Volume (Kg)	Nilai (US\$)
4072	960910900	Other Pencils	120.574	86.740
4073	960920000	Pencil Leads, Black Or Coloured	598	724
4074	960990000	Oth Pastel, Drawing Charcoal, Writing or Drawing Chalks And Tailor Chalk	17.685	28.448
4075	961000000	Slate & Board, With Writing/Drawingsurface, Whether Or Not Framed	6.820	9.181
4076	961100000	Date, Sealing Or Numbering Stamps, And The Like	18.118	62.113
4077	961210000	Ribbons	15.035	25.636
4078	961220000	Ink-Pads	3.611	4.632
4079	961310000	Pocket Lighters, Gas Fuelled, Non-Refillable	683.585	327.665
4080	961320000	Pocket Lighters, Gas Fuelled, Refillable	224.749	83.561
4081	961380000	Other Lighters	227.754	126.430
4082	961390000	Parts Of Disposable Gas Lighter	37.910	16.982
4083	961420000	Pipes And Pipe Bowls	3.476	3.300
4084	961490000	Parts Of Smoking Pipes, Cigars Or Cigarette Holders	6.622	20.266
4085	961511000	Comb, Hair Slides And The Like Of Hard Rubbers Or Plastics	115.216	111.770
4086	961519000	Comb, Hair Slides And The Like, Oth Than Of Hard Rubbers Or Plastic	14.730	53.670
4087	961590900	Hair Pins, Curling Pins/Grips, Hairculer & Like Oth Than Of Aluminium	3.411	12.182
4088	961610000	Scent Sprays & Similar Toilet Spray and Mounts And Heads Therefor	18.718	34.926
4089	961620000	Powder-Puff & Pad For Application of Cosmetic Or Toilet Preparation	10.312	19.365
4090	961700000	Vacuum Flasks & Oth Vacuum Vessels With Cases; Parts Thereof Not Glass	889.947	756.708
4091	961800000	Tailors' Dummy & Oth Lay Figure; Auto-Mata & Animated Display Used For Sho	28.008	20.360
4092	970110000	Paintings, Drawings And Pastels	4.776	8.419
4093	970190900	Other Painting, Drawing And Pastel	9.445	15.179
4094	970200000	Original Engravings, Prints And Li-Thographs	796	627
4095	970300000	Original Sculptures And Statuary, In any Material	12.619	13.946
4096	970500900	Other Collection & Collector Pieces of Other Interest	3.549	1.605
4097	970600000	Antiques Of An Age Exceeding One hundred Years	770	7.595
<b>Grand Total</b>			<b>16.718.828.624</b>	<b>8.592.278.845</b>