

Buletin Statistik Perdagangan Luar Negeri
Foreign Trade Statistical Bulletin

EKSPOR /EXPORTS

ISSN : 0216-5775

No. Publikasi / *Publication Number* : 06110.0905

Katalog BPS / *BPS Catalogue*: 8202002

Ukuran Buku / *Book Size* : 21 Cm X 29 Cm

Jumlah Halaman / *Total Pages* : 110 Halaman / *Pages*

Naskah / *Manuscript* :

Bagian Statistik Ekspor

Export Statistics Division

Gambar Kulit / *Cover Design* :

Bagian Statistik Ekspor

Export Statistics Division

Diterbitkan oleh / *Published by* :

Badan Pusat Statistik, Jakarta - Indonesia

CBS, Indonesia

Dicetak oleh / *Printed by* :

CV Sari Intan Perdana

Boleh dikutip dengan menyebut sumbernya

May be cited with reference to the source

<https://www.bps.go.id>

KATA PENGANTAR

Buletin Statistik Perdagangan Luar Negeri Ekspor yang diterbitkan secara bulanan memuat data ekspor menurut sektor, Perkembangan ekspor komoditi pertanian, Perkembangan ekspor komoditi industri, Perkembangan ekspor komoditi pertambangan dan Perkembangan ekspor Indonesia menurut komoditi dan negara tujuan secara kumulatif dari Januari sampai bulan berjalan.

Buletin ini juga menyajikan ulasan singkat tentang perbandingan, pertumbuhan dan peranan serta data pokok yang cukup menonjol atau yang mengalami perubahan yang signifikan. Diharapkan dengan adanya informasi semacam ini, para pengguna data ekspor dapat melihat dan mengikuti perkembangan ekspor secara garis besar.

Kepada para pengguna data, saran dan kritik yang bersifat konstruktif demi penyempurnaan publikasi ini, sangat diharapkan. Dengan demikian usaha BPS untuk meningkatkan pelayanan dan pemasyarakatan statistik (khususnya data Statistik Ekspor) dapat dilaksanakan secara baik dan berkesinambungan.

Jakarta, Mei 2009

BADAN PUSAT STATISTIK
KEPALA,

DR. Rusman Heriawan

NIP. 340003999

ISI / CONTENT

Halaman / Page

Kata Pengantar / <i>Preface</i>	iii
Isi / <i>Content</i>	iv
Ringkasan / <i>Highlight</i>	v - xiv

Jilid / Volume

Tabel 1. Ringkasan Perkembangan Ekspor Indonesia	1
Tabel 2. Perkembangan Ekspor Komoditi Pertanian	1
Tabel 3. Perkembangan Ekspor Komoditi Industri	2
Tabel 4. Perkembangan Ekspor Komoditi Pertambangan	4
Tabel 5. Perkembangan Ekspor Indonesia Menurut Komoditi dan Negara Tujuan	5

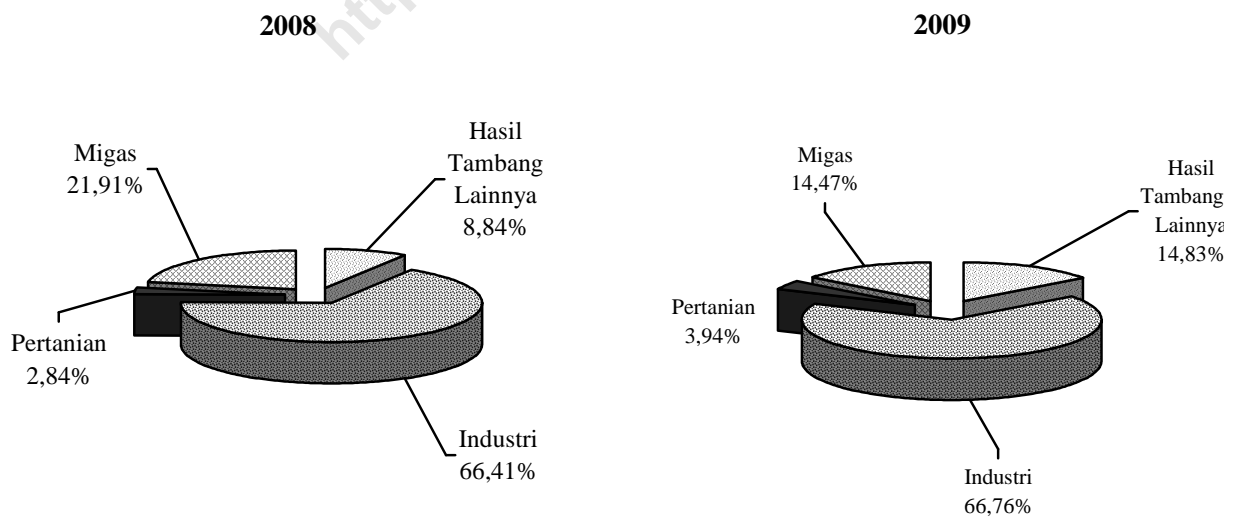
RINGKASAN

Ekspor Indonesia pada periode Januari - Maret 2009 mencapai nilai US\$ 23 029,2 juta dengan volume 65 275,4 ribu ton, yang terdiri dari US\$ 3 331,6 juta hasil ekspor minyak dan gas bumi dan US\$ 19 697,6 juta hasil ekspor komoditi non migas.

Dibandingkan periode yang sama tahun 2008, nilai ekspor turun US\$ 10 716,8 juta, karena adanya penurunan ekspor non migas senilai US\$ 6 656,3 juta, dan dari kelompok migas juga mengalami penurunan sebesar US\$ 4 060,5 juta atau turun 54,93

persen dibanding periode yang sama tahun sebelumnya. Dengan demikian, diperlihatkan bahwa penerimaan dari sektor migas masih bisa diharapkan, karena perkembangan harga di pasaran internasional menunjukkan perkembangan yang fluktuatif. Bulan Maret 2009 harga minyak mentah Indonesia US\$ 46,95 per barelnya, turun sebesar US\$ 56,16 per barel dibandingkan bulan Maret 2008.

Grafik 1 : PERBANDINGAN NILAI EKSPOR INDONESIA PADA JANUARI-MARET 2008 & 2009

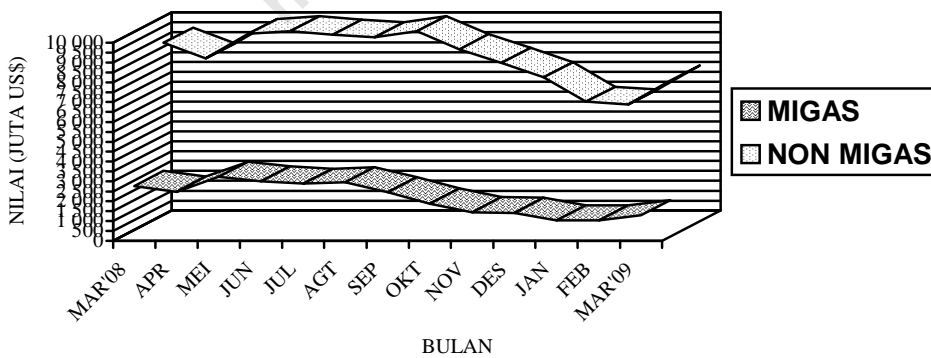


Pada Grafik 1 ditampilkan perbandingan nilai ekspor selama Periode Januari - Maret 2008 dan 2009. Sedangkan trend perkembangannya dari bulan Maret 2008 sampai dengan Maret 2009 disajikan pada Grafik 2, 3, dan 4. Nilai ekspor kelompok migas pada Januari - Maret 2008 senilai US\$ 7 392,1 juta yang terdiri dari minyak mentah, hasil minyak dan gas masing-masing senilai US\$ 3 242,0 juta, US\$ 801,4 juta, dan US\$ 3 348,7 juta. Sedangkan pada Januari - Maret 2009 nilai untuk

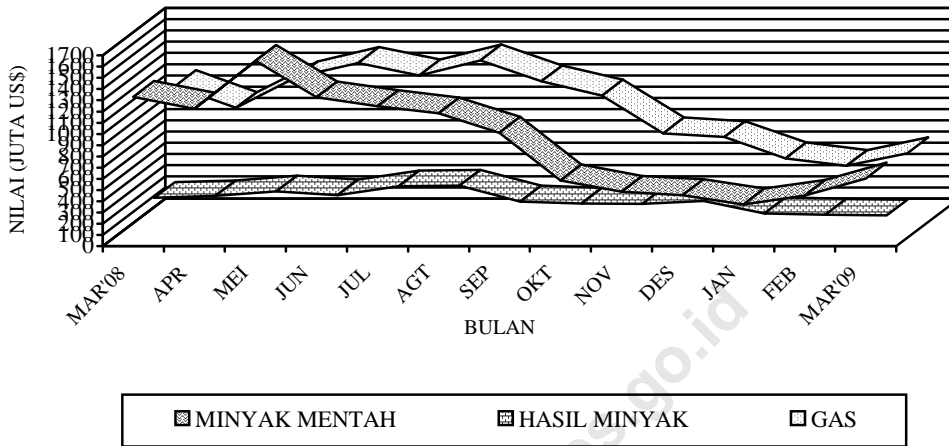
kelompok migas masing-masing sebesar US\$ 1 426,9 juta, US\$ 421,8 juta dan US\$ 1 483,0 juta.

Nilai ekspor untuk kelompok non migas yang terdiri dari hasil pertanian, industri serta hasil tambang dan lainnya pada bulan Januari - Maret 2008 masing-masing US\$ 959,3 juta, US\$ 22 410,3 juta, dan US\$ 2 984,2 juta. Sementara itu pada periode Januari - Maret 2009 masing-masing mencapai US\$ 908,3 juta, US\$ 15 373,4 juta, dan US\$ 3 415,2 juta.

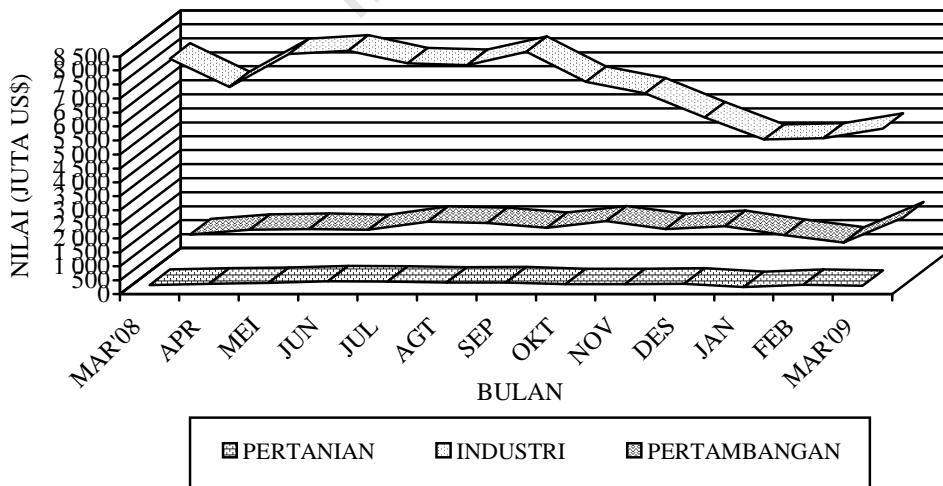
Grafik 2 : PERKEMBANGAN NILAI EKSPOR MIGAS DAN NON MIGAS SELAMA MARET 2008 SAMPAI DENGAN MARET 2009



**Grafik 3 : PERKEMBANGAN NILAI EKSPOR KOMODITI MIGAS
SELAMA MARET 2008 SAMPAI DENGAN MARET 2009**



**Grafik 4 : PERKEMBANGAN NILAI EKSPOR KOMODITI NON MIGAS
SELAMA MARET 2008 SAMPAI DENGAN MARET 2009**



**Tabel A. RINGKASAN EKSPOR NON MIGAS INDONESIA
(JUTA US\$)**

Tahun dan Bulan	Hasil sektor pertanian	Hasil sektor industri	Hasil sektor tambang	Total
[1]	[2]	[3]	[4]	[6]
2007				
Februari	247,7	5 631,7	846,7	6 726,1
Maret	256,7	6 138,0	1 095,5	7 490,2
April	246,9	6 075,8	1 053,8	7 376,5
Mei	282,9	6 602,4	1 130,5	8 015,8
Juni	309,1	6 526,6	894,6	7 730,4
Juli	368,1	6 655,7	1 189,6	8 213,3
Agustus	336,4	6 516,0	887,9	7 740,3
September	344,9	6 202,8	889,8	7 437,5
Oktober	285,3	7 030,7	1 003,0	8 318,9
November	371,5	6 504,8	860,7	7 737,0
Desember	372,5	7 205,7	846,7	8 425,0
2008				
Januari	318,8	7 609,5	1 019,5	8 947,7
Februari	306,5	6 930,2	927,6	8 164,5
Maret	334,0	7 870,6	1 037,1	9 241,7
April	376,5	6 861,3	1 202,8	8 440,5
Mei	404,2	8 041,7	1 238,9	9 684,7
Juni	459,2	8 162,3	1 201,9	9 823,5
Juli	450,2	7 707,8	1 487,2	9 645,3
Agustus	417,3	7 647,9	1 445,3	9 510,5
September	423,0	8 118,6	1 280,1	9 821,7
Oktober	358,4	7 038,7	1 507,3	8 904,4
November	359,8	6 631,2	1 229,2	8 220,1
Desember	376,7	5 773,7	1 339,2	7 489,6
2009				
Januari	261,6	4 977,6	1 015,3	6 254,6
Februari	339,5	5 022,4	748,0	6 109,8
Maret	307,8	5 373,4	1 651,9	7 333,2

Dipandang dari negara tujuan ekspor (Tabel B), pada bulan Maret 2009 kelompok migas yang ditujukan ke kawasan Asia Timur dan Asia Selatan & Tenggara masing-masing sebesar US\$ 925,1 juta dan sebesar US\$ 149,2 juta memperlihatkan penurunan dibanding tahun 2008. Negara yang memperlihatkan penurunan ekspor kelompok migas adalah Jepang dengan persentase penurunan sebesar 65,22 persen, Muangthai dengan persentase penurunan

sebesar 49,04 persen, Singapura dengan persentase penurunan sebesar 73,64 persen, dan Malaysia dengan persentase penurunan sebesar 69,26 persen, sedangkan China dan Philipina memperlihatkan peningkatan dibanding tahun 2008, dengan persentase peningkatan masing-masing sebesar 4,63 persen dan sebesar 100,00 persen. Dari Tabel B juga terlihat bahwa ekspor komoditi migas pada bulan Maret 2009 menunjukkan penurunan menjadi US\$ 1 281,6 juta.

Tabel B : Perkembangan Ekspor Migas & Non Migas Indonesia Menurut Negara Tujuan, Maret 2008 & Maret 2009 (Juta US\$)

Kawasan Negara Ekspor	Migas			Non Migas		
	Maret 2008	Maret 2009	Perubahan (%)	Maret 2008	Maret 2009	Perubahan (%)
• Asia Timur	2 054,8	925,1	-54,98	2 757,5	2 228,6	-19,18
- Jepang	1 221,6	424,9	-65,22	1 037,7	912,1	-12,11
- China	261,8	273,9	4,63	873,9	607,2	-30,52
• Asia Selatan & Tenggara	413,1	149,2	-63,87	2 866,9	2 365,5	-17,49
- Muangthai	55,5	28,3	-49,04	248,6	182,3	-26,69
- Singapura	220,2	58,0	-73,64	802,2	599,9	-25,22
- Philipina	0,1	0,2	100,00	117,7	208,6	77,24
- Malaysia	120,2	37,0	-69,26	661,4	331,2	-49,93
• Asia Barat	0,0	0,0	-	509,0	310,0	-39,09
• Afrika	0,0	0,0	-	278,7	197,7	-29,06
• Australia & Oseania	231,4	171,7	-25,81	176,0	162,0	-7,95
• Amerika Utara	31,3	35,5	13,41	1 020,9	795,2	-22,10
- Amerika Serikat	31,3	35,5	13,41	972,7	761,4	-21,73
• Amerika Tengah & Selatan	0,0	0,0	-	173,1	149,1	-13,83
• Eropa Barat	0,0	0,0	-	1 303,3	1 025,3	-21,33
• Eropa Timur	0,1	0,1	00,00	156,4	99,7	-36,23
Total Ekspor	2 730,6	1 281,6	-53,07	9 241,7	7 333,1	-20,65

Pada kelompok non migas nilai ekspor juga mengalami penurunan hingga mencapai US\$ 7 333,1 juta. Penurunan terbesar terjadi ke negara Jepang sebesar US\$ 528,9 juta.

Pada tabel 1 disajikan ekspor menurut sektor. Disini terlihat bahwa perolehan devisa terbesar pada periode Januari - Maret 2009 berasal dari sektor industri dengan nilai US\$ 15 373,4 juta atau sekitar 66,76 persen dari total ekspor, sedangkan pada periode Januari - Maret 2008 juga berasal dari sektor industri dengan nilai US\$ 22 410,3 juta atau sekitar 66,41 persen dari total ekspor. Dibandingkan periode yang sama tahun sebelumnya, sektor industri mengalami penurunan 31,40 persen.

Pada tabel 2 disajikan perkembangan ekspor komoditi hasil pertanian, selama periode Januari - Maret 2009, komoditi andalan sektor pertanian antara lain udang segar/beku dengan nilai US\$ 212,7 juta (23,40 persen); biji coklat dengan nilai US\$ 182,8 juta (20,11 persen); kopi dengan nilai US\$ 144,9 juta (15,94 persen); ikan dan lain-lain dengan nilai US\$ 143,0 juta (15,73 persen); rempah-rempah dengan nilai US\$ 46,9 juta (5,16 persen); buah-buahan dengan nilai US\$ 31,9 juta (3,51 persen); teh dengan nilai US\$ 30,9 juta (3,40 persen); tembakau dengan nilai US\$ 29,4 juta (3,23 persen); bahan nabati lainnya dengan nilai US\$

20,6 juta (2,27 persen); sayur-sayuran dengan nilai US\$ 7,1 juta (0,79 persen).

Pada tabel 3 disajikan perkembangan ekspor komoditi hasil industri, selama periode Januari - Maret 2009, komoditi andalan sektor industri antara lain tekstil dengan nilai US\$ 2 179,8 juta (14,18 persen); minyak nabati dengan nilai US\$ 2 035,4 juta (13,24 persen); alat listrik, ukur, fotografi, dll dengan nilai US\$ 1 665,1 juta (10,83 persen); barang dari logam tidak mulia dengan nilai US\$ 1 491,4 juta (9,70 persen); karet alam olahan dengan nilai US\$ 925,4 juta (6,02 persen); kertas dan barang dari kertas dengan nilai US\$ 766,7 juta (4,99 persen); makanan olahan dengan nilai US\$ 629,8 juta (4,10 persen); kayu olahan dengan nilai US\$ 462,7 juta (3,01 persen); meubel dan bagian-bagiannya dengan nilai US\$ 423,5 juta (2,76 persen); bahan kimia dengan nilai US\$ 358,7 juta (2,33 persen).

Pada tabel 4 disajikan perkembangan ekspor komoditi hasil pertambangan, selama periode Januari - Maret 2009, komoditi andalan sektor pertambangan antara lain batu bara dengan nilai US\$ 2 225,8 juta (65,17 persen) dan biji tembaga dengan nilai US\$ 1 056,5 juta (30,94 persen). Ekspor batu bara mengalami peningkatan 16,92 persen dibanding periode yang sama tahun

sebelumnya, demikian juga biji tembaga mengalami peningkatan 40,23 persen dibanding periode yang sama tahun sebelumnya.

Perkembangan ekspor Indonesia menurut komoditi dan negara tujuan yang disajikan pada Tabel 5, memperlihatkan bahwa ekspor selama ini lebih banyak bertumpu pada 15 komoditi utama, (ringkasan disajikan pada Tabel C yang diurut menurut nilai ekspor). Lima belas komoditi tersebut pada periode Januari - Maret 2009 menyumbang sekitar 62,37 persen dari ekspor non migas.

Batu bara mempunyai nilai US\$ 2 225,8 juta, naik US\$ 322,1 juta dari tahun lalu, komoditi ini menyumbang sekitar 10,30 persen ekspor non migas nasional pada periode Januari - Maret 2009. Nilai ekspor barang dari minyak kelapa sawit selama periode Januari - Januari 2009 turun US\$ 1 852,7 juta menjadi US\$ 1 724,7 juta.

Pada periode Januari - Maret 2009 nilai ekspor pakaian jadi sebesar US\$ 1 397,6 juta, yang turun dibanding tahun lalu sebesar US\$ 59,5 juta atau turun sekitar 4,08 persen. Komoditi biji tembaga diekspor dengan nilai US\$ 1 056,5 juta atau 5,36 persen, alat listrik diekspor dengan nilai US\$ 896,8 juta atau sekitar 4,55 persen dari perolehan devisa non migas.

Selama periode Januari - Maret 2009, kertas dan barang dari kertas nilai eksportnya mencapai US\$ 766,7 juta, sedangkan tahun sebelumnya senilai US\$ 952,2 juta, atau terjadi penurunan sekitar US\$ 185,5 juta (19,48 persen). Audio visual nilai eksportnya naik US\$ 78,1 juta (13,30 persen) menjadi US\$ 665,7 juta.

Perolehan devisa dari besi/baja pada periode Januari - Maret 2009 diekspor dengan nilai US\$ 576,8 juta atau sekitar 2,93 persen dari kelompok non migas. Crumb rubber pada periode Januari - Maret 2009 diekspor dengan nilai US\$ 570,6 juta, sedangkan tahun sebelumnya US\$ 1 347,6 juta.

Textil lainnya nilai eksportnya turun US\$ 193,8 juta menjadi US\$ 510,8 juta. Sedangkan nilai ekspor alas kaki (kulit, karet dan kanvas) dalam periode Januari - Maret 2009 turun 1,38 persen menjadi US\$ 424,9 juta. Tembaga nilai eksportnya turun US\$ 171,1 juta menjadi US\$ 411,7 juta. Damar tiruan bahan plastik nilai eksportnya turun US\$ 137,6 juta menjadi US\$ 382,0 juta. Meubel & bagian-bagiannya dari bahan lainnya nilai eksportnya turun US\$ 108,0 juta menjadi US\$ 355,1 juta. Barang dari karet nilai eksportnya turun US\$ 34,6 juta menjadi US\$ 318,9 juta.

**Tabel C : Ekspor Utama Barang Bukan Migas
Periode Januari - Maret, 2008 dan 2009**

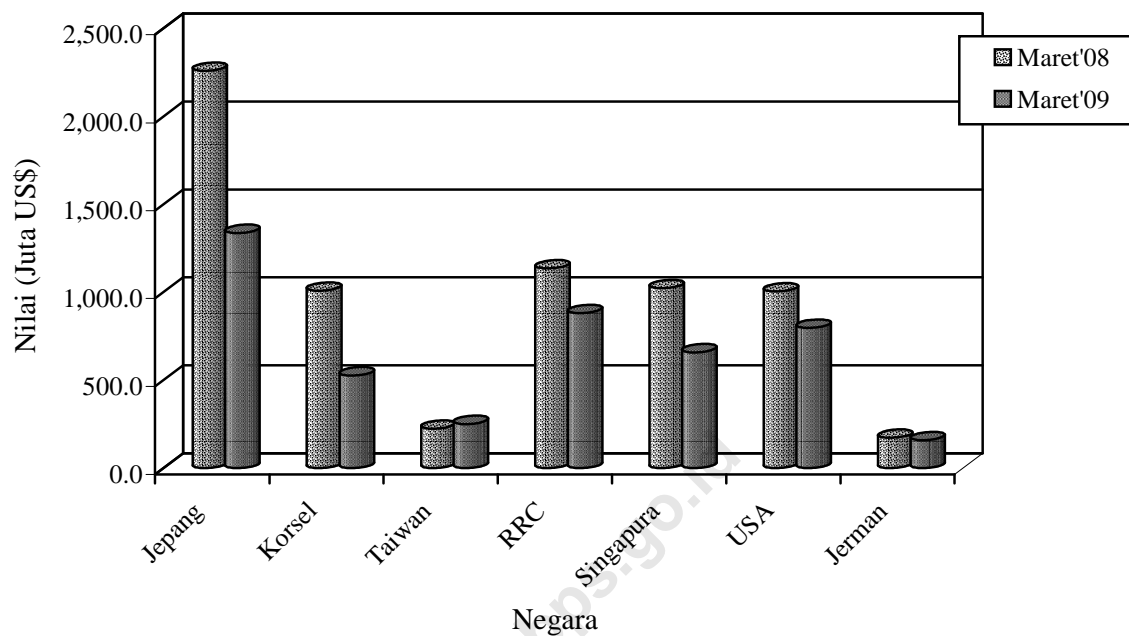
HS	Nilai FOB (Juta US\$)		Perubahan		% Peran 2009 (Terhadap Non Migas)
	2008	2009	Absolut	Persen	
Batu Bara	1 903,7	2 225,8	322,1	16,92	11,30
Minyak kelapa sawit	3 577,4	1 724,7	-1 852,7	-51,79	8,76
Pakaian Jadi	1 457,1	1 397,6	-59,5	-4,08	7,10
Biji Tembaga	753,4	1 056,5	303,1	40,23	5,36
Alat Listrik	1 215,0	896,8	-318,2	-26,19	4,55
Kertas dan barang dari Kertas	952,2	766,7	-185,5	-19,48	3,89
Audio Visual	587,6	665,7	78,1	13,30	3,38
Besi/baja	802,7	576,8	-225,9	-28,14	2,93
Crumb Rubber	1 347,6	570,6	-777,0	-57,65	2,90
Textil lainnya	704,6	510,8	-193,8	-27,50	2,59
Alas Kaki (Kulit,Karet dan Kanvas)	430,9	424,9	-6,0	-1,38	2,16
Tembaga	582,8	411,7	-171,1	-29,36	2,09
Damar Tiruan, Bahan Plastik	519,7	382,0	-137,6	-26,48	1,94
Meubel dan bagian-bagiannya dari bahan lainnya	463,1	355,1	-108,0	-23,33	1,80
Barang dari Karet	353,5	318,9	-34,6	-9,80	1,62
Total Komoditi Utama	15 651,2	12 284,5	-3 366,6	-21,51	62,37

Nilai ekspor periode Januari - Maret 2009, menurut negara kelompok ekonomi, ke kelompok negara APEC adalah yang terbesar yaitu mencapai 69,81 persen dari total ekspor yaitu US\$ 16 077,0 juta, ke ASEAN sebesar US\$ 4 553,5 juta dan ke NAFTA sebesar US\$ 2 604,4 juta. Sementara nilai ekspor ke Uni Eropa sebesar 12,76 persen (US\$ 2 937,6 juta) dan ke Timur Tengah sebesar 3,85 persen (US\$ 886,2 juta). Ditinjau dari perkembangannya, nilai ekspor ke negara-negara APEC turun 35,23 persen dibanding keadaan tahun 2008 yang diikuti oleh penurunan ekspor menuju Jepang sebesar 43,58 persen, menuju ASEAN sebesar 31,90 persen, menuju NAFTA sebesar 20,75 persen dan ke Korea Selatan turun sebesar 49,86 persen

Nilai ekspor periode Januari - Maret 2009, menuju tujuh negara tujuan utama yaitu Jepang, Korea Selatan, Taiwan, RR China, Singapura, Amerika dan Jerman mencapai sebesar US\$ 12 632,7 juta atau sekitar 54,86 persen dari total ekspor. Dibandingkan periode tahun sebelumnya nilai ini turun US\$ 7 464,9 juta atau sekitar 37,14 persen.

Selain tujuh negara tujuan utama di atas, negara tujuan yang membeli produk nasional di atas US\$ 100 juta pada bulan Maret 2009 antara lain Hongkong, Malaysia dan Australia masing-masing dengan nilai US\$ 158,0 juta, US\$ 368,1 juta dan US\$ 294,6 juta. Sedangkan dari kawasan Eropa antara lain ke Belanda dan Inggris masing-masing dengan nilai US\$ 237,2 juta dan US\$ 112,9 juta.

Grafik 5: EKSPOR INDONESIA MENURUT NEGARA TUJUAN UTAMA BULAN MARET 2008 & 2009



Perbandingan nilai ekspor bulan Maret 2008 dan 2009 ke beberapa negara tertentu disajikan pada Grafik 5.

TABEL 1. RINGKASAN PERKEMBANGAN EKSPOR INDONESIA

JENIS BARANG	BERAT BERSIH (RIBU TON)		PERUB	NILAI FOB (JUTA US \$)		PERUB
	JAN-FEB 2008	JAN-FEB 2009	%	JAN-FEB 2008	JAN-FEB 2009	%
	(1)	(2)	(3)	(4)	(5)	(6)
Total Ekspor	88,791.7	65,275.4	-26.48	33,746.0	23,029.2	-31.76
MIGAS	11,920.4	10,579.3	-11.25	7,392.1	3,331.6	-54.93
MINYAK MENTAH	4,748.4	4,638.3	-2.32	3,242.0	1,426.9	-55.99
HASIL MINYAK	1,634.8	964.1	-41.03	801.4	421.8	-47.37
GAS ALAM	5,537.2	4,976.9	-10.12	3,348.7	1,483.0	-55.71
NON MIGAS	76,871.3	54,696.2	-28.85	26,353.9	19,697.6	-25.26
HASIL PERTANIAN	516.6	570.7	10.48	959.3	908.9	-5.25
HASIL INDUSTRI	16,703.1	12,117.3	-27.45	22,410.3	15,373.4	-31.40
HASIL TAMBANG	59,651.0	42,007.6	-29.58	2,982.0	3,412.2	14.43
LAINNYA	0.7	0.6	-16.39	2.2	3.0	34.99

TABEL 2. PERKEMBANGAN EKSPOR KOMODITI HASIL PERTANIAN

JENIS BARANG	BERAT BERSIH (TON)		PERUB	NILAI FOB (RIBU US \$)		PERUB
	JAN-FEB 2008	JAN-FEB 2009	%	JAN-FEB 2008	JAN-FEB 2009	%
	(1)	(2)	(3)	(4)	(5)	(6)
TOTAL PERTANIAN	516,551	570,680	10.48	959,326	908,943	-5.25
KARET ALAM	3,508	2,926	-16.57	5,691	2,893	-49.17
KOPI	86,327	73,784	-14.53	185,416	144,902	-21.85
KAYU BULAT	0	123	-	0	20	-
UDANG SEGAR/BEKU	33,632	33,495	-0.41	226,484	212,681	-6.09
TEH	21,716	20,677	-4.79	30,132	30,938	2.67
REMPAH-REMPAH	37,984	23,159	-60.34	96,974	46,854	-51.68
-LADA HITAM	14,596	5,788	-60.34	40,296	12,145	-69.86
-LADA PUTIH	5,930	2,717	-54.19	28,764	10,381	-63.91
-KAYU MANIS DAN BUNGANYA	8,616	6,483	-24.76	6,803	5,361	-21.19
-BIJI PALA & BUNGANYA DAN KAPULAGA	4,573	4,963	8.53	15,209	13,735	-9.69
-PANILI	38	32	-16.35	493	374	-24.04
-LAINNYA	4,230	3,176	-24.92	5,408	4,857	-10.18
TEBAKAU	6,344	10,472	65.07	17,215	29,384	70.69
BIJI COKLAT	73,555	80,877	9.96	145,120	182,770	25.94
IKAN DAN LAIN-LAIN	74,885	93,255	5.34	144,967	142,972	-1.38
-IKAN TONGKOL/TUNA	14,424	15,193	5.34	34,393	33,106	-3.74
-UBUR-UBUR	2,944	1,070	-63.64	4,810	2,326	-51.64
-KEPITING, KERANG-KERANGAN	13,897	10,655	-23.33	39,191	31,195	-20.40
-BEKICOT	743	618	-16.87	1,718	1,600	-6.92
-IKAN LAINNYA	42,878	65,719	53.27	64,854	74,745	15.25
BIJI-BIJIAN	11,828	40,566	-94.82	5,484	4,531	-17.38
-BIJI BUNGA	13	1	-94.82	702	535	-23.76
-BIJI KAPAS	512	152	-70.22	139	29	-79.46
-BIJI LAINNYA	11,303	40,413	257.54	4,643	3,967	-14.56
BULU BEBEK	11	11	0.00	10	9	-11.45
DAMAR DAN GETAH DAMAR	8,292	7,286	-12.13	6,076	6,230	2.53
KOPAL DAN LAIN-LAIN	7,515	6,889	-8.33	5,924	5,077	-14.29
SAYUR-SAYURAN	19,231	13,314	-30.77	8,241	7,144	-13.31
BUAH-BUAHAN	56,666	64,000	12.94	32,114	31,891	-0.69
KULIT KERANG DAN LAIN-LAIN	1,773	1,053	-40.61	681	394	-42.16
TANAMAN OBAT	2,134	2,697	26.38	2,479	3,231	30.37

TABEL 2. PERKEMBANGAN EKSOR KOMODITI HASIL PERTANIAN

JENIS BARANG	BERAT BERSIH (TON)		PERUB	NILAI FOB (RIBU US \$)		PERUB
	JAN-FEB 2008	JAN-FEB 2009	%	JAN-FEB 2008	JAN-FEB 2009	%
	(1)	(2)	(3)	(4)	(5)	(6)
BAHAN NABATI LAINNYA	24,190	23,189	0.58	15,023	20,628	37.31
-GANGGANG LAUT	20,173	20,289	0.58	14,469	20,288	40.22
-LAINNYA	4,018	2,900	-27.82	554	339	-38.68
HASIL PERTANIAN LAINNYA	46,962	72,905	91.81	31,297	36,393	16.28
-MUTIARA	0	1	91.81	2,923	1,985	-32.08
-LAINNYA	46,961	72,904	55.24	28,374	34,407	21.26

TABEL 3. PERKEMBANGAN EKSPOR KOMODITI HASIL INDUSTRI

JENIS BARANG	BERAT BERSIH (TON)		PERUB	NILAI FOB (RIBU US \$)		PERUB
	JAN-FEB 2008	JAN-FEB 2009	%	JAN-FEB 2008	JAN-FEB 2009	%
	(1)	(2)	(3)	(4)	(5)	(6)
TOTAL INDUSTRI	16,703,121	12,117,333	-27.45	22,410,335	15,373,374	-31.40
KAYU OLAHAN	753,976	453,275	-39.88	725,470	462,739	-36.22
-KAYU LAPIS	449,385	272,972	-39.26	381,080	224,886	-40.99
-KAYU GERGAJIAN	14,428	8,370	-41.99	15,417	9,093	-41.02
-KAYU OLAHAN LAIN	290,163	171,933	-40.75	328,972	228,760	-30.46
BARANG DARI LOGAM TIDAK MULIA	912,190	741,496	-18.71	2,835,442	1,491,412	-47.40
-TIMAH	41,204	26,453	-35.80	642,881	275,715	-57.11
-ALUMINIUM	70,539	64,402	-8.70	212,900	116,899	-45.09
-NIKEL	35,767	10,550	-70.50	534,036	70,594	-86.78
-BESI/BAJA	540,338	548,585	1.53	802,704	576,803	-28.14
-TEMBAGA	71,333	79,350	11.24	582,788	411,667	-29.36
-SENG	1,118	956	-14.47	1,856	925	-50.16
-LOGAM TIDAK MULIA LAIN	151,891	11,200	-92.63	58,277	38,810	-33.40
TEKSTIL	450,630	404,707	-10.19	2,530,418	2,179,797	-13.86
-PAKAIAN JADI	98,649	90,170	-8.60	1,457,076	1,397,556	-4.08
-KAIN TENUN	69,914	49,456	-29.26	368,728	271,427	-26.39
-TEKSTIL LAINNYA	282,066	265,081	-6.02	704,613	510,814	-27.50
KARET ALAM OLAHAN	725,520	527,225	-27.33	1,849,193	925,391	-49.96
-BARANG DARI KARET	113,251	90,101	-20.44	353,505	318,865	-9.80
-SHEET	52,654	16,589	-68.49	130,186	24,252	-81.37
-CRUMB RUBBER	552,162	412,485	-25.30	1,347,611	570,646	-57.66
-CREPE	7,453	8,050	8.01	17,891	11,629	-35.00
MAKANAN TERNAK	806,263	754,653	-6.40	111,486	55,673	-50.06
-BUNGKIL KELAPA	53,127	19,458	-63.37	6,605	3,393	-48.63
-DEDAK/BEKATUL	94,201	75,825	-19.51	14,055	9,865	-29.81
-LAINNYA	658,934	659,370	0.07	90,826	42,414	-53.30
MINYAK ATSIRI DAN LAINNYA	16,635	16,201	-2.61	92,872	77,012	-17.08
-MINYAK ATSIRI LAINNYA	964	869	-9.92	38,286	18,860	-50.74
-WANGI-WANGIAN DARI MINYAK ATSIRI	15670	15332	-2.16	54,585	58,151	6.53
ROTAN OLAHAN	7,804	8,290	6.23	7,234	8,314	14.94
MINYAK NABATI	4,437,955	3,987,589	-10.15	4,269,496	2,035,363	-52.33
-MINYAK KELAPA SAWIT	3,795,576	3,440,989	-9.34	3,577,424	1,724,710	-51.79
-MINYAK BIJI KELAPA SAWIT	372,114	404,313	8.65	408,794	221,397	-45.84
-MINYAK NABATI LAIN	270,266	142,287	-47.35	283,279	89,256	-68.49
ASAM BERLEMAK	197,136	195,390	-0.89	174,425	102,637	-41.16
-STEARIN	31,804	35,760	12.44	32,992	21,387	-35.17
-ASAM BERLEMAK LAIN	165,332	159,630	-3.45	141,433	81,250	-42.55

TABEL 3. PERKEMBANGAN EKSPOR KOMODITI HASIL INDUSTRI

JENIS BARANG	BERAT BERSIH (TON)		PERUB	NILAI FOB (RIBU US \$)		PERUB
	JAN-FEB 2008	JAN-FEB 2009	%	JAN-FEB 2008	JAN-FEB 2009	%
	(1)	(2)	(3)	(4)	(5)	(6)
ALAT LISTRIK UKUR FOGRAFI DLL	161,247	128,463	-20.33	1,935,660	1,665,129	-13.98
-ALAT LISTRIK	134,181	96,546	-28.05	1,214,984	896,814	-26.19
-DIODE TRANSISTOR	195	287	46.86	37,649	23,259	-38.22
-AUDIO VISUAL	23,720	28,966	22.12	587,566	665,698	13.30
-FOTOGRAFI DAN OPTIK	880	704	-19.99	54,581	43,048	-21.13
-ALAT UKUR	264	169	-35.95	4,490	5,449	21.37
-LONCENG ARLOJI DAN BAGIANNYA	2,006	1,790	-10.78	36,391	30,862	-15.19
MAKANAN OLAHAN	434,532	320,455	-26.25	607,485	629,834	3.68
-COKLAT OLAHAN	36,622	24,146	-34.07	89,654	78,788	-12.12
-GULA TETES	136,808	25,183	-81.59	7,926	2,413	-69.56
-KERUPUK UDANG	1,944	1,773	-8.80	3,237	3,009	-7.02
-BUAH/SAYURAN OLAHAN	96,209	97,429	1.27	74,603	66,156	-11.32
-MINUMAN OLAHAN	20,189	24,033	19.04	15,089	14,521	-3.76
-ROKOK DAN TEMBAKAU OLAHAN	19,312	18,245	-5.53	93,861	111,086	18.35
-DAGING TERNAK	957	879	-8.13	3,839	3,596	-6.33
-DAGING UNGGAS	26	0	-99.95	30	1	-95.99
-IKAN OLAHAN	41,820	42,121	0.72	162,665	172,519	6.06
-BERAS GILING	90	101	12.29	80	69	-13.55
-KOPI OLAHAN	40	20	-49.46	123	59	-51.95
-TEH OLAHAN	3,002	2,083	-30.61	7,073	5,469	-22.68
-GULA PASIR	140	194	38.11	207	128	-38.30
-GULA LAINNYA	2,333	3,396	45.53	1,553	2,295	47.79
-MAKANAN OLAHAN LAINNYA	75,039	80,852	7.75	147,546	169,725	15.03
SEMEN	1,184,601	521,276	-56.00	40,056	23,882	-40.38
BARANG ANYAMAN	6,495	3,518	-45.84	16,824	10,902	-35.20
-DARI ROTAN	2,408	807	-66.50	5,688	2,870	-49.54
-DARI BAHAN LAINNYA	4,088	2,711	-33.68	11,136	8,032	-27.88
MEUBEL DAN BAGIAN-BAGIANNYA	228,155	166,005	-27.24	551,462	423,541	-23.20
-DARI ROTAN	38,766	28,203	-27.25	88,369	68,474	-22.51
-DARI BAHAN LAINNYA	189,389	137,802	-27.24	463,093	355,067	-23.33
BAHAN KIMIA	2,202,020	747,669	-66.05	825,213	358,722	-56.53
-AN ORGANIK	1,473,089	303,893	-79.37	217,253	70,772	-67.42
-ORGANIK	667,842	421,679	-36.86	559,502	279,467	-50.05
-LAINNYA	61,088	22,096	-63.83	48,458	8,483	-82.49
PUPUK	44,531	70,961	59.35	13,286	35,060	163.88
PRODUK PHARMASI	2,433	2,302	-5.37	39,407	46,329	17.56
KULIT DAN BARANG DARI KULIT	3,006	2,108	-29.87	58,644	39,893	-31.97
KACA DAN BARANG DARI KACA	209,894	147,022	-29.95	112,595	75,600	-32.86
KERTAS DAN BARANG DARI KERTAS	1,064,558	1,029,189	-3.32	952,174	766,693	-19.48
INDUSTRI LAINNYA	2,853,541	1,889,540	-33.78	4,661,493	3,959,453	-15.06
-GLISEROL DAN LARUTAN ALKALI	8,456	12,023	42.18	4,142	1,964	-52.58
-MARGARIN DAN LEMAK LAINNYA	126,933	84,635	-33.32	126,859	58,030	-54.26
-SABUN MANDI DAN CUCI	129,233	125,602	-2.81	128,846	118,544	-8.00
-BAHAN CELUP ORGANIK SINTETIK	8,150	3,970	-51.29	34,588	18,378	-46.87
-PREPARAT PEMBASMI KUMAN DLL	13,724	14,232	3.70	37,783	43,486	15.10
-DAMAR TIRUAN BAHAN PLASTIK	311,240	289,291	-7.05	519,661	382,045	-26.48
-BAHAN KERTAS	633,569	603,761	-4.70	324,303	207,940	-35.88
-ALAS KAKI (KULIT KARET DAN KANVAS)	31,325	29,030	-7.33	430,851	424,885	-1.38
-PRODUK KERAMIK	114,064	81,590	-28.47	74,161	47,330	-36.18
-EMAS BATANGAN	9	9	-8.76	280,736	253,129	-9.83
-PESAWAT UDARA DAN BAGIANNYA	747	255	-65.84	19,603	18,234	-6.98
-KAPAL LAUT DAN SEJENISNYA	87,116	111,311	27.77	145,047	194,479	34.08
-PERLENGKAPAN OLAHRAGA DAN MAINAN	6,183	5,113	-17.31	58,137	48,392	-16.76

TABEL 3. PERKEMBANGAN EKSPOR KOMODITI HASIL INDUSTRI

JENIS BARANG	BERAT BERSIH (TON)		PERUB	NILAI FOB (RIBU US \$)		PERUB
	JAN-FEB 2008	JAN-FEB 2009	%	JAN-FEB 2008	JAN-FEB 2009	%
(1)	(2)	(3)	(4)	(5)	(6)	(7)
-PENA DAN PENSIL	2,136	1,545	-27.70	15,598	13,681	-12.29
-BATU SEMI PERMATA	22	3	-85.28	64	90	39.38
-KOPER TAS DOMPET PLASTIK/TEKSTIL	1,833	1,655	-9.69	13,327	11,715	-12.10
-BARANG DARI LOGAM MULIA	72	85	17.71	39,420	129,160	227.65
-PETI KEMAS	5,802	269	-95.37	7,071	1,430	-79.77
-KOMPUTER DAN BAGIANNYA	8,221	9,872	20.08	185,192	229,051	23.68
-KENDARAAN BERMOTOR RODA 2 DAN 3	1,867	1,582	-15.26	15,382	12,617	-17.98
-KENDARAAN BERMOTOR RODA 4 DAN LE	49,309	28,651	-41.90	350,791	205,153	-41.52
-SUKU CADANG MESIN	32,956	12,182	-63.03	243,425	187,925	-22.80
-SUKU CADANG KENDARAAN	45,578	26,509	-41.84	317,707	178,896	-43.69
-UBI KAYU OLAHAN	40,987	8,909	-78.26	6,924	1,158	-83.28
-INDUSTRI LAINNYA	1,194,007	437,458	-63.36	1,281,877	1,171,740	-8.59

TABEL 4. PERKEMBANGAN EKSPOR KOMODITI HASIL PERTAMBANGAN

JENIS BARANG	BERAT BERSIH (TON)		PERUB	NILAI FOB (RIBU US \$)		PERUB
	JAN-FEB 2008	JAN-FEB 2009	%	JAN-FEB 2008	JAN-FEB 2009	%
(1)	(2)	(3)	(4)	(5)	(6)	(7)
TOTAL PERTAMBANGAN	59,650,955	42,007,581	-29.58	2,981,982	3,412,206	14.43
BIJI TEMBAGA	359,838	641,143	78.18	753,437	1,056,522	40.23
BIJI NIKEL	4,510,927	1,362,028	-69.81	210,486	40,582	-80.72
BAUKSIT	2,946,052	2,143,611	-27.24	26,058	33,348	27.98
BIJI TIMAH/TIN	2	1	-65.00	1	0	-71.09
BATU BARA	47,752,489	34,718,826	-27.29	1,903,704	2,225,760	16.92
GRANIT	1,183,149	1,214,488	2.65	11,082	11,495	3.72
PASIR ALAM	14	23	65.27	54	2	-95.43
HASIL TAMBANG LAIN	2898485	1927462	-33.5	77159	44497	-42.33

TABEL 5. PERKEMBANGAN EKSPOR INDONESIA MENURUT KOMODITI DAN NEGARA TUJUAN

JENIS BARANG	BERAT BERSIH (KG)		PERUB %	NILAI FOB (US \$)		PERUB %
	JAN-MAR 2008	JAN-MAR 2009		JAN-MAR 2008	JAN-MAR 2009	
(1)	(2)	(3)	(4)	(5)	(6)	(7)
MINYAK MENTAH	4,748,387,001	4,638,280,048	-2.32	3,242,046,646	1,426,854,317	-55.99
JAPAN	1,757,148,000	934,026,714	-46.84	1,199,782,021	284,219,378	-76.31
KOREA, REPUBLIC OF	1,017,748,000	678,433,672	-33.34	637,695,947	190,773,589	-70.08
TAIWAN	33,706,000	174,364,517	417.31	23,655,000	52,042,627	120.01
CHINA	464,452,000	825,836,820	77.81	316,841,217	259,661,908	-18.05
THAILAND	65,365,000	164,512,602	151.68	50,059,685	53,891,950	7.66
SINGAPORE	448,704,001	432,858,530	-3.53	315,105,628	129,823,653	-58.8
MALAYSIA	175,780,000	122,652,106	-30.22	119,052,363	34,704,078	-70.85
AUSTRALIA	624,068,000	944,514,942	51.35	466,965,437	312,259,293	-33.13
NEW ZEALAND	40,542,000	35,262,552	-13.02	29,307,949	11,714,907	-60.03
UNITED STATES	74,168,000	244,731,088	229.97	47,148,302	74,812,480	58.67
CHILE	0	81,086,505	-	0	22,950,454	-
ITALY	46,706,000	0	-100	36,433,097	0	-100
HASIL MINYAK	1,634,824,854	964,114,026	-41.03	801,419,275	421,777,203	-47.37
JAPAN	722,388,322	234,801,286	-67.5	324,631,419	103,723,583	-68.05
KOREA, REPUBLIC OF	199,543,820	216,054,317	8.27	92,814,995	95,111,948	2.47
TAIWAN	39,632,997	3,058,585	-92.28	17,441,526	987,311	-94.34
CHINA	115,203,236	100,334,546	-12.91	48,230,232	38,744,605	-19.67
THAILAND	19,758,929	10,169,388	-48.53	16,672,668	4,533,464	-72.81
SINGAPORE	443,026,220	185,187,388	-58.2	262,935,480	81,825,119	-68.88
PHILIPPINES	334,741	664,096	98.39	355,999	498,490	40.03
MALAYSIA	36,076,845	122,914,569	240.7	17,281,355	51,277,053	196.72
MYANMAR (FORM. BURMA)	0	28,346	-	0	40,407	-
VIET NAM	53,301	33,320	-37.49	73,160	36,850	-49.63
MALDIVES	3,842	0	-100	4,981	0	-100
INDIA	57,367,566	89,654,265	56.28	19,563,318	44,057,723	125.21
PAKISTAN	311,720	117,442	-62.32	452,928	184,255	-59.32
BANGLADESH	0	300,000	-	0	178,080	-
IRAN (ISLAMIC REPUBLIC OF)	179,950	0	-100	63,000	0	-100
UNITED ARAB EMIRATES	0	28,791	-	0	39,768	-
AUSTRALIA	58,660	17,600	-70	64,914	20,652	-68.19
NEW ZEALAND	82,351	51,010	-38.06	107,693	69,192	-35.75
EAST TIMOR	524,300	529,999	1.09	377,560	258,931	-31.42
NETHERLANDS	250	16,000	6300	16	10,000	62400
FINLAND	134,635	0	-100	162,933	0	-100
RUSSIA FEDERATION	143,169	153,078	6.92	185,098	179,772	-2.88
GAS ALAM	5,537,196,755	4,976,868,383	-10.12	3,348,652,130	1,482,967,221	-55.71
JAPAN	3,536,221,626	3,355,198,747	-5.12	1,841,471,857	938,220,862	-49.05
KOREA, REPUBLIC OF	1,165,521,967	927,874,918	-20.39	877,360,186	310,493,307	-64.61
CHINA	815,548,663	690,074,975	-15.39	609,975,716	233,106,554	-61.78
THAILAND	19,900,000	3,699,343	-81.41	19,839,820	1,126,302	-94.32
SINGAPORE	399	0	-100	80	0	-100
MALAYSIA	4,100	0	-100	4,471	0	-100
EAST TIMOR	0	20,400	-	0	20,196	-
KARET ALAM	3,507,505	2,926,451	-16.57	5,691,293	2,892,915	-49.17
JAPAN	49,731	54,004	8.59	203,773	297,380	45.94
HONG KONG	715,880	0	-100	1,107,527	0	-100
KOREA, REPUBLIC OF	360,360	0	-100	857,011	0	-100
CHINA	1,706,238	1,949,239	14.24	2,719,393	1,665,163	-38.77
SINGAPORE	280,243	89,000	-68.24	146,730	42,340	-71.14
MALAYSIA	25,000	0	-100	33,726	0	-100
TURKEY	369,990	220,000	-40.54	612,333	207,500	-66.11
UNITED STATES	0	214,200	-	0	289,170	-
BRAZIL	0	400,000	-	0	391,000	-
GERMANY, FED. REP. OF	0	8	-	0	362	-
DENMARK	63	0	-100	10,800	0	-100
KOPI	86,327,492	73,783,818	-14.53	185,415,839	144,902,479	-21.85
JAPAN	13,782,166	13,247,026	-3.88	30,626,385	27,158,063	-11.32
HONG KONG	184,963	341,698	84.74	460,328	617,883	34.23
KOREA, REPUBLIC OF	73,839	118,711	60.77	188,935	269,063	42.41
TAIWAN	761,393	1,189,979	56.29	2,049,914	2,771,390	35.2
CHINA	110,400	157,200	42.39	197,363	257,810	30.63
PAPUA NEW GUINEA	1,124	0	-100	1,541	0	-100
SINGAPORE	1,039,155	1,952,409	87.88	1,742,960	3,880,710	122.65
PHILIPPINES	1,001,700	54,000	-94.61	2,282,803	119,375	-94.77
MALAYSIA	2,636,998	2,719,168	3.12	4,706,038	4,148,408	-11.85
INDIA	3,698,640	405,000	-89.05	6,199,401	579,885	-90.65
IRAN (ISLAMIC REPUBLIC OF)	0	573,600	-	0	966,894	-
SAUDI ARABIA	21,000	21,000	0	56,700	48,334	-14.75
ISRAEL	17,760	0	-100	36,497	0	-100
JORDAN	0	19,200	-	0	51,470	-
OMAN	0	80,000	-	0	140,400	-
UNITED ARAB EMIRATES	203,100	159,900	-21.27	414,885	314,291	-24.25
EGYPT	2,299,200	2,794,200	21.53	4,503,975	5,110,696	13.47

TABEL 5. PERKEMBANGAN EKSPOR INDONESIA MENURUT KOMODITI DAN NEGARA TUJUAN

JENIS BARANG	BERAT BERSIH (KG)		PERUB %	NILAI FOB (US \$)		PERUB %
	JAN-MAR 2008	JAN-MAR 2009		JAN-MAR 2008	JAN-MAR 2009	
(1)	(2)	(3)	(4)	(5)	(6)	(7)
MOROCCO	1,393,200	746,399	-46.43	2,529,014	1,330,306	-47.4
ALGERIA	2,037,600	3,813,600	87.16	3,922,412	7,129,052	81.75
BURKINA FASO	17,999	0	-100	54,600	0	-100
SOUTH AFRICA	2,786,296	19,200	-99.31	6,013,294	56,160	-99.07
AUSTRALIA	2,314,200	319,199	-86.21	4,537,528	899,445	-80.18
NEW ZEALAND	109,592	91,200	-16.78	372,642	290,257	-22.11
SOLOMON ISLANDS	686	0	-100	1,614	0	-100
UNITED STATES	16,057,571	12,628,634	-21.35	44,186,407	37,970,302	-14.07
CANADA	753,000	671,399	-10.84	2,591,711	2,108,613	-18.64
MEXICO	1,813,500	180,000	-90.07	3,920,879	581,773	-85.16
ECUADOR	657,600	1,588,800	141.61	1,116,716	2,460,495	120.33
UNITED KINGDOM	1,660,500	1,964,452	18.3	2,969,476	3,112,422	4.81
NETHERLANDS	138,500	247,113	78.42	452,073	750,030	65.91
FRANCE	119,400	548,400	359.3	204,675	826,835	303.97
GERMANY, FED. REP. OF	18,184,961	14,917,515	-17.97	34,571,626	20,856,827	-39.67
AUSTRIA	252	0	-100	793	0	-100
BELGIUM	1,803,897	2,470,977	36.98	4,125,247	4,430,037	7.39
SWITZERLAND	238,800	108,000	-54.77	500,458	172,827	-65.47
DENMARK	129,000	93,200	-27.75	285,643	176,898	-38.07
NORWAY	36,000	54,000	50	118,290	152,640	29.04
SWEDEN	203,100	35,999	-82.28	578,861	115,650	-80.02
IRELAND	54,000	36,000	-33.33	181,350	119,700	-34
ITALY	4,724,700	4,219,800	-10.69	8,887,959	6,859,962	-22.82
SPAIN	192,600	1,037,400	438.63	394,410	1,554,959	294.25
PORTUGAL	92,400	243,000	162.99	185,392	417,524	125.21
GREECE	336,000	388,200	15.54	671,804	508,042	-24.38
POLAND	424,800	134,400	-68.36	733,124	229,573	-68.69
ROMANIA	613,200	750,060	22.32	1,154,543	1,263,937	9.48
BULGARIA	878,400	443,400	-49.52	1,693,266	723,962	-57.24
ARMENIA	119,700	0	-100	319,148	0	-100
UKRAINE	18,000	0	-100	33,003	0	-100
LATVIA	162,000	0	-100	270,648	0	-100
ESTONIA	504,000	0	-100	832,303	0	-100
GEORGIA	1,269,600	1,424,400	12.19	2,161,135	2,234,314	3.39
MALTA	0	199,980	-	0	214,038	-
CZECH REPUBLIC	273,000	84,000	-69.23	450,870	119,726	-73.45
RUSSIA FEDERATION	378,000	492,000	30.16	925,200	801,501	-13.37
KAYU BULAT	0	123,217	-	0	19,640	-
JAPAN	0	1	-	0	1	-
HONG KONG	0	1	-	0	6	-
KOREA, REPUBLIC OF	0	2	-	0	5	-
SINGAPORE	0	4	-	0	35	-
MALAYSIA	0	123,208	-	0	19,588	-
UNITED ARAB EMIRATES	0	1	-	0	5	-
UDANG SEGAR/BEKU	33,632,075	33,495,489	-0.41	226,484,253	212,681,148	-6.09
JAPAN	8,531,651	9,603,251	12.56	71,433,853	76,913,711	7.67
HONG KONG	974,978	1,085,651	11.35	4,709,457	4,049,664	-14.01
KOREA, REPUBLIC OF	113,941	266,172	133.61	805,603	1,248,243	54.95
TAIWAN	623,394	363,624	-41.67	1,878,652	916,042	-51.24
CHINA	1,516,564	954,926	-37.03	3,240,506	4,597,529	41.88
MACAU	2,842	3,501	23.19	2,842	3,678	29.42
THAILAND	64,458	21,764	-66.24	278,315	182,182	-34.54
SINGAPORE	419,479	670,263	59.78	1,298,832	1,603,914	23.49
PHILIPPINES	0	1,160	-	0	627	-
MALAYSIA	1,175,771	838,981	-28.64	1,635,108	861,446	-47.32
CAMBODIA	150	0	-100	10	0	-100
BRUNEI DARUSSALAM	0	47	-	0	1,240	-
VIET NAM	219,703	435,944	98.42	2,235,287	2,521,787	12.82
IRAN (ISLAMIC REPUBLIC OF)	0	764	-	0	873	-
ISRAEL	0	252	-	0	764	-
KUWAIT	0	669	-	0	715	-
JORDAN	0	177	-	0	421	-
LEBANON	0	22,410	-	0	81,113	-
SYRIA ARAB REPUBLIC	0	183	-	0	85	-
TURKEY	18,544	15,312	-17.43	24,107	108,037	348.16
UNITED ARAB EMIRATES	33,594	11,567	-65.57	228,253	84,489	-62.98
CYPRUS	9,489	15,327	61.52	74,929	46,227	-38.31
EGYPT	185,897	161,556	-13.09	1,078,546	1,041,283	-3.45
REUNION	66,613	55,588	-16.55	560,942	409,207	-27.05
SOUTH AFRICA	523	1,155	120.84	1,445	2,515	74.05
MAURITIUS	17,164	25,804	50.34	125,157	202,126	61.5
AUSTRALIA	90,449	94,673	4.67	607,945	782,836	28.77
NEW ZEALAND	17,078	12,681	-25.75	95,930	62,271	-35.09
GUAM	660	0	-100	21,545	0	-100
UNITED STATES	14,916,566	14,358,468	-3.74	106,655,927	91,562,731	-14.15
CANADA	182,811	135,304	-25.99	1,037,338	730,746	-29.56

TABEL 5. PERKEMBANGAN EKSPOR INDONESIA MENURUT KOMODITI DAN NEGARA TUJUAN

JENIS BARANG	BERAT BERSIH (KG)		PERUB	NILAI FOB (US \$)		PERUB
	JAN-MAR 2008	JAN-MAR 2009	%	JAN-MAR 2008	JAN-MAR 2009	%
(1)	(2)	(3)	(4)	(5)	(6)	(7)
PUERTO RICO	189,497	344,803	81.96	1,207,293	2,060,505	70.67
UNITED KINGDOM	1,269,162	1,312,767	3.44	8,838,063	8,570,589	-3.03
NETHERLANDS	235,198	526,818	123.99	1,476,472	2,379,098	61.13
FRANCE	103,184	370,887	259.44	759,086	2,092,800	175.7
GERMANY, FED. REP. OF	451,712	162,032	-64.13	2,934,049	1,156,505	-60.58
AUSTRIA	0	2,416	-	0	3,652	-
BELGIUM	1,724,915	930,341	-46.06	10,738,616	5,907,857	-44.98
SWITZERLAND	41,500	57,325	38.13	272,799	416,117	52.54
DENMARK	87,640	20,151	-77.01	654,888	119,735	-81.72
NORWAY	0	1,517	-	0	3,949	-
SWEDEN	34,064	22,755	-33.2	323,030	190,613	-40.99
FINLAND	0	662	-	0	1,615	-
IRELAND	0	613	-	0	1,364	-
ITALY	232,563	485,760	108.87	808,708	1,384,139	71.15
SPAIN	18,162	11,624	-36	99,584	60,672	-39.07
PORTUGAL	26,655	66,399	149.11	82,239	273,684	232.79
GREECE	4,362	10,623	143.54	10,362	26,736	158.02
HUNGARY	0	478	-	0	658	-
POLAND	0	1,934	-	0	4,151	-
ROMANIA	0	2	-	0	2	-
UKRAINE	14,710	395	-97.31	92,172	696	-99.24
LITHUANIA	0	371	-	0	543	-
ESTONIA	0	153	-	0	145	-
CZECH REPUBLIC	0	421	-	0	3,019	-
RUSSIA FEDERATION	16,432	7,068	-56.99	156,363	5,802	-96.29
TEH	21,716,220	20,676,913	-4.79	30,131,644	30,937,553	2.67
JAPAN	353,223	306,150	-13.33	525,185	582,497	10.91
HONG KONG	9,900	27,994	182.77	5,634	17,802	215.97
TAIWAN	180,552	97,155	-46.19	204,481	156,889	-23.27
CHINA	72,920	22,300	-69.42	73,782	40,082	-45.68
PAPUA NEW GUINEA	0	10,080	-	0	21,192	-
SINGAPORE	191,037	173,305	-9.28	246,823	241,503	-2.16
MALAYSIA	2,075,601	1,580,266	-23.86	2,995,008	2,071,444	-30.84
BRUNEI DARUSSALAM	0	625	-	0	405	-
MALDIVES	154	0	-100	409	0	-100
INDIA	888,008	507,439	-42.86	1,029,468	753,180	-26.84
PAKISTAN	2,875,859	3,830,728	33.2	4,873,459	6,490,460	33.18
SRI LANKA	132,620	0	-100	207,559	0	-100
AFGHANISTAN	155,840	50,475	-67.61	206,295	55,405	-73.14
IRAN (ISLAMIC REPUBLIC OF)	0	9,600	-	0	21,590	-
SAUDI ARABIA	90,128	70,181	-22.13	145,790	131,254	-9.97
ISRAEL	74,200	149,920	102.05	90,356	230,843	155.48
SYRIA ARAB REPUBLIC	8,000	0	-100	15,040	0	-100
TURKEY	161,920	43,200	-73.32	280,044	68,256	-75.63
UNITED ARAB EMIRATES	1,092,184	1,317,846	20.66	1,388,900	1,861,532	34.03
EGYPT	332,700	75,620	-77.27	543,142	120,898	-77.74
SOMALIA	0	18,575	-	0	11,713	-
KENYA	0	22,000	-	0	32,560	-
DJIBOUTI	83,595	12,000	-85.65	49,744	20,760	-58.27
SOUTH AFRICA	154,680	48,000	-68.97	334,698	120,255	-64.07
AUSTRALIA	113,951	93,411	-18.03	134,378	160,536	19.47
NEW ZEALAND	114,143	114,428	0.25	118,164	120,693	2.14
VANUATU	113	0	-100	171	0	-100
FIJI	20,560	22,000	7	27,139	31,160	14.82
SAMOA	350	1,418	305.14	700	3,000	328.57
UNITED STATES	1,646,529	1,852,058	12.48	2,123,344	2,684,375	26.42
CANADA	186,994	121,608	-34.97	242,642	161,076	-33.62
CHILE	151,060	54,200	-64.12	243,540	83,018	-65.91
PUERTO RICO	0	540	-	0	864	-
UNITED KINGDOM	2,984,518	2,279,296	-23.63	4,220,010	3,545,526	-15.98
NETHERLANDS	936,533	1,137,533	21.46	1,280,690	1,696,702	32.48
FRANCE	1,106	0	-100	7,603	0	-100
GERMANY, FED. REP. OF	1,687,857	2,085,576	23.56	1,955,895	2,634,303	34.69
BELGIUM	0	22,152	-	0	18,330	-
SWITZERLAND	48	0	-100	120	0	-100
DENMARK	18,800	9,400	-50	32,374	14,720	-54.53
SWEDEN	10,400	0	-100	10,483	0	-100
ITALY	7,816	0	-100	19,500	0	-100
POLAND	825,066	670,760	-18.7	1,079,847	1,042,477	-3.46
KAZAKHSTAN	48,000	24,000	-50	60,116	36,182	-39.81
KYRGYZSTAN	24,700	47,880	93.85	34,086	75,352	121.06
UKRAINE	179,805	393,144	118.65	228,093	550,868	141.51
UZBEKISTAN	0	21,000	-	0	31,080	-
LATVIA	42,078	9,040	-78.52	70,090	16,941	-75.83
CZECH REPUBLIC	1,921	0	-100	17,981	0	-100
RUSSIA FEDERATION	3,780,751	3,344,010	-11.55	5,008,861	4,979,830	-0.58

TABEL 5. PERKEMBANGAN EKSPOR INDONESIA MENURUT KOMODITI DAN NEGARA TUJUAN

JENIS BARANG	BERAT BERSIH (KG)		PERUB	NILAI FOB (US \$)		PERUB
	JAN-MAR 2008	JAN-MAR 2009	%	JAN-MAR 2008	JAN-MAR 2009	%
(1)	(2)	(3)	(4)	(5)	(6)	(7)
-LADA HITAM	14,595,741	5,787,951	-60.34	40,296,428	12,145,062	-69.86
JAPAN	132,924	87,061	-34.5	489,491	320,093	-34.61
HONG KONG	16,000	16,221	1.38	55,125	41,089	-25.46
KOREA, REPUBLIC OF	73,000	75,000	2.74	261,970	168,875	-35.54
TAIWAN	30,500	110,000	260.66	69,900	225,215	222.2
CHINA	15,000	0	-100	54,130	0	-100
SINGAPORE	662,650	207,955	-68.62	1,661,030	370,705	-77.68
PHILIPPINES	73,976	63,719	-13.87	14,471	16,179	11.8
MALAYSIA	15,000	8,518	-43.21	43,750	19,200	-56.11
NEPAL	140,400	0	-100	481,409	0	-100
VIET NAM	742,000	120,525	-83.76	2,242,494	274,516	-87.76
INDIA	2,120,400	1,382,000	-34.82	6,876,107	3,052,411	-55.61
PAKISTAN	45,000	0	-100	143,400	0	-100
BENIN	19,050	0	-100	55,245	0	-100
SOUTH AFRICA	18,960	0	-100	6,636	0	-100
AUSTRALIA	149,791	0	-100	577,002	0	-100
UNITED STATES	9,182,751	3,227,003	-64.86	23,574,038	6,409,841	-72.81
CANADA	50,035	0	-100	168,492	0	-100
DOMINICAN REPUBLIC	4,685	0	-100	15,750	0	-100
NETHERLANDS	617,000	13,500	-97.81	2,177,577	47,250	-97.83
FRANCE	52,000	62,950	21.06	173,585	149,498	-13.88
GERMANY, FED. REP. OF	60,000	125,000	108.33	171,125	398,026	132.59
BELGIUM	0	15,000	-	0	51,975	-
ITALY	61,000	16,000	-73.77	226,804	37,789	-83.34
PORTUGAL	2,518	0	-100	5,263	0	-100
BULGARIA	34,949	7,499	-78.54	82,163	8,650	-89.47
RUSSIA FEDERATION	276,152	250,000	-9.47	669,471	553,750	-17.29
-LADA PUTIH	5,930,276	2,716,607	-54.19	28,764,237	10,380,959	-63.91
JAPAN	510,000	195,000	-61.76	2,476,047	832,895	-66.36
HONG KONG	0	16,000	-	0	55,680	-
KOREA, REPUBLIC OF	16,765	2,494	-85.12	66,175	6,600	-90.03
TAIWAN	32,000	72,000	125	110,970	226,220	103.86
CHINA	17,000	0	-100	80,750	0	-100
SINGAPORE	1,357,696	543,020	-60	6,542,885	1,880,118	-71.26
PHILIPPINES	1,703	2,249	32.06	4,634	7,036	51.83
MALAYSIA	153,000	71,049	-53.56	724,662	301,580	-58.38
VIET NAM	424,000	228,500	-46.11	2,047,406	914,272	-55.34
INDIA	278,000	61,000	-78.06	1,309,295	212,303	-83.78
PAKISTAN	1,591	1,352	-15.02	7,828	2,002	-74.43
AUSTRALIA	51,000	34,000	-33.33	249,590	141,500	-43.31
UNITED STATES	1,201,000	541,497	-54.91	6,084,305	2,192,361	-63.97
CANADA	58,101	17,068	-70.62	303,136	68,500	-77.4
DOMINICAN REPUBLIC	11,849	0	-100	40,495	0	-100
UNITED KINGDOM	31,000	16,000	-48.39	160,700	62,440	-61.14
NETHERLANDS	979,000	466,379	-52.36	4,680,581	1,831,212	-60.88
FRANCE	32,000	30,000	-6.25	147,760	106,875	-27.67
GERMANY, FED. REP. OF	556,001	356,999	-35.79	2,690,990	1,293,270	-51.94
BELGIUM	102,000	32,000	-68.63	482,748	112,625	-76.67
ITALY	32,000	30,000	-6.25	150,037	133,470	-11.04
SPAIN	49,000	0	-100	256,330	0	-100
PORTUGAL	20,570	0	-100	83,288	0	-100
BULGARIA	15,000	0	-100	63,625	0	-100
-KAYU MANIS DAN BUNGANYA	8,616,387	6,483,084	-24.76	6,803,224	5,361,340	-21.19
KOREA, REPUBLIC OF	46,320	87,147	88.14	29,767	58,449	96.36
TAIWAN	260	0	-100	100	0	-100
CHINA	0	10,150	-	0	6,085	-
THAILAND	757,360	341,602	-54.9	711,987	297,973	-58.15
SINGAPORE	154,278	92,243	-40.21	121,048	68,792	-43.17
PHILIPPINES	170	141	-17.06	465	443	-4.73
MALAYSIA	369,167	249,052	-32.54	397,283	254,273	-36
MALDIVES	291	331	13.75	515	760	47.57
INDIA	199,348	25,000	-87.46	147,811	17,869	-87.91
IRAN (ISLAMIC REPUBLIC OF)	0	10,000	-	0	6,000	-
ISRAEL	69,000	32,584	-52.78	44,896	29,398	-34.52
JORDAN	12,968	15,799	21.83	10,653	10,057	-5.59
LEBANON	0	5,000	-	0	5,000	-
SYRIA ARAB REPUBLIC	114,550	45,433	-60.34	76,985	34,864	-54.71
TURKEY	102,000	58,999	-42.16	39,372	50,470	28.19
UNITED ARAB EMIRATES	109,214	298,742	173.54	76,411	151,498	98.27
EGYPT	35,090	0	-100	29,713	0	-100
LIBYAN ARAB JAMAHIRIYA	0	19,999	-	0	20,587	-
MOROCCO	150,000	0	-100	90,000	0	-100
TUNISIA	20,000	0	-100	18,500	0	-100
ALGERIA	16,520	115,540	599.39	10,150	78,363	672.05
REUNION	270	0	-100	129	0	-100
SOUTH AFRICA	36,529	0	-100	41,900	0	-100

TABEL 5. PERKEMBANGAN EKSPOR INDONESIA MENURUT KOMODITI DAN NEGARA TUJUAN

JENIS BARANG	BERAT BERSIH (KG)		PERUB %	NILAI FOB (US \$)		PERUB %
	JAN-MAR 2008	JAN-MAR 2009		JAN-MAR 2008	JAN-MAR 2009	
(1)	(2)	(3)	(4)	(5)	(6)	(7)
MAURITIUS	0	14,999	-	0	11,675	-
AUSTRALIA	12,277	1,423	-88.41	17,853	3,081	-82.74
UNITED STATES	3,625,593	3,516,809	-3	2,755,302	3,056,267	10.92
CANADA	68,011	90,771	33.47	57,537	82,153	42.78
MEXICO	18,000	17,000	-5.56	14,400	7,790	-45.9
SURINAME	207	358	72.95	810	1,880	132.1
VENEZUELA	83,161	51,000	-38.67	63,660	52,625	-17.33
ARGENTINA	0	4,162	-	0	2,980	-
BRAZIL	277,004	180,938	-34.68	224,214	136,289	-39.21
COLOMBIA	46,000	0	-100	28,830	0	-100
DOMINICAN REPUBLIC	335,408	480,232	43.18	222,004	325,153	46.46
DOMINICA	36,000	0	-100	9,000	0	-100
UNITED KINGDOM	23,000	10,625	-53.8	18,490	5,534	-70.07
NETHERLANDS	715,543	179,271	-74.95	505,134	126,582	-74.94
FRANCE	280,223	178,175	-36.42	246,603	159,431	-35.35
GERMANY, FED. REP. OF	346,795	56,999	-83.56	311,203	46,740	-84.98
AUSTRIA	46	0	-100	144	0	-100
BELGIUM	165,000	0	-100	151,995	0	-100
NORWAY	0	9,000	-	0	7,425	-
SWEDEN	13,714	6,098	-55.53	19,623	8,238	-58.02
ITALY	48,670	3	-99.99	47,939	260	-99.46
SPAIN	47,000	22,000	-53.19	27,390	16,840	-38.52
PORTUGAL	42,000	44,314	5.51	45,450	70,355	54.8
GREECE	145,697	111,996	-23.13	127,462	88,871	-30.28
POLAND	91,681	48,000	-47.64	58,408	28,025	-52.02
UKRAINE	0	17,584	-	0	9,204	-
CROATIA	0	13,565	-	0	10,961	-
RUSSIA FEDERATION	2,022	20,000	889.12	2,088	12,100	479.5
-BIJI PALA & BUNGANYA DAN K	4,573,403	4,963,287	8.53	15,208,595	13,734,836	-9.69
JAPAN	159,125	146,097	-8.19	1,082,420	1,024,715	-5.33
HONG KONG	9	19,674	218500	41	78,240	190729.27
KOREA, REPUBLIC OF	104,613	55,973	-46.5	143,657	112,823	-21.46
TAIWAN	0	22,937	-	0	28,479	-
CHINA	17,427	5,575	-68.01	8,749	8,920	1.95
THAILAND	52,496	49,227	-6.23	248,736	258,870	4.07
SINGAPORE	344,135	162,188	-52.87	1,753,667	887,165	-49.41
PHILIPPINES	9,611	20,266	110.86	26,147	70,458	169.47
MALAYSIA	205,621	156,428	-23.92	637,406	237,955	-62.67
MYANMAR (FORM. BURMA)	6,247	0	-100	21,106	0	-100
VIET NAM	1,535,145	2,613,823	70.27	2,557,967	4,047,545	58.23
MALDIVES	121	0	-100	163	0	-100
INDIA	214,919	197,062	-8.31	896,813	653,047	-27.18
PAKISTAN	68,999	43,827	-36.48	420,552	237,946	-43.42
BANGLADESH	34,398	59,656	73.43	176,224	380,130	115.71
AFGHANISTAN	8,000	0	-100	64,000	0	-100
SAUDI ARABIA	0	5,681	-	0	2,841	-
KUWAIT	0	1,555	-	0	5,450	-
JORDAN	0	5,916	-	0	7,357	-
LEBANON	0	13,499	-	0	58,675	-
UNITED ARAB EMIRATES	98,836	17,613	-82.18	195,444	46,368	-76.28
EGYPT	2,807	0	-100	6,953	0	-100
MOROCCO	29,049	37,332	28.51	98,524	173,498	76.1
GHANA	15,000	14,999	-0.01	78,750	81,750	3.81
NIGERIA	14,738	17,500	18.74	2,800	87,500	3025
BENIN	16,395	18,000	9.79	4,338	14,400	231.95
AUSTRALIA	23,214	65,270	181.17	100,927	268,162	165.7
UNITED STATES	294,681	228,289	-22.53	1,057,865	778,026	-26.45
CANADA	0	46,284	-	0	144,577	-
MEXICO	11,821	6,499	-45.02	8,827	6,524	-26.09
CHILE	14,168	0	-100	67,315	0	-100
ARGENTINA	121,600	82,047	-32.53	114,658	106,117	-7.45
BRAZIL	0	25,000	-	0	40,245	-
DOMINICAN REPUBLIC	8,487	9,767	15.08	28,950	21,494	-25.75
UNITED KINGDOM	1,250	0	-100	3,035	0	-100
NETHERLANDS	596,376	380,732	-36.16	2,436,154	1,670,852	-31.41
FRANCE	22,999	3,400	-85.22	177,680	32,379	-81.78
GERMANY, FED. REP. OF	138,500	170,998	23.46	753,450	850,525	12.88
AUSTRIA	16	0	-100	53	0	-100
BELGIUM	209,325	92,674	-55.73	1,226,300	465,503	-62.04
ITALY	94,627	55,000	-41.88	438,473	364,950	-16.77
SPAIN	44,999	57,000	26.67	222,520	280,159	25.9
PORTUGAL	0	14,500	-	0	53,938	-
UKRAINE	13,500	0	-100	41,145	0	-100
RUSSIA FEDERATION	40,149	40,999	2.12	106,786	147,253	37.9
-PANILI	37,955	31,751	-16.35	492,999	374,474	-24.04
JAPAN	1	0	-100	470	0	-100

TABEL 5. PERKEMBANGAN EKSPOR INDONESIA MENURUT KOMODITI DAN NEGARA TUJUAN

JENIS BARANG	BERAT BERSIH (KG)		PERUB %	NILAI FOB (US \$)		PERUB %
	JAN-MAR 2008	JAN-MAR 2009		JAN-MAR 2008	JAN-MAR 2009	
(1)	(2)	(3)	(4)	(5)	(6)	(7)
HONG KONG	155	25	-83.87	1,580	622	-60.63
CHINA	950	1,401	47.47	22,704	17,000	-25.12
SINGAPORE	50	468	836	143	1,355	847.55
MALAYSIA	1,350	27	-98	4,899	1,191	-75.69
AUSTRALIA	202	403	99.5	4,408	8,155	85
UNITED STATES	19,623	9,126	-53.49	151,901	135,543	-10.77
DOMINICA	120	0	-100	3,600	0	-100
UNITED KINGDOM	957	300	-68.65	21,728	6,606	-69.6
NETHERLANDS	10,000	20,000	100	205,000	204,000	-0.49
GERMANY, FED. REP. OF	4,547	1	-99.98	76,566	2	-100
-LAINNYA	4,230,488	3,176,180	-24.92	5,408,065	4,857,485	-10.18
JAPAN	98,333	132,863	35.12	163,195	250,239	53.34
HONG KONG	6,385	12,934	102.57	51,494	74,594	44.86
KOREA, REPUBLIC OF	152	1,527	904.61	498	5,196	943.37
TAIWAN	28,090	65,789	134.21	75,042	157,472	109.85
CHINA	89,809	0	-100	16,040	0	-100
THAILAND	19,197	13,782	-28.21	57,576	68,343	18.7
SINGAPORE	390,921	303,360	-22.4	815,932	126,155	-84.54
PHILIPPINES	5,981	122	-97.96	10,655	384	-96.4
MALAYSIA	853,557	385,808	-54.8	616,479	498,327	-19.17
MYANMAR (FORM. BURMA)	6,738	0	-100	22,763	0	-100
BRUNEI DARUSSALAM	8,137	0	-100	12,214	0	-100
NEPAL	12,042	0	-100	12,100	0	-100
VIET NAM	676,967	545,669	-19.4	707,241	478,791	-32.3
MALDIVES	21	0	-100	86	0	-100
INDIA	735,099	834,944	13.58	1,125,161	975,098	-13.34
PAKISTAN	278,320	17,870	-93.58	74,221	36,503	-50.82
BANGLADESH	48,917	10,000	-79.56	65,022	20,000	-69.24
SAUDI ARABIA	202,442	301,353	48.86	329,378	666,888	102.47
ISRAEL	10,000	0	-100	2,300	0	-100
KUWAIT	0	6,492	-	0	22,753	-
JORDAN	13,851	32,683	135.96	15,164	10,859	-28.39
YEMEN	12,000	0	-100	34,325	0	-100
SYRIA ARAB REPUBLIC	89,050	84,564	-5.04	20,270	32,148	58.6
UNITED ARAB EMIRATES	225,665	83,197	-63.13	160,609	82,307	-48.75
BAHRAIN	8,000	0	-100	1,200	0	-100
EGYPT	69,700	23,832	-65.81	101,929	20,466	-79.92
MOROCCO	0	4,767	-	0	17,400	-
TOGO	143	0	-100	1,351	0	-100
SOUTH AFRICA	28,520	0	-100	8,458	0	-100
AUSTRALIA	18,411	12,929	-29.78	70,954	49,928	-29.63
NEW ZEALAND	0	85	-	0	972	-
UNITED STATES	104,486	82,572	-20.97	408,383	354,821	-13.12
CANADA	9,385	141	-98.5	5,717	464	-91.88
MEXICO	4,178	2,214	-47.01	3,120	2,223	-28.75
ARGENTINA	0	551	-	0	1,647	-
BRAZIL	11,101	15,996	44.1	56,594	88,732	56.79
UNITED KINGDOM	10,417	100	-99.04	10,044	90	-99.1
NETHERLANDS	81,609	90,007	10.29	121,596	122,203	0.5
FRANCE	24,999	97,572	290.3	192,990	681,798	253.28
GERMANY, FED. REP. OF	13,693	2,249	-83.58	11,728	4,214	-64.07
AUSTRIA	143	0	-100	453	0	-100
BELGIUM	24,750	0	-100	19,625	0	-100
SWITZERLAND	0	94	-	0	678	-
ITALY	85	0	-100	254	0	-100
PORTUGAL	1,441	0	-100	3,013	0	-100
GREECE	3	0	-100	9	0	-100
POLAND	7,750	0	-100	2,882	0	-100
UKRAINE	0	10,114	-	0	5,792	-
TEBAKAU	6,344,329	10,472,420	65.07	17,214,619	29,384,195	70.69
JAPAN	0	20,000	-	0	40,000	-
KOREA, REPUBLIC OF	0	97,200	-	0	68,040	-
TAIWAN	0	207,000	-	0	4,910	-
CHINA	5,760	22,000	281.94	6,182	454,740	7255.87
SINGAPORE	0	251,973	-	0	1,146,091	-
PHILIPPINES	1,031,396	306,767	-70.26	2,394,275	532,891	-77.74
MALAYSIA	589,440	799,131	35.57	1,826,300	3,048,254	66.91
CAMBODIA	0	57,600	-	0	8,064	-
VIET NAM	323,508	9,999	-96.91	270,270	10,250	-96.21
SRI LANKA	60,686	41,903	-30.95	1,335,231	839,863	-37.1
YEMEN	9	0	-100	60	0	-100
UNITED ARAB EMIRATES	39,600	0	-100	95,040	0	-100
EGYPT	20,000	1,245,803	6129.02	31,525	2,933,024	9203.8
MOROCCO	0	71,280	-	0	74,844	-
TUNISIA	0	119,800	-	0	322,670	-
ALGERIA	0	90,000	-	0	72,000	-

TABEL 5. PERKEMBANGAN EKSPOR INDONESIA MENURUT KOMODITI DAN NEGARA TUJUAN

JENIS BARANG	BERAT BERSIH (KG)		PERUB %	NILAI FOB (US \$)		PERUB %
	JAN-MAR 2008	JAN-MAR 2009		JAN-MAR 2008	JAN-MAR 2009	
(1)	(2)	(3)	(4)	(5)	(6)	(7)
CAMEROON	0	34,560	-	0	13,133	-
SENEGAL	0	40,014	-	0	62,022	-
MAURITANIA	0	20,000	-	0	75,600	-
SOUTH AFRICA	29,500	436,971	1381.26	33,800	1,606,262	4652.25
AUSTRALIA	76,800	161,890	110.79	449,280	325,500	-27.55
UNITED STATES	611,610	1,195,538	95.47	537,411	1,761,889	227.85
HONDURAS	77,610	9,000	-88.4	301,729	91,800	-69.58
NICARAGUA	126,821	59,907	-52.76	386,391	507,179	31.26
PARAGUAY	0	80,000	-	0	101,600	-
DOMINICAN REPUBLIC	101,152	18,171	-82.04	852,053	36,342	-95.73
EL SALVADOR	0	9,000	-	0	71,211	-
UNITED KINGDOM	231,660	0	-100	393,822	0	-100
NETHERLANDS	179,178	1,030,974	475.39	479,954	3,013,660	527.91
FRANCE	63,359	553,555	773.68	76,824	1,444,225	1779.91
GERMANY, FED. REP. OF	159,006	470,750	196.06	2,173,019	3,108,416	43.05
BELGIUM	706,220	1,532,081	116.94	3,799,972	4,598,937	21.03
DENMARK	0	177,715	-	0	565,170	-
ITALY	72,354	603,855	734.58	166,147	1,528,220	819.8
SPAIN	122,280	33,999	-72.2	240,642	321,951	33.79
GREECE	0	15,000	-	0	600	-
POLAND	0	60,000	-	0	97,000	-
UKRAINE	133,920	118,779	-11.31	171,416	191,501	11.72
RUSSIA FEDERATION	1,582,460	470,205	-70.29	1,193,276	306,336	-74.33
BIJI COKLAT	73,554,962	80,877,487	9.96	145,120,129	182,770,325	25.94
JAPAN	30,500	0	-100	104,355	0	-100
KOREA, REPUBLIC OF	3	0	-100	17	0	-100
TAIWAN	1,258	0	-100	2,387	0	-100
CHINA	5,229,538	2,324,585	-55.55	10,153,996	5,019,191	-50.57
THAILAND	1,875,992	1,681,000	-10.39	2,992,088	3,815,475	27.52
SINGAPORE	9,455,058	10,749,343	13.69	19,307,274	25,206,247	30.55
MALAYSIA	49,226,391	35,387,731	-28.11	97,626,905	81,318,171	-16.71
INDIA	150,000	500,000	233.33	244,975	990,960	304.51
UNITED ARAB EMIRATES	1	0	-100	1	0	-100
SUDAN	0	75,000	-	0	180,450	-
UNITED STATES	3,268,616	22,871,389	599.73	6,965,637	49,772,637	614.55
CANADA	1,500,000	0	-100	2,601,342	0	-100
BRAZIL	2,717,590	5,967,323	119.58	4,887,160	13,189,394	169.88
COSTA RICA	0	16,000	-	0	14,310	-
NETHERLANDS	37,506	1,040,116	2673.2	84,145	2,377,082	2724.98
FRANCE	5	0	-100	11	0	-100
GERMANY, FED. REP. OF	62,500	265,000	324	149,825	886,408	491.63
DENMARK	4	0	-100	11	0	-100
-IKAN TONGKOL/TUNA	14,423,714	15,193,353	5.34	34,392,757	33,106,381	-3.74
JAPAN	3,794,955	4,233,552	11.56	15,961,387	16,281,169	2
HONG KONG	410,622	221,032	-46.17	596,923	446,960	-25.12
KOREA, REPUBLIC OF	785,578	124,063	-84.21	1,267,628	168,646	-86.7
TAIWAN	438,627	757,534	72.71	1,134,428	1,372,629	21
CHINA	366,809	653,800	78.24	201,724	429,580	112.95
THAILAND	3,387,544	5,088,478	50.21	3,940,917	3,952,647	0.3
SINGAPORE	330,293	384,085	16.29	675,188	745,846	10.46
PHILIPPINES	290,446	24,909	-91.42	188,048	20,726	-88.98
MALAYSIA	278,845	190,625	-31.64	631,676	201,820	-68.05
VIET NAM	2,239,848	1,122,725	-49.87	2,444,140	1,835,125	-24.92
SRI LANKA	70,304	35,369	-49.69	104,684	44,150	-57.83
IRAN (ISLAMIC REPUBLIC OF)	0	103,006	-	0	128,757	-
ISRAEL	58,440	103,870	77.74	58,440	120,820	106.74
KUWAIT	152	1,799	1083.55	1,140	6,610	479.82
JORDAN	313	300	-4.15	3,510	3,510	0
LEBANON	330	5,821	1663.94	2,706	13,195	387.62
OMAN	52,000	0	-100	57,450	0	-100
UNITED ARAB EMIRATES	4,744	6,909	45.64	33,071	53,611	62.11
EGYPT	150,249	339,000	125.63	121,758	266,246	118.67
LIBYAN ARAB JAMAHIRIYA	0	99,000	-	0	420,750	-
TUNISIA	0	210,125	-	0	216,575	-
REUNION	12,000	0	-100	54,960	0	-100
SOUTH AFRICA	130,000	7	-99.99	184,600	10	-99.99
MAURITIUS	59,690	0	-100	124,378	0	-100
AUSTRALIA	48,033	34,463	-28.25	171,807	33,331	-80.6
NEW ZEALAND	27,000	18,500	-31.48	97,000	17,650	-81.8
EAST TIMOR	0	3,588	-	0	6,341	-
UNITED STATES	1,068,658	1,293,481	21.04	4,977,430	5,842,796	17.39
CANADA	35,487	5,479	-84.56	279,778	13,358	-95.23
MEXICO	64,550	0	-100	523,024	0	-100
PERU	0	25,005	-	0	37,508	-
UNITED KINGDOM	4,824	11	-99.77	35,720	22	-99.94
NETHERLANDS	118,285	23,519	-80.12	88,582	52,638	-40.58

TABEL 5. PERKEMBANGAN EKSPOR INDONESIA MENURUT KOMODITI DAN NEGARA TUJUAN

JENIS BARANG	BERAT BERSIH (KG)		PERUB	NILAI FOB (US \$)		PERUB
	JAN-MAR 2008	JAN-MAR 2009	%	JAN-MAR 2008	JAN-MAR 2009	%
(1)	(2)	(3)	(4)	(5)	(6)	(7)
GERMANY, FED. REP. OF	17,280	0	-100	131,160	0	-100
BELGIUM	19,360	60,549	212.75	58,800	298,480	407.62
ITALY	130,946	0	-100	217,698	0	-100
RUSSIA FEDERATION	27,502	22,749	-17.28	23,002	74,875	225.52
-UBUR-UBUR	2,943,770	1,070,359	-63.64	4,810,102	2,326,268	-51.64
JAPAN	642,261	359,770	-43.98	1,606,828	807,925	-49.72
HONG KONG	31,085	32,563	4.75	85,043	148,994	75.2
KOREA, REPUBLIC OF	335,361	196,419	-41.43	650,051	323,269	-50.27
TAIWAN	150,698	111,598	-25.95	266,787	171,501	-35.72
CHINA	61,159	41,366	-32.36	12,964	71,656	452.73
MACAU	319	0	-100	796	0	-100
THAILAND	44,928	0	-100	34,671	0	-100
SINGAPORE	44,215	6,976	-84.22	38,436	17,036	-55.68
MALAYSIA	144,688	4,622	-96.81	98,661	16,328	-83.45
VIET NAM	625,312	19,525	-96.88	400,643	82,786	-79.34
IRAN (ISLAMIC REPUBLIC OF)	369	2	-99.46	1,292	31	-97.6
ISRAEL	4,521	141	-96.88	9,266	60	-99.35
KUWAIT	1,085	0	-100	1,292	0	-100
JORDAN	546	0	-100	1,169	0	-100
LEBANON	133	0	-100	659	0	-100
TURKEY	1,125	0	-100	1,798	0	-100
UNITED ARAB EMIRATES	439	197	-55.13	304	76	-75
CYPRUS	38	0	-100	378	0	-100
SOUTH AFRICA	49,245	59,661	21.15	147,811	199,853	35.21
AUSTRALIA	3,869	3,539	-8.53	15,457	13,485	-12.76
NEW ZEALAND	189	98	-48.15	464	83	-82.11
UNITED STATES	366,291	55,697	-84.79	745,012	124,510	-83.29
CANADA	89,057	110,081	23.61	174,222	261,140	49.89
VENEZUELA	63	0	-100	70	0	-100
BRAZIL	2,009	0	-100	1,152	0	-100
PERU	314	0	-100	722	0	-100
UNITED KINGDOM	50,813	9,144	-82	75,949	5,220	-93.13
NETHERLANDS	38,482	5,791	-84.95	67,562	2,899	-95.71
FRANCE	102,273	11,529	-88.73	139,173	8,594	-93.82
GERMANY, FED. REP. OF	49,707	13,746	-72.35	60,451	12,783	-78.85
AUSTRIA	2,865	244	-91.48	6,045	1,050	-82.63
BELGIUM	32,764	24,064	-26.55	75,496	48,821	-35.33
SWITZERLAND	1,369	218	-84.08	1,912	632	-66.95
DENMARK	4,213	99	-97.65	2,242	239	-89.34
NORWAY	270	0	-100	516	0	-100
SWEDEN	3,891	113	-97.1	4,989	192	-96.15
FINLAND	0	31	-	0	84	-
ITALY	32,596	1,304	-96	50,291	5,575	-88.91
SPAIN	2,415	0	-100	2,312	0	-100
PORTUGAL	1,582	0	-100	1,265	0	-100
GREECE	1,199	159	-86.74	2,319	143	-93.83
HUNGARY	1,770	0	-100	3,103	0	-100
POLAND	1,741	469	-73.06	1,644	535	-67.46
ROMANIA	410	0	-100	856	0	-100
UKRAINE	259	0	-100	459	0	-100
LITHUANIA	1,798	0	-100	2,207	0	-100
ESTONIA	535	0	-100	669	0	-100
CROATIA	108	0	-100	1,335	0	-100
MALTA	11	0	-100	99	0	-100
CZECH REPUBLIC	1,569	945	-39.77	2,824	579	-79.5
RUSSIA FEDERATION	11,811	248	-97.9	10,436	189	-98.19
-KEPITING, KERANG-KERANGAI	13,896,646	10,655,047	-23.33	39,191,289	31,194,947	-20.4
JAPAN	270,534	230,135	-14.93	1,014,928	1,170,760	15.35
HONG KONG	1,062,756	336,027	-68.38	3,286,043	956,926	-70.88
KOREA, REPUBLIC OF	794,560	492,612	-38	1,725,558	1,549,336	-10.21
TAIWAN	465,584	1,418,778	204.73	434,644	2,668,341	513.91
CHINA	366,416	1,247,075	240.34	342,286	1,048,588	206.35
MACAU	1,426	4,368	206.31	1,426	4,672	227.63
THAILAND	306,995	323,055	5.23	599,911	257,860	-57.02
SINGAPORE	724,596	729,075	0.62	1,602,751	2,003,258	24.99
PHILIPPINES	632	260	-58.86	29,633	11,415	-61.48
MALAYSIA	1,179,965	831,437	-29.54	2,381,034	1,138,797	-52.17
VIET NAM	3,876,899	639,524	-83.5	2,257,719	522,780	-76.84
INDIA	359,294	79,421	-77.9	753,665	75,821	-89.94
LEBANON	0	20,007	-	0	64,724	-
TURKEY	19,980	0	-100	29,970	0	-100
CYPRUS	27,394	84,954	210.12	57,524	254,273	342.03
EGYPT	25,048	25,000	-0.19	36,701	51,935	41.51
GAMBIA	31,680	0	-100	30,096	0	-100
SOUTH AFRICA	7,105	9,083	27.84	19,600	12,070	-38.42
MAURITIUS	21,124	63,980	202.88	51,992	135,605	160.82

TABEL 5. PERKEMBANGAN EKSPOR INDONESIA MENURUT KOMODITI DAN NEGARA TUJUAN

JENIS BARANG	BERAT BERSIH (KG)		PERUB %	NILAI FOB (US \$)		PERUB %
	JAN-MAR 2008	JAN-MAR 2009		JAN-MAR 2008	JAN-MAR 2009	
(1)	(2)	(3)	(4)	(5)	(6)	(7)
AUSTRALIA	42,184	124,647	195.48	272,172	480,301	76.47
NEW ZEALAND	45	0	-100	222	0	-100
UNITED STATES	1,815,456	1,632,691	-10.07	17,330,202	12,268,745	-29.21
CANADA	87,640	104,222	18.92	543,025	273,405	-49.65
MEXICO	94,886	133,984	41.21	249,505	246,443	-1.23
PANAMA	20,003	60,217	201.04	58,585	206,174	251.92
PUERTO RICO	40,006	284,865	612.06	119,144	1,018,558	754.9
MARTINIQUE	10,431	0	-100	24,248	0	-100
UNITED KINGDOM	2,057	10,594	415.02	2,770	133,434	4717.11
NETHERLANDS	93,447	29,514	-68.42	601,467	200,713	-66.63
FRANCE	24,106	17,168	-28.78	38,512	35,831	-6.96
GERMANY, FED. REP. OF	8,772	38,182	335.27	21,843	90,397	313.85
AUSTRIA	175	0	-100	300	0	-100
BELGIUM	27,316	43,852	60.54	87,149	164,266	88.49
SWITZERLAND	132	3,896	2851.52	79	11,929	15000
DENMARK	15	0	-100	15	0	-100
SWEDEN	43	0	-100	250	0	-100
ITALY	1,552,866	1,484,697	-4.39	3,810,297	3,771,586	-1.02
SPAIN	202,160	48,110	-76.2	534,125	109,970	-79.41
PORTUGAL	165,444	80,464	-51.36	437,851	191,215	-56.33
GREECE	142,683	0	-100	343,593	0	-100
MALTA	9,602	23,153	141.13	23,775	64,819	172.64
RUSSIA FEDERATION	15,189	0	-100	36,679	0	-100
-BEKICOT	742,812	617,501	-16.87	1,718,472	1,599,638	-6.92
HONG KONG	85,294	194,843	128.44	515,563	973,515	88.83
KOREA, REPUBLIC OF	8,699	24,810	185.21	23,523	67,780	188.14
TAIWAN	390,784	303,908	-22.23	492,440	347,209	-29.49
CHINA	1,530	0	-100	6,120	0	-100
MACAU	1,380	920	-33.33	1,380	920	-33.33
SINGAPORE	19,023	41,734	119.39	47,501	103,887	118.7
MALAYSIA	7,621	17,453	129.01	4,046	12,525	209.57
SOUTH AFRICA	47,010	10,080	-78.56	125,253	32,025	-74.43
AUSTRALIA	0	42	-	0	127	-
UNITED STATES	9,137	0	-100	26,237	0	-100
CANADA	91,771	23,711	-74.16	197,055	61,650	-68.71
MEXICO	9,569	0	-100	24,700	0	-100
FRANCE	46,996	0	-100	167,954	0	-100
BELGIUM	23,998	0	-100	86,700	0	-100
-IKAN LAINNYA	42,877,715	65,719,127	53.27	64,854,277	74,744,949	15.25
JAPAN	2,769,249	2,758,401	-0.39	9,990,409	10,094,724	1.04
HONG KONG	3,467,039	3,341,854	-3.61	9,352,751	12,549,274	34.18
KOREA, REPUBLIC OF	1,761,256	2,082,610	18.25	3,193,754	3,367,527	5.44
TAIWAN	4,088,841	1,799,812	-55.98	2,651,353	2,801,713	5.67
CHINA	1,541,474	19,618,449	1172.71	2,434,523	6,972,798	186.41
MACAU	2,378	1,245	-47.65	4,720	2,216	-53.05
THAILAND	3,618,527	10,934,184	202.17	4,384,435	6,275,888	43.14
SINGAPORE	7,834,672	6,465,238	-17.48	9,869,649	9,187,866	-6.91
PHILIPPINES	1,627,907	589,010	-63.82	619,542	750,386	21.12
MALAYSIA	7,638,834	8,069,600	5.64	7,074,288	7,895,293	11.61
CAMBODIA	0	406	-	0	2,712	-
BRUNEI DARUSSALAM	75	12,708	16844	5,330	35,781	571.31
VIET NAM	3,567,100	4,950,600	38.79	3,194,502	3,374,873	5.65
INDIA	28,117	0	-100	45,233	0	-100
PAKISTAN	8	104	1200	15	443	2853.33
BANGLADESH	0	15,610	-	0	4,671	-
SRI LANKA	0	44,201	-	0	40,787	-
IRAN (ISLAMIC REPUBLIC OF)	1,809	34,875	1827.86	115,314	53,586	-53.53
SAUDI ARABIA	173,216	62,653	-63.83	320,561	49,526	-84.55
ISRAEL	102,908	157,259	52.82	233,136	386,332	65.71
KUWAIT	1,168	948	-18.84	2,048	4,514	120.41
JORDAN	1,737	2,336	34.48	5,297	5,055	-4.57
LEBANON	70,233	671	-99.04	63,108	376	-99.4
SYRIA ARAB REPUBLIC	3,815	5,576	46.16	5,924	7,330	23.73
TURKEY	29	194	568.97	400	1,750	337.5
UNITED ARAB EMIRATES	168,236	35,136	-79.12	322,789	69,136	-78.58
QATAR	1,500	69	-95.4	12,742	1,238	-90.28
BAHRAIN	65	24	-63.08	353	212	-39.94
CYPRUS	842	569	-32.42	6,093	1,362	-77.65
EGYPT	83,780	479,666	472.53	68,610	368,708	437.4
MOROCCO	108	160	48.15	445	320	-28.09
TUNISIA	0	372,364	-	0	377,230	-
ALGERIA	26,270	47,847	82.14	56,481	53,785	-4.77
NAMIBIA	0	35,700	-	0	35,000	-
MOZAMBIQUE	121,415	182,091	49.97	143,608	228,840	59.35
TOGO	31,310	0	-100	36,764	0	-100
GHANA	803,500	126,000	-84.32	683,800	116,000	-83.04

TABEL 5. PERKEMBANGAN EKSPOR INDONESIA MENURUT KOMODITI DAN NEGARA TUJUAN

JENIS BARANG	BERAT BERSIH (KG)		PERUB	NILAI FOB (US \$)		PERUB
	JAN-MAR 2008	JAN-MAR 2009	%	JAN-MAR 2008	JAN-MAR 2009	%
(1)	(2)	(3)	(4)	(5)	(6)	(7)
ANGOLA	0	120,248	-	0	123,500	-
BENIN	15,500	0	-100	18,200	0	-100
SOUTH AFRICA	23,364	3,933	-83.17	37,111	6,099	-83.57
MAURITIUS	132,123	119,807	-9.32	166,233	207,031	24.54
AUSTRALIA	392,857	429,449	9.31	1,107,728	809,504	-26.92
NEW ZEALAND	23,622	16,621	-29.64	17,194	61,715	258.93
AMERICAN SAMOA	18,695	62,389	233.72	19,324	59,796	209.44
FIJI	18,595	0	-100	18,230	0	-100
SAMOA	185,991	148,280	-20.28	193,293	146,110	-24.41
TONGA	18,595	0	-100	20,326	0	-100
UNITED STATES	1,063,286	1,008,967	-5.11	4,497,986	3,624,491	-19.42
CANADA	29,279	25,052	-14.44	164,643	68,411	-58.45
MEXICO	175,874	206,223	17.26	630,971	1,061,119	68.17
GUATEMALA	0	16,234	-	0	25,093	-
PANAMA	50,749	161,188	217.62	86,500	192,007	121.97
VENEZUELA	217	126	-41.94	1,228	207	-83.14
ARGENTINA	284	300	5.63	3,840	1,015	-73.57
BRAZIL	969	0	-100	711	0	-100
URUGUAY	0	52,894	-	0	66,118	-
PARAGUAY	300	0	-100	2,233	0	-100
PERU	289	399	38.06	1,023	559	-45.36
PUERTO RICO	95,555	117,328	22.79	502,056	579,042	15.33
DOMINICAN REPUBLIC	30,241	70,448	132.96	103,110	126,419	22.61
FRENCH POLYNESIA	27,600	56,000	102.9	16,400	38,080	132.2
MARTINIQUE	8,838	0	-100	20,546	0	-100
UNITED KINGDOM	122,439	116,263	-5.04	266,625	250,892	-5.9
NETHERLANDS	173,559	175,760	1.27	249,933	349,745	39.94
FRANCE	80,187	153,124	90.96	176,736	370,296	109.52
GERMANY, FED. REP. OF	25,803	53,809	108.54	145,234	286,968	97.59
AUSTRIA	936	14,938	1495.94	4,979	40,624	715.91
BELGIUM	150,258	83,662	-44.32	435,505	208,700	-52.08
SWITZERLAND	2,282	6,401	180.5	13,338	43,078	222.97
DENMARK	28,484	10,091	-64.57	36,332	26,417	-27.29
NORWAY	1,802	2,824	56.71	3,467	3,591	3.58
SWEDEN	4,173	3,965	-4.98	39,841	41,217	3.45
FINLAND	0	88	-	0	166	-
IRELAND	105	505	380.95	322	1,280	297.52
ITALY	94,702	123,338	30.24	302,437	335,889	11.06
SPAIN	82,319	10,288	-87.5	195,903	36,469	-81.38
PORTUGAL	2,730	880	-67.77	6,620	599	-90.95
GREECE	13,957	3,154	-77.4	16,809	14,130	-15.94
DEMOCRATIC REPUBLIC OF THE	173,146	31,000	-82.1	185,909	39,000	-79.02
HUNGARY	2,348	1,252	-46.68	4,680	3,121	-33.31
POLAND	10,090	10,230	1.39	54,709	65,152	19.09
ROMANIA	0	1,891	-	0	1,608	-
YUGOSLAVIA	0	301	-	0	166	-
UKRAINE	1,251	462	-63.07	1,517	1,438	-5.21
LITHUANIA	189	234	23.81	709	300	-57.69
ESTONIA	18,524	0	-100	104,201	0	-100
GEORGIA	387	0	-100	339	0	-100
CROATIA	79	0	-100	1,451	0	-100
MALTA	172	0	-100	1,456	0	-100
SLOVAKIA	0	540	-	0	2,970	-
SLOVENIA	250	0	-100	3,345	0	-100
CZECH REPUBLIC	4,904	6,963	41.99	32,145	52,442	63.14
RUSSIA FEDERATION	32,398	63,108	94.79	42,872	255,123	495.08
-BIJI BUNGA	13,392	694	-94.82	701,944	535,178	-23.76
SINGAPORE	105	32	-69.52	180,295	86,740	-51.89
MALAYSIA	0	510	-	0	408	-
INDIA	13,000	0	-100	10,400	0	-100
UNITED KINGDOM	31	17	-45.16	79,471	71,474	-10.06
NETHERLANDS	166	129	-22.29	389,256	345,712	-11.19
FRANCE	82	0	-100	4,675	0	-100
DENMARK	8	6	-25	37,847	30,844	-18.5
-BIJI KAPAS	511,500	152,300	-70.22	139,176	28,585	-79.46
JAPAN	285,000	100,000	-64.91	74,325	14,410	-80.61
TAIWAN	226,500	52,300	-76.91	64,851	14,175	-78.14
-BIJI LAINNYA	11,302,995	40,412,761	257.54	4,643,107	3,967,077	-14.56
JAPAN	347,171	9,200,460	2550.12	462,583	439,082	-5.08
HONG KONG	419,500	166,153	-60.39	566,516	276,099	-51.26
KOREA, REPUBLIC OF	135,690	24,456	-81.98	111,593	53,342	-52.2
TAIWAN	157,199	17,585	-88.81	177,369	23,214	-86.91
CHINA	774,131	369,100	-52.32	749,526	281,026	-62.51
THAILAND	822,224	2,254,278	174.17	682,745	439,366	-35.65
SINGAPORE	204,949	143,250	-30.1	179,606	120,342	-33

TABEL 5. PERKEMBANGAN EKSPOR INDONESIA MENURUT KOMODITI DAN NEGARA TUJUAN

JENIS BARANG	BERAT BERSIH (KG)		PERUB	NILAI FOB (US \$)		PERUB
	JAN-MAR 2008	JAN-MAR 2009	%	JAN-MAR 2008	JAN-MAR 2009	%
(1)	(2)	(3)	(4)	(5)	(6)	(7)
PHILIPPINES	151,051	19,139	-87.33	174,844	12,047	-93.11
MALAYSIA	775,056	366,306	-52.74	616,638	418,340	-32.16
BRUNEI DARUSSALAM	4,527	4,479	-1.06	7,489	11,919	59.15
VIET NAM	173,846	492	-99.72	233,459	46,912	-79.91
INDIA	217,756	9,593	-95.59	193,755	235,575	21.58
PAKISTAN	21,362	867	-95.94	28,042	1,363	-95.14
SAUDI ARABIA	0	1,530	-	0	1,877	-
CAMEROON	208	216	3.85	66,825	6,030	-90.98
AUSTRALIA	7,200	15,505	115.35	17,480	29,632	69.52
EAST TIMOR	0	35,253	-	0	29,655	-
UNITED STATES	52,027	18,450	-64.54	82,463	2,768	-96.64
COLOMBIA	0	2,400	-	0	240,000	-
UNITED KINGDOM	0	7,200	-	0	20,757	-
NETHERLANDS	11,776	1,480	-87.43	32,671	6,275	-80.79
GERMANY, FED. REP. OF	0	1	-	0	4	-
ITALY	7,027,322	27,754,478	294.95	259,503	1,248,952	381.29
DEMOCRATIC REPUBLIC OF THE	0	90	-	0	22,500	-
BULU BEBEK	11,000	11,000	0	9,666	8,559	-11.45
TAIWAN	11,000	11,000	0	9,666	8,559	-11.45
DAMAR DAN GETAH DAMAR	8,291,732	7,286,163	-12.13	6,076,405	6,230,433	2.53
JAPAN	264,000	55,200	-79.09	192,690	47,760	-75.21
KOREA, REPUBLIC OF	748,799	326,400	-56.41	530,340	266,880	-49.68
TAIWAN	883,294	96,000	-89.13	654,432	81,408	-87.56
CHINA	76,800	268,800	250	56,640	236,160	316.95
THAILAND	57,600	19,200	-66.67	42,240	15,360	-63.64
SINGAPORE	22,000	9,862	-55.17	16,610	23,370	40.7
PHILIPPINES	38,400	115,200	200	26,976	94,080	248.75
MALAYSIA	38,400	57,600	50	29,760	46,080	54.84
INDIA	1,939,197	2,877,519	48.39	1,382,984	2,368,294	71.25
PAKISTAN	595,200	1,036,800	74.19	430,617	829,440	92.62
BANGLADESH	76,800	384,000	400	56,832	314,880	454.05
JORDAN	0	64,000	-	0	60,130	-
SYRIA ARAB REPUBLIC	48,000	0	-100	45,125	0	-100
TURKEY	19,200	96,000	400	14,400	78,720	446.67
UNITED ARAB EMIRATES	19,218	20,782	8.14	14,798	19,120	29.21
NIGERIA	19,200	115,200	500	13,440	92,160	585.71
SOUTH AFRICA	57,600	0	-100	44,928	0	-100
AUSTRALIA	16,000	0	-100	23,179	0	-100
NEW ZEALAND	19,200	0	-100	14,400	0	-100
UNITED STATES	24,000	0	-100	28,200	0	-100
MEXICO	0	40,000	-	0	47,000	-
COLOMBIA	96,000	19,200	-80	69,120	15,360	-77.78
ECUADOR	38,400	0	-100	29,376	0	-100
NETHERLANDS	595,200	650,400	9.27	431,040	640,128	48.51
FRANCE	345,599	0	-100	248,160	0	-100
GERMANY, FED. REP. OF	928,800	458,000	-50.69	720,886	490,135	-32.01
BELGIUM	192,000	192,000	0	134,400	153,600	14.29
FINLAND	192,000	57,600	-70	139,200	46,080	-66.9
ITALY	19,200	0	-100	14,400	0	-100
SPAIN	76,825	307,200	299.87	54,720	247,680	352.63
PORTUGAL	595,200	0	-100	430,368	0	-100
POLAND	172,800	0	-100	126,720	0	-100
ROMANIA	19,200	19,200	0	14,976	16,608	10.9
LATVIA	19,200	0	-100	13,536	0	-100
RUSSIA FEDERATION	38,400	0	-100	30,912	0	-100
KOPAL DAN LAIN-LAIN	7,514,734	6,888,731	-8.33	5,923,985	5,077,225	-14.29
JAPAN	110,438	194,965	76.54	176,106	361,336	105.18
HONG KONG	200	27,975	13887.5	200	46,199	22999.5
KOREA, REPUBLIC OF	15,128	20,000	32.21	25,380	45,306	78.51
TAIWAN	35,000	56,330	60.94	66,030	101,871	54.28
CHINA	166,250	145,549	-12.45	237,799	540,492	127.29
THAILAND	6,400	59,963	836.92	22,497	116,479	417.75
SINGAPORE	558,003	297,317	-46.72	896,077	542,990	-39.4
PHILIPPINES	0	15,079	-	0	27,280	-
MALAYSIA	103,879	141,983	36.68	174,750	176,755	1.15
NEPAL	0	36,000	-	0	5,200	-
VIET NAM	51,008	78,746	54.38	112,811	98,674	-12.53
INDIA	3,294,694	3,788,291	14.98	1,798,559	1,567,988	-12.82
PAKISTAN	219,250	444,579	102.77	157,904	265,890	68.39
BANGLADESH	1,039,875	716,100	-31.14	304,823	241,722	-20.7
SRI LANKA	144,740	178,212	23.13	49,440	48,752	-1.39
SAUDI ARABIA	95,890	157,669	64.43	34,640	109,090	214.92
JORDAN	2,264	0	-100	2,479	0	-100
YEMEN	39,990	19,979	-50.04	28,200	14,484	-48.64
SYRIA ARAB REPUBLIC	32,000	33,279	4	19,520	45,136	131.23

TABEL 5. PERKEMBANGAN EKSPOR INDONESIA MENURUT KOMODITI DAN NEGARA TUJUAN

JENIS BARANG	BERAT BERSIH (KG)		PERUB	NILAI FOB (US \$)		PERUB
	JAN-MAR 2008	JAN-MAR 2009	%	JAN-MAR 2008	JAN-MAR 2009	%
(1)	(2)	(3)	(4)	(5)	(6)	(7)
TURKEY	19,200	0	-100	14,400	0	-100
UNITED ARAB EMIRATES	484,002	122,720	-74.64	375,354	102,905	-72.58
BAHRAIN	0	100	-	0	5,000	-
EGYPT	141,201	48,000	-66.01	291,433	97,200	-66.65
LIBYAN ARAB JAMAHIRIYA	32,004	0	-100	25,369	0	-100
TUNISIA	35,340	0	-100	25,456	0	-100
SUDAN	29,000	58,999	103.44	23,200	37,370	61.08
SOMALIA	18,990	0	-100	9,495	0	-100
NIGER	21,000	20,800	-0.95	14,910	14,560	-2.35
NEW ZEALAND	63	0	-100	337	0	-100
UNITED STATES	60,049	15,025	-74.98	111,971	11,835	-89.43
MEXICO	0	59	-	0	810	-
SURINAME	1,662	0	-100	6,500	0	-100
FRENCH POLYNESIA	0	389	-	0	397	-
UNITED KINGDOM	4	25,000	624900	147	42,784	29004.76
NETHERLANDS	32	15,002	46781.25	127	18,762	14673.23
FRANCE	32,328	8,781	-72.84	115,104	16,609	-85.57
GERMANY, FED. REP. OF	605,569	101,590	-83.22	425,020	99,016	-76.7
BELGIUM	19,200	2,125	-88.93	58,077	2,878	-95.04
ITALY	60,024	58,026	-3.33	287,549	271,314	-5.65
SPAIN	102	99	-2.94	575	141	-75.48
BULGARIA	1,555	0	-100	1,986	0	-100
RUSSIA FEDERATION	38,400	0	-100	29,760	0	-100
SAYUR-SAYURAN	19,230,582	13,314,174	-30.77	8,240,603	7,144,161	-13.31
JAPAN	770,763	810,319	5.13	771,836	1,135,734	47.15
HONG KONG	23,172	247,023	966.04	26,037	71,197	173.45
KOREA, REPUBLIC OF	20,293	3,984	-80.37	74,328	42,378	-42.99
TAIWAN	32,579	139,814	329.15	6,790	26,751	293.98
CHINA	120,726	0	-100	25,637	0	-100
THAILAND	332,614	318,748	-4.17	214,364	299,515	39.72
SINGAPORE	5,110,834	4,343,558	-15.01	2,030,729	2,352,489	15.84
PHILIPPINES	6,110,136	906,316	-85.17	1,618,816	292,846	-81.91
MALAYSIA	4,792,909	5,855,659	22.17	1,903,661	2,084,894	9.52
BRUNEI DARUSSALAM	9,401	18,808	100.06	23,492	58,848	150.5
VIET NAM	1,149,289	0	-100	683,066	0	-100
INDIA	171,210	185	-99.89	125,385	20,210	-83.88
PAKISTAN	20,000	0	-100	6,290	0	-100
SAUDI ARABIA	50,486	15,655	-68.99	40,634	7,206	-82.27
KUWAIT	14,056	0	-100	21,049	0	-100
OMAN	250	0	-100	150	0	-100
UNITED ARAB EMIRATES	20,268	0	-100	24,574	0	-100
QATAR	1,851	1,115	-39.76	3,485	1,738	-50.13
BAHRAIN	352	13,131	3630.4	212	22,018	10285.85
NIGERIA	821	0	-100	156	0	-100
AUSTRALIA	18,300	2,043	-88.84	14,313	4,891	-65.83
EAST TIMOR	95,626	2,799	-97.07	95,668	2,699	-97.18
UNITED STATES	333,246	224,781	-32.55	492,885	314,852	-36.12
CANADA	11	0	-100	89	0	-100
NETHERLANDS	13,990	10,736	-23.26	24,797	24,814	0.07
SWEDEN	17,399	0	-100	12,160	0	-100
RUSSIA FEDERATION	0	399,500	-	0	381,081	-
BUAH-BUAHAN	56,665,613	64,000,174	12.94	32,113,643	31,890,775	-0.69
JAPAN	60,062	3,571	-94.05	74,839	12,554	-83.23
HONG KONG	1,328,450	3,317,177	149.7	764,329	2,205,056	188.5
KOREA, REPUBLIC OF	73,419	16,998	-76.85	108,855	14,906	-86.31
TAIWAN	22,539	5,074	-77.49	68,452	3,915	-94.28
CHINA	3,066,808	1,867,200	-39.12	1,631,136	1,100,567	-32.53
PAPUA NEW GUINEA	57	0	-100	190	0	-100
THAILAND	0	346	-	0	1,416	-
SINGAPORE	4,084,116	7,904,983	93.55	2,275,436	3,177,031	39.62
MALAYSIA	1,796,020	1,849,842	3	581,584	521,613	-10.31
BRUNEI DARUSSALAM	13,980	2,049	-85.34	36,484	6,178	-83.07
NEPAL	4,002,237	3,370,950	-15.77	1,864,156	1,452,933	-22.06
VIET NAM	266,826	189,310	-29.05	205,164	172,540	-15.9
MALDIVES	27,600	0	-100	34,622	0	-100
INDIA	18,104,562	21,946,788	21.22	9,018,751	10,380,916	15.1
PAKISTAN	19,647,074	21,035,025	7.06	13,071,568	11,404,311	-12.75
BANGLADESH	2,701,509	1,756,865	-34.97	1,517,104	986,981	-34.94
IRAN (ISLAMIC REPUBLIC OF)	264,494	0	-100	108,246	0	-100
SAUDI ARABIA	316,826	99,083	-68.73	181,271	46,374	-74.42
KUWAIT	25,690	6,210	-75.83	17,028	6,412	-62.34
OMAN	13,493	9,577	-29.02	8,096	5,747	-29.01
TURKEY	0	15,266	-	0	4,756	-
UNITED ARAB EMIRATES	688,699	523,821	-23.94	349,699	287,609	-17.76
QATAR	27,646	17,065	-38.27	19,292	13,888	-28.01
BAHRAIN	27,197	2,035	-92.52	16,038	1,109	-93.09

TABEL 5. PERKEMBANGAN EKSPOR INDONESIA MENURUT KOMODITI DAN NEGARA TUJUAN

JENIS BARANG	BERAT BERSIH (KG)		PERUB	NILAI FOB (US \$)		PERUB
	JAN-MAR 2008	JAN-MAR 2009	%	JAN-MAR 2008	JAN-MAR 2009	%
	(1)	(2)	(3)	(4)	(5)	(6)
AUSTRALIA	1,363	874	-35.88	2,875	2,368	-17.63
FIJI	0	163	-	0	575	-
EAST TIMOR	6,122	0	-100	6,520	0	-100
UNITED STATES	20,853	1,616	-92.25	8,312	8,741	5.16
CANADA	0	303	-	0	968	-
NETHERLANDS	19,662	30,922	57.27	52,723	45,269	-14.14
FRANCE	27,354	14,625	-46.53	56,153	14,919	-73.43
GERMANY, FED. REP. OF	0	1,372	-	0	4,007	-
BELGIUM	0	9,850	-	0	5,910	-
SWITZERLAND	9,630	266	-97.24	3,370	266	-92.11
ITALY	900	948	5.33	450	940	108.89
RUSSIA FEDERATION	20,425	0	-100	30,900	0	-100
KULIT KERANG DAN LAIN-LAIN	1,772,613	1,052,807	-40.61	681,252	394,007	-42.16
JAPAN	229,337	158,532	-30.87	92,176	63,370	-31.25
HONG KONG	8,308	18,171	118.72	2,908	5,957	104.85
KOREA, REPUBLIC OF	20,430	1,880	-90.8	34,422	1,880	-94.54
CHINA	1,338,883	822,577	-38.56	361,740	268,509	-25.77
THAILAND	35,306	1,000	-97.17	38,368	14,420	-62.42
VIET NAM	83,567	30,112	-63.97	71,568	8,022	-88.79
INDIA	16,346	8,975	-45.09	2,492	3,019	21.15
AUSTRALIA	13,140	0	-100	5,898	0	-100
UNITED STATES	0	682	-	0	942	-
CANADA	950	1,249	31.47	220	558	153.64
MEXICO	126	0	-100	390	0	-100
NETHERLANDS	25,000	0	-100	8,500	0	-100
GERMANY, FED. REP. OF	0	7,700	-	0	3,370	-
ITALY	858	1,895	120.86	61,030	23,913	-60.82
SPAIN	362	34	-90.61	1,540	47	-96.95
TANAMAN OBAT	2,134,118	2,697,029	26.38	2,478,640	3,231,359	30.37
JAPAN	26,527	10,630	-59.93	102,050	101,701	-0.34
HONG KONG	98,706	44,571	-54.84	102,789	25,270	-75.42
KOREA, REPUBLIC OF	4,319	21,831	405.46	34,550	36,365	5.25
TAIWAN	626,687	598,133	-4.56	219,871	217,750	-0.96
CHINA	84,983	228,691	169.1	37,298	78,401	110.2
MACAU	0	24	-	0	1,243	-
SINGAPORE	680,032	244,914	-63.98	694,130	408,099	-41.21
MALAYSIA	89,272	118,286	32.5	61,747	49,269	-20.21
VIET NAM	43,712	49,570	13.4	21,346	33,430	56.61
INDIA	86,662	208,238	140.29	111,234	263,257	136.67
PAKISTAN	0	12,335	-	0	25,381	-
SAUDI ARABIA	115,679	376,983	225.89	330,325	1,011,636	206.25
KUWAIT	58	2,661	4487.93	2,320	12,327	431.34
JORDAN	894	90	-89.93	979	2,650	170.68
YEMEN	0	220	-	0	3,500	-
UNITED ARAB EMIRATES	121,018	401,165	231.49	97,207	343,744	253.62
QATAR	4,321	618	-85.7	6,120	1,843	-69.89
LIBYAN ARAB JAMAHIRIYA	26,000	110,650	325.58	7,800	35,884	360.05
MOROCCO	2,000	0	-100	5,404	0	-100
SUDAN	36,000	91,000	152.78	10,540	26,140	148.01
BENIN	0	55,500	-	0	11,100	-
AUSTRALIA	33	2,207	6587.88	168	2,796	1564.29
UNITED STATES	1,683	22,085	1212.24	5,059	39,180	674.46
CANADA	1,170	100	-91.45	2,340	200	-91.45
DOMINICAN REPUBLIC	140	0	-100	98	0	-100
UNITED KINGDOM	1,123	0	-100	5,224	0	-100
NETHERLANDS	0	1,439	-	0	20,341	-
FRANCE	10,586	7,159	-32.37	356,083	184,100	-48.3
GERMANY, FED. REP. OF	38,000	77,611	104.24	76,239	242,180	217.66
BELGIUM	60	580	866.67	277	2,320	737.55
SWITZERLAND	100	0	-100	350	0	-100
YUGOSLAVIA	36	0	-100	298	0	-100
LATVIA	126	0	-100	5,256	0	-100
RUSSIA FEDERATION	34,191	9,738	-71.52	181,538	51,252	-71.77
-GANGGANG LAUT	20,172,502	20,289,322	0.58	14,469,247	20,288,436	40.22
JAPAN	138,118	27,989	-79.74	489,107	52,244	-89.32
HONG KONG	1,849,224	202,766	-89.04	618,715	101,360	-83.62
KOREA, REPUBLIC OF	1,868,784	998,612	-46.56	1,515,625	1,067,485	-29.57
TAIWAN	97,592	127,651	30.8	24,388	53,113	117.78
CHINA	6,451,865	11,546,512	78.96	3,831,248	9,022,546	135.5
THAILAND	107,111	51,650	-51.78	145,397	29,185	-79.93
SINGAPORE	13,940	1,686	-87.91	746,805	41,989	-94.38
PHILIPPINES	2,501,391	1,401,769	-43.96	1,945,367	1,589,697	-18.28
MALAYSIA	419,056	89,580	-78.62	417,168	190,080	-54.44
VIET NAM	2,410,804	1,777,804	-26.26	739,642	1,039,770	40.58
INDIA	0	13,800	-	0	5,865	-

TABEL 5. PERKEMBANGAN EKSPOR INDONESIA MENURUT KOMODITI DAN NEGARA TUJUAN

JENIS BARANG	BERAT BERSIH (KG)		PERUB	NILAI FOB (US \$)		PERUB
	JAN-MAR 2008	JAN-MAR 2009	%	JAN-MAR 2008	JAN-MAR 2009	%
(1)	(2)	(3)	(4)	(5)	(6)	(7)
TUNISIA	0	20,000	-	0	22,400	-
AUSTRALIA	62,747	0	-100	190,925	0	-100
UNITED STATES	606,632	939,832	54.93	346,378	1,170,568	237.95
CANADA	48,000	0	-100	19,200	0	-100
MEXICO	40,000	61,000	52.5	20,000	188,850	844.25
CHILE	101,485	529,987	422.23	365,538	981,749	168.58
VENEZUELA	0	20,000	-	0	16,000	-
ARGENTINA	139,500	100,000	-28.32	81,575	49,000	-39.93
BRAZIL	400,000	439,999	10	200,000	711,250	255.63
DOMINICAN REPUBLIC	20,000	0	-100	10,000	0	-100
UNITED KINGDOM	221,800	182,800	-17.58	876,177	1,426,081	62.76
FRANCE	967,800	1,008,009	4.15	679,721	824,340	21.28
GERMANY, FED. REP. OF	94,000	42,002	-55.32	80,000	174,318	117.9
BELGIUM	150,000	82,000	-45.33	265,150	351,200	32.45
DENMARK	740,780	147,700	-80.06	288,468	89,740	-68.89
ITALY	10,000	20,000	100	40,300	223,867	455.5
SPAIN	669,678	393,174	-41.29	336,057	365,939	8.89
LITHUANIA	21,000	42,000	100	102,900	326,550	217.35
RUSSIA FEDERATION	21,195	21,000	-0.92	93,396	173,250	85.5
-LAINNYA	4,017,539	2,899,935	-27.82	553,605	339,480	-38.68
JAPAN	1,763	3,963	124.79	9,901	6,585	-33.49
HONG KONG	59,490	24	-99.96	25,320	111	-99.56
KOREA, REPUBLIC OF	30,020	0	-100	7,485	0	-100
TAIWAN	748,217	450,891	-39.74	293,552	169,117	-42.39
CHINA	212,547	0	-100	32,981	0	-100
THAILAND	2,801,300	2,280,790	-18.58	56,164	43,334	-22.84
SINGAPORE	6,753	0	-100	23,667	0	-100
PHILIPPINES	0	1,528	-	0	2,252	-
MALAYSIA	118,367	26,970	-77.21	50,818	6,105	-87.99
INDIA	0	12,480	-	0	24,960	-
SAUDI ARABIA	14,106	4,475	-68.28	8,804	1,180	-86.6
KUWAIT	66	0	-100	15	0	-100
UNITED ARAB EMIRATES	150	0	-100	5,850	0	-100
QATAR	0	11,287	-	0	4,900	-
CYPRUS	0	196	-	0	548	-
TUNISIA	0	4,195	-	0	2,035	-
REUNION	2,902	335	-88.46	3,105	1,870	-39.77
SEYCHELLES	338	0	-100	300	0	-100
SOUTH AFRICA	33	0	-100	6	0	-100
AUSTRALIA	0	33,432	-	0	20,961	-
UNITED STATES	12,720	2,990	-76.49	17,083	1,786	-89.55
CANADA	202	277	37.13	333	1,134	240.54
UNITED KINGDOM	0	1,451	-	0	1,839	-
NETHERLANDS	1,818	4,289	135.92	9,799	8,638	-11.85
FRANCE	1,858	2,229	19.97	3,241	5,874	81.24
GERMANY, FED. REP. OF	1,516	1,103	-27.24	1,216	1,859	52.88
BELGIUM	0	5,252	-	0	4,833	-
DENMARK	0	51	-	0	98	-
ITALY	796	5,834	632.91	1,155	4,441	284.5
SPAIN	608	14,570	2296.38	768	16,766	2083.07
GREECE	1,925	414	-78.49	2,027	2,306	13.76
LITHUANIA	0	467	-	0	1,302	-
CROATIA	44	30,213	68565.91	15	4,207	27946.67
SLOVENIA	0	229	-	0	439	-
-MUTIARA	293	562	91.81	2,923,021	1,985,423	-32.08
JAPAN	58	122	110.34	601,403	179,466	-70.16
HONG KONG	26	341	1211.54	310,332	1,006,527	224.34
THAILAND	3	0	-100	50	0	-100
SINGAPORE	0	1	-	0	1,322	-
INDIA	1	0	-100	2,000	0	-100
UNITED ARAB EMIRATES	0	1	-	0	9,520	-
AUSTRALIA	205	90	-56.1	2,009,236	752,404	-62.55
UNITED STATES	0	2	-	0	36,132	-
NETHERLANDS	0	5	-	0	52	-
-LAINNYA	46,961,308	72,904,083	55.24	28,373,754	34,407,299	21.26
JAPAN	3,224,072	4,773,423	48.06	2,900,628	3,520,100	21.36
HONG KONG	161,962	1,025,745	533.32	172,164	430,707	150.17
KOREA, REPUBLIC OF	2,696,076	239,844	-91.1	1,416,019	246,396	-82.6
TAIWAN	1,168,745	1,406,265	20.32	521,856	611,349	17.15
CHINA	781,526	636,476	-18.56	577,696	385,715	-33.23
MACAU	0	168	-	0	367	-
THAILAND	5,733,120	10,267,757	79.1	716,199	765,909	6.94
SINGAPORE	8,632,060	6,606,675	-23.46	11,817,118	10,162,761	-14
PHILIPPINES	6,298,492	22,807,414	262.11	1,946,025	3,943,897	102.66
MALAYSIA	3,446,746	9,644,592	179.82	1,772,505	3,147,696	77.58

TABEL 5. PERKEMBANGAN EKSPOR INDONESIA MENURUT KOMODITI DAN NEGARA TUJUAN

JENIS BARANG	BERAT BERSIH (KG)		PERUB	NILAI FOB (US \$)		PERUB
	JAN-MAR 2008	JAN-MAR 2009	%	JAN-MAR 2008	JAN-MAR 2009	%
(1)	(2)	(3)	(4)	(5)	(6)	(7)
MYANMAR (FORM. BURMA)	180,000	70,000	-61.11	181,378	39,908	-78
BRUNEI DARUSSALAM	1,195	15	-98.74	4,543	522	-88.51
VIET NAM	7,216,642	1,310,899	-81.84	1,156,597	1,920,534	66.05
INDIA	245,092	1,561,890	537.27	300,622	2,219,552	638.32
PAKISTAN	5,149,408	7,543,288	46.49	737,864	1,159,916	57.2
SRI LANKA	24,772	232,215	837.41	31,840	277,485	771.5
IRAN (ISLAMIC REPUBLIC OF)	0	92	-	0	394	-
SAUDI ARABIA	16,829	3,215	-80.9	60,906	13,804	-77.34
ISRAEL	49	52,500	107042.86	2,774	34,125	1130.17
KUWAIT	36,573	21,439	-41.38	10,230	9,056	-11.48
JORDAN	0	5,220	-	0	7,930	-
LEBANON	145	0	-100	938	0	-100
TURKEY	175	1,119	539.43	50	6,111	12122
UNITED ARAB EMIRATES	17,803	37,105	108.42	13,832	47,555	243.8
QATAR	0	4	-	0	242	-
BAHRAIN	11	10	-9.09	5	10	100
EGYPT	1,979	200	-89.89	18,914	400	-97.89
MOROCCO	15,436	17,706	14.71	19,141	31,516	64.65
TUNISIA	17,000	34,000	100	23,150	34,222	47.83
TANZANIA, UNITED REPUBLIC O	0	30,000	-	0	18,167	-
MOZAMBIQUE	0	50	-	0	2,506	-
TOGO	0	105,000	-	0	77,700	-
GHANA	0	17,500	-	0	13,125	-
LIBERIA	0	108,000	-	0	70,740	-
GUINEA	0	105,000	-	0	77,175	-
NIGERIA	7,234	0	-100	10,000	0	-100
SOUTH AFRICA	63	59	-6.35	9	733	8044.44
AUSTRALIA	16,663	23,859	43.19	249,343	182,890	-26.65
NEW ZEALAND	0	1,505	-	0	1,314	-
NEW CALEDONIA	59	0	-100	330	0	-100
TONGA	37	0	-100	28	0	-100
EAST TIMOR	9	163,153	1812711.11	31	107,362	346229.03
UNITED STATES	294,487	462,330	57	613,444	803,917	31.05
CANADA	1,606	96,241	5892.59	28,308	103,598	265.97
MEXICO	154	84,076	54494.81	1,051	49,448	4604.85
NICARAGUA	0	341,999	-	0	225,944	-
VENEZUELA	0	198,000	-	0	142,247	-
ARGENTINA	803	305	-62.02	1,321	557	-57.83
BRAZIL	1,743	530,400	30330.29	4,962	331,590	6582.59
COLOMBIA	2,000	20,000	900	11,380	25,220	121.62
GUYANA	0	1,890	-	0	2,675	-
PUERTO RICO	38	0	-100	129	0	-100
DOMINICAN REPUBLIC	0	90,000	-	0	105,580	-
NETHERLANDS ANTILLES	2,550	0	-100	9,494	0	-100
UNITED KINGDOM	4,056	16,552	308.09	16,957	25,793	52.11
NETHERLANDS	245,854	197,702	-19.59	578,109	690,700	19.48
FRANCE	68,053	24,537	-63.94	138,577	48,483	-65.01
GERMANY, FED. REP. OF	61,775	25,717	-58.37	88,381	60,454	-31.6
AUSTRIA	85	8	-90.59	155	2,000	1190.32
BELGIUM	134	0	-100	1,687	0	-100
SWITZERLAND	95	0	-100	2,984	0	-100
DENMARK	108,513	76,997	-29.04	782,798	542,563	-30.69
SWEDEN	47	3	-93.62	55	600	990.91
ITALY	56,532	51,292	-9.27	380,479	169,551	-55.44
SPAIN	6,206	10,626	71.22	43,018	10,579	-75.41
PORTUGAL	100	0	-100	280	0	-100
HUNGARY	55	7	-87.27	1,559	16	-98.97
POLAND	0	12,000	-	0	7,080	-
BULGARIA	0	7,625	-	0	5,025	-
UKRAINE	10,000	0	-100	18,500	0	-100
LATVIA	15,999	0	-100	18,100	0	-100
ESTONIA	990,000	1,771,999	78.99	966,429	1,460,506	51.12
CROATIA	0	30,000	-	0	18,028	-
CZECH REPUBLIC	260	350	34.62	2,205	5,074	130.11
RUSSIA FEDERATION	190	25	-86.84	657	180	-72.6
-KAYU LAPIS	449,385,137	272,971,811	-39.26	381,079,807	224,886,007	-40.99
JAPAN	136,858,725	122,135,332	-10.76	115,695,090	102,347,140	-11.54
HONG KONG	4,830,993	1,342,212	-72.22	3,534,003	886,150	-74.93
KOREA, REPUBLIC OF	35,057,749	17,771,006	-49.31	26,196,841	13,315,865	-49.17
TAIWAN	40,859,768	24,226,157	-40.71	24,106,032	12,645,666	-47.54
CHINA	34,126,765	15,469,765	-54.67	21,116,433	8,727,611	-58.67
THAILAND	3,494,473	204,011	-94.16	2,442,727	161,446	-93.39
SINGAPORE	6,878,696	5,685,552	-17.35	5,113,715	4,080,249	-20.21
PHILIPPINES	179,400	17,822	-90.07	187,239	17,881	-90.45
MALAYSIA	3,994,636	2,410,149	-39.67	2,547,059	1,401,521	-44.97
VIET NAM	551,743	541,293	-1.89	370,476	311,981	-15.79
MALDIVES	0	20,362	-	0	7,216	-

TABEL 5. PERKEMBANGAN EKSPOR INDONESIA MENURUT KOMODITI DAN NEGARA TUJUAN

JENIS BARANG	BERAT BERSIH (KG)		PERUB %	NILAI FOB (US \$)		PERUB %
	JAN-MAR 2008	JAN-MAR 2009		JAN-MAR 2008	JAN-MAR 2009	
(1)	(2)	(3)	(4)	(5)	(6)	(7)
INDIA	979,238	185,968	-81.01	1,238,449	177,594	-85.66
PAKISTAN	482	0	-100	601	0	-100
SRI LANKA	35,594	0	-100	10,902	0	-100
SAUDI ARABIA	28,942,777	12,091,417	-58.22	24,000,965	8,861,094	-63.08
KUWAIT	3,469,940	2,386,884	-31.21	3,680,078	2,069,348	-43.77
JORDAN	8,413,591	7,011,499	-16.66	7,262,950	5,538,086	-23.75
LEBANON	1,073,655	1,461,614	36.13	885,129	1,223,780	38.26
OMAN	3,626,699	2,827,634	-22.03	3,491,557	2,299,723	-34.13
SYRIA ARAB REPUBLIC	636,080	92,804	-85.41	615,032	71,258	-88.41
TURKEY	9,189,522	27,559	-99.7	8,924,005	57,035	-99.36
UNITED ARAB EMIRATES	33,815,260	3,291,289	-90.27	29,735,695	2,904,216	-90.23
QATAR	3,229,612	3,042,673	-5.79	3,487,927	2,450,417	-29.75
BAHRAIN	821,694	206,299	-74.89	723,028	150,374	-79.2
EGYPT	4,744,334	6,765,197	42.6	2,880,382	5,207,082	80.78
LIBYAN ARAB JAMAHIRIYA	644,374	2,325,399	260.88	451,931	2,048,806	353.34
MOROCCO	0	101,845	-	0	107,534	-
ALGERIA	2,852,028	4,429,872	55.32	2,043,070	3,427,304	67.75
REUNION	27,400	9,315	-66	31,014	12,420	-59.95
COTE D'IVOIRE	0	18,379	-	0	15,424	-
SOUTH AFRICA	237,171	181,474	-23.48	217,436	207,917	-4.38
MAURITIUS	0	1,547	-	0	2,907	-
AUSTRALIA	6,055,696	2,598,548	-57.09	7,940,598	3,143,894	-60.41
NEW ZEALAND	133,277	38,034	-71.46	133,780	38,890	-70.93
NEW CALEDONIA	0	23,601	-	0	32,608	-
EAST TIMOR	0	24,000	-	0	24,000	-
UNITED STATES	30,805,578	10,341,622	-66.43	27,943,185	8,578,296	-69.3
CANADA	776,797	336,747	-56.65	914,821	692,958	-24.25
MEXICO	2,314,532	738,068	-68.11	2,052,964	563,419	-72.56
NICARAGUA	34,410	0	-100	50,497	0	-100
TRINIDAD AND TOBAGO	0	24,474	-	0	23,048	-
JAMAICA	24,939	0	-100	25,052	0	-100
PUERTO RICO	48,395	45,034	-6.94	55,764	57,009	2.23
BELIZE	14,694	0	-100	14,576	0	-100
ANTIGUA AND BARBUDA	0	12,400	-	0	15,872	-
FRENCH POLYNESIA	16,168	39,604	144.95	13,928	35,771	156.83
MARTINIQUE	119	17,499	14605.04	379	18,970	4905.28
NETHERLANDS ANTILLES	18,959	0	-100	18,312	0	-100
UNITED KINGDOM	6,918,771	2,227,277	-67.81	7,350,956	2,960,655	-59.72
NETHERLANDS	4,721,306	4,492,279	-4.85	7,102,803	5,922,967	-16.61
FRANCE	750,088	1,205,745	60.75	949,278	1,519,094	60.03
GERMANY, FED. REP. OF	11,003,382	6,356,601	-42.23	17,262,383	10,691,049	-38.07
BELGIUM	11,175,139	5,659,597	-49.36	10,900,637	5,354,237	-50.88
DENMARK	338,944	334,834	-1.21	404,225	513,378	27
NORWAY	116,113	46,680	-59.8	158,696	63,594	-59.93
SWEDEN	270,455	1,429	-99.47	270,179	6,065	-97.76
FINLAND	19,789	0	-100	47,343	0	-100
IRELAND	68,372	43,543	-36.31	106,897	112,900	5.62
ITALY	2,254,369	1,237,204	-45.12	3,288,246	2,204,116	-32.97
SPAIN	52,590	15,448	-70.63	78,422	21,667	-72.37
GREECE	314,476	48,474	-84.59	604,146	46,329	-92.33
POLAND	1,275,921	647,070	-49.29	2,037,674	1,254,913	-38.41
ROMANIA	65,694	69,950	6.48	125,692	111,309	-11.44
TURKMENISTAN	114,240	0	-100	51,630	0	-100
UKRAINE	54,260	0	-100	85,019	0	-100
GEORGIA	21,000	0	-100	43,774	0	-100
CROATIA	3,620	0	-100	5,812	0	-100
MALTA	9,645	20,496	112.5	12,661	26,437	108.81
CZECH REPUBLIC	21,000	42,006	100.03	39,712	112,949	184.42
RUSSIA FEDERATION	0	1,218	-	0	4,568	-
-KAYU GERGAJIAN	14,427,947	8,370,304	-41.99	15,417,429	9,093,158	-41.02
JAPAN	3,462,654	3,400,633	-1.79	4,329,897	4,077,612	-5.83
HONG KONG	426,947	176,602	-58.64	251,802	114,355	-54.59
KOREA, REPUBLIC OF	2,249,884	773,190	-65.63	1,657,543	602,738	-63.64
TAIWAN	223,003	111,576	-49.97	140,619	94,514	-32.79
CHINA	1,206,196	797,300	-33.9	822,663	811,368	-1.37
SINGAPORE	505,699	116,557	-76.95	298,282	104,413	-65
MALAYSIA	1,600,251	1,024,760	-35.96	1,044,443	525,729	-49.66
BRUNEI DARUSSALAM	2,186	0	-100	2,889	0	-100
VIET NAM	372,869	152,773	-59.03	194,569	125,717	-35.39
SRI LANKA	35,436	0	-100	31,573	0	-100
UNITED ARAB EMIRATES	21,602	0	-100	10,801	0	-100
REUNION	0	583	-	0	859	-
SEYCHELLES	492	3,783	668.9	984	4,223	329.17
SOUTH AFRICA	79,200	30,972	-60.89	106,010	39,739	-62.51
MAURITIUS	0	9,584	-	0	19,911	-
AUSTRALIA	500,607	206,737	-58.7	837,300	361,508	-56.82
NEW ZEALAND	92,987	33,500	-63.97	40,368	14,882	-63.13

TABEL 5. PERKEMBANGAN EKSPOR INDONESIA MENURUT KOMODITI DAN NEGARA TUJUAN

JENIS BARANG	BERAT BERSIH (KG)		PERUB	NILAI FOB (US \$)		PERUB
	JAN-MAR 2008	JAN-MAR 2009	%	JAN-MAR 2008	JAN-MAR 2009	%
(1)	(2)	(3)	(4)	(5)	(6)	(7)
NEW CALEDONIA	490	1,002	104.49	704	1,627	131.11
UNITED STATES	1,045,481	470,974	-54.95	369,866	237,910	-35.68
CANADA	29	1,607	5441.38	42	1,020	2328.57
FRENCH POLYNESIA	0	2,884	-	0	9,441	-
MARTINIQUE	3,098	0	-100	3,100	0	-100
UNITED KINGDOM	224,650	107,403	-52.19	467,164	238,478	-48.95
NETHERLANDS	1,670,718	583,400	-65.08	3,758,721	1,153,426	-69.31
FRANCE	56,730	103,076	81.7	77,455	163,725	111.38
GERMANY, FED. REP. OF	95,499	59,630	-37.56	143,100	66,406	-53.59
BELGIUM	62,450	23,977	-61.61	114,324	29,538	-74.16
SWITZERLAND	0	27	-	0	389	-
DENMARK	458	0	-100	1,069	0	-100
NORWAY	11,867	0	-100	13,275	0	-100
FINLAND	119,631	0	-100	119,542	0	-100
IRELAND	2,874	3,181	10.68	10,000	13,921	39.21
ITALY	63,152	53,689	-14.98	182,548	98,504	-46.04
SPAIN	34,975	22,921	-34.46	38,150	51,708	35.54
PORTUGAL	14,597	0	-100	10,096	0	-100
POLAND	208,822	84,027	-59.76	311,378	115,051	-63.05
BULGARIA	0	920	-	0	1,264	-
SLOVENIA	29,147	0	-100	25,899	0	-100
CZECH REPUBLIC	0	13,036	-	0	13,182	-
RUSSIA FEDERATION	3,266	0	-100	1,253	0	-100
-KAYU OLAHAN LAIN	290,163,352	171,932,796	-40.75	328,972,432	228,759,850	-30.46
JAPAN	33,419,093	14,684,497	-56.06	43,040,537	28,545,059	-33.68
HONG KONG	5,878,708	2,365,781	-59.76	6,123,327	3,022,633	-50.64
KOREA, REPUBLIC OF	20,557,128	7,974,889	-61.21	17,598,797	8,533,380	-51.51
TAIWAN	19,861,967	4,483,841	-77.42	5,979,058	3,714,802	-37.87
CHINA	54,495,707	25,650,901	-52.93	24,259,151	8,994,921	-62.92
MACAU	309	90	-70.87	761	318	-58.21
PAPUA NEW GUINEA	0	27	-	0	25	-
THAILAND	298,526	190,379	-36.23	434,192	211,712	-51.24
SINGAPORE	4,222,191	3,270,406	-22.54	4,449,745	3,228,968	-27.43
PHILIPPINES	1,293,078	882,483	-31.75	516,589	214,504	-58.48
MALAYSIA	3,722,881	2,217,645	-40.43	2,321,011	1,643,861	-29.17
CAMBODIA	2,323	104,053	4379.25	5,250	150,236	2761.64
BRUNEI DARUSSALAM	102,859	80,821	-21.43	134,111	85,261	-36.43
VIET NAM	6,037,869	5,410,408	-10.39	2,303,284	1,438,121	-37.56
MALDIVES	226,679	255,164	12.57	427,249	495,848	16.06
INDIA	1,677,494	2,483,791	48.07	1,354,559	1,178,990	-12.96
PAKISTAN	149,915	83,249	-44.47	175,227	55,081	-68.57
BANGLADESH	22,241	250	-98.88	24,927	5,000	-79.94
SRI LANKA	71,903	69,044	-3.98	111,827	23,838	-78.68
IRAQ	89,622	123,321	37.6	35,901	120,036	234.35
IRAN (ISLAMIC REPUBLIC OF)	332,385	300,702	-9.53	252,612	405,551	60.54
SAUDI ARABIA	3,985,113	138,702	-96.52	1,328,386	202,736	-84.74
ISRAEL	95,878	113,114	17.98	180,699	305,496	69.06
KUWAIT	427,644	791,230	85.02	308,813	200,994	-34.91
JORDAN	73,268	1,564,115	2034.79	99,527	490,865	393.2
LEBANON	68,248	38,181	-44.06	114,566	75,602	-34.01
YEMEN	18,000	459,638	2453.54	7,450	104,848	1307.36
OMAN	54,359	14,204	-73.87	39,977	9,867	-75.32
SYRIA ARAB REPUBLIC	0	8,004,816	-	0	2,200,541	-
TURKEY	1,209,484	604,687	-50	1,744,661	1,015,672	-41.78
UNITED ARAB EMIRATES	2,607,808	939,603	-63.97	1,820,438	605,397	-66.74
QATAR	224,865	11,527	-94.87	374,054	19,250	-94.85
BAHRAIN	160,456	280,874	75.05	104,285	142,571	36.71
CYPRUS	42,135	102,005	142.09	71,582	219,283	206.34
EGYPT	2,908,019	119,547	-95.89	655,460	254,947	-61.1
LIBYAN ARAB JAMAHIRIYA	65,615	686	-98.95	108,128	4,500	-95.84
MOROCCO	50,333	24,612	-51.1	72,711	28,509	-60.79
TUNISIA	144,906	95,527	-34.08	55,813	265,244	375.24
ALGERIA	498,702	51,130	-89.75	437,875	50,236	-88.53
SUDAN	17,993	6,127	-65.95	60,762	8,695	-85.69
NAMIBIA	78	3,090	3861.54	698	2,138	206.3
ETHIOPIA	18,278	17	-99.91	14,885	28	-99.81
TANZANIA, UNITED REPUBLIC O	143	1,423	895.1	68	2,362	3373.53
MADAGASCAR	3,882	12,561	223.57	6,807	39,753	484
SOMALIA	23,640	11,841	-49.91	35,418	19,144	-45.95
KENYA	0	20,854	-	0	28,478	-
REUNION	252,882	123,668	-51.1	418,743	171,070	-59.15
MOZAMBIQUE	5,561	105	-98.11	2,959	304	-89.73
GHANA	0	11	-	0	300	-
ANGOLA	3,408	665	-80.49	3,952	889	-77.51
NIGERIA	10	15,983	159730	225	76,409	33859.56
SIERRA LEONE	0	454	-	0	1,440	-
GABON	587	150	-74.45	483	2,215	358.59

TABEL 5. PERKEMBANGAN EKSPOR INDONESIA MENURUT KOMODITI DAN NEGARA TUJUAN

JENIS BARANG	BERAT BERSIH (KG)		PERUB %	NILAI FOB (US \$)		PERUB %
	JAN-MAR 2008	JAN-MAR 2009		JAN-MAR 2008	JAN-MAR 2009	
(1)	(2)	(3)	(4)	(5)	(6)	(7)
SENEGAL	20,610	22,564	9.48	21,375	22,549	5.49
U.S. VIRGIN ISLANDS	1,188	356	-70.03	1,845	703	-61.9
SEYCHELLES	47,332	99,140	109.46	120,093	235,805	96.35
DJIBOUTI	0	2,582	-	0	17,001	-
SOUTH AFRICA	3,908,406	2,377,567	-39.17	5,467,672	3,306,233	-39.53
MAURITIUS	91,928	99,682	8.43	193,186	210,360	8.89
VIRGIN ISLANDS (BRITISH)	0	234	-	0	880	-
AUSTRALIA	22,829,179	19,175,050	-16.01	28,545,278	28,227,623	-1.11
NEW ZEALAND	1,467,107	1,694,494	15.5	1,446,841	2,166,008	49.71
GUAM	10,005	29,094	190.79	29,827	38,718	29.81
PALAU	61	0	-100	378	0	-100
NEW CALEDONIA	320,872	186,267	-41.95	467,405	328,893	-29.63
NORTHERN MARIANA ISLANDS	0	899	-	0	7,513	-
SAINT VINCENT AND THE GREN.	1,563	538	-65.58	3,048	399	-86.91
VANUATU	11,340	16,846	48.55	27,884	18,985	-31.91
WALLIS AND FUTUNA ISLANDS	3,411	434	-87.28	5,593	651	-88.36
COOK ISLANDS	870	1,374	57.93	10,989	1,990	-81.89
FIJI	25,830	1,483	-94.26	57,221	10,220	-82.14
SAMOA	828	0	-100	1,656	0	-100
SOLOMON ISLANDS	6,290	0	-100	16,722	0	-100
EAST TIMOR	27,765	17,532	-36.86	38,917	34,124	-12.32
UNITED STATES	18,723,299	11,462,289	-38.78	43,023,635	30,554,680	-28.98
CANADA	1,425,788	814,716	-42.86	2,994,957	2,015,854	-32.69
MEXICO	388,761	177,491	-54.34	814,408	399,733	-50.92
GUATEMALA	0	48	-	0	105	-
HONDURAS	3,967	3,086	-22.21	2,247	10,790	380.2
NICARAGUA	2,003	0	-100	2,428	0	-100
PANAMA	6,946	7,207	3.76	29,320	17,051	-41.85
CHILE	101,633	61,988	-39.01	242,917	120,231	-50.51
VENEZUELA	7,689	16,416	113.5	8,693	39,830	358.18
ARGENTINA	37,134	34,989	-5.78	47,361	66,110	39.59
BRAZIL	67,143	89,332	33.05	331,732	172,848	-47.9
COLOMBIA	18,799	27,248	44.94	18,207	41,534	128.12
URUGUAY	11,511	2,510	-78.19	17,412	5,702	-67.25
ECUADOR	298	0	-100	692	0	-100
PERU	3,298	1,228	-62.77	5,545	2,972	-46.4
TRINIDAD AND TOBAGO	9,586	4,007	-58.2	32,665	9,440	-71.1
BAHAMAS	9,151	1,992	-78.23	14,549	878	-93.97
JAMAICA	27,966	13,757	-50.81	93,469	32,191	-65.56
PUERTO RICO	40,759	38,217	-6.24	112,596	84,486	-24.97
BELIZE	0	250	-	0	500	-
DOMINICAN REPUBLIC	20,899	30,482	45.85	32,983	98,991	200.13
COSTA RICA	18,464	12,740	-31	34,042	13,095	-61.53
HAITI	0	6,258	-	0	13,405	-
BARBADOS	2,658	86,984	3172.54	5,598	71,734	1181.42
ANTIGUA AND BARBUDA	1,238	444	-64.14	3,038	809	-73.37
ANGUILLA	0	9,481	-	0	33,425	-
ARUBA	12,748	3,482	-72.69	22,775	7,869	-65.45
BERMUDA	15,431	14,978	-2.94	44,988	73,398	63.15
CAYMAN ISLANDS	876	0	-100	182	0	-100
FRENCH GUIANA	5,453	6,381	17.02	17,840	10,574	-40.73
FRENCH POLYNESIA	95,082	37,957	-60.08	161,831	101,858	-37.06
GRENADA	5,760	326	-94.34	26,892	1,591	-94.08
MARTINIQUE	41,245	37,853	-8.22	93,780	57,747	-38.42
NETHERLANDS ANTILLES	101,844	113,689	11.63	409,486	390,248	-4.7
NORFOLK ISLANDS	2,081	0	-100	4,992	0	-100
SAINT LUCIA	11,993	0	-100	31,979	0	-100
TURKS AND CAICOS ISLANDS	135,314	0	-100	326,183	0	-100
GUADELOUPE	24,665	11,382	-53.85	40,679	17,066	-58.05
SAINT KITTS AND NEVIS	0	3	-	0	80	-
UNITED KINGDOM	11,130,392	5,068,484	-54.46	20,482,105	11,096,199	-45.82
NETHERLANDS	17,620,286	15,144,246	-14.05	23,551,243	23,092,461	-1.95
FRANCE	7,576,966	4,797,945	-36.68	13,783,099	8,982,791	-34.83
GERMANY, FED. REP. OF	11,854,058	9,655,650	-18.55	19,560,616	17,045,975	-12.86
AUSTRIA	49,519	62,330	25.87	150,439	123,930	-17.62
BELGIUM	5,968,325	4,024,100	-32.58	8,347,734	6,337,539	-24.08
SWITZERLAND	42,663	67,949	59.27	207,212	369,503	78.32
LUXEMBOURG	90,255	0	-100	71,391	0	-100
DENMARK	2,031,592	825,839	-59.35	3,929,852	1,343,530	-65.81
NORWAY	1,409,647	885,822	-37.16	3,214,619	1,702,101	-47.05
SWEDEN	693,015	371,257	-46.43	1,725,204	1,144,540	-33.66
FINLAND	562,406	150,891	-73.17	900,804	402,284	-55.34
IRELAND	882,377	176,543	-79.99	1,757,050	550,067	-68.69
ITALY	5,347,746	2,823,810	-47.2	11,635,031	6,233,920	-46.42
SPAIN	3,164,795	1,702,363	-46.21	6,378,973	3,772,817	-40.86
PORTUGAL	803,865	631,962	-21.38	1,673,304	1,430,999	-14.48
ICELAND	150	0	-100	950	0	-100
GREECE	523,830	399,145	-23.8	961,600	884,522	-8.02

TABEL 5. PERKEMBANGAN EKSPOR INDONESIA MENURUT KOMODITI DAN NEGARA TUJUAN

JENIS BARANG	BERAT BERSIH (KG)		PERUB %	NILAI FOB (US \$)		PERUB %
	JAN-MAR 2008	JAN-MAR 2009		JAN-MAR 2008	JAN-MAR 2009	
(1)	(2)	(3)	(4)	(5)	(6)	(7)
DEMOCRATIC REPUBLIC OF THE	0	845	-	0	2,688	-
HUNGARY	83,204	48,424	-41.8	165,913	72,555	-56.27
POLAND	2,609,939	3,057,502	17.15	3,297,651	4,287,571	30.02
ROMANIA	45,038	4,488	-90.04	83,267	13,741	-83.5
BULGARIA	127,075	125,576	-1.18	237,322	198,856	-16.21
YUGOSLAVIA	59,295	2,454	-95.86	76,449	4,292	-94.39
ALBANIA	0	27,963	-	0	54,401	-
AZERBAIJAN	25,597	5,681	-77.81	39,528	23,703	-40.03
KAZAKHSTAN	130,160	19,037	-85.37	225,090	48,762	-78.34
MOLDOVA, REPUBLIC OF	15,592	0	-100	15,763	0	-100
UKRAINE	273,152	129,701	-52.52	585,622	221,125	-62.24
UZBEKISTAN	13,272	0	-100	20,800	0	-100
LITHUANIA	35,927	60,971	69.71	87,959	88,305	0.39
LATVIA	199,384	84	-99.96	228,225	342	-99.85
ESTONIA	230,108	38,051	-83.46	318,690	71,716	-77.5
CROATIA	195,886	88,881	-54.63	424,728	218,044	-48.66
BOSNIA AND HERZEGOVINA	1,169	0	-100	5,382	0	-100
MALTA	7,652	4,809	-37.15	22,354	19,578	-12.42
SLOVAKIA	24,867	6,202	-75.06	28,550	28,918	1.29
SLOVENIA	108,028	27,519	-74.53	202,323	91,238	-54.9
CZECH REPUBLIC	150,552	129,753	-13.82	448,083	366,889	-18.12
REP. OF MACEDONIA	8,915	2,147	-75.92	12,942	2,694	-79.18
RUSSIA FEDERATION	486,413	326,136	-32.95	990,994	717,846	-27.56
-TIMAH	41,203,513	26,452,673	-35.8	642,881,402	275,714,864	-57.11
JAPAN	1,613,986	100,651	-93.76	24,855,666	1,107,161	-95.55
HONG KONG	624,870	34,433	-94.49	9,418,703	221,108	-97.65
KOREA, REPUBLIC OF	618,056	141,692	-77.07	9,574,061	1,323,732	-86.17
TAIWAN	367,302	52,884	-85.6	5,793,842	644,416	-88.88
CHINA	233,798	702,207	200.35	3,131,184	7,169,460	128.97
THAILAND	19,733	163,535	728.74	266,395	1,717,118	544.58
SINGAPORE	32,680,042	22,049,253	-32.53	512,658,920	230,779,306	-54.98
PHILIPPINES	33,226	8,846	-73.38	658,519	116,165	-82.36
MALAYSIA	4,415,311	3,094,185	-29.92	69,330,950	31,958,042	-53.91
VIET NAM	227,004	78	-99.97	3,448,376	565	-99.98
INDIA	328,441	42,115	-87.18	3,568,283	421,148	-88.2
AUSTRALIA	39,580	16,715	-57.77	121,914	69,231	-43.21
UNITED STATES	2,164	43,579	1913.82	54,589	138,912	154.47
GERMANY, FED. REP. OF	0	2,500	-	0	48,500	-
-ALUMINIUM	70,539,205	64,401,509	-8.7	212,899,872	116,898,695	-45.09
JAPAN	41,403,160	40,257,228	-2.77	106,915,768	57,347,265	-46.36
HONG KONG	389,295	375,561	-3.53	1,074,605	589,345	-45.16
KOREA, REPUBLIC OF	2,539,421	5,966,659	134.96	5,392,152	7,981,833	48.03
TAIWAN	943,634	467,778	-50.43	3,599,438	1,741,474	-51.62
CHINA	606,135	4,018,278	562.93	2,169,592	6,265,493	188.79
PAPUA NEW GUINEA	289,809	292,307	0.86	1,040,476	1,027,835	-1.21
THAILAND	1,831,199	1,273,406	-30.46	7,100,073	3,924,700	-44.72
SINGAPORE	2,387,208	1,866,932	-21.79	8,869,577	6,605,135	-25.53
PHILIPPINES	2,444,845	1,779,637	-27.21	8,298,044	6,446,777	-22.31
MALAYSIA	3,182,135	1,888,255	-40.66	10,976,939	5,691,910	-48.15
MYANMAR (FORM. BURMA)	33,463	0	-100	136,254	0	-100
BRUNEI DARUSSALAM	18,813	34,113	81.33	143,576	154,312	7.48
VIET NAM	359,056	610,071	69.91	1,622,048	1,245,352	-23.22
MALDIVES	1,796	982	-45.32	3,430	1,769	-48.43
INDIA	433,584	157,977	-63.56	1,680,446	438,461	-73.91
PAKISTAN	122,806	48,350	-60.63	438,626	162,094	-63.05
BANGLADESH	119,545	97,391	-18.53	494,380	276,827	-44.01
SRI LANKA	41,749	5,940	-85.77	160,195	21,667	-86.47
IRAN (ISLAMIC REPUBLIC OF)	8,832	9,555	8.19	20,369	42,478	108.54
SAUDI ARABIA	1,420,520	31,656	-97.77	9,600,287	170,366	-98.23
KUWAIT	5,190	2,064	-60.23	3,600	1,600	-55.56
LEBANON	0	11,552	-	0	38,430	-
YEMEN	1,513	0	-100	5,828	0	-100
TURKEY	49,122	0	-100	203,116	0	-100
UNITED ARAB EMIRATES	156,412	20,979	-86.59	705,479	131,820	-81.31
BAHRAIN	157	783	398.73	6,215	4,974	-19.97
CYPRUS	819	1,762	115.14	9,324	12,284	31.75
ETHIOPIA	292,161	0	-100	991,444	0	-100
MADAGASCAR	30,500	38,324	25.65	107,402	120,264	11.98
KENYA	7	0	-100	248	0	-100
REUNION	8,345	11,761	40.93	28,248	39,475	39.74
MOZAMBIQUE	90,653	0	-100	417,965	0	-100
ANGOLA	0	112	-	0	1,385	-
NIGERIA	134,125	41,132	-69.33	462,356	64,585	-86.03
COTE D'IVOIRE	83,520	0	-100	413,280	0	-100
SENEGAL	0	2,350	-	0	14,252	-
BENIN	125	0	-100	68	0	-100

TABEL 5. PERKEMBANGAN EKSPOR INDONESIA MENURUT KOMODITI DAN NEGARA TUJUAN

JENIS BARANG	BERAT BERSIH (KG)		PERUB %	NILAI FOB (US \$)		PERUB %
	JAN-MAR 2008	JAN-MAR 2009		JAN-MAR 2008	JAN-MAR 2009	
(1)	(2)	(3)	(4)	(5)	(6)	(7)
SEYCHELLES	0	155	-	0	1,468	-
SOUTH AFRICA	55,095	30,294	-45.01	400,518	191,298	-52.24
ZAMBIA	1,056	0	-100	12,342	0	-100
MAURITIUS	100,418	156,892	56.24	346,354	479,415	38.42
AUSTRALIA	2,836,786	931,663	-67.16	9,756,265	2,943,605	-69.83
NEW ZEALAND	711,322	124,798	-82.46	2,318,972	304,107	-86.89
GUAM	243	0	-100	1,620	0	-100
NEW CALEDONIA	119,261	81,978	-31.26	427,562	236,482	-44.69
VANUATU	834	5,083	509.47	1,736	3,608	107.83
COOK ISLANDS	65	0	-100	188	0	-100
FIJI	26,818	49,317	83.9	65,551	105,386	60.77
KIRIBATI	148	0	-100	1,608	0	-100
EAST TIMOR	49,815	118,516	137.91	48,938	172,680	252.85
UNITED STATES	5,398,238	2,398,740	-55.56	19,170,379	6,834,074	-64.35
CANADA	496,311	248,757	-49.88	1,811,150	715,628	-60.49
MEXICO	20,856	0	-100	82,157	0	-100
CHILE	2,793	0	-100	20,272	0	-100
VENEZUELA	421	23	-94.54	128	34	-73.44
ARGENTINA	0	76	-	0	92	-
BRAZIL	34,412	21,283	-38.15	179,246	101,712	-43.26
PERU	0	16,604	-	0	33,355	-
TRINIDAD AND TOBAGO	10	0	-100	150	0	-100
JAMAICA	0	308	-	0	367	-
PUERTO RICO	35,736	0	-100	107,946	0	-100
DOMINICAN REPUBLIC	1,043	0	-100	12,931	0	-100
HAITI	132,572	0	-100	652,202	0	-100
FRENCH POLYNESIA	70	226	222.86	438	351	-19.86
NETHERLANDS ANTILLES	0	1,072	-	0	834	-
UNITED KINGDOM	189,232	241,388	27.56	943,926	1,304,956	38.25
NETHERLANDS	36,748	88,766	141.55	273,844	625,497	128.41
FRANCE	78,105	86,350	10.56	631,732	621,097	-1.68
GERMANY, FED. REP. OF	304,552	292,000	-4.12	656,397	842,615	28.37
AUSTRIA	1,210	2,598	114.71	7,801	6,357	-18.51
BELGIUM	25,894	68,720	165.39	281,650	292,837	3.97
SWITZERLAND	32	7	-78.13	286	248	-13.29
DENMARK	49,436	2,468	-95.01	152,852	12,590	-91.76
NORWAY	71,531	16,273	-77.25	229,188	89,554	-60.93
SWEDEN	13,221	6,857	-48.14	67,374	26,740	-60.31
FINLAND	0	4,272	-	0	28,053	-
ITALY	60,477	55,704	-7.89	337,780	212,200	-37.18
SPAIN	36,455	10,652	-70.78	116,374	71,228	-38.79
PORTUGAL	47	1,343	2757.45	161	1,860	1055.28
GREECE	648	873	34.72	2,375	1,991	-16.17
HUNGARY	0	435	-	0	3,150	-
POLAND	7,292	0	-100	43,444	0	-100
ROMANIA	16	0	-100	900	0	-100
BULGARIA	2,106	2,512	19.28	12,217	15,282	25.09
CROATIA	253	0	-100	2,668	0	-100
SLOVAKIA	0	20	-	0	202	-
SLOVENIA	8,812	775	-91.21	45,241	2,963	-93.45
CZECH REPUBLIC	199,161	0	-100	584,161	0	-100
RUSSIA FEDERATION	0	20,816	-	0	50,617	-
-NIKEL	35,767,036	10,549,729	-70.5	534,035,815	70,594,023	-86.78
JAPAN	28,455,478	10,469,196	-63.21	485,643,375	70,222,557	-85.54
KOREA, REPUBLIC OF	9,080	57,304	531.1	29,221	135,423	363.44
CHINA	7,398	5,440	-26.47	37,031	127,261	243.66
SINGAPORE	217	63	-70.97	4,537	9,700	113.8
MALAYSIA	196	168	-14.29	10,380	9,612	-7.4
VIET NAM	0	4,703	-	0	22,341	-
INDIA	0	8,656	-	0	25,140	-
EGYPT	0	32	-	0	168	-
UNITED STATES	0	75	-	0	7,895	-
UNITED KINGDOM	567	4,067	617.28	7,111	33,770	374.9
AUSTRIA	0	25	-	0	156	-
SWITZERLAND	7,294,100	0	-100	48,304,160	0	-100
-BESI/BAJA	540,338,031	548,585,319	1.53	802,704,359	576,802,708	-28.14
JAPAN	29,561,811	14,622,505	-50.54	47,284,673	31,192,742	-34.03
HONG KONG	374,677	489,940	30.76	798,085	637,723	-20.09
KOREA, REPUBLIC OF	17,311,585	17,801,097	2.83	95,129,336	37,419,695	-60.66
TAIWAN	4,500,289	1,679,417	-62.68	23,556,970	1,610,983	-93.16
CHINA	20,392,073	141,514,122	593.97	14,363,282	51,678,920	259.8
PAPUA NEW GUINEA	419,367	408,002	-2.71	358,905	1,024,787	185.53
THAILAND	15,862,356	6,609,285	-58.33	26,207,796	14,521,890	-44.59
SINGAPORE	138,615,381	90,142,462	-34.97	159,877,342	104,410,775	-34.69
PHILIPPINES	8,934,288	10,048,639	12.47	9,376,248	10,097,491	7.69
MALAYSIA	42,377,214	51,566,100	21.68	34,812,741	49,764,246	42.95

TABEL 5. PERKEMBANGAN EKSPOR INDONESIA MENURUT KOMODITI DAN NEGARA TUJUAN

JENIS BARANG	BERAT BERSIH (KG)		PERUB	NILAI FOB (US \$)		PERUB
	JAN-MAR 2008	JAN-MAR 2009	%	JAN-MAR 2008	JAN-MAR 2009	%
(1)	(2)	(3)	(4)	(5)	(6)	(7)
MYANMAR (FORM. BURMA)	77,506	916,201	1082.1	209,362	1,808,121	763.63
CAMBODIA	543	53	-90.24	22,500	556	-97.53
BRUNEI DARUSSALAM	79,370	541,543	582.3	175,291	568,010	224.04
NEPAL	57	0	-100	315	0	-100
VIET NAM	45,107,259	54,733,475	21.34	37,563,299	35,287,146	-6.06
MALDIVES	47,779	21,104	-55.83	107,462	53,089	-50.6
INDIA	8,681,930	7,297,943	-15.94	6,659,100	7,320,094	9.93
PAKISTAN	1,564,149	10,243,378	554.89	1,331,778	9,088,235	582.41
BANGLADESH	658,164	1,705,001	159.05	1,106,281	1,560,353	41.04
SRI LANKA	3,423,825	1,805,983	-47.25	2,906,580	1,170,858	-59.72
IRAQ	0	48,532	-	0	38,167	-
IRAN (ISLAMIC REPUBLIC OF)	8,935,012	17,473,303	95.56	14,015,606	28,407,634	102.69
SAUDI ARABIA	2,218,427	2,669,790	20.35	3,451,613	3,332,994	-3.44
ISRAEL	1,080	4,293	297.5	6,875	89,863	1207.1
KUWAIT	3,036,243	3,765,281	24.01	6,046,130	2,724,033	-54.95
JORDAN	6,660	442,114	6538.35	23,600	363,434	1439.97
LEBANON	22,485	24,809	10.34	76,650	122,925	60.37
YEMEN	1,106,755	471,221	-57.42	2,380,332	842,719	-64.6
OMAN	20,655	1,682,532	8045.88	63,138	7,193,037	11292.56
SYRIA ARAB REPUBLIC	0	3,893,985	-	0	9,444,038	-
TURKEY	320,743	99,321	-69.03	810,220	190,546	-76.48
UNITED ARAB EMIRATES	38,837,021	8,374,389	-78.44	33,533,638	7,000,485	-79.12
QATAR	1,122,671	1,152,979	2.7	4,225,264	2,292,243	-45.75
BAHRAIN	627,760	21,632	-96.55	1,663,686	25,865	-98.45
CYPRUS	43	3,642	8369.77	202	982	386.14
EGYPT	899,075	1,442,917	60.49	509,916	1,193,456	134.05
TUNISIA	2,040,887	199	-99.99	2,880,212	1,825	-99.94
ALGERIA	221,087	1,937,064	776.15	489,439	4,158,064	749.56
SUDAN	10,419	13	-99.88	34,933	650	-98.14
TANZANIA, UNITED REPUBLIC O	65	72	10.77	31	40	29.03
MADAGASCAR	365,031	316,328	-13.34	337,974	231,925	-31.38
KENYA	44,907	53,161	18.38	106,427	35,064	-67.05
REUNION	9,860	8,481	-13.99	14,706	13,246	-9.93
GHANA	0	8,517	-	0	7,657	-
LIBERIA	0	49,310	-	0	31,010	-
ANGOLA	577,212	735,964	27.5	1,004,419	1,338,743	33.29
CAMEROON	16,824	0	-100	33,538	0	-100
NIGERIA	113,129	155,875	37.79	194,007	214,275	10.45
GABON	269	150	-44.24	222	1,960	782.88
COTE D'IVOIRE	8,760	7,548	-13.84	11,388	9,417	-17.31
SENEGAL	281	4,448	1482.92	353	4,243	1101.98
MAURITANIA	110,650	206,344	86.48	287,846	841,193	192.24
BENIN	31,818	44,846	40.95	20,934	129,481	518.52
BURKINA FASO	0	3,644	-	0	11,022	-
SEYCHELLES	155,472	11,707	-92.47	147,489	32,247	-78.14
DJIBOUTI	536,464	128	-99.98	584,611	200	-99.97
SOUTH AFRICA	1,247,675	374,451	-69.99	1,645,735	1,000,341	-39.22
ZIMBABWE	5,074	0	-100	10,258	0	-100
ZAMBIA	77,441	0	-100	173,712	0	-100
MAURITIUS	1,371,850	1,153,288	-15.93	2,210,843	1,818,875	-17.73
VIRGIN ISLANDS (BRITISH)	0	2,567	-	0	973	-
AUSTRALIA	34,778,333	22,038,782	-36.63	28,076,449	32,824,653	16.91
NEW ZEALAND	973,146	1,963,919	101.81	1,030,086	2,408,444	133.81
MICRONESIA, FEDERATED STAT	0	6,520	-	0	20,921	-
GUAM	9,736	89	-99.09	4,576	573	-87.48
NEW CALEDONIA	11,295	10,018	-11.31	26,308	16,592	-36.93
SAINT VINCENT AND THE GREN.	43	0	-100	43	0	-100
VANUATU	29,631	420	-98.58	50,614	616	-98.78
WALLIS AND FUTUNA ISLANDS	224	0	-100	367	0	-100
COOK ISLANDS	3,272	0	-100	21,121	0	-100
FIJI	40,006	136,481	241.15	54,360	306,281	463.43
SOLOMON ISLANDS	4,943	0	-100	13,714	0	-100
EAST TIMOR	1,389,256	2,270,764	63.45	1,488,274	2,175,185	46.15
UNITED STATES	13,735,447	16,205,580	17.98	34,200,873	45,248,474	32.3
CANADA	437,386	754,381	72.47	2,113,807	938,261	-55.61
MEXICO	263,586	4,943,679	1775.55	608,032	12,862,145	2015.37
GUATEMALA	22,897	61,663	169.31	59,266	174,037	193.65
NICARAGUA	794	0	-100	962	0	-100
PANAMA	0	141	-	0	599	-
SURINAME	8,904	0	-100	14,800	0	-100
CHILE	150,219	156,350	4.08	237,592	247,646	4.23
VENEZUELA	1,848	508,738	27429.11	93,826	1,169,036	1145.96
ARGENTINA	55,748	9,680	-82.64	322,209	104,113	-67.69
BRAZIL	574,193	105,716	-81.59	1,784,009	268,564	-84.95
COLOMBIA	20,145	572,441	2741.6	45,966	4,119,417	8861.88
ECUADOR	114,809	534	-99.53	373,322	1,582	-99.58
PERU	186,555	128,209	-31.28	394,619	238,854	-39.47
TRINIDAD AND TOBAGO	25	99,419	397576	698	294,156	42042.69

TABEL 5. PERKEMBANGAN EKSPOR INDONESIA MENURUT KOMODITI DAN NEGARA TUJUAN

JENIS BARANG	BERAT BERSIH (KG)		PERUB %	NILAI FOB (US \$)		PERUB %
	JAN-MAR 2008	JAN-MAR 2009		JAN-MAR 2008	JAN-MAR 2009	
(1)	(2)	(3)	(4)	(5)	(6)	(7)
JAMAICA	0	802	-	0	660	-
PUERTO RICO	125	95	-24	464	566	21.98
DOMINICAN REPUBLIC	173	397	129.48	250	1,177	370.8
COSTA RICA	11	3,246	29409.09	45	3,579	7853.33
HAITI	0	53	-	0	118	-
ANGUILLA	0	67	-	0	86	-
BERMUDA	2	506	25200	60	1,952	3153.33
FRENCH GUIANA	1,162	2,192	88.64	3,988	5,148	29.09
FRENCH POLYNESIA	1,826,338	1,828	-99.9	1,511,216	2,539	-99.83
MARTINIQUE	325	689	112	1,120	811	-27.59
NETHERLANDS ANTILLES	1,664	3,377	102.94	5,401	3,180	-41.12
TURKS AND CAICOS ISLANDS	128	0	-100	212	0	-100
GUADELOUPE	1,109	1,652	48.96	1,491	2,630	76.39
UNITED KINGDOM	11,125,988	2,661,757	-76.08	8,060,533	3,462,745	-57.04
NETHERLANDS	23,439,087	28,740,528	22.62	19,783,841	19,830,176	0.23
FRANCE	126,537	126,473	-0.05	653,397	452,087	-30.81
GERMANY, FED. REP. OF	19,232,922	4,367,016	-77.29	15,917,966	4,980,999	-68.71
AUSTRIA	713	100,496	13994.81	1,785	108,275	5965.83
BELGIUM	661,921	1,615,852	144.12	1,408,652	6,711,697	376.46
SWITZERLAND	21,695,837	16,366	-99.92	135,536,373	38,406	-99.97
DENMARK	4,938,704	9,652	-99.8	3,075,908	25,816	-99.16
NORWAY	6,876	1,155	-83.2	16,288	5,208	-68.03
SWEDEN	76,974	14,400	-81.29	200,443	79,340	-60.42
FINLAND	7,839	3,251	-58.53	59,577	46,449	-22.04
IRELAND	88	492,507	559567.05	189	343,309	181544.97
ITALY	1,151,302	633,736	-44.95	3,560,391	1,268,280	-64.38
SPAIN	72,285	92,913	28.54	325,207	262,751	-19.2
PORTUGAL	103,335	5,362	-94.81	103,888	36,198	-65.16
GREECE	14,071	15,250	8.38	27,124	110,186	306.23
HUNGARY	982	520	-47.05	1,415	1,134	-19.86
POLAND	43,731	98,492	125.22	102,781	277,237	169.74
ROMANIA	366	357	-2.46	1,799	1,433	-20.34
BULGARIA	3,474	33	-99.05	3,762	29	-99.23
YUGOSLAVIA	0	213	-	0	473	-
KAZAKHSTAN	0	563,659	-	0	2,359,228	-
UKRAINE	15,542	77,680	399.81	28,271	162,178	473.65
LITHUANIA	0	1,086	-	0	3,025	-
ESTONIA	149,059	0	-100	314,160	0	-100
CROATIA	8,598	2	-99.98	25,623	10	-99.96
BOSNIA AND HERZEGOVINA	170	0	-100	798	0	-100
MALTA	962	86	-91.06	3,249	413	-87.29
SLOVAKIA	72	23,251	32193.06	2,058	57,772	2707.19
SLOVENIA	5,287	20,597	289.58	20,009	104,090	420.22
CZECH REPUBLIC	408	117,035	28585.05	2,388	261,879	10866.46
REP. OF MACEDONIA	0	4,979	-	0	6,243	-
RUSSIA FEDERATION	721,995	1,092	-99.85	2,083,051	2,461	-99.88
-TEMBAGA	71,333,316	79,350,125	11.24	582,788,029	411,666,871	-29.36
JAPAN	868,126	1,424,767	64.12	39,269,003	97,845,808	149.17
HONG KONG	2,220,877	1,560,605	-29.73	15,359,569	4,867,318	-68.31
KOREA, REPUBLIC OF	1,716,435	4,761,947	177.43	69,191,734	65,170,692	-5.81
TAIWAN	5,692,625	2,103,197	-63.05	38,815,159	7,674,184	-80.23
CHINA	17,542,873	25,287,018	44.14	82,669,935	82,720,816	0.06
THAILAND	14,776,693	11,043,671	-25.26	107,703,327	38,705,803	-64.06
SINGAPORE	5,697,588	14,263,348	150.34	69,922,219	47,988,464	-31.37
PHILIPPINES	4,110,253	996,501	-75.76	31,358,816	4,313,952	-86.24
MALAYSIA	14,627,568	15,394,568	5.24	107,029,284	53,298,135	-50.2
BRUNEI DARUSSALAM	0	14	-	0	52	-
VIET NAM	1,941,955	1,203,116	-38.05	15,129,402	3,957,661	-73.84
MALDIVES	77	2,057	2571.43	657	19,257	2831.05
INDIA	179,721	302,615	68.38	1,435,343	1,091,754	-23.94
PAKISTAN	96,542	597,639	519.05	653,900	1,773,082	171.15
BANGLADESH	0	72,440	-	0	256,174	-
SAUDI ARABIA	0	5,227	-	0	83,575	-
YEMEN	0	40,494	-	0	134,386	-
OMAN	0	390	-	0	2,579	-
UNITED ARAB EMIRATES	200	686	243	6,975	6,215	-10.9
QATAR	3,021	0	-100	2,275	0	-100
BAHRAIN	0	59	-	0	656	-
MADAGASCAR	350,000	57,184	-83.66	177,500	32,654	-81.6
KENYA	5,984	0	-100	27,882	0	-100
ANGOLA	0	41	-	0	513	-
SEYCHELLES	0	112	-	0	370	-
SOUTH AFRICA	1,091	481	-55.91	924	456	-50.65
VIRGIN ISLANDS (BRITISH)	741	11	-98.52	1,410	73	-94.82
AUSTRALIA	5,337	5,404	1.26	16,769	47,759	184.81
NEW ZEALAND	199,998	0	-100	178,941	0	-100
NEW CALEDONIA	53	0	-100	150	0	-100

TABEL 5. PERKEMBANGAN EKSPOR INDONESIA MENURUT KOMODITI DAN NEGARA TUJUAN

JENIS BARANG	BERAT BERSIH (KG)		PERUB	NILAI FOB (US \$)		PERUB
	JAN-MAR 2008	JAN-MAR 2009	%	JAN-MAR 2008	JAN-MAR 2009	%
(1)	(2)	(3)	(4)	(5)	(6)	(7)
VANUATU	272	168	-38.24	512	186	-63.67
FIJI	2,360	28	-98.81	10,650	707	-93.36
TUVALU	0	437	-	0	655	-
EAST TIMOR	8,896	25	-99.72	1,592	48	-96.98
UNITED STATES	1,182,031	129,242	-89.07	3,226,220	981,926	-69.56
CANADA	26,827	33,204	23.77	255,754	162,227	-36.57
VENEZUELA	20	0	-100	174	0	-100
BRAZIL	1,324	12,427	838.6	7,439	201,074	2602.97
PERU	13	0	-100	100	0	-100
UNITED KINGDOM	10,853	4,717	-56.54	44,072	51,736	17.39
NETHERLANDS	5,431	3,293	-39.37	38,634	29,109	-24.65
FRANCE	397	950	139.29	1,298	34,577	2563.87
GERMANY, FED. REP. OF	1,322	30,992	2244.33	9,382	99,401	959.49
AUSTRIA	13	124	853.85	382	1,299	240.05
BELGIUM	46,761	6,646	-85.79	221,618	87,804	-60.38
SWITZERLAND	0	16	-	0	50	-
SWEDEN	2,925	0	-100	2,464	0	-100
ITALY	691	3,190	361.65	1,413	12,303	770.7
SPAIN	3,444	317	-90.8	6,370	929	-85.42
PORTUGAL	0	43	-	0	1,224	-
GREECE	1,944	0	-100	6,055	0	-100
ROMANIA	1	0	-100	25	0	-100
SLOVAKIA	33	339	927.27	2,701	3,505	29.77
CZECH REPUBLIC	0	375	-	0	5,723	-
-SENG	1,117,771	956,052	-14.47	1,855,542	924,880	-50.16
JAPAN	715,669	357,061	-50.11	1,222,705	394,419	-67.74
TAIWAN	23,166	91,558	295.23	5,940	44,877	655.51
CHINA	70,384	97,217	38.12	142,058	65,759	-53.71
PAPUA NEW GUINEA	172	0	-100	165	0	-100
THAILAND	38,031	0	-100	52,575	0	-100
SINGAPORE	45,765	169,446	270.25	81,317	137,471	69.06
PHILIPPINES	27,684	23,605	-14.73	41,913	47,520	13.38
VIET NAM	232	1,516	553.45	1,494	3,991	167.14
INDIA	45,310	0	-100	86,089	0	-100
KENYA	8,000	0	-100	13,216	0	-100
GHANA	279	0	-100	833	0	-100
NIGERIA	20,000	0	-100	20,000	0	-100
GAMBIA	0	251	-	0	235	-
AMERICAN SAMOA	2,021	0	-100	2,721	0	-100
EAST TIMOR	118,571	215,398	81.66	182,365	230,608	26.45
UNITED STATES	18	0	-100	100	0	-100
UNITED KINGDOM	9	0	-100	91	0	-100
NETHERLANDS	29	0	-100	1,572	0	-100
FRANCE	1	0	-100	2	0	-100
SWEDEN	2,430	0	-100	386	0	-100
-LOGAM TIDAK MULIA LAIN	151,890,754	11,200,270	-92.63	58,276,694	38,809,836	-33.4
JAPAN	1,803,368	1,431,856	-20.6	7,418,561	6,371,266	-14.12
HONG KONG	499,923	181,707	-63.65	1,365,073	704,347	-48.4
KOREA, REPUBLIC OF	65,008,835	65,271	-99.9	4,892,104	145,652	-97.02
TAIWAN	81,206	48,945	-39.73	203,166	164,037	-19.26
CHINA	291,891	422,925	44.89	506,109	503,881	-0.44
MACAU	0	2	-	0	2	-
PAPUA NEW GUINEA	119,923	277,010	130.99	332,565	1,053,387	216.75
THAILAND	762,784	594,731	-22.03	5,507,349	3,615,632	-34.35
SINGAPORE	5,961,798	3,267,611	-45.19	8,720,216	6,899,775	-20.88
PHILIPPINES	1,046,780	583,909	-44.22	1,512,452	1,704,691	12.71
MALAYSIA	1,062,111	732,418	-31.04	4,174,735	2,514,409	-39.77
CAMBODIA	4,358	7,442	70.77	7,059	18,769	165.89
BRUNEI DARUSSALAM	430	35,028	8046.05	32,290	176,798	447.53
LAO PEOPLE'S DEMOCRATIC RE	1,350	3,694	173.63	51,478	6,731	-86.92
VIET NAM	404,343	389,088	-3.77	1,922,014	2,372,235	23.42
MALDIVES	10,325	9,305	-9.88	35,432	15,836	-55.31
INDIA	69,532,980	100,934	-99.85	2,462,551	226,989	-90.78
PAKISTAN	53,130	43,954	-17.27	200,178	200,246	0.03
BANGLADESH	0	9,013	-	0	7,711	-
SRI LANKA	24,510	67,841	176.79	44,903	90,052	100.55
IRAN (ISLAMIC REPUBLIC OF)	68,948	23,189	-66.37	146,957	65,606	-55.36
SAUDI ARABIA	32,719	25,711	-21.42	63,994	33,906	-47.02
ISRAEL	18,436	283	-98.46	20,462	183	-99.11
KUWAIT	19,005	6,480	-65.9	25,832	14,223	-44.94
JORDAN	13,206	27,811	110.59	38,517	55,104	43.06
LEBANON	18,218	8,178	-55.11	193,067	139,716	-27.63
OMAN	6,136	24,385	297.41	22,113	39,549	78.85
SYRIA ARAB REPUBLIC	39,999	0	-100	42,660	0	-100
TURKEY	32,160	368	-98.86	151,158	43,232	-71.4
UNITED ARAB EMIRATES	593,555	272,330	-54.12	827,834	704,049	-14.95

TABEL 5. PERKEMBANGAN EKSPOR INDONESIA MENURUT KOMODITI DAN NEGARA TUJUAN

JENIS BARANG	BERAT BERSIH (KG)		PERUB	NILAI FOB (US \$)		PERUB
	JAN-MAR 2008	JAN-MAR 2009	%	JAN-MAR 2008	JAN-MAR 2009	%
(1)	(2)	(3)	(4)	(5)	(6)	(7)
QATAR	31,181	3,281	-89.48	112,452	57,210	-49.12
BAHRAIN	197	60,003	30358.38	280	85,358	30385
CYPRUS	51,384	13,002	-74.7	59,255	34,595	-41.62
EGYPT	29,265	481	-98.36	51,961	35,849	-31.01
LIBYAN ARAB JAMAHIRIYA	19,997	50,688	153.48	26,390	71,821	172.15
MOROCCO	14,709	21	-99.86	17,052	405	-97.62
ALGERIA	288	0	-100	8,065	0	-100
ETHIOPIA	49,439	0	-100	51,978	0	-100
TANZANIA, UNITED REPUBLIC O	32	0	-100	7,710	0	-100
MADAGASCAR	6,342	915	-85.57	3,794	181	-95.23
KENYA	40,089	56,237	40.28	165,130	355,569	115.33
REUNION	2,290	1,780	-22.27	4,040	2,709	-32.95
MOZAMBIQUE	194	8,305	4180.93	485	77,944	15970.93
BOTSWANA	0	6	-	0	23	-
GHANA	0	198	-	0	68,398	-
LIBERIA	17,722	3,425	-80.67	67,470	107,718	59.65
ANGOLA	0	800	-	0	8,631	-
NIGERIA	343,093	1	-100	732,779	493	-99.93
SIERRA LEONE	4,129	0	-100	21,501	0	-100
BENIN	57,534	0	-100	42,080	0	-100
BURKINA FASO	23	0	-100	50	0	-100
SEYCHELLES	1,470	4	-99.73	3,451	11	-99.68
UGANDA	30,360	0	-100	85,620	0	-100
SAO TOME AND PRINCIPE	2,716	0	-100	2,700	0	-100
SOUTH AFRICA	74,696	68,015	-8.94	156,509	429,949	174.71
MAURITIUS	8,587	2,267	-73.6	41,626	12,371	-70.28
AUSTRALIA	489,077	243,821	-50.15	2,888,539	1,766,652	-38.84
NEW ZEALAND	47,176	20,045	-57.51	130,262	65,812	-49.48
GUAM	105	5,800	5423.81	652	10,614	1527.91
NEW CALEDONIA	41,158	40,103	-2.56	147,430	127,234	-13.7
SAINT VINCENT AND THE GREN.	2,331	0	-100	12,373	0	-100
VANUATU	49	4,836	9769.39	28	8,090	28792.86
COOK ISLANDS	0	33	-	0	49	-
FIJI	3,778	6,307	66.94	39,869	31,397	-21.25
SAMOA	0	875	-	0	3,724	-
TONGA	928	0	-100	703	0	-100
EAST TIMOR	110,844	317,741	186.66	85,595	262,007	206.1
UNITED STATES	667,346	179,569	-73.09	5,175,773	1,839,410	-64.46
CANADA	89,352	26,780	-70.03	761,244	137,543	-81.93
MEXICO	9,814	381	-96.12	57,539	11,789	-79.51
HONDURAS	0	96	-	0	336	-
PANAMA	0	19,925	-	0	100,000	-
SURINAME	143	1	-99.3	1,360	334	-75.44
CHILE	5,450	2,346	-56.95	62,748	34,026	-45.77
VENEZUELA	4,415	507	-88.52	14,061	1,156	-91.78
ARGENTINA	11,156	14,551	30.43	155,976	341,960	119.24
BRAZIL	12,302	25,933	110.8	100,158	397,856	297.23
COLOMBIA	110	440	300	7,782	12,320	58.31
ECUADOR	0	313	-	0	4,980	-
PERU	0	285	-	0	335	-
TRINIDAD AND TOBAGO	0	17,936	-	0	41,733	-
BAHAMAS	712	0	-100	1,206	0	-100
JAMAICA	400	0	-100	570	0	-100
PUERTO RICO	301	27	-91.03	2,080	226	-89.13
DOMINICAN REPUBLIC	223	0	-100	490	0	-100
COSTA RICA	3,749	640	-82.93	9,892	515	-94.79
BARBADOS	0	9,130	-	0	20,170	-
ANTIGUA AND BARBUDA	273	0	-100	662	0	-100
ANGUILLA	0	359	-	0	1,278	-
ARUBA	1,095	0	-100	1,819	0	-100
BERMUDA	273	396	45.05	2,033	1,210	-40.48
CAYMAN ISLANDS	28	0	-100	45	0	-100
FRENCH GUIANA	229	0	-100	793	0	-100
FRENCH POLYNESIA	6,289	4,045	-35.68	10,349	10,768	4.05
MARTINIQUE	4,961	0	-100	7,228	0	-100
NETHERLANDS ANTILLES	443	111	-74.94	3,529	448	-87.31
GUADELOUPE	32	0	-100	74	0	-100
UNITED KINGDOM	501,226	25,473	-94.92	1,162,844	242,882	-79.11
NETHERLANDS	110,140	70,913	-35.62	672,868	595,523	-11.49
FRANCE	100,218	43,990	-56.11	297,276	166,732	-43.91
GERMANY, FED. REP. OF	640,561	681,741	6.43	1,957,955	1,883,281	-3.81
AUSTRIA	7,644	1,762	-76.95	91,772	4,571	-95.02
BELGIUM	107,964	30,788	-71.48	234,710	52,386	-77.68
SWITZERLAND	6,710	11,431	70.36	111,312	202,727	82.13
LUXEMBOURG	2,100	0	-100	6,216	0	-100
DENMARK	2,401	22,770	848.35	182,418	41,673	-77.16
NORWAY	4,093	580	-85.83	10,717	7,891	-26.37
SWEDEN	44,431	46,755	5.23	192,709	193,835	0.58

TABEL 5. PERKEMBANGAN EKSPOR INDONESIA MENURUT KOMODITI DAN NEGARA TUJUAN

JENIS BARANG	BERAT BERSIH (KG)		PERUB %	NILAI FOB (US \$)		PERUB %
	JAN-MAR 2008	JAN-MAR 2009		JAN-MAR 2008	JAN-MAR 2009	
(1)	(2)	(3)	(4)	(5)	(6)	(7)
FINLAND	3,007	2,624	-12.74	25,642	52,612	105.18
IRELAND	79,415	0	-100	133,021	0	-100
ITALY	235,569	252,490	7.18	317,005	499,757	57.65
SPAIN	167,320	94,480	-43.53	385,421	235,621	-38.87
PORTUGAL	19,404	2,067	-89.35	17,997	3,556	-80.24
GREECE	32,501	3,144	-90.33	64,761	8,986	-86.12
HUNGARY	5,450	407	-92.53	19,385	1,313	-93.23
POLAND	3,684	1,042	-71.72	64,006	8,179	-87.22
ROMANIA	297	0	-100	1,129	0	-100
BULGARIA	1,229	4,438	261.11	21,080	20,379	-3.33
YUGOSLAVIA	0	265	-	0	512	-
UKRAINE	70	4,455	6264.29	110	51,978	47152.73
LATVIA	385	0	-100	822	0	-100
ESTONIA	0	16,345	-	0	31,087	-
CROATIA	1,346	6,595	389.97	12,861	23,057	79.28
SLOVAKIA	2	91	4450	10	2,288	22780
SLOVENIA	179	1,242	593.85	59	2,901	4816.95
CZECH REPUBLIC	600	70	-88.33	3,163	376	-88.11
RUSSIA FEDERATION	102	132	29.41	23,356	4,512	-80.68
-PAKAIAN JADI	98,649,303	90,170,157	-8.6	1,457,076,448	1,397,556,112	-4.08
JAPAN	2,477,409	2,635,002	6.36	32,536,671	38,575,009	18.56
HONG KONG	160,512	225,788	40.67	2,939,294	4,014,202	36.57
KOREA, REPUBLIC OF	286,507	791,711	176.33	4,962,547	8,293,960	67.13
TAIWAN	90,724	58,183	-35.87	1,258,633	1,075,758	-14.53
CHINA	271,836	179,638	-33.92	5,850,076	4,048,506	-30.8
MONGOLIA	81	13	-83.95	2,573	765	-70.27
MACAU	14	0	-100	295	0	-100
PAPUA NEW GUINEA	90,312	55,552	-38.49	641,919	235,371	-63.33
THAILAND	349,287	278,427	-20.29	3,016,929	2,850,180	-5.53
SINGAPORE	934,532	1,002,249	7.25	9,225,934	10,555,062	14.41
PHILIPPINES	76,094	144,981	90.53	997,638	1,902,347	90.69
MALAYSIA	2,042,529	2,616,635	28.11	10,547,598	20,345,566	92.89
MYANMAR (FORM. BURMA)	7,050	3,169	-55.05	125,600	33,979	-72.95
CAMBODIA	1,210	40	-96.69	8,375	3,208	-61.7
BRUNEI DARUSSALAM	64,774	34,730	-46.38	456,081	325,596	-28.61
LAO PEOPLE'S DEMOCRATIC RE	2,083	0	-100	39,609	0	-100
NEPAL	13,219	48,900	269.92	127,919	377,176	194.86
VIET NAM	45,913	133,379	190.5	478,120	1,027,390	114.88
MALDIVES	12,997	10,280	-20.9	40,286	49,657	23.26
INDIA	66,282	66,784	0.76	610,804	725,925	18.85
PAKISTAN	205,546	290,647	41.4	2,111,314	2,233,044	5.77
BANGLADESH	5,553	22,955	313.38	16,455	153,656	833.8
SRI LANKA	517,857	484,093	-6.52	2,715,209	2,729,100	0.51
IRAQ	0	1,255	-	0	25,000	-
IRAN (ISLAMIC REPUBLIC OF)	23,195	72,383	212.06	108,971	336,798	209.07
SAUDI ARABIA	1,606,998	1,827,808	13.74	15,028,583	16,781,250	11.66
ISRAEL	2,228	23,051	934.61	80,303	387,580	382.65
KUWAIT	131,938	208,801	58.26	1,042,828	1,958,830	87.84
JORDAN	740	24,598	3224.05	7,000	157,500	2150
LEBANON	3,067	3,330	8.58	93,825	75,420	-19.62
YEMEN	135,172	106,135	-21.48	1,464,385	880,108	-39.9
OMAN	5,848	1,729	-70.43	10,781	20,169	87.08
SYRIA ARAB REPUBLIC	0	22,644	-	0	287,400	-
TURKEY	121,336	64,389	-46.93	2,438,415	1,412,163	-42.09
UNITED ARAB EMIRATES	2,725,769	2,649,140	-2.81	28,593,273	30,803,314	7.73
QATAR	2,351	907	-61.42	66,885	21,473	-67.9
BAHRAIN	16,689	15,647	-6.24	93,385	104,056	11.43
CYPRUS	3,912	9,428	141	50,562	142,045	180.93
EGYPT	393,788	333,796	-15.23	5,057,221	4,965,140	-1.82
LIBYAN ARAB JAMAHIRIYA	70,649	202,160	186.15	241,198	857,325	255.44
MOROCCO	793	1,256	58.39	25,103	37,554	49.6
TUNISIA	3,339	0	-100	19,881	0	-100
ALGERIA	57,010	65,713	15.27	778,532	451,287	-42.03
SUDAN	563,436	743,125	31.89	6,185,612	6,661,740	7.7
NAMIBIA	0	77	-	0	214	-
ETHIOPIA	76,075	28,648	-62.34	790,861	252,480	-68.08
TANZANIA, UNITED REPUBLIC O	510,899	425,563	-16.7	300,430	207,920	-30.79
MADAGASCAR	32,338	11,568	-64.23	17,121	11,109	-35.11
SOMALIA	17,095	25,326	48.15	110,404	86,159	-21.96
KENYA	199,785	187,949	-5.92	343,942	437,233	27.12
REUNION	17,468	18,438	5.55	81,608	57,264	-29.83
MOZAMBIQUE	106,940	74,690	-30.16	492,332	35,550	-92.78
EQUATORIAL GUINEA	18,155	0	-100	32,997	0	-100
TOGO	3,048,709	2,503,634	-17.88	4,744,298	5,475,462	15.41
GHANA	23,118	9,998	-56.75	93,745	62,728	-33.09
LIBERIA	75,400	22,623	-70	93,770	211,600	125.66
GUINEA	587,921	467,441	-20.49	679,605	1,241,126	82.62

TABEL 5. PERKEMBANGAN EKSPOR INDONESIA MENURUT KOMODITI DAN NEGARA TUJUAN

JENIS BARANG	BERAT BERSIH (KG)		PERUB %	NILAI FOB (US \$)		PERUB %
	JAN-MAR 2008	JAN-MAR 2009		JAN-MAR 2008	JAN-MAR 2009	
(1)	(2)	(3)	(4)	(5)	(6)	(7)
ANGOLA	364,590	342,534	-6.05	19,981	19,616	-1.83
CONGO	215,996	104,726	-51.51	223,756	132,522	-40.77
CAMEROON	180,000	158,343	-12.03	272,480	233,024	-14.48
NIGERIA	54,344	26,984	-50.35	173,594	52,979	-69.48
SIERRA LEONE	104	42	-59.62	87	126	44.83
GABON	25,015	24,100	-3.66	14,821	13,064	-11.85
COTE D'IVOIRE	84,000	155,993	85.71	82,128	135,113	64.52
SENEGAL	743,229	528,092	-28.95	643,525	452,527	-29.68
MAURITANIA	55,070	15,068	-72.64	226,150	151,090	-33.19
BENIN	826,078	377,583	-54.29	4,003,474	1,252,140	-68.72
GAMBIA	84,250	102,770	21.98	109,200	488,158	347.03
U.S. VIRGIN ISLANDS	231	0	-100	2,462	0	-100
SEYCHELLES	1,076	635	-40.99	7,280	995	-86.33
UGANDA	25,662	63,586	147.78	189,953	220,988	16.34
NIGER	30,106	0	-100	31,497	0	-100
DJIBOUTI	40,561	16,399	-59.57	166,771	33,615	-79.84
SAO TOME AND PRINCIPE	0	1,776	-	0	630	-
SOUTH AFRICA	230,042	509,363	121.42	3,251,374	5,089,908	56.55
MALAWI	11,959	14,868	24.32	6,975	14,850	112.9
MAURITIUS	42,257	41,195	-2.51	254,512	199,246	-21.71
VIRGIN ISLANDS (BRITISH)	0	511	-	0	1,973	-
AUSTRALIA	540,883	550,734	1.82	10,107,591	10,593,974	4.81
NEW ZEALAND	67,851	38,042	-43.93	1,100,692	778,392	-29.28
GUAM	1,783	2,522	41.45	7,091	6,794	-4.19
PALAU	111	0	-100	686	0	-100
NEW CALEDONIA	34,866	14,123	-59.49	290,304	115,998	-60.04
NORTHERN MARIANA ISLANDS	108	0	-100	729	0	-100
SAINT VINCENT AND THE GREN.	3	0	-100	8	0	-100
VANUATU	9,394	3,783	-59.73	15,154	1,750	-88.45
WALLIS AND FUTUNA ISLANDS	7,579	762	-89.95	11,706	1,142	-90.24
AMERICAN SAMOA	1,408	0	-100	14,328	0	-100
COOK ISLANDS	505	0	-100	6,039	0	-100
FIJI	11,462	9,062	-20.94	63,358	97,279	53.54
SOLOMON ISLANDS	3,440	0	-100	9,173	0	-100
TONGA	0	84	-	0	2,826	-
TUVALU	5,009	0	-100	12,602	0	-100
EAST TIMOR	34,738	59,719	71.91	37,982	77,805	104.85
UNITED STATES	55,893,634	48,856,379	-12.59	900,919,319	815,326,825	-9.5
CANADA	1,420,528	1,475,961	3.9	31,649,882	31,426,524	-0.71
MEXICO	570,088	481,977	-15.46	9,183,123	8,929,694	-2.76
GUATEMALA	840	1,607	91.31	6,382	20,314	218.3
HONDURAS	0	614	-	0	43,802	-
NICARAGUA	18,140	0	-100	38,432	0	-100
PANAMA	348,350	351,398	0.87	3,603,165	4,306,511	19.52
SURINAME	6,897	9,011	30.65	21,091	37,327	76.98
CHILE	57,033	50,068	-12.21	613,735	743,960	21.22
VENEZUELA	2,042	18,584	810.09	80,963	160,060	97.7
ARGENTINA	28,536	101,948	257.26	588,131	2,393,382	306.95
BRAZIL	207,130	272,305	31.47	2,183,438	3,435,990	57.37
COLOMBIA	4,689	6,721	43.34	131,994	127,897	-3.1
BOLIVIA	8	152	1800	343	5,509	1506.12
URUGUAY	9,469	6,727	-28.96	159,851	171,561	7.33
PARAGUAY	117	4,109	3411.97	836	97,564	11570.33
ECUADOR	4,612	2,351	-49.02	79,416	50,120	-36.89
PERU	5,660	2,562	-54.73	97,200	72,397	-25.52
BAHAMAS	2,696	0	-100	7,059	0	-100
JAMAICA	230	339	47.39	329	5,031	1429.18
PUERTO RICO	49,562	63,356	27.83	635,464	638,261	0.44
BELIZE	2,883	5,722	98.47	16,737	33,354	99.28
DOMINICAN REPUBLIC	1,654	2,508	51.63	8,507	16,572	94.8
EL SALVADOR	8,474	73	-99.14	35,473	184	-99.48
COSTA RICA	696	7,255	942.39	10,283	69,140	572.37
HAITI	0	40	-	0	78	-
BARBADOS	60	369	515	3,392	12,100	256.72
ANTIGUA AND BARBUDA	169	17	-89.94	2,052	628	-69.4
ARUBA	130	117	-10	418	266	-36.36
BERMUDA	2,066	3,439	66.46	9,028	11,870	31.48
CAYMAN ISLANDS	192	0	-100	50	0	-100
FRENCH GUIANA	1,088	0	-100	18,067	0	-100
FRENCH POLYNESIA	36,462	2,765	-92.42	124,938	28,322	-77.33
GREENLAND	46	0	-100	1,198	0	-100
MARTINIQUE	4,036	909	-77.48	19,681	14,000	-28.87
NETHERLANDS ANTILLES	48,420	91,549	89.07	443,673	809,365	82.42
SAINT LUCIA	38	0	-100	1,178	0	-100
GUADELOUPE	1,781	408	-77.09	8,457	1,077	-87.26
SAINT KITTS AND NEVIS	317	713	124.92	3,382	14,742	335.9
UNITED KINGDOM	4,071,837	4,013,426	-1.43	74,042,432	79,556,698	7.45
NETHERLANDS	1,319,343	1,592,213	20.68	27,355,276	31,313,909	14.47

TABEL 5. PERKEMBANGAN EKSPOR INDONESIA MENURUT KOMODITI DAN NEGARA TUJUAN

JENIS BARANG	BERAT BERSIH (KG)		PERUB	NILAI FOB (US \$)		PERUB
	JAN-MAR 2008	JAN-MAR 2009	%	JAN-MAR 2008	JAN-MAR 2009	%
(1)	(2)	(3)	(4)	(5)	(6)	(7)
FRANCE	1,147,723	1,032,796	-10.01	22,014,511	20,512,584	-6.82
GERMANY, FED. REP. OF	6,295,090	5,055,587	-19.69	122,464,856	108,207,072	-11.64
AUSTRIA	122,126	36,606	-70.03	2,284,749	1,736,891	-23.98
BELGIUM	1,617,375	1,143,964	-29.27	35,091,094	28,597,289	-18.51
SWITZERLAND	142,798	127,190	-10.93	2,776,098	2,910,326	4.84
LUXEMBOURG	1,090	0	-100	9,650	0	-100
DENMARK	92,754	46,697	-49.66	1,473,072	817,964	-44.47
NORWAY	55,250	49,331	-10.71	1,124,283	1,225,148	8.97
SWEDEN	178,007	133,775	-24.85	2,448,494	2,335,061	-4.63
FINLAND	7,219	17,322	139.95	118,446	218,674	84.62
IRELAND	145,741	128,901	-11.55	2,252,532	2,388,581	6.04
ITALY	871,064	763,185	-12.38	18,617,487	21,535,874	15.68
SPAIN	933,245	1,203,520	28.96	11,362,333	20,152,710	77.36
PORTUGAL	16,848	28,548	69.44	178,523	233,913	31.03
GREECE	54,355	38,043	-30.01	735,772	873,568	18.73
DEMOCRATIC REPUBLIC OF THE	64,070	50,396	-21.34	246,997	95,526	-61.33
HUNGARY	8,088	9,908	22.5	172,649	206,839	19.8
POLAND	104,943	45,211	-56.92	1,427,396	925,061	-35.19
ROMANIA	10,954	7,874	-28.12	159,662	175,881	10.16
BULGARIA	2,081	3,480	67.23	16,999	106,323	525.47
YUGOSLAVIA	4,958	3,159	-36.28	94,602	72,687	-23.17
ALBANIA	0	3	-	0	62	-
KAZAKHSTAN	2,882	3,228	12.01	84,076	81,960	-2.52
UKRAINE	284,934	122,565	-56.98	3,626,479	2,242,073	-38.17
LITHUANIA	0	38	-	0	107	-
LATVIA	1,229	0	-100	11,390	0	-100
ESTONIA	22,208	1,871	-91.58	247,848	30,091	-87.86
CROATIA	18,108	12,824	-29.18	66,745	112,093	67.94
MALTA	48,056	7,956	-83.44	367,556	74,880	-79.63
SLOVAKIA	2,793	9,527	241.1	48,855	169,307	246.55
SLOVENIA	2,688	8,037	199	38,954	182,988	369.75
CZECH REPUBLIC	16,868	13,249	-21.45	607,864	471,086	-22.5
RUSSIA FEDERATION	205,613	237,869	15.69	5,566,903	6,819,481	22.5
-KAIN TENUN	69,914,149	49,455,683	-29.26	368,727,670	271,426,521	-26.39
JAPAN	8,082,430	7,335,767	-9.24	35,101,549	30,447,564	-13.26
HONG KONG	930,063	750,483	-19.31	6,086,948	5,157,451	-15.27
KOREA, REPUBLIC OF	1,152,162	1,299,835	12.82	4,411,233	4,704,553	6.65
TAIWAN	1,320,708	1,693,221	28.21	6,579,729	5,342,064	-18.81
CHINA	2,654,095	1,014,725	-61.77	11,507,117	7,148,062	-37.88
MACAU	35,283	30,199	-14.41	245,523	149,307	-39.19
PAPUA NEW GUINEA	58,806	124,568	111.83	331,252	788,969	138.18
THAILAND	1,821,038	1,616,988	-11.21	9,506,682	13,783,755	44.99
SINGAPORE	1,592,238	728,863	-54.22	16,262,222	5,450,648	-66.48
PHILIPPINES	785,072	895,468	14.06	4,478,063	3,797,605	-15.2
MALAYSIA	5,084,906	3,374,470	-33.64	20,441,651	16,169,643	-20.9
MYANMAR (FORM. BURMA)	251,785	235,337	-6.53	1,678,514	1,812,082	7.96
CAMBODIA	480,929	262,285	-45.46	2,233,424	1,561,693	-30.08
BRUNEI DARUSSALAM	36,939	15,888	-56.99	249,621	114,331	-54.2
LAO PEOPLE'S DEMOCRATIC RE	67,426	42,348	-37.19	267,556	194,417	-27.34
NEPAL	290	2,863	887.24	3,561	20,569	477.62
VIET NAM	1,224,467	1,642,548	34.14	6,873,193	7,574,622	10.21
MALDIVES	11,851	8,009	-32.42	27,525	39,867	44.84
INDIA	919,384	269,990	-70.63	5,102,576	1,671,408	-67.24
PAKISTAN	59,297	126,543	113.41	297,139	815,945	174.6
BANGLADESH	1,381,030	1,623,937	17.59	5,985,742	7,316,421	22.23
SRI LANKA	1,303,621	951,785	-26.99	10,049,693	6,412,142	-36.2
AFGHANISTAN	0	76,602	-	0	654,771	-
IRAQ	0	2,907	-	0	14,915	-
IRAN (ISLAMIC REPUBLIC OF)	221,015	226,345	2.41	1,393,943	1,638,002	17.51
SAUDI ARABIA	2,728,137	2,474,631	-9.29	18,446,840	17,446,291	-5.42
ISRAEL	10,481	15,189	44.92	26,936	50,744	88.39
KUWAIT	247,158	263,577	6.64	2,039,788	2,002,123	-1.85
JORDAN	308,836	220,558	-28.58	1,911,215	1,427,019	-25.33
LEBANON	66,385	93,917	41.47	370,689	454,357	22.57
YEMEN	278,290	221,933	-20.25	1,551,867	1,208,186	-22.15
OMAN	154,923	79,913	-48.42	977,525	561,768	-42.53
SYRIA ARAB REPUBLIC	598,929	459,988	-23.2	3,560,908	3,091,192	-13.19
TURKEY	6,760,529	4,534,100	-32.93	33,839,945	22,200,849	-34.39
UNITED ARAB EMIRATES	5,878,882	4,331,709	-26.32	40,497,614	36,086,279	-10.89
QATAR	17,033	20,918	22.81	118,996	183,102	53.87
BAHRAIN	7,868	19,320	145.55	68,286	152,508	123.34
CYPRUS	18,000	30,363	68.68	124,666	212,780	70.68
EGYPT	346,614	323,415	-6.69	1,988,109	2,150,136	8.15
LIBYAN ARAB JAMAHIRIYA	151,814	58,136	-61.71	908,105	344,767	-62.03
MOROCCO	237,879	209,535	-11.92	1,428,364	1,113,375	-22.05
TUNISIA	37,265	9,710	-73.94	178,630	30,877	-82.71
ALGERIA	94,847	10,564	-88.86	390,359	9,521	-97.56

TABEL 5. PERKEMBANGAN EKSPOR INDONESIA MENURUT KOMODITI DAN NEGARA TUJUAN

JENIS BARANG	BERAT BERSIH (KG)		PERUB	NILAI FOB (US \$)		PERUB
	JAN-MAR 2008	JAN-MAR 2009	%	JAN-MAR 2008	JAN-MAR 2009	%
(1)	(2)	(3)	(4)	(5)	(6)	(7)
SUDAN	110,550	95,973	-13.19	713,586	594,725	-16.66
LESOTHO	384,927	115,660	-69.95	1,141,640	358,909	-68.56
ETHIOPIA	37,549	6,653	-82.28	195,233	41,372	-78.81
TANZANIA, UNITED REPUBLIC O	1,841	1,522	-17.33	870	1,968	126.21
MADAGASCAR	630	2,214	251.43	428	8,128	1799.07
SOMALIA	28,143	0	-100	218,104	0	-100
KENYA	220,852	135,567	-38.62	1,082,640	672,330	-37.9
REUNION	7	1,396	19842.86	25	5,265	20960
MOZAMBIQUE	11,072	9,535	-13.88	98,357	57,682	-41.35
TOGO	43,414	0	-100	238,440	0	-100
GHANA	50,236	68,085	35.53	267,223	383,226	43.41
NIGERIA	0	6,773	-	0	78,762	-
GABON	5,240	1,086	-79.27	3,135	550	-82.46
COTE D'IVOIRE	22,357	36,517	63.34	69,667	114,449	64.28
SENEGAL	2,899	3,733	28.77	2,700	3,600	33.33
MALI	96,235	0	-100	594,300	0	-100
BENIN	0	7,207	-	0	41,449	-
BURKINA FASO	0	32,306	-	0	83,109	-
GAMBIA	10,123	0	-100	77,846	0	-100
SEYCHELLES	2,954	45	-98.48	30,797	410	-98.67
UGANDA	0	13,545	-	0	101,650	-
NIGER	54,405	0	-100	223,035	0	-100
DJIBOUTI	18,552	10,381	-44.04	132,576	55,899	-57.84
SAO TOME AND PRINCIPE	0	1,057	-	0	375	-
SOUTH AFRICA	1,243,626	632,852	-49.11	5,924,239	2,842,197	-52.02
ZIMBABWE	171,878	0	-100	501,764	0	-100
MAURITIUS	299,153	92,907	-68.94	1,042,887	562,242	-46.09
AUSTRALIA	744,500	735,926	-1.15	2,962,382	2,335,091	-21.18
NEW ZEALAND	79,056	91,998	16.37	617,644	582,466	-5.7
GUAM	48	205	327.08	67	389	480.6
NEW CALEDONIA	2,371	104	-95.61	5,950	158	-97.34
VANUATU	3,352	0	-100	2,240	0	-100
AMERICAN SAMOA	0	5,774	-	0	38,740	-
FIJI	58,154	35,265	-39.36	309,392	194,689	-37.07
EAST TIMOR	5,885	1,852	-68.53	9,946	3,651	-63.29
UNITED STATES	2,524,934	1,218,103	-51.76	20,697,328	9,409,359	-54.54
CANADA	262,209	211,504	-19.34	1,628,222	1,382,448	-15.09
MEXICO	869,897	358,559	-58.78	4,055,371	1,960,168	-51.66
GUATEMALA	79,586	24,642	-69.04	661,663	218,980	-66.9
HONDURAS	42,720	21,816	-48.93	286,260	152,569	-46.7
NICARAGUA	334,303	15,918	-95.24	1,262,326	63,404	-94.98
PANAMA	282,477	99,126	-64.91	1,571,125	722,061	-54.04
SURINAME	4,173	4,777	14.47	24,031	21,071	-12.32
CHILE	49,658	74,332	49.69	335,757	263,879	-21.41
VENEZUELA	10,521	8,765	-16.69	40,034	84,183	110.28
ARGENTINA	58,433	3,563	-93.9	340,718	44,390	-86.97
BRAZIL	657,190	471,625	-28.24	4,105,749	2,611,337	-36.4
COLOMBIA	97,755	128,416	31.37	590,456	737,376	24.88
URUGUAY	7,074	7,521	6.32	24,614	45,490	84.81
PARAGUAY	18,371	0	-100	113,781	0	-100
ECUADOR	0	32,992	-	0	229,020	-
PERU	164,377	22,661	-86.21	982,476	157,261	-83.99
JAMAICA	470	0	-100	3,997	0	-100
PUERTO RICO	7	0	-100	165	0	-100
DOMINICAN REPUBLIC	44,529	41,802	-6.12	251,372	244,984	-2.54
EL SALVADOR	43,387	10,900	-74.88	226,899	38,251	-83.14
COSTA RICA	274	0	-100	1,967	0	-100
HAITI	0	45,118	-	0	51,896	-
ARUBA	48	0	-100	95	0	-100
FRENCH GUIANA	0	957	-	0	3,196	-
FRENCH POLYNESIA	517	1,144	121.28	14,644	19,689	34.45
NETHERLANDS ANTILLES	3	0	-100	72	0	-100
GUADELOUPE	0	9	-	0	15	-
UNITED KINGDOM	1,757,087	493,368	-71.92	6,959,837	2,742,243	-60.6
NETHERLANDS	1,849,200	888,803	-51.94	7,874,369	3,908,717	-50.36
FRANCE	299,889	227,079	-24.28	2,837,624	2,045,084	-27.93
GERMANY, FED. REP. OF	1,447,276	569,696	-60.64	7,804,678	2,872,157	-63.2
AUSTRIA	4,489	768	-82.89	52,752	8,874	-83.18
BELGIUM	1,425,554	1,041,589	-26.93	4,720,196	3,602,504	-23.68
SWITZERLAND	40	510	1175	95	3,267	3338.95
DENMARK	45,839	37,597	-17.98	262,468	255,849	-2.52
NORWAY	3,004	0	-100	17,281	0	-100
SWEDEN	19,701	8,894	-54.86	107,185	60,823	-43.25
FINLAND	132,407	171,598	29.6	884,535	1,170,830	32.37
IRELAND	49	0	-100	231	0	-100
ITALY	3,977,302	1,064,145	-73.24	13,718,498	4,137,972	-69.84
SPAIN	955,417	718,482	-24.8	4,077,856	3,308,636	-18.86
PORTUGAL	153,313	56,759	-62.98	753,926	180,990	-75.99

TABEL 5. PERKEMBANGAN EKSPOR INDONESIA MENURUT KOMODITI DAN NEGARA TUJUAN

JENIS BARANG	BERAT BERSIH (KG)		PERUB %	NILAI FOB (US \$)		PERUB %
	JAN-MAR 2008	JAN-MAR 2009		JAN-MAR 2008	JAN-MAR 2009	
(1)	(2)	(3)	(4)	(5)	(6)	(7)
GREECE	249,812	98,528	-60.56	1,380,481	628,507	-54.47
HUNGARY	109,978	124,708	13.39	777,820	949,312	22.05
POLAND	374,832	176,406	-52.94	2,547,274	1,285,086	-49.55
ROMANIA	42,780	42,597	-0.43	275,549	277,020	0.53
BULGARIA	1,747	407,990	23253.75	18,556	1,649,241	8787.91
BELARUS	22,415	4,344	-80.62	195,036	38,015	-80.51
KAZAKHSTAN	94	179	90.43	3,214	4,221	31.33
KYRGYZSTAN	0	665	-	0	6,227	-
UKRAINE	139,184	45,629	-67.22	1,085,629	395,905	-63.53
UZBEKISTAN	39,498	0	-100	144,494	0	-100
LITHUANIA	0	38,038	-	0	214,744	-
LATVIA	246	0	-100	4,802	0	-100
ESTONIA	7,735	7,174	-7.25	25,795	20,731	-19.63
CROATIA	0	46,770	-	0	173,712	-
MALTA	8	0	-100	102	0	-100
SLOVAKIA	5,466	4,449	-18.61	33,853	36,068	6.54
SLOVENIA	7,912	468,928	5826.79	90,320	2,056,130	2176.49
CZECH REPUBLIC	19,408	4,478	-76.93	138,983	31,038	-77.67
RUSSIA FEDERATION	140,840	25,674	-81.77	704,698	231,430	-67.16
-TEKSTIL LAINNYA	282,066,430	265,081,342	-6.02	704,613,452	510,814,223	-27.5
JAPAN	22,553,147	13,788,771	-38.86	69,115,283	43,622,633	-36.88
HONG KONG	5,221,210	2,815,951	-46.07	14,461,367	9,260,833	-35.96
KOREA, DEMOCRATIC PEOPLE'S	200	192,440	96120	450	394,788	87630.67
KOREA, REPUBLIC OF	24,424,603	24,730,151	1.25	68,733,676	53,331,294	-22.41
TAIWAN	8,459,759	6,441,284	-23.86	18,751,337	13,149,072	-29.88
CHINA	14,051,703	15,390,025	9.52	29,061,573	30,287,931	4.22
MACAU	58,281	10,446	-82.08	194,116	157,782	-18.72
PAPUA NEW GUINEA	31,289	7,321	-76.6	51,918	14,640	-71.8
THAILAND	8,584,422	3,710,062	-56.78	22,221,645	6,417,727	-71.12
SINGAPORE	2,454,444	1,658,873	-32.41	7,513,016	5,295,367	-29.52
PHILIPPINES	5,403,738	4,231,497	-21.69	12,769,630	8,286,680	-35.11
MALAYSIA	7,089,286	4,996,632	-29.52	18,563,278	11,431,714	-38.42
MYANMAR (FORM. BURMA)	85,852	11,003	-87.18	462,139	77,675	-83.19
CAMBODIA	232,509	163,976	-29.48	1,068,687	920,467	-13.87
BRUNEI DARUSSALAM	65,746	28,743	-56.28	213,379	97,529	-54.29
LAO PEOPLE'S DEMOCRATIC RE	200	6,830	3315	1	33,304	3330300
NEPAL	0	45	-	0	45	-
VIET NAM	10,659,807	9,333,116	-12.45	20,741,169	12,320,269	-40.6
MALDIVES	22,813	34,866	52.83	76,234	110,969	45.56
INDIA	5,094,791	11,394,221	123.64	14,762,359	20,108,771	36.22
PAKISTAN	8,030,151	8,004,823	-0.32	15,745,556	11,720,553	-25.56
BANGLADESH	3,659,462	5,023,782	37.28	10,170,981	10,524,948	3.48
SRI LANKA	3,174,455	2,777,623	-12.5	8,866,726	7,092,911	-20.01
AFGHANISTAN	11,874	510	-95.7	11,057	250	-97.74
IRAN (ISLAMIC REPUBLIC OF)	3,739,486	1,413,123	-62.21	9,120,056	2,158,420	-76.33
SAUDI ARABIA	869,318	748,179	-13.93	3,155,688	2,308,358	-26.85
ISRAEL	967,765	2,061,205	112.99	2,619,280	3,360,660	28.3
KUWAIT	20,741	33,916	63.52	157,150	364,901	132.2
JORDAN	190,931	138,083	-27.68	549,068	299,129	-45.52
LEBANON	63,720	115,307	80.96	153,937	217,838	41.51
YEMEN	233,720	214,078	-8.4	1,086,835	775,552	-28.64
OMAN	121	0	-100	456	0	-100
SYRIA ARAB REPUBLIC	1,031,510	2,764,622	168.02	2,472,757	4,076,680	64.86
TURKEY	15,866,304	25,157,735	58.56	41,428,242	37,579,667	-9.29
UNITED ARAB EMIRATES	2,148,797	899,318	-58.15	10,564,401	3,591,218	-66.01
QATAR	14,979	23,633	57.77	26,178	42,188	61.16
BAHRAIN	89	2,931	3193.26	463	25,807	5473.87
CYPRUS	5,686	15	-99.74	27,775	500	-98.2
EGYPT	10,917,766	10,632,350	-2.61	20,138,112	15,799,330	-21.55
LIBYAN ARAB JAMAHIRIYA	42	609	1350	5	894	17780
MOROCCO	687,984	592,580	-13.87	1,116,345	809,146	-27.52
TUNISIA	102,138	294,049	187.89	264,396	528,108	99.74
ALGERIA	675,207	844,572	25.08	1,611,267	2,040,149	26.62
SUDAN	38,237	19,855	-48.07	72,268	43,658	-39.59
NAMIBIA	335	555	65.67	133	384	188.72
ETHIOPIA	1,014,789	200,050	-80.29	2,940,628	459,009	-84.39
TANZANIA, UNITED REPUBLIC O	1,064	1,795	68.7	795	1,745	119.5
MADAGASCAR	85,381	150,172	75.88	353,671	260,116	-26.45
KENYA	285,209	618,576	116.89	765,673	1,104,317	44.23
REUNION	14,265	19,094	33.85	24,075	58,664	143.67
MOZAMBIQUE	146	8,112	5456.16	741	20,643	2685.83
TOGO	34,683	69,639	100.79	186,818	380,986	103.93
GHANA	152,758	122,812	-19.6	622,698	507,377	-18.52
LIBERIA	0	131	-	0	350	-
GUINEA	15,108	14,236	-5.77	43,300	42,474	-1.91
CONGO	24,100	0	-100	38,390	0	-100
CAMEROON	74,500	45	-99.94	135,018	300	-99.78

TABEL 5. PERKEMBANGAN EKSPOR INDONESIA MENURUT KOMODITI DAN NEGARA TUJUAN

JENIS BARANG	BERAT BERSIH (KG)		PERUB %	NILAI FOB (US \$)		PERUB %
	JAN-MAR 2008	JAN-MAR 2009		JAN-MAR 2008	JAN-MAR 2009	
(1)	(2)	(3)	(4)	(5)	(6)	(7)
NIGERIA	36,377	101,378	178.69	242,725	601,102	147.65
SIERRA LEONE	79	0	-100	66	0	-100
GABON	9,640	2,830	-70.64	5,951	4,109	-30.95
COTE D'IVOIRE	0	80	-	0	1,000	-
SENEGAL	80,295	89,651	11.65	145,225	301,060	107.31
MAURITANIA	161,439	182,424	13	520,425	628,862	20.84
MALI	100	0	-100	1,695	0	-100
BENIN	41,142	0	-100	374,898	0	-100
BURKINA FASO	0	16,224	-	0	48,688	-
GAMBIA	12,970	21,137	62.97	36,330	37,851	4.19
U.S. VIRGIN ISLANDS	9	0	-100	105	0	-100
SEYCHELLES	1,195	2,459	105.77	3,959	5,162	30.39
UGANDA	194	0	-100	6,085	0	-100
NIGER	16,900	26,900	59.17	180,900	201,000	11.11
DJIBOUTI	9,000	28	-99.69	1,020	45	-95.59
SAO TOME AND PRINCIPE	9,828	3,946	-59.85	9,540	1,400	-85.32
SOUTH AFRICA	1,210,005	856,354	-29.23	3,494,312	2,309,862	-33.9
ZIMBABWE	7,161	65	-99.09	30,278	250	-99.17
ZAMBIA	56,988	18,370	-67.77	120,627	37,554	-68.87
MALAWI	37	95	156.76	233	250	7.3
MAURITIUS	300,560	255,514	-14.99	927,266	498,369	-46.25
VIRGIN ISLANDS (BRITISH)	0	1,309	-	0	5,350	-
AUSTRALIA	4,614,657	3,045,144	-34.01	10,229,439	6,363,172	-37.8
NEW ZEALAND	892,866	548,892	-38.52	2,595,483	1,490,315	-42.58
GUAM	5,334	2,308	-56.73	8,566	11,361	32.63
PALAU	15	0	-100	95	0	-100
NEW CALEDONIA	23,308	8,287	-64.45	129,919	39,388	-69.68
SAINT VINCENT AND THE GREN.	805	0	-100	1,322	0	-100
VANUATU	1,549	19,271	1144.09	1,931	90,648	4594.36
WALLIS AND FUTUNA ISLANDS	1,732	756	-56.35	2,688	1,134	-57.81
COOK ISLANDS	885	832	-5.99	6,314	9,359	48.23
FIJI	8,986	11,699	30.19	27,580	34,296	24.35
KIRIBATI	0	234	-	0	495	-
SAMOA	1,949	1,598	-18.01	3,896	6,796	74.44
SOLOMON ISLANDS	1,480	0	-100	4,130	0	-100
TONGA	472	0	-100	359	0	-100
TUVALU	189	792	319.05	487	1,698	248.67
EAST TIMOR	136,883	39,846	-70.89	326,297	70,633	-78.35
UNITED STATES	23,275,633	18,596,072	-20.1	54,474,999	33,234,635	-38.99
CANADA	1,663,230	1,441,799	-13.31	3,914,381	2,568,814	-34.37
MEXICO	2,658,347	4,331,627	62.94	6,445,416	7,584,028	17.67
GUATEMALA	196,139	270,963	38.15	431,842	640,802	48.39
HONDURAS	243,469	156,807	-35.59	482,369	308,955	-35.95
NICARAGUA	71	0	-100	87	0	-100
PANAMA	531	5,323	902.45	6,190	22,716	266.98
CUBA	76,028	0	-100	133,164	0	-100
SURINAME	44,800	84,798	89.28	110,950	112,324	1.24
CHILE	792,337	778,914	-1.69	2,088,441	1,691,273	-19.02
VENEZUELA	504,686	1,442,620	185.85	1,314,186	3,439,039	161.69
ARGENTINA	3,939,904	2,686,143	-31.82	9,871,825	4,895,665	-50.41
BRAZIL	23,639,139	29,503,408	24.81	52,591,868	48,986,706	-6.85
COLOMBIA	1,036,103	2,561,252	147.2	2,531,426	3,939,591	55.63
URUGUAY	115,515	56,641	-50.97	345,956	152,801	-55.83
PARAGUAY	10,754	0	-100	32,146	0	-100
ECUADOR	346,049	104,054	-69.93	910,734	165,594	-81.82
PERU	321,002	415,139	29.33	1,071,158	762,834	-28.78
TRINIDAD AND TOBAGO	2,779	84	-96.98	5,005	102	-97.96
BAHAMAS	185	263	42.16	352	2,943	736.08
JAMAICA	92,113	45,048	-51.09	169,146	87,466	-48.29
PUERTO RICO	754	1,355	79.71	7,037	6,535	-7.13
DOMINICAN REPUBLIC	83,459	3,375	-95.96	209,033	7,561	-96.38
EL SALVADOR	146,495	122,809	-16.17	406,652	242,983	-40.25
COSTA RICA	11,185	21,946	96.21	32,584	69,774	114.14
HAITI	0	81,206	-	0	151,130	-
BARBADOS	585	1	-99.83	1,501	10	-99.33
ANTIGUA AND BARBUDA	521	0	-100	2,420	0	-100
ANGUILLA	0	828	-	0	3,379	-
ARUBA	304	0	-100	980	0	-100
BERMUDA	256	523	104.3	1,206	1,690	40.13
CAYMAN ISLANDS	1,342	0	-100	265	0	-100
FRENCH GUIANA	9,271	21,744	134.54	25,694	31,161	21.28
FRENCH POLYNESIA	43,178	34,477	-20.15	106,840	79,089	-25.97
MARTINIQUE	784	11,821	1407.78	1,200	34,197	2749.75
NETHERLANDS ANTILLES	1,875	1,995	6.4	9,515	5,980	-37.15
TURKS AND CAICOS ISLANDS	48	0	-100	80	0	-100
GUADELOUPE	3,342	14,438	332.02	9,725	28,689	195
SAINT KITTS AND NEVIS	270	176	-34.81	2,462	2,949	19.78
UNITED KINGDOM	3,624,422	2,654,844	-26.75	7,923,993	4,548,295	-42.6

TABEL 5. PERKEMBANGAN EKSPOR INDONESIA MENURUT KOMODITI DAN NEGARA TUJUAN

JENIS BARANG	BERAT BERSIH (KG)		PERUB	NILAI FOB (US \$)		PERUB
	JAN-MAR 2008	JAN-MAR 2009	%	JAN-MAR 2008	JAN-MAR 2009	%
(1)	(2)	(3)	(4)	(5)	(6)	(7)
NETHERLANDS	1,607,938	867,139	-46.07	4,329,566	2,362,535	-45.43
FRANCE	478,122	758,670	58.68	2,159,619	1,764,385	-18.3
GERMANY, FED. REP. OF	7,612,371	6,388,809	-16.07	19,399,458	13,072,702	-32.61
AUSTRIA	22,271	11,475	-48.48	57,143	46,540	-18.56
BELGIUM	8,515,959	7,043,724	-17.29	18,485,248	9,605,646	-48.04
SWITZERLAND	86,071	1,594	-98.15	248,825	14,184	-94.3
DENMARK	174,715	135,074	-22.69	691,283	499,363	-27.76
NORWAY	47,809	74,371	55.56	331,583	570,050	71.92
SWEDEN	655,998	289,991	-55.79	1,963,588	1,828,171	-6.9
FINLAND	421,092	448,964	6.62	1,223,336	1,226,579	0.27
IRELAND	97,191	119,870	23.33	196,119	105,489	-46.21
ITALY	11,138,989	7,550,389	-32.22	25,435,941	12,508,706	-50.82
SPAIN	5,713,553	3,767,283	-34.06	13,772,010	7,788,060	-43.45
PORTUGAL	1,758,598	1,956,872	11.27	5,314,446	4,342,338	-18.29
GREECE	1,064,198	1,036,091	-2.64	2,804,433	2,410,655	-14.04
DEMOCRATIC REPUBLIC OF THE	35,793	15,213	-57.5	69,058	38,386	-44.41
HUNGARY	561,784	254,524	-54.69	1,076,499	406,224	-62.26
POLAND	1,035,229	643,949	-37.8	2,460,748	1,109,752	-54.9
ROMANIA	127,568	119,184	-6.57	341,176	542,068	58.88
BULGARIA	19,717	52,460	166.06	70,560	75,825	7.46
YUGOSLAVIA	820	330	-59.76	851	2,650	211.4
AZERBAIJAN	1,203	0	-100	751	0	-100
KAZAKHSTAN	0	2	-	0	37	-
KYRGYZSTAN	58,900	80,441	36.57	171,000	263,637	54.17
MOLDOVA, REPUBLIC OF	44	0	-100	100	0	-100
UKRAINE	90,070	43,709	-51.47	196,552	79,276	-59.67
UZBEKISTAN	230	360	56.52	10	5	-50
LITHUANIA	529,228	26,042	-95.08	1,013,581	49,925	-95.07
LATVIA	0	66,665	-	0	171,858	-
ESTONIA	48,869	0	-100	133,947	0	-100
CROATIA	2,814	28,154	900.5	19,186	67,113	249.8
MALTA	5,783	5	-99.91	12,059	27	-99.78
SLOVAKIA	646	1,162	79.88	4,595	6,843	48.92
SLOVENIA	93,986	195,940	108.48	207,469	453,131	118.41
CZECH REPUBLIC	95,345	71,026	-25.51	181,988	183,295	0.72
RUSSIA FEDERATION	784,971	406,576	-48.2	3,895,554	1,091,129	-71.99
-BARANG DARI KARET	113,251,359	90,100,929	-20.44	353,505,368	318,864,981	-9.8
JAPAN	19,528,062	15,760,664	-19.29	61,117,754	67,745,107	10.84
HONG KONG	861,990	667,318	-22.58	3,987,638	3,383,630	-15.15
KOREA, REPUBLIC OF	1,207,432	924,531	-23.43	1,884,785	1,660,010	-11.93
TAIWAN	1,279,309	647,938	-49.35	4,183,918	2,008,041	-52.01
CHINA	1,051,807	1,636,536	55.59	4,293,845	4,562,406	6.25
PAPUA NEW GUINEA	530,485	339,530	-36	1,648,105	1,117,950	-32.17
THAILAND	2,547,870	1,232,532	-51.63	9,232,000	4,539,772	-50.83
SINGAPORE	1,537,937	1,377,342	-10.44	14,625,739	9,703,151	-33.66
PHILIPPINES	3,241,517	2,970,103	-8.37	5,878,491	6,884,651	17.12
MALAYSIA	4,543,839	4,723,396	3.95	10,607,580	10,854,122	2.32
MYANMAR (FORM. BURMA)	153,287	73,087	-52.32	421,660	222,054	-47.34
CAMBODIA	139,849	44,650	-68.07	428,479	183,514	-57.17
BRUNEI DARUSSALAM	151,562	108,513	-28.4	375,506	326,042	-13.17
LAO PEOPLE'S DEMOCRATIC RE	5,123	9,359	82.69	16,203	34,630	113.73
VIET NAM	1,033,299	438,459	-57.57	3,526,324	1,726,953	-51.03
MALDIVES	1,016	11,462	1028.15	2,088	19,972	856.51
INDIA	427,798	301,076	-29.62	972,187	811,682	-16.51
PAKISTAN	560,629	525,419	-6.28	1,408,664	1,064,350	-24.44
BANGLADESH	609,028	496,105	-18.54	1,328,878	1,139,493	-14.25
SRI LANKA	510,598	339,547	-33.5	1,279,024	933,547	-27.01
AFGHANISTAN	0	40,387	-	0	114,902	-
IRAQ	0	94,621	-	0	302,909	-
IRAN (ISLAMIC REPUBLIC OF)	476,538	395,073	-17.1	1,286,333	1,221,311	-5.05
SAUDI ARABIA	4,300,888	4,357,502	1.32	12,001,471	14,301,943	19.17
ISRAEL	330,101	455,380	37.95	976,142	1,306,115	33.8
KUWAIT	76,500	53,868	-29.58	235,404	159,429	-32.27
JORDAN	451,130	170,675	-62.17	1,040,658	448,193	-56.93
LEBANON	367,799	478,389	30.07	1,106,880	1,661,957	50.15
YEMEN	617,619	483,585	-21.7	1,795,943	1,571,821	-12.48
OMAN	353,349	80,603	-77.19	1,006,242	262,829	-73.88
SYRIA ARAB REPUBLIC	301,531	370,704	22.94	820,098	967,308	17.95
TURKEY	1,236,112	742,137	-39.96	3,675,402	2,252,844	-38.7
UNITED ARAB EMIRATES	5,358,973	4,957,771	-7.49	15,237,470	15,021,909	-1.41
QATAR	112,217	174,607	55.6	343,791	644,116	87.36
BAHRAIN	41,666	0	-100	128,616	0	-100
CYPRUS	44,715	16,274	-63.61	123,756	60,084	-51.45
EGYPT	2,894,933	505,139	-82.55	7,284,460	1,390,391	-80.91
LIBYAN ARAB JAMAHIRIYA	502,582	467,887	-6.9	1,478,521	1,552,073	4.97
MOROCCO	124,348	79,518	-36.05	359,450	293,073	-18.47
TUNISIA	115,642	96,187	-16.82	249,795	138,220	-44.67

TABEL 5. PERKEMBANGAN EKSPOR INDONESIA MENURUT KOMODITI DAN NEGARA TUJUAN

JENIS BARANG	BERAT BERSIH (KG)		PERUB	NILAI FOB (US \$)		PERUB
	JAN-MAR 2008	JAN-MAR 2009	%	JAN-MAR 2008	JAN-MAR 2009	%
	(1)	(2)	(3)	(4)	(5)	(6)
ALGERIA	46,434	85,771	84.72	139,390	283,713	103.54
SUDAN	184,333	58,312	-68.37	555,735	214,794	-61.35
MADAGASCAR	454	0	-100	250	0	-100
KENYA	65,876	103,500	57.11	161,713	253,682	56.87
REUNION	10,453	13,492	29.07	38,939	57,004	46.39
TOGO	0	4,937	-	0	15,112	-
GHANA	105,591	82,657	-21.72	228,210	213,119	-6.61
ANGOLA	12,514	0	-100	39,536	0	-100
CAMEROON	0	6,107	-	0	19,156	-
NIGERIA	630,824	325,927	-48.33	1,845,077	934,588	-49.35
COTE D'IVOIRE	31,060	0	-100	96,745	0	-100
SENEGAL	9,802	33,346	240.2	29,466	114,768	289.49
UGANDA	55,206	33,800	-38.77	128,917	50,926	-60.5
DJIBOUTI	100,719	10,883	-89.19	316,428	28,590	-90.96
SAO TOME AND PRINCIPE	0	507	-	0	180	-
SOUTH AFRICA	1,276,098	795,575	-37.66	3,698,182	2,223,092	-39.89
MAURITIUS	107,224	85,394	-20.36	288,633	257,705	-10.72
AUSTRALIA	2,566,581	2,727,245	6.26	8,178,836	9,486,984	15.99
NEW ZEALAND	608,263	565,236	-7.07	1,899,487	1,997,688	5.17
NEW CALEDONIA	3,892	11,688	200.31	11,107	41,809	276.42
VANUATU	10,296	0	-100	30,150	0	-100
COOK ISLANDS	0	35	-	0	384	-
FIJI	62,598	44,721	-28.56	190,463	151,793	-20.3
SAMOA	20,892	0	-100	81,577	0	-100
SOLOMON ISLANDS	0	216	-	0	790	-
EAST TIMOR	113,725	42,581	-62.56	176,858	78,889	-55.39
UNITED STATES	24,401,323	15,831,400	-35.12	77,140,576	59,744,958	-22.55
CANADA	1,195,376	717,299	-39.99	3,245,092	2,677,129	-17.5
MEXICO	398,527	407,879	2.35	979,208	984,056	0.5
GUATEMALA	82,536	25,394	-69.23	228,145	73,679	-67.71
HONDURAS	70,177	0	-100	196,416	0	-100
PANAMA	87,236	107,964	23.76	263,853	390,134	47.86
SURINAME	13,848	26,247	89.54	47,283	56,124	18.7
CHILE	39,168	46,987	19.96	106,874	118,105	10.51
VENEZUELA	8,438	115,921	1273.8	39,056	478,752	1125.81
ARGENTINA	402,563	266,470	-33.81	1,010,952	591,910	-41.45
BRAZIL	341,759	515,163	50.74	1,159,907	1,489,511	28.42
COLOMBIA	391,056	550,664	40.81	1,104,244	1,243,959	12.65
BOLIVIA	30,880	14,316	-53.64	99,580	54,600	-45.17
URUGUAY	27,187	7,410	-72.74	102,841	23,140	-77.5
PARAGUAY	61,010	11,190	-81.66	165,792	40,705	-75.45
ECUADOR	15,010	36,180	141.04	46,584	133,359	186.28
PERU	270,124	148,998	-44.84	458,731	350,000	-23.7
TRINIDAD AND TOBAGO	21,626	37,698	74.32	71,557	105,166	46.97
JAMAICA	162,312	109,540	-32.51	441,562	345,571	-21.74
PUERTO RICO	23,991	164,105	584.03	105,956	475,610	348.88
DOMINICAN REPUBLIC	75,451	91,028	20.65	184,739	216,952	17.44
EL SALVADOR	7,645	52,260	583.58	20,925	125,975	502.03
COSTA RICA	121,593	82,609	-32.06	345,091	263,807	-23.55
HAITI	0	4,734	-	0	14,886	-
BARBADOS	20,018	0	-100	67,063	0	-100
ARUBA	12,752	0	-100	33,601	0	-100
DOMINICA	35,466	9,969	-71.89	92,613	27,991	-69.78
FRENCH POLYNESIA	0	1	-	0	2	-
NETHERLANDS ANTILLES	11,782	0	-100	33,036	0	-100
UNITED KINGDOM	3,820,857	3,554,872	-6.96	11,024,144	10,634,929	-3.53
NETHERLANDS	2,213,291	2,640,606	19.31	6,298,993	7,687,483	22.04
FRANCE	1,012,142	924,574	-8.65	3,153,225	2,918,941	-7.43
GERMANY, FED. REP. OF	3,803,246	4,581,025	20.45	17,569,515	23,874,450	35.89
AUSTRIA	9,510	282	-97.03	25,272	20,211	-20.03
BELGIUM	2,908,058	2,016,389	-30.66	9,070,617	6,372,284	-29.75
SWITZERLAND	53,317	80,636	51.24	189,401	370,914	95.84
LUXEMBOURG	1,065	871	-18.22	3,019	521	-82.74
DENMARK	566,708	225,277	-60.25	1,485,674	572,457	-61.47
NORWAY	330,228	26,501	-91.97	979,493	117,217	-88.03
SWEDEN	328,395	338,069	2.95	1,104,700	1,413,580	27.96
FINLAND	751,250	179,281	-76.14	2,306,712	1,309,775	-43.22
IRELAND	289,181	319,097	10.35	811,571	873,252	7.6
ITALY	2,731,307	2,499,932	-8.47	8,442,522	7,818,924	-7.39
SPAIN	617,150	768,966	24.6	2,122,952	2,641,175	24.41
PORTUGAL	212,582	134,946	-36.52	779,642	496,872	-36.27
GREECE	356,299	240,659	-32.46	1,271,754	816,226	-35.82
HUNGARY	93,397	11,548	-87.64	392,766	34,035	-91.33
POLAND	297,220	91,311	-69.28	1,284,822	381,271	-70.32
ROMANIA	22,721	19,176	-15.6	81,560	78,152	-4.18
BULGARIA	12,122	22,629	86.68	38,114	82,072	115.33
ARMENIA	58,478	0	-100	186,301	0	-100
AZERBAIJAN	4,111	9,504	131.18	11,930	39,814	233.73

TABEL 5. PERKEMBANGAN EKSPOR INDONESIA MENURUT KOMODITI DAN NEGARA TUJUAN

JENIS BARANG	BERAT BERSIH (KG)		PERUB	NILAI FOB (US \$)		PERUB
	JAN-MAR 2008	JAN-MAR 2009	%	JAN-MAR 2008	JAN-MAR 2009	%
(1)	(2)	(3)	(4)	(5)	(6)	(7)
KAZAKHSTAN	9,480	0	-100	26,899	0	-100
MOLDOVA, REPUBLIC OF	11,023	0	-100	34,984	0	-100
TURKMENISTAN	23,018	0	-100	69,215	0	-100
UKRAINE	50,058	0	-100	134,935	0	-100
LITHUANIA	145,982	104,397	-28.49	464,049	351,501	-24.25
LATVIA	146,905	57,437	-60.9	410,213	178,703	-56.44
ESTONIA	50,293	0	-100	192,943	0	-100
GEORGIA	83,283	0	-100	248,066	0	-100
CROATIA	40,455	35,498	-12.25	137,076	103,984	-24.14
MALTA	10,057	5,550	-44.81	30,566	12,875	-57.88
SLOVAKIA	79	1,222	1446.84	2,201	24,886	1030.67
SLOVENIA	75,833	77,124	1.7	225,302	281,595	24.99
CZECH REPUBLIC	47,267	25,303	-46.47	238,277	132,139	-44.54
RUSSIA FEDERATION	84,222	47,017	-44.17	359,667	181,392	-49.57
-SHEET	52,653,813	16,589,032	-68.49	130,185,831	24,251,632	-81.37
JAPAN	13,319,923	1,182,334	-91.12	32,785,812	1,769,308	-94.6
HONG KONG	0	281,784	-	0	367,620	-
KOREA, REPUBLIC OF	1,504,457	192,000	-87.24	3,690,316	279,776	-92.42
TAIWAN	782,532	1,197,303	53	1,980,477	1,631,430	-17.62
CHINA	5,741,378	5,402,672	-5.9	14,025,900	7,274,826	-48.13
SINGAPORE	2,387,639	1,157,685	-51.51	5,984,729	1,563,939	-73.87
PHILIPPINES	536,657	0	-100	1,362,923	0	-100
MALAYSIA	262,080	60,480	-76.92	614,973	110,048	-82.11
VIET NAM	353,376	943,342	166.95	842,148	1,176,364	39.69
INDIA	591,680	729,304	23.26	1,290,364	1,033,535	-19.9
TURKEY	390,717	95,746	-75.49	986,299	175,033	-82.25
EGYPT	907,200	0	-100	2,315,668	0	-100
ALGERIA	68,040	40,320	-40.74	178,945	47,174	-73.64
SOUTH AFRICA	1,974,720	57,600	-97.08	4,845,995	86,256	-98.22
AUSTRALIA	241,920	0	-100	597,643	0	-100
UNITED STATES	5,329,649	2,278,074	-57.26	13,211,030	3,812,682	-71.14
CANADA	1,749,718	280,319	-83.98	4,363,630	520,162	-88.08
MEXICO	564,480	20,160	-96.43	1,439,323	59,875	-95.84
CHILE	19,200	20,160	5	43,008	23,587	-45.16
VENEZUELA	645,120	0	-100	1,588,607	0	-100
ARGENTINA	201,600	76,932	-61.84	533,635	101,862	-80.91
BRAZIL	1,691,160	95,999	-94.32	4,230,125	147,216	-96.52
COLOMBIA	497,280	2,400	-99.52	1,274,331	3,480	-99.73
COSTA RICA	60,480	0	-100	142,733	0	-100
UNITED KINGDOM	604,801	0	-100	1,445,310	0	-100
NETHERLANDS	1,650,240	97,680	-94.08	4,161,469	195,966	-95.29
FRANCE	513,420	464,819	-9.47	1,304,414	669,864	-48.65
GERMANY, FED. REP. OF	1,764,190	394,560	-77.64	4,378,196	724,649	-83.45
AUSTRIA	0	2	-	0	37	-
BELGIUM	3,001,919	268,798	-91.05	7,441,518	430,254	-94.22
ITALY	535,500	120,960	-77.41	1,309,153	180,533	-86.21
SPAIN	1,533,240	528,836	-65.51	3,803,182	767,152	-79.83
GREECE	0	40,320	-	0	54,230	-
POLAND	1,382,472	101,520	-92.66	3,463,750	183,193	-94.71
ROMANIA	423,360	0	-100	1,062,331	0	-100
BELARUS	0	73,224	-	0	102,422	-
UKRAINE	622,402	40,320	-93.52	1,516,733	122,170	-91.95
LITHUANIA	0	109,836	-	0	160,727	-
SLOVENIA	160,320	19,200	-88.02	378,663	27,840	-92.65
RUSSIA FEDERATION	640,943	214,343	-66.56	1,592,498	448,422	-71.84
-CRUMB RUBBER	552,161,854	412,485,144	-25.3	1,347,610,747	570,645,611	-57.66
JAPAN	82,837,432	63,523,668	-23.32	203,214,345	84,801,894	-58.27
HONG KONG	100,800	423,359	320	243,432	544,272	123.58
KOREA, REPUBLIC OF	22,973,998	21,841,680	-4.93	56,622,736	29,709,557	-47.53
TAIWAN	5,039,994	2,661,118	-47.2	12,393,681	3,578,058	-71.13
CHINA	86,192,359	110,684,466	28.42	211,039,775	148,846,784	-29.47
SINGAPORE	42,492,740	18,295,335	-56.94	101,645,068	23,695,502	-76.69
PHILIPPINES	705,600	1,512,000	114.29	1,757,933	1,948,464	10.84
MALAYSIA	302,400	4,094,469	1253.99	609,678	5,251,787	761.4
VIET NAM	1,108,799	5,074,573	357.66	2,829,146	6,588,768	132.89
INDIA	6,591,918	7,298,018	10.71	16,437,672	9,856,654	-40.04
PAKISTAN	604,797	745,917	23.33	1,485,703	962,870	-35.19
SRI LANKA	0	302,400	-	0	551,115	-
IRAN (ISLAMIC REPUBLIC OF)	2,479,675	705,599	-71.54	5,920,042	1,074,206	-81.85
ISRAEL	0	40,320	-	0	47,451	-
TURKEY	11,666,877	4,596,478	-60.6	28,969,158	6,725,500	-76.78
UNITED ARAB EMIRATES	0	403,200	-	0	491,061	-
EGYPT	120,960	1,431,360	1083.33	324,430	1,898,132	485.07
ALGERIA	65,520	0	-100	162,213	0	-100
ETHIOPIA	181,440	0	-100	424,336	0	-100
KENYA	403,199	262,080	-35	929,175	368,895	-60.3

TABEL 5. PERKEMBANGAN EKSPOR INDONESIA MENURUT KOMODITI DAN NEGARA TUJUAN

JENIS BARANG	BERAT BERSIH (KG)		PERUB	NILAI FOB (US \$)		PERUB
	JAN-MAR 2008	JAN-MAR 2009	%	JAN-MAR 2008	JAN-MAR 2009	%
(1)	(2)	(3)	(4)	(5)	(6)	(7)
DJIBOUTI	161,280	0	-100	381,798	0	-100
SOUTH AFRICA	6,994,558	6,249,599	-10.65	17,284,499	9,102,806	-47.34
AUSTRALIA	4,636,793	1,814,400	-60.87	11,246,914	2,332,009	-79.27
NEW ZEALAND	423,360	80,640	-80.95	1,049,338	105,050	-89.99
EAST TIMOR	0	189,000	-	0	239,558	-
UNITED STATES	157,877,203	93,914,191	-40.51	381,828,469	138,970,736	-63.6
CANADA	13,204,932	10,265,643	-22.26	32,044,549	14,600,461	-54.44
MEXICO	5,597,760	1,780,800	-68.19	13,790,568	2,464,828	-82.13
CHILE	616,557	0	-100	1,504,280	0	-100
VENEZUELA	1,456,560	866,879	-40.48	3,512,248	1,208,444	-65.59
ARGENTINA	4,362,540	4,102,979	-5.95	10,539,167	5,882,918	-44.18
BRAZIL	13,461,993	6,051,360	-55.05	32,816,977	8,126,983	-75.24
COLOMBIA	3,956,400	2,819,878	-28.73	9,877,553	4,190,929	-57.57
ECUADOR	1,512,000	1,270,080	-16	3,689,827	1,939,151	-47.45
COSTA RICA	665,279	483,840	-27.27	1,569,590	630,395	-59.84
UNITED KINGDOM	3,693,059	2,078,998	-43.71	9,013,954	3,073,253	-65.91
NETHERLANDS	5,645,938	5,145,189	-8.87	14,062,266	6,932,035	-50.7
FRANCE	15,119,625	2,512,437	-83.38	37,375,457	3,557,258	-90.48
GERMANY, FED. REP. OF	12,586,099	7,197,119	-42.82	31,944,928	10,269,798	-67.85
AUSTRIA	181,440	0	-100	375,780	0	-100
BELGIUM	4,791,040	3,366,719	-29.73	11,853,754	4,383,047	-63.02
LUXEMBOURG	383,040	1,229,760	221.05	1,010,218	1,534,580	51.91
NORWAY	76,800	0	-100	197,568	0	-100
SWEDEN	80,840	60,480	-25.19	214,259	80,935	-62.23
FINLAND	60,480	40,320	-33.33	147,837	52,081	-64.77
IRELAND	235,620	0	-100	591,917	0	-100
ITALY	4,856,040	1,531,740	-68.46	11,927,908	2,355,852	-80.25
SPAIN	8,754,478	4,193,274	-52.1	21,451,663	5,959,152	-72.22
GREECE	771,120	0	-100	1,952,499	0	-100
HUNGARY	525,420	2,081,520	296.16	1,175,792	2,695,765	129.27
POLAND	7,304,216	1,897,560	-74.02	17,713,411	2,591,274	-85.37
ROMANIA	3,933,717	1,169,280	-70.28	9,645,120	1,671,600	-82.67
BULGARIA	0	680,400	-	0	876,431	-
YUGOSLAVIA	45,360	0	-100	123,096	0	-100
UKRAINE	1,512,000	0	-100	3,678,857	0	-100
LITHUANIA	0	3,548,159	-	0	5,022,158	-
SLOVENIA	2,530,079	1,854,720	-26.69	6,311,039	2,681,680	-57.51
CZECH REPUBLIC	20,160	0	-100	46,445	0	-100
RUSSIA FEDERATION	259,560	112,140	-56.8	652,679	173,474	-73.42
-CREPE	7,452,938	8,050,033	8.01	17,891,476	11,628,751	-35
JAPAN	231,119	211,200	-8.62	582,048	314,748	-45.92
KOREA, REPUBLIC OF	15,120	17,640	16.67	36,846	21,263	-42.29
TAIWAN	0	40,320	-	0	58,061	-
CHINA	1,491,840	803,519	-46.14	3,457,036	1,068,348	-69.1
SINGAPORE	0	100,800	-	0	139,104	-
PHILIPPINES	0	20,160	-	0	23,392	-
MALAYSIA	364,879	423,260	16	907,821	576,946	-36.45
VIET NAM	196,799	1,102,080	460	473,376	1,579,840	233.74
INDIA	262,080	40,320	-84.62	614,138	58,716	-90.44
PAKISTAN	0	100,800	-	0	117,428	-
ISRAEL	161,280	0	-100	408,441	0	-100
TURKEY	0	80,640	-	0	92,316	-
SOUTH AFRICA	0	20,160	-	0	27,000	-
MAURITIUS	443	0	-100	1,200	0	-100
AUSTRALIA	0	60,480	-	0	85,334	-
UNITED STATES	2,674,978	3,073,134	14.88	6,420,016	4,415,477	-31.22
CANADA	806,400	544,320	-32.5	1,961,379	846,904	-56.82
MEXICO	40,320	60,480	50	104,126	111,938	7.5
ARGENTINA	60,480	100,800	66.67	153,619	140,339	-8.64
BRAZIL	502,080	40,320	-91.97	1,252,435	58,716	-95.31
UNITED KINGDOM	20,160	0	-100	53,424	0	-100
FRANCE	60,480	80,640	33.33	139,576	120,235	-13.86
ITALY	201,600	967,680	380	469,455	1,539,106	227.85
SPAIN	20,160	141,120	600	45,360	203,522	348.68
PORTUGAL	40,320	0	-100	97,538	0	-100
GREECE	0	20,160	-	0	30,018	-
YUGOSLAVIA	80,640	0	-100	194,342	0	-100
UKRAINE	221,760	0	-100	519,300	0	-100
-BUNGKIL KELAPA	53,127,106	19,458,198	-63.37	6,605,293	3,393,371	-48.63
JAPAN	59,821	369,800	518.18	5,810	60,416	939.86
KOREA, REPUBLIC OF	28,525,819	14,852,500	-47.93	3,233,499	2,351,538	-27.28
TAIWAN	899,595	595,050	-33.85	163,122	117,329	-28.07
CHINA	60,000	103,460	72.43	9,747	28,189	189.21
SINGAPORE	1,759,226	498,202	-71.68	317,644	202,290	-36.32
MALAYSIA	0	1	-	0	2	-
VIET NAM	16,702,640	0	-100	1,971,569	0	-100

TABEL 5. PERKEMBANGAN EKSPOR INDONESIA MENURUT KOMODITI DAN NEGARA TUJUAN

JENIS BARANG	BERAT BERSIH (KG)		PERUB %	NILAI FOB (US \$)		PERUB %
	JAN-MAR 2008	JAN-MAR 2009		JAN-MAR 2008	JAN-MAR 2009	
(1)	(2)	(3)	(4)	(5)	(6)	(7)
SAUDI ARABIA	0	4,250	-	0	3,500	-
UNITED ARAB EMIRATES	0	1	-	0	3	-
AUSTRALIA	37,600	36,960	-1.7	5,828	7,045	20.88
UNITED STATES	0	41,774	-	0	30,937	-
UNITED KINGDOM	0	17,360	-	0	4,348	-
NETHERLANDS	5,082,405	2,938,840	-42.18	898,074	587,774	-34.55
-DEDAK/BEKATUL	94,200,974	75,824,590	-19.51	14,055,323	9,865,237	-29.81
JAPAN	17,853,790	13,083,940	-26.72	2,700,656	1,727,794	-36.02
HONG KONG	26	0	-100	90	0	-100
KOREA, REPUBLIC OF	61,968,883	5,692,000	-90.81	9,107,417	686,040	-92.47
TAIWAN	0	23,920	-	0	1,665	-
PHILIPPINES	0	23,925,000	-	0	3,069,825	-
VIET NAM	14,378,275	33,099,730	130.21	2,247,160	4,379,913	94.91
-LAINNYA	658,934,442	659,370,200	0.07	90,825,645	42,414,485	-53.3
JAPAN	5,680,324	5,140,573	-9.5	1,694,544	1,503,345	-11.28
KOREA, REPUBLIC OF	105,030,627	55,442,114	-47.21	13,606,967	4,528,414	-66.72
TAIWAN	628,550	186,480	-70.33	201,415	99,032	-50.83
CHINA	1,509,000	6,212,021	311.66	167,700	466,927	178.43
THAILAND	8,165,993	22,704,086	178.03	1,529,013	1,889,783	23.59
SINGAPORE	948,492	21,282,116	2143.78	127,868	1,011,191	690.81
PHILIPPINES	0	24,136,110	-	0	1,098,938	-
MALAYSIA	1,980,030	2,002,843	1.15	292,215	1,255,383	329.61
MYANMAR (FORM. BURMA)	17,000	0	-100	6,757	0	-100
BRUNEI DARUSSALAM	417	38,995	9251.32	277	36,019	12903.25
VIET NAM	20,188,439	34,716,760	71.96	2,604,657	3,332,655	27.95
INDIA	542,250	686,000	26.51	212,752	108,785	-48.87
PAKISTAN	92,399	0	-100	31,305	0	-100
BANGLADESH	21,000	215,000	923.81	1,281	50,515	3843.4
SRI LANKA	0	306,000	-	0	351,168	-
SAUDI ARABIA	0	1,120	-	0	804	-
LEBANON	8,500	0	-100	2,975	0	-100
GHANA	200,360	0	-100	92,962	0	-100
NIGERIA	220,000	200,000	-9.09	116,900	118,000	0.94
SOUTH AFRICA	77,999	0	-100	106,800	0	-100
AUSTRALIA	12,908,306	23,924,133	85.34	1,897,627	1,881,698	-0.84
NEW ZEALAND	151,350,719	113,611,879	-24.93	19,719,926	4,784,029	-75.74
EAST TIMOR	0	167	-	0	116	-
UNITED STATES	1,345	3,199	137.84	21,268	55,216	159.62
UNITED KINGDOM	26,000	0	-100	34,380	0	-100
NETHERLANDS	264,448,343	269,832,602	2.04	36,987,943	15,669,803	-57.64
FRANCE	0	680,000	-	0	137,440	-
GERMANY, FED. REP. OF	84,788,349	26,248,002	-69.04	11,317,738	1,420,024	-87.45
ITALY	0	51,800,000	-	0	2,615,200	-
UKRAINE	100,000	0	-100	50,375	0	-100
-MINYAK ATSIRI LAINNYA	964,390	868,699	-9.92	38,286,321	18,860,409	-50.74
JAPAN	17,134	4,610	-73.09	599,373	196,609	-67.2
HONG KONG	6,353	8,246	29.8	40,914	45,158	10.37
KOREA, REPUBLIC OF	11,115	6,519	-41.35	18,748	16,568	-11.63
TAIWAN	0	275	-	0	8,015	-
CHINA	53,411	14,178	-73.45	825,439	177,182	-78.53
THAILAND	3,928	1,421	-63.82	27,257	30,145	10.6
SINGAPORE	268,725	252,300	-6.11	11,711,546	4,173,388	-64.37
PHILIPPINES	1,234	1,588	28.69	20,382	27,041	32.67
MALAYSIA	2,503	548	-78.11	12,427	19,438	56.42
VIET NAM	0	44	-	0	2,703	-
MALDIVES	229	581	153.71	729	15,073	1967.63
INDIA	67,666	126,744	87.31	1,022,679	2,060,347	101.47
PAKISTAN	0	698	-	0	26,820	-
SRI LANKA	321	21	-93.46	5,600	1,932	-65.5
SAUDI ARABIA	100	0	-100	500	0	-100
TURKEY	7,020	12,240	74.36	69,800	127,784	83.07
UNITED ARAB EMIRATES	9,400	43,046	357.94	844,660	1,223,530	44.85
SOUTH AFRICA	1,400	0	-100	10,920	0	-100
AUSTRALIA	747	491	-34.27	9,628	6,241	-35.18
NEW ZEALAND	522	150	-71.26	5,816	2,079	-64.25
UNITED STATES	287,633	160,758	-44.11	10,038,634	3,330,961	-66.82
CANADA	0	723	-	0	8,507	-
MEXICO	109	10,874	9876.15	925	105,728	11330.05
ARGENTINA	10	0	-100	220	0	-100
BRAZIL	7,083	4,466	-36.95	55,975	55,227	-1.34
UNITED KINGDOM	15,910	23,964	50.62	1,125,365	812,699	-27.78
NETHERLANDS	28,370	75,453	165.96	1,142,349	3,070,101	168.75
FRANCE	42,210	50,345	19.27	2,293,142	1,422,382	-37.97
GERMANY, FED. REP. OF	38,562	32,214	-16.46	2,427,066	1,058,509	-56.39
SWITZERLAND	70,958	3,277	-95.38	5,813,154	60,832	-98.95

TABEL 5. PERKEMBANGAN EKSPOR INDONESIA MENURUT KOMODITI DAN NEGARA TUJUAN

JENIS BARANG	BERAT BERSIH (KG)		PERUB	NILAI FOB (US \$)		PERUB
	JAN-MAR 2008	JAN-MAR 2009	%	JAN-MAR 2008	JAN-MAR 2009	%
(1)	(2)	(3)	(4)	(5)	(6)	(7)
NORWAY	78	0	-100	3,261	0	-100
IRELAND	49	1	-97.96	525	125	-76.19
ITALY	110	10,225	9195.45	15,776	136,307	764.01
SPAIN	7,100	22,699	219.7	118,611	638,978	438.72
ROMANIA	14,400	0	-100	24,900	0	-100
-WANGI-WANGIAN DARI MINYAI	15,670,370	15,332,169	-2.16	54,585,270	58,151,109	6.53
JAPAN	752,511	674,090	-10.42	3,103,937	3,441,922	10.89
HONG KONG	451,443	424,557	-5.96	3,926,220	4,944,312	25.93
KOREA, REPUBLIC OF	61,854	45,776	-25.99	409,169	438,388	7.14
TAIWAN	1,008,060	1,035,517	2.72	1,164,373	1,092,170	-6.2
CHINA	232,197	123,553	-46.79	506,488	586,858	15.87
MONGOLIA	15,481	0	-100	37,625	0	-100
MACAU	375	0	-100	5,462	0	-100
PAPUA NEW GUINEA	108,051	72,138	-33.24	276,411	210,740	-23.76
THAILAND	1,579,683	1,778,316	12.57	8,582,334	9,968,527	16.15
SINGAPORE	646,249	812,871	25.78	4,033,333	4,743,734	17.61
PHILIPPINES	778,501	1,412,504	81.44	4,571,639	6,223,701	36.14
MALAYSIA	2,590,464	2,285,603	-11.77	7,188,369	7,320,265	1.83
MYANMAR (FORM. BURMA)	56,631	18,815	-66.78	481,494	109,596	-77.24
CAMBODIA	699	0	-100	7,320	0	-100
BRUNEI DARUSSALAM	94,217	104,041	10.43	390,284	463,526	18.77
VIET NAM	271,073	266,740	-1.6	2,250,302	2,155,586	-4.21
MALDIVES	164,680	81,660	-50.41	264,710	181,152	-31.57
INDIA	344,302	377,822	9.74	1,312,147	960,486	-26.8
PAKISTAN	184,505	195,986	6.22	508,787	750,110	47.43
BANGLADESH	18,753	48,363	157.89	27,502	135,704	393.43
SRI LANKA	30,291	31,207	3.02	58,103	84,733	45.83
IRAQ	9,430	0	-100	21,916	0	-100
IRAN (ISLAMIC REPUBLIC OF)	83,144	60,134	-27.67	204,555	176,904	-13.52
SAUDI ARABIA	144,362	319,215	121.12	391,523	409,553	4.61
KUWAIT	0	3,094	-	0	27,785	-
JORDAN	9,312	4,089	-56.09	29,346	16,454	-43.93
LEBANON	11,597	997	-91.4	33,480	1,430	-95.73
YEMEN	192,553	339,907	76.53	298,428	715,633	139.8
SYRIA ARAB REPUBLIC	5	0	-100	16	0	-100
TURKEY	0	43	-	0	2	-
UNITED ARAB EMIRATES	3,064,160	2,286,611	-25.38	8,357,796	6,795,627	-18.69
QATAR	0	4,191	-	0	36,710	-
CYPRUS	5,242	8,540	62.91	14,148	29,151	106.04
EGYPT	12,518	11,267	-9.99	36,986	62,054	67.78
LIBYAN ARAB JAMAHIRIYA	17,015	78,327	360.34	43,490	276,590	535.99
MOROCCO	0	3,143	-	0	42,230	-
SUDAN	24,410	16,040	-34.29	145,580	50,687	-65.18
NAMIBIA	36,720	25,200	-31.37	61,200	42,193	-31.06
ETHIOPIA	0	19	-	0	10	-
TANZANIA, UNITED REPUBLIC O	226,298	155,080	-31.47	358,765	293,190	-18.28
MADAGASCAR	18,442	26,086	41.45	6,902	9,492	37.53
KENYA	302,381	424,356	40.34	582,186	823,737	41.49
REUNION	3,889	328	-91.57	10,633	731	-93.13
MOZAMBIQUE	7	0	-100	19	0	-100
EQUATORIAL GUINEA	0	5,109	-	0	9,033	-
TOGO	0	8,110	-	0	46,535	-
GHANA	127,025	129,764	2.16	285,888	319,615	11.8
LIBERIA	0	1,346	-	0	1,596	-
GUINEA	11,553	0	-100	32,042	0	-100
ANGOLA	97,920	100,800	2.94	163,200	166,250	1.87
CAMEROON	10,924	0	-100	23,202	0	-100
NIGERIA	465,385	104,340	-77.58	855,675	282,038	-67.04
GABON	0	6,803	-	0	12,858	-
COTE D'IVOIRE	324	0	-100	1,150	0	-100
SENEGAL	136,994	120,889	-11.76	135,146	99,538	-26.35
BENIN	107,254	175,614	63.74	203,255	404,656	99.09
BURKINA FASO	6,361	0	-100	11,435	0	-100
GAMBIA	0	3,584	-	0	7,987	-
SEYCHELLES	5,993	5,826	-2.79	10,580	19,731	86.49
UGANDA	251	0	-100	652	0	-100
DJIBOUTI	118,967	62,400	-47.55	148,715	112,979	-24.03
SAO TOME AND PRINCIPE	19,454	0	-100	39,251	0	-100
SOUTH AFRICA	27,050	35,311	30.54	69,139	172,595	149.63
MAURITIUS	44,803	59,899	33.69	126,843	153,687	21.16
AUSTRALIA	115,928	24,902	-78.52	380,470	80,626	-78.81
NEW ZEALAND	2,538	7,112	180.22	16,332	45,409	178.04
GUAM	1,492	745	-50.07	2,072	1,410	-31.95
NEW CALEDONIA	333	287	-13.81	470	327	-30.43
NORTHERN MARIANA ISLANDS	0	3,162	-	0	8,158	-
VANUATU	24,405	6,665	-72.69	30,342	9,347	-69.19
WALLIS AND FUTUNA ISLANDS	2,256	0	-100	6,180	0	-100

TABEL 5. PERKEMBANGAN EKSPOR INDONESIA MENURUT KOMODITI DAN NEGARA TUJUAN

JENIS BARANG	BERAT BERSIH (KG)		PERUB %	NILAI FOB (US \$)		PERUB %
	JAN-MAR 2008	JAN-MAR 2009		JAN-MAR 2008	JAN-MAR 2009	
(1)	(2)	(3)	(4)	(5)	(6)	(7)
COOK ISLANDS	0	244	-	0	220	-
FIJI	25,372	19,813	-21.91	52,625	66,583	26.52
KIRIBATI	13,125	3,992	-69.58	22,333	16,090	-27.95
SAMOA	11,146	6,492	-41.75	17,980	11,827	-34.22
SOLOMON ISLANDS	21,393	1,768	-91.74	47,089	4,777	-89.86
TONGA	2,853	11,935	318.33	3,326	13,979	320.29
TUVALU	290	0	-100	746	0	-100
EAST TIMOR	105,789	411,305	288.8	104,314	563,504	440.2
UNITED STATES	54,723	92,298	68.66	147,597	340,231	130.51
CANADA	134	2,932	2088.06	725	2,176	200.14
MEXICO	0	2,082	-	0	97,867	-
PANAMA	23,650	0	-100	31,625	0	-100
SURINAME	2,459	0	-100	14,384	0	-100
CHILE	203	0	-100	352	0	-100
ARGENTINA	0	224	-	0	2,022	-
BRAZIL	0	100	-	0	630	-
PUERTO RICO	0	21	-	0	128	-
BELIZE	4,248	5,359	26.15	24,660	31,238	26.67
DOMINICAN REPUBLIC	0	53	-	0	66	-
BARBADOS	1,602	1,451	-9.43	2,128	2,418	13.63
BERMUDA	0	26	-	0	77	-
FRENCH POLYNESIA	3	0	-100	14	0	-100
MARTINIQUE	10	422	4120	62	576	829.03
UNITED KINGDOM	169,073	100,095	-40.8	830,434	416,653	-49.83
NETHERLANDS	73,298	79,110	7.93	151,410	190,850	26.05
FRANCE	85,894	65,282	-24	497,163	531,735	6.95
GERMANY, FED. REP. OF	5,640	590	-89.54	9,409	2,682	-71.5
AUSTRIA	95	0	-100	5,085	0	-100
BELGIUM	8,039	16,648	107.09	16,346	37,540	129.66
SWITZERLAND	401	460	14.71	3,279	8,507	159.44
DENMARK	0	9	-	0	37	-
NORWAY	100	0	-100	3,707	0	-100
SWEDEN	0	601	-	0	2,845	-
ITALY	88,879	46,221	-48	137,262	91,643	-33.23
SPAIN	2,337	4,265	82.5	39,376	58,370	48.24
PORTUGAL	34,068	0	-100	36,657	0	-100
MONTSERRAT	0	5,929	-	0	8,415	-
GREECE	21,513	12,089	-43.81	41,394	30,851	-25.47
DEMOCRATIC REPUBLIC OF THE	21,568	21,018	-2.55	51,423	30,160	-41.35
ROMANIA	655	199	-69.62	13,963	5,426	-61.14
BULGARIA	627	106	-83.09	11,551	245	-97.88
LITHUANIA	359	0	-100	3,887	0	-100
ESTONIA	300	0	-100	3,094	0	-100
CROATIA	2	0	-100	8	0	-100
MALTA	655	0	-100	1,020	0	-100
CZECH REPUBLIC	0	136	-	0	4,693	-
RUSSIA FEDERATION	11,152	0	-100	13,825	0	-100
ROTAN OLAHAN	7,803,673	8,289,787	6.23	7,233,529	8,313,917	14.94
JAPAN	1,944	25,356	1204.32	12,029	35,990	199.19
HONG KONG	426,072	271,227	-36.34	366,859	284,860	-22.35
KOREA, REPUBLIC OF	0	128	-	0	1,352	-
TAIWAN	57,768	106,077	83.63	42,056	53,958	28.3
CHINA	5,796,650	6,271,496	8.19	4,828,321	5,717,522	18.42
THAILAND	142,700	219,957	54.14	134,625	207,358	54.03
SINGAPORE	692,678	616,662	-10.97	730,455	729,499	-0.13
MALAYSIA	250,694	267,314	6.63	157,082	292,862	86.44
INDIA	73,052	124,189	70	69,875	121,581	74
SRI LANKA	27,898	9,499	-65.95	36,033	15,034	-58.28
SAUDI ARABIA	46,736	54,622	16.87	56,084	23,068	-58.87
KUWAIT	3,851	18,771	387.43	2,920	14,900	410.27
JORDAN	12,375	28,942	133.87	14,819	31,786	114.49
LEBANON	0	2,097	-	0	2,750	-
SYRIA ARAB REPUBLIC	0	4,812	-	0	2,391	-
TURKEY	0	20,448	-	0	41,255	-
UNITED ARAB EMIRATES	1,032	590	-42.83	5,137	4,992	-2.82
CYPRUS	7,602	5,178	-31.89	25,800	23,332	-9.57
MOROCCO	0	6,299	-	0	16,253	-
SOUTH AFRICA	24,657	29,328	18.94	30,487	30,939	1.48
AUSTRALIA	10,715	15,298	42.77	23,103	66,232	186.68
NEW ZEALAND	3,070	3,000	-2.28	6,439	6,330	-1.69
GUAM	275	86	-68.73	500	933	86.6
NEW CALEDONIA	79	0	-100	421	0	-100
TONGA	236	0	-100	179	0	-100
EAST TIMOR	165	0	-100	29	0	-100
UNITED STATES	66,367	17,317	-73.91	243,655	95,606	-60.76
CANADA	249	1,423	471.49	1,456	7,301	401.44
CHILE	0	917	-	0	6,590	-

TABEL 5. PERKEMBANGAN EKSPOR INDONESIA MENURUT KOMODITI DAN NEGARA TUJUAN

JENIS BARANG	BERAT BERSIH (KG)		PERUB %	NILAI FOB (US \$)		PERUB %
	JAN-MAR 2008	JAN-MAR 2009		JAN-MAR 2008	JAN-MAR 2009	
(1)	(2)	(3)	(4)	(5)	(6)	(7)
ARGENTINA	307	346	12.7	505	628	24.36
UNITED KINGDOM	9,643	1,411	-85.37	40,330	7,997	-80.17
NETHERLANDS	670	3,076	359.1	1,408	23,911	1598.22
FRANCE	32,143	8,062	-74.92	81,517	17,466	-78.57
GERMANY, FED. REP. OF	40,086	75,670	88.77	86,809	181,211	108.75
BELGIUM	34,115	365	-98.93	93,544	522	-99.44
SWITZERLAND	0	291	-	0	2,592	-
DENMARK	0	169	-	0	466	-
NORWAY	0	99	-	0	1,536	-
SWEDEN	1,237	0	-100	10,055	0	-100
FINLAND	0	3,913	-	0	169	-
ITALY	3,935	4,453	13.16	21,228	39,918	88.04
SPAIN	15,261	23,709	55.36	60,751	47,517	-21.78
PORTUGAL	293	0	-100	711	0	-100
GREECE	3	145	4733.33	20	1,142	5610
HUNGARY	0	7	-	0	16	-
UKRAINE	15,185	21,384	40.82	45,157	79,239	75.47
SLOVAKIA	0	5,824	-	0	16,601	-
CZECH REPUBLIC	3,930	5,328	35.57	3,130	5,134	64.03
RUSSIA FEDERATION	0	14,502	-	0	53,178	-
-MINYAK KELAPA SAWIT	3,795,575,828	3,440,988,698	-9.34	3,577,423,674	1,724,709,823	-51.79
JAPAN	406,523	2,174,009	434.78	532,740	1,531,385	187.45
HONG KONG	11,499,000	0	-100	10,719,060	0	-100
KOREA, REPUBLIC OF	4,498,000	44,040	-99.02	4,081,935	33,976	-99.17
TAIWAN	204,310	105,572	-48.33	265,443	80,656	-69.61
CHINA	632,918,966	572,042,100	-9.62	594,668,763	274,775,262	-53.79
PAPUA NEW GUINEA	906,926	764,074	-15.75	1,174,676	679,269	-42.17
THAILAND	19,193,000	1,900,000	-90.1	19,336,795	807,500	-95.82
SINGAPORE	152,616,796	159,124,835	4.26	136,686,376	75,290,888	-44.92
PHILIPPINES	2,899,948	3,192,868	10.1	3,442,941	4,269,131	24
MALAYSIA	279,498,463	104,589,658	-62.58	271,640,162	48,775,182	-82.04
MYANMAR (FORM. BURMA)	39,948,447	33,648,953	-15.77	40,816,355	17,538,927	-57.03
CAMBODIA	0	103,830	-	0	71,954	-
BRUNEI DARUSSALAM	396,606	140,515	-64.57	487,659	152,658	-68.7
VIET NAM	76,577,266	50,679,767	-33.82	70,712,406	25,850,482	-63.44
MALDIVES	460,669	301,786	-34.49	662,963	267,193	-59.7
INDIA	1,143,872,985	1,285,701,753	12.4	1,055,349,038	651,186,329	-38.3
PAKISTAN	173,089,825	57,490,048	-66.79	178,509,605	32,086,401	-82.03
BANGLADESH	117,461,244	144,454,196	22.98	118,274,109	81,579,713	-31.02
SRI LANKA	29,413,127	1,500,000	-94.9	25,592,785	690,000	-97.3
AFGHANISTAN	0	357,696	-	0	249,570	-
IRAQ	532,170	0	-100	659,382	0	-100
IRAN (ISLAMIC REPUBLIC OF)	68,912,920	12,901,380	-81.28	64,665,961	7,345,573	-88.64
SAUDI ARABIA	51,086,254	34,162,980	-33.13	47,572,011	20,809,454	-56.26
ISRAEL	75,204	77,760	3.4	100,179	53,849	-46.25
JORDAN	47,115,513	17,005,120	-63.91	49,887,095	9,500,516	-80.96
YEMEN	2,381,531	5,588,019	134.64	2,688,100	3,571,450	32.86
OMAN	2,998,000	0	-100	3,072,950	0	-100
SYRIA ARAB REPUBLIC	4,000,000	0	-100	3,675,000	0	-100
TURKEY	36,949,993	3,210,000	-91.31	37,164,925	1,709,530	-95.4
UNITED ARAB EMIRATES	210,061	14,733,696	6914.01	233,637	8,821,616	3675.78
BAHRAIN	0	20,120	-	0	14,094	-
EGYPT	98,266,076	90,440,849	-7.96	91,534,948	48,032,714	-47.53
TUNISIA	18,003,000	4,999,904	-72.23	17,404,006	2,844,945	-83.65
ALGERIA	23,250,000	9,214,936	-60.37	24,798,750	4,402,933	-82.25
SUDAN	56,052	20,120	-64.1	56,061	15,502	-72.35
NAMIBIA	49,627	0	-100	83,853	0	-100
TANZANIA, UNITED REPUBLIC O	1,458,784	8,699,966	496.38	1,613,796	4,019,115	149.05
KENYA	288,864	0	-100	378,758	0	-100
MOZAMBIQUE	489,822	0	-100	656,253	0	-100
EQUATORIAL GUINEA	74,771	0	-100	96,441	0	-100
TOGO	68,203	139,466	104.49	116,099	158,413	36.45
GHANA	11,017,912	2,042,123	-81.47	12,264,732	1,415,433	-88.46
LIBERIA	0	18,130	-	0	15,569	-
GUINEA	6,500,000	0	-100	6,565,000	0	-100
ANGOLA	5,082,107	3,300,889	-35.05	5,226,657	2,217,607	-57.57
CONGO	1,686,986	629,717	-62.67	1,802,887	413,127	-77.09
CAMEROON	769,160	1,153,478	49.97	803,360	745,728	-7.17
NIGERIA	35,456	9,574,390	26903.58	55,463	5,122,421	9135.74
SIERRA LEONE	233,784	517,968	121.56	301,391	375,322	24.53
GABON	356,898	696,679	95.2	485,763	588,076	21.06
COTE D'IVOIRE	5,929,809	8,000,000	34.91	6,400,282	4,680,000	-26.88
SENEGAL	169,920	349,920	105.93	222,799	255,949	14.88
MAURITANIA	285,113	2,744,759	862.69	334,503	1,719,752	414.12
MALI	16,545	290,016	1652.89	26,849	211,056	686.09
BENIN	542,915	5,106,371	840.55	839,286	3,784,088	350.87
GUINEA BISSAU	2,271,567	0	-100	2,294,709	0	-100

TABEL 5. PERKEMBANGAN EKSPOR INDONESIA MENURUT KOMODITI DAN NEGARA TUJUAN

JENIS BARANG	BERAT BERSIH (KG)		PERUB %	NILAI FOB (US \$)		PERUB %
	JAN-MAR 2008	JAN-MAR 2009		JAN-MAR 2008	JAN-MAR 2009	
(1)	(2)	(3)	(4)	(5)	(6)	(7)
GAMBIA	254,880	5,957,996	2237.57	262,025	4,193,133	1500.28
DJIBOUTI	505,468	971,190	92.14	460,377	658,045	42.94
SAO TOME AND PRINCIPE	95,025	0	-100	115,500	0	-100
SOUTH AFRICA	31,261,390	33,226,645	6.29	26,387,913	14,944,158	-43.37
COMOROS	135,820	0	-100	185,653	0	-100
MAURITIUS	77,570	18,542	-76.1	103,608	19,067	-81.6
AUSTRALIA	0	42,346	-	0	35,382	-
NEW ZEALAND	0	42,090	-	0	28,411	-
MICRONESIA, FEDERATED STAT	2,542	32,533	1179.82	3,333	30,693	820.88
NORTHERN MARIANA ISLANDS	16,201	16,033	-1.04	21,956	14,491	-34
VANUATU	92,056	59,562	-35.3	128,452	55,384	-56.88
AMERICAN SAMOA	0	14,048	-	0	13,043	-
FIJI	64,552	85,355	32.23	93,789	85,852	-8.46
KIRIBATI	42,534	15,481	-63.6	58,832	13,122	-77.7
SAMOA	256,272	181,268	-29.27	365,389	187,589	-48.66
SOLOMON ISLANDS	0	107,128	-	0	107,998	-
TONGA	34,511	18,294	-46.99	53,290	18,259	-65.74
TUVALU	16,130	7,691	-52.32	27,070	10,632	-60.72
EAST TIMOR	184,703	1,168,499	532.64	270,275	1,139,845	321.74
UNITED STATES	20,152,953	4,250,000	-78.91	17,424,807	2,032,500	-88.34
PANAMA	0	74,935	-	0	73,382	-
BRAZIL	33,969,966	21,899,779	-35.53	31,756,626	10,890,706	-65.71
URUGUAY	0	373,760	-	0	267,612	-
HAITI	0	4,065,497	-	0	2,284,574	-
UNITED KINGDOM	700,000	6,000,000	757.14	677,250	3,260,000	381.36
NETHERLANDS	311,734,560	297,936,399	-4.43	292,393,963	142,894,813	-51.13
FRANCE	2,549,985	0	-100	2,093,987	0	-100
GERMANY, FED. REP. OF	112,105,082	118,907,617	6.07	97,476,722	55,457,555	-43.11
BELGIUM	21,042	0	-100	22,094	0	-100
DENMARK	6,499,955	2,499,918	-61.54	5,213,461	1,287,458	-75.31
SWEDEN	32,219	3,799,934	11694.08	38,901	1,991,470	5019.33
ITALY	95,325,607	178,166,093	86.9	88,523,101	80,187,792	-9.42
SPAIN	11,378,006	33,587,499	195.2	10,245,977	17,146,503	67.35
PORTUGAL	2,739,854	7,634,000	178.63	2,717,835	3,379,390	24.34
GREECE	15,984,765	20,171,424	26.19	15,079,208	9,704,644	-35.64
DEMOCRATIC REPUBLIC OF THE	12,877,386	1,407,688	-89.07	11,961,850	858,966	-92.82
POLAND	21,000	40,000	90.48	20,370	37,960	86.35
ROMANIA	0	268,740	-	0	181,181	-
BULGARIA	6,860,000	0	-100	6,516,525	0	-100
UKRAINE	51,834,966	43,802,526	-15.5	48,884,991	22,315,800	-54.35
CROATIA	0	21,772	-	0	22,212	-
RUSSIA FEDERATION	721,710	161,960	-77.56	802,847	119,893	-85.07
-MINYAK BIJI KELAPA SAWIT	372,113,705	404,313,302	8.65	408,793,577	221,396,616	-45.84
JAPAN	6,000,000	0	-100	6,273,750	0	-100
CHINA	92,037,324	96,466,489	4.81	96,392,834	50,001,677	-48.13
SINGAPORE	3,000,003	3,336,118	11.2	2,651,502	2,559,750	-3.46
PHILIPPINES	0	1,960,000	-	0	1,097,600	-
MALAYSIA	84,850,349	66,532,577	-21.59	95,907,557	37,581,104	-60.82
INDIA	41,990,324	48,415,630	15.3	43,769,755	31,291,052	-28.51
PAKISTAN	1,750,000	2,374,416	35.68	1,905,063	1,600,358	-15.99
BANGLADESH	1,500,000	1,500,350	0.02	1,887,500	736,661	-60.97
SRI LANKA	400,000	1,000,000	150	448,000	857,500	91.41
SAUDI ARABIA	600,000	300,370	-49.94	552,000	338,667	-38.65
JORDAN	0	64,098	-	0	47,153	-
TURKEY	10,238,063	1,050,000	-89.74	10,947,623	632,100	-94.23
EGYPT	4,800,000	4,099,929	-14.58	5,861,250	2,383,711	-59.33
TUNISIA	449,890	0	-100	489,378	0	-100
ALGERIA	100,370	819,392	716.37	141,221	476,782	237.61
MAURITANIA	0	150,000	-	0	76,125	-
BENIN	0	63,560	-	0	34,322	-
SOUTH AFRICA	2,370,000	1,797,000	-24.18	2,548,400	1,234,260	-51.57
MALAWI	0	332,250	-	0	174,432	-
UNITED STATES	6,099,779	26,999,999	342.64	7,382,261	12,805,000	73.46
BRAZIL	22,070,066	13,699,997	-37.92	24,424,460	10,465,937	-57.15
NETHERLANDS	73,105,723	94,985,822	29.93	82,604,637	44,788,892	-45.78
GERMANY, FED. REP. OF	1,000,000	4,953,039	395.3	1,055,000	2,464,084	133.56
ITALY	4,653,891	5,073,861	9.02	6,224,854	3,275,599	-47.38
SPAIN	1,463,999	3,300,000	125.41	1,741,970	1,717,500	-1.4
PORTUGAL	300,000	300,000	0	318,000	148,500	-53.3
GREECE	2,846,135	1,599,983	-43.78	2,747,672	795,468	-71.05
UKRAINE	10,290,959	22,964,470	123.15	12,240,376	13,694,155	11.88
RUSSIA FEDERATION	196,830	173,952	-11.62	278,514	118,227	-57.55
-MINYAK NABATI LAIN	270,265,583	142,286,909	-47.35	283,279,085	89,256,411	-68.49
JAPAN	202,357	85,793	-57.6	269,413	78,475	-70.87
HONG KONG	22,070	0	-100	23,228	0	-100
KOREA, REPUBLIC OF	9,503,065	5,372,575	-43.46	9,624,355	5,047,947	-47.55

TABEL 5. PERKEMBANGAN EKSPOR INDONESIA MENURUT KOMODITI DAN NEGARA TUJUAN

JENIS BARANG	BERAT BERSIH (KG)		PERUB %	NILAI FOB (US \$)		PERUB %
	JAN-MAR 2008	JAN-MAR 2009		JAN-MAR 2008	JAN-MAR 2009	
(1)	(2)	(3)	(4)	(5)	(6)	(7)
TAIWAN	453,690	258,652	-42.99	356,987	168,154	-52.9
CHINA	75,261,516	45,143,797	-40.02	78,376,004	27,444,920	-64.98
PAPUA NEW GUINEA	35,974	0	-100	68,439	0	-100
THAILAND	82	120,000	146241.46	497	72,396	14466.6
SINGAPORE	99,303	4,953,959	4888.73	114,806	3,307,267	2780.74
PHILIPPINES	0	18,000	-	0	9,964	-
MALAYSIA	77,069,117	30,660,480	-60.22	82,428,989	18,957,279	-77
NEPAL	0	43,740	-	0	39,706	-
VIET NAM	86,250	5,618,570	6414.28	163,867	702,135	328.48
MALDIVES	0	6,584	-	0	9,331	-
INDIA	5,963,025	12,400,201	107.95	5,036,104	4,649,831	-7.67
PAKISTAN	456,160	411,820	-9.72	497,638	243,821	-51
BANGLADESH	39,193,632	422,490	-98.92	37,598,645	421,967	-98.88
SRI LANKA	246,080	0	-100	357,874	0	-100
IRAN (ISLAMIC REPUBLIC OF)	0	76,000	-	0	52,800	-
SAUDI ARABIA	425,600	0	-100	566,048	0	-100
JORDAN	105,030	149,562	42.4	154,519	123,485	-20.08
LEBANON	0	18,620	-	0	15,455	-
SYRIA ARAB REPUBLIC	288,960	265,530	-8.11	360,258	225,044	-37.53
TURKEY	2,105,030	0	-100	1,910,882	0	-100
UNITED ARAB EMIRATES	0	140,025	-	0	102,700	-
EGYPT	1,407,342	169,865	-87.93	1,679,528	157,424	-90.63
MOROCCO	44,500	273,000	513.48	68,931	237,511	244.56
TUNISIA	1,105,579	0	-100	1,467,532	0	-100
ALGERIA	0	1,071,108	-	0	855,395	-
MADAGASCAR	108,780	0	-100	90,559	0	-100
EQUATORIAL GUINEA	0	131	-	0	1,000	-
GABON	0	18,620	-	0	20,907	-
MAURITANIA	199,810	420,000	110.2	254,748	193,200	-24.16
BENIN	0	148,800	-	0	93,744	-
SOUTH AFRICA	556,650	885,000	58.99	529,144	422,891	-20.08
NEW ZEALAND	0	476,810	-	0	508,360	-
UNITED STATES	8,150,352	9,017,444	10.64	7,727,635	7,616,337	-1.44
MEXICO	0	52,000	-	0	31,639	-
COSTA RICA	19,500	0	-100	19,071	0	-100
UNITED KINGDOM	685	3,954	477.23	3,471	20,122	479.72
NETHERLANDS	32,443,330	15,379,109	-52.6	34,511,495	10,266,582	-70.25
GERMANY, FED. REP. OF	0	12	-	0	1,050	-
SWITZERLAND	3	0	-100	29	0	-100
DENMARK	0	249,984	-	0	150,615	-
SWEDEN	0	799,924	-	0	511,951	-
SPAIN	300,434	38,829	-87.08	424,287	48,226	-88.63
GREECE	95,000	17,212	-81.88	104,545	20,891	-80.02
POLAND	18,750	0	-100	18,563	0	-100
ROMANIA	486,068	334,675	-31.15	737,157	249,852	-66.11
BULGARIA	105,030	0	-100	162,796	0	-100
KAZAKHSTAN	218,700	43,173	-80.26	262,440	39,016	-85.13
TAJIKISTAN	81,720	0	-100	99,596	0	-100
UKRAINE	2,306,379	1,823,321	-20.94	3,003,899	1,788,909	-40.45
UZBEKISTAN	339,300	346,426	2.1	430,217	316,940	-26.33
LATVIA	39,215	27,755	-29.22	57,106	22,561	-60.49
GEORGIA	43,740	85,931	96.46	54,981	75,145	36.67
BOSNIA AND HERZEGOVINA	819	0	-100	3,818	0	-100
MALTA	66	12	-81.82	770	163	-78.83
SLOVENIA	0	20,663	-	0	14,052	-
CZECH REPUBLIC	0	125	-	0	1,300	-
RUSSIA FEDERATION	10,676,890	4,416,628	-58.63	13,658,214	3,917,951	-71.31
-STEARIN	31,803,729	35,760,324	12.44	32,991,717	21,387,355	-35.17
JAPAN	961,439	419,948	-56.32	1,022,185	308,585	-69.81
HONG KONG	102,000	35,000	-65.69	120,334	21,385	-82.23
KOREA, REPUBLIC OF	1,685,800	1,090,722	-35.3	1,668,013	668,824	-59.9
TAIWAN	2,169,373	3,140,314	44.76	2,136,339	1,954,637	-8.51
CHINA	13,900,748	15,435,497	11.04	14,762,826	8,805,450	-40.35
THAILAND	1,155,901	1,707,064	47.68	1,262,075	1,072,379	-15.03
SINGAPORE	77,000	294,006	281.83	96,034	209,002	117.63
PHILIPPINES	270,998	425,124	56.87	299,658	259,697	-13.34
MALAYSIA	300	1,111,932	370544	100	568,373	568273
MYANMAR (FORM. BURMA)	32,000	0	-100	34,144	0	-100
VIET NAM	1,009,882	492,998	-51.18	1,073,471	286,554	-73.31
INDIA	52,435	236,786	351.58	54,973	140,846	156.21
PAKISTAN	34,000	102,000	200	34,430	58,980	71.3
BANGLADESH	271,000	1,566,000	477.86	268,599	881,520	228.19
SRI LANKA	34,000	68,451	101.33	37,880	40,328	6.46
IRAN (ISLAMIC REPUBLIC OF)	131,000	162,000	23.66	128,358	108,653	-15.35
JORDAN	0	5,794	-	0	5,068	-
LEBANON	17,000	0	-100	20,740	0	-100
SYRIA ARAB REPUBLIC	51,000	196,963	286.2	46,410	111,492	140.23

TABEL 5. PERKEMBANGAN EKSPOR INDONESIA MENURUT KOMODITI DAN NEGARA TUJUAN

JENIS BARANG	BERAT BERSIH (KG)		PERUB	NILAI FOB (US \$)		PERUB
	JAN-MAR 2008	JAN-MAR 2009	%	JAN-MAR 2008	JAN-MAR 2009	%
(1)	(2)	(3)	(4)	(5)	(6)	(7)
TURKEY	4,269,998	3,377,624	-20.9	4,311,570	2,241,174	-48.02
UNITED ARAB EMIRATES	0	68,000	-	0	42,160	-
EGYPT	328,313	153,500	-53.25	338,176	71,702	-78.8
KENYA	0	68,585	-	0	40,055	-
GHANA	0	34,000	-	0	19,312	-
NIGERIA	34,000	34,000	0	36,210	20,820	-42.5
COTE D'IVOIRE	0	68,000	-	0	38,624	-
SOUTH AFRICA	81,000	153,999	90.12	79,077	98,824	24.97
AUSTRALIA	78,766	15,467	-80.36	86,036	12,242	-85.77
UNITED STATES	123,000	379,970	208.92	143,010	273,168	91.01
CANADA	0	17,000	-	0	9,520	-
CHILE	23,999	40,849	70.21	29,683	25,748	-13.26
VENEZUELA	0	34,000	-	0	20,740	-
PERU	0	17,000	-	0	9,180	-
UNITED KINGDOM	323,000	168,000	-47.99	316,418	123,192	-61.07
NETHERLANDS	3,483,556	4,019,273	15.38	3,330,759	2,452,022	-26.38
FRANCE	24,835	72,000	189.91	28,553	45,720	60.12
GERMANY, FED. REP. OF	162,000	34,000	-79.01	174,693	22,559	-87.09
BELGIUM	0	34,000	-	0	18,700	-
SWEDEN	14,000	0	-100	15,839	0	-100
ITALY	17,000	49,000	188.24	17,340	33,302	92.05
SPAIN	130,000	240,000	84.62	152,645	143,125	-6.24
PORTUGAL	408,000	23,999	-94.12	493,940	16,602	-96.64
POLAND	65,997	0	-100	68,618	0	-100
BULGARIA	49,389	13,459	-72.75	55,823	10,775	-80.7
UKRAINE	118,000	0	-100	124,180	0	-100
LATVIA	17,000	0	-100	18,904	0	-100
RUSSIA FEDERATION	96,000	154,000	60.42	103,674	96,316	-7.1
-ASAM BERLEMAK LAIN	165,332,446	159,629,865	-3.45	141,433,454	81,249,967	-42.55
JAPAN	2,702,470	2,232,159	-17.4	3,627,519	1,692,607	-53.34
HONG KONG	5,760	2,880	-50	8,734	3,271	-62.55
KOREA, REPUBLIC OF	2,477,730	20,558,531	729.73	2,512,537	7,334,804	191.93
TAIWAN	113,400	231,016	103.72	86,607	201,439	132.59
CHINA	10,144,999	9,762,826	-3.77	11,554,107	8,197,058	-29.06
THAILAND	776,990	1,411,364	81.65	1,110,792	1,823,807	64.19
SINGAPORE	5,446,559	5,440,916	-0.1	7,222,869	3,536,818	-51.03
PHILIPPINES	0	593,851	-	0	468,194	-
MALAYSIA	9,653,719	3,900,609	-59.59	8,733,859	3,098,203	-64.53
VIET NAM	0	39,433	-	0	26,306	-
INDIA	66,508,702	30,032,799	-54.84	43,748,170	13,678,050	-68.73
PAKISTAN	3,350,772	8,244,557	146.05	1,250,862	2,607,741	108.48
BANGLADESH	32,530	1,196,579	3578.39	36,422	451,973	1140.93
SRI LANKA	772,390	4,081,430	428.42	742,818	2,918,440	292.89
IRAN (ISLAMIC REPUBLIC OF)	17,280	307,490	1679.46	24,814	313,027	1161.49
SAUDI ARABIA	28,800	0	-100	38,246	0	-100
JORDAN	17,280	25,685	48.64	24,952	24,164	-3.16
SYRIA ARAB REPUBLIC	17,280	0	-100	19,526	0	-100
TURKEY	540,502	506,395	-6.31	661,653	431,276	-34.82
EGYPT	1,025,532	3,718,227	262.57	779,245	1,211,800	55.51
ETHIOPIA	36,260	0	-100	27,558	0	-100
TANZANIA, UNITED REPUBLIC O	2,050,000	1,950,000	-4.88	1,281,298	797,000	-37.8
MADAGASCAR	37,240	110,000	195.38	13,034	39,600	203.82
MOZAMBIQUE	2,850,490	88,000	-96.91	1,862,765	31,680	-98.3
TOGO	126,910	154,000	21.35	105,335	52,470	-50.19
COTE D'IVOIRE	2,100,000	0	-100	1,527,750	0	-100
SENEGAL	0	110,000	-	0	39,050	-
MAURITANIA	0	1,000,000	-	0	320,000	-
DJIBOUTI	301,920	0	-100	253,968	0	-100
SOUTH AFRICA	2,487,872	1,553,367	-37.56	1,713,708	851,173	-50.33
MALAWI	37,240	1,065,420	2760.96	12,475	388,376	3013.23
AUSTRALIA	179,318	330,354	84.23	265,199	345,527	30.29
NEW ZEALAND	0	7,600	-	0	6,992	-
UNITED STATES	10,078,045	3,803,843	-62.26	14,118,998	4,403,906	-68.81
CANADA	21,600	0	-100	28,080	0	-100
MEXICO	117,179	85,370	-27.15	157,175	64,621	-58.89
GUATEMALA	0	1,520	-	0	1,550	-
ARGENTINA	56,844	435,715	666.51	83,989	334,733	298.54
BRAZIL	2,077,340	1,569,590	-24.44	2,689,423	1,493,793	-44.46
COLOMBIA	0	56,720	-	0	55,985	-
URUGUAY	14,400	14,400	0	23,573	13,997	-40.62
ECUADOR	0	15,200	-	0	13,072	-
COSTA RICA	84,800	0	-100	61,904	0	-100
UNITED KINGDOM	241,520	30,400	-87.41	334,478	27,892	-91.66
NETHERLANDS	9,924,942	9,754,042	-1.72	13,258,173	8,459,233	-36.2
FRANCE	100,440	40,410	-59.77	247,375	79,325	-67.93
GERMANY, FED. REP. OF	862,682	380,071	-55.94	1,482,210	600,691	-59.47
BELGIUM	59,674	35,548	-40.43	74,080	55,107	-25.61

TABEL 5. PERKEMBANGAN EKSPOR INDONESIA MENURUT KOMODITI DAN NEGARA TUJUAN

JENIS BARANG	BERAT BERSIH (KG)		PERUB %	NILAI FOB (US \$)		PERUB %
	JAN-MAR 2008	JAN-MAR 2009		JAN-MAR 2008	JAN-MAR 2009	
(1)	(2)	(3)	(4)	(5)	(6)	(7)
DENMARK	5,000,000	0	-100	3,362,600	0	-100
SWEDEN	0	9,999,790	-	0	2,989,937	-
ITALY	479,590	12,019,986	2406.3	635,201	4,194,506	560.34
SPAIN	22,366,406	22,707,772	1.53	15,619,826	7,535,466	-51.76
GREECE	7,039	0	-100	9,547	0	-100
UKRAINE	0	24,000	-	0	35,307	-
-ALAT LISTRIK	134,181,223	96,546,365	-28.05	1,214,984,044	896,813,820	-26.19
JAPAN	15,672,391	8,626,029	-44.96	230,756,849	126,470,632	-45.19
HONG KONG	2,787,426	1,337,769	-52.01	45,268,534	22,716,127	-49.82
KOREA, DEMOCRATIC PEOPLE'S	374	0	-100	11,841	0	-100
KOREA, REPUBLIC OF	1,402,044	1,019,192	-27.31	21,043,230	16,645,990	-20.9
TAIWAN	1,210,690	409,216	-66.2	13,473,868	5,657,564	-58.01
CHINA	2,186,035	1,006,623	-53.95	31,661,171	16,744,982	-47.11
MACAU	19,235	0	-100	150,700	0	-100
PAPUA NEW GUINEA	1,341,861	1,638,800	22.13	2,560,977	2,760,944	7.81
THAILAND	8,044,841	4,109,168	-48.92	48,726,962	25,438,193	-47.79
SINGAPORE	12,534,592	7,075,449	-43.55	326,826,533	217,952,056	-33.31
PHILIPPINES	3,938,534	4,750,485	20.62	20,448,034	28,976,545	41.71
MALAYSIA	7,891,859	6,239,096	-20.94	45,683,866	39,052,928	-14.51
MYANMAR (FORM. BURMA)	83,287	142,273	70.82	544,975	405,868	-25.53
CAMBODIA	40,294	312	-99.23	153,055	1,886	-98.77
BRUNEI DARUSSALAM	68,811	219,867	219.52	448,648	873,905	94.79
NEPAL	0	14	-	0	745	-
VIET NAM	5,609,081	3,008,295	-46.37	24,253,475	19,085,315	-21.31
MALDIVES	22,381	12,184	-45.56	64,025	100,308	56.67
INDIA	2,279,903	5,425,808	137.98	6,142,456	14,022,232	128.28
PAKISTAN	679,484	345,224	-49.19	2,791,968	1,371,747	-50.87
BANGLADESH	21,261	32,225	51.57	116,227	169,418	45.76
SRI LANKA	329,009	506,831	54.05	1,250,459	1,460,667	16.81
AFGHANISTAN	71,680	100,189	39.77	246,064	263,139	6.94
IRAQ	0	37,343	-	0	78,515	-
IRAN (ISLAMIC REPUBLIC OF)	247,387	479,721	93.92	923,601	1,381,984	49.63
SAUDI ARABIA	2,111,211	2,204,712	4.43	8,111,429	6,485,749	-20.04
ISRAEL	60,507	87,702	44.95	276,001	392,238	42.11
KUWAIT	275,786	265,959	-3.56	977,254	739,806	-24.3
JORDAN	224,182	95,932	-57.21	758,700	282,036	-62.83
LEBANON	254,451	355,712	39.8	909,360	947,393	4.18
PALESTINA	126,160	0	-100	534,869	0	-100
YEMEN	574,378	312,127	-45.66	1,942,488	825,674	-57.49
OMAN	332,322	292,360	-12.03	1,548,577	984,937	-36.4
SYRIA ARAB REPUBLIC	37,610	23,255	-38.17	138,171	67,968	-50.81
TURKEY	1,805,792	553,520	-69.35	7,502,353	1,567,737	-79.1
UNITED ARAB EMIRATES	11,865,657	4,288,120	-63.86	62,697,780	15,879,468	-74.67
QATAR	1,289,327	528,691	-58.99	5,684,718	1,506,289	-73.5
BAHRAIN	102,080	104,436	2.31	395,259	205,961	-47.89
CYPRUS	69,703	34,306	-50.78	245,560	76,301	-68.93
EGYPT	1,511,942	1,299,491	-14.05	3,721,731	5,379,636	44.55
LIBYAN ARAB JAMAHIRIYA	78,171	87,288	11.66	315,088	225,207	-28.53
MOROCCO	149,458	194,415	30.08	573,502	677,092	18.06
TUNISIA	33,950	129,187	280.52	868,354	702,281	-19.13
ALGERIA	341,026	537,282	57.55	866,641	3,472,657	300.7
SUDAN	3,893,603	2,835,717	-27.17	11,129,993	6,124,872	-44.97
ERITREA	120,193	0	-100	216,177	0	-100
ETHIOPIA	86,380	19,540	-77.38	355,616	56,100	-84.22
TANZANIA, UNITED REPUBLIC O	76,906	128,842	67.53	314,224	326,821	4.01
MADAGASCAR	39,736	292	-99.27	128,491	4,480	-96.51
KENYA	379,387	462,336	21.86	1,319,001	1,540,719	16.81
MOZAMBIQUE	3,342	125,259	3648.03	25,384	269,899	963.26
BOTSWANA	0	84	-	0	357	-
EQUATORIAL GUINEA	0	47,224	-	0	93,660	-
TOGO	72,457	39,667	-45.25	256,458	611,541	138.46
GHANA	446,841	213,318	-52.26	1,727,505	465,520	-73.05
LIBERIA	0	21,271	-	0	46,844	-
GUINEA	49,108	35,000	-28.73	90,400	63,000	-30.31
ANGOLA	35,401	62,263	75.88	145,916	202,750	38.95
CONGO	0	3,272	-	0	6,480	-
CAMEROON	125,647	96,937	-22.85	323,038	178,672	-44.69
NIGERIA	501,861	648,325	29.18	3,697,229	1,845,556	-50.08
GABON	96,038	8,627	-91.02	393,327	32,124	-91.83
COTE D'IVOIRE	18,092	101,201	459.37	75,710	910,175	1102.19
SENEGAL	49,233	57,936	17.68	44,644	95,421	113.74
BENIN	233,265	170,228	-27.02	703,120	372,388	-47.04
BURKINA FASO	18	3,756	20766.67	487	7,660	1472.9
GAMBIA	16,499	137	-99.17	12,625	182	-98.56
SEYCHELLES	8,673	0	-100	36,740	0	-100
UGANDA	36,615	47,504	29.74	98,053	134,799	37.48
NIGER	0	4,359	-	0	9,363	-

TABEL 5. PERKEMBANGAN EKSPOR INDONESIA MENURUT KOMODITI DAN NEGARA TUJUAN

JENIS BARANG	BERAT BERSIH (KG)		PERUB %	NILAI FOB (US \$)		PERUB %
	JAN-MAR 2008	JAN-MAR 2009		JAN-MAR 2008	JAN-MAR 2009	
(1)	(2)	(3)	(4)	(5)	(6)	(7)
DJIBOUTI	139,923	304,150	117.37	475,404	773,578	62.72
SAO TOME AND PRINCIPE	0	704	-	0	250	-
SWAZILAND	120	0	-100	6,573	0	-100
SOUTH AFRICA	457,486	387,000	-15.41	1,726,281	1,692,050	-1.98
ZAMBIA	19,203	25	-99.87	60,096	123	-99.8
BURUNDI	0	23,265	-	0	52,219	-
MAURITIUS	19,877	3,146	-84.17	73,777	6,621	-91.03
AUSTRALIA	4,022,214	2,943,343	-26.82	30,345,392	19,855,457	-34.57
NEW ZEALAND	476,400	693,615	45.6	2,575,102	6,423,144	149.43
NEW CALEDONIA	12,209	632	-94.82	39,583	1,308	-96.7
VANUATU	63,634	1,217	-98.09	138,406	3,719	-97.31
AMERICAN SAMOA	11,893	0	-100	29,465	0	-100
COOK ISLANDS	2,819	0	-100	1,752	0	-100
FIJI	113,287	69,250	-38.87	296,525	177,632	-40.1
KIRIBATI	0	146	-	0	5,690	-
SAMOA	386,686	14,682	-96.2	2,868,998	70,211	-97.55
SOLOMON ISLANDS	144,234	51,477	-64.31	283,161	126,894	-55.19
TONGA	4,977	0	-100	15,509	0	-100
EAST TIMOR	157,763	460,149	191.67	262,716	733,062	179.03
UNITED STATES	9,183,971	9,041,108	-1.56	96,466,231	112,959,325	17.1
CANADA	1,009,206	266,709	-73.57	4,323,576	2,445,918	-43.43
MEXICO	947,840	996,711	5.16	5,634,302	9,544,817	69.41
GUATEMALA	471,825	170,081	-63.95	1,380,194	191,211	-86.15
NICARAGUA	27,708	48,953	76.67	117,244	152,857	30.38
PANAMA	35,802	47,723	33.3	226,791	199,134	-12.19
CUBA	375	0	-100	34,098	0	-100
SURINAME	21,962	23,064	5.02	101,562	69,448	-31.62
CHILE	523,467	414,808	-20.76	1,362,087	1,286,820	-5.53
VENEZUELA	303,998	210,490	-30.76	2,291,383	2,111,484	-7.85
ARGENTINA	269,021	312,259	16.07	1,312,295	1,520,839	15.89
BRAZIL	1,650,079	896,554	-45.67	8,571,012	4,117,195	-51.96
COLOMBIA	280,088	254,195	-9.24	1,206,820	527,901	-56.26
BOLIVIA	51,553	89,391	73.4	192,476	180,601	-6.17
PARAGUAY	2,946	2,926	-0.68	20,215	10,503	-48.04
ECUADOR	284,200	164,396	-42.15	615,092	358,079	-41.78
PERU	210,611	70,143	-66.7	995,728	295,955	-70.28
TRINIDAD AND TOBAGO	0	67,903	-	0	134,513	-
JAMAICA	1,287	35,043	2622.84	13,829	99,608	620.28
DOMINICAN REPUBLIC	27,689	67,345	143.22	115,683	175,327	51.56
COSTA RICA	0	997	-	0	13,043	-
HAITI	123,405	18,277	-85.19	351,531	46,035	-86.9
ARUBA	2,158	2,155	-0.14	9,340	9,900	6
FRENCH POLYNESIA	12,791	3,350	-73.81	135,006	18,092	-86.6
GRENADA	0	15,754	-	0	31,371	-
NETHERLANDS ANTILLES	0	28,296	-	0	76,086	-
SAN MARINO	4,833	9,666	100	66,564	123,600	85.69
UNITED KINGDOM	4,716,599	5,803,024	23.03	17,140,805	12,893,016	-24.78
NETHERLANDS	1,619,952	1,327,008	-18.08	9,129,625	7,139,428	-21.8
FRANCE	1,023,150	1,187,112	16.03	28,440,814	45,399,941	59.63
GERMANY, FED. REP. OF	1,539,696	615,774	-60.01	14,420,877	9,689,219	-32.81
AUSTRIA	32,932	15,047	-54.31	812,340	433,382	-46.65
BELGIUM	1,467,792	585,603	-60.1	3,853,440	1,992,386	-48.3
SWITZERLAND	49,189	117,057	137.97	1,459,559	737,775	-49.45
DENMARK	9,447	55,074	482.98	221,032	3,798,686	1618.61
NORWAY	6,594	9,923	50.49	116,734	43,555	-62.69
SWEDEN	123,283	147,381	19.55	1,144,155	3,900,679	240.92
FINLAND	11,544	2,336	-79.76	286,903	104,265	-63.66
IRELAND	2	18,371	918450	13	23,669	181969.23
ITALY	1,770,403	859,888	-51.43	5,418,652	6,227,136	14.92
SPAIN	4,057,077	2,046,715	-49.55	14,622,622	7,279,013	-50.22
PORTUGAL	305,051	192,708	-36.83	554,895	347,895	-37.3
GREECE	873,696	1,097,750	25.64	2,593,645	2,730,770	5.29
DEMOCRATIC REPUBLIC OF THE	35,740	1,905	-94.67	113,666	1,359	-98.8
HUNGARY	37,366	13,201	-64.67	685,497	225,279	-67.14
POLAND	75,096	435,045	479.32	857,212	17,448,679	1935.52
ROMANIA	38,081	43,288	13.67	265,814	505,661	90.23
BULGARIA	0	1	-	0	173	-
ALBANIA	2,392	0	-100	10,948	0	-100
AZERBAIJAN	0	52	-	0	6,221	-
BELARUS	76,584	0	-100	235,008	0	-100
KAZAKHSTAN	86,570	164	-99.81	271,388	2,884	-98.94
UKRAINE	75,839	39,079	-48.47	281,002	137,189	-51.18
UZBEKISTAN	10,214	0	-100	34,406	0	-100
LITHUANIA	0	1	-	0	40	-
ESTONIA	120	0	-100	10,300	0	-100
GEORGIA	58,033	0	-100	140,440	0	-100
MALTA	30,992	0	-100	142,829	0	-100
SLOVAKIA	41,672	159,479	282.7	316,055	4,432,933	1302.58

TABEL 5. PERKEMBANGAN EKSPOR INDONESIA MENURUT KOMODITI DAN NEGARA TUJUAN

JENIS BARANG	BERAT BERSIH (KG)		PERUB	NILAI FOB (US \$)		PERUB
	JAN-MAR 2008	JAN-MAR 2009	%	JAN-MAR 2008	JAN-MAR 2009	%
(1)	(2)	(3)	(4)	(5)	(6)	(7)
CZECH REPUBLIC	206,154	307,633	49.22	2,441,397	7,736,815	216.9
RUSSIA FEDERATION	304,955	204,945	-32.8	1,510,681	1,504,649	-0.4
-DIODE TRANSISTOR	195,250	286,746	46.86	37,649,132	23,259,016	-38.22
JAPAN	34,766	32,483	-6.57	18,743,459	11,270,543	-39.87
HONG KONG	14,879	14,204	-4.54	8,066,549	3,658,332	-54.65
KOREA, REPUBLIC OF	1,256	1,371	9.16	171,191	122,699	-28.33
TAIWAN	2,215	941	-57.52	475,099	278,110	-41.46
CHINA	7,085	2,141	-69.78	1,956,474	1,154,251	-41
THAILAND	1,023	670	-34.51	3,394	1,873	-44.81
SINGAPORE	125,533	122,099	-2.74	5,954,856	3,378,363	-43.27
PHILIPPINES	477	398	-16.56	12,355	14,989	21.32
MALAYSIA	1,280	19,535	1426.17	157,121	549,395	249.66
VIET NAM	0	239	-	0	2,353	-
INDIA	0	3	-	0	215	-
PAKISTAN	20	0	-100	77	0	-100
SRI LANKA	0	141	-	0	588	-
IRAN (ISLAMIC REPUBLIC OF)	0	87,572	-	0	1,029,847	-
UNITED ARAB EMIRATES	17	7	-58.82	169	302	78.7
AUSTRALIA	0	17	-	0	1,052	-
UNITED STATES	2,666	1,337	-49.85	622,745	435,764	-30.03
CANADA	0	4	-	0	15,900	-
MEXICO	0	2,056	-	0	482,904	-
BRAZIL	0	1	-	0	6	-
UNITED KINGDOM	788	270	-65.74	78,660	41,826	-46.83
FRANCE	0	2	-	0	127	-
GERMANY, FED. REP. OF	3,010	1,236	-58.94	1,318,654	802,321	-39.16
AUSTRIA	185	0	-100	2,583	0	-100
BELGIUM	0	1	-	0	2	-
NORWAY	0	1	-	0	724	-
SWEDEN	1	0	-100	1,260	0	-100
FINLAND	44	17	-61.36	83,880	16,530	-80.29
ROMANIA	4	0	-100	186	0	-100
ESTONIA	1	0	-100	420	0	-100
-AUDIO VISUAL	23,720,244	28,966,495	22.12	587,566,069	665,697,506	13.3
JAPAN	2,012,638	1,718,351	-14.62	52,003,125	55,877,431	7.45
HONG KONG	801,932	467,197	-41.74	59,534,042	31,510,750	-47.07
KOREA, REPUBLIC OF	421,030	597,325	41.87	41,072,122	32,121,751	-21.79
TAIWAN	51,937	87,046	67.6	1,329,829	905,440	-31.91
CHINA	567,274	380,951	-32.85	29,790,739	25,517,349	-14.34
MACAU	0	4,900	-	0	137,073	-
PAPUA NEW GUINEA	39,601	12,533	-68.35	236,166	65,322	-72.34
THAILAND	903,957	1,527,111	68.94	7,666,053	12,704,339	65.72
SINGAPORE	3,316,188	2,463,360	-25.72	77,950,090	82,810,764	6.24
PHILIPPINES	240,539	1,448,446	502.17	1,861,013	9,403,047	405.26
MALAYSIA	1,384,712	1,514,703	9.39	22,184,965	18,689,601	-15.76
MYANMAR (FORM. BURMA)	45,097	81,118	79.87	108,965	356,206	226.9
CAMBODIA	0	20,225	-	0	136,224	-
BRUNEI DARUSSALAM	1,880	12,376	558.3	407	37,435	9097.79
NEPAL	0	16,441	-	0	78,384	-
VIET NAM	240,790	234,376	-2.66	4,946,298	2,802,261	-43.35
MALDIVES	24	0	-100	1,375	0	-100
INDIA	87,741	424,376	383.67	2,451,529	5,627,677	129.56
PAKISTAN	74,405	17,851	-76.01	249,914	76,123	-69.54
BANGLADESH	6,065	2,639	-56.49	21,380	9,514	-55.5
SRI LANKA	9,696	59,641	515.11	44,731	440,978	885.84
IRAQ	10,873	16,331	50.2	320,992	495,132	54.25
IRAN (ISLAMIC REPUBLIC OF)	0	256,440	-	0	4,239,299	-
SAUDI ARABIA	465,945	563,848	21.01	4,615,017	4,165,553	-9.74
ISRAEL	293,238	188,820	-35.61	8,434,261	4,952,564	-41.28
KUWAIT	78,815	81,158	2.97	2,018,203	1,880,779	-6.81
JORDAN	15,674	116,732	644.75	268,919	587,578	118.5
LEBANON	11,779	18,940	60.79	303,597	237,549	-21.76
YEMEN	72,837	78,036	7.14	606,630	192,745	-68.23
OMAN	75,064	13,938	-81.43	5,500,088	128,645	-97.66
SYRIA ARAB REPUBLIC	137,183	111,251	-18.9	481,836	645,112	33.89
TURKEY	61,823	150,452	143.36	2,591,776	3,961,740	52.86
UNITED ARAB EMIRATES	1,030,035	1,276,736	23.95	16,035,385	17,274,374	7.73
QATAR	43,441	48,354	11.31	727,252	1,116,927	53.58
BAHRAIN	2,535	5,727	125.92	52,016	121,160	132.93
EGYPT	80,218	79,474	-0.93	1,773,605	1,471,117	-17.05
LIBYAN ARAB JAMAHIRIYA	0	20,216	-	0	415,310	-
MOROCCO	3,378	218,167	6358.47	85,302	2,110,996	2374.73
TUNISIA	0	7,165	-	0	99,986	-
SUDAN	16,544	16,974	2.6	87,741	89,807	2.35
ETHIOPIA	31,041	41,961	35.18	77,923	158,276	103.12
TANZANIA, UNITED REPUBLIC O	0	16,044	-	0	54,600	-

TABEL 5. PERKEMBANGAN EKSPOR INDONESIA MENURUT KOMODITI DAN NEGARA TUJUAN

JENIS BARANG	BERAT BERSIH (KG)		PERUB	NILAI FOB (US \$)		PERUB
	JAN-MAR 2008	JAN-MAR 2009	%	JAN-MAR 2008	JAN-MAR 2009	%
(1)	(2)	(3)	(4)	(5)	(6)	(7)
KENYA	1,114	45,992	4028.55	6,819	666,336	9671.76
MOZAMBIQUE	0	9,500	-	0	44,000	-
TOGO	0	431	-	0	840	-
GHANA	6,139	148,940	2326.13	31,141	598,542	1822.04
LIBERIA	0	3	-	0	126	-
GUINEA	0	169	-	0	270	-
ANGOLA	0	67,038	-	0	512,555	-
CAMEROON	0	902	-	0	308	-
NIGERIA	540,564	645,920	19.49	1,454,416	4,227,193	190.65
GABON	0	592	-	0	300	-
COTE D'IVOIRE	4,260	0	-100	75,420	0	-100
MAURITANIA	0	11,655	-	0	29,415	-
BENIN	11,127	0	-100	5,414	0	-100
GAMBIA	0	558	-	0	545	-
UGANDA	11,531	0	-100	70,658	0	-100
SAO TOME AND PRINCIPE	0	868	-	0	409	-
SOUTH AFRICA	79,399	143,689	80.97	1,676,685	1,773,654	5.78
MAURITIUS	0	24,106	-	0	161,516	-
VIRGIN ISLANDS (BRITISH)	0	4	-	0	26,908	-
AUSTRALIA	382,647	1,454,033	279.99	10,714,697	27,277,465	154.58
NEW ZEALAND	138,620	55,812	-59.74	3,710,015	1,330,769	-64.13
NEW CALEDONIA	1	3,292	329100	50	12,975	25850
VANUATU	216	0	-100	450	0	-100
FIJI	573	1,017	77.49	11,395	19,147	68.03
TONGA	5	0	-100	66	0	-100
EAST TIMOR	185,616	236,091	27.19	128,446	805,715	527.28
UNITED STATES	2,873,464	3,239,593	12.74	80,305,130	100,968,041	25.73
CANADA	88,382	154,368	74.66	4,599,473	6,144,931	33.6
MEXICO	191,237	373,786	95.46	6,463,307	10,970,027	69.73
GUATEMALA	6,528	1,716	-73.71	49,656	11,006	-77.84
HONDURAS	0	4,373	-	0	72,739	-
PANAMA	72,481	141,122	94.7	1,702,638	2,259,541	32.71
CUBA	224	0	-100	20,400	0	-100
CHILE	17,143	45,930	167.92	517,738	234,460	-54.71
VENEZUELA	2,027	1,853	-8.58	214,703	38,109	-82.25
ARGENTINA	2,621	100,160	3721.44	257,852	1,234,907	378.92
BRAZIL	112,704	290,704	157.94	2,066,585	5,341,071	158.45
COLOMBIA	917	15,506	1590.95	179,681	436,637	143.01
URUGUAY	79	1,570	1887.34	17,457	17,832	2.15
PARAGUAY	4,168	0	-100	118,358	0	-100
ECUADOR	0	12,358	-	0	216,996	-
PERU	1,422	1,913	34.53	317,351	267,317	-15.77
PUERTO RICO	0	4,186	-	0	304,549	-
COSTA RICA	158	16	-89.87	31,511	2,824	-91.04
FRENCH POLYNESIA	2	2,276	113700	26	8,399	32203.85
UNITED KINGDOM	116,069	734,589	532.89	4,529,541	16,041,545	254.15
NETHERLANDS	470,204	639,088	35.92	23,829,872	29,299,938	22.95
FRANCE	164,300	756,548	360.47	2,388,759	16,090,975	573.61
GERMANY, FED. REP. OF	1,486,494	1,098,535	-26.1	13,583,958	27,248,537	100.59
AUSTRIA	2,365	140,186	5827.53	336,908	2,284,718	578.14
BELGIUM	2,105,362	806,046	-61.71	43,070,728	8,975,711	-79.16
SWITZERLAND	5,513	12,316	123.4	700,547	301,262	-57
LUXEMBOURG	2	0	-100	9	0	-100
DENMARK	12,498	31,645	153.2	99,201	1,034,217	942.55
NORWAY	4,547	13	-99.71	5,946	96	-98.39
SWEDEN	32,012	323,979	912.05	586,265	5,471,019	833.2
FINLAND	34,303	6,340	-81.52	1,111,652	38,678	-96.52
IRELAND	0	58	-	0	1,282	-
ITALY	86,096	507,472	489.43	2,547,878	12,791,892	402.06
SPAIN	54,488	370,598	580.15	1,708,519	8,705,080	409.51
PORTUGAL	619	153,281	24662.68	97,799	2,421,660	2376.16
GREECE	88	75,094	85234.09	200	1,067,288	533544
DEMOCRATIC REPUBLIC OF THE	0	12,532	-	0	36,240	-
HUNGARY	83,917	261,397	211.49	1,523,001	4,136,931	171.63
POLAND	290,441	412,275	41.95	8,726,324	16,263,862	86.38
ROMANIA	0	37,560	-	0	390,191	-
BULGARIA	3,066	39,960	1203.33	259,231	214,026	-17.44
YUGOSLAVIA	0	6,452	-	0	68,994	-
KAZAKHSTAN	1,225	23,344	1805.63	240,411	428,423	78.2
UKRAINE	5,481	1,117	-79.62	1,041,529	25,256	-97.58
LATVIA	0	17,418	-	0	252,747	-
ESTONIA	6,351	0	-100	30,361	0	-100
GEORGIA	2,926	0	-100	19,772	0	-100
SLOVAKIA	19,731	285,614	1347.54	1,089,711	8,822,470	709.62
SLOVENIA	10,954	0	-100	66,606	0	-100
CZECH REPUBLIC	596,589	503,279	-15.64	13,578,679	12,070,705	-11.11
RUSSIA FEDERATION	753,305	49,987	-93.36	6,211,838	1,488,471	-76.04

TABEL 5. PERKEMBANGAN EKSPOR INDONESIA MENURUT KOMODITI DAN NEGARA TUJUAN

JENIS BARANG	BERAT BERSIH (KG)		PERUB	NILAI FOB (US \$)		PERUB
	JAN-MAR 2008	JAN-MAR 2009	%	JAN-MAR 2008	JAN-MAR 2009	%
(1)	(2)	(3)	(4)	(5)	(6)	(7)
-FOTOGRAFI DAN OPTIK	879,680	703,850	-19.99	54,580,613	43,048,141	-21.13
JAPAN	44,615	27,114	-39.23	4,464,003	3,941,785	-11.7
HONG KONG	15,686	50,371	221.12	634,114	647,231	2.07
KOREA, REPUBLIC OF	2,109	3,966	88.05	36,977	72,880	97.1
TAIWAN	1,615	2	-99.88	58,436	27	-99.95
CHINA	37,604	11,358	-69.8	1,596,747	679,918	-57.42
THAILAND	4,992	12,119	142.77	134,201	242,755	80.89
SINGAPORE	352,849	256,957	-27.18	32,433,714	26,795,612	-17.38
PHILIPPINES	14,164	431	-96.96	527,048	21,919	-95.84
MALAYSIA	44,664	11,297	-74.71	3,593,260	571,601	-84.09
BRUNEI DARUSSALAM	28	94	235.71	500	381	-23.8
VIET NAM	1,326	3,454	160.48	38,120	44,178	15.89
INDIA	22,774	21,132	-7.21	427,708	447,673	4.67
PAKISTAN	670	282	-57.91	14,119	9,014	-36.16
BANGLADESH	381	1,606	321.52	3,375	1,860	-44.89
SRI LANKA	335	0	-100	5,568	0	-100
IRAN (ISLAMIC REPUBLIC OF)	833	1	-99.88	7,618	30	-99.61
SAUDI ARABIA	87	919	956.32	1,602	125,030	7704.62
ISRAEL	0	237	-	0	14,217	-
KUWAIT	0	2	-	0	100	-
LEBANON	0	159	-	0	23,565	-
SYRIA ARAB REPUBLIC	719	1,144	59.11	3,737	4,970	32.99
TURKEY	671	2,032	202.83	22,522	63,654	182.63
UNITED ARAB EMIRATES	2,150	2,149	-0.05	56,024	60,888	8.68
EGYPT	2	0	-100	56	0	-100
MOROCCO	0	290	-	0	9,122	-
TUNISIA	6	13	116.67	1,845	3,770	104.34
ALGERIA	35	24	-31.43	738	437	-40.79
KENYA	64	0	-100	1,863	0	-100
GHANA	0	274	-	0	9,330	-
CAMEROON	238	0	-100	2,038	0	-100
NIGERIA	81	87	7.41	1,068	1,313	22.94
SWAZILAND	0	20	-	0	4,984	-
SOUTH AFRICA	2	476	23700	21,775	56,660	160.21
MAURITIUS	0	207	-	0	3,226	-
AUSTRALIA	1,165	1,442	23.78	28,088	53,632	90.94
NEW ZEALAND	44	0	-100	576	0	-100
EAST TIMOR	5,399	218	-95.96	9,771	1,821	-81.36
UNITED STATES	215,581	209,475	-2.83	5,959,767	5,555,623	-6.78
CANADA	271	50	-81.55	37,602	72,960	94.03
MEXICO	4,537	0	-100	75,389	0	-100
CHILE	0	553	-	0	30,883	-
ARGENTINA	460	1,110	141.3	5,506	23,406	325.1
BRAZIL	5,719	1,872	-67.27	97,342	17,607	-81.91
COLOMBIA	3,082	2,365	-23.26	79,678	46,187	-42.03
ECUADOR	1,678	553	-67.04	128,923	40,594	-68.51
DOMINICAN REPUBLIC	1,701	73	-95.71	35,651	5,876	-83.52
COSTA RICA	491	0	-100	21,478	0	-100
ANTIGUA AND BARBUDA	0	840	-	0	1,069	-
UNITED KINGDOM	55,520	36,467	-34.32	1,402,081	521,432	-62.81
NETHERLANDS	4,048	1,995	-50.72	282,407	112,890	-60.03
FRANCE	7,731	264	-96.59	487,345	33,256	-93.18
GERMANY, FED. REP. OF	16,048	25,147	56.7	1,074,011	1,466,618	36.56
AUSTRIA	0	2,515	-	0	6,150	-
BELGIUM	70	105	50	405	5,373	1226.67
SWITZERLAND	157	30	-80.89	20,817	2,706	-87
DENMARK	230	1,000	334.78	39,107	170,730	336.57
NORWAY	2,836	4,033	42.21	506,849	890,277	75.65
FINLAND	0	36	-	0	10,718	-
ITALY	614	4,293	599.19	13,326	66,968	402.54
SPAIN	2,483	570	-77.04	141,814	35,928	-74.67
BULGARIA	317	0	-100	12,292	0	-100
YUGOSLAVIA	26	0	-100	9,515	0	-100
SLOVAKIA	211	164	-22.27	3,740	3,776	0.96
SLOVENIA	274	117	-57.3	4,370	1,675	-61.67
CZECH REPUBLIC	287	346	20.56	13,987	11,856	-15.24
-ALAT UKUR	264,037	169,104	-35.95	4,489,543	5,448,765	21.37
JAPAN	429	36	-91.61	183,727	2,802	-98.47
HONG KONG	0	2,941	-	0	3,602	-
KOREA, REPUBLIC OF	2	0	-100	6	0	-100
TAIWAN	1,241	215	-82.68	2,994	8,300	177.22
CHINA	1,070	1,800	68.22	31,258	1,723	-94.49
THAILAND	620	202	-67.42	50,305	128,636	155.71
SINGAPORE	61,741	128,307	107.81	812,587	3,515,010	332.57
MALAYSIA	69,093	6,379	-90.77	556,807	81,104	-85.43
BRUNEI DARUSSALAM	80,686	9,505	-88.22	1,339,543	101,630	-92.41
VIET NAM	4,153	953	-77.05	167,531	47,475	-71.66

TABEL 5. PERKEMBANGAN EKSPOR INDONESIA MENURUT KOMODITI DAN NEGARA TUJUAN

JENIS BARANG	BERAT BERSIH (KG)		PERUB %	NILAI FOB (US \$)		PERUB %
	JAN-MAR 2008	JAN-MAR 2009		JAN-MAR 2008	JAN-MAR 2009	
(1)	(2)	(3)	(4)	(5)	(6)	(7)
INDIA	27	0	-100	7,665	0	-100
IRAN (ISLAMIC REPUBLIC OF)	8	0	-100	1,200	0	-100
SAUDI ARABIA	539	0	-100	154,000	0	-100
KUWAIT	3,626	567	-84.36	31,921	41,559	30.19
YEMEN	3,045	0	-100	27,750	0	-100
OMAN	90	0	-100	7,454	0	-100
SYRIA ARAB REPUBLIC	176	0	-100	28,430	0	-100
UNITED ARAB EMIRATES	3,289	25	-99.24	55,476	5,400	-90.27
QATAR	44	0	-100	3,260	0	-100
SUDAN	1,420	0	-100	80,299	0	-100
KENYA	59	0	-100	2,068	0	-100
CONGO	0	1,800	-	0	346,876	-
SOUTH AFRICA	0	29	-	0	850	-
AUSTRALIA	14,817	278	-98.12	451,784	1,867	-99.59
UNITED STATES	4,615	3,085	-33.15	240,028	117,247	-51.15
CANADA	0	61	-	0	2,242	-
UNITED KINGDOM	3,814	1,424	-62.66	137,966	218,202	58.16
NETHERLANDS	56	95	69.64	500	3,000	500
FRANCE	141	3,239	2197.16	6,249	165,324	2545.61
GERMANY, FED. REP. OF	1,602	3,861	141.01	15,183	147,735	873.03
BELGIUM	284	2,890	917.61	11,340	24,960	120.11
SWITZERLAND	7,350	172	-97.66	82,212	33,313	-59.48
ITALY	0	1,240	-	0	449,908	-
-LONCENG, ARLOJI DAN BAGIA	2,006,412	1,790,047	-10.78	36,390,914	30,862,088	-15.19
JAPAN	62,794	45,819	-27.03	1,309,418	1,145,839	-12.49
HONG KONG	118,960	80,072	-32.69	1,868,486	1,148,688	-38.52
KOREA, REPUBLIC OF	16,506	3,118	-81.11	120,020	67,735	-43.56
TAIWAN	210,642	152,119	-27.78	926,817	728,507	-21.4
CHINA	13,837	18,557	34.11	152,280	303,289	99.17
MACAU	5,709	4,893	-14.29	58,872	95,235	61.77
PAPUA NEW GUINEA	1,333	1,958	46.89	7,574	7,250	-4.28
THAILAND	52,744	29,728	-43.64	1,123,129	731,646	-34.86
SINGAPORE	172,091	245,741	42.8	3,606,592	3,953,874	9.63
PHILIPPINES	77,627	153,241	97.41	1,567,588	2,546,358	62.44
MALAYSIA	48,781	42,759	-12.34	1,014,012	1,097,248	8.21
MYANMAR (FORM. BURMA)	1	985	98400	1	4,458	445700
BRUNEI DARUSSALAM	0	65,372	-	0	71,554	-
NEPAL	0	102	-	0	640	-
VIET NAM	79,350	109,717	38.27	1,330,515	1,304,424	-1.96
MALDIVES	0	713	-	0	8,000	-
INDIA	360,884	179,210	-50.34	3,099,326	1,448,910	-53.25
PAKISTAN	735	1,292	75.78	9,249	19,247	108.1
SRI LANKA	2,996	5,563	85.68	11,980	19,921	66.29
SAUDI ARABIA	72	110	52.78	3,071	2,190	-28.69
ISRAEL	0	2	-	0	14	-
JORDAN	0	3,600	-	0	119,060	-
LEBANON	1,621	2,174	34.11	25,537	42,208	65.28
YEMEN	282	0	-100	335	0	-100
OMAN	4,894	0	-100	69,014	0	-100
TURKEY	1	202	20100	13	3,888	29807.69
UNITED ARAB EMIRATES	2,511	1,090	-56.59	46,814	17,724	-62.14
QATAR	244	3	-98.77	918	3,826	316.78
BAHRAIN	500	12,096	2319.2	2,878	188,160	6437.87
MOROCCO	42,285	30,342	-28.24	406,078	361,850	-10.89
KENYA	0	56	-	0	569	-
MOZAMBIQUE	2,853	2,813	-1.4	25,599	34,877	36.24
BOTSWANA	0	12	-	0	53	-
ANGOLA	32,880	0	-100	234,060	0	-100
CAMEROON	43,500	62,640	44	417,898	753,749	80.37
NIGERIA	900	400	-55.56	19,530	3,400	-82.59
GABON	1,370	0	-100	14,330	0	-100
COTE D'IVOIRE	41,428	5,644	-86.38	387,631	94,423	-75.64
SENEGAL	32,546	34,264	5.28	237,400	294,472	24.04
BENIN	0	10	-	0	169	-
SOUTH AFRICA	19,908	25,674	28.96	184,710	264,451	43.17
ZAMBIA	653	11	-98.32	11,725	53	-99.55
AUSTRALIA	35,049	42,717	21.88	655,435	929,988	41.89
NEW ZEALAND	2,340	1,255	-46.37	59,505	30,195	-49.26
FIJI	0	3,189	-	0	24,508	-
KIRIBATI	0	10	-	0	421	-
EAST TIMOR	1,626	2,275	39.91	1,138	11,198	884.01
UNITED STATES	96,121	149,438	55.47	2,233,099	4,971,283	122.62
CANADA	2,162	899	-58.42	51,879	38,334	-26.11
MEXICO	5,622	181	-96.78	111,996	268	-99.76
HONDURAS	5	0	-100	2,594	0	-100
CUBA	248	0	-100	12,998	0	-100
CHILE	2,476	12,845	418.78	46,716	194,630	316.62

TABEL 5. PERKEMBANGAN EKSPOR INDONESIA MENURUT KOMODITI DAN NEGARA TUJUAN

JENIS BARANG	BERAT BERSIH (KG)		PERUB %	NILAI FOB (US \$)		PERUB %
	JAN-MAR 2008	JAN-MAR 2009		JAN-MAR 2008	JAN-MAR 2009	
(1)	(2)	(3)	(4)	(5)	(6)	(7)
VENEZUELA	7	5	-28.57	31	101	225.81
ARGENTINA	390	537	37.69	9,727	5,745	-40.94
BRAZIL	3,773	1,911	-49.35	540,579	199,781	-63.04
COLOMBIA	392	0	-100	10,169	0	-100
BOLIVIA	100	0	-100	412	0	-100
URUGUAY	2	0	-100	10	0	-100
UNITED KINGDOM	16,473	62,390	278.74	371,481	3,184,636	757.28
NETHERLANDS	650	1,203	85.08	17,226	57,150	231.77
FRANCE	313,895	134,946	-57.01	10,268,860	2,189,956	-78.67
GERMANY, FED. REP. OF	29,937	34,868	16.47	1,872,297	910,047	-51.39
AUSTRIA	255	356	39.61	10,025	6,710	-33.07
BELGIUM	0	195	-	0	16,968	-
SWITZERLAND	49	49	0	3,150	3,244	2.98
SWEDEN	1,418	0	-100	43,392	0	-100
FINLAND	0	43	-	0	5,000	-
IRELAND	2,615	1,783	-31.82	274,650	587,891	114.05
ITALY	762	307	-59.71	6,892	4,865	-29.41
SPAIN	2,388	897	-62.44	95,752	16,140	-83.14
PORTUGAL	28,901	13,263	-54.11	1,019,891	481,217	-52.82
GREECE	0	68	-	0	500	-
HUNGARY	2,175	934	-57.06	237,366	62,177	-73.81
POLAND	18	10	-44.44	502	2,000	298.41
ROMANIA	210	235	11.9	4,758	6,747	41.8
LATVIA	0	4	-	0	128	-
ESTONIA	1	0	-100	6	0	-100
SLOVAKIA	574	0	-100	81,598	0	-100
CZECH REPUBLIC	2,340	1,131	-51.67	53,380	32,300	-39.49
RUSSIA FEDERATION	0	1	-	0	1	-
-COKLAT OLAHAN	36,621,821	24,145,521	-34.07	89,653,790	78,788,331	-12.12
JAPAN	216,987	153,274	-29.36	734,870	538,600	-26.71
HONG KONG	44,259	55,242	24.82	130,475	192,426	47.48
KOREA, REPUBLIC OF	190,848	54,068	-71.67	463,640	113,122	-75.6
TAIWAN	59,621	66,885	12.18	119,199	142,488	19.54
CHINA	1,409,846	706,991	-49.85	1,032,048	883,329	-14.41
PAPUA NEW GUINEA	4,000	0	-100	6,360	0	-100
THAILAND	597,520	868,514	45.35	1,138,188	1,943,827	70.78
SINGAPORE	381,947	190,705	-50.07	659,090	387,141	-41.26
PHILIPPINES	2,397,111	2,093,368	-12.67	2,122,579	2,561,909	20.7
MALAYSIA	2,311,923	891,802	-61.43	2,729,036	1,267,513	-53.55
BRUNEI DARUSSALAM	29,913	52,032	73.94	89,454	89,189	-0.3
VIET NAM	78,861	20,574	-73.91	75,900	31,113	-59.01
MALDIVES	9,405	36,113	283.98	26,465	78,429	196.35
INDIA	320,284	321,696	0.44	421,038	486,894	15.64
PAKISTAN	114,800	124,921	8.82	97,580	146,095	49.72
BANGLADESH	27,143	21,948	-19.14	74,411	67,933	-8.71
SRI LANKA	70,000	16,000	-77.14	52,974	15,360	-71
IRAN (ISLAMIC REPUBLIC OF)	308,000	17,000	-94.48	261,800	16,915	-93.54
SAUDI ARABIA	40,380	22,653	-43.9	75,128	68,694	-8.56
ISRAEL	0	10,592	-	0	30,400	-
KUWAIT	62,421	90,464	44.93	119,159	237,857	99.61
JORDAN	3,799	0	-100	12,435	0	-100
LEBANON	0	985	-	0	2,857	-
YEMEN	68,680	130,649	90.23	136,153	218,487	60.47
OMAN	8,293	2,944	-64.5	14,600	9,750	-33.22
TURKEY	209,000	100,000	-52.15	179,538	110,000	-38.73
UNITED ARAB EMIRATES	899,105	921,282	2.47	3,548,804	4,315,947	21.62
BAHRAIN	31,493	83,448	164.97	79,901	231,927	190.27
EGYPT	160,599	145,800	-9.21	524,504	661,365	26.09
ALGERIA	0	39,668	-	0	53,833	-
SUDAN	140	0	-100	640	0	-100
NAMIBIA	3,823	0	-100	8,405	0	-100
KENYA	95,064	65,000	-31.63	162,394	280,500	72.73
GUINEA	24,367	0	-100	58,800	0	-100
ANGOLA	24,525	12,136	-50.52	20,605	25,032	21.49
CAMEROON	5,620	0	-100	11,115	0	-100
SIERRA LEONE	2,459	17,000	591.34	7,700	15,160	96.88
MAURITANIA	15,210	15,300	0.59	24,083	32,640	35.53
MALI	0	13,812	-	0	27,215	-
BENIN	2,250	0	-100	1,665	0	-100
UGANDA	0	579	-	0	1,463	-
SOUTH AFRICA	382,748	532,000	38.99	582,789	1,342,800	130.41
MAURITIUS	74,713	73,788	-1.24	164,795	170,725	3.6
AUSTRALIA	1,837,397	1,244,778	-32.25	7,826,511	5,949,177	-23.99
NEW ZEALAND	402,998	215,372	-46.56	1,041,650	761,420	-26.9
VANUATU	448	0	-100	678	0	-100
FIJI	36,429	1,863	-94.89	72,991	4,614	-93.68
KIRIBATI	43	100	132.56	94	325	245.74

TABEL 5. PERKEMBANGAN EKSPOR INDONESIA MENURUT KOMODITI DAN NEGARA TUJUAN

JENIS BARANG	BERAT BERSIH (KG)		PERUB	NILAI FOB (US \$)		PERUB
	JAN-MAR 2008	JAN-MAR 2009	%	JAN-MAR 2008	JAN-MAR 2009	%
(1)	(2)	(3)	(4)	(5)	(6)	(7)
SAMOA	3,359	0	-100	4,656	0	-100
SOLOMON ISLANDS	4,386	1,851	-57.8	10,263	3,620	-64.73
TONGA	3,965	26,160	559.77	4,570	29,346	542.14
EAST TIMOR	4,768	37,469	685.84	7,824	71,013	807.63
UNITED STATES	7,378,833	3,726,617	-49.5	31,358,675	21,341,764	-31.94
MEXICO	411,000	65,000	-84.18	346,879	90,750	-73.84
CHILE	202,000	70,000	-65.35	148,850	115,150	-22.64
ARGENTINA	69,999	70,000	0	58,100	89,740	54.46
BRAZIL	823,084	735,861	-10.6	461,307	627,239	35.97
COLOMBIA	560,000	0	-100	267,200	0	-100
URUGUAY	164,000	45,000	-72.56	98,760	55,688	-43.61
ECUADOR	80,000	0	-100	36,000	0	-100
COSTA RICA	20,000	0	-100	9,000	0	-100
UNITED KINGDOM	63,197	200,200	216.79	33,287	243,140	630.44
NETHERLANDS	1,920,012	1,844,382	-3.94	7,290,397	9,393,652	28.85
FRANCE	3,250,813	3,232,877	-0.55	14,611,725	17,314,158	18.49
GERMANY, FED. REP. OF	709,096	495,007	-30.19	1,876,011	1,390,655	-25.87
BELGIUM	1,144,400	250	-99.98	3,410,689	16,400	-99.52
SWITZERLAND	20,857	385	-98.15	154,680	29,329	-81.04
ITALY	720	80,807	11123.19	2,736	458,203	16647.19
SPAIN	5,449,186	2,940,020	-46.05	2,762,618	2,033,575	-26.39
PORTUGAL	1,866	0	-100	3,900	0	-100
HUNGARY	44,500	47,100	5.84	30,560	44,370	45.19
UKRAINE	33,500	33,200	-0.9	21,726	30,210	39.05
UZBEKISTAN	25,000	0	-100	21,250	0	-100
LITHUANIA	125,000	0	-100	106,250	0	-100
ESTONIA	832,000	612,789	-26.35	1,399,408	700,633	-49.93
CROATIA	53,999	0	-100	46,945	0	-100
RUSSIA FEDERATION	257,809	449,200	74.24	159,280	1,195,225	650.39
-GULA TETES	136,807,871	25,182,775	-81.59	7,926,440	2,412,610	-69.56
HONG KONG	64,800	0	-100	34,236	0	-100
KOREA, REPUBLIC OF	12,682,000	13,703,581	8.06	697,510	1,343,840	92.66
TAIWAN	72,760,033	11,400,000	-84.33	4,118,469	1,014,600	-75.36
PAPUA NEW GUINEA	3,819	0	-100	4,550	0	-100
SINGAPORE	5,750	42,769	643.81	32,134	13,866	-56.85
MALAYSIA	18,810	30,561	62.47	25,351	9,037	-64.35
VIET NAM	51,268,603	0	-100	3,008,457	0	-100
UNITED ARAB EMIRATES	10	0	-100	13	0	-100
KENYA	0	4,488	-	0	29,298	-
AUSTRALIA	0	351	-	0	439	-
VANUATU	3,618	1,025	-71.67	4,565	1,530	-66.48
UNITED STATES	428	0	-100	1,155	0	-100
-KERUPUK UDANG	1,943,752	1,772,745	-8.8	3,236,783	3,009,400	-7.02
JAPAN	58,017	30,108	-48.1	93,652	64,295	-31.35
HONG KONG	24,379	19,080	-21.74	49,423	35,252	-28.67
KOREA, REPUBLIC OF	217,687	189,507	-12.95	320,848	279,770	-12.8
TAIWAN	7,309	6,913	-5.42	7,317	6,905	-5.63
CHINA	2,400	0	-100	2,880	0	-100
SINGAPORE	64,339	19,970	-68.96	110,822	39,604	-64.26
MALAYSIA	100,982	26,011	-74.24	54,091	35,849	-33.72
BRUNEI DARUSSALAM	70	0	-100	53	0	-100
SAUDI ARABIA	45,092	64,605	43.27	50,632	63,347	25.11
UNITED ARAB EMIRATES	22,725	16,315	-28.21	27,944	18,965	-32.13
AUSTRALIA	57,322	25,950	-54.73	97,150	45,229	-53.44
NEW ZEALAND	572	303	-47.03	2,158	1,413	-34.52
UNITED STATES	42,445	131,133	208.95	107,247	290,490	170.86
CANADA	0	8,077	-	0	15,564	-
UNITED KINGDOM	246,681	152,858	-38.03	350,968	207,112	-40.99
NETHERLANDS	902,000	955,098	5.89	1,614,078	1,662,675	3.01
FRANCE	112,174	105,023	-6.37	298,470	207,742	-30.4
BELGIUM	26,958	12,746	-52.72	28,460	16,479	-42.1
SWEDEN	0	229	-	0	530	-
SPAIN	12,600	8,819	-30.01	20,590	18,179	-11.71
-BUAH/SAYURAN OLAHAN	96,209,171	97,428,761	1.27	74,602,622	66,156,457	-11.32
JAPAN	2,973,162	3,716,453	25	2,892,876	3,430,889	18.6
HONG KONG	190,299	152,074	-20.09	226,520	182,748	-19.32
KOREA, REPUBLIC OF	1,999,598	2,395,069	19.78	1,062,901	1,191,752	12.12
TAIWAN	2,235,885	1,192,879	-46.65	1,191,390	735,179	-38.29
CHINA	1,184,605	6,813,552	475.18	371,930	913,266	145.55
THAILAND	107,799	2,345	-97.82	181,141	9,407	-94.81
SINGAPORE	12,098,586	11,368,365	-6.04	10,448,562	11,521,863	10.27
PHILIPPINES	39,380	4,065,341	10223.36	71,009	1,203,810	1595.29
MALAYSIA	14,455,234	21,919,854	51.64	2,679,187	3,571,681	33.31
BRUNEI DARUSSALAM	81,201	26,635	-67.2	88,842	35,593	-59.94
VIET NAM	5,660,336	22,652	-99.6	5,039,883	33,531	-99.33

TABEL 5. PERKEMBANGAN EKSPOR INDONESIA MENURUT KOMODITI DAN NEGARA TUJUAN

JENIS BARANG	BERAT BERSIH (KG)		PERUB	NILAI FOB (US \$)		PERUB
	JAN-MAR 2008	JAN-MAR 2009	%	JAN-MAR 2008	JAN-MAR 2009	%
(1)	(2)	(3)	(4)	(5)	(6)	(7)
MALDIVES	8,676	6,396	-26.28	15,756	10,879	-30.95
INDIA	15,822,182	4,958,541	-68.66	12,833,875	3,981,832	-68.97
PAKISTAN	1,118,648	265,897	-76.23	661,871	276,883	-58.17
SRI LANKA	10,199	0	-100	8,934	0	-100
IRAN (ISLAMIC REPUBLIC OF)	169,705	8,134	-95.21	162,550	1,660	-98.98
SAUDI ARABIA	409,097	452,710	10.66	448,085	548,213	22.35
ISRAEL	386,328	360,738	-6.62	509,794	343,561	-32.61
KUWAIT	23,150	126,473	446.32	30,327	161,278	431.8
JORDAN	137,790	192,685	39.84	331,960	342,034	3.03
LEBANON	169,548	149,378	-11.9	721,187	490,027	-32.05
YEMEN	0	28,840	-	0	31,076	-
OMAN	0	16,650	-	0	22,365	-
SYRIA ARAB REPUBLIC	87,019	215,079	147.16	422,068	474,779	12.49
TURKEY	236,700	386,999	63.5	223,799	400,177	78.81
UNITED ARAB EMIRATES	695,943	1,067,606	53.4	825,093	987,581	19.69
QATAR	0	53,697	-	0	65,934	-
BAHRAIN	11,700	98,816	744.58	12,634	96,878	666.8
CYPRUS	0	25,000	-	0	15,000	-
EGYPT	138,864	208,919	50.45	84,396	179,632	112.84
LIBYAN ARAB JAMAHIRIYA	0	94,703	-	0	102,077	-
MOROCCO	0	243,500	-	0	209,815	-
TUNISIA	0	26,000	-	0	5,000	-
ALGERIA	0	75,000	-	0	45,000	-
ANGOLA	0	52,000	-	0	34,570	-
NIGERIA	0	36,500	-	0	65,950	-
UGANDA	151	0	-100	418	0	-100
SOUTH AFRICA	318,677	504,274	58.24	295,666	432,051	46.13
MAURITIUS	25,000	26,000	4	25,125	11,730	-53.31
AUSTRALIA	281,937	591,013	109.63	590,001	773,920	31.17
NEW ZEALAND	37,000	95,429	157.92	39,512	102,313	158.94
FIJI	1,085	0	-100	1,817	0	-100
KIRIBATI	817	0	-100	1,760	0	-100
SAMOA	1,044	0	-100	733	0	-100
SOLOMON ISLANDS	10,490	0	-100	13,408	0	-100
EAST TIMOR	50,359	19,295	-61.69	26,796	10,438	-61.05
UNITED STATES	11,463,568	16,159,238	40.96	14,564,712	16,357,092	12.31
CANADA	106,938	136,238	27.4	328,717	168,720	-48.67
MEXICO	36,240	170,661	370.92	36,280	84,872	133.94
PANAMA	33,671	0	-100	36,883	0	-100
SURINAME	0	991	-	0	1,077	-
CHILE	241,219	313,152	29.82	198,295	239,863	20.96
ARGENTINA	1,831,519	957,238	-47.74	1,354,346	748,570	-44.73
BRAZIL	131,000	390,359	197.98	128,000	319,875	149.9
BOLIVIA	0	12,500	-	0	10,625	-
URUGUAY	119,965	234,375	95.37	115,642	173,323	49.88
PARAGUAY	50,000	125,000	150	51,250	90,750	77.07
PERU	18,408	68,539	272.33	16,900	45,075	166.72
JAMAICA	50,000	0	-100	51,250	0	-100
PUERTO RICO	56,654	112,701	98.93	46,730	116,575	149.47
COSTA RICA	25,000	0	-100	24,500	0	-100
CAPE VERDE	0	50,000	-	0	45,908	-
MARTINIQUE	0	39,098	-	0	61,040	-
UNITED KINGDOM	663,987	721,409	8.65	448,292	862,393	92.37
NETHERLANDS	4,688,059	2,270,935	-51.56	1,827,271	2,257,520	23.55
FRANCE	642,207	818,574	27.46	553,942	680,500	22.85
GERMANY, FED. REP. OF	4,276,346	4,005,756	-6.33	2,712,106	3,070,352	13.21
AUSTRIA	777,232	324,900	-58.2	512,856	241,458	-52.92
BELGIUM	1,181,253	602,250	-49.02	1,033,481	734,290	-28.95
SWITZERLAND	0	32,420	-	0	62,482	-
DENMARK	59,399	202,885	241.56	84,529	247,998	193.39
NORWAY	151,332	224,705	48.48	188,292	305,049	62.01
SWEDEN	223,598	182,139	-18.54	161,700	153,725	-4.93
FINLAND	1,012,619	551,524	-45.53	788,011	545,680	-30.75
IRELAND	12,500	0	-100	11,875	0	-100
ITALY	717,693	999,816	39.31	586,706	831,629	41.75
SPAIN	4,079,615	4,104,835	0.62	4,256,702	3,520,390	-17.3
PORTUGAL	76,920	38,750	-49.62	85,056	41,045	-51.74
GREECE	243,294	208,360	-14.36	169,301	179,230	5.86
HUNGARY	0	61,000	-	0	54,520	-
POLAND	276,867	199,999	-27.76	280,829	171,500	-38.93
ROMANIA	211,621	158,652	-25.03	141,312	113,310	-19.82
BULGARIA	0	63,000	-	0	48,155	-
YUGOSLAVIA	37,113	0	-100	22,630	0	-100
ALBANIA	0	12,500	-	0	11,563	-
BELARUS	36,816	0	-100	26,000	0	-100
KAZAKHSTAN	25,000	0	-100	28,000	0	-100
UKRAINE	391,872	219,999	-43.86	297,122	182,796	-38.48
LITHUANIA	23,955	32,950	37.55	26,754	14,500	-45.8

TABEL 5. PERKEMBANGAN EKSPOR INDONESIA MENURUT KOMODITI DAN NEGARA TUJUAN

JENIS BARANG	BERAT BERSIH (KG)		PERUB %	NILAI FOB (US \$)		PERUB %
	JAN-MAR 2008	JAN-MAR 2009		JAN-MAR 2008	JAN-MAR 2009	
(1)	(2)	(3)	(4)	(5)	(6)	(7)
LATVIA	0	52,000	-	0	10,000	-
GEORGIA	68,400	0	-100	54,000	0	-100
CROATIA	21,455	0	-100	22,934	0	-100
SLOVENIA	56,117	0	-100	34,020	0	-100
CZECH REPUBLIC	0	24,475	-	0	24,965	-
RUSSIA FEDERATION	911,525	483,347	-46.97	753,590	275,670	-63.42
-MINUMAN OLAHAN	20,188,775	24,033,345	19.04	15,088,529	14,521,428	-3.76
JAPAN	7,311,173	5,148,422	-29.58	3,349,455	2,794,596	-16.57
HONG KONG	773,193	1,356,736	75.47	752,233	1,363,193	81.22
KOREA, REPUBLIC OF	19,550	20,225	3.45	22,484	41,389	84.08
TAIWAN	382,231	430,565	12.65	300,409	373,785	24.43
CHINA	53,672	6,057	-88.71	43,251	27,922	-35.44
PAPUA NEW GUINEA	123,182	151,153	22.71	1,189,835	64,417	-94.59
THAILAND	646,250	426,694	-33.97	437,356	271,607	-37.9
SINGAPORE	5,675,755	4,841,573	-14.7	2,521,389	2,286,862	-9.3
PHILIPPINES	388,497	1,134,398	192	263,976	737,807	179.5
MALAYSIA	1,256,544	1,206,880	-3.95	3,152,137	1,064,314	-66.24
CAMBODIA	87,192	63,654	-27	140,095	46,858	-66.55
BRUNEI DARUSSALAM	447,849	481,941	7.61	366,345	288,015	-21.38
VIET NAM	228,569	968,137	323.56	685,268	1,259,969	83.87
MALDIVES	55,395	46,846	-15.43	49,375	40,966	-17.03
INDIA	0	20,092	-	0	15,321	-
PAKISTAN	0	24,098	-	0	8,577	-
SRI LANKA	18,800	0	-100	16,559	0	-100
SAUDI ARABIA	103,811	31,771	-69.4	22,396	16,927	-24.42
JORDAN	10,962	2,432	-77.81	29,135	6,080	-79.13
YEMEN	14,780	0	-100	3,695	0	-100
OMAN	91,378	0	-100	59,813	0	-100
UNITED ARAB EMIRATES	185,430	3,017,624	1527.37	395,075	2,260,180	472.09
QATAR	7,793	0	-100	129,663	0	-100
EGYPT	54,827	12,855	-76.55	21,164	7,110	-66.41
LIBYAN ARAB JAMAHIRIYA	14,275	0	-100	47,301	0	-100
KENYA	0	14,243	-	0	4,550	-
TOGO	35,864	0	-100	27,000	0	-100
SIERRA LEONE	17,664	0	-100	13,800	0	-100
BENIN	10,645	17,675	66.04	7,875	14,145	79.62
GAMBIA	0	808	-	0	1,802	-
UGANDA	68	0	-100	215	0	-100
SOUTH AFRICA	35,866	0	-100	27,004	0	-100
MAURITIUS	0	21,536	-	0	20,969	-
AUSTRALIA	343,766	295,244	-14.11	420,910	109,171	-74.06
NEW ZEALAND	2,468	1,289	-47.77	7,071	6,012	-14.98
GUAM	9,568	0	-100	10,800	0	-100
NORTHERN MARIANA ISLANDS	0	961	-	0	2,488	-
VANUATU	59,025	247	-99.58	10,131	370	-96.35
AMERICAN SAMOA	17,299	33,527	93.81	10,651	20,054	88.28
FIJI	0	6,282	-	0	2,814	-
SAMOA	3,041	0	-100	4,235	0	-100
SOLOMON ISLANDS	101,372	104,906	3.49	21,082	50,580	139.92
TONGA	57,854	0	-100	39,834	0	-100
EAST TIMOR	1,329,325	4,010,379	201.69	232,784	1,067,330	358.51
UNITED STATES	27,934	27,844	-0.32	12,411	13,253	6.78
CANADA	5	506	10020	5	600	11900
NETHERLANDS	121,130	98,979	-18.29	232,453	221,728	-4.61
GERMANY, FED. REP. OF	221	21	-90.5	1,543	90	-94.17
SWEDEN	579	0	-100	92	0	-100
IRELAND	135	20	-85.19	65	20	-69.23
PORTUGAL	63,838	0	-100	10,159	0	-100
MONTSERRAT	0	6,725	-	0	9,557	-
-ROKOK DAN TEMBAKAU OLAH	19,312,499	18,245,380	-5.53	93,860,986	111,085,658	18.35
JAPAN	52,469	31,543	-39.88	590,075	350,236	-40.65
HONG KONG	3,571	13,383	274.77	18,456	78,959	327.82
KOREA, REPUBLIC OF	111	2,238	1916.22	549	12,748	2222.04
TAIWAN	3,424	7,190	109.99	23,881	54,392	127.76
CHINA	3,000	0	-100	12,000	0	-100
MACAU	28,200	46	-99.84	121,258	604	-99.5
THAILAND	1,974,310	1,545,464	-21.72	8,086,795	7,761,216	-4.03
SINGAPORE	2,354,124	1,866,202	-20.73	21,538,035	18,000,855	-16.42
PHILIPPINES	157,526	293,758	86.48	1,126,791	1,971,655	74.98
MALAYSIA	2,238,542	2,424,973	8.33	16,639,427	19,945,621	19.87
CAMBODIA	6,443,508	6,824,738	5.92	25,909,337	33,603,010	29.69
BRUNEI DARUSSALAM	26,697	7,436	-72.15	284,456	57,014	-79.96
VIET NAM	408,891	699,291	71.02	2,017,686	6,432,339	218.8
INDIA	2,730	8,461	209.93	2,730	81,619	2889.71
PAKISTAN	664	0	-100	2,792	0	-100
SRI LANKA	10	0	-100	209	0	-100

TABEL 5. PERKEMBANGAN EKSPOR INDONESIA MENURUT KOMODITI DAN NEGARA TUJUAN

JENIS BARANG	BERAT BERSIH (KG)		PERUB %	NILAI FOB (US \$)		PERUB %
	JAN-MAR 2008	JAN-MAR 2009		JAN-MAR 2008	JAN-MAR 2009	
(1)	(2)	(3)	(4)	(5)	(6)	(7)
SAUDI ARABIA	36,362	90,345	148.46	427,082	1,296,800	203.64
JORDAN	0	72,700	-	0	306,876	-
LEBANON	0	38,304	-	0	151,200	-
TURKEY	434,916	77,832	-82.1	1,767,900	355,122	-79.91
UNITED ARAB EMIRATES	253,078	52,380	-79.3	963,463	273,243	-71.64
QATAR	1,175	1,194	1.62	11,069	10,320	-6.77
BAHRAIN	0	820	-	0	9,421	-
CYPRUS	2,051	0	-100	35,020	0	-100
EGYPT	160,000	232,529	45.33	240,000	499,864	108.28
TUNISIA	19,805	0	-100	41,789	0	-100
KENYA	0	19,799	-	0	117,426	-
NIGERIA	11	99,000	899900	60	569,250	948650
SENEGAL	0	60,023	-	0	93,036	-
SOUTH AFRICA	325	305,114	93781.23	3,825	1,556,604	40595.53
MAURITIUS	0	735	-	0	10,800	-
AUSTRALIA	621	309,623	49758.78	11,371	879,526	7634.82
VANUATU	0	779	-	0	6,080	-
EAST TIMOR	38,799	91,728	136.42	559,537	1,127,009	101.42
UNITED STATES	1,384,609	1,101,695	-20.43	3,454,629	4,094,993	18.54
CANADA	635	1,144	80.16	11,390	21,096	85.22
MEXICO	89	0	-100	487	0	-100
ARGENTINA	0	617	-	0	6,008	-
BRAZIL	29,134	163,059	459.69	194,917	918,784	371.37
COLOMBIA	960	0	-100	14,573	0	-100
BOLIVIA	0	5,178	-	0	59,750	-
PARAGUAY	152,259	50,627	-66.75	725,221	730,094	0.67
PERU	746	0	-100	5,850	0	-100
PUERTO RICO	0	72,000	-	0	184,763	-
DOMINICAN REPUBLIC	0	102	-	0	666	-
NORFOLK ISLANDS	118,800	0	-100	5,940	0	-100
UNITED KINGDOM	109	56,098	51366.06	2,386	314,896	13097.65
NETHERLANDS	117,583	123,785	5.27	1,039,175	935,854	-9.94
FRANCE	220,800	118,879	-46.16	69,900	583,017	734.07
GERMANY, FED. REP. OF	121,979	238,050	95.16	724,624	1,387,365	91.46
AUSTRIA	2,612	770	-70.52	25,090	12,480	-50.26
BELGIUM	1,116,769	514,366	-53.94	4,034,877	3,687,410	-8.61
SWITZERLAND	24,553	446	-98.18	36,800	7,094	-80.72
DENMARK	230,756	110,942	-51.92	1,100,501	804,581	-26.89
NORWAY	59	0	-100	2,267	0	-100
SWEDEN	30,095	0	-100	131,857	0	-100
ITALY	405,935	39,837	-90.19	1,154,921	87,323	-92.44
SPAIN	30,054	10,492	-65.09	150,561	153,534	1.97
HUNGARY	462	495	7.14	7,617	8,256	8.39
POLAND	20,000	59,898	199.49	16,000	350,930	2093.31
ROMANIA	286	40,149	13938.11	4,680	225,282	4713.72
BELARUS	0	40,002	-	0	34,802	-
UKRAINE	53,552	35,340	-34.01	58,371	117,217	100.81
CZECH REPUBLIC	1,258	1,518	20.67	11,358	9,349	-17.69
RUSSIA FEDERATION	603,485	282,263	-53.23	441,401	737,269	67.03
-DAGING TERNAK	956,629	878,890	-8.13	3,838,921	3,595,942	-6.33
JAPAN	31,653	387	-98.78	74,384	17,374	-76.64
HONG KONG	59,009	83,772	41.96	217,123	72,775	-66.48
KOREA, REPUBLIC OF	10,808	7,591	-29.76	59,305	31,350	-47.14
TAIWAN	1,000	0	-100	2,000	0	-100
CHINA	0	22,038	-	0	11,019	-
SINGAPORE	13,570	0	-100	24,934	0	-100
MALAYSIA	25,966	11,953	-53.97	15,784	11,302	-28.4
AUSTRALIA	10	0	-100	14	0	-100
UNITED KINGDOM	0	2,521	-	0	17,042	-
NETHERLANDS	155,778	17,250	-88.93	668,770	70,225	-89.5
FRANCE	131,513	105,972	-19.42	546,445	511,564	-6.38
BELGIUM	483,474	621,740	28.6	2,044,609	2,822,267	38.03
SWITZERLAND	23,688	5,666	-76.08	102,081	31,024	-69.61
SPAIN	20,160	0	-100	83,472	0	-100
-DAGING UNGGAS	26,000	14	-99.95	29,900	1,200	-95.99
VIET NAM	26,000	0	-100	29,900	0	-100
UNITED STATES	0	14	-	0	1,200	-
-IKAN OLAHAN	41,820,347	42,121,309	0.72	162,664,825	172,518,817	6.06
JAPAN	6,907,699	7,370,620	6.7	26,668,155	32,662,769	22.48
HONG KONG	447,664	309,106	-30.95	2,695,045	2,462,904	-8.61
KOREA, REPUBLIC OF	1,465,614	2,445,811	66.88	2,688,468	3,677,921	36.8
TAIWAN	858,296	409,137	-52.33	1,247,322	589,862	-52.71
CHINA	240,355	115,212	-52.07	158,210	457,374	189.09
THAILAND	1,316,068	2,208,255	67.79	1,052,654	2,416,583	129.57
SINGAPORE	1,957,879	1,956,953	-0.05	3,224,087	3,735,433	15.86

TABEL 5. PERKEMBANGAN EKSPOR INDONESIA MENURUT KOMODITI DAN NEGARA TUJUAN

JENIS BARANG	BERAT BERSIH (KG)		PERUB	NILAI FOB (US \$)		PERUB
	JAN-MAR 2008	JAN-MAR 2009	%	JAN-MAR 2008	JAN-MAR 2009	%
(1)	(2)	(3)	(4)	(5)	(6)	(7)
PHILIPPINES	45,968	44,428	-3.35	60,365	40,489	-32.93
MALAYSIA	1,283,364	1,151,570	-10.27	2,792,409	2,037,669	-27.03
CAMBODIA	15,904	0	-100	4,776	0	-100
VIET NAM	357,168	134,601	-62.31	1,085,554	182,824	-83.16
MALDIVES	2,189	0	-100	4,570	0	-100
SRI LANKA	1,142,106	976,158	-14.53	948,477	1,025,350	8.1
SAUDI ARABIA	990,559	812,109	-18.02	3,894,276	3,361,154	-13.69
ISRAEL	71,035	61,680	-13.17	137,065	219,653	60.25
KUWAIT	100	44,012	43912	1,330	109,330	8120.3
JORDAN	486,096	620,158	27.58	1,577,186	1,894,720	20.13
LEBANON	4,340	1,905	-56.11	11,382	5,190	-54.4
YEMEN	89,310	166,055	85.93	244,924	470,905	92.27
OMAN	50,000	0	-100	48,000	0	-100
SYRIA ARAB REPUBLIC	0	57,000	-	0	139,770	-
TURKEY	6,808	0	-100	42,408	0	-100
UNITED ARAB EMIRATES	61,194	28,749	-53.02	171,805	246,119	43.25
CYPRUS	7,222	0	-100	19,941	0	-100
EGYPT	0	62,741	-	0	286,359	-
LIBYAN ARAB JAMAHIRIYA	649,476	649,098	-0.06	2,018,380	2,413,202	19.56
MOROCCO	14,921	81,541	446.48	23,779	121,927	412.75
TUNISIA	59,783	0	-100	184,132	0	-100
ALGERIA	52,000	26,000	-50	158,150	54,000	-65.86
SUDAN	19,000	0	-100	39,786	0	-100
NAMIBIA	79,827	0	-100	83,723	0	-100
TANZANIA, UNITED REPUBLIC O	17,850	68,944	286.24	17,500	80,920	362.4
MADAGASCAR	15,500	0	-100	24,900	0	-100
REUNION	38,826	15,510	-60.05	214,570	82,242	-61.67
MOZAMBIQUE	0	31,000	-	0	39,000	-
EQUATORIAL GUINEA	77,500	93,000	20	124,500	159,800	28.35
TOGO	63,430	121,560	91.64	96,580	249,620	158.46
GHANA	309,431	553,413	78.85	379,009	791,586	108.86
LIBERIA	18,000	64,500	258.33	43,200	104,080	140.93
ANGOLA	86,579	314,647	263.42	117,970	335,338	184.26
CONGO	49,000	82,500	68.37	92,400	180,160	94.98
CAMEROON	111,000	268,492	141.88	180,920	446,750	146.93
NIGERIA	52,500	131,500	150.48	84,000	282,560	236.38
SIERRA LEONE	77,500	0	-100	114,400	0	-100
GABON	50,410	15,500	-69.25	52,180	26,000	-50.17
COTE D'IVOIRE	108,500	30,898	-71.52	181,500	49,948	-72.48
MAURITANIA	18,000	0	-100	40,320	0	-100
BENIN	201,500	18,000	-91.07	203,960	45,360	-77.76
SOUTH AFRICA	91,093	178,676	96.15	162,100	540,500	233.44
ZIMBABWE	31,000	0	-100	49,200	0	-100
MALAWI	0	30,999	-	0	41,000	-
COMOROS	18,000	18,000	0	43,200	46,080	6.67
MAURITIUS	43,850	16,162	-63.14	57,658	33,918	-41.17
AUSTRALIA	524,452	413,634	-21.13	2,034,275	2,074,087	1.96
NEW ZEALAND	23,796	6,105	-74.34	95,683	24,132	-74.78
SAMOA	36,312	36,720	1.12	35,600	39,600	11.24
EAST TIMOR	135,304	315,599	133.25	155,540	402,933	159.05
UNITED STATES	14,323,797	13,333,776	-6.91	84,015,268	81,919,693	-2.49
CANADA	439,352	257,279	-41.44	1,770,663	1,198,784	-32.3
MEXICO	119,980	83,677	-30.26	206,924	150,528	-27.25
PUERTO RICO	148,816	163,962	10.18	637,971	1,061,248	66.35
DOMINICAN REPUBLIC	39,879	24,900	-37.56	51,216	29,210	-42.97
MARTINIQUE	0	31,079	-	0	106,099	-
NETHERLANDS ANTILLES	7,982	22,880	186.64	33,183	139,620	320.76
UNITED KINGDOM	583,783	398,824	-31.68	2,828,215	2,508,200	-11.32
NETHERLANDS	1,273,106	1,479,694	16.23	5,292,018	7,992,427	51.03
FRANCE	410,239	350,114	-14.66	902,969	1,128,377	24.96
GERMANY, FED. REP. OF	1,567,222	1,743,796	11.27	3,921,386	4,915,177	25.34
BELGIUM	838,748	833,980	-0.57	4,076,928	4,397,361	7.86
DENMARK	18,045	14,731	-18.37	9,023	31,837	252.84
SWEDEN	16,368	17,006	3.9	52,475	141,141	168.97
IRELAND	52,706	0	-100	838,099	0	-100
ITALY	132,649	126,820	-4.39	227,626	461,084	102.56
SPAIN	71,060	13,763	-80.63	287,751	75,750	-73.68
PORTUGAL	24,622	0	-100	9,410	0	-100
GREECE	14,208	8,880	-37.5	75,520	51,000	-32.47
DEMOCRATIC REPUBLIC OF THE	279,879	428,684	53.17	356,276	616,143	72.94
POLAND	37,922	0	-100	100,129	0	-100
BULGARIA	148,077	73,472	-50.38	399,541	255,655	-36.01
ALBANIA	0	15,345	-	0	42,656	-
UKRAINE	24,029	0	-100	38,216	0	-100
LITHUANIA	0	8,000	-	0	112,550	-
CROATIA	32,736	47,952	46.48	75,396	184,500	144.71
SLOVENIA	49,104	41,368	-15.75	120,150	82,050	-31.71
CZECH REPUBLIC	0	13,871	-	0	87,250	-

TABEL 5. PERKEMBANGAN EKSPOR INDONESIA MENURUT KOMODITI DAN NEGARA TUJUAN

JENIS BARANG	BERAT BERSIH (KG)		PERUB	NILAI FOB (US \$)		PERUB
	JAN-MAR 2008	JAN-MAR 2009	%	JAN-MAR 2008	JAN-MAR 2009	%
(1)	(2)	(3)	(4)	(5)	(6)	(7)
RUSSIA FEDERATION	284,760	29,198	-89.75	450,948	143,356	-68.21
-BERAS GILING	89,918	100,973	12.29	80,027	69,180	-13.55
JAPAN	348	0	-100	357	0	-100
HONG KONG	107	166	55.14	209	245	17.22
KOREA, REPUBLIC OF	0	25	-	0	30	-
TAIWAN	43,200	46,200	6.94	37,368	33,264	-10.98
CHINA	0	16	-	0	1	-
SINGAPORE	25,000	44,000	76	30,581	31,874	4.23
MALAYSIA	20,533	9,163	-55.37	10,798	2,798	-74.09
SAUDI ARABIA	730	1,278	75.07	714	810	13.45
ITALY	0	125	-	0	158	-
-KOPI OLAHAN	39,811	20,122	-49.46	122,612	58,915	-51.95
JAPAN	1	38	3700	2	866	43200
SINGAPORE	0	18,000	-	0	54,900	-
MALAYSIA	15,000	2,084	-86.11	43,635	3,149	-92.78
LEBANON	8,310	0	-100	22,050	0	-100
BELGIUM	16,500	0	-100	56,925	0	-100
-TEH OLAHAN	3,002,310	2,083,250	-30.61	7,073,093	5,468,680	-22.68
JAPAN	50,467	30,506	-39.55	104,294	84,563	-18.92
HONG KONG	489	945	93.25	2,309	1,877	-18.71
KOREA, REPUBLIC OF	3,687	263	-92.87	9,705	857	-91.17
TAIWAN	209,064	158,203	-24.33	311,452	357,269	14.71
CHINA	48,000	35,900	-25.21	49,466	30,925	-37.48
MONGOLIA	5,160	6,068	17.6	26,961	31,653	17.4
THAILAND	49,198	18,343	-62.72	187,705	20,081	-89.3
SINGAPORE	89,708	148,109	65.1	354,442	417,315	17.74
PHILIPPINES	88,053	10,450	-88.13	376,250	67,927	-81.95
MALAYSIA	525,003	313,789	-40.23	1,345,459	854,818	-36.47
CAMBODIA	1,469	479	-67.39	7,026	2,548	-63.73
BRUNEI DARUSSALAM	2,982	0	-100	1,795	0	-100
VIET NAM	65,815	62,302	-5.34	271,381	295,312	8.82
INDIA	68,000	23,514	-65.42	69,000	30,207	-56.22
PAKISTAN	203,240	263,334	29.57	355,571	534,922	50.44
SRI LANKA	73,768	0	-100	123,858	0	-100
AFGHANISTAN	89,159	12,839	-85.6	122,671	17,910	-85.4
IRAN (ISLAMIC REPUBLIC OF)	44,920	67,100	49.38	77,237	87,346	13.09
SAUDI ARABIA	32,422	5,777	-82.18	87,519	35,370	-59.59
TURKEY	0	10,000	-	0	12,500	-
UNITED ARAB EMIRATES	70,000	27,177	-61.18	75,900	37,128	-51.08
EGYPT	60,660	20,000	-67.03	100,724	23,600	-76.57
KENYA	1	0	-100	2	0	-100
AUSTRALIA	436,175	388,168	-11.01	1,688,305	1,490,769	-11.7
NEW ZEALAND	105,090	109,580	4.27	334,411	354,128	5.9
EAST TIMOR	9,274	5,352	-42.29	15,890	9,486	-40.3
UNITED STATES	227,476	11,348	-95.01	219,555	37,065	-83.12
CANADA	43,200	217	-99.5	44,456	724	-98.37
SURINAME	423	3,043	619.39	1,656	15,946	862.92
CHILE	0	10,000	-	0	13,500	-
BRAZIL	536	815	52.05	7,203	32,330	348.84
UNITED KINGDOM	81,677	112,077	37.22	121,933	229,428	88.16
NETHERLANDS	33,118	0	-100	32,627	0	-100
GERMANY, FED. REP. OF	87,749	127,212	44.97	96,275	137,279	42.59
SWITZERLAND	0	11,340	-	0	32,797	-
POLAND	37,847	42,000	10.97	245,883	80,460	-67.28
KYRGYZSTAN	24,480	0	-100	34,272	0	-100
RUSSIA FEDERATION	134,000	47,000	-64.93	169,900	90,640	-46.65
-GULA PASIR	140,375	193,865	38.11	207,096	127,776	-38.3
JAPAN	31,746	0	-100	41,228	0	-100
HONG KONG	3,287	5,955	81.17	5,744	9,982	73.78
KOREA, REPUBLIC OF	0	125	-	0	410	-
TAIWAN	16	246	1437.5	46	275	497.83
SINGAPORE	833	27,352	3183.55	1,283	13,149	924.86
MALAYSIA	14,387	99,529	591.8	8,400	15,600	85.71
JORDAN	1,427	0	-100	3,012	0	-100
AUSTRALIA	10,389	2,911	-71.98	78,046	6,426	-91.77
UNITED STATES	4,790	7,152	49.31	12,788	31,186	143.87
CANADA	73,500	50,595	-31.16	56,549	50,748	-10.26
-GULA LAINNYA	2,333,445	3,395,755	45.53	1,552,917	2,295,056	47.79
JAPAN	1,922	2,022	5.2	2,791	2,576	-7.7
HONG KONG	32,284	878	-97.28	29,476	2,244	-92.39
KOREA, REPUBLIC OF	1	96,980	9697900	4	118,224	2955500
CHINA	111,000	0	-100	61,658	0	-100
PAPUA NEW GUINEA	0	4,727	-	0	2,805	-

TABEL 5. PERKEMBANGAN EKSPOR INDONESIA MENURUT KOMODITI DAN NEGARA TUJUAN

JENIS BARANG	BERAT BERSIH (KG)		PERUB	NILAI FOB (US \$)		PERUB
	JAN-MAR 2008	JAN-MAR 2009	%	JAN-MAR 2008	JAN-MAR 2009	%
(1)	(2)	(3)	(4)	(5)	(6)	(7)
THAILAND	317,490	28,000	-91.18	173,239	29,099	-83.2
SINGAPORE	232,693	241,129	3.63	195,144	238,652	22.3
PHILIPPINES	7	7	0	656	656	0
MALAYSIA	72,141	77,995	8.11	69,042	85,756	24.21
BRUNEI DARUSSALAM	4,091	0	-100	11,025	0	-100
VIET NAM	418,461	1,047,428	150.3	222,833	512,849	130.15
MALDIVES	12,996	0	-100	4,741	0	-100
INDIA	1,808	0	-100	5,875	0	-100
PAKISTAN	2,150	0	-100	4,051	0	-100
BANGLADESH	0	40,600	-	0	18,035	-
SAUDI ARABIA	0	5,967	-	0	4,780	-
ISRAEL	0	76,442	-	0	46,049	-
JORDAN	0	203	-	0	1,727	-
SYRIA ARAB REPUBLIC	49,517	0	-100	28,080	0	-100
TURKEY	36,000	0	-100	19,281	0	-100
BENIN	0	1,958	-	0	675	-
SOUTH AFRICA	14,970	12,750	-14.83	8,485	6,337	-25.32
AUSTRALIA	94,558	33,191	-64.9	66,563	26,662	-59.94
NEW ZEALAND	80,998	118,623	46.45	57,820	72,172	24.82
AMERICAN SAMOA	2,018	0	-100	2,716	0	-100
COOK ISLANDS	0	3,435	-	0	4,598	-
TONGA	1,114	0	-100	1,099	0	-100
EAST TIMOR	0	3,063	-	0	4,772	-
UNITED STATES	356,400	908,466	154.9	317,805	668,566	110.37
CANADA	24,566	49,400	101.09	12,407	23,712	91.12
GUATEMALA	0	48,000	-	0	21,292	-
SURINAME	204	0	-100	800	0	-100
UNITED KINGDOM	12,750	12,750	0	7,178	8,127	13.22
NETHERLANDS	8,465	325,495	3745.19	12,320	230,672	1772.34
NORWAY	185,000	178,500	-3.51	104,325	110,329	5.76
FINLAND	0	207	-	0	1,840	-
SPAIN	259,841	16,489	-93.65	133,503	8,700	-93.48
PORTUGAL	0	61,050	-	0	43,150	-
-MAKANAN OLAHAN LAINNYA	75,039,283	80,852,461	7.75	147,546,002	169,724,568	15.03
JAPAN	2,479,191	1,001,221	-59.62	4,984,205	4,526,298	-9.19
HONG KONG	1,922,324	2,118,526	10.21	10,602,493	12,855,913	21.25
KOREA, DEMOCRATIC PEOPLE'S	0	12,042	-	0	12,711	-
KOREA, REPUBLIC OF	1,770,956	1,313,628	-25.82	2,515,557	2,454,343	-2.43
TAIWAN	3,774,503	4,034,223	6.88	5,816,453	5,768,541	-0.82
CHINA	901,786	989,133	9.69	2,094,614	2,103,765	0.44
MACAU	6,218	15,258	145.38	290,632	30,600	-89.47
PAPUA NEW GUINEA	388,440	837,636	115.64	662,503	2,313,899	249.27
THAILAND	3,172,561	3,332,653	5.05	5,972,867	6,599,334	10.49
SINGAPORE	3,819,220	3,477,041	-8.96	23,350,030	28,519,598	22.14
PHILIPPINES	6,693,151	10,257,194	53.25	12,443,069	16,678,446	34.04
MALAYSIA	16,067,722	15,713,080	-2.21	21,592,384	19,488,416	-9.74
MYANMAR (FORM. BURMA)	68,596	56,882	-17.08	92,614	155,565	67.97
CAMBODIA	17,987	23,552	30.94	30,040	187,417	523.89
BRUNEI DARUSSALAM	780,674	707,209	-9.41	1,237,675	1,147,944	-7.25
LAO PEOPLE'S DEMOCRATIC RE	3,300	6,000	81.82	9,170	17,025	85.66
NEPAL	19,449	0	-100	27,647	0	-100
VIET NAM	3,089,088	2,432,731	-21.25	6,463,683	5,957,144	-7.84
MALDIVES	359,309	234,103	-34.85	564,079	458,749	-18.67
INDIA	513,971	361,982	-29.57	756,885	601,093	-20.58
PAKISTAN	257,514	338,033	31.27	696,673	690,479	40.74
BANGLADESH	162,909	80,892	-50.35	256,356	183,351	-28.48
SRI LANKA	73,902	20,656	-72.05	120,939	26,837	-77.81
AFGHANISTAN	34,560	25,461	-26.33	60,000	104,135	73.56
IRAN (ISLAMIC REPUBLIC OF)	5,081	20,475	302.97	15,445	65,198	322.13
SAUDI ARABIA	3,084,923	4,042,137	31.03	5,769,278	11,294,424	95.77
ISRAEL	132,133	293,309	121.98	224,487	394,654	75.8
KUWAIT	135,310	150,097	10.93	303,085	309,190	2.01
JORDAN	744,385	563,318	-24.32	1,335,390	1,165,682	-12.71
LEBANON	58,690	162,060	176.13	126,324	363,999	188.15
YEMEN	48,485	191,360	294.68	56,628	308,778	445.27
OMAN	21,688	49,195	126.83	38,780	104,436	169.3
SYRIA ARAB REPUBLIC	0	36,000	-	0	6,660	-
TURKEY	120,134	20,982	-82.53	113,064	17,999	-84.08
UNITED ARAB EMIRATES	1,385,125	1,838,107	32.7	2,614,998	3,480,745	33.11
QATAR	43,914	88,640	101.85	90,711	156,135	72.12
BAHRAIN	117,614	104,838	-10.86	167,847	209,512	24.82
CYPRUS	7,874	17,848	126.67	11,427	26,982	136.12
EGYPT	141,521	137,373	-2.93	211,687	317,941	50.19
LIBYAN ARAB JAMAHIRIYA	58,188	49	-99.92	147,543	60	-99.96
MOROCCO	10,182	44,893	340.91	16,930	47,274	179.23
ALGERIA	28,750	4,712	-83.61	48,831	13,974	-71.38
SUDAN	123	0	-100	330	0	-100

TABEL 5. PERKEMBANGAN EKSPOR INDONESIA MENURUT KOMODITI DAN NEGARA TUJUAN

JENIS BARANG	BERAT BERSIH (KG)		PERUB	NILAI FOB (US \$)		PERUB
	JAN-MAR 2008	JAN-MAR 2009	%	JAN-MAR 2008	JAN-MAR 2009	%
	(1)	(2)	(3)	(4)	(5)	(6)
ERITREA	0	9,543	-	0	39,720	-
NAMIBIA	19,756	5,769	-70.8	28,855	4,808	-83.34
TANZANIA, UNITED REPUBLIC O	32,882	0	-100	13,457	0	-100
MADAGASCAR	93,422	16,477	-82.36	102,021	34,137	-66.54
KENYA	76,662	145,634	89.97	143,995	283,022	96.55
REUNION	3,491	0	-100	8,300	0	-100
TOGO	5,520	11,478	107.93	6,900	72,405	949.35
GHANA	84,410	173,365	105.38	136,655	311,922	128.26
GUINEA	26,387	42,596	61.43	76,934	104,088	35.3
ANGOLA	128,519	94,235	-26.68	123,669	222,358	79.8
CAMEROON	34,919	15,300	-56.18	44,786	31,620	-29.4
NIGERIA	1,537,296	2,505,271	62.97	2,909,351	4,780,557	64.32
SIERRA LEONE	6,202	0	-100	19,420	0	-100
GABON	0	20,982	-	0	17,651	-
SENEGAL	0	14,360	-	0	176,052	-
MAURITANIA	0	7,700	-	0	23,954	-
MALI	16,236	391	-97.59	194,832	775	-99.6
BENIN	181,228	29,732	-83.59	426,572	48,563	-88.62
GAMBIA	0	1,715	-	0	3,826	-
SEYCHELLES	17,637	18,374	4.18	34,946	36,312	3.91
UGANDA	1,578	2,737	73.45	5,256	7,647	45.49
SOUTH AFRICA	441,242	224,893	-49.03	646,184	415,908	-35.64
ZIMBABWE	4,637	0	-100	4,284	0	-100
MAURITIUS	122,798	167,729	36.59	177,308	318,397	79.57
ZAIRE	101	0	-100	353	0	-100
AUSTRALIA	3,132,503	3,704,816	18.27	5,553,242	6,290,284	13.27
NEW ZEALAND	569,848	808,275	41.84	947,523	1,477,987	55.98
MICRONESIA, FEDERATED STAT	4,658	14,946	220.87	3,564	33,894	851.01
GUAM	4,140	3,680	-11.11	44,078	39,631	-10.09
NAURU	0	5,674	-	0	9,568	-
NEW CALEDONIA	27,543	42,302	53.59	62,944	87,299	38.69
NORTHERN MARIANA ISLANDS	0	4,454	-	0	11,496	-
VANUATU	25,320	15,628	-38.28	45,735	21,714	-52.52
AMERICAN SAMOA	14,381	40,723	183.17	29,971	53,264	77.72
COOK ISLANDS	7,948	11,420	43.68	8,957	15,535	73.44
FIJI	173,461	109,138	-37.08	306,368	205,289	-32.99
KIRIBATI	8,022	11,741	46.36	18,433	25,773	39.82
MARSHALL ISLANDS	0	7,035	-	0	13,754	-
SAMOA	84,783	24,418	-71.2	132,875	47,768	-64.05
SOLOMON ISLANDS	136,083	114,088	-16.16	224,697	208,998	-6.99
TONGA	143,016	127,707	-10.7	161,675	154,649	-4.35
TUVALU	6,751	9,450	39.98	16,358	18,047	10.33
EAST TIMOR	1,461,804	3,195,232	118.58	1,595,505	3,790,362	137.57
UNITED STATES	5,798,361	5,766,790	-0.54	10,065,455	9,739,297	-3.24
CANADA	402,403	458,135	13.85	703,802	649,124	-7.77
MEXICO	333,015	187,705	-43.63	777,154	361,120	-53.53
GUATEMALA	19,474	0	-100	21,876	0	-100
PANAMA	13,317	6,750	-49.31	21,583	12,500	-42.08
CUBA	0	3,718	-	0	5,473	-
SURINAME	36,255	23,027	-36.49	63,390	31,876	-49.71
CHILE	4,230	3,703	-12.46	11,620	11,169	-3.88
VENEZUELA	21,838	51,000	133.54	17,650	33,150	87.82
ARGENTINA	0	4,337	-	0	3,105	-
BRAZIL	159,999	231,055	44.41	100,420	100,590	0.17
COLOMBIA	25,302	0	-100	36,258	0	-100
URUGUAY	9,802	5,500	-43.89	26,821	9,736	-63.7
GUYANA	0	3,380	-	0	4,781	-
TRINIDAD AND TOBAGO	10,796	0	-100	15,862	0	-100
PUERTO RICO	137,573	300,965	118.77	163,741	400,361	144.51
DOMINICAN REPUBLIC	89,403	124,000	38.7	45,960	26,740	-41.82
COSTA RICA	20,000	0	-100	20,000	0	-100
HAITI	0	13,679	-	0	17,480	-
DOMINICA	0	34,000	-	0	10,000	-
FRENCH POLYNESIA	0	14,313	-	0	48,619	-
NETHERLANDS ANTILLES	0	132	-	0	1,076	-
UNITED KINGDOM	306,423	399,486	30.37	722,235	1,163,252	61.06
NETHERLANDS	3,232,753	4,521,314	39.86	3,259,789	4,853,873	48.9
FRANCE	162,526	10,461	-93.56	132,829	23,544	-82.27
GERMANY, FED. REP. OF	355,864	280,589	-21.15	591,529	963,887	62.95
AUSTRIA	42,060	39,879	-5.19	208,095	201,299	-3.27
BELGIUM	105,751	89,869	-15.02	530,148	230,403	-56.54
SWITZERLAND	1,474	6,013	307.94	3,654	17,195	370.58
DENMARK	0	300	-	0	44,198	-
NORWAY	23,499	20,571	-12.46	36,384	49,151	35.09
SWEDEN	83,063	53,947	-35.05	87,733	51,704	-41.07
FINLAND	1,103,766	50	-100	1,690,289	4,800	-99.72
ITALY	68,525	46,262	-32.49	439,122	304,280	-30.71
SPAIN	608,651	764,279	25.57	612,171	642,377	4.93

TABEL 5. PERKEMBANGAN EKSPOR INDONESIA MENURUT KOMODITI DAN NEGARA TUJUAN

JENIS BARANG	BERAT BERSIH (KG)		PERUB	NILAI FOB (US \$)		PERUB
	JAN-MAR 2008	JAN-MAR 2009	%	JAN-MAR 2008	JAN-MAR 2009	%
(1)	(2)	(3)	(4)	(5)	(6)	(7)
PORTUGAL	221,829	21,034	-90.52	190,924	14,113	-92.61
MONTERRAT	0	3,130	-	0	4,455	-
GREECE	75,134	22	-99.97	152,545	141	-99.91
DEMOCRATIC REPUBLIC OF THE	52,086	0	-100	54,863	0	-100
HUNGARY	7,880	0	-100	21,855	0	-100
POLAND	3,000	54,400	1713.33	17,250	141,965	722.99
BULGARIA	21,536	18,690	-13.22	65,712	50,135	-23.7
BELARUS	10,080	0	-100	21,240	0	-100
KAZAKHSTAN	0	17,856	-	0	42,904	-
KYRGYZSTAN	0	3,744	-	0	8,996	-
UKRAINE	40,280	59,890	48.68	41,589	62,286	49.77
LITHUANIA	24,543	21,000	-14.44	22,996	63,000	173.96
LATVIA	32,786	0	-100	58,837	0	-100
ESTONIA	56,755	18,850	-66.79	89,204	7,540	-91.55
MALTA	36,437	90,996	149.74	62,463	165,875	165.56
SLOVAKIA	146	0	-100	817	0	-100
CZECH REPUBLIC	103,201	164,103	59.01	106,885	252,718	136.44
RUSSIA FEDERATION	20,832	0	-100	43,896	0	-100
SEMEN	1,184,600,568	521,275,913	-56	40,055,756	23,881,513	-40.38
JAPAN	4,719,121	0	-100	270,921	0	-100
HONG KONG	0	448,000	-	0	44,962	-
TAIWAN	4,942,000	4,506,320	-8.82	370,632	357,613	-3.51
THAILAND	0	10,902	-	0	1,000	-
SINGAPORE	11,781,923	137,599	-98.83	300,202	33,351	-88.89
PHILIPPINES	132,000	0	-100	12,174	0	-100
MALAYSIA	72,879,357	37,118,783	-49.07	2,318,850	1,342,013	-42.13
BRUNEI DARUSSALAM	51,139,403	0	-100	1,179,114	0	-100
VIET NAM	8,013,500	50,000	-99.38	236,398	4,412	-98.13
MALDIVES	19,800,000	0	-100	922,000	0	-100
INDIA	0	38,501,214	-	0	1,194,022	-
BANGLADESH	181,220,289	35,000,000	-80.69	4,742,570	1,085,000	-77.12
SRI LANKA	346,392,733	219,686,455	-36.58	13,750,056	11,144,071	-18.95
TANZANIA, UNITED REPUBLIC O	41,000,000	42,022,187	2.49	1,278,585	1,509,017	18.02
MADAGASCAR	0	26,462,682	-	0	1,248,321	-
REUNION	0	625	-	0	817	-
MOZAMBIQUE	58,867,180	0	-100	1,900,685	0	-100
EQUATORIAL GUINEA	0	21,000,000	-	0	1,239,000	-
TOGO	46,859,735	0	-100	1,461,321	0	-100
GHANA	206,709,995	0	-100	6,446,285	0	-100
SEYCHELLES	5,300,000	0	-100	267,900	0	-100
COMOROS	0	3,500,812	-	0	192,545	-
MAURITIUS	19,801,218	72,538,599	266.33	851,452	3,089,237	262.82
AUSTRALIA	77,408,304	0	-100	2,395,787	0	-100
NEW ZEALAND	37,807	500,000	1222.51	4,728	77,000	1528.6
VANUATU	1,060,500	0	-100	49,538	0	-100
AMERICAN SAMOA	1,590,000	0	-100	78,077	0	-100
KIRIBATI	112,000	0	-100	8,064	0	-100
SAMOA	2,600,000	0	-100	119,777	0	-100
SOLOMON ISLANDS	100,100	0	-100	9,214	0	-100
TONGA	700,000	0	-100	32,166	0	-100
EAST TIMOR	3,357,075	11,115,202	231.1	192,447	819,064	325.6
UNITED STATES	0	109	-	0	90	-
FRENCH POLYNESIA	13,326,000	8,674,000	-34.91	607,586	486,947	-19.86
FRANCE	328	816	148.78	327	1,611	392.66
GERMANY, FED. REP. OF	0	36	-	0	133	-
BELGIUM	0	70	-	0	5	-
SWEDEN	4,750,000	0	-100	248,900	0	-100
SPAIN	0	48	-	0	25	-
SLOVAKIA	0	1,093	-	0	11,215	-
RUSSIA FEDERATION	0	361	-	0	42	-
-DARI ROTAN	2,407,835	806,690	-66.5	5,688,099	2,870,135	-49.54
JAPAN	79,831	62,054	-22.27	408,424	339,440	-16.89
KOREA, REPUBLIC OF	200,006	64,423	-67.79	452,435	174,093	-61.52
TAIWAN	19,189	18,328	-4.49	47,543	50,708	6.66
CHINA	709	0	-100	1,060	0	-100
THAILAND	1,941	152	-92.17	4,699	234	-95.02
SINGAPORE	591	0	-100	2,881	0	-100
PHILIPPINES	0	88	-	0	130	-
MALAYSIA	791	4,316	445.64	767	4,880	536.25
BRUNEI DARUSSALAM	35	0	-100	71	0	-100
VIET NAM	3,850	0	-100	2,432	0	-100
MALDIVES	1,089	480	-55.92	10,355	4,713	-54.49
INDIA	9,433	336	-96.44	49,854	622	-98.75
IRAN (ISLAMIC REPUBLIC OF)	1,174	0	-100	612	0	-100
SAUDI ARABIA	0	6,700	-	0	31,114	-
KUWAIT	155	0	-100	4,978	0	-100

TABEL 5. PERKEMBANGAN EKSPOR INDONESIA MENURUT KOMODITI DAN NEGARA TUJUAN

JENIS BARANG	BERAT BERSIH (KG)		PERUB %	NILAI FOB (US \$)		PERUB %
	JAN-MAR 2008	JAN-MAR 2009		JAN-MAR 2008	JAN-MAR 2009	
(1)	(2)	(3)	(4)	(5)	(6)	(7)
JORDAN	1,299	1,710	31.64	1,004	1,541	53.49
LEBANON	0	603	-	0	1,269	-
OMAN	0	11	-	0	81	-
TURKEY	3,967	949	-76.08	7,170	1,264	-82.37
UNITED ARAB EMIRATES	3,044	30	-99.01	36,170	192	-99.47
EGYPT	8	0	-100	4	0	-100
ALGERIA	1,028	0	-100	626	0	-100
SUDAN	103	0	-100	300	0	-100
MADAGASCAR	36	0	-100	15	0	-100
REUNION	80	117	46.25	94	235	150
ANGOLA	0	857	-	0	944	-
SEYCHELLES	394	15,081	3727.66	582	28,215	4747.94
SOUTH AFRICA	678	523	-22.86	1,524	1,041	-31.69
VIRGIN ISLANDS (BRITISH)	0	92	-	0	356	-
AUSTRALIA	65,044	27,685	-57.44	124,597	58,926	-52.71
NEW ZEALAND	10,217	4,846	-52.57	25,146	15,242	-39.39
NEW CALEDONIA	369	144	-60.98	1,024	208	-79.69
VANUATU	0	30	-	0	119	-
FIJI	5,176	0	-100	20,285	0	-100
SOLOMON ISLANDS	17	0	-100	48	0	-100
UNITED STATES	289,522	108,234	-62.62	1,317,378	686,838	-47.86
CANADA	9,832	5,173	-47.39	28,184	24,992	-11.33
MEXICO	11,105	1,601	-85.58	10,507	14,443	37.46
GUATEMALA	0	184	-	0	396	-
VENEZUELA	0	4	-	0	18	-
ARGENTINA	0	43	-	0	53	-
BRAZIL	5,189	351	-93.24	23,211	1,136	-95.11
COLOMBIA	565	0	-100	601	0	-100
PUERTO RICO	920	293	-68.15	3,336	991	-70.29
DOMINICAN REPUBLIC	90	0	-100	100	0	-100
ANGUILLA	0	222	-	0	620	-
FRENCH POLYNESIA	699	1,572	124.89	1,013	2,308	127.84
MARTINIQUE	0	388	-	0	585	-
GUADELOUPE	0	298	-	0	255	-
UNITED KINGDOM	1,167,902	19,771	-98.31	1,781,141	100,524	-94.36
NETHERLANDS	272,219	295,325	8.49	676,812	866,613	28.04
FRANCE	43,284	30,105	-30.45	114,041	72,152	-36.73
GERMANY, FED. REP. OF	70,345	35,804	-49.1	116,304	115,111	-1.03
AUSTRIA	221	66	-70.14	267	114	-57.3
BELGIUM	15,609	39,148	150.8	35,674	116,498	226.56
SWITZERLAND	0	995	-	0	4,600	-
DENMARK	7,260	1,894	-73.91	25,702	8,041	-68.71
NORWAY	2,467	2,463	-0.16	9,779	4,097	-58.1
SWEDEN	6,802	4,974	-26.87	32,080	32,638	1.74
FINLAND	7,390	1,821	-75.36	112,607	4,301	-96.18
IRELAND	125	730	484	724	941	29.97
ITALY	41,917	5,674	-86.46	56,809	14,235	-74.94
SPAIN	19,158	10,787	-43.69	88,758	43,420	-51.08
PORTUGAL	667	1,039	55.77	2,741	275	-89.97
GREECE	6,711	8,259	23.07	18,566	9,052	-51.24
HUNGARY	976	3,303	238.42	3,475	3,280	-5.61
POLAND	2,172	1,137	-47.65	5,773	3,393	-41.23
ROMANIA	155	0	-100	621	0	-100
BULGARIA	1,232	519	-57.87	1,894	887	-53.17
YUGOSLAVIA	4,620	0	-100	4,956	0	-100
KAZAKHSTAN	1,056	1,397	32.29	3,206	5,102	59.14
LATVIA	42	0	-100	181	0	-100
CROATIA	23	7,635	33095.65	40	6,757	16792.5
SLOVENIA	125	606	384.8	338	2,445	623.37
CZECH REPUBLIC	7,118	5,320	-25.26	6,482	7,457	15.04
RUSSIA FEDERATION	63	0	-100	98	0	-100
-DARI BAHAN LAINNYA	4,087,531	2,710,977	-33.68	11,136,386	8,031,505	-27.88
JAPAN	446,566	218,423	-51.09	2,091,745	1,234,932	-40.96
HONG KONG	8,276	6,409	-22.56	11,361	10,302	-9.32
KOREA, REPUBLIC OF	136,432	22,360	-83.61	434,179	41,551	-90.43
TAIWAN	285,295	173,150	-39.31	104,551	89,088	-14.79
CHINA	104,248	15,107	-85.51	29,581	22,640	-23.46
PAPUA NEW GUINEA	23	0	-100	107	0	-100
THAILAND	7,633	4,092	-46.39	22,407	8,276	-63.07
SINGAPORE	13,279	9,532	-28.22	29,494	20,808	-29.45
PHILIPPINES	286	431	50.7	1,113	287	-74.21
MALAYSIA	141,804	143,517	1.21	76,929	128,581	67.14
BRUNEI DARUSSALAM	436	14	-96.79	822	15	-98.18
VIET NAM	12	0	-100	44	0	-100
MALDIVES	14,403	4,366	-69.69	63,980	33,013	-48.4
INDIA	14,568	813	-94.42	35,624	1,245	-96.51
SRI LANKA	588	5,596	851.7	2,340	15,211	550.04

TABEL 5. PERKEMBANGAN EKSPOR INDONESIA MENURUT KOMODITI DAN NEGARA TUJUAN

JENIS BARANG	BERAT BERSIH (KG)		PERUB	NILAI FOB (US \$)		PERUB
	JAN-MAR 2008	JAN-MAR 2009	%	JAN-MAR 2008	JAN-MAR 2009	%
(1)	(2)	(3)	(4)	(5)	(6)	(7)
IRAN (ISLAMIC REPUBLIC OF)	5,252	5,219	-0.63	7,432	14,074	89.37
SAUDI ARABIA	11,961	5,935	-50.38	5,959	6,893	15.67
ISRAEL	7,295	3,074	-57.86	13,254	2,075	-84.34
KUWAIT	118	4,501	3714.41	405	9,342	2206.67
JORDAN	142	23,883	16719.01	770	11,346	1373.51
LEBANON	76	18,352	24047.37	550	463,644	84198.91
OMAN	0	196	-	0	1,304	-
TURKEY	3,950	22,709	474.91	17,782	29,337	64.98
UNITED ARAB EMIRATES	10,455	6,095	-41.7	48,365	27,768	-42.59
BAHRAIN	5,077	0	-100	16,526	0	-100
CYPRUS	601	31,527	5145.76	1,412	21,736	1439.38
EGYPT	13,158	1,074	-91.84	22,337	930	-95.84
MOROCCO	33	0	-100	75	0	-100
TUNISIA	839	3,675	338.02	3,451	41,745	1109.65
ALGERIA	0	30	-	0	16	-
NAMIBIA	17	681	3905.88	161	472	193.17
ETHIOPIA	0	47	-	0	75	-
TANZANIA, UNITED REPUBLIC O	972	406	-58.23	460	1,844	300.87
MADAGASCAR	1,977	5,076	156.75	1,185	30,154	2444.64
KENYA	5,550	253	-95.44	3,440	2,065	-39.97
REUNION	24,954	23,176	-7.13	47,796	55,562	16.25
MOZAMBIQUE	5	3,615	72200	13	3,811	29215.38
ANGOLA	42	476	1033.33	20	763	3715
NIGERIA	0	1	-	0	1	-
SIERRA LEONE	1,922	0	-100	1,596	0	-100
GABON	4,144	37	-99.11	10,388	2,485	-76.08
SENEGAL	2,002	3,938	96.7	2,510	2,052	-18.25
SEYCHELLES	15,768	39,134	148.19	21,843	12,005	-45.04
DJIBOUTI	0	2,315	-	0	5,950	-
SOUTH AFRICA	24,491	13,497	-44.89	42,936	29,714	-30.79
MAURITIUS	8,243	5,484	-33.47	32,536	8,770	-73.05
VIRGIN ISLANDS (BRITISH)	1,156	2,204	90.66	4,186	1,129	-73.03
AUSTRALIA	490,600	174,882	-64.35	328,435	250,697	-23.67
NEW ZEALAND	13,193	11,002	-16.61	24,308	29,814	22.65
GUAM	1,291	1,098	-14.95	2,734	2,561	-6.33
NEW CALEDONIA	12,370	15,564	25.82	21,875	21,431	-2.03
SAINT VINCENT AND THE GREN.	5,802	0	-100	11,109	0	-100
VANUATU	1,519	3,242	113.43	2,666	5,380	101.8
WALLIS AND FUTUNA ISLANDS	1,146	0	-100	1,999	0	-100
COOK ISLANDS	1,075	115	-89.3	4,933	169	-96.57
FIJI	7,220	304	-95.79	29,203	7,918	-72.89
SAMOA	862	1,904	120.88	1,728	8,097	368.58
EAST TIMOR	2,325	1,695	-27.1	1,811	1,744	-3.7
UNITED STATES	655,131	384,190	-41.36	3,471,260	2,224,159	-35.93
CANADA	70,516	41,098	-41.72	191,283	171,892	-10.14
MEXICO	19,639	6,511	-66.85	34,987	11,820	-66.22
HONDURAS	0	1,100	-	0	3,852	-
NICARAGUA	398	0	-100	485	0	-100
PANAMA	0	38	-	0	24	-
CHILE	5,093	1,098	-78.44	9,888	5,882	-40.51
VENEZUELA	2,770	291	-89.49	1,115	638	-42.78
ARGENTINA	14,305	5,471	-61.75	28,521	7,601	-73.35
BRAZIL	22,637	21,698	-4.15	43,226	67,988	57.28
COLOMBIA	737	2,006	172.18	500	5,044	908.8
URUGUAY	0	134	-	0	305	-
PERU	1,774	0	-100	1,954	0	-100
TRINIDAD AND TOBAGO	0	4,522	-	0	5,440	-
BAHAMAS	18,371	40	-99.78	23,897	38	-99.84
JAMAICA	3,536	1,917	-45.79	3,357	2,290	-31.78
PUERTO RICO	1,337	2,389	78.68	5,160	8,230	59.5
DOMINICAN REPUBLIC	6,787	3,148	-53.62	13,926	10,579	-24.03
COSTA RICA	7,175	15,443	115.23	8,693	8,598	-1.09
HAITI	0	1,601	-	0	3,524	-
BARBADOS	4,676	45,867	880.9	8,739	36,778	320.85
ANTIGUA AND BARBUDA	444	0	-100	1,081	0	-100
ANGUILLA	0	109	-	0	139	-
ARUBA	249	10	-95.98	801	20	-97.5
BERMUDA	70	192	174.29	334	563	68.56
CAYMAN ISLANDS	751	0	-100	191	0	-100
FRENCH GUIANA	2,315	498	-78.49	9,406	578	-93.85
FRENCH POLYNESIA	12,628	14,741	16.73	22,390	25,506	13.92
MARTINIQUE	3,384	3,538	4.55	7,780	8,261	6.18
NETHERLANDS ANTILLES	291	1,248	328.87	2,151	1,646	-23.48
TURKS AND CAICOS ISLANDS	7,650	0	-100	16,200	0	-100
GUADELOUPE	2,804	6,993	149.39	6,683	11,560	72.98
SAINT KITTS AND NEVIS	1	0	-100	16	0	-100
UNITED KINGDOM	92,541	66,253	-28.41	304,741	177,769	-41.67
NETHERLANDS	139,263	149,203	7.14	395,691	263,630	-33.37

TABEL 5. PERKEMBANGAN EKSPOR INDONESIA MENURUT KOMODITI DAN NEGARA TUJUAN

JENIS BARANG	BERAT BERSIH (KG)		PERUB	NILAI FOB (US \$)		PERUB
	JAN-MAR 2008	JAN-MAR 2009	%	JAN-MAR 2008	JAN-MAR 2009	%
(1)	(2)	(3)	(4)	(5)	(6)	(7)
FRANCE	230,506	265,536	15.2	573,757	564,889	-1.55
GERMANY, FED. REP. OF	188,042	106,306	-43.47	396,316	341,499	-13.83
AUSTRIA	4,637	11,526	148.57	9,355	18,343	96.08
BELGIUM	90,231	49,957	-44.63	246,978	82,757	-66.49
SWITZERLAND	3,266	6,360	94.73	21,549	26,965	25.13
DENMARK	20,511	12,664	-38.26	87,527	33,422	-61.82
NORWAY	4,857	3,908	-19.54	11,004	26,288	138.89
SWEDEN	4,566	20,038	338.85	9,172	25,711	180.32
FINLAND	6,492	3,162	-51.29	14,995	11,704	-21.95
IRELAND	56	442	689.29	241	841	248.96
ITALY	209,040	123,615	-40.87	520,819	402,771	-22.67
SPAIN	193,369	130,298	-32.62	600,763	346,089	-42.39
PORTUGAL	21,018	7,307	-65.23	74,342	22,547	-69.67
GREECE	58,791	27,200	-53.73	140,240	80,205	-42.81
HUNGARY	11,376	21,987	93.28	20,106	76,288	279.43
POLAND	25,990	40,118	54.36	53,697	96,304	79.35
ROMANIA	24	1,441	5904.17	115	4,356	3687.83
BULGARIA	2,989	2,041	-31.72	6,070	4,247	-30.03
YUGOSLAVIA	718	586	-18.38	914	543	-40.59
ALBANIA	0	1,431	-	0	620	-
KAZAKHSTAN	53	0	-100	63	0	-100
UKRAINE	10,645	600	-94.36	23,637	1,131	-95.22
LITHUANIA	189	85	-55.03	1,173	376	-67.95
LATVIA	0	33,300	-	0	53,455	-
ESTONIA	3,567	842	-76.39	8,116	1,786	-77.99
CROATIA	7,101	4,676	-34.15	12,395	13,390	8.03
BOSNIA AND HERZEGOVINA	887	0	-100	2,499	0	-100
MALTA	4,615	0	-100	11,007	0	-100
SLOVENIA	6,007	1,022	-82.99	1,815	912	-49.75
CZECH REPUBLIC	0	12,005	-	0	5,939	-
REP. OF MACEDONIA	1,084	0	-100	1,575	0	-100
RUSSIA FEDERATION	18,179	951	-94.77	29,224	2,951	-89.9
-DARI ROTAN	38,766,399	28,202,709	-27.25	88,369,127	68,473,589	-22.51
JAPAN	3,239,190	3,224,122	-0.47	9,627,335	10,638,510	10.5
HONG KONG	38,121	21,792	-42.83	124,587	69,093	-44.54
KOREA, REPUBLIC OF	250,358	228,164	-8.86	458,561	318,719	-30.5
TAIWAN	145,654	157,020	7.8	258,079	271,820	5.32
CHINA	117,166	73,132	-37.58	392,991	158,448	-59.68
PAPUA NEW GUINEA	20,524	364	-98.23	154,648	12,292	-92.05
THAILAND	32,793	56,264	71.57	71,279	221,311	210.49
SINGAPORE	173,052	191,752	10.81	378,694	811,496	114.29
PHILIPPINES	21,652	7,529	-65.23	39,441	29,897	-24.2
MALAYSIA	467,636	974,929	108.48	1,005,799	1,054,785	4.87
BRUNEI DARUSSALAM	0	26,621	-	0	32,796	-
VIET NAM	6,716	34,247	409.93	57,686	264,708	358.88
MALDIVES	35,166	125,975	258.23	89,947	428,004	375.84
INDIA	54,876	49,831	-9.19	143,777	89,432	-37.8
PAKISTAN	1,977	1,021	-48.36	2,589	2,030	-21.59
BANGLADESH	0	399	-	0	5,207	-
SRI LANKA	16,329	1,988	-87.83	13,972	6,522	-53.32
IRAQ	0	3,000	-	0	8,256	-
IRAN (ISLAMIC REPUBLIC OF)	15,663	9,468	-39.55	33,895	61,575	81.66
SAUDI ARABIA	97,560	79,717	-18.29	194,808	141,448	-27.39
ISRAEL	28,221	30,651	8.61	60,422	60,936	0.85
KUWAIT	142,418	49,715	-65.09	380,671	57,995	-84.77
JORDAN	20,144	26,343	30.77	61,540	97,953	59.17
LEBANON	93,824	215,967	130.18	242,381	512,153	111.3
YEMEN	0	1,550	-	0	4,000	-
OMAN	16,095	13,597	-15.52	34,352	54,241	57.9
SYRIA ARAB REPUBLIC	11,010	33,037	200.06	26,103	80,032	206.6
TURKEY	351,797	305,136	-13.26	794,792	603,937	-24.01
UNITED ARAB EMIRATES	245,148	99,885	-59.26	739,785	274,553	-62.89
QATAR	30,032	28,677	-4.51	212,378	228,003	7.36
BAHRAIN	4,613	1,287	-72.1	11,849	6,630	-44.05
CYPRUS	62,822	33,715	-46.33	220,539	134,367	-39.07
EGYPT	38,647	62,506	61.74	106,163	138,837	30.78
LIBYAN ARAB JAMAHIRIYA	12,763	0	-100	14,730	0	-100
MOROCCO	90,353	71,805	-20.53	257,967	194,703	-24.52
TUNISIA	1,285	20,412	1488.48	9,197	49,527	438.51
SUDAN	1,695	6,200	265.78	4,918	6,900	40.3
NAMIBIA	9,084	18,089	99.13	16,716	60,729	263.3
TANZANIA, UNITED REPUBLIC O	15,309	0	-100	25,020	0	-100
MADAGASCAR	1,744	6,668	282.34	1,987	2,926	47.26
KENYA	4,500	1,208	-73.16	16,150	600	-96.28
REUNION	82,273	105,342	28.04	150,406	252,686	68
MOZAMBIQUE	0	39,426	-	0	96,838	-
ANGOLA	13,600	11,305	-16.88	9,620	15,082	56.78

TABEL 5. PERKEMBANGAN EKSPOR INDONESIA MENURUT KOMODITI DAN NEGARA TUJUAN

JENIS BARANG	BERAT BERSIH (KG)		PERUB	NILAI FOB (US \$)		PERUB
	JAN-MAR 2008	JAN-MAR 2009	%	JAN-MAR 2008	JAN-MAR 2009	%
	(1)	(2)	(3)	(4)	(5)	(6)
CONGO	46,314	44,347	-4.25	56,125	43,699	-22.14
SIERRA LEONE	3,279	0	-100	2,722	0	-100
COTE D'IVOIRE	3,787	18,707	393.98	9,218	19,070	106.88
U.S. VIRGIN ISLANDS	163	452	177.3	160	960	500
SEYCHELLES	985	6,673	577.46	6,270	14,150	125.68
DJIBOUTI	0	3,540	-	0	5,499	-
SOUTH AFRICA	482,315	176,857	-63.33	1,441,262	583,318	-59.53
MAURITIUS	35,757	16,097	-54.98	94,479	45,466	-51.88
VIRGIN ISLANDS (BRITISH)	0	2,803	-	0	10,823	-
AUSTRALIA	1,113,861	790,905	-28.99	2,203,726	1,822,622	-17.29
NEW ZEALAND	144,405	37,998	-73.69	262,118	66,403	-74.67
GUAM	12,734	11,291	-11.33	26,902	16,256	-39.57
NEW CALEDONIA	45,326	23,152	-48.92	78,023	41,534	-46.77
VANUATU	6,262	6,963	11.19	13,320	31,684	137.87
WALLIS AND FUTUNA ISLANDS	3,286	2,756	-16.13	5,054	4,135	-18.18
COOK ISLANDS	0	170	-	0	249	-
FIJI	1,354	4,802	254.65	11,120	41,371	272.04
SAMOA	1,242	0	-100	2,316	0	-100
SOLOMON ISLANDS	2,982	0	-100	12,986	0	-100
TONGA	3,159	0	-100	2,392	0	-100
EAST TIMOR	5,678	47,434	735.4	5,864	53,113	805.75
UNITED STATES	3,367,660	1,501,209	-55.42	11,375,614	5,651,868	-50.32
CANADA	330,978	95,239	-71.22	1,010,118	366,696	-63.7
MEXICO	136,763	123,802	-9.48	437,484	381,576	-12.78
GUATEMALA	18,338	6,661	-63.68	52,077	23,922	-54.06
HONDURAS	2,636	0	-100	11,530	0	-100
NICARAGUA	2,636	0	-100	11,530	0	-100
PANAMA	64,105	12,232	-80.92	137,874	28,134	-79.59
SURINAME	27,144	8,215	-69.74	43,618	14,673	-66.36
CHILE	33,014	12,400	-62.44	84,616	63,622	-24.81
VENEZUELA	15,132	19,170	26.69	41,635	30,659	-26.36
ARGENTINA	39,952	35,528	-11.07	116,849	117,279	0.37
BRAZIL	42,419	23,329	-45	183,383	44,465	-75.75
COLOMBIA	22,011	3,579	-83.74	93,874	11,928	-87.29
URUGUAY	20,622	670	-96.75	91,006	3,530	-96.12
PARAGUAY	2,636	2,508	-4.86	7,722	9,674	25.28
ECUADOR	2,885	9,878	242.39	8,710	36,206	315.68
PERU	8,158	6,468	-20.72	11,955	11,973	0.15
GUYANA	2,882	0	-100	2,945	0	-100
TRINIDAD AND TOBAGO	0	7,760	-	0	21,524	-
JAMAICA	4,624	3,241	-29.91	6,580	3,865	-41.26
PUERTO RICO	12,128	16,464	35.75	28,200	52,781	87.17
BELIZE	0	1,967	-	0	19,639	-
DOMINICAN REPUBLIC	52,552	20,866	-60.29	207,342	86,386	-58.34
EL SALVADOR	2,636	0	-100	11,530	0	-100
COSTA RICA	95,025	12,629	-86.71	349,746	37,096	-89.39
BARBADOS	1,728	0	-100	7,182	0	-100
ANTIGUA AND BARBUDA	5,628	0	-100	13,645	0	-100
ANGUILLA	0	3,534	-	0	14,433	-
ARUBA	8,244	9,361	13.55	29,338	21,256	-27.55
BERMUDA	0	3,425	-	0	16,752	-
CAYMAN ISLANDS	13,313	709	-94.67	3,097	12,210	294.25
DOMINICA	948	0	-100	2,937	0	-100
FRENCH GUIANA	5,188	25,713	395.62	11,121	58,989	430.43
FRENCH POLYNESIA	53,055	44,309	-16.48	96,751	117,225	21.16
MARTINIQUE	21,583	28,978	34.26	62,379	89,152	42.92
NETHERLANDS ANTILLES	20,681	36,666	77.29	39,265	67,916	72.97
SAINT LUCIA	0	1,750	-	0	9,768	-
GUADELOUPE	49,906	56,681	13.58	178,692	149,051	-16.59
UNITED KINGDOM	10,749,499	6,156,445	-42.73	7,285,044	3,623,450	-50.26
NETHERLANDS	1,723,369	1,562,790	-9.32	4,964,918	4,622,044	-6.91
FRANCE	1,320,931	1,035,402	-21.62	3,604,265	2,628,076	-27.08
GERMANY, FED. REP. OF	3,859,049	3,432,564	-11.05	11,557,876	10,774,776	-6.78
AUSTRIA	16,001	23,152	44.69	35,508	54,285	52.88
BELGIUM	1,190,805	1,072,819	-9.91	4,015,998	3,531,424	-12.07
SWITZERLAND	6,220	54,900	782.64	23,898	135,494	466.97
DENMARK	192,315	99,151	-48.44	936,845	385,676	-58.83
NORWAY	62,250	62,516	0.43	217,544	308,576	41.85
SWEDEN	205,766	79,245	-61.49	692,423	603,645	-12.82
FINLAND	366,679	362,636	-1.1	1,052,465	1,118,885	6.31
IRELAND	91,384	126,473	38.4	169,671	239,263	41.02
ITALY	2,375,368	1,597,772	-32.74	6,397,126	4,361,377	-31.82
SPAIN	1,306,893	835,695	-36.05	4,160,390	2,577,275	-38.05
PORTUGAL	242,104	164,658	-31.99	777,265	508,510	-34.58
ICELAND	1,992	0	-100	2,902	0	-100
GREECE	813,563	578,809	-28.86	2,334,932	1,331,854	-42.96
HUNGARY	40,880	22,966	-43.82	118,115	100,887	-14.59
POLAND	420,357	395,853	-5.83	981,037	1,243,186	26.72

TABEL 5. PERKEMBANGAN EKSPOR INDONESIA MENURUT KOMODITI DAN NEGARA TUJUAN

JENIS BARANG	BERAT BERSIH (KG)		PERUB %	NILAI FOB (US \$)		PERUB %
	JAN-MAR 2008	JAN-MAR 2009		JAN-MAR 2008	JAN-MAR 2009	
(1)	(2)	(3)	(4)	(5)	(6)	(7)
ROMANIA	190,297	119,987	-36.95	435,736	325,992	-25.19
BULGARIA	53,477	71,883	34.42	117,547	139,360	18.56
YUGOSLAVIA	11,766	6,584	-44.04	32,195	23,044	-28.42
ALBANIA	0	554	-	0	240	-
KAZAKHSTAN	9,396	7,901	-15.91	31,942	25,003	-21.72
UKRAINE	227,087	46,995	-79.31	651,775	147,260	-77.41
UZBEKISTAN	2,665	0	-100	4,086	0	-100
LITHUANIA	39,625	10,283	-74.05	96,043	38,305	-60.12
LATVIA	102,307	34,975	-65.81	269,783	148,230	-45.06
ESTONIA	26,990	10,522	-61.02	88,393	38,827	-56.07
GEORGIA	2,382	0	-100	4,299	0	-100
CROATIA	67,144	65,827	-1.96	173,457	206,160	18.85
BOSNIA AND HERZEGOVINA	232	0	-100	940	0	-100
MALTA	1,173	1,633	39.22	2,566	11,615	352.65
SLOVAKIA	132,304	13,688	-89.65	40,202	2,000	-95.03
SLOVENIA	156,788	45,597	-70.92	400,919	143,126	-64.3
CZECH REPUBLIC	14,967	40,571	171.07	33,165	111,860	237.28
RUSSIA FEDERATION	330,465	282,119	-14.63	1,207,681	1,029,307	-14.77
-DARI BAHAN LAINNYA	189,389,079	137,802,086	-27.24	463,092,786	355,067,019	-23.33
JAPAN	24,601,667	21,417,962	-12.94	44,058,900	41,094,060	-6.73
HONG KONG	273,042	92,171	-66.24	833,163	325,676	-60.91
KOREA, REPUBLIC OF	3,495,235	2,287,575	-34.55	6,899,511	4,518,898	-34.5
TAIWAN	2,286,305	1,474,569	-35.5	5,347,374	3,650,951	-31.72
CHINA	1,284,054	710,369	-44.68	2,107,821	1,165,404	-44.71
MACAU	10,400	0	-100	5,106	0	-100
PAPUA NEW GUINEA	2,256	5,995	165.74	3,761	6,350	68.84
THAILAND	133,590	223,960	67.65	368,203	320,175	-13.04
SINGAPORE	1,815,504	1,345,060	-25.91	3,841,236	3,131,708	-18.47
PHILIPPINES	632,530	362,070	-42.76	604,966	297,726	-50.79
MALAYSIA	6,502,743	4,494,266	-30.89	7,572,793	5,339,266	-29.49
MYANMAR (FORM. BURMA)	725	0	-100	17,573	0	-100
CAMBODIA	5,387	5,634	4.59	33,221	9,699	-70.8
BRUNEI DARUSSALAM	99,262	57,552	-42.02	150,758	104,954	-30.38
VIET NAM	67,538	57,886	-14.29	207,100	140,422	-32.2
MALDIVES	341,701	363,500	6.38	576,141	580,456	0.75
INDIA	539,019	557,698	3.47	854,440	721,099	-15.61
PAKISTAN	51,203	1,563	-96.95	33,900	2,765	-91.84
BANGLADESH	0	47,665	-	0	26,095	-
SRI LANKA	155,108	148,134	-4.5	101,065	155,626	53.99
IRAN (ISLAMIC REPUBLIC OF)	165,799	64,599	-61.04	405,120	151,842	-62.52
SAUDI ARABIA	679,708	725,890	6.79	677,680	852,410	25.78
ISRAEL	381,433	328,132	-13.97	743,700	662,436	-10.93
KUWAIT	472,239	321,179	-31.99	579,749	422,092	-27.19
JORDAN	139,204	42,017	-69.82	223,903	134,580	-39.89
LEBANON	283,582	225,923	-20.33	465,856	555,727	19.29
YEMEN	175,300	95,592	-45.47	200,289	172,361	-13.94
OMAN	128,955	103,184	-19.98	124,696	116,759	-6.37
SYRIA ARAB REPUBLIC	66,313	79,729	20.23	127,564	110,533	-13.35
TURKEY	736,684	549,720	-25.38	2,788,544	2,448,795	-12.18
UNITED ARAB EMIRATES	14,021,382	10,467,593	-25.35	10,676,940	8,097,087	-24.16
QATAR	110,806	45,597	-58.85	259,148	82,981	-67.98
BAHRAIN	138,991	89,621	-35.52	212,972	208,187	-2.25
CYPRUS	126,662	93,413	-26.25	607,159	444,423	-26.8
EGYPT	240,461	139,738	-41.89	464,576	248,830	-46.44
LIBYAN ARAB JAMAHIRIYA	29,425	213,236	624.68	30,920	230,826	646.53
MOROCCO	315,940	233,807	-26	454,077	325,805	-28.25
TUNISIA	12,160	37,124	205.3	79,161	188,996	138.75
ALGERIA	40,395	57,421	42.15	33,012	81,194	145.95
SUDAN	90,438	39,065	-56.8	93,774	48,960	-47.79
NAMIBIA	34,699	54,374	56.7	26,896	59,948	122.89
ETHIOPIA	44,336	4,998	-88.73	45,568	7,963	-82.53
TANZANIA, UNITED REPUBLIC O	152,346	118,719	-22.07	150,263	107,864	-28.22
MADAGASCAR	18,273	19,272	5.47	24,779	22,413	-9.55
KENYA	155,346	81,631	-47.45	129,992	107,586	-17.24
REUNION	2,669,729	404,611	-84.84	2,664,550	683,105	-74.36
MOZAMBIQUE	14,667	60,551	312.84	26,124	156,536	499.2
EQUATORIAL GUINEA	11,494	0	-100	9,475	0	-100
TOGO	0	25,106	-	0	16,169	-
GHANA	0	51,838	-	0	94,670	-
GUINEA	0	20,546	-	0	39,778	-
ANGOLA	132,434	401,845	203.43	88,928	469,438	427.89
CONGO	67,838	0	-100	88,435	0	-100
CAMEROON	93,330	0	-100	79,934	0	-100
NIGERIA	23,282	26,328	13.08	30,848	32,448	5.19
SIERRA LEONE	8,000	13,459	68.24	7,549	20,930	177.26
GABON	30,238	4,400	-85.45	31,927	8,411	-73.66
COTE D'IVOIRE	47,042	0	-100	32,922	0	-100

TABEL 5. PERKEMBANGAN EKSPOR INDONESIA MENURUT KOMODITI DAN NEGARA TUJUAN

JENIS BARANG	BERAT BERSIH (KG)		PERUB	NILAI FOB (US \$)		PERUB
	JAN-MAR 2008	JAN-MAR 2009	%	JAN-MAR 2008	JAN-MAR 2009	%
(1)	(2)	(3)	(4)	(5)	(6)	(7)
SENEGAL	1,985	4,160	109.57	2,489	2,168	-12.9
MALI	21,814	0	-100	76,096	0	-100
BENIN	231,345	224,506	-2.96	262,772	310,816	18.28
U.S. VIRGIN ISLANDS	22,996	29,885	29.96	36,957	73,620	99.2
SEYCHELLES	76,256	34,620	-54.6	331,364	77,993	-76.46
UGANDA	9,147	0	-100	13,910	0	-100
DJIBOUTI	254,520	415,661	63.31	172,353	271,693	57.64
SAO TOME AND PRINCIPE	3,805	563	-85.2	4,089	200	-95.11
SWAZILAND	2,954	0	-100	6,860	0	-100
SOUTH AFRICA	1,098,992	700,142	-36.29	1,924,914	1,439,042	-25.24
ZAMBIA	0	10,525	-	0	10,010	-
MAURITIUS	206,239	167,567	-18.75	683,817	413,166	-39.58
RWANDA	18,990	39,382	107.38	19,229	49,092	155.3
VIRGIN ISLANDS (BRITISH)	8,716	7,788	-10.65	21,260	36,596	72.14
AUSTRALIA	6,923,117	4,785,252	-30.88	12,687,504	8,843,474	-30.3
NEW ZEALAND	519,672	266,289	-48.76	1,095,599	544,169	-50.33
GUAM	15,717	10,230	-34.91	42,583	16,556	-61.12
NEW CALEDONIA	266,424	136,813	-48.65	493,043	201,811	-59.07
SAINT VINCENT AND THE GREN.	32,993	37,053	12.31	87,246	29,808	-65.83
VANUATU	7,465	24,886	233.37	24,677	43,886	77.84
WALLIS AND FUTUNA ISLANDS	5,531	8,783	58.8	8,028	11,500	43.25
AMERICAN SAMOA	0	2,288	-	0	15,205	-
COOK ISLANDS	150	0	-100	1,874	0	-100
FIJI	32,048	104,304	225.46	64,818	849,322	1210.32
SAMOA	2,505	173	-93.09	4,777	735	-84.61
SOLOMON ISLANDS	6,824	0	-100	19,048	0	-100
TONGA	11,410	0	-100	8,634	0	-100
EAST TIMOR	31,886	5,558	-82.57	41,235	14,098	-65.81
UNITED STATES	43,431,523	31,168,785	-28.23	138,353,763	105,866,969	-23.48
CANADA	2,894,295	1,732,920	-40.13	7,902,490	5,742,707	-27.33
MEXICO	326,026	131,253	-59.74	925,281	356,593	-61.46
GUATEMALA	41,960	27,447	-34.59	78,109	49,589	-36.51
HONDURAS	16,208	0	-100	25,339	0	-100
NICARAGUA	4,041	0	-100	10,825	0	-100
PANAMA	77,983	81,725	4.8	157,641	128,584	-18.43
CUBA	5,912	0	-100	14,039	0	-100
SURINAME	43,421	46,048	6.05	82,284	80,594	-2.05
CHILE	49,748	10,423	-79.05	132,105	10,388	-92.14
VENEZUELA	46,540	27,711	-40.46	87,666	66,626	-24
ARGENTINA	107,839	265,943	146.61	209,898	548,098	161.13
BRAZIL	73,740	52,584	-28.69	177,578	106,900	-39.8
COLOMBIA	43,294	18,230	-57.89	65,289	42,658	-34.66
URUGUAY	6,868	7,261	5.72	7,225	6,333	-12.35
ECUADOR	5,176	4,246	-17.97	42,838	7,225	-83.13
PERU	0	7,115	-	0	9,471	-
GUYANA	2,852	0	-100	3,823	0	-100
TRINIDAD AND TOBAGO	13,898	295	-97.88	36,966	356	-99.04
BAHAMAS	11,737	17,657	50.44	13,302	25,397	90.93
JAMAICA	52,863	20,876	-60.51	102,617	34,329	-66.55
PUERTO RICO	235,591	195,632	-16.96	523,657	409,313	-21.84
BELIZE	0	530	-	0	5,292	-
DOMINICAN REPUBLIC	229,757	88,247	-61.59	460,316	232,211	-49.55
EL SALVADOR	10,678	0	-100	21,340	0	-100
COSTA RICA	56,110	23,684	-57.79	116,785	42,715	-63.42
HAITI	9,200	16,099	74.99	24,578	36,122	46.97
BARBADOS	40,697	18,394	-54.8	95,962	24,101	-74.88
ANTIGUA AND BARBUDA	0	31,975	-	0	44,167	-
ANGUILLA	5,049	4,075	-19.29	10,000	5,581	-44.19
ARUBA	38,074	28,952	-23.96	69,386	75,280	8.49
BERMUDA	3,719	10,729	188.49	11,485	32,883	186.31
CAYMAN ISLANDS	5,099	13,553	165.8	8,145	28,170	245.86
DOMINICA	2,787	22,639	712.31	8,570	50,427	488.41
FRENCH GUIANA	26,005	35,691	37.25	52,314	61,942	18.4
FRENCH POLYNESIA	198,374	153,488	-22.63	367,430	250,392	-31.85
GRENADA	99	12,673	12701.01	64	50,520	78837.5
MARTINIQUE	205,108	93,648	-54.34	369,049	156,547	-57.58
NETHERLANDS ANTILLES	164,318	113,238	-31.09	380,181	312,069	-17.92
NORFOLK ISLANDS	22,091	0	-100	48,297	0	-100
TURKS AND CAICOS ISLANDS	13,888	3,000	-78.4	32,206	4,500	-86.03
GUADELOUPE	155,469	50,894	-67.26	375,060	130,314	-65.26
UNITED KINGDOM	7,308,542	6,375,975	-12.76	23,222,080	18,056,383	-22.24
NETHERLANDS	11,912,942	9,685,106	-18.7	35,636,463	29,272,935	-17.86
FRANCE	11,980,721	6,910,723	-42.32	35,597,793	21,208,805	-40.42
GERMANY, FED. REP. OF	5,307,386	5,812,485	9.52	15,285,485	18,490,838	20.97
AUSTRIA	125,154	90,716	-27.52	478,421	528,284	10.42
BELGIUM	7,528,719	5,053,433	-32.88	24,480,741	17,766,724	-27.43
SWITZERLAND	165,230	124,663	-24.55	774,600	691,420	-10.74
DENMARK	2,353,049	1,061,212	-54.9	9,562,976	5,012,779	-47.58

TABEL 5. PERKEMBANGAN EKSPOR INDONESIA MENURUT KOMODITI DAN NEGARA TUJUAN

JENIS BARANG	BERAT BERSIH (KG)		PERUB %	NILAI FOB (US \$)		PERUB %
	JAN-MAR 2008	JAN-MAR 2009		JAN-MAR 2008	JAN-MAR 2009	
(1)	(2)	(3)	(4)	(5)	(6)	(7)
NORWAY	663,328	589,561	-11.12	2,162,916	1,888,109	-12.71
SWEDEN	1,372,033	732,028	-46.65	4,402,724	2,683,157	-39.06
FINLAND	657,932	263,184	-60	2,509,072	1,026,934	-59.07
IRELAND	930,654	457,015	-50.89	2,248,259	1,247,900	-44.49
ITALY	5,476,885	4,018,587	-26.63	15,494,567	13,338,851	-13.91
SPAIN	5,857,759	2,934,647	-49.9	13,922,236	7,910,015	-43.18
PORTUGAL	1,498,112	564,962	-62.29	2,277,607	1,238,833	-45.61
ICELAND	50,209	5,197	-89.65	136,057	15,409	-88.67
GREECE	1,234,662	989,520	-19.85	3,520,423	2,550,012	-27.57
DEMOCRATIC REPUBLIC OF THE	7,874	38,094	383.79	8,478	52,424	518.35
HUNGARY	86,842	12,768	-85.3	154,256	31,880	-79.33
POLAND	427,214	297,331	-30.4	982,794	803,602	-18.23
ROMANIA	83,070	116,498	40.24	112,670	203,041	80.21
BULGARIA	44,640	82,867	85.63	66,181	166,009	150.84
YUGOSLAVIA	24,199	10,112	-58.21	27,799	15,391	-44.63
ALBANIA	9,499	9,512	0.14	35,133	4,120	-88.27
ARMENIA	262,189	0	-100	349,405	0	-100
AZERBAIJAN	11,215	0	-100	45,961	0	-100
KAZAKHSTAN	404	186	-53.96	2,349	450	-80.84
UKRAINE	106,109	127,488	20.15	227,305	398,554	75.34
LITHUANIA	67,989	33,506	-50.72	237,875	187,756	-21.07
LATVIA	197,042	248,196	25.96	495,471	566,484	14.33
ESTONIA	44,713	23,495	-47.45	151,968	69,998	-53.94
GEORGIA	0	10,261	-	0	24,360	-
CROATIA	190,284	95,171	-49.98	435,415	250,095	-42.56
BOSNIA AND HERZEGOVINA	2,164	0	-100	6,754	0	-100
MALTA	51,341	38,309	-25.38	101,631	95,043	-6.48
SLOVAKIA	43,734	45,123	3.18	57,112	150,146	162.9
SLOVENIA	162,409	132,540	-18.39	497,961	448,858	-9.86
CZECH REPUBLIC	227,765	137,452	-39.65	768,377	421,989	-45.08
RUSSIA FEDERATION	267,328	226,188	-15.39	772,330	955,695	23.74
-AN ORGANIK	1,473,089,401	303,893,388	-79.37	217,253,466	70,772,003	-67.42
JAPAN	93,260,180	15,690,862	-83.18	27,746,297	5,007,787	-81.95
HONG KONG	89,099	40,443	-54.61	28,342	5,314	-81.25
KOREA, REPUBLIC OF	170,543,222	54,743,917	-67.9	43,293,478	9,005,807	-79.2
TAIWAN	193,089,481	44,935,548	-76.73	58,587,124	10,838,523	-81.5
CHINA	797,657,346	12,869,720	-98.39	22,914,742	2,950,760	-87.12
PAPUA NEW GUINEA	0	50,000	-	0	8,100	-
THAILAND	45,939,625	10,937,433	-76.19	9,933,707	2,505,504	-74.78
SINGAPORE	10,303,763	13,815,627	34.08	2,900,896	4,218,190	45.41
PHILIPPINES	36,033,736	38,135,313	5.83	11,586,233	8,720,064	-24.74
MALAYSIA	23,376,154	12,505,987	-46.5	8,852,315	3,170,478	-64.18
MYANMAR (FORM. BURMA)	50,000	312,500	525	27,280	34,513	26.51
BRUNEI DARUSSALAM	3,794,200	3,000,000	-20.93	684,356	780,525	14.05
VIET NAM	15,047,678	9,674,043	-35.71	5,501,305	2,527,071	-54.06
MALDIVES	0	2,623	-	0	1,230	-
INDIA	30,651,055	38,514,539	25.65	9,151,864	8,886,052	-2.9
PAKISTAN	1,136,479	814,357	-28.34	446,397	351,116	-21.34
BANGLADESH	3,138,052	6,880,729	119.27	627,369	1,379,937	119.96
SRI LANKA	2,144,999	1,586,800	-26.02	419,030	389,226	-7.11
IRAN (ISLAMIC REPUBLIC OF)	100,000	0	-100	114,000	0	-100
SAUDI ARABIA	290,620	0	-100	481,324	0	-100
LEBANON	0	8,500	-	0	17,475	-
OMAN	0	200,000	-	0	15,400	-
SYRIA ARAB REPUBLIC	0	4,321	-	0	10,736	-
TURKEY	19,000	4,400	-76.84	8,020	9,781	21.96
UNITED ARAB EMIRATES	120,139	81,311	-32.32	273,196	335,878	22.94
QATAR	21,900	0	-100	8,450	0	-100
BAHRAIN	159,600	75,000	-53.01	183,500	5,400	-97.06
EGYPT	1,037,000	0	-100	180,450	0	-100
SUDAN	107,250	42,900	-60	24,668	9,953	-59.65
TANZANIA, UNITED REPUBLIC O	1,800,000	92,000	-94.89	235,530	45,200	-80.81
MADAGASCAR	67,000	134,399	100.6	12,946	34,714	168.14
KENYA	1,375,000	1,520,000	10.55	152,435	125,170	-17.89
NIGERIA	141,712	84,620	-40.29	151,063	72,735	-51.85
SOUTH AFRICA	246,343	67,199	-72.72	112,271	111,103	-1.04
ZAMBIA	0	18,000	-	0	4,938	-
MAURITIUS	400,849	804,150	100.61	54,114	81,221	50.09
AUSTRALIA	20,185,569	9,668,216	-52.1	6,729,810	3,304,660	-50.9
NEW ZEALAND	336,505	336,978	0.14	424,891	297,469	-29.99
NEW CALEDONIA	0	8	-	0	145	-
FIJI	0	25,000	-	0	4,050	-
EAST TIMOR	11,447	16,739	46.23	6,720	13,055	94.27
UNITED STATES	18,862,035	12,202,153	-35.31	4,590,328	2,369,453	-48.38
CANADA	61,416	0	-100	29,035	0	-100
MEXICO	0	11,505,250	-	0	2,177,805	-
PANAMA	0	1,237,000	-	0	424,291	-

TABEL 5. PERKEMBANGAN EKSPOR INDONESIA MENURUT KOMODITI DAN NEGARA TUJUAN

JENIS BARANG	BERAT BERSIH (KG)		PERUB	NILAI FOB (US \$)		PERUB
	JAN-MAR 2008	JAN-MAR 2009	%	JAN-MAR 2008	JAN-MAR 2009	%
(1)	(2)	(3)	(4)	(5)	(6)	(7)
UNITED KINGDOM	289,021	674,816	133.48	134,522	199,961	48.65
NETHERLANDS	40,100	25	-99.94	18,225	150	-99.18
FRANCE	214,041	0	-100	137,526	0	-100
GERMANY, FED. REP. OF	148,137	0	-100	91,435	0	-100
BELGIUM	131,048	22,000	-83.21	71,449	10,010	-85.99
DENMARK	20,000	40,000	100	10,900	19,200	76.15
NORWAY	0	40,000	-	0	17,000	-
SWEDEN	0	20,002	-	0	9,149	-
FINLAND	59,600	0	-100	37,324	0	-100
ITALY	352,000	212,000	-39.77	157,124	104,574	-33.44
SPAIN	110,000	166,000	50.91	51,535	92,202	78.91
POLAND	87,000	44,000	-49.43	51,255	20,020	-60.94
BULGARIA	20,000	0	-100	9,600	0	-100
KAZAKHSTAN	0	15,960	-	0	34,600	-
LITHUANIA	20,000	0	-100	9,085	0	-100
SLOVAKIA	0	20,000	-	0	14,308	-
-ORGANIK	667,841,702	421,678,924	-36.86	559,501,558	279,467,436	-50.05
JAPAN	49,059,742	29,587,178	-39.69	38,209,492	26,954,569	-29.46
HONG KONG	4,320,125	409,756	-90.52	6,635,083	841,462	-87.32
KOREA, DEMOCRATIC PEOPLE'S	79,450	59,588	-25	102,491	98,319	-4.07
KOREA, REPUBLIC OF	47,331,411	8,157,652	-82.76	36,339,949	10,110,694	-72.18
TAIWAN	96,101,560	15,835,807	-83.52	21,769,083	5,918,543	-72.81
CHINA	115,839,279	130,500,725	12.66	114,680,471	67,571,157	-41.08
MACAU	31,608	33	-99.9	1,870	1,150	-38.5
PAPUA NEW GUINEA	15,138	2,012	-86.71	29,455	1,194	-95.95
THAILAND	72,932,592	67,011,991	-8.12	55,933,941	31,095,352	-44.41
SINGAPORE	38,104,081	1,049,625	-97.25	36,818,456	2,966,707	-91.94
PHILIPPINES	14,802,449	6,817,401	-53.94	10,280,217	7,376,099	-28.25
MALAYSIA	113,183,115	64,137,481	-43.33	83,972,399	21,513,594	-74.38
MYANMAR (FORM. BURMA)	349,082	79,879	-77.12	397,956	120,142	-69.81
CAMBODIA	498,917	304,000	-39.07	603,430	481,840	-20.15
BRUNEI DARUSSALAM	31,475	9,338	-70.33	55,786	37,920	-32.03
NEPAL	22,500	0	-100	21,200	0	-100
VIET NAM	16,475,662	17,558,946	6.58	18,701,680	11,447,487	-38.79
MALDIVES	4,967	0	-100	5,378	0	-100
INDIA	15,485,587	11,734,679	-24.22	13,492,468	10,523,619	-22
PAKISTAN	2,040,453	2,144,161	5.08	3,360,594	3,011,411	-10.39
BANGLADESH	1,420,498	769,271	-45.84	1,594,936	615,523	-61.41
SRI LANKA	948,110	676,095	-28.69	1,160,559	1,162,638	0.18
IRAN (ISLAMIC REPUBLIC OF)	1,269,550	997,600	-21.42	2,048,227	826,905	-59.63
SAUDI ARABIA	1,730,817	2,474,799	42.98	2,486,224	1,974,057	-20.6
ISRAEL	273,700	540,284	97.4	420,308	653,178	55.4
KUWAIT	10,195	15,162	48.72	50,455	63,638	26.13
JORDAN	17,500	342,220	1855.54	31,203	390,854	1152.62
LEBANON	0	52,500	-	0	64,778	-
SYRIA ARAB REPUBLIC	325,322	434,784	33.65	292,506	422,814	44.55
TURKEY	1,695,644	1,138,101	-32.88	2,608,271	1,310,141	-49.77
UNITED ARAB EMIRATES	4,714,845	511,936	-89.14	7,320,178	643,808	-91.21
QATAR	12,109	3,059	-74.74	36,696	3,861	-89.48
CYPRUS	17,499	0	-100	21,366	0	-100
EGYPT	836,549	1,924,745	130.08	1,237,390	1,160,338	-6.23
LIBYAN ARAB JAMAHIRIYA	3,534	407	-88.48	18,655	229	-98.77
MOROCCO	43,200	65,900	52.55	22,832	44,486	94.84
TUNISIA	84,600	0	-100	113,132	0	-100
ALGERIA	102,300	253,500	147.8	103,675	121,680	17.37
SUDAN	2,217	80,000	3508.48	10,020	39,675	295.96
ETHIOPIA	0	21,600	-	0	11,556	-
TANZANIA, UNITED REPUBLIC O	234,300	211,200	-9.86	385,098	92,275	-76.04
MADAGASCAR	14,400	120,035	733.58	23,976	212,833	787.69
KENYA	255,776	60,635	-76.29	406,412	131,917	-67.54
MOZAMBIQUE	60,000	40,000	-33.33	95,400	19,200	-79.87
GHANA	174,180	189,575	8.84	162,975	113,103	-30.6
ANGOLA	2,160,000	21,600	-99	1,317,600	8,424	-99.36
CAMEROON	60,000	306,400	410.67	98,000	142,096	45
NIGERIA	3,788,545	3,506,149	-7.45	4,689,186	2,392,802	-48.97
SIERRA LEONE	53,070	0	-100	65,807	0	-100
COTE D'IVOIRE	540,800	39,000	-92.79	480,871	379,414	-21.1
SENEGAL	0	21,600	-	0	9,972	-
DJIBOUTI	0	180,900	-	0	135,740	-
SWAZILAND	426	0	-100	45,365	0	-100
SOUTH AFRICA	795,682	1,582,940	98.94	936,014	1,395,670	49.11
MALAWI	240,000	104,000	-56.67	387,500	52,500	-86.45
MAURITIUS	43,435	160,000	268.37	69,706	73,600	5.59
AUSTRALIA	5,624,991	4,072,018	-27.61	7,803,493	4,887,007	-37.37
NEW ZEALAND	925,716	620,215	-33	1,226,412	709,320	-42.16
NEW CALEDONIA	0	11	-	0	207	-
SAMOA	0	40,000	-	0	16,800	-

TABEL 5. PERKEMBANGAN EKSPOR INDONESIA MENURUT KOMODITI DAN NEGARA TUJUAN

JENIS BARANG	BERAT BERSIH (KG)		PERUB	NILAI FOB (US \$)		PERUB
	JAN-MAR 2008	JAN-MAR 2009	%	JAN-MAR 2008	JAN-MAR 2009	%
(1)	(2)	(3)	(4)	(5)	(6)	(7)
SOLOMON ISLANDS	7,098	0	-100	16,432	0	-100
EAST TIMOR	0	19,000	-	0	5,852	-
UNITED STATES	10,436,270	10,257,923	-1.71	17,543,553	12,449,433	-29.04
CANADA	737,019	2,246,285	204.78	954,917	2,453,394	156.92
MEXICO	84,199	270,725	221.53	145,254	262,876	80.98
GUATEMALA	64,800	42,379	-34.6	35,938	18,470	-48.61
PANAMA	22,000	0	-100	46,570	0	-100
CHILE	168,299	46,700	-72.25	170,753	72,746	-57.4
VENEZUELA	0	86,400	-	0	42,546	-
ARGENTINA	458,014	464,318	1.38	556,630	459,387	-17.47
BRAZIL	992,133	1,067,490	7.6	1,389,837	1,449,460	4.29
COLOMBIA	128,700	335,374	160.59	205,424	319,169	55.37
BOLIVIA	20,000	0	-100	47,500	0	-100
URUGUAY	1,500	1,000	-33.33	257,782	256,500	-0.5
PARAGUAY	43,200	0	-100	24,242	0	-100
ECUADOR	18,000	0	-100	20,520	0	-100
PERU	112,300	139,506	24.23	191,841	173,986	-9.31
TRINIDAD AND TOBAGO	174	0	-100	1,375	0	-100
JAMAICA	0	11,999	-	0	14,091	-
DOMINICAN REPUBLIC	18,000	20,000	11.11	35,608	38,650	8.54
EL SALVADOR	20,000	0	-100	34,000	0	-100
DOMINICA	21,600	0	-100	11,818	0	-100
UNITED KINGDOM	2,164,301	1,030,739	-52.38	3,194,447	1,413,404	-55.75
NETHERLANDS	11,679,298	8,228,243	-29.55	15,802,212	11,461,535	-27.47
FRANCE	774,701	723,063	-6.67	1,419,014	627,895	-55.75
GERMANY, FED. REP. OF	3,143,583	3,586,051	14.08	5,617,960	6,308,417	12.29
AUSTRIA	330	0	-100	16,500	0	-100
BELGIUM	9,927,250	4,241,501	-57.27	15,738,933	8,986,006	-42.91
SWITZERLAND	137,011	6,202	-95.47	267,484	70,142	-73.78
DENMARK	479,910	819,650	70.79	416,781	632,994	51.88
NORWAY	53,309	61,965	16.24	120,070	34,080	-71.62
SWEDEN	440,000	224,000	-49.09	692,051	332,802	-51.91
FINLAND	620,100	637,000	2.73	847,398	980,418	15.7
IRELAND	49,400	115,668	134.15	437,108	173,502	-60.31
ITALY	985,839	1,547,085	56.93	1,571,866	1,531,561	-2.56
SPAIN	2,108,884	3,230,146	53.17	3,171,543	3,214,191	1.34
PORTUGAL	140,000	0	-100	193,460	0	-100
GREECE	243,060	57,541	-76.33	355,056	56,395	-84.12
DEMOCRATIC REPUBLIC OF THE	163,062	58,000	-64.43	245,548	107,200	-56.34
HUNGARY	29,400	29,403	0.01	68,062	73,414	7.86
POLAND	1,968,000	402,499	-79.55	2,675,175	618,356	-76.89
ROMANIA	0	105,000	-	0	118,227	-
BULGARIA	111,610	19,537	-82.5	187,450	15,474	-91.74
BELARUS	0	19,980	-	0	10,989	-
UKRAINE	158,750	545,000	243.31	280,963	753,744	168.27
LITHUANIA	240,980	2,575,960	968.95	394,288	1,825,304	362.94
LATVIA	35,000	0	-100	57,560	0	-100
ESTONIA	86,398	20,000	-76.85	76,313	18,319	-75.99
CROATIA	0	35,000	-	0	53,076	-
SLOVENIA	227,499	105,500	-53.63	334,359	183,674	-45.07
CZECH REPUBLIC	92,000	85,000	-7.61	138,108	80,323	-41.84
RUSSIA FEDERATION	3,240,018	1,181,599	-63.53	4,310,008	1,415,136	-67.17
-LAINNYA	61,088,423	22,096,466	-63.83	48,457,873	8,482,695	-82.49
JAPAN	32,046	63	-99.8	32,005	497	-98.45
HONG KONG	652	1,043	59.97	3,009	4,210	39.91
KOREA, REPUBLIC OF	18,006,567	5,991,102	-66.73	13,644,890	1,628,572	-88.06
TAIWAN	21,157	1,077	-94.91	23,759	4,711	-80.17
CHINA	512,817	55,910	-89.1	643,538	65,497	-89.82
THAILAND	19,159,162	122,471	-99.36	15,767,299	145,415	-99.08
SINGAPORE	11,794,939	15,278,238	29.53	9,160,800	5,875,199	-35.87
PHILIPPINES	200,012	526,663	163.32	98,913	539,339	445.27
MALAYSIA	6,252,993	35,780	-99.43	4,952,771	57,018	-98.85
BRUNEI DARUSSALAM	17,014	0	-100	18,440	0	-100
VIET NAM	14,039	1,248	-91.11	22,295	6,240	-72.01
INDIA	468	1,337	185.68	746	1,885	152.68
PAKISTAN	1,298	0	-100	5,979	0	-100
BANGLADESH	47,999	29,962	-37.58	80,840	76,387	-5.51
SRI LANKA	5,850	696	-88.1	12,548	1,170	-90.68
IRAN (ISLAMIC REPUBLIC OF)	0	58	-	0	5	-
JORDAN	0	27,153	-	0	35,585	-
LEBANON	0	14,475	-	0	28,053	-
TURKEY	2,232	0	-100	3,030	0	-100
UNITED ARAB EMIRATES	285	5,027	1663.86	1,046	6,456	517.21
AUSTRALIA	17,301	154	-99.11	23,822	708	-97.03
NEW ZEALAND	1,488	0	-100	1,967	0	-100
UNITED STATES	5,000,090	3,959	-99.92	3,960,101	5,727	-99.86
NETHERLANDS	1	28	2700	2	14	600

TABEL 5. PERKEMBANGAN EKSPOR INDONESIA MENURUT KOMODITI DAN NEGARA TUJUAN

JENIS BARANG	BERAT BERSIH (KG)		PERUB %	NILAI FOB (US \$)		PERUB %
	JAN-MAR 2008	JAN-MAR 2009		JAN-MAR 2008	JAN-MAR 2009	
(1)	(2)	(3)	(4)	(5)	(6)	(7)
FRANCE	11	0	-100	70	0	-100
GERMANY, FED. REP. OF	2	22	1000	3	7	133.33
PUPUK	44,530,879	70,960,908	59.35	13,286,232	35,059,877	163.88
JAPAN	9,386,390	6,805,766	-27.49	1,273,927	1,046,950	-17.82
HONG KONG	0	390	-	0	560	-
KOREA, REPUBLIC OF	700,000	820,040	17.15	67,800	484,907	615.2
TAIWAN	162,690	364,322	123.94	31,151	66,194	112.49
CHINA	20,000	6,360,100	31700.5	6,100	3,795,302	62118.07
THAILAND	58	18,080	31072.41	40	18,924	47210
SINGAPORE	123,000	990,166	705.01	11,363	355,918	3032.25
PHILIPPINES	5,042,765	219,998	-95.64	1,552,400	45,210	-97.09
MALAYSIA	1,468,999	43,504,719	2861.52	211,732	23,125,319	10821.98
MYANMAR (FORM. BURMA)	0	500,000	-	0	272,050	-
BRUNEI DARUSSALAM	60,631	0	-100	3,028	0	-100
VIET NAM	1,115,000	6,374,000	471.66	123,175	3,802,460	2987.04
INDIA	0	500,000	-	0	475,000	-
BANGLADESH	3,000,000	43,000	-98.57	970,500	23,586	-97.57
OMAN	66,000	173,250	162.5	13,530	16,800	24.17
TURKEY	0	60,000	-	0	45,055	-
UNITED ARAB EMIRATES	24,000	0	-100	4,920	0	-100
KENYA	230,000	689,999	200	110,400	456,573	313.56
AUSTRALIA	1,910,999	2,565,499	34.25	438,138	716,064	63.43
NEW ZEALAND	352,000	524,999	49.15	62,484	139,500	123.26
EAST TIMOR	0	60,000	-	0	36,036	-
UNITED STATES	20,606,163	39,600	-99.81	8,066,707	15,048	-99.81
BRAZIL	86,184	0	-100	308,807	0	-100
NETHERLANDS	0	57,450	-	0	35,760	-
FRANCE	66,000	0	-100	8,580	0	-100
LUXEMBOURG	0	1,000	-	0	157	-
IRELAND	110,000	264,000	140	21,450	72,600	238.46
MALTA	0	24,530	-	0	13,904	-
PRODUK PHARMASI	2,433,107	2,302,420	-5.37	39,407,085	46,328,717	17.56
JAPAN	45,618	43,136	-5.44	2,595,978	5,089,320	96.05
HONG KONG	15,133	46,657	208.31	298,165	892,851	199.45
KOREA, REPUBLIC OF	34,306	24,478	-28.65	5,971,299	4,716,308	-21.02
TAIWAN	593	4,639	682.29	45,179	48,339	6.99
CHINA	20,840	8,907	-57.26	429,974	124,650	-71.01
MONGOLIA	18,660	8,711	-53.32	72,922	66,219	-9.19
MACAU	1,025	27,617	2594.34	12,602	1,310	-89.6
PAPUA NEW GUINEA	4,553	127	-97.21	14,030	529	-96.23
THAILAND	350,077	301,449	-13.89	3,694,727	4,153,872	12.43
SINGAPORE	92,828	121,209	30.57	1,004,537	1,260,084	25.44
PHILIPPINES	367,706	363,665	-1.1	4,178,932	6,215,017	48.72
MALAYSIA	253,436	218,942	-13.61	1,351,650	1,298,317	-3.95
MYANMAR (FORM. BURMA)	256,161	162,098	-36.72	1,265,502	1,309,938	3.51
CAMBODIA	52,660	29,893	-43.23	747,397	735,851	-1.54
BRUNEI DARUSSALAM	5,091	1,885	-62.97	27,772	16,313	-41.26
NEPAL	2,467	1,869	-24.24	327,125	20,940	-93.6
VIET NAM	63,732	52,895	-17	2,338,383	1,759,570	-24.75
MALDIVES	0	30	-	0	3,180	-
INDIA	2,648	2,347	-11.37	4,906,556	4,451,094	-9.28
PAKISTAN	36,011	24,276	-32.59	219,724	289,410	31.72
SRI LANKA	143,594	173,258	20.66	996,596	989,087	-0.75
AFGHANISTAN	13,576	0	-100	77,629	0	-100
SAUDI ARABIA	504	2,025	301.79	945	1,931	104.34
JORDAN	3,806	0	-100	21,600	0	-100
YEMEN	735	0	-100	38,231	0	-100
SYRIA ARAB REPUBLIC	0	1,502	-	0	61,599	-
UNITED ARAB EMIRATES	4,985	1,760	-64.69	53,149	7,853	-85.22
QATAR	0	1,537	-	0	17,900	-
BAHRAIN	605	0	-100	12,192	0	-100
EGYPT	5	32,089	641680	4	21,887	547075
ALGERIA	806	872	8.19	213,000	227,300	6.71
ERITREA	0	1,131	-	0	68,202	-
ETHIOPIA	4,858	0	-100	252,714	0	-100
TANZANIA, UNITED REPUBLIC O	5,517	0	-100	5,257	0	-100
MADAGASCAR	0	507	-	0	30,564	-
KENYA	2,279	602	-73.58	129,020	64,999	-49.62
EQUATORIAL GUINEA	14,360	0	-100	161,709	0	-100
TOGO	19,750	49,313	149.69	70,728	502,643	610.67
LIBERIA	602	0	-100	31,339	0	-100
NIGERIA	239,006	259,354	8.51	2,872,879	6,535,632	127.49
GABON	12,380	0	-100	136,741	0	-100
COTE D'IVOIRE	1,020	21,429	2000.88	26,313	984,356	3640.95
SENEGAL	385	3,491	806.75	20,020	35,376	76.7
BENIN	21,652	17,012	-21.43	139,630	69,622	-50.14

TABEL 5. PERKEMBANGAN EKSPOR INDONESIA MENURUT KOMODITI DAN NEGARA TUJUAN

JENIS BARANG	BERAT BERSIH (KG)		PERUB	NILAI FOB (US \$)		PERUB
	JAN-MAR 2008	JAN-MAR 2009	%	JAN-MAR 2008	JAN-MAR 2009	%
(1)	(2)	(3)	(4)	(5)	(6)	(7)
GAMBIA	0	404	-	0	25,439	-
SEYCHELLES	0	1,884	-	0	3,729	-
UGANDA	2,008	0	-100	104,489	0	-100
CENTRAL AFRICAN REPUBLIC	296	0	-100	15,400	0	-100
NIGER	1,802	0	-100	170,304	0	-100
CHAD	0	141	-	0	10,000	-
DJIBOUTI	0	4,469	-	0	24,863	-
SOUTH AFRICA	2,124	1,576	-25.8	48,925	91,824	87.68
ZAMBIA	1,164	1,601	37.54	60,561	86,520	42.86
BURUNDI	840	0	-100	48,300	0	-100
MAURITIUS	206	0	-100	10,976	0	-100
AUSTRALIA	140,236	146,726	4.63	2,268,015	2,663,525	17.44
NEW ZEALAND	30,796	28,233	-8.32	309,938	355,506	14.7
COOK ISLANDS	2,885	1,655	-42.63	1,793	2,216	23.59
FIJI	168	498	196.43	2,280	7,738	239.39
SAMOA	0	1,401	-	0	976	-
EAST TIMOR	18,241	4,458	-75.56	67,288	9,814	-85.41
UNITED STATES	52,138	62,955	20.75	27,859	48,645	74.61
MEXICO	743	446	-39.97	106,500	149,466	40.34
ECUADOR	12,366	0	-100	269,400	0	-100
BARBADOS	0	86	-	0	144	-
UNITED KINGDOM	1,660	4,008	141.45	6,184	163,350	2541.49
NETHERLANDS	353	1,046	196.32	86,705	125,002	44.17
FRANCE	16,084	370	-97.7	195,613	29,727	-84.8
GERMANY, FED. REP. OF	5,000	8,549	70.98	156,135	141,985	-9.06
AUSTRIA	2,657	0	-100	85,890	0	-100
BELGIUM	228	791	246.93	5,973	851	-85.75
SWITZERLAND	4,080	15,883	289.29	12,771	59,026	362.19
DENMARK	106	0	-100	18,963	0	-100
NORWAY	211	42	-80.09	14,443	60	-99.58
SWEDEN	227	0	-100	6,708	0	-100
FINLAND	12	0	-100	10	0	-100
PORTUGAL	1,752	0	-100	1,882	0	-100
POLAND	17,842	0	-100	280,368	0	-100
ROMANIA	2,155	1,455	-32.48	225,410	93,128	-58.69
TAJIKISTAN	0	358	-	0	18,370	-
UZBEKISTAN	659	2,673	305.61	30,352	144,750	376.9
RUSSIA FEDERATION	98	0	-100	5,500	0	-100
KULIT DAN BARANG DARI KULIT	3,006,226	2,108,328	-29.87	58,643,981	39,892,992	-31.97
JAPAN	57,503	23,619	-58.93	1,420,066	893,230	-37.1
HONG KONG	392,776	527,470	34.29	7,137,024	8,738,992	22.45
KOREA, REPUBLIC OF	92,801	111,423	20.07	661,789	1,014,830	53.35
TAIWAN	29,955	32,670	9.06	592,879	449,188	-24.24
CHINA	790,060	279,343	-64.64	15,283,724	4,812,885	-68.51
MACAU	0	505	-	0	18,733	-
THAILAND	131,623	161,836	22.95	2,634,041	2,187,407	-16.96
SINGAPORE	155,246	153,777	-0.95	4,366,156	2,034,819	-53.4
PHILIPPINES	5,355	7,553	41.05	99,609	66,283	-33.46
MALAYSIA	295,469	255,281	-13.6	5,211,120	4,364,769	-16.24
CAMBODIA	0	3,158	-	0	81,785	-
BRUNEI DARUSSALAM	434	148	-65.9	863	1,795	108
NEPAL	27	0	-100	2,940	0	-100
VIET NAM	134,002	69,850	-47.87	2,715,582	1,596,764	-41.2
MALDIVES	620	358	-42.26	6,385	14,384	125.28
INDIA	193,151	59,142	-69.38	2,391,416	1,166,386	-51.23
PAKISTAN	1,554	274	-82.37	14,384	8,583	-40.33
SRI LANKA	4,384	11,519	162.75	44,795	134,423	200.08
IRAN (ISLAMIC REPUBLIC OF)	12,457	8,063	-35.27	36,503	35,692	-2.22
SAUDI ARABIA	46	88	91.3	15,906	2,700	-83.03
ISRAEL	308	0	-100	960	0	-100
SYRIA ARAB REPUBLIC	106	0	-100	600	0	-100
TURKEY	0	8,279	-	0	37,662	-
UNITED ARAB EMIRATES	151	1,053	597.35	3,432	13,979	307.31
CYPRUS	0	171	-	0	1,763	-
EGYPT	42	0	-100	111	0	-100
TANZANIA, UNITED REPUBLIC O	0	4	-	0	68	-
MADAGASCAR	0	406	-	0	1,453	-
KENYA	0	14	-	0	406	-
REUNION	77	0	-100	257	0	-100
SENEGAL	0	3	-	0	10	-
SEYCHELLES	3	161	5266.67	15	448	2886.67
SOUTH AFRICA	1,269	0	-100	2,259	0	-100
MAURITIUS	457	0	-100	1,557	0	-100
AUSTRALIA	9,638	19,776	105.19	192,298	413,384	114.97
NEW ZEALAND	623	3,314	431.94	11,947	71,767	500.71
GUAM	26	41	57.69	316	481	52.22
NEW CALEDONIA	412	476	15.53	1,206	3,659	203.4

TABEL 5. PERKEMBANGAN EKSPOR INDONESIA MENURUT KOMODITI DAN NEGARA TUJUAN

JENIS BARANG	BERAT BERSIH (KG)		PERUB %	NILAI FOB (US \$)		PERUB %
	JAN-MAR 2008	JAN-MAR 2009		JAN-MAR 2008	JAN-MAR 2009	
(1)	(2)	(3)	(4)	(5)	(6)	(7)
VANUATU	0	794	-	0	980	-
FIJI	9	823	9044.44	40	15,096	37640
EAST TIMOR	0	472	-	0	462	-
UNITED STATES	154,031	151,478	-1.66	5,292,521	5,671,432	7.16
CANADA	1,160	922	-20.52	8,302	38,009	357.83
MEXICO	1,178	843	-28.44	65,303	26,216	-59.85
PANAMA	0	4	-	0	380	-
CHILE	2	0	-100	3	0	-100
JAMAICA	0	21	-	0	50	-
PUERTO RICO	41	14	-65.85	288	217	-24.65
DOMINICAN REPUBLIC	109	0	-100	228	0	-100
COSTA RICA	119	0	-100	300	0	-100
HAITI	0	451	-	0	868	-
BERMUDA	166	0	-100	790	0	-100
FRENCH POLYNESIA	316	141	-55.38	542	142	-73.8
NETHERLANDS ANTILLES	0	14	-	0	16	-
UNITED KINGDOM	10,487	8,738	-16.68	164,535	136,567	-17
NETHERLANDS	25,612	11,829	-53.81	177,282	215,726	21.69
FRANCE	18,295	11,688	-36.11	383,232	199,090	-48.05
GERMANY, FED. REP. OF	43,645	52,836	21.06	1,451,355	1,900,972	30.98
AUSTRIA	180	1,211	572.78	3,375	20,240	499.7
BELGIUM	3,845	76	-98.02	4,935	1,138	-76.94
SWITZERLAND	327	454	38.84	12,181	10,330	-15.2
DENMARK	512	422	-17.58	14,186	5,469	-61.45
NORWAY	940	10,422	1008.72	17,126	164,363	859.73
SWEDEN	3,864	466	-87.94	129,047	17,048	-86.79
FINLAND	56	0	-100	560	0	-100
IRELAND	0	237	-	0	306	-
ITALY	232,473	68,111	-70.7	6,084,715	2,735,032	-55.05
SPAIN	188,456	41,683	-77.88	1,851,828	509,645	-72.48
PORTUGAL	491	778	58.45	16,905	4,677	-72.33
GREECE	4,180	1,045	-75	7,758	5,297	-31.72
HUNGARY	0	104	-	0	134	-
POLAND	2,524	640	-74.64	101,559	31,507	-68.98
ROMANIA	0	27	-	0	109	-
BULGARIA	2,350	0	-100	3,498	0	-100
YUGOSLAVIA	0	1	-	0	10	-
CROATIA	271	1,784	558.3	1,253	12,607	906.15
SLOVAKIA	6	0	-100	169	0	-100
CZECH REPUBLIC	0	24	-	0	129	-
RUSSIA FEDERATION	6	0	-100	25	0	-100
KACA DAN BARANG DARI KACA	209,894,317	147,022,436	-29.95	112,595,245	75,600,404	-32.86
JAPAN	26,458,956	9,165,199	-65.36	22,040,100	7,364,569	-66.59
HONG KONG	363,839	404,691	11.23	884,070	320,309	-63.77
KOREA, DEMOCRATIC PEOPLE'S	0	14,288	-	0	10,319	-
KOREA, REPUBLIC OF	11,058,075	13,192,165	19.3	3,961,632	3,442,112	-13.11
TAIWAN	2,210,614	2,726,393	23.33	1,054,795	1,226,434	16.27
CHINA	3,242,776	3,266,113	0.72	2,900,708	2,079,110	-28.32
MONGOLIA	7,731	0	-100	6,750	0	-100
MACAU	0	39	-	0	495	-
PAPUA NEW GUINEA	142,791	2,696,625	1788.51	92,232	1,593,475	1627.68
THAILAND	12,576,162	6,386,731	-49.22	4,934,448	2,996,580	-39.27
SINGAPORE	6,338,060	2,779,644	-56.14	3,011,330	2,894,555	-3.88
PHILIPPINES	12,898,417	14,330,038	11.1	5,130,518	5,157,188	0.52
MALAYSIA	19,365,729	15,249,894	-21.25	7,675,531	5,489,810	-28.48
MYANMAR (FORM. BURMA)	988,804	1,050,025	6.19	451,008	288,671	-35.99
CAMBODIA	1,187,139	107,130	-90.98	269,905	41,018	-84.8
BRUNEI DARUSSALAM	145,398	175,802	20.91	68,665	73,364	6.84
NEPAL	0	11,730	-	0	11,520	-
VIET NAM	5,449,690	9,478,441	73.93	2,981,078	3,735,013	25.29
MALDIVES	27,828	7,490	-73.08	21,985	24,976	13.6
INDIA	14,472,814	8,343,399	-42.35	6,950,457	4,413,614	-36.5
PAKISTAN	2,650,852	3,745,902	41.31	2,178,617	2,465,088	13.15
BANGLADESH	1,630,933	1,234,402	-24.31	809,681	543,385	-32.89
SRI LANKA	1,005,184	808,328	-19.58	324,572	295,867	-8.84
AFGHANISTAN	276,004	78,939	-71.4	182,430	51,425	-71.81
IRAQ	0	94,506	-	0	109,987	-
IRAN (ISLAMIC REPUBLIC OF)	530,549	104,916	-80.23	449,923	100,005	-77.77
SAUDI ARABIA	1,186,980	621,734	-47.62	638,773	326,500	-48.89
ISRAEL	74,022	136,920	84.97	48,458	100,626	107.66
KUWAIT	528,039	660,622	25.11	213,906	269,556	26.02
JORDAN	463,129	1,756,726	279.32	365,391	903,811	147.35
LEBANON	1,066,147	71,852	-93.26	331,166	39,318	-88.13
YEMEN	193,729	890,459	359.64	128,049	552,413	331.41
OMAN	128,252	122,628	-4.39	80,950	56,996	-29.59
SYRIA ARAB REPUBLIC	973,104	1,132,810	16.41	981,082	762,306	-22.3
TURKEY	5,709,042	1,503,139	-73.67	3,394,685	869,019	-74.4

TABEL 5. PERKEMBANGAN EKSPOR INDONESIA MENURUT KOMODITI DAN NEGARA TUJUAN

JENIS BARANG	BERAT BERSIH (KG)		PERUB	NILAI FOB (US \$)		PERUB
	JAN-MAR 2008	JAN-MAR 2009	%	JAN-MAR 2008	JAN-MAR 2009	%
	(1)	(2)	(3)	(4)	(5)	(6)
UNITED ARAB EMIRATES	3,414,985	1,467,958	-57.01	2,179,333	749,874	-65.59
QATAR	162,238	371,526	129	139,548	102,120	-26.82
BAHRAIN	38,850	150,511	287.42	10,630	51,271	382.32
CYPRUS	1,815	10,151	459.28	2,172	6,903	217.82
EGYPT	3,030,375	4,703,232	55.2	1,883,091	2,757,912	46.46
LIBYAN ARAB JAMAHIRIYA	0	81,567	-	0	30,251	-
MOROCCO	61,882	25,451	-58.87	65,115	22,984	-64.7
TUNISIA	15,726	7,559	-51.93	7,783	21,769	179.7
ALGERIA	960,912	405,536	-57.8	544,905	183,821	-66.27
SUDAN	24,300	434,093	1686.39	16,706	287,214	1619.23
LESOTHO	0	13,830	-	0	11,115	-
NAMIBIA	189	823	335.45	1,684	570	-66.15
ETHIOPIA	0	139	-	0	222	-
TANZANIA, UNITED REPUBLIC O	97	67,302	69283.51	832	30,296	3541.35
MADAGASCAR	112,659	1,097,467	874.15	35,099	336,021	857.35
KENYA	2,052,704	2,263,763	10.28	567,750	515,162	-9.26
REUNION	7,030	269,608	3735.11	12,453	176,949	1320.93
MOZAMBIQUE	22,597	10,957	-51.51	12,121	4,858	-59.92
BOTSWANA	0	67	-	0	281	-
TOGO	58,500	0	-100	60,255	0	-100
GHANA	428,726	169,338	-60.5	172,509	74,852	-56.61
ANGOLA	96,626	546,716	465.81	39,763	240,083	503.78
CAMEROON	156,484	0	-100	32,851	0	-100
NIGERIA	1,322,616	265,626	-79.92	594,227	98,895	-83.36
SIERRA LEONE	15	0	-100	13	0	-100
GABON	495	100	-79.8	407	309	-24.08
COTE D'IVOIRE	177,702	103,322	-41.86	55,044	53,764	-2.33
SENEGAL	88,000	80,338	-8.71	89,793	64,536	-28.13
BENIN	59,593	12,720	-78.66	17,632	5,592	-68.28
U.S. VIRGIN ISLANDS	0	180	-	0	6,035	-
SEYCHELLES	472	15,578	3200.42	3,819	62,129	1526.84
UGANDA	0	241	-	0	570	-
DJIBOUTI	107,969	40,458	-62.53	17,511	25,092	43.29
SOUTH AFRICA	3,889,660	2,080,408	-46.51	1,918,825	1,034,963	-46.06
ZIMBABWE	71,342	11,778	-83.49	39,887	5,964	-85.05
BURUNDI	19,473	0	-100	6,735	0	-100
MAURITIUS	168,469	77,884	-53.77	96,886	42,981	-55.64
RWANDA	19,473	0	-100	6,696	0	-100
VIRGIN ISLANDS (BRITISH)	29	306	955.17	56	1,212	2064.29
AUSTRALIA	18,918,796	9,627,364	-49.11	9,794,104	6,571,420	-32.9
NEW ZEALAND	7,039,644	3,760,544	-46.58	2,515,551	1,208,706	-51.95
GUAM	462	542	17.32	1,827	488	-73.29
NEW CALEDONIA	64,427	46,257	-28.2	42,771	25,146	-41.21
SAINT VINCENT AND THE GREN.	267	23,144	8568.16	263	8,599	3169.58
VANUATU	343	24,928	7167.64	694	14,282	1957.93
WALLIS AND FUTUNA ISLANDS	97	0	-100	156	0	-100
COOK ISLANDS	108	425	293.52	1,575	1,439	-8.63
FIJI	32,203	76,384	137.2	40,259	31,538	-21.66
SAMOA	320,502	323	-99.9	139,793	1,374	-99.02
SOLOMON ISLANDS	105	10,322	9730.48	296	5,976	1918.92
TONGA	520	0	-100	394	0	-100
EAST TIMOR	65,517	199,494	204.49	40,545	157,941	289.54
UNITED STATES	5,258,258	2,601,931	-50.52	4,005,310	2,110,687	-47.3
CANADA	279,002	265,093	-4.99	245,992	157,753	-35.87
MEXICO	1,468,763	1,291,291	-12.08	752,660	804,284	6.86
GUATEMALA	139,501	474,150	239.89	127,621	174,086	36.41
NICARAGUA	29,772	0	-100	20,200	0	-100
PANAMA	643,759	702,878	9.18	393,163	370,297	-5.82
CUBA	21,667	17,688	-18.36	14,073	16,525	17.42
SURINAME	81,987	18,124	-77.89	52,137	11,916	-77.14
CHILE	93,622	759,461	711.2	73,023	447,668	513.05
VENEZUELA	164	25,573	15493.29	863	98,555	11320.05
ARGENTINA	143,983	275,380	91.26	101,165	156,549	54.75
BRAZIL	1,271,779	1,636,534	28.68	536,073	495,633	-7.54
COLOMBIA	461,316	416,945	-9.62	374,100	226,945	-39.34
BOLIVIA	0	21,990	-	0	11,574	-
URUGUAY	21,503	10,865	-49.47	14,803	7,647	-48.34
PARAGUAY	0	17,085	-	0	11,885	-
ECUADOR	473,922	247,159	-47.85	233,900	80,183	-65.72
PERU	105,911	51,229	-51.63	66,047	43,834	-33.63
GUYANA	20	0	-100	28	0	-100
TRINIDAD AND TOBAGO	41,936	871,262	1977.6	12,004	331,370	2660.5
BAHAMAS	232	0	-100	264	0	-100
JAMAICA	64,243	64,384	0.22	21,857	25,904	18.52
PUERTO RICO	281,908	467,292	65.76	201,579	271,814	34.84
DOMINICAN REPUBLIC	483,910	256,368	-47.02	245,090	93,174	-61.98
EL SALVADOR	68,739	43,920	-36.11	23,036	15,839	-31.24
COSTA RICA	29,576	59,862	102.4	16,439	34,494	109.83

TABEL 5. PERKEMBANGAN EKSPOR INDONESIA MENURUT KOMODITI DAN NEGARA TUJUAN

JENIS BARANG	BERAT BERSIH (KG)		PERUB %	NILAI FOB (US \$)		PERUB %
	JAN-MAR 2008	JAN-MAR 2009		JAN-MAR 2008	JAN-MAR 2009	
(1)	(2)	(3)	(4)	(5)	(6)	(7)
HAITI	36,603	263,493	619.87	17,261	92,672	436.89
BARBADOS	41,491	83,010	100.07	28,396	43,580	53.47
ANGUILLA	0	58	-	0	241	-
ARUBA	41,877	21,433	-48.82	22,421	13,931	-37.87
BERMUDA	95	29	-69.47	434	114	-73.73
CAPE VERDE	0	34,535	-	0	15,781	-
CAYMAN ISLANDS	284	0	-100	74	0	-100
DOMINICA	37,062	0	-100	12,261	0	-100
FRENCH GUIANA	387	1,433	270.28	1,563	5,617	259.37
FRENCH POLYNESIA	1,573	1,643	4.45	2,674	2,957	10.58
GRENADA	22,492	0	-100	6,879	0	-100
MARTINIQUE	389	402	3.34	1,318	813	-38.32
NETHERLANDS ANTILLES	2,512	3,145	25.2	4,887	10,106	106.79
SAINT LUCIA	0	46,459	-	0	16,777	-
GUADELOUPE	850	1,887	122	1,128	4,070	260.82
UNITED KINGDOM	744,547	397,989	-46.55	1,088,508	613,358	-43.65
NETHERLANDS	357,344	503,364	40.86	445,561	493,185	10.69
FRANCE	203,557	385,264	89.27	503,154	743,816	47.83
GERMANY, FED. REP. OF	470,976	388,990	-17.41	706,791	674,483	-4.57
AUSTRIA	1,124	1,277	13.61	3,927	28,240	619.12
BELGIUM	26,286	23,595	-10.24	84,246	87,371	3.71
SWITZERLAND	13,115	4,934	-62.38	73,785	27,147	-63.21
DENMARK	24,264	69,557	186.67	11,918	34,776	191.79
NORWAY	47,587	1,947	-95.91	28,439	2,069	-92.72
SWEDEN	32,815	19,694	-39.98	51,655	29,699	-42.51
FINLAND	49,778	280,240	462.98	60,963	204,989	236.25
IRELAND	3,980	977	-75.45	14,970	1,873	-87.49
ITALY	284,924	374,681	31.5	493,995	319,078	-35.41
SPAIN	16,003,065	436,099	-97.27	4,682,128	428,303	-90.85
PORTUGAL	135,606	53,831	-60.3	96,713	33,590	-65.27
GREECE	528,997	132,802	-74.9	226,581	97,778	-56.85
DEMOCRATIC REPUBLIC OF THE	0	39,719	-	0	41,485	-
HUNGARY	2,934	22,033	650.95	4,261	93,922	2104.22
POLAND	826,947	585,054	-29.25	588,745	598,154	1.6
ROMANIA	149,003	147,332	-1.12	99,038	116,041	17.17
BULGARIA	58,515	459,520	685.3	45,643	170,479	273.51
YUGOSLAVIA	131	87	-33.59	176	195	10.8
ALBANIA	0	38,120	-	0	20,391	-
AZERBAIJAN	0	3	-	0	15	-
KAZAKHSTAN	124,593	18,783	-84.92	179,857	25,946	-85.57
UKRAINE	465,949	208,212	-55.31	581,525	360,155	-38.07
LITHUANIA	16,743	19,482	16.36	24,029	26,855	11.76
ESTONIA	227	1,141	402.64	3,640	2,615	-28.16
GEORGIA	0	22,924	-	0	6,728	-
CROATIA	379,530	25,464	-93.29	213,088	29,497	-86.16
BOSNIA AND HERZEGOVINA	319,699	184,687	-42.23	196,043	151,320	-22.81
MALTA	10,558	80	-99.24	10,220	660	-93.54
SLOVAKIA	338	0	-100	787	0	-100
SLOVENIA	591	1,556	163.28	1,188	2,857	140.49
CZECH REPUBLIC	147,110	50,529	-65.65	112,003	45,120	-59.72
RUSSIA FEDERATION	446,613	162,498	-63.62	557,691	240,026	-56.96
KERTAS DAN BARANG DARI KE	1,064,557,827	1,029,188,629	-3.32	952,174,155	766,693,065	-19.48
JAPAN	95,721,597	101,642,534	6.19	97,159,192	96,582,718	-0.59
HONG KONG	28,586,686	19,784,197	-30.79	22,894,143	15,271,462	-33.3
KOREA, REPUBLIC OF	24,112,264	18,157,960	-24.69	20,358,587	15,568,232	-23.53
TAIWAN	33,430,744	38,322,975	14.63	24,283,686	19,397,649	-20.12
CHINA	78,008,780	60,159,047	-22.88	60,149,875	30,379,631	-49.49
MONGOLIA	0	103,520	-	0	54,557	-
MACAU	977	53,771	5403.68	163	38,973	23809.82
PAPUA NEW GUINEA	809,668	1,081,134	33.53	823,625	984,174	19.49
THAILAND	25,817,894	20,105,119	-22.13	24,743,702	16,194,884	-34.55
SINGAPORE	49,746,491	38,753,695	-22.1	36,652,152	26,297,700	-28.25
PHILIPPINES	21,100,072	29,973,490	42.05	20,840,349	18,725,358	-10.15
MALAYSIA	87,686,991	89,670,417	2.26	75,487,847	57,406,169	-23.95
MYANMAR (FORM. BURMA)	12,196,782	7,958,026	-34.75	8,721,444	4,801,916	-44.94
CAMBODIA	2,596,061	3,885,743	49.68	2,390,512	2,649,674	10.84
BRUNEI DARUSSALAM	261,439	188,788	-27.79	299,792	275,941	-7.96
LAO PEOPLE'S DEMOCRATIC RE	0	32,287	-	0	20,924	-
NEPAL	38,935	10,439	-73.19	64,881	193,086	197.6
VIET NAM	57,190,984	52,844,391	-7.6	47,676,913	34,750,227	-27.11
MALDIVES	238,107	179,825	-24.48	303,779	193,320	-36.36
INDIA	25,490,064	22,348,118	-12.33	18,610,277	17,037,213	-8.45
PAKISTAN	18,496,230	23,475,249	26.92	17,739,057	15,017,114	-15.34
BANGLADESH	8,762,189	11,287,644	28.82	7,812,575	7,030,348	-10.01
SRI LANKA	14,369,552	16,473,486	14.64	10,488,933	10,167,098	-3.07
AFGHANISTAN	124,887	25,251	-79.78	224,838	163,334	-27.35
IRAQ	11,228	0	-100	18,313	0	-100

TABEL 5. PERKEMBANGAN EKSPOR INDONESIA MENURUT KOMODITI DAN NEGARA TUJUAN

JENIS BARANG	BERAT BERSIH (KG)		PERUB	NILAI FOB (US \$)		PERUB
	JAN-MAR 2008	JAN-MAR 2009	%	JAN-MAR 2008	JAN-MAR 2009	%
(1)	(2)	(3)	(4)	(5)	(6)	(7)
IRAN (ISLAMIC REPUBLIC OF)	38,182,623	30,004,555	-21.42	32,268,782	22,725,660	-29.57
SAUDI ARABIA	40,640,895	33,106,174	-18.54	36,464,236	20,353,969	-44.18
ISRAEL	549,214	1,644	-99.7	463,101	1,393	-99.7
KUWAIT	4,848,264	1,967,272	-59.42	4,471,881	2,028,537	-54.64
JORDAN	9,152,087	9,818,108	7.28	8,833,798	7,232,863	-18.12
LEBANON	2,438,390	11,290,173	363.02	2,541,409	6,112,878	140.53
YEMEN	6,752,912	4,228,953	-37.38	6,224,067	2,994,827	-51.88
OMAN	2,575,956	2,562,117	-0.54	2,332,723	2,063,122	-11.56
SYRIA ARAB REPUBLIC	5,224,183	8,067,989	54.44	4,985,502	5,383,865	7.99
TURKEY	16,692,185	19,721,607	18.15	14,655,448	11,813,566	-19.39
UNITED ARAB EMIRATES	29,998,995	36,804,091	22.68	28,932,176	27,672,142	-4.36
QATAR	1,613,487	1,462,051	-9.39	1,907,186	1,592,270	-16.51
BAHRAIN	2,089,030	1,381,261	-33.88	2,075,357	1,289,763	-37.85
CYPRUS	1,061,001	2,767,109	160.8	1,062,317	2,104,319	98.09
EGYPT	13,922,410	18,148,914	30.36	12,702,481	13,404,372	5.53
LIBYAN ARAB JAMAHIRIYA	2,525,914	2,644,189	4.68	2,353,944	1,971,200	-16.26
MOROCCO	49,913	442,341	786.22	65,466	318,903	387.13
TUNISIA	451,143	347,288	-23.02	428,586	302,141	-29.5
SUDAN	9,303,684	7,439,755	-20.03	9,083,116	5,366,293	-40.92
ERITREA	49,575	0	-100	48,583	0	-100
NAMIBIA	48	71,726	149329.17	169	102,380	60479.88
ETHIOPIA	82,359	812,530	886.57	91,287	355,380	289.3
TANZANIA, UNITED REPUBLIC O	416,033	775,036	86.29	359,478	644,154	79.19
MADAGASCAR	1,034,789	333,232	-67.8	1,164,881	278,853	-76.06
SOMALIA	76,181	72,770	-4.48	309,050	73,584	-76.19
KENYA	1,955,313	3,507,122	79.36	1,790,378	2,327,613	30.01
REUNION	4,633,004	313,776	-93.23	3,813,668	302,974	-92.06
MOZAMBIQUE	313,221	343,075	9.53	342,140	360,714	5.43
EQUATORIAL GUINEA	38,024	0	-100	37,114	0	-100
TOGO	2,191,214	1,592,519	-27.32	2,362,544	1,168,540	-50.54
GHANA	4,445,941	4,363,838	-1.85	3,960,284	3,149,773	-20.47
LIBERIA	123,057	178,072	44.71	131,424	152,163	15.78
GUINEA	617,146	235,597	-61.82	625,929	202,024	-67.72
ANGOLA	345,147	132,094	-61.73	312,607	132,027	-57.77
CONGO	574,612	447,080	-22.19	534,295	471,538	-11.75
CAMEROON	1,110,104	2,221,465	100.11	1,130,413	1,533,688	35.68
NIGERIA	24,931,504	14,323,061	-42.55	21,379,570	9,819,356	-54.07
SIERRA LEONE	89,499	500,496	459.22	106,074	465,476	338.82
GABON	206,367	309,432	49.94	239,246	296,765	24.04
COTE D'IVOIRE	322,436	1,292,483	300.85	281,727	1,109,366	293.77
SENEGAL	1,181,834	787,225	-33.39	1,094,567	582,285	-46.8
MAURITANIA	413,365	111,368	-73.06	450,625	91,904	-79.61
MALI	53,169	0	-100	44,925	0	-100
BENIN	1,076,089	2,017,733	87.51	1,030,251	1,790,864	73.83
BURKINA FASO	2,436	6,344	160.43	5,528	6,654	20.37
GAMBIA	47,954	20,997	-56.21	48,544	15,269	-68.55
SEYCHELLES	33,965	2,641	-92.22	38,621	6,390	-83.45
UGANDA	87,635	178,155	103.29	101,882	173,092	69.89
NIGER	19,823	4,625	-76.67	17,842	6,050	-66.09
DJIBOUTI	10,243,805	3,883,142	-62.09	9,426,457	2,958,683	-68.61
SAO TOME AND PRINCIPE	14,967	18,549	23.93	14,500	13,982	-3.57
SWAZILAND	0	60	-	0	825	-
SOUTH AFRICA	12,260,623	12,497,161	1.93	10,897,847	9,448,424	-13.3
ZAMBIA	19,510	0	-100	41,276	0	-100
MALAWI	18,130	73,627	306.11	17,840	64,366	260.8
COMOROS	38,510	0	-100	39,668	0	-100
MAURITIUS	5,881,977	3,105,883	-47.2	4,049,539	2,021,625	-50.08
VIRGIN ISLANDS (BRITISH)	0	88,040	-	0	45,080	-
AUSTRALIA	44,752,729	34,330,618	-23.29	42,479,287	33,343,629	-21.51
NEW ZEALAND	7,481,901	5,858,524	-21.7	6,935,589	5,797,681	-16.41
GUAM	30,659	81,801	166.81	49,365	110,788	124.43
PALAU	17	0	-100	110	0	-100
NEW CALEDONIA	479,310	489,709	2.17	517,553	459,532	-11.21
NORTHERN MARIANA ISLANDS	3,399	0	-100	5,119	0	-100
VANUATU	51,959	25,286	-51.33	68,860	30,148	-56.22
WALLIS AND FUTUNA ISLANDS	0	602	-	0	788	-
AMERICAN SAMOA	17	0	-100	30	0	-100
COOK ISLANDS	186	10,908	5764.52	2,343	22,560	862.87
FIJI	1,022,237	518,884	-49.24	864,387	445,290	-48.48
KIRIBATI	220	5,053	2196.82	1,012	11,859	1071.84
SAMOA	24,670	16,754	-32.09	26,747	17,256	-35.48
SOLOMON ISLANDS	15,687	3,395	-78.36	36,068	14,281	-60.41
TONGA	19,249	0	-100	18,314	0	-100
TUVALU	1,017	1,031	1.38	2,547	1,541	-39.5
EAST TIMOR	94,221	347,526	268.84	86,594	386,953	346.86
UNITED STATES	68,704,332	53,069,855	-22.76	68,162,894	51,148,010	-24.96
CANADA	10,018,368	8,924,011	-10.92	9,650,019	7,964,889	-17.46
MEXICO	2,388,097	1,517,003	-36.48	2,320,412	1,283,397	-44.69

TABEL 5. PERKEMBANGAN EKSPOR INDONESIA MENURUT KOMODITI DAN NEGARA TUJUAN

JENIS BARANG	BERAT BERSIH (KG)		PERUB	NILAI FOB (US \$)		PERUB
	JAN-MAR 2008	JAN-MAR 2009	%	JAN-MAR 2008	JAN-MAR 2009	%
(1)	(2)	(3)	(4)	(5)	(6)	(7)
GUATEMALA	537,500	1,289,069	139.83	444,954	942,213	111.76
HONDURAS	37,430	1,111,039	2868.31	31,262	756,792	2320.8
NICARAGUA	747,435	729,215	-2.44	612,816	503,928	-17.77
PANAMA	256,248	1,303,199	408.57	237,120	1,013,591	327.46
CUBA	1,587,152	751,604	-52.64	1,230,963	703,844	-42.82
SURINAME	125,549	193,634	54.23	134,363	168,782	25.62
CHILE	692,705	1,156,675	66.98	749,872	1,071,758	42.93
VENEZUELA	384,160	851,778	121.72	378,449	750,513	98.31
ARGENTINA	1,478,979	411,623	-72.17	1,425,979	479,409	-66.38
BRAZIL	8,640,893	9,817,012	13.61	7,234,343	7,490,511	3.54
COLOMBIA	1,018,242	1,092,551	7.3	1,141,418	1,047,466	-8.23
BOLIVIA	271	399,554	147336.9	15,505	252,768	1530.24
URUGUAY	163,548	20,391	-87.53	160,711	30,774	-80.85
PARAGUAY	541,609	174,642	-67.75	490,528	139,161	-71.63
ECUADOR	1,584,235	2,765,751	74.58	1,702,836	2,359,206	38.55
PERU	2,313,117	1,888,757	-18.35	2,374,511	1,821,155	-23.3
GUYANA	81,113	640,865	690.09	69,654	394,762	466.75
TRINIDAD AND TOBAGO	314,440	94,145	-70.06	266,131	70,923	-73.35
BAHAMAS	24,697	11,407	-53.81	21,521	12,493	-41.95
JAMAICA	396,637	336,626	-15.13	389,083	275,244	-29.26
PUERTO RICO	555,811	1,394,455	150.89	521,001	1,038,008	99.23
BELIZE	48,615	0	-100	43,514	0	-100
DOMINICAN REPUBLIC	660,964	660,943	0	557,577	470,260	-15.66
EL SALVADOR	865,856	959,524	10.82	858,432	714,616	-16.75
COSTA RICA	1,971,240	3,584,164	81.82	1,668,393	2,443,331	46.45
HAITI	50,804	57	-99.89	35,054	126	-99.64
BARBADOS	17,526	35,682	103.59	14,897	34,746	133.24
BERMUDA	252	465	84.52	1,161	1,530	31.78
CAPE VERDE	18,548	0	-100	16,768	0	-100
CAYMAN ISLANDS	0	3	-	0	200	-
DOMINICA	61,892	185,976	200.48	51,159	130,224	154.55
FRENCH GUIANA	45	0	-100	35	0	-100
FRENCH POLYNESIA	287,779	424,209	47.41	332,537	445,908	34.09
GRENADA	515	0	-100	3,458	0	-100
MARTINIQUE	37,247	115,272	209.48	32,728	92,604	182.95
NETHERLANDS ANTILLES	17,311	82,147	374.54	18,423	75,915	312.07
GUADELOUPE	77,171	77,785	0.8	77,370	63,619	-17.77
UNITED KINGDOM	6,811,871	11,687,515	71.58	8,153,199	10,584,188	29.82
NETHERLANDS	1,560,737	5,320,860	240.92	2,823,590	4,639,610	64.32
FRANCE	1,286,705	2,004,783	55.81	1,912,375	2,102,491	9.94
GERMANY, FED. REP. OF	1,417,912	1,687,129	18.99	3,130,780	3,123,926	-0.22
AUSTRIA	477	25,284	5200.63	2,110	32,085	1420.62
BELGIUM	9,950,156	14,797,084	48.71	10,119,212	12,246,698	21.02
SWITZERLAND	5,376	7,280	35.42	20,418	19,033	-6.78
LUXEMBOURG	400	0	-100	870	0	-100
DENMARK	161,856	134,564	-16.86	402,998	357,629	-11.26
NORWAY	41,331	7,827	-81.06	52,891	28,898	-45.36
SWEDEN	282,852	193,741	-31.5	404,467	325,009	-19.65
FINLAND	183,043	150,183	-17.95	278,441	228,893	-17.79
IRELAND	398,618	655,436	64.43	523,683	875,938	67.26
ITALY	10,012,627	23,236,459	132.07	9,660,594	16,641,261	72.26
SPAIN	6,271,704	6,544,397	4.35	6,696,611	6,391,579	-4.56
PORTUGAL	2,248,824	1,049,313	-53.34	1,974,491	1,098,979	-44.34
GREECE	4,396,388	6,182,312	40.62	4,286,555	5,130,595	19.69
LIECHTENSTEIN	0	1	-	0	521	-
DEMOCRATIC REPUBLIC OF THE	677,378	1,831,838	170.43	625,564	1,932,824	208.97
HUNGARY	1,189	512,617	43013.29	1,413	340,079	23967.87
POLAND	187,265	672,591	259.17	256,384	521,724	103.49
ROMANIA	780,606	2,592,190	232.07	709,095	2,261,364	218.91
BULGARIA	150,663	568,874	277.58	144,024	410,306	184.89
YUGOSLAVIA	0	341,589	-	0	243,955	-
ALBANIA	201,338	434,811	115.96	219,301	354,478	61.64
ARMENIA	35,098	125,676	258.07	42,279	107,000	153.08
KAZAKHSTAN	296,785	62,702	-78.87	262,378	39,959	-84.77
UKRAINE	2,381,131	1,145,941	-51.87	2,461,386	867,266	-64.77
LITHUANIA	81,529	149,788	83.72	97,896	191,377	95.49
LATVIA	162,425	20,381	-87.45	175,390	32,676	-81.37
ESTONIA	18,641	97,412	422.57	37,101	130,414	251.51
GEORGIA	706,828	680,716	-3.69	663,836	638,253	-3.85
CROATIA	46,268	378,596	718.27	64,223	271,171	322.23
BOSNIA AND HERZEGOVINA	746,773	205,372	-72.5	629,747	113,351	-82
MALTA	115,402	235,104	103.73	125,412	200,611	59.96
SLOVAKIA	51	48,967	95913.73	8,365	43,370	418.47
SLOVENIA	14,060	2,415,504	17079.97	26,958	1,504,395	5480.51
CZECH REPUBLIC	402	164,011	40698.76	7,487	122,640	1538.04
RUSSIA FEDERATION	4,417,033	1,714,951	-61.17	4,663,871	1,597,891	-65.74
-GLISEROL DAN LARUTAN ALK/	8,456,310	12,023,233	42.18	4,141,560	1,963,927	-52.58

TABEL 5. PERKEMBANGAN EKSPOR INDONESIA MENURUT KOMODITI DAN NEGARA TUJUAN

JENIS BARANG	BERAT BERSIH (KG)		PERUB	NILAI FOB (US \$)		PERUB
	JAN-MAR 2008	JAN-MAR 2009	%	JAN-MAR 2008	JAN-MAR 2009	%
(1)	(2)	(3)	(4)	(5)	(6)	(7)
JAPAN	1,617,940	733,170	-54.68	928,172	123,091	-86.74
CHINA	2,500,000	9,259,900	270.4	625,000	1,216,182	94.59
SINGAPORE	0	6	-	0	9	-
PHILIPPINES	148,070	153,460	3.64	258,433	67,623	-73.83
MALAYSIA	3,300,000	760,000	-76.97	1,650,000	125,000	-92.42
INDIA	403,300	727,690	80.43	175,535	257,222	46.54
IRAN (ISLAMIC REPUBLIC OF)	108,000	0	-100	45,360	0	-100
SAUDI ARABIA	100,000	100,000	0	174,000	38,500	-77.87
YEMEN	19,000	0	-100	33,060	0	-100
EGYPT	0	220,000	-	0	97,000	-
SUDAN	240,000	0	-100	228,000	0	-100
CAMEROON	0	20,000	-	0	8,400	-
NEW ZEALAND	0	20,000	-	0	9,300	-
CANADA	0	29,007	-	0	21,600	-
VENEZUELA	20,000	0	-100	24,000	0	-100
-MARGARIN DAN LEMAK LAINN'	126,932,822	84,634,527	-33.32	126,858,671	58,030,281	-54.26
JAPAN	208,975	61,545	-70.55	198,662	75,433	-62.03
HONG KONG	2,179,721	1,499,191	-31.22	1,944,971	717,433	-63.11
KOREA, REPUBLIC OF	17,800	592,662	3229.56	25,632	379,660	1381.2
TAIWAN	212,361	205,603	-3.18	248,072	132,743	-46.49
CHINA	36,964,182	12,734,586	-65.55	33,976,433	6,971,784	-79.48
PAPUA NEW GUINEA	197,737	385,213	94.81	197,984	252,259	27.41
THAILAND	88,000	462,000	425	120,296	322,233	167.87
SINGAPORE	726,018	7,359,997	913.75	860,442	6,334,006	636.13
PHILIPPINES	1,934,956	2,547,587	31.66	2,045,130	1,600,041	-21.76
MALAYSIA	1,648,254	100,015	-93.93	1,888,858	125,019	-93.38
MYANMAR (FORM. BURMA)	115,209	721,079	525.89	133,866	506,566	278.41
VIET NAM	5,581,581	1,004,018	-82.01	5,432,630	874,756	-83.9
MALDIVES	1,822	8,363	359	2,934	8,352	184.66
INDIA	166,074	272,138	63.87	188,430	257,220	36.51
PAKISTAN	0	957,360	-	0	707,580	-
BANGLADESH	0	22,050	-	0	11,832	-
SRI LANKA	4,628,797	3,519,260	-23.97	4,328,764	1,883,400	-56.49
AFGHANISTAN	0	38,027	-	0	29,477	-
IRAQ	20,299,527	4,280,699	-78.91	17,311,532	3,168,602	-81.7
IRAN (ISLAMIC REPUBLIC OF)	923,066	1,675,055	81.47	1,259,628	1,351,045	7.26
SAUDI ARABIA	1,845,994	1,886,816	2.21	1,856,551	1,198,409	-35.45
ISRAEL	0	86,880	-	0	58,058	-
KUWAIT	33,600	16,800	-50	44,336	17,222	-61.16
JORDAN	0	124,288	-	0	75,714	-
LEBANON	302,600	160,000	-47.12	403,971	89,963	-77.73
YEMEN	0	80,000	-	0	50,000	-
OMAN	163,508	0	-100	233,660	0	-100
SYRIA ARAB REPUBLIC	399,350	1,109,237	177.76	484,629	820,463	69.3
TURKEY	1,692,000	2,038,560	20.48	1,839,998	1,574,400	-14.43
UNITED ARAB EMIRATES	202,633	235,932	16.43	259,007	144,223	-44.32
QATAR	20,100	19,080	-5.07	21,044	9,731	-53.76
EGYPT	2,577,950	3,683,800	42.9	2,988,378	2,647,611	-11.4
MOROCCO	20,400	62,999	208.82	30,396	42,504	39.83
ALGERIA	4,919,400	4,790,152	-2.63	5,400,534	2,920,208	-45.93
SUDAN	514,432	705,600	37.16	529,923	461,216	-12.97
ETHIOPIA	0	463,200	-	0	326,964	-
TANZANIA, UNITED REPUBLIC O	271,500	42,000	-84.53	258,692	22,234	-91.41
MADAGASCAR	0	21,000	-	0	11,340	-
KENYA	36,800	40,800	10.87	36,767	21,624	-41.19
MOZAMBIQUE	909,250	326,105	-64.13	884,876	193,752	-78.1
TOGO	281,883	622,920	120.99	257,587	383,918	49.04
GHANA	1,174,076	1,398,296	19.1	1,119,288	873,792	-21.93
LIBERIA	84,725	69,779	-17.64	83,613	51,398	-38.53
ANGOLA	436,575	2,335,575	434.98	401,796	1,470,781	266.05
CONGO	280,297	212,819	-24.07	307,045	139,829	-54.46
CAMEROON	278,446	532,150	91.11	294,297	313,720	6.6
NIGERIA	4,329,701	3,752,845	-13.32	4,423,221	2,197,948	-50.31
SIERRA LEONE	113,985	99,473	-12.73	104,968	62,920	-40.06
GABON	19,224	0	-100	18,818	0	-100
COTE D'IVOIRE	66,000	0	-100	64,680	0	-100
BENIN	2,946,605	1,088,301	-63.07	2,855,955	674,379	-76.39
GAMBIA	0	31,680	-	0	22,493	-
CHAD	204,149	0	-100	191,072	0	-100
DJIBOUTI	480,704	0	-100	484,102	0	-100
SAO TOME AND PRINCIPE	145,598	182,000	25	145,132	137,540	-5.23
SOUTH AFRICA	667,530	549,994	-17.61	1,118,784	524,426	-53.13
MALAWI	39,875	20,250	-49.22	38,651	12,285	-68.22
MAURITIUS	0	16,900	-	0	11,154	-
VIRGIN ISLANDS (BRITISH)	41,400	0	-100	41,400	0	-100
AUSTRALIA	970,779	1,199,323	23.54	973,029	745,201	-23.41
NEW ZEALAND	943,897	1,223,299	29.6	1,016,394	878,228	-13.59

TABEL 5. PERKEMBANGAN EKSPOR INDONESIA MENURUT KOMODITI DAN NEGARA TUJUAN

JENIS BARANG	BERAT BERSIH (KG)		PERUB	NILAI FOB (US \$)		PERUB
	JAN-MAR 2008	JAN-MAR 2009	%	JAN-MAR 2008	JAN-MAR 2009	%
(1)	(2)	(3)	(4)	(5)	(6)	(7)
FIJI	21,200	42,200	99.06	22,578	24,378	7.97
KIRIBATI	10,296	0	-100	18,533	0	-100
SOLOMON ISLANDS	53,645	52,306	-2.5	57,276	49,683	-13.26
EAST TIMOR	108,963	183,085	68.02	120,196	177,537	47.71
UNITED STATES	4,951	1,730	-65.06	13,216	4,951	-62.54
CANADA	19,975	127	-99.36	19,176	424	-97.79
TRINIDAD AND TOBAGO	0	100,101	-	0	69,803	-
JAMAICA	99,790	805,911	707.61	107,774	491,849	356.37
BARBADOS	0	140,147	-	0	97,405	-
CAPE VERDE	0	15,508	-	0	11,184	-
MARTINIQUE	0	16,918	-	0	10,225	-
NETHERLANDS	2	15,269	763350	2	18,421	920950
GERMANY, FED. REP. OF	180,000	0	-100	200,600	0	-100
SWITZERLAND	30	0	-100	76	0	-100
DENMARK	35,600	4,548,372	12676.33	49,092	2,653,765	5305.7
SWEDEN	245	0	-100	39	0	-100
PORTUGAL	5,713	0	-100	6,136	0	-100
GREECE	502,800	44,500	-91.15	589,830	32,656	-94.46
DEMOCRATIC REPUBLIC OF THE	282,810	203,250	-28.13	254,044	120,596	-52.53
ROMANIA	973,000	395,000	-59.4	1,107,639	325,610	-70.6
BULGARIA	842,340	801,718	-4.82	752,852	615,039	-18.31
KAZAKHSTAN	20,600	22,566	9.54	19,570	20,394	4.21
TAJIKISTAN	61,920	0	-100	73,069	0	-100
TURKMENISTAN	90,000	41,493	-53.9	154,665	38,857	-74.88
UKRAINE	2,481,653	3,766,701	51.78	3,906,619	3,698,991	-5.31
UZBEKISTAN	164,800	57,314	-65.22	165,212	41,806	-74.7
LITHUANIA	44,400	0	-100	61,938	0	-100
LATVIA	147,574	160,979	9.08	199,299	130,347	-34.6
ESTONIA	43,530	21,760	-50.01	74,741	44,608	-40.32
GEORGIA	0	81,999	-	0	69,290	-
CROATIA	20,000	0	-100	25,200	0	-100
SLOVENIA	20,000	318,333	1491.67	17,400	206,998	1089.64
RUSSIA FEDERATION	17,387,939	5,121,939	-70.54	19,465,041	4,180,375	-78.52
-SABUN MANDI DAN CUCI	129,233,124	125,602,286	-2.81	128,845,587	118,544,124	-8
JAPAN	2,566,116	2,370,166	-7.64	2,920,173	2,341,695	-19.81
HONG KONG	869,665	660,509	-24.05	969,856	872,441	-10.04
KOREA, DEMOCRATIC PEOPLE'S	17,352	386,774	2128.99	23,781	204,630	760.48
KOREA, REPUBLIC OF	1,528,259	771,153	-49.54	1,831,170	975,240	-46.74
TAIWAN	1,642,580	1,303,837	-20.62	2,152,361	1,523,816	-29.2
CHINA	7,297,902	6,821,115	-6.53	5,804,023	4,642,420	-20.01
MONGOLIA	183,738	52,089	-71.65	190,905	63,656	-66.66
PAPUA NEW GUINEA	1,628,579	2,132,057	30.92	1,449,456	1,429,280	-1.39
THAILAND	2,405,649	1,817,026	-24.47	2,854,726	2,336,576	-18.15
SINGAPORE	4,174,244	3,567,978	-14.52	5,548,285	4,189,649	-24.49
PHILIPPINES	3,267,888	3,457,677	5.81	3,295,504	3,325,775	0.92
MALAYSIA	15,818,985	16,816,594	6.31	14,548,542	15,887,056	9.2
MYANMAR (FORM. BURMA)	1,171,388	1,017,787	-13.11	1,005,641	907,043	-9.8
CAMBODIA	12,228	24,684	101.86	17,940	29,986	67.15
BRUNEI DARUSSALAM	361,701	409,059	13.09	313,580	496,634	58.38
VIET NAM	931,907	1,314,137	41.02	1,258,625	1,547,688	22.97
MALDIVES	419,190	535,761	27.81	519,487	604,843	16.43
INDIA	2,805,217	2,939,798	4.8	3,197,527	2,874,016	-10.12
PAKISTAN	2,543,723	2,004,498	-21.2	3,167,503	2,495,748	-21.21
BANGLADESH	101,760	68,843	-32.35	144,942	95,334	-34.23
SRI LANKA	122,536	24,848	-79.72	188,016	29,566	-84.27
AFGHANISTAN	142,988	100,120	-29.98	186,796	101,591	-45.61
IRAQ	33,207	937,041	2721.82	39,083	1,238,843	3069.77
IRAN (ISLAMIC REPUBLIC OF)	336,748	259,676	-22.89	311,736	383,398	22.99
SAUDI ARABIA	343,842	472,844	37.52	441,745	670,198	51.72
ISRAEL	48,824	12,872	-73.64	61,250	22,420	-63.4
KUWAIT	75,255	54,035	-28.2	92,580	68,030	-26.52
JORDAN	0	13,769	-	0	17,205	-
LEBANON	20,515	57,329	179.45	52,936	95,707	80.8
YEMEN	539,448	765,629	41.93	729,568	776,089	6.38
OMAN	0	10	-	0	68	-
SYRIA ARAB REPUBLIC	0	23,904	-	0	34,860	-
TURKEY	0	20,034	-	0	11,850	-
UNITED ARAB EMIRATES	4,542,998	5,956,349	31.11	5,727,181	7,770,833	35.68
QATAR	0	13,230	-	0	17,550	-
CYPRUS	6,935	5,981	-13.76	18,790	20,416	8.65
EGYPT	1,639,856	3,059,368	86.56	1,993,044	3,145,288	57.81
LIBYAN ARAB JAMAHIRIYA	653,814	1,290,921	97.44	553,560	1,278,941	131.04
MOROCCO	0	14,311	-	0	15,789	-
ALGERIA	622,696	1,490,031	139.29	524,476	896,489	70.93
SUDAN	2,325,194	375,385	-83.86	2,254,958	284,650	-87.38
ERITREA	1,115,110	418,950	-62.43	1,072,979	250,653	-76.64
NAMIBIA	1,717,433	1,417,337	-17.47	1,881,620	1,755,285	-6.71

TABEL 5. PERKEMBANGAN EKSPOR INDONESIA MENURUT KOMODITI DAN NEGARA TUJUAN

JENIS BARANG	BERAT BERSIH (KG)		PERUB	NILAI FOB (US \$)		PERUB
	JAN-MAR 2008	JAN-MAR 2009	%	JAN-MAR 2008	JAN-MAR 2009	%
(1)	(2)	(3)	(4)	(5)	(6)	(7)
ETHIOPIA	4,364,550	643,275	-85.26	3,221,989	563,977	-82.5
TANZANIA, UNITED REPUBLIC O	454,530	576,978	26.94	652,101	742,079	13.8
MADAGASCAR	2,017,908	933,976	-53.72	1,618,958	758,231	-53.17
SOMALIA	466,376	25,344	-94.57	184,074	28,160	-84.7
KENYA	185,980	186,604	0.34	217,520	189,724	-12.78
MOZAMBIQUE	2,531,523	1,305,745	-48.42	2,273,645	1,342,217	-40.97
EQUATORIAL GUINEA	122,728	203,568	65.87	124,969	223,111	78.53
TOGO	3,503,791	2,514,543	-28.23	3,786,107	2,362,769	-37.59
GHANA	6,831,178	5,938,445	-13.07	6,214,146	4,441,258	-28.53
LIBERIA	1,022,797	632,220	-38.19	1,099,344	462,504	-57.93
GUINEA	1,977,407	829,233	-58.06	1,391,446	606,350	-56.42
ANGOLA	7,280,245	6,611,243	-9.19	6,827,992	5,876,742	-13.93
CONGO	182,052	1,392,468	664.87	181,125	1,068,240	489.78
CAMEROON	813,628	2,181,838	168.16	714,682	2,075,228	190.37
NIGERIA	1,795,453	1,891,641	5.36	1,783,634	1,218,314	-31.69
SIERRA LEONE	800,901	1,144,175	42.86	787,002	1,144,005	45.36
GABON	324,629	310,506	-4.35	280,724	319,188	13.7
COTE D'IVOIRE	314,736	108,306	-65.59	348,829	100,119	-71.3
SENEGAL	301,075	717,531	138.32	270,728	597,651	120.76
MAURITANIA	1,193,002	1,351,758	13.31	1,151,913	1,363,402	18.36
MALI	151,014	704,731	366.67	127,414	707,359	455.17
BENIN	7,432,949	7,440,750	0.1	8,324,470	8,087,123	-2.85
BURKINA FASO	162,577	179,871	10.64	143,698	185,321	28.97
GUINEA BISSAU	18,304	43,140	135.69	17,965	36,916	105.49
GAMBIA	0	97,606	-	0	97,977	-
SEYCHELLES	27,018	46,139	70.77	27,572	49,543	79.69
UGANDA	0	3,236	-	0	2,318	-
CENTRAL AFRICAN REPUBLIC	0	76,698	-	0	84,306	-
NIGER	18,553	125,858	578.37	9,562	162,972	1604.37
CHAD	21,893	86,986	297.32	14,109	70,588	400.3
DJIBOUTI	5,762,672	4,968,065	-13.79	4,971,655	3,721,761	-25.14
SAO TOME AND PRINCIPE	79,750	10,350	-87.02	72,347	12,880	-82.2
SOUTH AFRICA	321,797	2,680,768	733.06	400,310	2,518,050	529.03
ZIMBABWE	14,968	0	-100	18,848	0	-100
MALAWI	3,364,500	1,651,500	-50.91	2,089,638	983,352	-52.94
COMOROS	49,752	75,631	52.02	46,988	75,337	60.33
BURUNDI	0	24,768	-	0	35,475	-
MAURITIUS	290,095	512,699	76.73	268,675	427,578	59.14
RWANDA	49,536	49,536	0	69,660	70,950	1.85
AUSTRALIA	864,120	1,603,997	85.62	1,141,505	1,522,563	33.38
NEW ZEALAND	65,382	59,394	-9.16	112,587	107,160	-4.82
MICRONESIA, FEDERATED STAT	65,873	68,217	3.56	54,521	71,647	31.41
GUAM	1,409	0	-100	2,019	0	-100
PALAU	10	0	-100	65	0	-100
NEW CALEDONIA	14	9,584	68357.14	29	28,063	96668.97
NORTHERN MARIANA ISLANDS	0	1,978	-	0	5,130	-
VANUATU	97,958	32,117	-67.21	76,403	26,320	-65.55
WALLIS AND FUTUNA ISLANDS	1,566	0	-100	4,318	0	-100
AMERICAN SAMOA	323	890	175.54	558	1,829	227.78
COOK ISLANDS	15,413	17,659	14.57	10,831	15,852	46.36
FIJI	1,332,631	1,029,022	-22.78	1,294,251	764,110	-40.96
KIRIBATI	64,500	166,975	158.88	65,823	187,098	184.24
MARSHALL ISLANDS	10,880	0	-100	8,075	0	-100
SAMOA	329,792	118,304	-64.13	330,423	121,751	-63.15
SOLOMON ISLANDS	105,827	115,852	9.47	129,520	120,267	-7.14
TONGA	15,063	671	-95.55	15,918	1,544	-90.3
TUVALU	18,741	8,585	-54.19	20,675	7,146	-65.44
EAST TIMOR	281,186	518,999	84.57	298,708	626,692	109.8
UNITED STATES	632,128	436,759	-30.91	800,460	453,815	-43.31
CANADA	4	21,673	541725	28	42,765	152632.14
MEXICO	29,999	15,000	-50	64,436	28,303	-56.08
GUATEMALA	53,307	44,235	-17.02	42,254	57,730	36.63
PANAMA	599,807	347,395	-42.08	684,954	398,094	-41.88
SURINAME	40,536	177,057	336.79	185,356	296,786	60.12
CHILE	253,804	320,511	26.28	221,365	382,377	72.74
COLOMBIA	15,425	1,085,803	6939.24	24,448	632,517	2487.19
BOLIVIA	286,757	97,058	-66.15	272,064	125,600	-53.83
PERU	29,376	41,350	40.76	33,701	59,018	75.12
TRINIDAD AND TOBAGO	118,050	0	-100	101,164	0	-100
JAMAICA	57,340	221,498	286.29	75,438	113,596	50.58
BELIZE	241	14,310	5837.76	1,400	16,375	1069.64
DOMINICAN REPUBLIC	11,808	0	-100	15,170	0	-100
EL SALVADOR	0	28,620	-	0	32,089	-
COSTA RICA	0	55,944	-	0	74,370	-
HAITI	810,522	986,040	21.65	895,015	850,813	-4.94
BARBADOS	31,275	6,010	-80.78	28,197	9,363	-66.79
BERMUDA	13	135	938.46	62	395	537.1
CAPE VERDE	41,271	39,997	-3.09	38,904	21,963	-43.55

TABEL 5. PERKEMBANGAN EKSPOR INDONESIA MENURUT KOMODITI DAN NEGARA TUJUAN

JENIS BARANG	BERAT BERSIH (KG)		PERUB	NILAI FOB (US \$)		PERUB
	JAN-MAR 2008	JAN-MAR 2009	%	JAN-MAR 2008	JAN-MAR 2009	%
(1)	(2)	(3)	(4)	(5)	(6)	(7)
FRENCH POLYNESIA	1,152	37,845	3185.16	1,480	19,410	1211.49
NETHERLANDS ANTILLES	155,445	0	-100	160,472	0	-100
GUADELOUPE	0	20,880	-	0	8,352	-
UNITED KINGDOM	153,896	42,171	-72.6	206,967	92,612	-55.25
NETHERLANDS	174,755	153,439	-12.2	253,693	199,927	-21.19
FRANCE	18,467	26,247	42.13	24,424	21,135	-13.47
GERMANY, FED. REP. OF	48,045	107	-99.78	38,826	4,376	-88.73
AUSTRIA	0	96,002	-	0	123,677	-
BELGIUM	98,689	326,478	230.81	90,856	202,276	122.63
SWITZERLAND	470	45	-90.43	4,099	80	-98.05
DENMARK	17,973	224	-98.75	34,655	1,066	-96.92
SWEDEN	259	192	-25.87	910	346	-61.98
ITALY	250,989	68,001	-72.91	250,166	40,190	-83.93
SPAIN	76,089	164,087	115.65	145,458	206,244	41.79
PORTUGAL	28,497	15,995	-43.87	27,983	48,087	71.84
MONTSERRAT	0	454	-	0	649	-
GREECE	57,875	5,000	-91.36	80,400	10,335	-87.15
DEMOCRATIC REPUBLIC OF THE	2,992,328	2,515,284	-15.94	2,856,719	1,222,053	-57.22
POLAND	100,012	248,000	147.97	54,010	219,416	306.25
ROMANIA	13,548	14,039	3.62	19,814	19,745	-0.35
BULGARIA	15,218	29,262	92.29	17,927	36,273	102.34
UKRAINE	320,000	0	-100	316,320	0	-100
UZBEKISTAN	0	284,498	-	0	136,380	-
CROATIA	1	18,506	1850500	4	14,494	362250
MALTA	12,720	33	-99.74	20,094	422	-97.9
SLOVENIA	0	203,749	-	0	97,425	-
RUSSIA FEDERATION	129,008	106,864	-17.16	111,481	73,693	-33.9
-BAHAN CELUP ORGANIK SINTE	8,149,988	3,970,091	-51.29	34,587,767	18,378,049	-46.87
JAPAN	1,123,806	297,093	-73.56	4,927,099	1,211,713	-75.41
HONG KONG	454,455	285,614	-37.15	2,185,948	1,351,132	-38.19
KOREA, REPUBLIC OF	367,132	133,244	-63.71	1,177,553	739,263	-37.22
TAIWAN	343,169	151,377	-55.89	1,697,514	1,048,861	-38.21
CHINA	1,254,656	1,129,414	-9.98	3,108,509	2,932,643	-5.66
THAILAND	131,120	93,366	-28.79	354,618	428,587	20.86
SINGAPORE	1,504,993	431,798	-71.31	8,255,128	3,096,839	-62.49
PHILIPPINES	11,490	55,570	383.64	31,405	137,286	337.15
MALAYSIA	54,416	23,611	-56.61	180,073	73,059	-59.43
VIET NAM	53,635	23,316	-56.53	218,902	141,563	-35.33
INDIA	14,469	14,449	-0.14	64,984	95,110	46.36
PAKISTAN	48,237	102,650	112.8	189,089	286,946	51.75
BANGLADESH	152,659	121,652	-20.31	442,585	306,129	-30.83
SRI LANKA	9,378	16,877	79.96	29,369	119,508	306.92
IRAN (ISLAMIC REPUBLIC OF)	0	2,366	-	0	6,006	-
JORDAN	0	2,000	-	0	12,215	-
TURKEY	124,925	202,639	62.21	636,962	948,314	48.88
EGYPT	9,913	0	-100	53,406	0	-100
MOROCCO	0	1,000	-	0	1,900	-
TANZANIA, UNITED REPUBLIC O	19,042	14,000	-26.48	48,710	68,286	40.19
NIGERIA	149,444	296	-99.8	157,200	1,800	-98.85
COTE D'IVOIRE	0	3,000	-	0	10,500	-
SOUTH AFRICA	5,039	2,000	-60.31	16,583	15,020	-9.43
AUSTRALIA	12,303	10,253	-16.66	50,553	55,508	9.8
NEW ZEALAND	160	75	-53.13	4,715	2,214	-53.04
FIJI	1,109	0	-100	10,354	0	-100
UNITED STATES	808,258	56,477	-93.01	2,918,479	483,339	-83.44
CANADA	3,969	3,969	0	28,183	36,817	30.64
MEXICO	77,808	33,037	-57.54	424,215	240,770	-43.24
NICARAGUA	0	5,300	-	0	38,421	-
CHILE	3,574	1,200	-66.42	16,419	10,224	-37.73
ARGENTINA	700	9,993	1327.57	10,137	92,672	814.2
BRAZIL	150,382	45,596	-69.68	824,335	307,431	-62.71
COLOMBIA	0	2,199	-	0	11,745	-
UNITED KINGDOM	45,127	101	-99.78	227,316	1,011	-99.56
NETHERLANDS	7,255	39,600	445.83	102,351	55,836	-45.45
GERMANY, FED. REP. OF	606,167	381,745	-37.02	3,854,885	3,107,110	-19.4
BELGIUM	30,834	17,755	-42.42	222,601	63,618	-71.42
SWITZERLAND	26,499	0	-100	137,970	0	-100
NORWAY	0	21,000	-	0	20,160	-
SWEDEN	39,600	39,600	0	49,896	55,836	11.9
ITALY	134,668	34,859	-74.11	394,102	134,657	-65.83
SPAIN	342,500	160,000	-53.28	1,419,899	628,000	-55.77
POLAND	27,097	0	-100	115,720	0	-100
-PREPARAT PEMBASMI KUMAN	13,724,361	14,231,538	3.7	37,782,562	43,486,250	15.1
JAPAN	807,807	1,327,333	64.31	946,541	1,474,621	55.79
HONG KONG	9,474	21,017	121.84	41,168	57,198	38.94
KOREA, REPUBLIC OF	841,930	406,523	-51.72	3,076,879	1,203,005	-60.9

TABEL 5. PERKEMBANGAN EKSPOR INDONESIA MENURUT KOMODITI DAN NEGARA TUJUAN

JENIS BARANG	BERAT BERSIH (KG)		PERUB	NILAI FOB (US \$)		PERUB
	JAN-MAR 2008	JAN-MAR 2009	%	JAN-MAR 2008	JAN-MAR 2009	%
(1)	(2)	(3)	(4)	(5)	(6)	(7)
TAIWAN	196,062	182,502	-6.92	608,428	711,188	16.89
CHINA	658,427	800,928	21.64	10,720,028	11,908,719	11.09
PAPUA NEW GUINEA	18,294	17,809	-2.65	13,325	10,335	-22.44
THAILAND	1,597,981	1,112,670	-30.37	3,737,293	4,691,140	25.52
SINGAPORE	1,627,410	982,376	-39.64	6,094,929	2,506,545	-58.87
PHILIPPINES	2,013,280	2,414,990	19.95	3,247,703	7,221,714	122.36
MALAYSIA	689,426	1,197,597	73.71	1,767,540	3,824,032	116.35
MYANMAR (FORM. BURMA)	107,520	61,440	-42.86	60,863	43,315	-28.83
BRUNEI DARUSSALAM	105	721	586.67	276	2,091	657.61
NEPAL	13,807	0	-100	24,246	0	-100
VIET NAM	279,052	372,595	33.52	1,993,272	2,960,833	48.54
MALDIVES	22,375	22,040	-1.5	41,076	47,283	15.11
INDIA	21,113	9,375	-55.6	18,524	6,538	-64.71
PAKISTAN	978,177	1,326,455	35.6	846,389	1,047,883	23.81
BANGLADESH	147,616	237,265	60.73	412,541	631,035	52.96
SRI LANKA	95,491	236,742	147.92	74,388	401,788	440.12
SAUDI ARABIA	0	1,870	-	0	16,470	-
JORDAN	0	25,607	-	0	25,923	-
LEBANON	94,591	73,656	-22.13	119,250	71,073	-40.4
OMAN	451	0	-100	2,585	0	-100
UNITED ARAB EMIRATES	9,666	1	-99.99	24,992	1	-100
TANZANIA, UNITED REPUBLIC O	221,231	126,735	-42.71	167,815	90,525	-46.06
MADAGASCAR	20,160	128,850	539.14	14,112	92,624	556.35
KENYA	4,200	8,400	100	5,000	6,000	20
TOGO	17,326	20,700	19.47	16,632	18,492	11.18
GHANA	23,328	0	-100	19,958	0	-100
GUINEA	19,696	0	-100	16,917	0	-100
COTE D'IVOIRE	42,930	0	-100	40,108	0	-100
BENIN	3,277	2,877	-12.21	10,080	6,624	-34.29
GAMBIA	0	1,875	-	0	4,177	-
SOUTH AFRICA	83,476	162,651	94.85	75,146	162,730	116.55
ZIMBABWE	17,993	0	-100	21,498	0	-100
ZAMBIA	20,160	0	-100	14,112	0	-100
MALAWI	40,320	0	-100	28,800	0	-100
MAURITIUS	86,741	49,894	-42.48	95,441	65,620	-31.25
AUSTRALIA	115,146	44,435	-61.41	117,924	49,728	-57.83
GUAM	2,250	2,250	0	3,669	3,944	7.5
NEW CALEDONIA	7,620	17,995	136.15	17,532	23,094	31.72
VANUATU	199	9,869	4859.3	302	9,204	2947.68
WALLIS AND FUTUNA ISLANDS	1,605	0	-100	4,421	0	-100
AMERICAN SAMOA	14,550	7,275	-50	22,181	10,991	-50.45
FIJI	22,166	22,274	0.49	25,682	19,532	-23.95
KIRIBATI	1,725	0	-100	1,311	0	-100
SAMOA	22,902	55,458	142.15	18,565	50,606	172.59
SOLOMON ISLANDS	0	190	-	0	694	-
TONGA	9,863	8,018	-18.71	7,554	8,378	10.91
TUVALU	0	104	-	0	156	-
EAST TIMOR	632	44,129	6882.44	489	89,253	18152.15
UNITED STATES	0	390	-	0	24,000	-
MEXICO	1,172,034	1,377,885	17.56	1,450,617	1,809,986	24.77
GUATEMALA	212,875	60,820	-71.43	210,557	74,630	-64.56
HONDURAS	383,328	141,379	-63.12	370,362	138,428	-62.62
NICARAGUA	133,147	96,547	-27.49	125,826	105,613	-16.06
SURINAME	1,145	0	-100	14,429	0	-100
VENEZUELA	0	65,892	-	0	88,943	-
PERU	4,808	2,389	-50.31	65,224	13,706	-78.99
TRINIDAD AND TOBAGO	9,041	9,041	0	7,120	10,127	42.23
JAMAICA	69,072	112,454	62.81	85,108	141,249	65.96
EL SALVADOR	124,516	121,664	-2.29	121,104	157,758	30.27
COSTA RICA	21,826	7,202	-67	32,467	9,785	-69.86
HAITI	122,168	201,565	64.99	79,329	175,213	120.87
BARBADOS	0	9,041	-	0	9,677	-
DOMINICA	0	34,454	-	0	44,444	-
FRENCH GUIANA	0	8,392	-	0	11,724	-
FRENCH POLYNESIA	38,865	35,781	-7.94	31,065	28,326	-8.82
GRENADA	0	9,041	-	0	8,676	-
MARTINIQUE	0	7,121	-	0	11,419	-
NETHERLANDS ANTILLES	0	1,543	-	0	14,694	-
SAINT LUCIA	0	9,041	-	0	8,777	-
GUADELOUPE	6,840	0	-100	10,971	0	-100
UNITED KINGDOM	0	26,001	-	0	99,579	-
NETHERLANDS	83,595	164,844	97.19	82,078	188,364	129.49
FRANCE	7,000	0	-100	52,934	0	-100
GERMANY, FED. REP. OF	14,617	0	-100	7,309	0	-100
BELGIUM	7,499	18	-99.76	5,026	17	-99.66
SWITZERLAND	41	2	-95.12	444	4	-99.1
FINLAND	117,522	69,053	-41.24	153,789	91,080	-40.78
ITALY	47,520	59,081	24.33	73,656	299,863	307.11

TABEL 5. PERKEMBANGAN EKSPOR INDONESIA MENURUT KOMODITI DAN NEGARA TUJUAN

JENIS BARANG	BERAT BERSIH (KG)		PERUB	NILAI FOB (US \$)		PERUB
	JAN-MAR 2008	JAN-MAR 2009	%	JAN-MAR 2008	JAN-MAR 2009	%
(1)	(2)	(3)	(4)	(5)	(6)	(7)
GREECE	117,351	37,590	-67.97	185,662	82,349	-55.65
GEORGIA	0	2,000	-	0	2,580	-
RUSSIA FEDERATION	0	15,816	-	0	260,137	-
-DAMAR TIRUAN, BAHAN PLAST	311,240,001	289,291,120	-7.05	519,661,419	382,045,142	-26.48
JAPAN	56,684,166	41,141,437	-27.42	103,341,570	62,576,999	-39.45
HONG KONG	8,806,485	5,691,051	-35.38	10,824,722	11,750,239	8.55
KOREA, REPUBLIC OF	3,101,262	2,341,130	-24.51	5,451,728	5,678,276	4.16
TAIWAN	4,608,363	3,035,283	-34.14	10,495,444	5,261,605	-49.87
CHINA	25,235,152	56,148,779	122.5	23,648,277	39,548,172	67.23
MONGOLIA	2,508	0	-100	7,323	0	-100
PAPUA NEW GUINEA	103,003	102,921	-0.08	262,495	345,964	31.8
THAILAND	7,522,336	5,896,847	-21.61	18,424,496	15,210,284	-17.45
SINGAPORE	19,918,188	16,501,970	-17.15	35,258,043	30,492,385	-13.52
PHILIPPINES	9,308,739	13,235,801	42.19	17,361,352	15,674,732	-9.71
MALAYSIA	28,625,149	17,596,988	-38.53	44,291,213	22,898,612	-48.3
MYANMAR (FORM. BURMA)	1,488,048	2,181,762	46.62	1,538,197	1,964,809	27.73
CAMBODIA	48,797	69,137	41.68	98,060	193,255	97.08
BRUNEI DARUSSALAM	70,023	120,014	71.39	138,868	201,803	45.32
LAO PEOPLE'S DEMOCRATIC RE	0	19,719	-	0	26,451	-
NEPAL	2,301	1	-99.96	8,751	1	-99.99
VIET NAM	13,312,026	12,643,061	-5.03	18,749,699	14,264,211	-23.92
MALDIVES	46,499	33,929	-27.03	109,025	59,022	-45.86
INDIA	4,468,596	6,612,942	47.99	6,365,306	7,453,553	17.1
PAKISTAN	1,163,833	1,083,772	-6.88	2,728,444	2,064,578	-24.33
BANGLADESH	7,394,388	7,052,715	-4.62	8,492,414	6,233,826	-26.6
SRI LANKA	2,378,025	2,118,107	-10.93	3,491,573	2,473,341	-29.16
AFGHANISTAN	0	38,716	-	0	49,971	-
IRAN (ISLAMIC REPUBLIC OF)	7,366	33,364	352.95	70,022	131,562	87.89
SAUDI ARABIA	891,614	1,275,571	43.06	2,743,036	4,417,920	61.06
ISRAEL	112,000	146,361	30.68	174,005	196,486	12.92
KUWAIT	143,667	119,737	-16.66	338,397	408,055	20.58
JORDAN	73,068	18,540	-74.63	167,711	34,620	-79.36
LEBANON	78,830	42,740	-45.78	188,102	62,564	-66.74
YEMEN	489,662	84,670	-82.71	678,444	165,067	-75.67
OMAN	74,580	22,387	-69.98	153,916	40,577	-73.64
SYRIA ARAB REPUBLIC	497,348	235,424	-52.66	832,737	528,130	-36.58
TURKEY	15,501,624	7,188,042	-53.63	19,708,035	5,397,469	-72.61
UNITED ARAB EMIRATES	1,655,957	1,427,170	-13.82	3,937,842	3,140,693	-20.24
QATAR	16,646	26,999	62.2	80,943	87,182	7.71
BAHRAIN	1,357,762	30,061	-97.79	1,309,339	74,890	-94.28
CYPRUS	1,900	0	-100	14,554	0	-100
EGYPT	2,067,175	3,005,687	45.4	2,501,225	2,560,488	2.37
LIBYAN ARAB JAMAHIRIYA	9,867	65,534	564.17	38,424	244,383	536.02
MOROCCO	63,156	179,826	184.73	171,887	523,830	204.75
TUNISIA	5,353	22,958	328.88	15,030	63,210	320.56
ALGERIA	1,158,368	15	-100	1,608,232	1,856	-99.88
SUDAN	182,223	7,096	-96.11	361,418	33,120	-90.84
NAMIBIA	0	33,131	-	0	114,374	-
ETHIOPIA	2,455	0	-100	7,399	0	-100
TANZANIA, UNITED REPUBLIC O	42,986	262,305	510.21	124,555	841,795	575.84
MADAGASCAR	123,775	46,878	-62.13	232,061	84,928	-63.4
SOMALIA	38,214	57,216	49.73	144,497	160,310	10.94
KENYA	1,253,765	598,270	-52.28	1,693,535	417,749	-75.33
REUNION	44,313	46,814	5.64	76,241	60,390	-20.79
MOZAMBIQUE	1,231	588	-52.23	1,308	612	-53.21
TOGO	152,338	300,004	96.93	297,963	433,434	45.47
GHANA	107,525	263,884	145.42	289,840	383,302	32.25
LIBERIA	25,411	0	-100	18,710	0	-100
GUINEA	442,487	233,570	-47.21	642,778	215,932	-66.41
ANGOLA	39,696	13,601	-65.74	61,126	31,013	-49.26
CAMEROON	107,233	44,997	-58.04	205,463	115,700	-43.69
NIGERIA	1,007,426	1,832,557	81.9	2,139,892	2,667,149	24.64
GABON	36,240	62,180	71.58	66,510	86,807	30.52
COTE D'IVOIRE	264,917	60,340	-77.22	665,717	310,249	-53.4
SENEGAL	20,232	40,881	102.06	53,969	111,636	106.85
MAURITANIA	38,694	56,470	45.94	68,013	71,218	4.71
MALI	77,506	139,308	79.74	125,775	215,414	71.27
BENIN	57,078	60,070	5.24	51,859	115,128	122
BURKINA FASO	14,869	7,334	-50.68	29,510	16,674	-43.5
GAMBIA	0	80	-	0	180	-
SEYCHELLES	487	345	-29.16	1,327	1,097	-17.33
UGANDA	5	1	-80	15	13	-13.33
NIGER	0	3,749	-	0	15,297	-
DJIBOUTI	14,483	5,534	-61.79	44,664	18,949	-57.57
SOUTH AFRICA	495,172	4,462,961	801.3	1,040,421	4,826,028	363.85
ZAMBIA	27,557	27	-99.9	47,079	129	-99.73
MAURITIUS	1,718,897	1,774,120	3.21	2,409,401	1,730,146	-28.19

TABEL 5. PERKEMBANGAN EKSPOR INDONESIA MENURUT KOMODITI DAN NEGARA TUJUAN

JENIS BARANG	BERAT BERSIH (KG)		PERUB	NILAI FOB (US \$)		PERUB
	JAN-MAR 2008	JAN-MAR 2009	%	JAN-MAR 2008	JAN-MAR 2009	%
(1)	(2)	(3)	(4)	(5)	(6)	(7)
AUSTRALIA	13,588,357	8,348,522	-38.56	22,353,413	11,726,392	-47.54
NEW ZEALAND	667,110	1,210,108	81.4	1,360,597	1,330,875	-2.18
GUAM	474	9,807	1968.99	4,963	13,505	172.11
NEW CALEDONIA	26,203	18,616	-28.95	94,659	122,384	29.29
NORTHERN MARIANA ISLANDS	0	1	-	0	1	-
VANUATU	4,083	3,555	-12.93	6,305	10,883	72.61
WALLIS AND FUTUNA ISLANDS	32	0	-100	50	0	-100
COOK ISLANDS	4,237	8	-99.81	7,032	99	-98.59
FIJI	173,523	169,395	-2.38	554,833	300,628	-45.82
KIRIBATI	24	0	-100	271	0	-100
SAMOA	17,608	615	-96.51	110,810	2,880	-97.4
SOLOMON ISLANDS	0	58,730	-	0	44,421	-
TONGA	15	6,392	42513.33	12	10,684	88933.33
EAST TIMOR	485,448	1,055,541	117.44	393,164	1,146,171	191.52
UNITED STATES	51,540,961	36,330,766	-29.51	90,018,454	47,640,366	-47.08
CANADA	653,028	738,223	13.05	1,635,943	1,749,376	6.93
MEXICO	267,605	395,140	47.66	1,066,241	1,290,826	21.06
GUATEMALA	253,170	154,299	-39.05	424,875	206,115	-51.49
HONDURAS	1,500	0	-100	8,606	0	-100
NICARAGUA	176	0	-100	214	0	-100
PANAMA	0	226	-	0	15,525	-
SURINAME	8,107	12,880	58.88	18,571	24,888	34.02
CHILE	24,231	1,018,033	4101.37	53,894	906,595	1582.18
VENEZUELA	7,258	12,547	72.87	6,777	133,105	1864.07
ARGENTINA	61,282	159,701	160.6	125,615	278,789	121.94
BRAZIL	109,132	1,396,468	1179.61	1,511,312	2,405,356	59.16
COLOMBIA	34,607	9,341	-73.01	439,708	94,834	-78.43
URUGUAY	187,225	114,002	-39.11	314,261	134,752	-57.12
PARAGUAY	18,500	2,056,000	11013.51	19,500	2,008,233	10198.63
ECUADOR	29,804	0	-100	60,952	0	-100
PERU	123,484	42,688	-65.43	376,655	239,556	-36.4
GUYANA	40,783	12,429	-69.52	67,977	16,212	-76.15
TRINIDAD AND TOBAGO	5,298	0	-100	40,802	0	-100
BAHAMAS	5,872	6	-99.9	8,803	6	-99.93
JAMAICA	16,537	8,938	-45.95	31,067	29,521	-4.98
PUERTO RICO	30,129	42,137	39.86	68,144	69,474	1.95
DOMINICAN REPUBLIC	90	6,123	6703.33	100	19,995	19895
EL SALVADOR	44,000	61,600	40	61,246	57,717	-5.76
COSTA RICA	123,442	16,001	-87.04	203,889	72,313	-64.53
HAITI	0	8	-	0	16	-
BARBADOS	3	20	566.67	31	75	141.94
ANTIGUA AND BARBUDA	0	230	-	0	420	-
ANGUILLA	0	490	-	0	1,740	-
BERMUDA	685	800	16.79	3,201	2,754	-13.96
CAYMAN ISLANDS	2,438	0	-100	553	0	-100
FRENCH GUIANA	640	1,539	140.47	1,096	1,254	14.42
FRENCH POLYNESIA	4,466	2,293	-48.66	17,024	6,013	-64.68
GRENADA	16	0	-100	108	0	-100
MARTINIQUE	394	147	-62.69	1,957	627	-67.96
NETHERLANDS ANTILLES	19,457	4,078	-79.04	4,211	3,364	-20.11
GUADELOUPE	1,088	2,514	131.07	1,196	3,047	154.77
UNITED KINGDOM	2,902,366	1,646,328	-43.28	6,770,215	3,412,448	-49.6
NETHERLANDS	1,156,782	1,127,926	-2.49	2,781,955	2,540,221	-8.69
FRANCE	1,018,931	976,968	-4.12	3,907,763	3,708,233	-5.11
GERMANY, FED. REP. OF	1,148,736	1,182,630	2.95	3,592,449	3,606,376	0.39
AUSTRIA	6,781	2,154	-68.23	57,558	7,028	-87.79
BELGIUM	2,652,267	8,027,448	202.66	6,468,967	10,253,125	58.5
SWITZERLAND	1,098,442	12,748	-98.84	1,804,390	165,704	-90.82
LUXEMBOURG	0	1,000	-	0	980	-
MONACO	0	12,072	-	0	37,007	-
DENMARK	47,448	68,001	43.32	171,663	170,751	-0.53
NORWAY	11,893	34,436	189.55	37,337	78,149	109.31
SWEDEN	114,252	54,300	-52.47	489,058	253,202	-48.23
FINLAND	49,272	45,043	-8.58	101,670	115,435	13.54
IRELAND	257,103	283,483	10.26	465,639	271,568	-41.68
ITALY	1,314,722	1,078,591	-17.96	3,000,154	2,331,322	-22.29
SPAIN	1,652,917	1,495,634	-9.52	3,504,279	3,126,984	-10.77
PORTUGAL	295,974	129,238	-56.33	756,394	506,070	-33.09
ICELAND	44,000	44,000	0	66,510	45,489	-31.61
GREECE	912,693	405,763	-55.54	1,742,753	1,099,217	-36.93
DEMOCRATIC REPUBLIC OF THE	57,678	37	-99.94	57,392	30	-99.95
HUNGARY	44,387	35,121	-20.88	117,114	80,199	-31.52
POLAND	499,115	127,208	-74.51	888,956	402,841	-54.68
ROMANIA	176,950	88,731	-49.86	347,446	188,289	-45.81
BULGARIA	47,290	380	-99.2	110,495	2,410	-97.82
ARMENIA	23,226	0	-100	68,266	0	-100
KAZAKHSTAN	0	6	-	0	52	-
UKRAINE	1,448,372	23,984	-98.34	2,260,803	94,989	-95.8

TABEL 5. PERKEMBANGAN EKSPOR INDONESIA MENURUT KOMODITI DAN NEGARA TUJUAN

JENIS BARANG	BERAT BERSIH (KG)		PERUB	NILAI FOB (US \$)		PERUB
	JAN-MAR 2008	JAN-MAR 2009	%	JAN-MAR 2008	JAN-MAR 2009	%
(1)	(2)	(3)	(4)	(5)	(6)	(7)
LITHUANIA	107,493	48,632	-54.76	192,353	76,259	-60.35
LATVIA	16,126	1,892	-88.27	31,585	9,312	-70.52
ESTONIA	0	38	-	0	1,348	-
CROATIA	34,444	6,828	-80.18	73,505	32,393	-55.93
BOSNIA AND HERZEGOVINA	4,906	4	-99.92	23,783	350	-98.53
MALTA	252	292	15.87	2,918	3,688	26.39
SLOVAKIA	442	7,926	1693.21	2,801	92,428	3199.82
SLOVENIA	87	0	-100	40	0	-100
CZECH REPUBLIC	2,947	4,393	49.07	22,091	13,443	-39.15
RUSSIA FEDERATION	678,140	831,449	22.61	1,544,098	1,616,171	4.67
-BAHAN KERTAS	633,568,615	603,761,241	-4.7	324,302,849	207,939,750	-35.88
JAPAN	36,089,423	27,986,205	-22.45	19,942,743	10,084,114	-49.43
KOREA, REPUBLIC OF	151,103,812	62,348,563	-58.74	66,214,884	20,517,942	-69.01
TAIWAN	31,016,329	17,240,040	-44.42	19,348,139	6,162,179	-68.15
CHINA	289,270,536	393,656,228	36.09	153,879,747	136,518,335	-11.28
THAILAND	3,302,376	800,947	-75.75	2,161,368	250,274	-88.42
SINGAPORE	500,685	0	-100	195,587	0	-100
PHILIPPINES	1,797,666	1,835,446	2.1	780,920	765,935	-1.92
MALAYSIA	0	126,525	-	0	82,818	-
VIET NAM	9,576,006	17,026,586	77.8	3,734,643	5,700,563	52.64
INDIA	44,032,214	25,980,156	-41	22,882,710	8,714,797	-61.92
PAKISTAN	0	779,520	-	0	245,393	-
BANGLADESH	5,744,378	18,726,348	225.99	3,285,861	6,148,913	87.13
IRAN (ISLAMIC REPUBLIC OF)	100,275	1,500,000	1395.89	59,162	527,213	791.13
SAUDI ARABIA	700,994	5,695,500	712.49	311,325	1,908,510	513.03
KUWAIT	996,505	3,986,400	300.04	388,637	1,296,668	233.65
JORDAN	198,774	0	-100	117,277	0	-100
LEBANON	19,802	999,900	4949.49	11,881	299,970	2424.79
UNITED ARAB EMIRATES	2,075,248	4,862,842	134.33	1,111,101	1,649,161	48.43
EGYPT	0	99,900	-	0	34,965	-
KENYA	0	79,920	-	0	23,976	-
AUSTRALIA	496,190	0	-100	262,981	0	-100
NETHERLANDS	9,410,814	3,998,400	-57.51	4,930,466	1,399,440	-71.62
FRANCE	9,939,990	2,998,929	-69.83	5,009,527	1,049,855	-79.04
FINLAND	0	38,044	-	0	10,044	-
ITALY	37,196,598	12,994,800	-65.06	19,673,890	4,548,180	-76.88
PORTUGAL	0	42	-	0	505	-
-ALAS KAKI (KULIT, KARET DAN	31,324,583	29,029,708	-7.33	430,850,826	424,884,810	-1.38
JAPAN	2,155,670	1,686,371	-21.77	25,198,813	21,552,628	-14.47
HONG KONG	388,889	347,859	-10.55	5,443,174	4,776,230	-12.25
KOREA, DEMOCRATIC PEOPLE'S	20,802	0	-100	312,730	0	-100
KOREA, REPUBLIC OF	729,297	604,710	-17.08	9,285,664	8,438,951	-9.12
TAIWAN	483,112	353,668	-26.79	3,275,937	3,262,558	-0.41
CHINA	1,289,192	914,891	-29.03	18,614,606	13,759,220	-26.08
PAPUA NEW GUINEA	35,135	19,137	-45.53	343,970	62,407	-81.86
THAILAND	168,285	148,897	-11.52	3,771,651	3,153,416	-16.39
SINGAPORE	1,051,454	909,583	-13.49	10,489,904	8,159,292	-22.22
PHILIPPINES	197,556	128,613	-34.9	1,891,779	1,150,626	-39.18
MALAYSIA	376,857	143,607	-61.89	3,369,922	1,614,597	-52.09
CAMBODIA	0	5,589	-	0	54,000	-
BRUNEI DARUSSALAM	7,145	7,488	4.8	66,192	57,103	-13.73
NEPAL	479	4,253	787.89	6,189	40,620	556.33
VIET NAM	28,935	22,980	-20.58	442,516	309,398	-30.08
MALDIVES	86,960	85,538	-1.64	87,682	107,556	22.67
INDIA	41,079	67,364	63.99	425,424	495,825	16.55
PAKISTAN	456	821	80.04	3,847	21,701	464.1
BANGLADESH	464	2,895	523.92	19,400	30,569	57.57
SRI LANKA	10,536	6,170	-41.44	18,268	62,166	240.3
IRAN (ISLAMIC REPUBLIC OF)	0	564	-	0	4,742	-
SAUDI ARABIA	24,351	41,394	69.99	144,114	166,992	15.87
ISRAEL	25,902	38,341	48.02	346,593	722,168	108.36
KUWAIT	3,535	0	-100	23,178	0	-100
JORDAN	5,996	6,940	15.74	21,732	43,307	99.28
LEBANON	6,279	29,435	368.78	62,338	119,226	91.26
YEMEN	4,522	40,748	801.11	4,293	36,066	740.11
OMAN	0	12	-	0	67	-
SYRIA ARAB REPUBLIC	3,688	8,607	133.38	54,258	49,179	-9.36
TURKEY	153,022	263,204	72	1,949,250	3,485,236	78.8
UNITED ARAB EMIRATES	146,608	157,531	7.45	1,690,646	1,714,040	1.38
QATAR	517	1,743	237.14	10,934	31,974	192.43
CYPRUS	4,884	1,802	-63.1	66,261	39,585	-40.26
EGYPT	14,409	11,232	-22.05	197,844	165,887	-16.15
MOROCCO	1,247	8,954	618.04	7,290	101,193	1288.11
TUNISIA	5,129	1,158	-77.42	74,163	14,521	-80.42
ALGERIA	1,666	15,709	842.92	35,552	19,871	-44.11
TANZANIA, UNITED REPUBLIC O	0	2,865	-	0	15,486	-

TABEL 5. PERKEMBANGAN EKSPOR INDONESIA MENURUT KOMODITI DAN NEGARA TUJUAN

JENIS BARANG	BERAT BERSIH (KG)		PERUB	NILAI FOB (US \$)		PERUB
	JAN-MAR 2008	JAN-MAR 2009	%	JAN-MAR 2008	JAN-MAR 2009	%
(1)	(2)	(3)	(4)	(5)	(6)	(7)
MADAGASCAR	11,865	20,880	75.98	17,753	20,156	13.54
KENYA	22,512	2,962	-86.84	65,172	24,690	-62.12
REUNION	3,575	5,709	59.69	30,895	38,699	25.26
MOZAMBIQUE	22,273	20,000	-10.21	5,555	5,355	-3.6
TOGO	3,359	397	-88.18	2,100	3,214	53.05
GHANA	12,000	8,453	-29.56	3,000	9,690	223
GUINEA	23,349	0	-100	52,200	0	-100
CONGO	24,139	36,000	49.14	13,844	9,000	-34.99
NIGERIA	0	14	-	0	29	-
SIERRA LEONE	0	159	-	0	20,693	-
GABON	1,035	38	-96.33	4,930	578	-88.28
COTE D'IVOIRE	281	202	-28.11	4,199	4,014	-4.41
SENEGAL	315	266	-15.56	4,510	4,508	-0.04
MAURITANIA	0	12,630	-	0	4,500	-
BENIN	7,358	0	-100	21,097	0	-100
GAMBIA	0	1,637	-	0	3,648	-
SEYCHELLES	148	244	64.86	2,655	1,155	-56.5
SOUTH AFRICA	237,100	308,126	29.96	3,706,548	4,329,784	16.81
MAURITIUS	8,950	9,838	9.92	20,438	15,898	-22.21
AUSTRALIA	502,708	380,176	-24.37	7,081,066	6,090,897	-13.98
NEW ZEALAND	67,765	50,231	-25.87	1,195,653	1,144,674	-4.26
NEW CALEDONIA	339	133	-60.77	2,940	11,175	280.1
VANUATU	2,987	2,928	-1.98	8,164	4,029	-50.65
AMERICAN SAMOA	4	0	-100	361	0	-100
COOK ISLANDS	146	0	-100	1,848	0	-100
FIJI	2,078	0	-100	26,519	0	-100
EAST TIMOR	37,184	165,195	344.26	109,068	157,618	44.51
UNITED STATES	6,306,570	6,155,508	-2.4	90,580,782	95,554,119	5.49
CANADA	250,803	261,369	4.21	3,635,033	4,043,523	11.24
MEXICO	1,071,429	616,147	-42.49	10,799,461	7,195,917	-33.37
HONDURAS	19,039	0	-100	133,254	0	-100
PANAMA	206,544	311,267	50.7	2,896,543	4,681,203	61.61
SURINAME	230	401	74.35	3,350	8,476	153.01
CHILE	113,826	99,558	-12.53	1,739,067	1,234,373	-29.02
VENEZUELA	3,052	47,254	1448.3	51,475	525,307	920.51
ARGENTINA	158,127	166,185	5.1	2,143,207	2,126,955	-0.76
BRAZIL	156,014	281,711	80.57	2,483,386	4,428,953	78.34
COLOMBIA	42,258	39,366	-6.84	560,581	586,774	4.67
BOLIVIA	2,332	4,757	103.99	34,833	113,582	226.08
URUGUAY	10,834	7,664	-29.26	171,534	146,790	-14.43
PARAGUAY	10,292	15,711	52.65	133,071	236,193	77.49
ECUADOR	17,805	12,810	-28.05	268,418	208,712	-22.24
PERU	14,929	59,252	296.89	182,931	863,329	371.94
JAMAICA	987	294	-70.21	13,191	4,080	-69.07
PUERTO RICO	2,864	2,459	-14.14	12,986	9,479	-27.01
DOMINICAN REPUBLIC	1,157	141	-87.81	2,297	1,126	-50.98
EL SALVADOR	513	2,325	353.22	10,692	57,800	440.59
COSTA RICA	326	9,251	2737.73	2,155	178,899	8201.58
HAITI	0	18	-	0	40	-
BARBADOS	22,007	64	-99.71	60,196	1,860	-96.91
ANTIGUA AND BARBUDA	12	0	-100	147	0	-100
BERMUDA	197	371	88.32	958	1,433	49.58
FRENCH POLYNESIA	4,222	3,721	-11.87	13,873	28,325	104.17
MARTINIQUE	70	186	165.71	426	280	-34.27
NETHERLANDS ANTILLES	1,477	1,486	0.61	12,425	33,790	171.95
GUADELOUPE	0	268	-	0	500	-
UNITED KINGDOM	2,279,192	2,400,420	5.32	29,955,087	35,356,345	18.03
NETHERLANDS	1,364,455	1,193,533	-12.53	19,425,620	20,078,667	3.36
FRANCE	697,102	682,465	-2.1	9,723,034	9,076,690	-6.65
GERMANY, FED. REP. OF	2,933,613	2,086,188	-28.89	46,464,268	37,511,217	-19.27
AUSTRIA	57,346	29,894	-47.87	885,186	353,631	-60.05
BELGIUM	2,992,440	3,366,223	12.49	43,892,137	50,360,413	14.74
SWITZERLAND	45,150	26,238	-41.89	625,996	403,138	-35.6
LUXEMBOURG	0	3,168	-	0	46,332	-
MONACO	914	387	-57.66	7,261	2,992	-58.79
DENMARK	467,535	385,083	-17.64	8,553,980	7,273,031	-14.97
NORWAY	27,296	44,056	61.4	556,960	828,430	48.74
SWEDEN	91,978	65,434	-28.86	1,397,025	905,495	-35.18
FINLAND	35,019	22,468	-35.84	1,289,981	428,132	-66.81
IRELAND	43,168	70,537	63.4	689,470	1,206,418	74.98
ITALY	1,725,790	2,036,373	18	27,268,215	29,259,801	7.3
SPAIN	583,848	411,251	-29.56	6,551,813	5,746,404	-12.29
PORTUGAL	79,730	31,308	-60.73	1,953,246	789,744	-59.57
ICELAND	0	1,351	-	0	31,994	-
GREECE	198,974	111,219	-44.1	2,448,022	1,521,583	-37.84
HUNGARY	19,179	11,349	-40.83	231,453	148,595	-35.8
POLAND	31,552	15,218	-51.77	305,263	401,722	31.6
ROMANIA	1,456	4,246	191.62	40,292	70,702	75.47

TABEL 5. PERKEMBANGAN EKSPOR INDONESIA MENURUT KOMODITI DAN NEGARA TUJUAN

JENIS BARANG	BERAT BERSIH (KG)		PERUB	NILAI FOB (US \$)		PERUB
	JAN-MAR 2008	JAN-MAR 2009	%	JAN-MAR 2008	JAN-MAR 2009	%
(1)	(2)	(3)	(4)	(5)	(6)	(7)
BULGARIA	33,715	33,332	-1.14	228,189	219,474	-3.82
YUGOSLAVIA	30,044	14,635	-51.29	433,821	188,295	-56.6
KAZAKHSTAN	1,487	4,968	234.1	38,420	81,533	112.21
UKRAINE	71,527	75,977	6.22	925,961	1,227,530	32.57
LITHUANIA	5,464	1,318	-75.88	146,662	59,480	-59.44
LATVIA	5,787	4,683	-19.08	59,314	43,188	-27.19
ESTONIA	3,008	0	-100	28,943	0	-100
CROATIA	8,182	16,100	96.77	110,433	117,197	6.12
BOSNIA AND HERZEGOVINA	718	0	-100	7,429	0	-100
SLOVAKIA	105,038	112,249	6.87	4,005,260	4,911,466	22.63
SLOVENIA	73,818	94,940	28.61	628,424	881,408	40.26
CZECH REPUBLIC	43,989	52,796	20.02	540,674	788,632	45.86
RUSSIA FEDERATION	382,625	403,866	5.55	5,350,086	6,550,906	22.44
-PRODUK KERAMIK	114,064,051	81,589,882	-28.47	74,160,616	47,330,115	-36.18
JAPAN	2,063,756	1,322,263	-35.93	6,914,633	3,829,984	-44.61
HONG KONG	186,014	155,899	-16.19	444,072	361,562	-18.58
KOREA, REPUBLIC OF	10,528,369	7,324,521	-30.43	4,404,134	3,460,857	-21.42
TAIWAN	9,669,686	3,933,212	-59.32	3,151,221	1,473,909	-53.23
CHINA	252,464	193,135	-23.5	732,636	342,758	-53.22
MACAU	1,758	8,429	379.47	27,867	100,306	259.95
PAPUA NEW GUINEA	6,471	204,625	3062.19	6,283	39,103	522.36
THAILAND	8,423,032	5,055,559	-39.98	2,941,190	1,802,000	-38.73
SINGAPORE	1,206,220	1,263,668	4.76	1,064,582	1,136,036	6.71
PHILIPPINES	3,315,823	5,570,709	68	1,094,950	1,251,614	14.31
MALAYSIA	11,452,221	11,997,476	4.76	2,823,001	3,077,488	9.01
MYANMAR (FORM. BURMA)	441,173	305,353	-30.79	74,235	53,624	-27.76
CAMBODIA	1,584,473	953,385	-39.83	311,678	238,261	-23.56
BRUNEI DARUSSALAM	523,268	1,109,413	112.02	135,210	269,996	99.69
LAO PEOPLE'S DEMOCRATIC RE	0	19,427	-	0	7,410	-
NEPAL	1,890	49,496	2518.84	10,362	19,525	88.43
VIET NAM	144,223	223,164	54.74	121,226	127,386	5.08
MALDIVES	305,993	76,496	-75	125,793	66,845	-46.86
INDIA	702,742	402,490	-42.73	1,038,907	698,621	-32.75
PAKISTAN	4,858,810	2,875,385	-40.82	1,027,272	619,284	-39.72
BANGLADESH	112,746	130,176	15.46	46,177	52,452	13.59
SRI LANKA	4,093,165	4,358,852	6.49	829,844	822,127	-0.93
IRAQ	0	527,122	-	0	117,627	-
IRAN (ISLAMIC REPUBLIC OF)	46,920	67,823	44.55	145,251	154,037	6.05
SAUDI ARABIA	5,914,460	3,143,447	-46.85	1,164,906	833,096	-28.48
ISRAEL	485,724	392,641	-19.16	111,995	228,236	103.79
KUWAIT	640,582	166,377	-74.03	112,544	54,394	-51.67
JORDAN	230,995	135,210	-41.47	60,399	43,741	-27.58
LEBANON	3,799	6,688	76.05	20,761	8,305	-60
YEMEN	110,978	1,419,266	1178.87	27,629	386,756	1299.82
OMAN	21	20,876	99309.52	276	19,874	7100.72
SYRIA ARAB REPUBLIC	605	5	-99.17	923	142	-84.62
TURKEY	504,980	372,908	-26.15	370,209	369,298	-0.25
UNITED ARAB EMIRATES	3,013,878	1,229,082	-59.22	1,744,491	1,174,762	-32.66
QATAR	1,268,857	297,413	-76.56	532,983	291,971	-45.22
BAHRAIN	124,912	126,596	1.35	62,287	94,486	51.69
CYPRUS	12,194	0	-100	21,163	0	-100
EGYPT	125,743	249,893	98.73	133,191	381,377	186.34
LIBYAN ARAB JAMAHIRIYA	0	261	-	0	600	-
MOROCCO	0	33,470	-	0	20,006	-
TUNISIA	10,955	13,355	21.91	30,023	33,638	12.04
ALGERIA	0	1,159	-	0	591	-
SUDAN	27,981	0	-100	27,385	0	-100
ETHIOPIA	0	88	-	0	141	-
TANZANIA, UNITED REPUBLIC O	150,656	0	-100	16,513	0	-100
MADAGASCAR	1,513	28,552	1787.11	2,375	9,542	301.77
KENYA	0	246	-	0	500	-
REUNION	667,790	523,535	-21.6	191,198	123,238	-35.54
MOZAMBIQUE	460	30,798	6595.22	283	52,856	18577.03
BOTSWANA	84,425	126,479	49.81	14,840	26,902	81.28
TOGO	17,539	0	-100	3,858	0	-100
GUINEA	0	3,077	-	0	5,958	-
ANGOLA	9,250	2,118	-77.1	1,485	1,719	15.76
CAMEROON	0	7,915	-	0	2,702	-
NIGERIA	69,227	226,174	226.71	53,988	102,959	90.71
GABON	258	490	89.92	212	662	212.26
SENEGAL	85	3,368	3862.35	108	3,193	2856.48
MAURITANIA	28,537	8,420	-70.49	7,539	3,000	-60.21
BENIN	994	0	-100	540	0	-100
GAMBIA	0	62	-	0	58	-
U.S. VIRGIN ISLANDS	0	456	-	0	1,978	-
SEYCHELLES	2,543	4,359	71.41	1,425	30,795	2061.05
DJIBOUTI	0	9,804	-	0	9,310	-

TABEL 5. PERKEMBANGAN EKSPOR INDONESIA MENURUT KOMODITI DAN NEGARA TUJUAN

JENIS BARANG	BERAT BERSIH (KG)		PERUB	NILAI FOB (US \$)		PERUB
	JAN-MAR 2008	JAN-MAR 2009	%	JAN-MAR 2008	JAN-MAR 2009	%
(1)	(2)	(3)	(4)	(5)	(6)	(7)
SAO TOME AND PRINCIPE	0	7,893	-	0	2,800	-
SOUTH AFRICA	3,889,251	660,351	-83.02	10,227,915	312,627	-96.94
MAURITIUS	1,539,859	1,380,464	-10.35	371,532	300,360	-19.16
VIRGIN ISLANDS (BRITISH)	0	235	-	0	83	-
AUSTRALIA	9,734,806	7,391,168	-24.07	3,913,276	3,817,177	-2.46
NEW ZEALAND	754,697	275,859	-63.45	306,369	106,786	-65.14
GUAM	3,160	2,831	-10.41	2,683	1,600	-40.37
PALAU	5	0	-100	32	0	-100
NEW CALEDONIA	26,767	5,413	-79.78	9,895	8,734	-11.73
SAINT VINCENT AND THE GREN. VANUATU	1,016	0	-100	1,828	0	-100
49,817	24,100	-51.62	83,948	11,591	-86.19	
WALLIS AND FUTUNA ISLANDS	409	0	-100	714	0	-100
AMERICAN SAMOA	41,157	23,696	-42.43	8,098	5,244	-35.24
COOK ISLANDS	2,242	354	-84.21	6,489	513	-92.09
FIJI	126,602	95,397	-24.65	60,740	62,223	2.44
SAMOA	0	117	-	0	502	-
SOLOMON ISLANDS	474	0	-100	1,265	0	-100
EAST TIMOR	229,972	418,424	81.95	141,314	297,460	110.5
UNITED STATES	10,101,917	5,366,289	-46.88	12,758,379	8,682,303	-31.95
CANADA	1,761,039	1,827,993	3.8	1,037,165	1,171,308	12.93
MEXICO	14,876	3,307	-77.77	43,275	30,363	-29.84
PANAMA	304,461	50,238	-83.5	79,014	14,488	-81.66
CHILE	120,240	24,819	-79.36	61,529	13,648	-77.82
VENEZUELA	0	169	-	0	402	-
ARGENTINA	3,204	4,695	46.54	3,161	13,812	336.95
BRAZIL	3,919	4,478	14.26	29,094	5,431	-81.33
COLOMBIA	42,627	11,151	-73.84	45,978	9,076	-80.26
URUGUAY	23,760	140	-99.41	5,472	321	-94.13
PERU	0	536	-	0	268	-
TRINIDAD AND TOBAGO	148,172	1,797	-98.79	48,985	4,419	-90.98
BAHAMAS	422	20,067	4655.21	480	12,489	2501.88
JAMAICA	533,545	125,711	-76.44	158,980	40,885	-74.28
PUERTO RICO	262,374	167,664	-36.1	129,462	67,850	-47.59
DOMINICAN REPUBLIC	5,509	9,555	73.44	6,314	29,903	373.6
COSTA RICA	8,235	22	-99.73	6,571	26	-99.6
HAITI	0	378	-	0	636	-
BARBADOS	267	902	237.83	788	728	-7.61
ANTIGUA AND BARBUDA	24,893	1	-100	7,791	283	-96.37
ANGUILLA	0	116	-	0	189	-
BERMUDA	271	149	-45.02	2,202	436	-80.2
CAYMAN ISLANDS	164	0	-100	36	0	-100
FRENCH GUIANA	21	2,025	9542.86	17	7,177	42117.65
FRENCH POLYNESIA	295,251	6,361	-97.85	36,535	14,686	-59.8
GRENADA	25,257	25,572	1.25	8,070	10,007	24
MARTINIQUE	87	2,080	2290.8	285	2,085	631.58
NETHERLANDS ANTILLES	56	757	1251.79	129	612	374.42
TURKS AND CAICOS ISLANDS	449	0	-100	743	0	-100
GUADELOUPE	1,085	171,411	15698.25	1,410	37,671	2571.7
UNITED KINGDOM	2,428,536	1,698,821	-30.05	4,240,500	2,769,684	-34.68
NETHERLANDS	448,209	346,043	-22.79	651,262	439,772	-32.47
FRANCE	427,237	596,876	39.71	637,407	845,072	32.58
GERMANY, FED. REP. OF	324,739	119,460	-63.21	492,408	216,172	-56.1
AUSTRIA	5,865	7,665	30.69	13,585	13,731	1.07
BELGIUM	691,731	803,013	16.09	1,371,089	623,586	-54.52
SWITZERLAND	26,808	15,924	-40.6	83,130	71,733	-13.71
MONACO	0	51,118	-	0	11,530	-
DENMARK	67,724	7,212	-89.35	45,372	26,502	-41.59
NORWAY	517,146	152,255	-70.56	362,830	58,048	-84
SWEDEN	659,745	357,470	-45.82	564,606	279,147	-50.56
FINLAND	30,068	27,389	-8.91	256,331	219,648	-14.31
IRELAND	2,041	46,011	2154.34	1,147	102,239	8813.6
ITALY	2,578,590	1,251,871	-51.45	2,031,469	1,355,574	-33.27
SPAIN	529,583	176,314	-66.71	722,602	279,805	-61.28
PORTUGAL	8,962	1,910	-78.69	21,546	2,848	-86.78
GREECE	669,532	798,092	19.2	234,856	264,340	12.55
HUNGARY	3,546	16,768	372.87	4,368	29,441	574.02
POLAND	14,808	8,317	-43.83	12,945	7,381	-42.98
ROMANIA	580	1,667	187.41	2,031	1,972	-2.9
BULGARIA	1,716	6,791	295.75	3,675	7,490	103.81
YUGOSLAVIA	568	1,197	110.74	679	2,422	256.7
AZERBAIJAN	110	0	-100	829	0	-100
UKRAINE	737,043	0	-100	277,822	0	-100
LATVIA	0	40	-	0	727	-
ESTONIA	25,978	893	-96.56	7,396	1,683	-77.24
CROATIA	40,339	26,581	-34.11	94,792	12,386	-86.93
BOSNIA AND HERZEGOVINA	379	0	-100	1,773	0	-100
MALTA	95,945	24,679	-74.28	28,732	10,083	-64.91
SLOVAKIA	957	702	-26.65	2,427	3,350	38.03

TABEL 5. PERKEMBANGAN EKSPOR INDONESIA MENURUT KOMODITI DAN NEGARA TUJUAN

JENIS BARANG	BERAT BERSIH (KG)		PERUB	NILAI FOB (US \$)		PERUB
	JAN-MAR 2008	JAN-MAR 2009	%	JAN-MAR 2008	JAN-MAR 2009	%
(1)	(2)	(3)	(4)	(5)	(6)	(7)
SLOVENIA	922	0	-100	1,577	0	-100
CZECH REPUBLIC	4,151	120,325	2798.7	9,435	57,981	514.53
REP. OF MACEDONIA	0	872	-	0	1,094	-
RUSSIA FEDERATION	207,000	96,255	-53.5	187,979	75,874	-59.64
-EMAS BATANGAN	9,467	8,638	-8.76	280,736,290	253,129,069	-9.83
JAPAN	35	25	-28.57	906,647	672,592	-25.82
HONG KONG	2,909	2,818	-3.13	87,686,749	82,108,019	-6.36
SINGAPORE	3,983	1,815	-54.43	117,087,087	51,997,912	-55.59
MALAYSIA	468	407	-13.03	14,387,362	11,920,962	-17.14
AUSTRALIA	2,059	2,045	-0.68	60,345,998	59,977,103	-0.61
SWITZERLAND	0	1,528	-	0	46,452,481	-
ITALY	13	0	-100	322,447	0	-100
-PESAWAT UDARA DAN BAGIAN	746,832	255,106	-65.84	19,603,405	18,234,196	-6.98
JAPAN	3,184	1,462	-54.08	392,245	47,312	-87.94
HONG KONG	4,829	222	-95.4	270,289	59,499	-77.99
KOREA, REPUBLIC OF	1,618	3,212	98.52	364,047	192,448	-47.14
TAIWAN	6,460	769	-88.1	177,481	18,800	-89.41
CHINA	402	283	-29.6	214,651	180,476	-15.92
THAILAND	1,726	2,956	71.26	167,764	577,109	244
SINGAPORE	372,587	77,625	-79.17	4,976,388	4,551,036	-8.55
PHILIPPINES	1,755	162	-90.77	11,075	1,102	-90.05
MALAYSIA	49,390	8,975	-81.83	880,803	732,764	-16.81
BRUNEI DARUSSALAM	99	196	97.98	14,349	19,316	34.62
VIET NAM	0	24	-	0	350	-
INDIA	6	0	-100	46	0	-100
PAKISTAN	215	40,077	18540.47	378,503	348,248	-7.99
BANGLADESH	0	18	-	0	1	-
SRI LANKA	280	380	35.71	5,000	4,728	-5.44
IRAN (ISLAMIC REPUBLIC OF)	0	512	-	0	3,000	-
SAUDI ARABIA	21,440	1,561	-92.72	96,701	17,350	-82.06
ISRAEL	150	0	-100	1,000	0	-100
YEMEN	34	220	547.06	440	13,100	2877.27
OMAN	158	43	-72.78	11,200	2,768	-75.29
TURKEY	50	0	-100	79,823	0	-100
UNITED ARAB EMIRATES	1,338	306	-77.13	198,743	20,612	-89.63
KENYA	422	204	-51.66	30,300	26,000	-14.19
NIGERIA	0	1,234	-	0	34,000	-
BURKINA FASO	174	0	-100	6,255	0	-100
SOUTH AFRICA	3	1	-66.67	6	1,300	21566.67
AUSTRALIA	4,658	15,640	235.77	238,348	868,312	264.3
NEW ZEALAND	1,000	4,161	316.1	50,000	536,100	972.2
FIJI	125	0	-100	549	0	-100
EAST TIMOR	0	153	-	0	22,064	-
UNITED STATES	35,130	33,371	-5.01	2,070,495	2,156,652	4.16
CANADA	153	1,791	1070.59	38,804	354,430	813.39
UNITED KINGDOM	41,281	43,969	6.51	5,707,870	5,805,325	1.71
NETHERLANDS	15,378	6,922	-54.99	396,577	287,778	-27.43
FRANCE	841	522	-37.93	298,087	71,073	-76.16
GERMANY, FED. REP. OF	42,310	2,696	-93.63	451,846	171,904	-61.96
BELGIUM	604	152	-74.83	9,612	93,717	875
SWITZERLAND	2,888	3,100	7.34	216,232	81,496	-62.31
LUXEMBOURG	45	0	-100	5,500	0	-100
SWEDEN	2,100	0	-100	20,000	0	-100
IRELAND	8	10	25	5,655	4,769	-15.67
ITALY	436	808	85.32	22,289	19,974	-10.39
SPAIN	122,229	1,369	-98.88	1,727,132	909,283	-47.35
PORTUGAL	4,000	0	-100	5,000	0	-100
GREECE	76	0	-100	2,300	0	-100
BULGARIA	750	0	-100	15,000	0	-100
RUSSIA FEDERATION	6,500	0	-100	45,000	0	-100
-KAPAL LAUT DAN SEJENISNYA	87,116,311	111,310,973	27.77	145,047,175	194,479,322	34.08
JAPAN	179	115	-35.75	3,222	2,176	-32.46
HONG KONG	13,818	0	-100	9,762	0	-100
TAIWAN	0	3,338	-	0	651	-
CHINA	0	60	-	0	7,500	-
THAILAND	1,484,900	3,171,351	113.57	10,058,047	3,808,073	-62.14
SINGAPORE	69,360,460	85,365,691	23.08	93,420,376	130,127,505	39.29
PHILIPPINES	0	40	-	0	250	-
MALAYSIA	5,081,031	2,241,267	-55.89	29,521,932	11,055,504	-62.55
BRUNEI DARUSSALAM	0	78,816	-	0	55,473	-
VIET NAM	9,829,000	4,934,362	-49.8	4,000,000	4,013,121	0.33
MALDIVES	0	44,560	-	0	56,034	-
INDIA	124,000	0	-100	4,638,000	0	-100
SRI LANKA	0	2,752,000	-	0	8,619,048	-
YEMEN	19,500	0	-100	22,991	0	-100

TABEL 5. PERKEMBANGAN EKSPOR INDONESIA MENURUT KOMODITI DAN NEGARA TUJUAN

JENIS BARANG	BERAT BERSIH (KG)		PERUB	NILAI FOB (US \$)		PERUB
	JAN-MAR 2008	JAN-MAR 2009	%	JAN-MAR 2008	JAN-MAR 2009	%
(1)	(2)	(3)	(4)	(5)	(6)	(7)
UNITED ARAB EMIRATES	366,428	1,216,716	232.05	243,982	1,035,451	324.4
BAHRAIN	0	516,000	-	0	571,361	-
NIGERIA	0	1,528,000	-	0	3,000,000	-
SOUTH AFRICA	0	482	-	0	12,650	-
AUSTRALIA	285,000	4,598,156	1513.39	1,727,795	5,600,460	224.14
NEW ZEALAND	549,000	0	-100	1,200,000	0	-100
FIJI	0	4,227,000	-	0	25,006,713	-
EAST TIMOR	0	2,956	-	0	58,143	-
UNITED STATES	0	254	-	0	10,000	-
TRINIDAD AND TOBAGO	0	625,000	-	0	1,428,006	-
UNITED KINGDOM	30	3,312	10940	10	5,674	56640
FRANCE	2,965	46	-98.45	201,058	3,500	-98.26
GERMANY, FED. REP. OF	0	423	-	0	793	-
DENMARK	0	960	-	0	800	-
CROATIA	0	68	-	0	436	-
-PERLENGKAPAN OLAHRAGA D	6,183,156	5,112,610	-17.31	58,137,108	48,391,902	-16.76
JAPAN	348,663	381,876	9.53	8,233,348	5,735,042	-30.34
HONG KONG	29,602	64,737	118.69	268,277	806,218	200.52
KOREA, REPUBLIC OF	69,783	66,913	-4.11	432,987	440,643	1.77
TAIWAN	21,862	27,582	26.16	61,441	34,098	-44.5
CHINA	235,304	217,916	-7.39	1,978,853	1,738,550	-12.14
PAPUA NEW GUINEA	563	7	-98.76	1,911	105	-94.51
THAILAND	15,739	13,778	-12.46	71,770	66,421	-7.45
SINGAPORE	52,891	70,214	32.75	2,456,514	1,405,246	-42.8
PHILIPPINES	72,169	19,955	-72.35	163,529	61,458	-62.42
MALAYSIA	173,937	101,792	-41.48	1,245,487	699,873	-43.81
CAMBODIA	1,371	0	-100	56,754	0	-100
BRUNEI DARUSSALAM	7,300	300	-95.89	18,852	600	-96.82
VIET NAM	11,992	844	-92.96	133,798	5,799	-95.67
MALDIVES	512	128	-75	2,018	572	-71.66
INDIA	22,989	29,233	27.16	157,603	300,435	90.63
PAKISTAN	55,376	26,017	-53.02	169,106	101,340	-40.07
SRI LANKA	49,392	20,727	-58.04	41,838	32,884	-21.4
IRAN (ISLAMIC REPUBLIC OF)	1,070	3,967	270.75	2,400	24,738	930.75
SAUDI ARABIA	14,138	13,953	-1.31	120,870	115,296	-4.61
ISRAEL	0	8,111	-	0	58,916	-
KUWAIT	0	6,499	-	0	31,062	-
JORDAN	35,310	21,437	-39.29	80,495	87,853	9.14
LEBANON	8,615	10,154	17.86	16,504	25,935	57.14
YEMEN	683	0	-100	1,920	0	-100
TURKEY	14,109	0	-100	188,470	0	-100
UNITED ARAB EMIRATES	80,515	64,085	-20.41	733,799	322,173	-56.1
EGYPT	13,154	856	-93.49	95,901	9,141	-90.47
MOROCCO	2,357	4,383	85.96	13,159	39,416	199.54
ALGERIA	33,857	9,746	-71.21	75,071	28,443	-62.11
SUDAN	4,704	12,526	166.28	30,326	55,262	82.23
MADAGASCAR	0	2,760	-	0	960	-
KENYA	1,089	0	-100	22,460	0	-100
ANGOLA	0	6,328	-	0	3,654	-
NIGERIA	0	27,010	-	0	140,200	-
BENIN	5,815	0	-100	44,426	0	-100
SOUTH AFRICA	3,986	10,976	175.36	55,767	68,482	22.8
MAURITIUS	234	0	-100	5,180	0	-100
AUSTRALIA	176,410	138,117	-21.71	1,242,045	1,083,710	-12.75
NEW ZEALAND	22,048	21,763	-1.29	138,108	126,527	-8.39
FIJI	539	0	-100	3,163	0	-100
EAST TIMOR	741	9,604	1196.09	974	11,411	1071.56
UNITED STATES	1,512,691	1,485,173	-1.82	13,162,060	13,643,663	3.66
CANADA	59,611	64,363	7.97	442,674	676,238	52.76
MEXICO	166,577	165,623	-0.57	1,404,038	1,393,630	-0.74
PANAMA	2,948	13,861	370.18	29,349	116,217	295.98
CHILE	20,203	17,850	-11.65	61,251	192,041	213.53
VENEZUELA	34,830	28,459	-18.29	277,418	285,993	3.09
ARGENTINA	44,386	57,156	28.77	350,756	513,789	46.48
BRAZIL	391,319	192,722	-50.75	2,863,511	1,776,955	-37.94
COLOMBIA	11,659	23,520	101.73	97,799	224,528	129.58
PARAGUAY	3,341	0	-100	21,600	0	-100
PERU	26	13,085	50226.92	5	94,878	1897460
FRENCH POLYNESIA	1,022	0	-100	15,216	0	-100
UNITED KINGDOM	533,751	363,250	-31.94	4,787,322	3,341,388	-30.2
NETHERLANDS	282,957	225,705	-20.23	2,044,916	2,271,417	11.08
FRANCE	303,236	267,275	-11.86	2,296,259	2,427,164	5.7
GERMANY, FED. REP. OF	250,316	291,518	16.46	3,072,357	3,292,601	7.17
AUSTRIA	34,673	18,371	-47.02	440,894	268,462	-39.11
BELGIUM	68,680	32,211	-53.1	793,265	406,842	-48.71
SWITZERLAND	40,823	17,185	-57.9	209,783	175,112	-16.53
DENMARK	61,291	31,913	-47.93	759,444	315,287	-58.48

TABEL 5. PERKEMBANGAN EKSPOR INDONESIA MENURUT KOMODITI DAN NEGARA TUJUAN

JENIS BARANG	BERAT BERSIH (KG)		PERUB	NILAI FOB (US \$)		PERUB
	JAN-MAR 2008	JAN-MAR 2009	%	JAN-MAR 2008	JAN-MAR 2009	%
(1)	(2)	(3)	(4)	(5)	(6)	(7)
NORWAY	12,097	7,607	-37.12	94,567	75,656	-20
SWEDEN	125,199	65,270	-47.87	917,646	380,474	-58.54
FINLAND	615	5,883	856.59	45,701	53,268	16.56
IRELAND	314	6,127	1851.27	2,694	18,187	575.09
ITALY	155,640	73,927	-52.5	1,367,690	717,827	-47.52
SPAIN	102,790	36,117	-64.86	1,091,249	342,921	-68.58
PORTUGAL	16,555	2,851	-82.78	228,539	34,901	-84.73
GREECE	48,646	21,919	-54.94	485,293	184,872	-61.91
HUNGARY	21,656	2,653	-87.75	136,583	41,842	-69.37
POLAND	52,389	30,127	-42.49	348,279	293,661	-15.68
ROMANIA	0	504	-	0	4,335	-
YUGOSLAVIA	5,601	0	-100	16,499	0	-100
BELARUS	7,339	0	-100	23,207	0	-100
KAZAKHSTAN	0	3,011	-	0	31,260	-
UKRAINE	9,129	0	-100	93,253	0	-100
LITHUANIA	0	64	-	0	1,505	-
LATVIA	16	8	-50	400	333	-16.75
CROATIA	0	17,933	-	0	53,355	-
SLOVAKIA	3,157	1,161	-63.22	50,853	9,362	-81.59
SLOVENIA	4,088	8,877	117.15	11,325	54,599	382.11
CZECH REPUBLIC	126,457	84,832	-32.92	966,128	838,855	-13.17
RUSSIA FEDERATION	78,309	20,205	-74.2	762,161	176,021	-76.91
-PENA DAN PENSIL	2,136,324	1,544,645	-27.7	15,597,584	13,680,715	-12.29
JAPAN	89,745	33,639	-62.52	812,191	429,830	-47.08
HONG KONG	20,886	19,060	-8.74	197,958	178,896	-9.63
KOREA, REPUBLIC OF	6,901	6,243	-9.53	84,341	67,383	-20.11
TAIWAN	8,728	6,565	-24.78	76,930	65,917	-14.32
CHINA	1,654	5,395	226.18	27,832	57,552	106.78
THAILAND	62,273	64,358	3.35	561,737	544,699	-3.03
SINGAPORE	24,668	21,672	-12.15	225,861	224,436	-0.63
PHILIPPINES	41,108	85,749	108.59	271,498	764,831	181.71
MALAYSIA	54,992	77,601	41.11	537,147	792,447	47.53
MYANMAR (FORM. BURMA)	12,399	0	-100	33,360	0	-100
CAMBODIA	95	0	-100	606	0	-100
BRUNEI DARUSSALAM	52	380	630.77	11	2,725	24672.73
VIET NAM	1,208	7,650	533.28	9,183	44,952	389.51
MALDIVES	1,742	0	-100	5,422	0	-100
INDIA	891	2,844	219.19	14,048	30,127	114.46
PAKISTAN	0	4,160	-	0	33,338	-
BANGLADESH	20,066	25,438	26.77	183,435	228,735	24.7
IRAN (ISLAMIC REPUBLIC OF)	40,586	23,376	-42.4	241,755	209,705	-13.26
SAUDI ARABIA	34,837	31,039	-10.9	277,674	249,657	-10.09
KUWAIT	10,247	8,703	-15.07	107,821	101,892	-5.5
JORDAN	0	264	-	0	1,340	-
LEBANON	0	2,465	-	0	16,023	-
OMAN	5,549	0	-100	55,937	0	-100
TURKEY	1	31,972	3197100	20	227,005	1134925
UNITED ARAB EMIRATES	21,257	27,370	28.76	147,905	267,583	80.92
QATAR	7,532	6,697	-11.09	85,028	60,780	-28.52
BAHRAIN	1,576	883	-43.97	15,896	9,973	-37.26
EGYPT	59,478	0	-100	479,781	0	-100
MOROCCO	0	21,500	-	0	205,070	-
ALGERIA	0	916	-	0	4,019	-
SUDAN	0	56	-	0	1,100	-
SOUTH AFRICA	18,674	0	-100	55,828	0	-100
AUSTRALIA	88,921	58,601	-34.1	485,658	428,612	-11.75
NEW ZEALAND	6,195	5,785	-6.62	53,589	53,914	0.61
FIJI	381	0	-100	3,409	0	-100
EAST TIMOR	7,219	14,991	107.66	5,218	20,145	286.07
UNITED STATES	839,918	402,347	-52.1	5,693,450	3,884,571	-31.77
CANADA	7,617	5,869	-22.95	105,655	127,824	20.98
MEXICO	237,251	215,624	-9.12	1,675,277	1,529,492	-8.7
CHILE	864	0	-100	13,027	0	-100
ARGENTINA	2,855	0	-100	31,296	0	-100
COLOMBIA	76,656	105,524	37.66	472,216	851,988	80.42
ECUADOR	0	6,913	-	0	60,205	-
PUERTO RICO	0	462	-	0	3,384	-
UNITED KINGDOM	61,511	25,909	-57.88	519,417	237,866	-54.21
NETHERLANDS	24,565	10,733	-56.31	219,321	61,747	-71.85
FRANCE	33,022	1,238	-96.25	217,058	5,040	-97.68
GERMANY, FED. REP. OF	139,129	94,156	-32.32	1,026,338	647,018	-36.96
NORWAY	2,736	1,033	-62.24	27,987	11,525	-58.82
SWEDEN	8,524	12,419	45.69	96,109	136,723	42.26
FINLAND	252	0	-100	4,087	0	-100
IRELAND	11,001	21,543	95.83	63,203	242,499	283.68
ITALY	4,628	21,348	361.28	67,747	270,473	299.24
SPAIN	31,134	8,213	-73.62	256,338	84,393	-67.08

TABEL 5. PERKEMBANGAN EKSPOR INDONESIA MENURUT KOMODITI DAN NEGARA TUJUAN

JENIS BARANG	BERAT BERSIH (KG)		PERUB	NILAI FOB (US \$)		PERUB
	JAN-MAR 2008	JAN-MAR 2009	%	JAN-MAR 2008	JAN-MAR 2009	%
(1)	(2)	(3)	(4)	(5)	(6)	(7)
HUNGARY	0	5,692	-	0	109,962	-
KAZAKHSTAN	173	0	-100	804	0	-100
CZECH REPUBLIC	4,627	10,250	121.53	51,175	93,319	82.35
-BATU SEMI PERMATA	21,600	3,179	-85.28	64,460	89,843	39.38
JAPAN	170	18	-89.41	22,916	20,293	-11.45
TAIWAN	20,000	0	-100	10,000	0	-100
SINGAPORE	10	1	-90	1,685	168	-90.03
MALAYSIA	200	400	100	26,290	52,180	98.48
SOUTH AFRICA	127	0	-100	353	0	-100
UNITED STATES	0	2,726	-	0	17,018	-
CANADA	0	13	-	0	170	-
BRAZIL	0	21	-	0	14	-
FRANCE	64	0	-100	135	0	-100
GREECE	417	0	-100	2,415	0	-100
HUNGARY	612	0	-100	666	0	-100
-KOPER, TAS, DOMPET PLASTIK	1,832,785	1,655,111	-9.69	13,326,708	11,714,531	-12.1
JAPAN	316,179	221,899	-29.82	1,697,954	1,642,797	-3.25
HONG KONG	23,920	15,936	-33.38	396,936	201,966	-49.12
KOREA, REPUBLIC OF	7,003	19,672	180.91	60,036	90,035	49.97
TAIWAN	2,043	4,743	132.16	4,760	15,512	225.88
CHINA	88,602	9,757	-88.99	446,182	131,593	-70.51
PAPUA NEW GUINEA	40	0	-100	182	0	-100
THAILAND	30,059	12,551	-58.25	61,371	89,892	46.47
SINGAPORE	14,921	45,658	206	238,146	354,129	48.7
PHILIPPINES	13,744	7,748	-43.63	174,134	115,050	-33.93
MALAYSIA	16,417	7,659	-53.35	97,314	67,734	-30.4
BRUNEI DARUSSALAM	414	328	-20.77	627	12,378	1874.16
VIET NAM	122	170	39.34	249	358	43.78
MALDIVES	482	129	-73.24	3,026	864	-71.45
INDIA	15,318	18,997	24.02	74,038	98,943	33.64
PAKISTAN	0	8,680	-	0	45,976	-
BANGLADESH	15,778	0	-100	42,093	0	-100
SRI LANKA	7,761	1,497	-80.71	12,492	2,669	-78.63
IRAN (ISLAMIC REPUBLIC OF)	0	126	-	0	412	-
SAUDI ARABIA	5,159	20,716	301.55	25,187	57,051	126.51
ISRAEL	5	0	-100	74	0	-100
KUWAIT	622	198	-68.17	9,734	5,505	-43.45
LEBANON	3	0	-100	23	0	-100
OMAN	0	34	-	0	115	-
SYRIA ARAB REPUBLIC	17	0	-100	96	0	-100
TURKEY	96	0	-100	1,412	0	-100
UNITED ARAB EMIRATES	134,621	130,076	-3.38	623,305	629,005	0.91
BAHRAIN	593	0	-100	3,692	0	-100
CYPRUS	0	1,643	-	0	4,613	-
MOROCCO	0	6,082	-	0	106,590	-
TUNISIA	0	645	-	0	11,487	-
NAMIBIA	32	1,334	4068.75	292	923	216.1
TANZANIA, UNITED REPUBLIC OF	31	0	-100	265	0	-100
MADAGASCAR	0	204	-	0	1,762	-
KENYA	134	1,415	955.97	1,096	11,722	969.53
REUNION	1,307	1,121	-14.23	2,020	3,117	54.31
MOZAMBIQUE	73	0	-100	485	0	-100
GHANA	0	3,138	-	0	11,870	-
ANGOLA	0	28	-	0	32	-
GABON	14	0	-100	12	0	-100
SEYCHELLES	1	88	8700	1	3,000	299900
SOUTH AFRICA	15,732	30,219	92.09	40,672	70,629	73.66
MAURITIUS	1,026	30	-97.08	8,283	156	-98.12
VIRGIN ISLANDS (BRITISH)	0	144	-	0	557	-
AUSTRALIA	21,902	43,253	97.48	139,086	242,996	74.71
NEW ZEALAND	3,924	4,306	9.73	22,425	6,936	-69.07
GUAM	106	0	-100	159	0	-100
PALAU	12	0	-100	75	0	-100
NEW CALEDONIA	2,110	1,679	-20.43	12,956	5,355	-58.67
VANUATU	183	0	-100	196	0	-100
WALLIS AND FUTUNA ISLANDS	106	0	-100	185	0	-100
COOK ISLANDS	2,111	0	-100	26,550	0	-100
FIJI	407	72	-82.31	1,857	520	-72
EAST TIMOR	368	12,649	3337.23	174	13,746	7800
UNITED STATES	308,016	345,534	12.18	3,735,385	3,557,529	-4.76
CANADA	23,223	8,290	-64.3	75,578	68,269	-9.67
MEXICO	5,928	10,708	80.63	40,468	65,663	62.26
PANAMA	13,045	7,938	-39.15	25,830	25,351	-1.85
CHILE	1,067	1	-99.91	2,415	4	-99.83
VENEZUELA	0	85	-	0	337	-
ARGENTINA	1,830	9,468	417.38	3,295	18,193	452.14

TABEL 5. PERKEMBANGAN EKSPOR INDONESIA MENURUT KOMODITI DAN NEGARA TUJUAN

JENIS BARANG	BERAT BERSIH (KG)		PERUB %	NILAI FOB (US \$)		PERUB %
	JAN-MAR 2008	JAN-MAR 2009		JAN-MAR 2008	JAN-MAR 2009	
(1)	(2)	(3)	(4)	(5)	(6)	(7)
BRAZIL	16,514	18,435	11.63	31,476	56,208	78.57
COLOMBIA	0	1	-	0	45	-
URUGUAY	167	3	-98.2	351	1	-99.72
PARAGUAY	1	3	200	5	1	-80
ECUADOR	3,075	2,703	-12.1	5,651	6,153	8.88
TRINIDAD AND TOBAGO	0	1,505	-	0	1,810	-
PUERTO RICO	4,304	154	-96.42	15,323	1,591	-89.62
DOMINICAN REPUBLIC	181	12	-93.37	200	125	-37.5
COSTA RICA	0	1	-	0	15	-
BARBADOS	206	0	-100	297	0	-100
BERMUDA	374	986	163.64	1,678	3,251	93.74
FRENCH POLYNESIA	3,201	236	-92.63	8,591	3,821	-55.52
MARTINIQUE	1,284	1,374	7.01	900	4,150	361.11
NETHERLANDS ANTILLES	76	304	300	1,146	3,953	244.94
TURKS AND CAICOS ISLANDS	700	0	-100	1,158	0	-100
GUADELOUPE	0	428	-	0	784	-
UNITED KINGDOM	89,406	91,067	1.86	434,144	430,943	-0.74
NETHERLANDS	101,213	65,832	-34.96	1,725,659	1,030,234	-40.3
FRANCE	25,890	24,180	-6.6	111,400	135,121	21.29
GERMANY, FED. REP. OF	127,746	91,133	-28.66	695,178	539,839	-22.35
AUSTRIA	51	5,733	11141.18	705	46,080	6436.17
BELGIUM	107,838	212,841	97.37	488,714	724,001	48.14
SWITZERLAND	19,272	5,547	-71.22	130,328	21,022	-83.87
DENMARK	189	959	407.41	1,873	10,091	438.76
NORWAY	1,948	1,676	-13.96	28,031	22,592	-19.4
SWEDEN	598	3,700	518.73	2,795	10,175	264.04
FINLAND	2,009	0	-100	14,771	0	-100
IRELAND	1,517	299	-80.29	2,554	2,721	6.54
ITALY	150,370	69,481	-53.79	1,117,975	613,835	-45.09
SPAIN	70,858	30,148	-57.45	355,294	186,810	-47.42
PORTUGAL	464	433	-6.68	1,231	2,955	140.05
GREECE	4,399	7,021	59.6	18,729	41,430	121.21
POLAND	1,263	574	-54.55	7,980	6,049	-24.2
YUGOSLAVIA	0	1	-	0	1	-
ESTONIA	11	0	-100	166	0	-100
CROATIA	713	141	-80.22	2,076	598	-71.19
SLOVENIA	0	934	-	0	1,785	-
CZECH REPUBLIC	28	151	439.29	66	729	1004.55
RUSSIA FEDERATION	312	467	49.68	7,440	12,271	64.93
-BARANG DARI LOGAM MULIA	72,008	84,764	17.71	39,419,786	129,160,494	227.65
JAPAN	557	8,371	1402.87	269,519	478,741	77.63
HONG KONG	2,889	1,598	-44.69	4,058,881	13,202,078	225.26
KOREA, REPUBLIC OF	191	242	26.7	47,028	122,006	159.43
TAIWAN	14	7	-50	3,540	938	-73.5
CHINA	32	48	50	2,169	9,650	344.91
THAILAND	862	369	-57.19	596,518	269,075	-54.89
SINGAPORE	43,378	38,283	-11.75	5,534,778	63,431,197	1046.05
MALAYSIA	75	0	-100	3,837	0	-100
MALDIVES	0	78	-	0	53,676	-
TURKEY	286	485	69.58	213,488	148,684	-30.35
UNITED ARAB EMIRATES	600	373	-37.83	13,002,785	7,639,432	-41.25
BAHRAIN	1	0	-100	50	0	-100
CYPRUS	0	8	-	0	9,329	-
MADAGASCAR	0	5	-	0	5,412	-
KENYA	0	337	-	0	2,754	-
REUNION	61	362	493.44	419	469	11.93
SEYCHELLES	0	10	-	0	11	-
SOUTH AFRICA	0	115	-	0	144	-
AUSTRALIA	1,672	5,311	217.64	80,086	27,713,564	34504.75
NEW ZEALAND	6	30	400	6,814	3,637	-46.62
NEW CALEDONIA	83	0	-100	3,614	0	-100
SAINT VINCENT AND THE GREN.	4	0	-100	15	0	-100
EAST TIMOR	0	183	-	0	4,483,500	-
UNITED STATES	8,608	10,504	22.03	10,213,111	7,626,360	-25.33
CANADA	612	326	-46.73	92,636	88,951	-3.98
MEXICO	6	68	1033.33	116	316	172.41
CHILE	0	8	-	0	90	-
BRAZIL	32	0	-100	3,429	0	-100
PUERTO RICO	60	32	-46.67	44,791	1,014	-97.74
COSTA RICA	0	65	-	0	75	-
BERMUDA	0	475	-	0	1,445	-
CAYMAN ISLANDS	0	12	-	0	695	-
MARTINIQUE	0	1,053	-	0	1,584	-
UNITED KINGDOM	869	2,036	134.29	189,555	422,303	122.79
NETHERLANDS	5,127	4,980	-2.87	272,321	497,158	82.56
FRANCE	728	694	-4.67	28,926	8,053	-72.16
GERMANY, FED. REP. OF	1,609	4,115	155.75	1,161,541	434,953	-62.55

TABEL 5. PERKEMBANGAN EKSPOR INDONESIA MENURUT KOMODITI DAN NEGARA TUJUAN

JENIS BARANG	BERAT BERSIH (KG)		PERUB %	NILAI FOB (US \$)		PERUB %
	JAN-MAR 2008	JAN-MAR 2009		JAN-MAR 2008	JAN-MAR 2009	
(1)	(2)	(3)	(4)	(5)	(6)	(7)
AUSTRIA	0	4	-	0	2,553	-
BELGIUM	120	163	35.83	15,435	7,128	-53.82
SWITZERLAND	149	121	-18.79	264,088	102,032	-61.36
DENMARK	69	77	11.59	209,502	250,582	19.61
NORWAY	258	102	-60.47	74,747	76,346	2.14
ITALY	2,093	3,075	46.92	2,902,714	2,035,900	-29.86
SPAIN	802	0	-100	94,807	0	-100
PORTUGAL	0	14	-	0	14,614	-
ICELAND	14	0	-100	20,648	0	-100
GREECE	76	0	-100	2,961	0	-100
POLAND	10	0	-100	9	0	-100
CZECH REPUBLIC	55	11	-80	4,908	13,379	172.6
RUSSIA FEDERATION	0	614	-	0	666	-
-PETI KEMAS	5,802,484	268,545	-95.37	7,071,239	1,430,390	-79.77
JAPAN	62,559	58,368	-6.7	145,475	98,916	-32
TAIWAN	0	11,354	-	0	2,215	-
THAILAND	37,431	34,341	-8.26	31,821	3,150	-90.1
SINGAPORE	271,495	81,482	-69.99	168,321	351,983	109.11
MALAYSIA	4,701	0	-100	20,100	0	-100
INDIA	67,858	0	-100	430,000	0	-100
MAURITANIA	0	83,000	-	0	974,126	-
AUSTRALIA	12,000	0	-100	118,022	0	-100
NEW ZEALAND	3,490	0	-100	50,000	0	-100
UNITED STATES	2,542,000	0	-100	3,024,000	0	-100
BERMUDA	2,200,000	0	-100	2,250,000	0	-100
GERMANY, FED. REP. OF	600,950	0	-100	833,500	0	-100
-KOMPUTER DAN BAGIANNYA	8,221,258	9,871,955	20.08	185,191,645	229,051,348	23.68
JAPAN	621,071	479,738	-22.76	41,382,570	15,372,069	-62.85
HONG KONG	352,633	1,096,928	211.07	2,669,168	9,111,592	241.36
KOREA, REPUBLIC OF	97,088	61,947	-36.19	876,280	505,739	-42.29
TAIWAN	86,223	84,204	-2.34	1,068,122	2,047,992	91.74
CHINA	1,736,488	738,445	-57.47	40,754,646	30,306,413	-25.64
THAILAND	234,429	247,527	5.59	7,003,561	5,732,344	-18.15
SINGAPORE	1,810,292	1,915,541	5.81	46,033,801	46,203,372	0.37
PHILIPPINES	135,765	263,238	93.89	2,129,071	4,592,311	115.7
MALAYSIA	369,462	291,358	-21.14	3,408,842	7,103,590	108.39
BRUNEI DARUSSALAM	0	110	-	0	4,086	-
NEPAL	730	3,887	432.47	19,681	89,723	355.89
VIET NAM	53,259	101,881	91.29	518,036	1,650,541	218.62
MALDIVES	1,951	0	-100	2,785	0	-100
INDIA	155,370	800,061	414.94	1,957,574	9,853,805	403.37
PAKISTAN	0	16,968	-	0	297,606	-
BANGLADESH	0	5,545	-	0	119,543	-
SRI LANKA	0	2,810	-	0	65,780	-
IRAN (ISLAMIC REPUBLIC OF)	630	61,762	9703.49	61,790	3,419,353	5433.83
SAUDI ARABIA	0	18,047	-	0	524,238	-
ISRAEL	238	5,159	2067.65	8,378	163,395	1850.29
KUWAIT	3	0	-100	60	0	-100
LEBANON	0	21,206	-	0	548,049	-
YEMEN	100	3,888	3788	21,893	86,009	292.86
SYRIA ARAB REPUBLIC	0	6,230	-	0	157,260	-
TURKEY	1	51,140	5113900	6	1,326,242	22103933.33
UNITED ARAB EMIRATES	295,156	847,629	187.18	3,125,402	19,791,494	533.25
EGYPT	0	37,574	-	0	596,750	-
LIBYAN ARAB JAMAHIRIYA	0	84,943	-	0	785,897	-
MOROCCO	0	619	-	0	17,183	-
TUNISIA	0	10,425	-	0	284,386	-
ALGERIA	605	30,409	4926.28	21,887	637,338	2811.95
SUDAN	0	41,462	-	0	231,325	-
GHANA	0	3,069	-	0	103,224	-
GUINEA	0	2,033	-	0	3,240	-
ANGOLA	0	105	-	0	61	-
NIGERIA	900	5,987	565.22	1,100	96,874	8706.73
SIERRA LEONE	0	210	-	0	5,511	-
SOUTH AFRICA	44,765	105,418	135.49	55,837	2,692,269	4721.66
AUSTRALIA	39,393	246,741	526.36	1,381,395	6,812,972	393.2
NEW ZEALAND	283	22,644	7901.41	13,198	636,575	4723.27
EAST TIMOR	6,142	233,706	3705.05	57,307	192,834	236.49
UNITED STATES	636,748	660,260	3.69	12,561,611	22,791,130	81.43
CANADA	556	14,643	2533.63	50,115	475,615	849.05
MEXICO	50,967	77,594	52.24	686,489	2,134,347	210.91
CUBA	740	0	-100	66,995	0	-100
CHILE	19,483	0	-100	227,924	0	-100
VENEZUELA	0	14,925	-	0	382,287	-
ARGENTINA	0	26,525	-	0	659,330	-
BRAZIL	196,698	52,027	-73.55	1,208,139	422,565	-65.02

TABEL 5. PERKEMBANGAN EKSPOR INDONESIA MENURUT KOMODITI DAN NEGARA TUJUAN

JENIS BARANG	BERAT BERSIH (KG)		PERUB	NILAI FOB (US \$)		PERUB
	JAN-MAR 2008	JAN-MAR 2009	%	JAN-MAR 2008	JAN-MAR 2009	%
	(1)	(2)	(3)	(4)	(5)	(6)
COLOMBIA	30,550	7,020	-77.02	401,994	91,358	-77.27
PERU	24,926	15,595	-37.43	297,476	333,476	12.1
PUERTO RICO	4	0	-100	200	0	-100
BELIZE	85	0	-100	1,260	0	-100
UNITED KINGDOM	13,371	26,391	97.37	330,742	1,025,519	210.07
NETHERLANDS	995,051	677,491	-31.91	12,592,870	17,885,089	42.03
FRANCE	96	301	213.54	1,615	6,344	292.82
GERMANY, FED. REP. OF	703	76,204	10739.83	24,331	2,581,895	10511.54
AUSTRIA	0	11,182	-	0	431,118	-
BELGIUM	5,477	871	-84.1	48,948	24,916	-49.1
SWITZERLAND	569	0	-100	90,281	0	-100
DENMARK	0	16	-	0	324	-
NORWAY	0	22	-	0	432	-
SWEDEN	0	28	-	0	540	-
FINLAND	187,973	5,211	-97.23	2,667,053	78,516	-97.06
IRELAND	13,494	34,657	156.83	1,303,849	1,798,731	37.96
ITALY	362	1,795	395.86	9,583	153,393	1500.68
SPAIN	23	2,207	9495.65	466	37,310	7906.44
HUNGARY	155	76	-50.97	17,004	8,515	-49.92
POLAND	215	10,379	4727.44	29,706	1,197,638	3931.64
AZERBAIJAN	0	5,858	-	0	136,948	-
UKRAINE	0	7	-	0	122	-
UZBEKISTAN	0	2,172	-	0	48,528	-
SLOVAKIA	0	61,307	-	0	1,930,682	-
CZECH REPUBLIC	35	136,577	390120	604	2,245,103	371605.79
RUSSIA FEDERATION	0	20	-	0	592	-
-KENDARAAN BERMOTOR ROD/	1,867,267	1,582,293	-15.26	15,382,432	12,617,096	-17.98
JAPAN	32,004	8,697	-72.83	239,581	101,790	-57.51
HONG KONG	0	40	-	0	724	-
KOREA, REPUBLIC OF	389	150	-61.44	5,500	1,635	-70.27
PAPUA NEW GUINEA	444	0	-100	425	0	-100
THAILAND	1,064	3,927	269.08	12,696	54,482	329.13
SINGAPORE	0	130	-	0	2,847	-
PHILIPPINES	1,691,533	1,038,942	-38.58	13,583,711	7,980,280	-41.25
MALAYSIA	6,000	9,383	56.38	666,670	84,136	-87.38
BRUNEI DARUSSALAM	0	1,815	-	0	14,400	-
VIET NAM	0	148	-	0	1,887	-
MALDIVES	0	12,846	-	0	71,512	-
INDIA	3,705	287	-92.25	28,966	4,761	-83.56
PAKISTAN	3,200	831	-74.03	16,813	8,106	-51.79
TANZANIA, UNITED REPUBLIC O	1,429	0	-100	674	0	-100
TOGO	0	16,653	-	0	75,473	-
BURKINA FASO	17,280	17,280	0	122,400	122,832	0.35
GAMBIA	0	4,183	-	0	3,345	-
AUSTRALIA	4,775	8,029	68.15	27,402	38,602	40.87
NEW ZEALAND	2,403	15,680	552.52	3,152	168,672	5251.27
EAST TIMOR	30,539	119,575	291.55	329,192	1,299,131	294.64
UNITED STATES	738	12,466	1589.16	2,798	138,782	4860.04
CANADA	1,178	63	-94.65	2,179	435	-80.04
HONDURAS	0	13,440	-	0	140,064	-
COLOMBIA	45,380	137,594	203.2	253,936	773,495	204.6
BOLIVIA	0	47,964	-	0	414,960	-
BERMUDA	0	2,880	-	0	27,048	-
NETHERLANDS ANTILLES	0	312	-	0	1,320	-
UNITED KINGDOM	4,694	250	-94.67	15,000	250	-98.33
NETHERLANDS	3,450	924	-73.22	8,537	6,678	-21.78
FRANCE	985	4,850	392.39	3,872	8,509	119.76
GERMANY, FED. REP. OF	510	12,583	2367.25	1,068	24,236	2169.29
AUSTRIA	125	0	-100	339	0	-100
BELGIUM	7,548	5,257	-30.35	34,298	7,600	-77.84
DENMARK	0	838	-	0	2,455	-
NORWAY	400	1,671	317.75	2,000	1,695	-15.25
FINLAND	573	0	-100	6,127	0	-100
IRELAND	0	200	-	0	972	-
ITALY	4,846	65,238	1246.22	10,639	784,916	7277.72
SPAIN	2,075	1,192	-42.55	4,457	1,916	-57.01
PORTUGAL	0	15,975	-	0	247,150	-
-KENDARAAN BERMOTOR ROD/	49,309,308	28,650,798	-41.9	350,791,428	205,152,634	-41.52
JAPAN	2,927,002	3,328,667	13.72	19,671,511	28,261,546	43.67
HONG KONG	4,200	0	-100	67,596	0	-100
TAIWAN	677,655	226,969	-66.51	3,676,811	1,503,878	-59.1
PAPUA NEW GUINEA	2,000	0	-100	8,500	0	-100
THAILAND	3,242,443	1,449,669	-55.29	19,937,971	9,349,694	-53.11
SINGAPORE	530,669	379,013	-28.58	2,708,073	1,470,437	-45.7
PHILIPPINES	3,976,290	3,639,225	-8.48	22,982,881	23,855,465	3.8
MALAYSIA	7,612,731	3,510,499	-53.89	69,022,349	23,465,181	-66

TABEL 5. PERKEMBANGAN EKSPOR INDONESIA MENURUT KOMODITI DAN NEGARA TUJUAN

JENIS BARANG	BERAT BERSIH (KG)		PERUB %	NILAI FOB (US \$)		PERUB %
	JAN-MAR 2008	JAN-MAR 2009		JAN-MAR 2008	JAN-MAR 2009	
(1)	(2)	(3)	(4)	(5)	(6)	(7)
MYANMAR (FORM. BURMA)	477,825	171,300	-64.15	2,395,668	1,539,600	-35.73
BRUNEI DARUSSALAM	472,030	320,204	-32.16	3,062,746	2,301,928	-24.84
NEPAL	10,170	0	-100	56,946	0	-100
VIET NAM	1,660,419	5,960	-99.64	8,286,928	69,041	-99.17
INDIA	0	10,379	-	0	90,248	-
PAKISTAN	241,200	241,200	0	1,388,700	1,498,700	7.92
BANGLADESH	47,250	82,220	74.01	283,996	534,508	88.21
SRI LANKA	125,215	19,020	-84.81	632,711	96,972	-84.67
SAUDI ARABIA	10,356,219	3,936,456	-61.99	67,697,858	30,633,847	-54.75
KUWAIT	527,850	259,362	-50.86	3,991,779	2,623,341	-34.28
JORDAN	74,354	35,691	-52	551,212	219,485	-60.18
LEBANON	406,265	794,388	95.53	3,005,348	5,299,586	76.34
YEMEN	197,809	203,966	3.11	1,154,943	832,786	-27.89
OMAN	1,422,548	1,045,732	-26.49	12,802,719	10,111,422	-21.02
SYRIA ARAB REPUBLIC	178,375	275,793	54.61	1,269,506	1,751,267	37.95
UNITED ARAB EMIRATES	3,131,629	2,165,630	-30.85	42,376,529	22,723,004	-46.38
QATAR	179,387	317,478	76.98	1,627,894	3,022,878	85.69
BAHRAIN	327,398	158,114	-51.71	2,876,717	1,609,465	-44.05
EGYPT	931,265	1,184,156	27.16	5,529,981	8,698,209	57.29
LIBYAN ARAB JAMAHIRIYA	12,573	0	-100	86,642	0	-100
MOROCCO	144,950	44,600	-69.23	797,420	293,435	-63.2
ALGERIA	15,120	99,539	558.33	131,796	954,517	624.24
SUDAN	99,539	0	-100	878,426	0	-100
TANZANIA, UNITED REPUBLIC O	9,500	0	-100	34,578	0	-100
MADAGASCAR	38,981	27,114	-30.44	211,949	149,778	-29.33
KENYA	48,789	26,764	-45.14	260,008	151,544	-41.72
MOZAMBIQUE	30,365	25,346	-16.53	150,795	129,435	-14.16
GHANA	42,034	0	-100	182,620	0	-100
ANGOLA	119,627	178,809	49.47	680,811	1,070,412	57.23
NIGERIA	423,061	117,749	-72.17	2,340,682	506,985	-78.34
GABON	30,517	13,650	-55.27	258,389	129,052	-50.06
SEYCHELLES	1,340	6,203	362.91	10,054	47,057	368.04
SOUTH AFRICA	4,368,922	1,920,552	-56.04	21,069,189	8,398,464	-60.14
MAURITIUS	28,782	8,475	-70.55	157,474	47,890	-69.59
AUSTRALIA	244,476	139,966	-42.75	1,458,133	839,390	-42.43
NEW ZEALAND	58,750	28,200	-52	374,750	194,280	-48.16
SAINT VINCENT AND THE GREN.	8,254	8,329	0.91	47,185	50,879	7.83
VANUATU	10,678	10,269	-3.83	27,294	67,808	148.44
FIJI	6,038	0	-100	39,895	0	-100
MARSHALL ISLANDS	3,455	0	-100	20,167	0	-100
SOLOMON ISLANDS	12,919	0	-100	29,888	0	-100
EAST TIMOR	63,852	861,618	1249.4	450,991	2,502,668	454.93
UNITED STATES	78,954	66,477	-15.8	574,125	454,472	-20.84
CANADA	2,000	0	-100	7,000	0	-100
MEXICO	939,025	189,839	-79.78	5,231,953	1,079,469	-79.37
GUATEMALA	0	69,499	-	0	399,262	-
HONDURAS	17,932	11,608	-35.27	100,865	72,256	-28.36
NICARAGUA	37,677	38,080	1.07	260,728	233,099	-10.6
PANAMA	101,585	203,382	100.21	583,206	1,280,310	119.53
SURINAME	5,867	0	-100	25,200	0	-100
CHILE	1,028,560	317,876	-69.1	5,705,213	1,766,280	-69.04
VENEZUELA	813,746	0	-100	6,800,756	0	-100
ARGENTINA	0	38,142	-	0	358,197	-
PARAGUAY	7,560	6,300	-16.67	66,714	62,480	-6.35
PERU	13,167	0	-100	111,769	0	-100
GUYANA	1,340	0	-100	8,770	0	-100
TRINIDAD AND TOBAGO	73,988	56,280	-23.93	476,409	397,540	-16.55
BAHAMAS	7,379	4,700	-36.31	41,544	28,784	-30.71
JAMAICA	25,870	32,972	27.45	152,374	261,666	71.73
PUERTO RICO	42,176	24,125	-42.8	258,875	150,324	-41.93
DOMINICAN REPUBLIC	93,170	0	-100	838,530	0	-100
EL SALVADOR	0	12,121	-	0	75,301	-
COSTA RICA	146,112	0	-100	769,516	0	-100
BARBADOS	38,807	30,672	-20.96	235,365	206,114	-12.43
ARUBA	16,450	8,105	-50.73	89,544	48,038	-46.35
BERMUDA	17,649	26,800	51.85	107,602	187,400	74.16
DOMINICA	16,307	32,900	101.75	98,832	185,463	87.65
FRENCH POLYNESIA	37,951	38,634	1.8	160,910	156,462	-2.76
GRENADA	3,854	0	-100	23,936	0	-100
NETHERLANDS ANTILLES	6,929	0	-100	12,993	0	-100
SAINT LUCIA	40,537	6,700	-83.47	249,350	48,850	-80.41
SAINT KITTS AND NEVIS	8,719	5,360	-38.53	51,894	39,080	-24.69
UNITED KINGDOM	10,100	2,597	-74.29	72,750	4,035	-94.45
NETHERLANDS	0	6,716	-	0	5,200	-
FRANCE	3,571	0	-100	49,802	0	-100
GERMANY, FED. REP. OF	42,854	0	-100	468,232	0	-100
BELGIUM	66,102	126,136	90.82	384,662	504,470	31.15
GIBRALTAR	0	6,690	-	0	45,000	-

TABEL 5. PERKEMBANGAN EKSPOR INDONESIA MENURUT KOMODITI DAN NEGARA TUJUAN

JENIS BARANG	BERAT BERSIH (KG)		PERUB	NILAI FOB (US \$)		PERUB
	JAN-MAR 2008	JAN-MAR 2009	%	JAN-MAR 2008	JAN-MAR 2009	%
(1)	(2)	(3)	(4)	(5)	(6)	(7)
ITALY	650	0	-100	5,000	0	-100
DEMOCRATIC REPUBLIC OF THE	0	9,813	-	0	7,000	-
-SUKU CADANG MESIN	32,955,505	12,182,294	-63.03	243,424,546	187,925,199	-22.8
JAPAN	9,700,429	3,915,492	-59.64	19,594,947	14,450,509	-26.25
HONG KONG	7,858	43,980	459.68	494,164	446,829	-9.58
KOREA, REPUBLIC OF	2,052,326	471,151	-77.04	2,273,333	889,406	-60.88
TAIWAN	48,108	9,295	-80.68	140,076	315,882	125.51
CHINA	439,891	337,325	-23.32	2,328,883	4,167,221	78.94
PAPUA NEW GUINEA	55,492	3,152	-94.32	329,780	52,210	-84.17
THAILAND	6,988,206	515,569	-92.62	11,296,237	2,186,043	-80.65
SINGAPORE	5,971,060	3,154,775	-47.17	166,042,765	133,165,853	-19.8
PHILIPPINES	108,785	313,115	187.83	1,010,202	4,037,641	299.69
MALAYSIA	1,956,544	240,275	-87.72	11,843,956	3,579,921	-69.77
BRUNEI DARUSSALAM	310	7,548	2334.84	29,046	63,492	118.59
LAO PEOPLE'S DEMOCRATIC RE	0	1,127	-	0	7,413	-
NEPAL	0	39	-	0	2,245	-
VIET NAM	79,390	474,717	497.96	954,115	2,061,791	116.09
INDIA	559,419	538,662	-3.71	1,323,398	1,935,937	46.29
PAKISTAN	0	431	-	0	23,239	-
SRI LANKA	5	11	120	2,444	8,961	266.65
IRAN (ISLAMIC REPUBLIC OF)	0	8,885	-	0	48,527	-
SAUDI ARABIA	86,305	117,134	35.72	340,549	381,914	12.15
ISRAEL	0	1,650	-	0	48,861	-
KUWAIT	0	116	-	0	36,649	-
YEMEN	0	240	-	0	49,000	-
OMAN	15,337	432	-97.18	67,049	17,635	-73.7
SYRIA ARAB REPUBLIC	6,058	0	-100	43,087	0	-100
TURKEY	0	18,451	-	0	117,625	-
UNITED ARAB EMIRATES	127,106	689,482	442.45	495,809	1,852,758	273.68
QATAR	80	3,468	4235	59	15,471	26122.03
EGYPT	3,762	283	-92.48	188,566	2,657	-98.59
LIBYAN ARAB JAMAHIRIYA	12,929	0	-100	78,696	0	-100
ALGERIA	256	0	-100	7,462	0	-100
SUDAN	61,810	0	-100	296,074	0	-100
TANZANIA, UNITED REPUBLIC O	0	80	-	0	22,053	-
KENYA	0	10,367	-	0	323,140	-
ANGOLA	70	725	935.71	1,278	30,561	2291.31
CONGO	0	4,949	-	0	138,617	-
NIGERIA	11,041	4,450	-59.7	175,485	14,400	-91.79
UGANDA	0	194	-	0	12,619	-
SOUTH AFRICA	110,503	4,207	-96.19	430,817	53,322	-87.62
ZAMBIA	18,000	0	-100	702,247	0	-100
AUSTRALIA	120,413	380,147	215.7	975,121	3,327,397	241.23
NEW ZEALAND	16,346	599	-96.34	119,658	15,767	-86.82
MARSHALL ISLANDS	35	0	-100	2,000	0	-100
EAST TIMOR	1,389	4,337	212.24	1,003	10,062	903.19
UNITED STATES	918,584	250,799	-72.7	7,389,205	4,569,328	-38.16
CANADA	195,392	145,296	-25.64	545,083	500,131	-8.25
MEXICO	34,711	6,178	-82.2	322,171	302,978	-5.96
PANAMA	0	405	-	0	10,302	-
CHILE	25,161	55	-99.78	89,906	1,059	-98.82
ARGENTINA	864	4,904	467.59	6,255	65,097	940.72
BRAZIL	792,002	164,489	-79.23	2,782,053	657,895	-76.35
COLOMBIA	55	18	-67.27	9,969	3,280	-67.1
TRINIDAD AND TOBAGO	0	6,854	-	0	18,993	-
PUERTO RICO	3	0	-100	150	0	-100
UNITED KINGDOM	1,560,101	143,876	-90.78	4,825,242	5,656,672	17.23
NETHERLANDS	112,629	65,454	-41.89	1,924,667	575,370	-70.11
FRANCE	39,238	18,694	-52.36	351,622	160,382	-54.39
GERMANY, FED. REP. OF	311,998	38,637	-87.62	1,806,560	518,580	-71.29
AUSTRIA	0	130	-	0	7,270	-
BELGIUM	389,828	48,025	-87.68	1,442,541	235,124	-83.7
SWITZERLAND	268	13	-95.15	14,651	4,123	-71.86
NORWAY	959	623	-35.04	116,551	83,569	-28.3
SWEDEN	5	49	880	392	15,544	3865.31
FINLAND	0	95	-	0	37,404	-
IRELAND	10,696	3,867	-63.85	89,011	62,504	-29.78
ITALY	2,799	1,071	-61.74	91,423	361,651	295.58
SPAIN	0	511	-	0	7,355	-
GREECE	1	3	200	20	35	75
HUNGARY	0	831	-	0	12,736	-
AZERBAIJAN	0	1,517	-	0	76,822	-
KAZAKHSTAN	2	121	5950	54	3,201	5827.78
UKRAINE	0	454	-	0	11,977	-
SLOVAKIA	0	232	-	0	22,312	-
CZECH REPUBLIC	196	1,580	706.12	128	13,598	10523.44
RUSSIA FEDERATION	750	653	-12.93	28,586	16,279	-43.05

TABEL 5. PERKEMBANGAN EKSPOR INDONESIA MENURUT KOMODITI DAN NEGARA TUJUAN

JENIS BARANG	BERAT BERSIH (KG)		PERUB	NILAI FOB (US \$)		PERUB
	JAN-MAR 2008	JAN-MAR 2009	%	JAN-MAR 2008	JAN-MAR 2009	%
(1)	(2)	(3)	(4)	(5)	(6)	(7)
-SUKU CADANG KENDARAAN	45,578,174	26,508,944	-41.84	317,706,772	178,896,197	-43.69
JAPAN	11,730,861	5,855,741	-50.08	66,773,422	28,899,131	-56.72
HONG KONG	32,592	35,981	10.4	358,297	439,280	22.6
KOREA, REPUBLIC OF	100,014	28,818	-71.19	774,897	168,985	-78.19
TAIWAN	838,092	391,933	-53.24	7,949,654	3,503,781	-55.93
CHINA	1,347,401	306,564	-77.25	15,926,199	1,495,384	-90.61
PAPUA NEW GUINEA	13,480	0	-100	92,169	0	-100
THAILAND	6,185,856	4,520,362	-26.92	53,782,563	41,429,711	-22.97
SINGAPORE	6,077,635	3,247,251	-46.57	38,793,151	19,844,222	-48.85
PHILIPPINES	2,829,730	1,616,340	-42.88	16,044,022	10,443,742	-34.91
MALAYSIA	4,365,455	3,119,708	-28.54	27,375,833	22,834,982	-16.59
MYANMAR (FORM. BURMA)	1,183	0	-100	8,014	0	-100
CAMBODIA	2,958	8,315	181.1	20,236	48,414	139.25
BRUNEI DARUSSALAM	1,518	293	-80.7	19,016	4,194	-77.94
LAO PEOPLE'S DEMOCRATIC RE	260	0	-100	2,567	0	-100
NEPAL	184	0	-100	1,014	0	-100
VIET NAM	1,271,215	907,474	-28.61	8,716,254	5,762,463	-33.89
MALDIVES	639	0	-100	820	0	-100
INDIA	604,552	124,582	-79.39	4,845,817	1,014,778	-79.06
PAKISTAN	517,140	143,775	-72.2	2,223,716	853,050	-61.64
BANGLADESH	120,784	79,058	-34.55	245,214	163,882	-33.17
SRI LANKA	51,198	39,545	-22.76	140,023	129,923	-7.21
IRAN (ISLAMIC REPUBLIC OF)	297,014	0	-100	885,698	0	-100
SAUDI ARABIA	29,897	306,269	924.41	208,723	308,989	48.04
ISRAEL	3,137	64,280	1949.09	36,412	272,958	649.64
KUWAIT	16,923	35,528	109.94	59,897	113,292	89.14
JORDAN	16,799	5,259	-68.69	73,751	20,440	-72.29
LEBANON	0	1,762	-	0	25,089	-
YEMEN	3,445	19,167	456.37	52,931	27,913	-47.27
OMAN	73,239	61,016	-16.69	97,867	115,755	18.28
TURKEY	575,050	75,005	-86.96	6,244,261	850,533	-86.38
UNITED ARAB EMIRATES	341,956	188,793	-44.79	835,615	438,784	-47.49
QATAR	916	3,692	303.06	7,294	59,234	712.09
BAHRAIN	97	5,406	5473.2	1,331	12,113	810.07
CYPRUS	9,211	10,809	17.35	83,218	63,223	-24.03
EGYPT	199,130	215,448	8.19	770,294	826,884	7.35
LIBYAN ARAB JAMAHIRIYA	0	99	-	0	1,519	-
TUNISIA	17,676	17,673	-0.02	39,071	42,301	8.27
KENYA	8	0	-100	10	0	-100
GHANA	3,200	766	-76.06	10,000	16,223	62.23
CONGO	0	37	-	0	288	-
CAMEROON	0	56	-	0	205	-
NIGERIA	0	600	-	0	36,570	-
MAURITANIA	12,630	0	-100	28,210	0	-100
SOUTH AFRICA	529,327	130,176	-75.41	5,109,822	1,120,127	-78.08
MAURITIUS	12	0	-100	30	0	-100
VIRGIN ISLANDS (BRITISH)	0	14	-	0	261	-
AUSTRALIA	258,324	141,278	-45.31	2,483,174	1,300,426	-47.63
NEW ZEALAND	2,020	3,597	78.07	26,458	46,087	74.19
SAINT VINCENT AND THE GREN.	0	96	-	0	1,375	-
VANUATU	0	95	-	0	1,568	-
FIJI	973	2,146	120.55	8,391	13,338	58.96
EAST TIMOR	49,726	218,705	339.82	46,706	464,361	894.22
UNITED STATES	1,587,410	1,397,637	-11.95	13,272,317	10,958,870	-17.43
CANADA	18,460	30,958	67.7	183,668	254,639	38.64
MEXICO	67,484	136,768	102.67	993,864	2,192,424	120.6
GUATEMALA	78	422	441.03	2,461	4,453	80.94
HONDURAS	42,446	17,161	-59.57	166,320	42,304	-74.56
NICARAGUA	1,148	291	-74.65	9,255	3,227	-65.13
PANAMA	288	1,886	554.86	4,346	20,861	380
CHILE	8,597	4,587	-46.64	53,229	30,430	-42.83
VENEZUELA	6,390	9,095	42.33	95,017	45,558	-52.05
ARGENTINA	196,192	172,369	-12.14	1,542,976	1,578,804	2.32
BRAZIL	891,634	698,588	-21.65	10,859,880	9,923,500	-8.62
COLOMBIA	25,061	1,620	-93.54	50,538	15,095	-70.13
BOLIVIA	0	2,517	-	0	36,973	-
PERU	51,749	1,526	-97.05	83,545	27,615	-66.95
TRINIDAD AND TOBAGO	483	2,028	319.88	8,042	9,762	21.39
BAHAMAS	58	0	-100	600	0	-100
JAMAICA	201	467	132.34	1,808	6,862	279.54
PUERTO RICO	21,016	8,635	-58.91	167,276	80,207	-52.05
DOMINICAN REPUBLIC	266	455	71.05	2,872	8,229	186.53
EL SALVADOR	1,070	208	-80.56	6,605	1,612	-75.59
COSTA RICA	127	744	485.83	969	6,675	588.85
BARBADOS	1,266	1,488	17.54	10,073	16,764	66.43
ANTIGUA AND BARBUDA	0	171	-	0	2,550	-
ARUBA	327	163	-50.15	3,179	1,250	-60.68

TABEL 5. PERKEMBANGAN EKSPOR INDONESIA MENURUT KOMODITI DAN NEGARA TUJUAN

JENIS BARANG	BERAT BERSIH (KG)		PERUB	NILAI FOB (US \$)		PERUB
	JAN-MAR 2008	JAN-MAR 2009	%	JAN-MAR 2008	JAN-MAR 2009	%
(1)	(2)	(3)	(4)	(5)	(6)	(7)
BERMUDA	245	127	-48.16	2,124	1,232	-42
CAYMAN ISLANDS	14	42	200	201	494	145.77
DOMINICA	574	0	-100	8,968	0	-100
FRENCH POLYNESIA	0	111	-	0	489	-
GRENADA	692	124	-82.08	4,893	857	-82.49
NETHERLANDS ANTILLES	0	232	-	0	2,392	-
SAINT LUCIA	0	747	-	0	8,821	-
SAINT KITTS AND NEVIS	0	14	-	0	676	-
UNITED KINGDOM	1,345,766	166,413	-87.63	16,369,626	1,429,545	-91.27
NETHERLANDS	545,318	361,913	-33.63	2,198,215	1,602,216	-27.11
FRANCE	159	16	-89.94	2,338	466	-80.07
GERMANY, FED. REP. OF	296,490	654,571	120.77	1,514,374	2,958,493	95.36
AUSTRIA	1,242	83	-93.32	6,451	4,720	-26.83
BELGIUM	34,038	30,404	-10.68	270,776	239,775	-11.45
SWITZERLAND	12	92	666.67	114	2,060	1707.02
DENMARK	66,305	10,544	-84.1	376,367	52,213	-86.13
NORWAY	65,134	25,050	-61.54	356,910	142,096	-60.19
SWEDEN	253,247	150,312	-40.65	1,366,478	838,729	-38.62
FINLAND	216,608	25,917	-88.04	1,123,457	144,990	-87.09
ITALY	373,188	124,393	-66.67	1,378,851	717,751	-47.95
SPAIN	168,586	27,945	-83.42	1,153,045	173,053	-84.99
PORTUGAL	71,239	15,595	-78.11	227,574	64,815	-71.52
GREECE	42,419	67,676	59.54	205,795	310,760	51
HUNGARY	459,873	276,168	-39.95	1,826,011	1,165,192	-36.19
POLAND	156,065	80,364	-48.51	450,496	298,686	-33.7
BULGARIA	0	13,325	-	0	31,286	-
LITHUANIA	2,432	11,430	369.98	8,121	43,300	433.19
ESTONIA	10,075	0	-100	51,313	0	-100
SLOVAKIA	8,096	0	-100	22,779	0	-100
CZECH REPUBLIC	0	28,048	-	0	109,974	-
RUSSIA FEDERATION	5,149	13,992	171.74	60,593	66,674	10.04
-UBI KAYU OLAHAN	40,986,743	8,908,538	-78.26	6,923,884	1,157,643	-83.28
JAPAN	134	0	-100	134	0	-100
HONG KONG	0	103	-	0	638	-
KOREA, REPUBLIC OF	3,721,796	8,685,070	133.36	800,186	1,068,264	33.5
TAIWAN	704,715	99,237	-85.92	135,508	29,500	-78.23
CHINA	36,498,173	0	-100	5,897,554	0	-100
SINGAPORE	6,664	1,474	-77.88	5,406	3,529	-34.72
PHILIPPINES	0	859	-	0	1,386	-
MALAYSIA	26,436	109,675	314.87	17,644	21,935	24.32
MALDIVES	0	21	-	0	48	-
KUWAIT	0	1,305	-	0	4,509	-
AUSTRALIA	0	2,568	-	0	5,970	-
UNITED STATES	5,567	5,851	5.1	18,301	15,974	-12.72
UNITED KINGDOM	23,258	0	-100	49,151	0	-100
NETHERLANDS	0	2,375	-	0	5,890	-
-INDUSTRI LAINNYA	1,194,007,448	437,458,175	-63.36	1,281,876,795	1,171,739,533	-8.59
JAPAN	35,562,701	27,267,731	-23.32	123,987,057	126,786,549	2.26
HONG KONG	4,721,307	3,286,571	-30.39	8,343,573	13,978,096	67.53
KOREA, REPUBLIC OF	27,212,123	55,160,855	102.71	31,696,213	54,920,604	73.27
TAIWAN	24,072,283	10,597,543	-55.98	20,042,778	12,934,657	-35.46
CHINA	684,707,311	10,167,249	-98.52	59,542,005	22,133,336	-62.83
MONGOLIA	16,279	10,684	-34.37	28,749	87,318	203.73
MACAU	1,477,242	597,292	-59.57	220,740	113,430	-48.61
PAPUA NEW GUINEA	1,466,133	7,769,529	429.93	2,767,413	4,959,220	79.2
THAILAND	24,366,531	18,817,269	-22.77	74,759,985	53,617,328	-28.28
SINGAPORE	43,379,955	59,933,633	38.16	203,539,231	297,386,186	46.11
PHILIPPINES	10,752,817	16,001,377	48.81	23,732,584	25,108,730	5.8
MALAYSIA	44,632,826	35,651,025	-20.12	72,043,210	54,055,705	-24.97
MYANMAR (FORM. BURMA)	2,306,766	1,777,253	-22.95	1,333,740	1,559,976	16.96
CAMBODIA	327,635	400,166	22.14	1,020,041	810,518	-20.54
BRUNEI DARUSSALAM	1,054,514	949,331	-9.97	1,420,486	1,229,148	-13.47
LAO PEOPLE'S DEMOCRATIC RE	95,681	431	-99.55	399,075	2,155	-99.46
NEPAL	30,374	5,194	-82.9	86,692	27,855	-67.87
VIET NAM	13,044,027	9,267,448	-28.95	35,891,613	19,909,711	-44.53
MALDIVES	665,915	709,199	6.5	767,628	664,673	-13.41
INDIA	16,950,350	15,305,116	-9.71	25,876,438	24,749,940	-4.35
PAKISTAN	4,422,994	7,669,021	73.39	3,479,007	7,421,365	113.32
BANGLADESH	5,077,326	3,863,507	-23.91	5,769,837	5,243,190	-9.13
SRI LANKA	2,633,915	1,243,436	-52.79	5,888,161	2,763,326	-53.07
AFGHANISTAN	0	152,563	-	0	77,656	-
IRAQ	1,547,185	6,712,320	333.84	9,700,235	15,768,743	62.56
IRAN (ISLAMIC REPUBLIC OF)	553,682	361,577	-34.7	1,668,857	2,123,606	27.25
SAUDI ARABIA	8,556,203	5,091,510	-40.49	8,992,519	11,298,869	25.65
ISRAEL	94,020	28,397	-69.8	219,543	306,915	39.8
KUWAIT	1,016,551	623,522	-38.66	1,188,190	2,196,664	84.87

TABEL 5. PERKEMBANGAN EKSPOR INDONESIA MENURUT KOMODITI DAN NEGARA TUJUAN

JENIS BARANG	BERAT BERSIH (KG)		PERUB %	NILAI FOB (US \$)		PERUB %
	JAN-MAR 2008	JAN-MAR 2009		JAN-MAR 2008	JAN-MAR 2009	
	(1)	(2)	(3)	(4)	(5)	(6)
JORDAN	323,518	338,931	4.76	902,808	865,336	-4.15
LEBANON	248,714	218,097	-12.31	359,726	363,674	1.1
YEMEN	103,962	185,944	78.86	302,291	508,755	68.3
OMAN	28,705	104,556	264.24	328,386	530,314	61.49
SYRIA ARAB REPUBLIC	214,797	258,745	20.46	319,707	454,100	42.04
TURKEY	1,852,613	1,473,734	-20.45	2,915,486	2,388,461	-18.08
UNITED ARAB EMIRATES	13,835,794	6,788,548	-50.93	10,630,593	24,014,289	125.9
QATAR	910,278	1,120,487	23.09	622,956	1,081,930	73.68
BAHRAIN	3,759,431	464,444	-87.65	869,438	237,332	-72.7
CYPRUS	12,556	44,433	253.88	120,780	135,977	12.58
EGYPT	1,220,382	1,504,024	23.24	865,560	2,561,218	195.9
LIBYAN ARAB JAMAHIRIYA	279,467	439,945	57.42	1,067,586	1,323,718	23.99
MOROCCO	131,079	810,525	518.35	471,861	3,216,827	581.73
TUNISIA	287,940	1,030,709	257.96	851,624	3,439,498	303.88
ALGERIA	1,767,725	1,594,986	-9.77	6,014,110	3,834,996	-36.23
SUDAN	103,615	177,961	71.75	380,767	1,037,657	172.52
ERITREA	18,450	0	-100	19,475	0	-100
NAMIBIA	46,224	4,985	-89.22	11,934	3,450	-71.09
ETHIOPIA	118	127,370	107840.68	1,232	475,254	38475.81
TANZANIA, UNITED REPUBLIC O	151,904	268,599	76.82	437,031	1,142,099	161.33
MADAGASCAR	215,839	124,954	-42.11	522,400	226,128	-56.71
KENYA	1,422,490	428,870	-69.85	2,198,619	1,970,169	-10.39
REUNION	77,786	298,368	283.58	92,251	174,537	89.2
MOZAMBIQUE	87,617	220,525	151.69	398,591	96,019	-75.91
BOTSWANA	0	20,098	-	0	83,650	-
EQUATORIAL GUINEA	7,220	42,711	491.57	8,075	86,901	976.17
TOGO	28,952	57,030	96.98	91,418	144,372	57.93
GHANA	1,803,161	1,908,147	5.82	2,529,747	4,486,122	77.33
LIBERIA	0	7,472	-	0	65,039	-
GUINEA	66,780	166,439	149.23	149,124	427,716	186.82
ANGOLA	344,626	1,050,955	204.96	425,072	4,401,751	935.53
CONGO	27,172	40,032	47.33	68,846	21,956	-68.11
CAMEROON	136,501	233,853	71.32	513,316	996,822	94.19
NIGERIA	2,976,922	2,440,558	-18.02	5,481,558	5,100,941	-6.94
SIERRA LEONE	12,100	3,977	-67.13	27,879	20,107	-27.88
GABON	26,596	22,352	-15.96	185,145	21,862	-88.19
COTE D'IVOIRE	118,697	872,053	634.69	745,600	402,998	-45.95
SENEGAL	324,043	31,771	-90.2	398,525	112,819	-71.69
MAURITANIA	498	214,078	42887.55	363	808,850	222723.69
MALI	290	8,554	2849.66	150	35,931	23854
BENIN	407,626	156,658	-61.57	489,584	332,203	-32.15
BURKINA FASO	17,545	7,031	-59.93	123,284	81,471	-33.92
GAMBIA	6,343	8,501	34.02	26,935	10,040	-62.73
U.S. VIRGIN ISLANDS	21,000	0	-100	11,300	0	-100
SEYCHELLES	20,654	39,609	91.77	42,504	26,079	-38.64
UGANDA	109,983	17,966	-83.66	562,035	111,790	-80.11
NIGER	11,167	6,238	-44.14	122,659	48,737	-60.27
DJIBOUTI	210,504	18,508	-91.21	142,712	80,877	-43.33
SAO TOME AND PRINCIPE	194	704	262.89	210	250	19.05
SWAZILAND	12,198	28,730	135.53	70,814	144,275	103.74
SOUTH AFRICA	2,282,164	1,575,983	-30.94	3,730,320	3,125,877	-16.2
ZIMBABWE	2,773	0	-100	18,658	0	-100
ZAMBIA	23,940	10,955	-54.24	92,516	96,828	4.66
MALAWI	36,998	0	-100	49,650	0	-100
COMOROS	3,500	3,500	0	24,000	121,650	406.88
BURUNDI	0	39,957	-	0	205,726	-
MAURITIUS	132,070	87,698	-33.6	246,301	202,480	-17.79
VIRGIN ISLANDS (BRITISH)	305	111,226	36367.54	582	9,243	1488.14
AUSTRALIA	14,070,136	11,924,863	-15.25	29,877,951	35,017,446	17.2
NEW ZEALAND	2,662,071	1,616,238	-39.29	7,840,861	3,564,222	-54.54
MICRONESIA, FEDERATED STAT	2,283	0	-100	2,646	0	-100
GUAM	33,090	6,398	-80.66	111,323	5,302	-95.24
PALAU	23	0	-100	147	0	-100
NEW CALEDONIA	96,937	86,133	-11.15	150,215	166,152	10.61
NORTHERN MARIANA ISLANDS	0	2,042	-	0	5,259	-
SAINT VINCENT AND THE GREN.	562	0	-100	971	0	-100
VANUATU	18,188	64,182	252.88	35,043	232,414	563.23
WALLIS AND FUTUNA ISLANDS	371	398	7.28	636	578	-9.12
AMERICAN SAMOA	284	0	-100	1,154	0	-100
COOK ISLANDS	8,159	2,768	-66.07	62,377	4,525	-92.75
FIJI	420,010	184,296	-56.12	331,213	223,504	-32.52
KIRIBATI	238	139	-41.6	1,088	5,359	392.56
MARSHALL ISLANDS	5	0	-100	500	0	-100
SAMOA	7,208	17,759	146.38	9,903	19,222	94.1
SOLOMON ISLANDS	44,866	5,125	-88.58	21,397	10,697	-50.01
TONGA	95,381	14,780	-84.5	74,380	89,436	20.24
TUVALU	10,844	1,588	-85.36	22,980	4,362	-81.02
EAST TIMOR	1,865,207	3,529,219	89.21	1,410,822	5,035,455	256.92

TABEL 5. PERKEMBANGAN EKSPOR INDONESIA MENURUT KOMODITI DAN NEGARA TUJUAN

JENIS BARANG	BERAT BERSIH (KG)		PERUB %	NILAI FOB (US \$)		PERUB %
	JAN-MAR 2008	JAN-MAR 2009		JAN-MAR 2008	JAN-MAR 2009	
(1)	(2)	(3)	(4)	(5)	(6)	(7)
UNITED STATES	118,805,478	23,749,018	-80.01	247,602,334	109,718,033	-55.69
CANADA	2,009,239	1,090,412	-45.73	7,042,966	6,295,298	-10.62
MEXICO	363,014	276,004	-23.97	2,886,747	1,793,962	-37.86
GUATEMALA	0	48,580	-	0	139,754	-
HONDURAS	21,563	33,034	53.2	4,725	111,201	2253.46
NICARAGUA	100	0	-100	122	0	-100
PANAMA	67,434	2,006,015	2874.78	361,073	2,059,987	470.52
CUBA	180,800	0	-100	151,128	0	-100
SURINAME	22,028	15,411	-30.04	95,835	109,473	14.23
CHILE	1,602,005	491,803	-69.3	4,619,020	2,552,305	-44.74
VENEZUELA	502,167	324,761	-35.33	995,278	317,217	-68.13
ARGENTINA	935,170	167,439	-82.1	6,766,075	1,174,552	-82.64
BRAZIL	491,875	622,714	26.6	3,122,203	5,120,027	63.99
COLOMBIA	108,304	144,255	33.19	344,877	286,659	-16.88
BOLIVIA	0	19,632	-	0	96,908	-
URUGUAY	4,478	6,854	53.06	21,014	32,180	53.14
PARAGUAY	19,738	35,331	79	91,658	161,473	76.17
ECUADOR	367,453	438,250	19.27	1,067,800	1,009,691	-5.44
PERU	17,952	501,289	2692.39	190,759	1,524,270	699.06
GUYANA	22,774	16,692	-26.71	33,450	69,032	106.37
TRINIDAD AND TOBAGO	44,073	31,299	-28.98	187,752	110,254	-41.28
BAHAMAS	974	12	-98.77	1,358	11	-99.19
JAMAICA	1,245	6,910	455.02	1,777	4,701	164.55
PUERTO RICO	10,138	44,538	339.32	15,115	38,937	157.61
DOMINICAN REPUBLIC	31,495	105,901	236.25	114,062	305,396	167.75
EL SALVADOR	12,845	55,536	332.36	70,118	220,156	213.98
COSTA RICA	387,429	146,671	-62.14	479,485	205,034	-57.24
HAITI	10,000	13,224	32.24	18,000	35,940	99.67
BARBADOS	142,008	75,582	-46.78	134,387	29,496	-78.05
ANTIGUA AND BARBUDA	273	58	-78.75	3,700	1,919	-48.14
ANGUILLA	0	3,129	-	0	11,860	-
ARUBA	4,012	2,305	-42.55	7,867	6,833	-13.14
BERMUDA	737	1,829	148.17	3,252	5,818	78.91
CAPE VERDE	0	15,048	-	0	18,582	-
CAYMAN ISLANDS	41,976	36	-99.91	10,450	1,909	-81.73
DOMINICA	8,261	0	-100	41,320	0	-100
FRENCH GUIANA	1,031	3,066	197.38	1,531	9,511	521.23
FRENCH POLYNESIA	106,286	80,743	-24.03	98,934	154,472	56.14
GRENADA	15,660	0	-100	10,081	0	-100
MARTINIQUE	3,259	8,728	167.81	15,081	25,903	71.76
NETHERLANDS ANTILLES	52,028	39,649	-23.79	47,161	23,115	-50.99
SAINT LUCIA	0	199	-	0	6,191	-
TURKS AND CAICOS ISLANDS	42,920	0	-100	19,559	0	-100
GUADELOUPE	23,494	51,538	119.37	33,761	47,594	40.97
SAINT KITTS AND NEVIS	546	326	-40.29	5,740	7,138	24.36
UNITED KINGDOM	2,137,250	1,236,980	-42.12	18,128,195	9,386,992	-48.22
NETHERLANDS	14,288,886	30,963,399	116.7	59,451,240	48,296,945	-18.76
FRANCE	3,251,119	3,058,805	-5.92	7,561,327	8,905,802	17.78
GERMANY, FED. REP. OF	6,155,701	4,545,174	-26.16	33,599,321	26,272,424	-21.81
AUSTRIA	354,579	266,262	-24.91	2,647,450	3,536,589	33.58
BELGIUM	5,849,614	4,209,414	-28.04	18,552,600	18,857,063	1.64
SWITZERLAND	197,094	72,820	-63.05	1,177,151	550,784	-53.21
LUXEMBOURG	81	34	-58.02	38,777	17,596	-54.62
DENMARK	930,562	704,243	-24.32	3,780,251	3,825,426	1.2
NORWAY	6,701,397	7,291,191	8.8	1,981,018	2,119,594	7
SWEDEN	652,157	347,803	-46.67	2,167,794	2,239,062	3.29
FINLAND	1,039,977	493,031	-52.59	10,769,083	4,507,922	-58.14
IRELAND	24,619	9,543	-61.24	331,426	151,279	-54.36
ITALY	2,599,656	3,914,759	50.59	15,637,813	12,121,615	-22.49
SPAIN	1,624,897	1,122,829	-30.9	3,107,978	2,374,597	-23.6
PORTUGAL	131,059	238,163	81.72	479,174	1,572,512	228.17
ICELAND	22,261	0	-100	6,303	0	-100
GREECE	928,681	1,569,928	69.05	3,311,163	3,881,686	17.23
ANDORRA	174	0	-100	4,185	0	-100
DEMOCRATIC REPUBLIC OF THE	40,000	81,458	103.65	16,366	115,204	603.92
HUNGARY	114,023	86,060	-24.52	435,587	373,202	-14.32
POLAND	631,558	725,016	14.8	3,780,474	2,634,494	-30.31
ROMANIA	41,062	25,707	-37.39	253,194	159,087	-37.17
BULGARIA	13,643	91,054	567.4	273,009	431,347	58
YUGOSLAVIA	0	33,389	-	0	126,669	-
ALBANIA	0	27,242	-	0	102,318	-
AZERBAIJAN	4,268	103	-97.59	44,285	20,612	-53.46
BELARUS	5,658	3,532	-37.58	32,621	55,756	70.92
KAZAKHSTAN	33,714	591,244	1653.7	182,324	2,091,635	1047.21
KYRGYZSTAN	0	12,917	-	0	69,404	-
TAJIKISTAN	0	29,693	-	0	116,409	-
UKRAINE	307,903	53,833	-82.52	337,047	267,593	-20.61
LITHUANIA	26,660	1,023	-96.16	74,164	19,176	-74.14

TABEL 5. PERKEMBANGAN EKSPOR INDONESIA MENURUT KOMODITI DAN NEGARA TUJUAN

JENIS BARANG	BERAT BERSIH (KG)		PERUB	NILAI FOB (US \$)		PERUB
	JAN-MAR 2008	JAN-MAR 2009	%	JAN-MAR 2008	JAN-MAR 2009	%
(1)	(2)	(3)	(4)	(5)	(6)	(7)
LATVIA	24,708	10,736	-56.55	196,201	214,907	9.53
ESTONIA	446,593	52,380	-88.27	364,196	17,737	-95.13
GEORGIA	375,949	52,279	-86.09	516,240	13,681	-97.35
CROATIA	93,728	96,307	2.75	217,214	240,359	10.66
BOSNIA AND HERZEGOVINA	233	4,197	1701.29	1,104	49,032	4341.3
MALTA	3,571	52,907	1381.57	6,056	122,998	1931.01
SLOVAKIA	5,039	50,906	910.24	165,229	1,948,143	1079.06
SLOVENIA	11,540	57,426	397.63	117,563	91,257	-22.38
CZECH REPUBLIC	59,377	44,260	-25.46	305,438	185,906	-39.13
REP. OF MACEDONIA	0	9,059	-	0	31,186	-
RUSSIA FEDERATION	2,042,160	407,487	-80.05	3,663,378	1,264,238	-65.49
BIJI TEMBAGA	359,837,567	641,142,507	78.18	753,437,024	1,056,521,899	40.23
JAPAN	172,775,126	274,974,460	59.15	369,425,145	422,131,663	14.27
KOREA, REPUBLIC OF	72,727,485	55,125,607	-24.2	151,050,690	97,141,569	-35.69
CHINA	408,207	36,321,457	8797.8	40,080	61,376,310	153034.51
SINGAPORE	0	10,720,986	-	0	12,290,993	-
PHILIPPINES	29,637,720	71,999,998	142.93	63,035,195	120,266,392	90.79
INDIA	0	82,200,000	-	0	157,479,644	-
SPAIN	84,289,029	109,799,999	30.27	169,885,914	185,835,328	9.39
BIJI NIKEL	4,510,926,895	1,362,028,320	-69.81	210,486,232	40,581,960	-80.72
JAPAN	557,826,000	307,137,200	-44.94	52,894,606	14,880,440	-71.87
HONG KONG	20,000	0	-100	600	0	-100
CHINA	3,301,281,078	875,851,118	-73.47	117,881,932	19,043,841	-83.84
SINGAPORE	0	2	-	0	2	-
MALAYSIA	50,000,000	0	-100	875,000	0	-100
AUSTRALIA	123,183,817	0	-100	5,046,031	0	-100
UNITED KINGDOM	12,450,000	50,050,000	302.01	694,087	2,142,122	208.62
SWITZERLAND	243,086,000	0	-100	16,795,667	0	-100
GREECE	0	47,720,000	-	0	1,171,127	-
UKRAINE	223,080,000	81,270,000	-63.57	16,298,309	3,344,428	-79.48
BAUKSIT	2,946,052,060	2,143,610,645	-27.24	26,057,896	33,347,860	27.98
JAPAN	73,866,060	49,000,000	-33.66	1,357,063	900,185	-33.67
TAIWAN	34,900,000	33,000,000	-5.44	383,900	430,501	12.14
CHINA	2,837,286,000	2,061,610,645	-27.34	24,316,933	32,017,174	31.67
BIJI TIMAH/TIN	2,000	700	-65	588	170	-71.09
HONG KONG	0	700	-	0	170	-
MALAYSIA	2,000	0	-100	588	0	-100
BATU BARA	47,752,489,454	34,718,825,809	-27.29	1,903,704,069	2,225,759,751	16.92
JAPAN	8,418,346,526	5,294,960,802	-37.1	343,616,299	401,899,368	16.96
HONG KONG	2,368,317,238	2,346,491,747	-0.92	81,446,673	142,993,747	75.57
KOREA, REPUBLIC OF	7,049,518,063	4,304,159,673	-38.94	284,639,597	239,903,114	-15.72
TAIWAN	5,659,195,234	3,208,336,849	-43.31	236,357,855	275,437,943	16.53
CHINA	3,295,329,256	1,366,886,900	-58.52	127,485,054	84,785,756	-33.49
THAILAND	3,762,037,907	1,761,709,898	-53.17	124,513,732	89,924,642	-27.78
SINGAPORE	18,601,694	8,634,007	-53.58	639,466	235,887	-63.11
PHILIPPINES	1,152,416,463	1,112,373,039	-3.47	47,447,796	78,916,300	66.32
MALAYSIA	2,663,072,184	1,247,831,334	-53.14	110,320,712	75,649,658	-31.43
CAMBODIA	15,422,895	7,503,000	-51.35	798,724	420,168	-47.4
VIET NAM	174,488,000	113,759,000	-34.8	7,895,142	7,448,830	-5.65
INDIA	6,301,803,733	8,239,193,226	30.74	245,681,546	467,509,062	90.29
PAKISTAN	736,922,591	294,369,182	-60.05	35,046,568	22,623,265	-35.45
SRI LANKA	41,829,680	20,572,169	-50.82	1,731,964	1,203,472	-30.51
UNITED ARAB EMIRATES	2	12,972	648500	6	14,154	235800
AUSTRALIA	1	7	600	1	14	1300
NEW ZEALAND	61,409,000	184,865,000	201.04	1,283,447	8,190,983	538.2
AMERICAN SAMOA	71,859,000	0	-100	2,196,011	0	-100
UNITED STATES	775,975,895	672,384,000	-13.35	23,599,826	39,119,487	65.76
MEXICO	0	63,123,000	-	0	5,207,648	-
CHILE	73,024,000	146,480,000	100.59	2,504,723	14,449,831	476.9
COSTA RICA	64,704,000	0	-100	2,075,057	0	-100
UNITED KINGDOM	595,330,000	523,786,000	-12.02	19,496,697	38,456,520	97.25
NETHERLANDS	664,621,092	1,037,079,004	56.04	28,995,839	63,198,222	117.96
GERMANY, FED. REP. OF	30,000,000	0	-100	1,020,000	0	-100
BELGIUM	77,010,000	0	-100	3,253,672	0	-100
SWITZERLAND	881,443,000	54,593,000	-93.81	30,188,525	3,319,253	-89
IRELAND	157,506,000	0	-100	5,402,455	0	-100
ITALY	1,436,421,000	1,217,382,000	-15.25	95,928,607	79,199,813	-17.44
SPAIN	627,265,000	1,108,421,000	76.71	19,537,835	66,983,689	242.84
GREECE	0	31,501,000	-	0	1,197,038	-
CROATIA	67,980,000	135,566,000	99.42	3,025,110	4,948,836	63.59
SLOVENIA	452,539,000	216,852,000	-52.08	15,367,292	12,523,051	-18.51
REP. OF MACEDONIA	58,101,000	0	-100	2,207,838	0	-100

TABEL 5. PERKEMBANGAN EKSPOR INDONESIA MENURUT KOMODITI DAN NEGARA TUJUAN

JENIS BARANG	BERAT BERSIH (KG)		PERUB	NILAI FOB (US \$)		PERUB
	JAN-MAR 2008	JAN-MAR 2009	%	JAN-MAR 2008	JAN-MAR 2009	%
(1)	(2)	(3)	(4)	(5)	(6)	(7)
GRANIT	1,183,148,625	1,214,487,855	2.65	11,082,110	11,494,711	3.72
JAPAN	0	142,133	-	0	14,595	-
SINGAPORE	1,183,060,862	1,214,209,396	2.63	11,065,027	11,408,885	3.11
MALAYSIA	68,752	34,020	-50.52	5,852	5,242	-10.42
AUSTRALIA	0	44,751	-	0	13,909	-
UNITED STATES	3,107	48,267	1453.49	396	39,226	9805.56
CANADA	7,868	0	-100	6,374	0	-100
FRANCE	1,325	0	-100	1,092	0	-100
GERMANY, FED. REP. OF	6,711	0	-100	3,369	0	-100
SPAIN	0	3,142	-	0	6,889	-
POLAND	0	4,336	-	0	3,125	-
SLOVENIA	0	1,810	-	0	2,840	-
PASIR ALAM	13,762	22,745	65.27	54,372	2,487	-95.43
JAPAN	0	1	-	0	1	-
THAILAND	8,162	0	-100	3,216	0	-100
PHILIPPINES	0	22,000	-	0	2,442	-
GERMANY, FED. REP. OF	5,600	0	-100	51,156	0	-100
DENMARK	0	400	-	0	4	-
RUSSIA FEDERATION	0	344	-	0	40	-
HASIL TAMBANG LAIN	2,898,484,539	1,927,462,211	-33.5	77,159,406	44,497,285	-42.33
JAPAN	4,189,145	4,223,564	0.82	520,412	724,654	39.25
HONG KONG	1,306,604	500,000	-61.73	495,150	74,935	-84.87
KOREA, REPUBLIC OF	68,866,677	9,192,675	-86.65	2,271,818	834,116	-63.28
TAIWAN	4,050,766	5,405,246	33.44	617,049	612,967	-0.66
CHINA	1,847,653,595	1,103,039,130	-40.3	53,838,544	31,375,276	-41.72
THAILAND	1,871,878	728,229	-61.1	198,545	62,992	-68.27
SINGAPORE	649,348,987	665,354,048	2.46	7,148,497	6,542,728	-8.47
PHILIPPINES	302,900	259,927	-14.19	35,956	65,837	83.1
MALAYSIA	13,632,048	3,512,601	-74.23	1,096,983	437,700	-60.1
MYANMAR (FORM. BURMA)	32,000	42,000	31.25	4,544	5,230	15.1
CAMBODIA	1,513,777	442,800	-70.75	107,049	29,620	-72.33
BRUNEI DARUSSALAM	55,952	0	-100	45,425	0	-100
VIET NAM	2,061,766	1,825,731	-11.45	223,794	218,707	-2.27
MALDIVES	137,154	206,269	50.39	118,318	86,455	-26.93
INDIA	11,731,265	13,167,031	12.24	2,285,215	389,545	-82.95
PAKISTAN	20,496	0	-100	3,436	0	-100
BANGLADESH	22,748,540	2,313,479	-89.83	556,124	174,277	-68.66
SRI LANKA	0	74,750	-	0	7,920	-
IRAN (ISLAMIC REPUBLIC OF)	0	100,000	-	0	30,000	-
SAUDI ARABIA	18,899	66,000	249.22	7,256	6,600	-9.04
KUWAIT	15,426	20,000	29.65	3,675	5,500	49.66
TURKEY	0	1,000	-	0	70	-
UNITED ARAB EMIRATES	121,483,120	110,507,744	-9.03	1,962,277	1,670,284	-14.88
CYPRUS	0	11,552	-	0	3,114	-
LIBYAN ARAB JAMAHIRIYA	2,480	0	-100	13,095	0	-100
KENYA	115,000	0	-100	24,725	0	-100
REUNION	0	585	-	0	333	-
NIGERIA	0	165	-	0	308	-
DJIBOUTI	273,000	0	-100	37,674	0	-100
SOUTH AFRICA	84,629	108,849	28.62	421,917	8,803	-97.91
MAURITIUS	390,000	0	-100	156,000	0	-100
AUSTRALIA	1,594,537	5,529,587	246.78	236,833	694,643	193.3
NEW ZEALAND	1,426	1,997	40.04	911	1,118	22.72
NEW CALEDONIA	263	742	182.13	453	644	42.16
FIJI	80	1,200	1400	392	675	72.19
SOLOMON ISLANDS	77	0	-100	206	0	-100
EAST TIMOR	111,600	249,600	123.66	61,355	148,093	141.37
UNITED STATES	45,138	177,510	293.26	21,237	137,770	548.73
CANADA	4,377	0	-100	3,426	0	-100
BRAZIL	374	17,498	4578.61	2,131	7,973	274.14
ANGUILLA	0	506	-	0	2,067	-
FRENCH POLYNESIA	610	0	-100	1,109	0	-100
NETHERLANDS ANTILLES	0	168	-	0	201	-
UNITED KINGDOM	36,000	19,087	-46.98	3,574	10,750	200.78
NETHERLANDS	53,118	30,860	-41.9	30,919	21,938	-29.05
FRANCE	16,678	25,962	55.67	10,683	16,707	56.39
GERMANY, FED. REP. OF	28,371	271,343	856.41	12,455	51,847	316.27
AUSTRIA	278	51	-81.65	397	126	-68.26
BELGIUM	1,171	2,901	147.74	2,219,578	16,880	-99.24
SWITZERLAND	144,625,033	0	-100	2,314,075	0	-100
DENMARK	0	5,600	-	0	56	-
NORWAY	19,636	19,938	1.54	9,450	12,540	32.7
ITALY	31,528	42	-99.87	27,779	150	-99.46
SPAIN	3,384	789	-76.68	4,994	1,065	-78.67
POLAND	4,756	2,827	-40.56	3,971	3,489	-12.14
SLOVENIA	0	284	-	0	542	-

TABEL 5. PERKEMBANGAN EKSPOR INDONESIA MENURUT KOMODITI DAN NEGARA TUJUAN

JENIS BARANG	BERAT BERSIH (KG)		PERUB	NILAI FOB (US \$)		PERUB
	JAN-MAR 2008	JAN-MAR 2009	%	JAN-MAR 2008	JAN-MAR 2009	%
(1)	(2)	(3)	(4)	(5)	(6)	(7)
RUSSIA FEDERATION	0	344	-	0	40	-
BARANG-BARANG SENI	686,688	574,559	-16.33	2,245,688	3,032,371	35.03
JAPAN	42,400	49,659	17.12	267,199	102,159	-61.77
HONG KONG	3,841	2,089	-45.61	19,559	36,391	86.06
KOREA, REPUBLIC OF	2,730	214	-92.16	32,558	3,126	-90.4
TAIWAN	1,526	2,372	55.44	10,003	305,112	2950.2
CHINA	1,748	805	-53.95	7,391	17,304	134.12
MACAU	384	0	-100	28,140	0	-100
PAPUA NEW GUINEA	0	157	-	0	142	-
THAILAND	360	171	-52.5	2,560	597	-76.68
SINGAPORE	16,143	19,032	17.9	270,896	1,013,553	274.15
PHILIPPINES	560	992	77.14	10,984	1,327	-87.92
MALAYSIA	12,998	15,721	20.95	41,481	28,143	-32.15
CAMBODIA	191	0	-100	132	0	-100
BRUNEI DARUSSALAM	349	528	51.29	3,343	80	-97.61
MALDIVES	0	157	-	0	3,004	-
INDIA	614	1,590	158.96	2,225	2,499	12.31
SRI LANKA	0	588	-	0	138	-
IRAN (ISLAMIC REPUBLIC OF)	1,684	1,869	10.99	7,941	17,947	126
SAUDI ARABIA	29,629	2,287	-92.28	20,691	6,909	-66.61
ISRAEL	11	0	-100	5	0	-100
KUWAIT	0	367	-	0	850	-
LEBANON	20	0	-100	238	0	-100
OMAN	0	77	-	0	510	-
TURKEY	43,577	29,659	-31.94	54,349	55,624	2.35
UNITED ARAB EMIRATES	2,917	383	-86.87	19,072	2,310	-87.89
BAHRAIN	36	60	66.67	51	128	150.98
CYPRUS	25	0	-100	658	0	-100
EGYPT	0	1,346	-	0	23,090	-
MOROCCO	0	347	-	0	752	-
TUNISIA	0	502	-	0	6,117	-
NAMIBIA	11	0	-100	100	0	-100
MADAGASCAR	0	565	-	0	1,158	-
REUNION	3,970	4,768	20.1	6,483	7,726	19.17
MOZAMBIQUE	36	3,500	9622.22	92	9,525	10253.26
NIGERIA	0	3	-	0	18	-
GABON	0	560	-	0	1,149	-
SENEGAL	22,316	0	-100	20,000	0	-100
SOUTH AFRICA	16,478	1,782	-89.19	19,027	2,910	-84.71
MAURITIUS	1,212	1,008	-16.83	2,586	7,960	207.81
VIRGIN ISLANDS (BRITISH)	0	32	-	0	216	-
AUSTRALIA	59,047	32,148	-45.56	117,587	57,541	-51.07
NEW ZEALAND	2,669	886	-66.8	5,236	2,175	-58.46
GUAM	681	212	-68.87	1,235	238	-80.73
NEW CALEDONIA	2,959	6,114	106.62	5,105	9,531	86.7
VANUATU	1,636	20	-98.78	1,434	32	-97.77
WALLIS AND FUTUNA ISLANDS	21	0	-100	30	0	-100
SAMOA	737	0	-100	1,476	0	-100
SOLOMON ISLANDS	3,115	0	-100	8,307	0	-100
EAST TIMOR	0	187	-	0	210	-
UNITED STATES	101,100	111,011	9.8	349,011	269,079	-22.9
CANADA	8,874	14,545	63.91	24,398	39,708	62.75
MEXICO	2,215	183	-91.74	1,125	346	-69.24
NICARAGUA	249	0	-100	303	0	-100
CHILE	9	188	1988.89	21	200	852.38
BRAZIL	514	610	18.68	72,101	39,017	-45.89
COLOMBIA	0	2,080	-	0	3,057	-
PERU	0	1,209	-	0	563	-
JAMAICA	34	0	-100	50	0	-100
PUERTO RICO	1,850	0	-100	1,710	0	-100
DOMINICAN REPUBLIC	436	72	-83.49	628	139	-77.87
COSTA RICA	0	5	-	0	22	-
HAITI	0	2,341	-	0	4,469	-
CAYMAN ISLANDS	607	0	-100	136	0	-100
FRENCH POLYNESIA	4,141	5,664	36.78	6,350	5,368	-15.46
GRENADA	133	0	-100	893	0	-100
MARTINIQUE	1	1,031	103000	1	1,486	148500
NETHERLANDS ANTILLES	333	155	-53.45	1,015	1,781	75.47
GUADELOUPE	795	656	-17.48	1,228	1,064	-13.36
UNITED KINGDOM	8,496	7,865	-7.43	27,427	161,897	490.28
NETHERLANDS	58,511	55,936	-4.4	198,879	160,244	-19.43
FRANCE	60,575	41,614	-31.3	220,537	169,187	-23.28
GERMANY, FED. REP. OF	10,765	22,872	112.47	26,040	63,092	142.29
AUSTRIA	3,564	707	-80.16	5,687	1,821	-67.98
BELGIUM	18,156	16,106	-11.29	41,718	50,536	21.14
SWITZERLAND	997	879	-11.84	2,515	3,512	39.64
DENMARK	815	2,361	189.69	1,978	8,938	351.87

TABEL 5. PERKEMBANGAN EKSPOR INDONESIA MENURUT KOMODITI DAN NEGARA TUJUAN

JENIS BARANG	BERAT BERSIH (KG)		PERUB %	NILAI FOB (US \$)		PERUB %
	JAN-MAR 2008	JAN-MAR 2009		JAN-MAR 2008	JAN-MAR 2009	
(1)	(2)	(3)	(4)	(5)	(6)	(7)
NORWAY	89	119	33.71	160	1,859	1061.88
SWEDEN	439	45	-89.75	704	64	-90.91
FINLAND	10	92	820	28	4	-85.71
IRELAND	364	6	-98.35	5,390	15	-99.72
ITALY	65,275	50,777	-22.21	169,182	136,353	-19.4
SPAIN	48,219	36,486	-24.33	73,582	116,153	57.86
PORTUGAL	6,454	2,910	-54.91	11,201	1,761	-84.28
GREECE	1,718	3,022	75.9	4,403	6,696	52.08
DEMOCRATIC REPUBLIC OF THE	0	193	-	0	614	-
HUNGARY	2,086	1,504	-27.9	3,842	2,883	-24.96
POLAND	22	13	-40.91	33	32	-3.03
UKRAINE	0	1,178	-	0	1,740	-
LITHUANIA	0	162	-	0	451	-
LATVIA	0	6,000	-	0	45,181	-
CROATIA	1,733	704	-59.38	886	3,720	319.86
MALTA	128	10	-92.19	1,486	130	-91.25
SLOVENIA	9	0	-100	3	0	-100
CZECH REPUBLIC	0	126	-	0	464	-
RUSSIA FEDERATION	341	365	7.04	2,863	524	-81.7
LAINNYA	800	226	-71.75	1,100	677	-38.45
CHINA	500	226	-54.8	500	677	35.4
SINGAPORE	300	0	-100	600	0	-100
TOTAL EKSPOR	88,791,723,237	65,275,431,301	-26.48	33,746,007,788	23,029,154,790	-31.76