KATA PENGANTAR

Publikasi Statistik Impor Mei merupakan kelanjutan dari publikasi sebelumnya yang diterbitkan secara bulanan oleh Badan Pusat Statistik (BPS). Publikasi ini berisi data yang merupakan hasil pengolahan dokumen, baik yang berupa soft copy maupun hard copy. Data yang disajikan dalam publikasi ini, mencakup :

A. Impor menurut Golongan Barang HS, Golongan Barang SITC, Komoditi (HS), Negara Asal, Pelabuhan Impor, Negara Asal dan Lima Golongan Barang Utama SITC 3 dijit, Komoditi tertentu dan Negara Asal Utama
B. Impor Kawasan Berikat menurut Golongan Barang HS 2 dijit, Golongan Barang SITC, Negara Asal, Provinsi dan Pelabuhan Impor

Ucapan terima kasih dan penghargaan yang setinggi-tingginya disampaikan kepada seluruh aparat Bea dan Cukai serta Bank Indonesia yang telah secara teratur dan berkesinambungan mengirimkan dokumen PIB, juga kepada PT. Pertamina yang telah memberikan data impor minyak dan gas secara rutin. Selanjutnya, kepada semua pihak yang telah banyak membantu Badan Pusat Statistik sehingga memungkinkan diterbitkannya publikasi ini, juga disampaikan terima kasih.

Akhirnya, kami mengharapkan semoga publikasi ini dapat bermanfaat bagi pemakai.

https://www.bps.go.id

Jakarta, Agustus 2010
Badan Pusat Statistik
Kepala,

Dr. RUSMAN HERIAWAN
NIP. 340003999

FOREWORD

The monthly publication of import statistics, is a sequential issue from the preceding publication which developed by The BPS-Statistics Indonesia. This Publication contains the data of imports document on both softcopy and hardcopy. The data in this publication covered:

A. Import by HS Commodity Groups, SITC Commodity Groups, Commodity (HS), Country of Origin, Port of Importation, Country of Origin and Five Major SITC Commodity Group, Certain Commodities import by Main Country of Origin
B. Bonded Zone import by Commodity 2 Digits HS, by SITC Commodity Group, Country of Origin, by Province and port of Importation

Deeply gratitude and the highest appreciation are due to the Custom Officers and Bank of Indonesia of their contribution of regularly in sending documents, and also to PT. Pertamina for the best cooperation in supporting data of oil and gas so that BPS published this edition successfully.

Finally, it is hoped that this publication would be useful for users.

https://www.bps.go.id

Jakarta, August 2010
BPS-Statistics Indonesia

Dr. RUSMAN HERIAWAN
Director General

PENJELASAN

1. DAERAH PENCATATAN

Daerah pencatatan statistik dalam publikasi ini meliputi seluruh wilayah Republik Indonesia.

2. SUMBER DOKUMEN

Statistik dikumpulkan berdasarkan dokumen impor (Pemberitahuan Impor Barang (PIB - BC 2.0) dan Pemberitahuan Pengangkutan Barang Impor (PPBI – BC 2.3) yang diisi oleh importir. Dokumen PIB - BC 2.0 dan PPBI - BC 2.3 diterima dari Bea dan Cukai dan berlaku sejak April 1997 berdasarkan Surat Keputusan Menteri Keuangan nomor 101/KMK.05/1997 tanggal 10 Maret 1997.

3. SISTEM PERDAGANGAN

Sistem pencatatan Statistik Perdagangan Luar Negeri mempergunakan Sistem Perdagangan Umum (*the General Trade System*) atau dengan Sistem Perdagangan Khusus (*the Special Trade System*). Dalam Sistem Perdagangan Umum, Kawasan Berikat dianggap sebagai ”dalam negeri”, sedangkan dalam Sistem Perdagangan Khusus, dianggap sebagai ”luar negeri”. Sejak Januari 2008, sistem pencatatan Statistik Impor menggunakan Sistem Perdagangan Umum.

4. RUANG LINGKUP

Pencatatan Statistik Impor meliputi seluruh barang-barang yang masuk ke wilayah Indonesia.

5. KASUS KHUSUS

Sebagian impor kapal laut dan pesawat beserta suku cadangnya termasuk dalam Statistik Impor.

Barang-barang luar negeri yang diolah atau diperbaiki didalam negeri tetap dicatat sebagai barang impor, meskipun setelah barang tersebut selesai diproses akan kembali ke luar negeri (*re-ekspor*).

Barang-barang di bawah ini tidak termasuk di dalam Statistik Impor:

a. Pakaian dan barang-barang perhiasan penumpang.
b. Barang-barang penumpang untuk dipakai sendiri, kecuali lemari es, pesawat TV dan sebagainya.
c. Barang-barang yang diimpor untuk keperluan perwakilan (kedutaan) suatu negara.
d. Barang-barang untuk ekspedisi dan ekshibisi/pameran.
e. Sebagian barang-barang yang langsung diimpor oleh angkatan bersenjata.
f. Pembungkus/peti kemas.
g. Uang dan surat-surat berharga.
h. Barang-barang sebagai contoh.

https://www.bps.go.id

6. SISTEM PENGOLAHAN

Data dalam publikasi ini mencakup dokumen PIB selama Mei 2010 yang diterima oleh Badan Pusat Statistik sampai akhir Juni 2010. Sistem pengolahan menggunakan *Carry Over*. Dengan metode ini dokumen-dokumen dari Bea dan Cukai ditunggu selama satu bulan setelah bulan berjalan. Dokumen-dokumen yang datang terlambat akan dimasukkan dalam bulan pengolahan berikutnya.

7. KLASIFIKASI JENIS BARANG

Penggolongan barang yang digunakan di dalam statistik impor adalah klasifikasi Barang Impor yang berdasarkan pada Buku Tarif Bea Masuk Indonesia 2007 (BTBMI 2007) yang mengacu pada amandemen keempat dari World Customs Organization (WCO) sebagai lembaga Internasional yang menyusun klasifikasi Harmonized System (HS). Disamping menggunakan HS sebagai klasifikasi jenis barang, juga digunakan Standard International Trade Classification (SITC) Revisi 4.

8. PERIODE REFERENSI

Periode penentuan impor adalah tanggal penyelesaian dokumen oleh pejabat-pejabat Bea dan Cukai yang terdapat dalam dokumen impor.

9. NILAI BARANG

Nilai barang dinyatakan dalam nilai CIF (US$) dan nilai Kurs Mei 2010 yang digunakan adalah US$ 1 = Rp. 9.174,-

10. SATUAN BARANG

Berat barang impor adalah berat bersih dan dinyatakan dalam Kg.

11. NEGARA ASAL

Negara asal adalah negara dimana barang-barang tersebut dihasilkan yang dokumennya setelah diperiksa oleh pejabat Bea dan Cukai dan dinyatakan sesuai dengan peraturan yang berlaku.

https://www.bps.go.id

EXPLANATORY NOTES

1. AREA RECORDINGS

The statistical recording area in this publication covers the entire territory of the Republic of Indonesia.

2. SOURCE OF DOCUMENTS

Statistics are compiled based on Import Declaration Form (Pemberitahuan Impor Barang (PIB-BC 2.0) or Pemberitahuan Pengangkutan Barang Impor (PPBI-BC 2.3)) of Import documents that are filled by importers. The PIB documents received from Customs and Excise, prevailing on April 1, 1997, based on Minister of Finance Decree No. 101/KMK.05/1997, March 10, 1997.

3. TRADE SYSTEM

The systems of recording Foreign Trade Statistics apply the General Trade System or the Special Trade System. In the General Trade System, the Bonded Zone is regarded as "*Domestic*", while in the Special Trade System; the Bonded Zone is regarded as "*Abroad*". Since January 2008, the systems of recording import Statistics have applied the General Trade System.

https://www.bps.go.id

4. COVERAGE

The recording Import Statistics covers all goods entering the Indonesian territory.

5. PARTICULAR CASES

5.1 Part of importation of sea vessels and airplanes and their spare parts are included in the Import Statistics.

5.2 Overseas goods which are processed or modified in Indonesian Country are recorded as importation, although after the goods finish process will return to abroad (re-exports).

5.3 The goods here under are not included in the Import Statistics:

a. Clothes and jewelry of passengers.
b. Luggage of passengers of own use, except refrigerators, television sets, etc.
c. Goods imported for the use of foreign countries representations (embassies).
d. Goods for expeditions and exhibition shows.
e. A part of the goods directly imported by armed forces.
f. Packing's containers to be refilled.
g. Bank notes and securities.
h. Sample goods.

6. PROCESSING SYSTEM

The data in this publication covers documents of May 2010 were received by the BPS to the end of June, 2010. The documents are processed using a carry over system. The deadline for the acceptance of documents of a certain month is one month after the reference period, which means the end of the following month. The documents accepted after the deadline is considered as the document of the following month.

7. COMMODITY CLASSIFICATION

The classification of goods in this publication applies the 2007 Indonesia's Tariff Classification, based on fourth amendment from World Customs Organization (WCO) as an International Organization who arranged the Classification of Harmonized System (HS). Besides applying the HS, the Standard International Trade Classification (SITC) Revised 4 is also applied in the classification of goods.

8. REFERENCE PERIOD

The period of import determination is the date of settlement/completion by the Customs and Excise Officials as stated in the Import documents.

9. COMMODITY VALUATION

The values recorded, are the CIF value (US$). The exchange rate use for May 2010, US$ 1 = Rp. 9.174,-

10. UNIT OF COMMODITY

The net weight imported of goods are present to Kg.

11. COUNTRY OF ORIGIN

Country of origin is the country in which the goods have been produced, after being verified by Customs and Excise Officials, pursuant to the prevailing regulations

https://www.bps.go.id

DAFTAR ISI/*CONTENTS*

Halaman/*Page*

KATA PENGANTAR/*FOREWORD* …….. iii-iv

PENJELASAN/*EXPLANATORY NOTES* ……. v-viii

DAFTAR ISI/*CONTENTS* ……. Ix

RINGKASAN/*SUMMARY* …….. xi-xix

Tabel/*Table* I-1. Import Menurut Golongan Barang HS/*Import by HS Commodity Groups*

A. Menurut 21 Golongan Barang HS/*By 21 HS Commodity Groups* ……... 1

B. Menurut Golongan Barang 2 Dijit HS/*By Commodity Groups 2 Digit Code HS* ……..... 2

C. Menurut 40 Golongan Barang HS Terbesar/*By 40 Biggest Commodities 10 Digit HS Code* ……..... 3

Tabel/*Table* I-2. Impor Menurut Golongan Barang SITC/*Import by SITC Commodity Groups* ……. 4-8

Tabel/*Table* I-3. Impor Menurut Komoditi (HS)/*Import by Commodity (HS)* ……... 9-106

Tabel/*Table* I-4. Impor Menurut Negara Asal/*Import by Country of Origin* …… 107-109

Tabel/*Table* I-5. Impor Menurut Pelabuhan Impor/*Import by Port of Importation* …... 110-112

Tabel/*Table* I-6 Impor Menurut Negara Asal dan Lima Golongan Barang (SITC) Utama/*Import by Country of Origin and Five Major SITC Commodity Group* ……... 113-144

Tabel/*Table* I-7 Impor Komoditi Tertentu Menurut Negara Asal Utama/*Certain Commodities Import by Main Country of Origin* …… 145-149

Tabel/*Table* K1 Import Kawasan Berikat Menurut Golongan Barang 2 Dijit HS/*Bonded Zone Import by Commodity 2 Digits HS* ……..... 150-151

Tabel/*Table* K2 Impor Kawasan Berikat Menurut Golongan Barang SITC/ *Bonded Zone Import by SITC Commodity Group* ……..... 152-157

Tabel/*Table* K3 Impor Kawasan Berikat Menurut Negara Asal/*Bonded Zone Import by Country of Origin* ……... 158-160

Tabel/*Table* K4 Impor Kawasan Berikat Menurut Provinsi dan Pelabuhan Impor/ *Bonded Zone Import by Province and Port of Importation*..... 161-163

https://www.bps.go.id

RINGKASAN

Pada Mei 2010 nilai impor mencapai USD9.980,4 juta yang terdiri dari impor melalui Kawasan Berikat sebesar USD1.820,6 juta (18,24 persen) dan di Luar Kawasan Berikat sebesar USD8.159,8 juta (81,76 persen). Nilai impor migas Indonesia mencapai USD1.976,6 juta atau 19,80 persen dari total impor Indonesia. Sedangkan nilai impor nonmigas mencapai USD8.003,8 juta dan memberikan peranan sebesar 80,20 persen terhadap total impor Indonesia.

TABEL 1. IMPOR MIGAS DAN NONMIGAS
MEI 2009 – MEI 2010

Tahun/Bulan		Migas		Nonmigas		Total	
		Indonesia	Kawasan Berikat	Indonesia	Kawasan Berikat	Indonesia	Kawasan Berikat
				Nilai CIF (Juta USD)			
2009	Mei	1 560,1	4,2	6 081,2	1 398,9	7 641,3	1 403,1
	Juni	1 441,8	3,9	6 493,7	1 502,6	7 935,5	1 506,5
	Juli	1 836,8	12,6	6 846,5	1 585,4	8 683,3	1 598,0
	Agustus	1 519,9	6,4	8 187,4	1 310,2	9 707,3	1 316,6
	September	2 371,3	1,5	6 145,3	1 440,3	8 516,6	1 441,8
	Oktober	1 916,2	6,5	7 513,9	1 458,7	9 430,1	1 465,2
	November	1 830,9	4,0	6 983,8	1 563,1	8 814,7	1 567,1
	Desember	2 095,5	6,3	8 204,4	1 543,5	10 299,9	1 549,8
2010	Januari	1 936,9	0,9	7 553,6	1 542,2	9 490,5	1 543,1
	Februari	2 045,5	14,1	7 452,6	1 599,3	9 498,1	1 613,4
	Maret	2 252,0	13,7	8 720,6	1 730,8	10 972,6	1 744,5
	April	2 523,0	1,6	8 712,8	1 691,0	11 235,8	1 692,6
	Mei	1 976,6	1,5	8 003,8	1 819,1	9 980,4	1 820,6
				PerananTerhadapTotal Impor (%)			
2009	Mei	20,42	0,30	79,58	99,70	100,00	100,00
	Juni	18,17	0,26	81,83	99,74	100,00	100,00
	Juli	21,15	0,79	78,85	99,21	100,00	100,00
	Agustus	15,66	0,49	84,34	99,51	100,00	100,00
	September	27,84	0,10	72,16	99,90	100,00	100,00
	Oktober	20,32	0,44	79,68	99,56	100,00	100,00
	November	20,77	0,26	79,23	99,74	100,00	100,00
	Desember	20,34	0,41	79,66	99,59	100,00	100,00
2010	Januari	20,41	0,06	79,59	99,94	100,00	100,00
	Februari	21,54	0,87	78,46	99,13	100,00	100,00
	Maret	20,52	0,79	79,48	99,21	100,00	100,00
	April	22,46	0,09	77,54	99,91	100,00	100,00
	Mei	19,80	0,08	80,20	99,92	100,00	100,00

https://www.bps.go.id

Dari total nilai impor migas Indonesia, impor melalui Kawasan Berikat hanya sebesar USD1,5 juta atau 0,08 persen, sedangkan sisanya sebanyak USD1.975,1 juta (99,92 persen) di Luar Kawasan Berikat. Sementara itu, nilai impor nonmigas di Luar Kawasan Berikat mencapai USD6.184,7 juta atau 77,27 persen dan yang melalui Kawasan Berikat sebesar USD1.819,1 juta (22,73 persen).

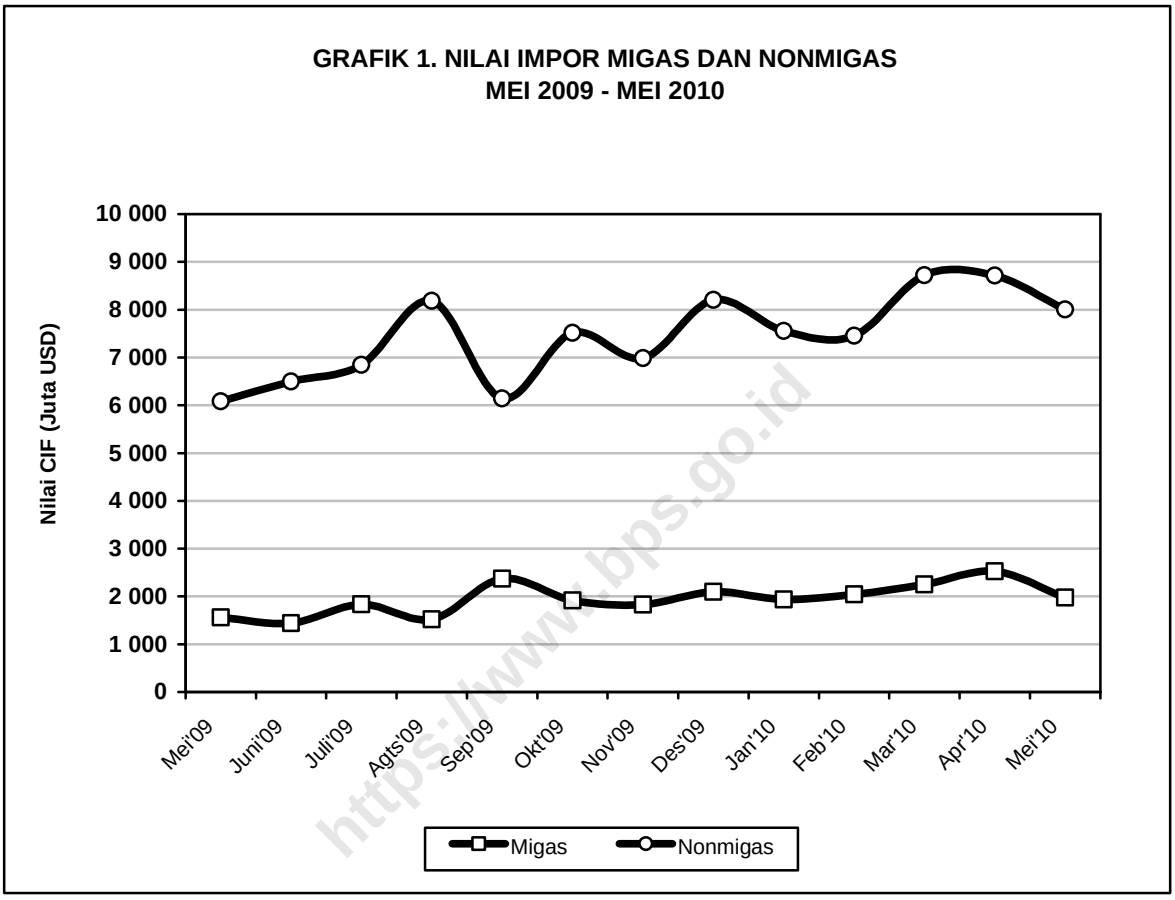

Dilihat dari peranannya, selama tiga belas bulan terakhir impor migas memberikan kontribusi rata-rata 20,56 persen per bulan dan impor nonmigas sebesar 79,44 persen per bulan. Sementara itu, pada Mei 2010 peranan impor migas mencapai 19,80 persen yang berarti angka tersebut berada di bawah rata-rata. Sebaliknya peranan impor nonmigas berada di atas rata-rata yaitu 80,20 persen.

Dengan diterapkannya Sistem Perdagangan Umum (General Trade System) dalam pencatatan statistik impor, secara keseluruhan nilai impor barang yang tercatat mengalami kenaikan yang nyata (signifikan).

TABEL 2. PERKEMBANGAN IMPOR MIGAS DAN NONMIGAS JANUARI-MEI, 2006-2010

Bulan/ Tahun		Nilai (Juta USD)			Peranan (%)		
		Migas	Nonmigas	Total	Migas	Nonmigas	Total
Jan-Apr :							
SPK :	2006	6 850,2	16 353,7	23 203,9	29,52	70,48	100,00
	2007	7 730,8	19 961,5	27 692,3	27,92	72,08	100,00
SPU :	2008	13 161,5	39 877,0	53 038,5	24,81	75,19	100,00
	2009	5 968,4	27 473,4	33 441,8	17,85	82,15	100,00
	2010	10 734,0	40 443,4	51 177,4	20,97	79,03	100,00

Keterangan : SPK = Sistem Perdagangan Khusus
SPU = Sistem Perdagangan Umum

Impor migas Januari-Mei 2010 sebesar USD10.734,0 juta atau meningkat 79,85 persen jika dibandingkan impor migas periode yang sama tahun sebelumnya. Demikian halnya dengan impor nonmigas Januari-Mei 2010 yaitu sebesar USD40.443,4 juta atau meningkat sebesar 47,21 persen dibanding impor nonmigas Januari-Mei 2009 yang sebesar USD27.473,4 juta. Dilihat dari nilainya, selama Januari-Mei periode 2006-2010 di dominasi oleh impor nonmigas dengan rata-rata peranan sebesar 79,03 persen per tahun. Dengan demikian dapat disimpulkan bahwa perekonomian Indonesia selama ini masih bertumpu pada sektor nonmigas.

https://www.bps.go.id

GRAFIK 2. DISTRIBUSI PERSENTASE IMPOR DARI DUA BELAS NEGARA UTAMA, JANUARI-MEI 2010

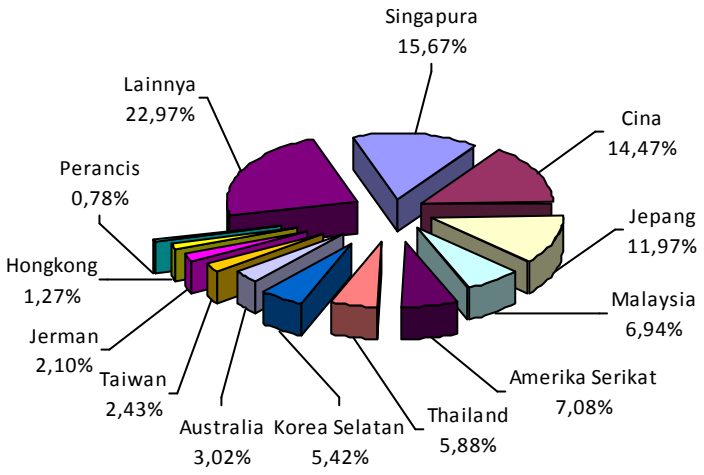

Dari keseluruhan nilai impor pada Januari-Mei 2010, 77,03 persen berasal dari dua belas negara utama. Singapura menempati posisi pertama, yaitu 15,67 persen dari total impor Indonesia, diikuti oleh Cina (14,47 persen), Jepang (11,97 persen), Malaysia (6,94 persen), Amerika Serikat (7,08 persen), Thailand (5,88 persen), Korea Selatan (5,42 persen), Australia (3,02 persen), Taiwan (2,43 persen), Jerman (2,10 persen), Hongkong (1,27 persen), dan Perancis (0,78 persen).

Impor terbesar pada Januari-Mei 2010 berasal dari kelompok sembilan negara APEC Lainnya yakni mencapai 39,43 persen atau sebesar USD20.180,4 juta. Kelompok negara ASEAN berada di urutan berikutnya dengan peranan sebesar 30,34 persen (USD15.527,9 juta), kemudian diikuti kelompok negara NAFTA sebesar 8,09 persen (USD4.140,2 juta), kelompok negara Uni Eropa 6,98 persen (USD3.569,5 juta), dan kelompok negara lainnya menyumbang 15,16 persen (USD7.759,4 juta).

GRAFIK 3. DISTRIBUSI PERSENTASE IMPOR NEGARA-NEGARA ASEAN, JANUARI-MEI 2010

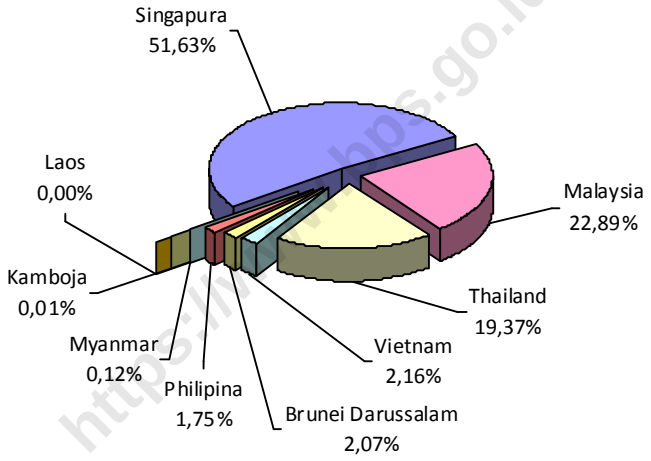

https://www.bps.go.id

Jika dilihat impor Indonesia dari kelompok ASEAN, selama Januari-Mei 2010 peranan impor yang paling tinggi adalah dari *Singapura* dengan peranan sebesar 51,63 persen dari total impor ASEAN. *Malaysia* menempati urutan kedua sebesar 22,89 persen, diikuti oleh *Thailand* (19,37 persen), *Vietnam* (2,16 persen), *Brunei Darussalam* (2,07 persen), *Philipina* (1,75 persen), sementara peranan impor dari *Myanmar, Kamboja* dan *Laos* masih di bawah satu persen.

Dari kelompok negara Uni Eropa, selama Januari-Mei 2010 peranan impor yang paling tinggi adalah dari *Jerman* dengan peranan sebesar 30,18 persen dari total impor Uni Eropa. *Perancis* menempati urutan kedua dengan peranan 11,21 persen, diikuti oleh *Italia* (10,05 persen), *Inggris* (9,96 persen), dan *Belanda* (8,19 persen).

TABEL 3. NILAI DAN PERANAN IMPOR
DARI KELOMPOK NEGARA ASEAN, NAFTA, DAN UNI EROPA
JANUARI-MEI, 2009 DAN 2010

KELOMPOK NEGARA	Januari-Mei 2009		Januari-Mei 2010		Perubahan Jan-Mei'10 thd Jan-Mei'09 (%)
	Nilai (Juta USD)	Peranan (%)	Nilai (Juta USD)	Peranan (%)	
APEC					
ASEAN	**9 071,4**	**27,13**	**15 527,9**	**30,34**	**71,17**
Thailand	1 535,7	4,59	3 007,8	5,88	95,86
Singapura	5 173,5	15,47	8 017,7	15,67	54,98
Philipina	159,1	0,48	271,5	0,53	70,65
Malaysia	1 693,5	5,06	3 554,0	6,94	109,86
Myanmar	21,3	0,06	19,0	0,04	-10,80
Kamboja	1,6	0,01	1,2	0,00	-25,00
Brunei Darussalam	247,2	0,74	321,1	0,63	29,89
Laos	0,2	0,00	0,2	0,00	0,00
Vietnam	239,3	0,72	335,4	0,65	40,16
NAFTA	**3 071,3**	**9,18**	**4 140,2**	**8,09**	**34,80**
Amerika Serikat	2 676,7	8,00	3 621,5	7,08	35,30
Kanada	345,1	1,03	444,6	0,87	28,83
Meksiko	49,5	0,15	74,1	0,14	49,70
NEGARA APEC LAINNYA	**13 117,9**	**39,23**	**20 180,4**	**39,43**	**53,84**
Jepang	3 501,6	10,47	6 125,2	11,97	74,93
Hongkong	648,7	1,94	648,4	1,27	-0,05
Korea Selatan	1 753,3	5,24	2 775,4	5,42	58,30
Taiwan	770,9	2,31	1 245,5	2,43	61,56
Cina	4 953,6	14,81	7 404,9	14,47	49,49
Papua New Guinea	27,3	0,08	13,8	0,03	-49,45
Australia	1 178,9	3,53	1 543,8	3,02	30,95
Selandia Baru	217,1	0,65	320,3	0,62	47,54
Chili	66,5	0,20	103,1	0,20	55,04
UNI EROPA	**3 345,6**	**10,00**	**3 569,5**	**6,98**	**6,69**
Jerman	868,3	2,60	1 077,1	2,11	24,05
Perancis	565,9	1,69	400,0	0,78	-29,32
Italia	271,9	0,81	358,8	0,70	31,96
Inggris	333,9	1,00	355,6	0,70	6,50
Belanda	208,7	0,62	292,4	0,57	40,11
Swedia	306,4	0,92	259,0	0,51	-15,47
Belgia	170,9	0,51	235,0	0,46	37,51
Spanyol	121,7	0,36	132,2	0,26	8,63
Austria	104,5	0,31	108,4	0,21	3,73
Finlandia	112,4	0,34	96,4	0,19	-14,23
Denmark	48,6	0,15	52,4	0,10	7,82
Hungaria	28,0	0,08	52,4	0,10	87,14
Irlandia	125,8	0,38	35,7	0,07	-71,62
Yunani	9,9	0,03	26,6	0,05	168,69
Cheska	17,5	0,05	24,6	0,05	40,57
Uni Eropa Lainnya	51,2	0,15	62,9	0,12	22,85
LAINNYA	**4 835,6**	**14,46**	**7 759,4**	**15,16**	**60,46**
TOTAL IMPOR	**33 441,8**	**100,00**	**51 177,4**	**100,00**	**53,03**

https://www.bps.go.id

TABEL 4. IMPOR MENURUT GOLONGAN PENGGUNAAN BARANG
JANUARI - MEI 2006-2010

Bulan/Tahun		Nilai (Juta USD)				Peranan (%)			
		Barang Konsumsi	Bahan Baku/ Penolong	Barang Modal	Total	Barang Konsumsi	Bahan Baku/ Penolong	Barang Modal	Total
Jan-Apr :									
SPK :	2006	1 851,0	17 756,6	3 596,3	23 203,9	7,98	76,52	15,50	100,00
	2007	2 685,7	21 130,7	3 875,9	27 692,3	9,70	76,31	14,00	100,00
SPU :	2008	3 537,0	41 788,7	7 712,8	53 038,5	6,67	78,79	14,54	100,00
	2009	2 338,4	23 795,6	7 307,8	33 441,8	6,99	71,16	21,85	100,00
	2010	3 781,3	37 479,1	9 917,0	51 177,4	7,39	73,23	19,38	100,00

Keterangan : SPK = Sistem Perdagangan Khusus
SPU = Sistem Perdagangan Umum

Rata-rata nilai impor Januari-Mei periode 2006-2010 adalah sebesar USD37.710,8 juta dengan rata-rata nilai impor barang konsumsi dan peranannya USD2.838,7 juta (7,75 persen), impor *bahan baku/penolong* sebesar USD28.390,1 juta (75,20 persen), dan impor *barang modal* sebesar USD6.482,0 juta (17,05 persen). Jika dibandingkan Januari-Mei 2009, maka nilai impor semua golongan barang periode yang sama pada 2010 mengalami peningkatan yang cukup tinggi. Peningkatan tertinggi terjadi pada kelompok *barang konsumsi* yaitu sebesar 61,70 persen. Sementara itu, impor kelompok *bahan baku/penolong* dan *barang konsumsi* meningkat masing-masing sebesar 57,50 persen dan 35,70 persen.

https://www.bps.go.id

GRAFIK 4. PERSENTASE NILAI IMPOR INDONESIA
MENURUT GOLONGAN PENGGUNAAN BARANG
JANUARI-MEI, 2009 DAN 2010

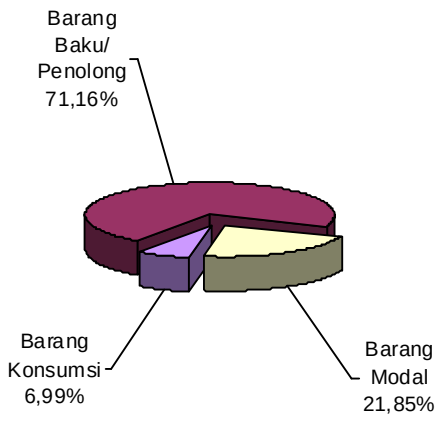

Januari-Mei 2009

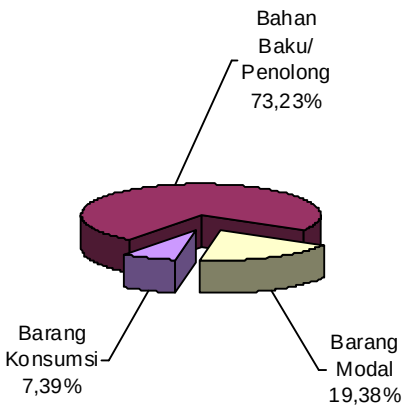

Januari-Mei 2010

Dilihat dari peranannya selama Januari-Mei periode 2006-2010, rata-rata peranan tertinggi diberikan oleh impor bahan baku/penolong yaitu 75,20 persen, diikuti oleh rata-rata impor barang modal sebesar 17,05 persen dan rata-rata impor bahan konsumsi sebesar 7,75 persen. Sementara itu, peran barang konsumsi yang tertinggi dicapai di tahun 2007 yaitu sebesar 9,70 persen. Golongan bahan baku/penolong memberikan peranan tertinggi di tahun 2008 sebesar 78,79 persen, sedangkan golongan barang modal peran tertingginya dicapai pada tahun 2009 sebesar 21,85 persen.

Jika dibandingkan dengan periode yang sama tahun sebelumnya, peranan nilai impor *barang konsumsi* dan *bahan baku/penolong* terhadap keseluruhan nilai impor pada Januari-Mei 2010 mengalami peningkatan masing-masing dari 6,99 persen menjadi 7,39 persen (naik 0,40 poin) dan dari 71,16 persen menjadi 73,23 persen (naik 2,07 poin). Sebaliknya impor *barang modal* menurun dari 21,85 persen menjadi 19,98 persen (turun 2,47 poin).

Menurut golongan barang SITC (Standard International Trade Classification) 1 dijit, kelompok barang utama impor selama Januari-Mei 2010 adalah kelompok *mesin dan alat angkutan* dengan nilai sebesar USD14.577,1 juta dan memberikan peran sebesar 35,38 persen dari total impor Indonesia. Dilihat dari nilainya, maka nilai impor kelompok ini meningkat sebesar 40,64 persen jika dibandingkan bulan yang sama tahun sebelumnya. Namun, dilihat dari peranan impor kelompok barang ini mengalami penurunan sebesar 3,07 poin yaitu dari 37,93 persen menjadi 34,86 persen.

https://www.bps.go.id

TABEL 5. IMPOR MENURUT SITC-1 DIJIT
JANUARI-MEI, 2009 DAN 2010

SITC		Januari-Mei 2009		Januari-Mei 2010		Perubahan Jan-Mei'10 thd Jan-Mei'09 (%)
		Nilai (Juta USD)	Peranan (%)	Nilai (Juta USD)	Peranan (%)	
0	Bahan Makanan dan Binatang Hidup	2 503,2	7,49	3 692,1	7,22	47,5
1	Minuman dan Tembakau	149,9	0,45	200,0	0,39	33,42
2	Bahan Baku dan Hasil Tambang	1 686,9	5,04	2 727,5	5,33	61,69
3	Minyak dan Bahan Bakar Mineral	6 007,2	17,96	10 769,2	21,04	79,27
4	Minyak Nabati dan Hewani	42,0	0,13	77,8	0,15	85,24
5	Bahan Kimia dan produknya	4 043,9	12,09	6 545,7	12,79	61,87
6	Barang-barang Buatan Pabrik	5 158,4	15,42	7 640,5	14,93	48,12
7	Mesin dan Alat Angkutan	12 684,8	37,93	17 839,9	34,86	40,64
8&9	Lainnya	1 165,5	3,49	1 684,7	3,29	44,55
TOTAL IMPOR		**33 441,8**	**100,00**	**51 177,4**	**100,00**	**53,03**

Impor kelompok barang SITC 1 dijit yang terbesar berikutnya adalah *minyak dan bahan bakar mineral* dengan nilai USD10.769,2 juta dengan peran sebesar 21,04 persen, diikuti oleh *barang-barang buatan pabrik* sebesar USD7.640,5 juta (14,93 persen). Selanjutnya yaitu *bahan kimia dan produknya* sebesar USD6.545,7 juta (12,79 persen), *bahan makanan dan binatang hidup* sebesar USD3.692,1 juta (7,22 persen), *bahan baku dan hasil tambang* sebesar USD2.727,5 juta (5,33 persen), *kelompok barang lainnya* sebesar USD1.684,7 juta (3,29 persen), *minuman dan tembakau* sebesar USD200,0 juta (0,39 persen), dan *minyak nabati dan hewani* sebesar USD77,8 juta (0,15 persen).

Selama Januari-Mei 2010, pelabuhan di DKI Jakarta membongkar barang impor terbesar dibanding dengan pelabuhan di provinsi lain, yaitu sebesar USD25.378,5 juta atau 49,59 persen dari total impor Indonesia. Provinsi dengan impor terbesar kedua adalah Jawa Timur yang mencapai USD5.890,8 juta (11,51 persen), diikuti Jawa Tengah USD4.152,1 juta (8,11 persen), Kepulauan Riau USD3.848,4 juta (7,52 persen), dan Banten USD2.918,1 juta (5,70 persen). Kemudian nilai impor yang masuk melalui provinsi Kalimantan Timur, Sumatera Utara, dan Jawa Barat masing-masing sebesar USD2.591,1 juta, USD1.452,7 juta, dan USD1.030,6 juta. Sementara nilai impor ke provinsi lainnya masih berada di bawah USD700,0 juta.

https://www.bps.go.id

Grafik 5. Nilai Impor menurut Pelabuhan Bongkar di Delapan Provinsi Utama Januari-Mei 2009 dan 2010 (Juta USD)

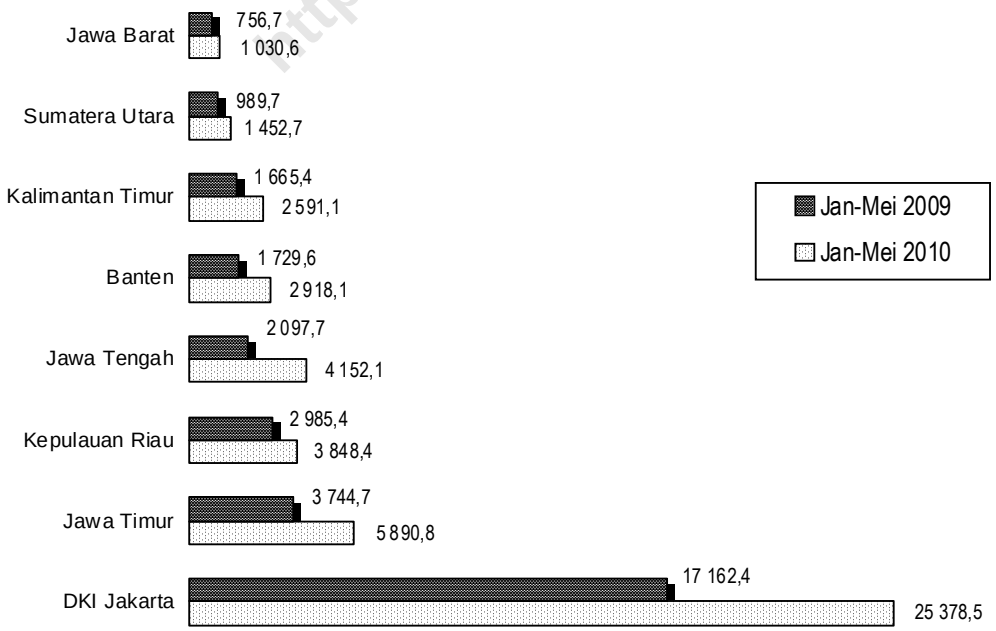

Selama Januari-Mei 2010, delapan provinsi utama diatas mengalami peningkatan nilai impor yang cukup besar jika dibandingkan periode yang sama tahun 2009. Peningkatan tertinggi dicapai oleh provinsi Jawa Tengah yang mengalami peningkatan di atas 75 persen yaitu dari US$2.097,7 juta menjadi US$4.152,1 juta atau sebesar 97,94 persen. Tiga provinsi berikutnya meningkat antara 50-75 persen yaitu Banten sebesar 68,72 persen, Jawa Timur sebesar 57,31 persen, dan Kalimantan Timur sebesar 55,58 persen. Sementara itu empat propinsi lainnya meningkat dibawah 50 persen, yaitu DKI Jakarta sebesar 47,87 persen, Sumatera Utara sebesar 46,78 persen, Jawa Barat sebesar 36,20 persen, dan Kepulauan Riau sebesar 39,60 persen.

TABEL 6. NILAI DAN PERANAN IMPOR MENURUT PROVINSI*)
JANUARI-MEI 2009 DAN 2010

Provinsi	Januari-Mei 2009		Januari-Mei 2010		Perubahan Jan-Mei'10 thd Jan-Mei'09 (%)
	Nilai (Juta USD)	Peranan (%)	Nilai (Juta USD)	Peranan (%)	
Nanggroe Aceh Darussalam	22,0	0,07	15,2	0,03	-30,91
Sumatera Utara	989,7	2,96	1 452,7	2,84	46,78
Sumatera Barat	116,1	0,35	247,7	0,48	113,35
Riau	314,0	0,94	478,6	0,94	52,42
Jambi	43,8	0,13	57,3	0,11	30,82
Sumatera Selatan	65,9	0,20	151,4	0,30	129,74
Bengkulu	2,4	0,01	5,2	0,01	116,67
Lampung	565,0	1,69	679,8	1,33	20,32
Bangka Belitung	17,6	0,05	36,2	0,07	105,68
Kepulauan Riau	2 985,4	8,93	3 848,4	7,52	28,91
DKI Jakarta	17 162,4	51,32	25 378,5	49,59	47,87
Jawa Barat	756,7	2,26	1 030,6	2,01	36,20
Jawa Tengah	2 097,7	6,27	4 152,1	8,11	97,94
D I Yogyakarta	0,4	0,00	0,4	0,00	0,00
Jawa Timur	3 744,7	11,20	5 890,8	11,51	57,31
Banten	1 729,6	5,17	2 918,1	5,70	68,72
B a l i	168,5	0,50	404,2	0,79	139,88
Nusa Tenggara Barat	73,1	0,22	207,5	0,41	183,86
Nusa Tenggara Timur	0,0	0,00	12,7	0,02	---
Kalimantan Barat	29,1	0,09	55,0	0,11	89,00
Kalimantan Tengah	10,1	0,03	33,0	0,06	226,73
Kalimantan Selatan	328,0	0,98	554,6	1,08	69,09
Kalimantan Timur	1 665,4	4,98	2 591,1	5,06	55,58
Sulawesi Utara	0,6	0,00	23,5	0,05	3 816,67
Sulawesi Tengah	0,0	0,00	3,4	0,01	---
Sulawesi Selatan	211,5	0,63	414,6	0,81	96,03
Sulawesi Tenggara	7,7	0,02	0,0	0,00	-100,00
Gorontalo	0,0	0,00	15,8	0,03	---
Maluku	31,2	0,09	86,1	0,17	175,96
Maluku Utara	0,0	0,00	4,6	0,01	---
Papua Barat	0,0	0,00	23,9	0,05	---
Papua	303,2	0,91	404,4	0,79	33,38
TOTAL IMPOR	**33 441,8**	**100,00**	**51 177,4**	**100,00**	**53,03**

Keterangan : *) = melalui pelabuhan bongkar yang terdapat di provinsi

https://www.bps.go.id

I-1. IMPOR MENURUT GOLONGAN BARANG HS / *IMPORT BY HS COMMODITY GROUPS*
A. MENURUT 21 GOLONGAN BARANG (HS) / *BY 21 HS COMMODITY GROUP*
***** MEI / *MAY 2010* *****

H S	Uraian golongan barang *Group description*	Berat bersih / *Net weight* (Kg) Bulan ini *Current month*	 Kumulatif *Cum. Jan. to date*	Nilai / *Value C.I.F* (U S $) Bulan ini *Current month*	 Kumulatif *Cum. Jan. to date*
I	Live animals; animal product	70.092.674	371.359.557	173.214.042	844.965.003
II	Vegetable products	835.538.416	4.436.307.530	339.915.656	1.856.284.143
III	Fats, oils, waxes of animal/vegetable	27.073.177	69.954.424	26.319.990	86.523.450
IV	Foodstuffs,beverages,spirits and tobacco	453.643.473	2.552.751.332	307.879.691	1.841.161.706
IX	Wood and its articles,plaiting materials	55.857.884	267.167.940	26.839.444	120.861.505
V	Mineral products	3.896.400.187	20.195.657.971	2.078.890.080	11.151.382.308
VI	Prod. of chemical or allied industries	1.123.011.323	4.896.836.970	1.067.014.296	4.943.463.118
VII	Plastics, rubber and articles there of	222.859.363	1.109.939.846	516.407.771	2.434.267.273
VIII	Raw hides, skins, leather and articles	6.767.303	28.036.723	39.134.419	151.412.825
X	Pulp, paper and articles there of	357.205.959	1.731.986.557	229.332.269	1.015.419.775
XI	Textiles & textile articles	137.977.882	602.570.744	544.445.322	2.211.832.384
XII	Footwear, umbrellas, artificial flowers	5.511.055	17.809.541	27.033.927	92.264.308
XIII	Cement, plaster, glass, ceramic products	71.234.344	319.241.494	53.745.710	258.781.421
XIV	Pearls & precious/semiprecious stones	916.049	3.309.098	9.139.714	39.671.205
XIX	Arms and amunition; parts & accesesories	24.750	153.020	3.484.819	27.024.758
XV	Base metals and articles there of	927.166.773	4.541.545.074	1.074.558.715	5.228.413.522
XVI	Machinery,electric,electronic equipments	214.914.313	1.086.080.664	2.564.642.789	13.141.303.892
XVII	Vechiles, aircraft, and vessels	132.368.253	873.697.965	707.189.464	4.733.613.788
XVIII	Optical,photographic,musical instruments	5.851.416	32.438.736	122.378.888	713.996.649
XX	Miscellaneous manufactures articles.	17.715.049	74.109.975	68.665.940	283.891.994
XXI	Works of art,antiques special provisions	22.753	139.487	117.142	843.275
	TOTAL IMPORT	**8.562.152.396**	**43.211.094.648**	**9.980.350.088**	**51.177.378.302**

I-1. IMPOR MENURUT GOLONGAN BARANG (HS) / *IMPORT BY HS COMMODITY GROUPS*
B. MENURUT GOLONGAN BARANG 2 DIJIT HS / *BY COMMODITY 2 DIGITS HS*
***** MEI / *MAY 2010* *****

H S	Uraian golongan barang *Group description*	Berat bersih / *Net weight (Kg)* Bulan ini *Current month*	 Kumulatif *Cum. Jan. to date*	Nilai / *Value C.I.F (U S $)* Bulan ini *Current month*	 Kumulatif *Cum. Jan. to date*
01	Live animals	21.331.285	111.060.096	44.619.113	228.696.807
02	Meat and edible meat offal	11.179.199	54.533.561	31.829.637	150.346.409
03	Fish and crustaceans	8.382.917	68.062.830	8.860.441	64.991.392
04	Dairy products, bird's eggs, natural honey	27.960.447	132.644.882	83.429.793	387.764.491
05	Products of animal origin	1.238.826	5.058.188	4.475.058	13.165.904
06	Live trees and other plants	23.950	307.028	83.186	616.907
07	Edible vegetables and certain roots and tubers	44.420.619	272.590.462	28.024.401	162.008.734
08	Edible fruits and nuts	54.097.566	263.294.748	55.090.073	250.162.571
09	Coffee, tea, mate, and spices	5.084.514	36.944.483	5.510.115	42.479.137
10	Cereals	540.643.443	2.306.612.125	151.057.917	649.282.848
11	Products of the milling industry; malt, starches	90.114.822	639.143.369	36.432.329	246.665.023
12	Oil seeds and oleaginous fruits; grains,seed, and fruits	99.696.119	911.321.743	58.303.274	483.171.120
13	Lac; gums; resins and other vegetable saps and extracts	949.749	4.216.717	5.355.379	21.497.607
14	Vegetable plaiting materials; vegetable products	507.634	1.876.855	58.982	400.196
15	Animal or vegetable oils/fats and their cleavage products	27.073.177	69.954.424	26.319.990	86.523.450
16	Preparations of meat/fish/crustaceans/mollucs or other aquatic	303.928	1.895.703	1.220.426	5.725.632
17	Sugar and sugar confectionery	66.280.704	821.489.982	39.723.238	558.715.446
18	Cocoa and cocoa preparations	5.645.486	24.026.274	18.450.794	80.984.803
19	Preparations of cereals, flour, starch or milk; pastrycooks' products	4.970.019	26.496.755	11.713.077	59.605.943
20	Preparations of vegetables, fruits, nuts or other part of plants	4.497.667	25.261.523	5.271.394	30.042.729
21	Miscellaneous edible preparations	11.782.018	51.237.661	41.572.873	172.163.724
22	Beverages, spirit, and vinegar	7.178.826	28.484.661	5.755.570	22.318.990
23	Residues and waste from the food industries	349.301.224	1.547.745.994	154.121.666	733.041.294
24	Tobacco and manufactured tobacco substitutes	3.683.601	26.112.779	30.050.653	178.563.145
25	Salts; sulphur; earths and stone; plastering materials, lime and	807.038.087	3.268.849.596	64.210.541	248.079.027
26	Ores, slag, and ash	214.899.901	983.005.009	27.747.620	125.343.771
27	Mineral fuels, mineral oils and products of their distillation	2.874.462.199	15.943.803.366	1.986.931.919	10.777.959.510
28	Inorganic chemicals	224.614.553	1.176.171.181	97.720.039	491.596.396
29	Organic chemicals	293.621.435	1.519.053.703	429.011.684	2.179.116.436
30	Pharmaceutical products	1.292.874	7.594.174	38.822.702	180.165.738
31	Fertilizers	489.606.212	1.624.705.142	189.058.602	583.576.497
32	Tanning or dyeing extracts	27.961.417	128.901.393	77.147.756	357.061.292
33	Essential oils and resinoids; perfumery, cosmetic or toilet	6.310.590	31.041.535	48.277.626	242.659.030
34	Soap, organic surfasce-active agents, washing, and lubricating	14.059.363	75.647.689	32.275.918	167.916.079
35	Albuminoidal substances; modified starches; glues; enzymes	17.289.572	98.285.689	28.375.135	134.398.352
36	Explosives; pyrotechnic products; matches; certain combustible	1.791.052	4.377.139	6.893.727	27.811.323
37	Photographic and cinematographic goods	999.029	5.188.606	5.921.527	29.435.476
38	Miscellaneous chemical products	45.465.226	225.870.719	113.509.580	549.726.499
39	Plastics and articles thereof	183.135.324	898.248.125	381.338.451	1.789.520.579
40	Rubber and articles thereof	39.724.039	211.691.721	135.069.320	644.746.694

https://www.bps.go.id

I-1. IMPOR MENURUT GOLONGAN BARANG (HS) / *IMPORT BY HS COMMODITY GROUPS*
B. MENURUT GOLONGAN BARANG 2 DIJIT HS / *BY COMMODITY 2 DIGITS HS*
***** MEI / *MAY 2010* *****

H S	Uraian golongan barang *Group description*	Berat bersih / *Net weight (Kg)* Bulan ini *Current month*	 Kumulatif *Cum. Jan. to date*	Nilai / *Value C.I.F (U S $)* Bulan ini *Current month*	 Kumulatif *Cum. Jan. to date*
41	Raw hides, skins, and leather	4.487.801	18.998.367	29.248.170	108.728.059
42	Articles of leather; saddlery and harness; travel goods and similar	2.238.890	8.980.589	9.132.311	41.650.362
43	Furskins and artificial fur; manufactures thereof	40.612	57.767	753.938	1.034.404
44	Wood and articles of wood; wood charcoal	55.746.463	266.676.535	26.390.179	119.254.008
45	Cork and articles of cork	62.868	314.918	191.758	1.082.669
46	Manufactured of straw or other plaiting materials; basketware and	48.553	176.487	257.507	524.828
47	Pulp of wood or of other fibrous cellulosic material; recovered	309.704.929	1.477.329.813	137.703.423	570.651.137
48	Paper and paperboard; articles of paper pulp or of	47.033.988	252.435.050	87.874.312	429.214.882
49	Printed books, newspapers, pictures, and other products of printing	467.042	2.221.694	3.754.534	15.553.756
50	Silk	103.609	322.122	510.034	2.495.488
51	Wool, fine or coarse animal hair; horse hair yarn, woven fabrics of	610.694	1.597.090	10.184.828	23.639.201
52	Cotton	67.589.571	318.993.071	184.043.066	806.041.761
53	Other vegetable textile fibres; paper yarns and woven fabrics of	1.091.291	6.503.492	1.593.208	10.914.104
54	Man-made filaments	14.800.789	54.161.783	83.595.672	298.935.391
55	Man-made staple fibres	20.696.016	92.900.154	72.457.913	294.735.836
56	Wadding, felt, and non-wovens	5.444.801	21.933.147	19.219.143	78.503.621
57	Carpets and other textile floor coverings	1.254.044	5.080.741	2.253.820	9.582.364
58	Special woven fabrics; tufted textile fabrics; lace; tapestrips; embro	1.860.904	7.751.977	23.115.988	91.924.254
59	Impregnated, coated, covered or laminated textile fabrics	6.591.873	28.424.812	32.843.541	142.963.874
60	Knitted or crocheted fabrics	10.635.745	42.271.652	81.723.792	328.674.413
61	Articles of apparel and clothing accessories, knitted or crocheted	1.775.929	6.293.944	10.716.727	42.690.138
62	Articles of apparel and clothing accessories, not knitted or	2.505.298	7.113.894	15.818.622	58.348.786
63	Other made up textile articles; sets; worn clothing and worn textile	3.017.318	9.222.865	6.368.968	22.383.153
64	Footwear, gaiters and the like; parts of such articles	4.968.276	14.585.438	24.670.379	78.982.867
65	Headgear and parts thereof	150.599	695.544	896.008	4.523.221
66	Umbrellas, walking sticks, seat-sticks, whips, riding crops and parts	238.846	1.952.537	388.963	2.923.048
67	Prepared feathers and articles; artificial flowers; articles of human	153.334	576.022	1.078.577	5.835.172
68	Articles of stone, plaster, cement, asbestos, mica or similar material	13.704.097	64.801.794	14.761.903	71.441.020
69	Ceramic products	25.024.716	123.972.894	14.092.418	81.447.734
70	Glass and glassware	32.505.531	130.466.806	24.891.389	105.892.667
71	Natural and cultured pearls, precious/semi precious stones, and	916.049	3.309.098	9.139.714	39.671.205
72	Iron and steel	708.476.472	3.529.880.363	494.616.144	2.375.506.009
73	Articles of iro and steel	113.812.351	552.586.084	235.213.491	1.345.428.472
74	Cooper and articles thereof	27.656.322	83.487.705	116.101.104	438.739.625
75	Nickel and articles thereof	187.029	864.039	2.539.993	11.149.766
76	Aluminium and articles thereof	44.449.786	202.009.328	119.857.432	523.214.347
78	Lead and articles thereof	4.235.577	31.129.251	10.083.127	71.063.685
79	Zinc and articles thereof	9.202.744	50.114.581	21.655.570	122.983.138
80	Tin and articles thereof	111.972	777.881	4.232.613	9.084.965
81	Other base metal; cermets; and articles thereof	300.810	1.952.427	3.612.049	20.370.128
82	Tools, implements, cutlery, spoon and forks, of base metal and	4.489.516	21.163.376	27.410.441	130.927.047
83	Miscellaneous articles of base metal	14.244.194	67.580.039	39.236.751	179.946.340
84	Nuclear reactors, boilers, machinery and mechanical appliances;	151.041.699	770.169.934	1.422.837.221	7.473.682.064
85	Electrical machinery and equipments; sound	63.872.614	315.910.730	1.141.805.568	5.667.621.828
86	Railway and tramway locomotive, mechanical traffic, and all kinds	834.300	5.525.286	2.870.284	28.429.914
87	Vehicles other than railway/tramway, and parts and accessories	54.779.621	269.912.656	402.880.962	2.094.691.181
88	Aircraft and its components	474.285	4.640.533	115.176.549	1.164.435.505
89	Ships, boat, and floating structures	65.585.208	540.456.063	74.565.077	889.761.342
90	Optical, photographic, cinematographic, measuring, checking,	4.480.726	24.862.146	110.066.237	656.305.823
91	Clocks and watches and parts thereof	520.219	2.062.369	2.986.362	12.485.656
92	Musical instruments; parts and accessories of such articles	850.471	5.514.221	9.326.289	45.205.170
93	Arms and ammunition; parts and accessories thereof	24.750	153.020	3.484.819	27.024.758
94	Furnitures, bedding, mattress supports, cushions and stuffed	8.941.015	35.541.061	26.481.767	108.184.684
95	Toys, games and sports requisiters; parts and accessories thereof	3.816.413	15.014.123	12.197.249	62.855.813
96	Miscellaneous manufactured articles	4.957.621	23.554.791	29.986.924	112.851.497
97	Works of arts, collectors' piece and antiques	22.753	139.487	117.142	843.275
98	Vehicles in ckd and their components	10.694.839	53.163.427	111.696.592	556.295.846
	TOTAL IMPORT	**8.562.152.396**	**43.211.094.648**	**9.980.350.088**	**51.177.378.302**

https://www.bps.go.id

I-1. IMPOR MENURUT GOLONGAN BARANG (HS) / *IMPORT BY HS COMMODITY GROUPS*
C. MENURUT 40 GOLONGAN BARANG (HS) TERBESAR / *BY BIG 40 COMMODITIES (HS)*
***** MEI / *MAY 2010* *****

H S	Uraian golongan barang *Group description*	Berat bersih / Net weight (Kg) Bulan ini *Current month*	Kumulatif *Cum. Jan. to*	Nilai / Value C.I.F (U S $) Bulan ini *Current month*	Kumulatif *Cum. Jan. to*
2709001000	Crude Petroleum Oil	1.139.175.495	5.962.643.196	686.276.624	3.542.272.540
2710197100	High Speed Diesel Fuel	323.369.192	2.993.815.191	216.499.533	1.980.590.204
2710111200	Motor Spirit, Premium Unleaded	683.832.871	2.455.014.344	555.215.715	1.954.048.371
8802401000	Aeroplanes Of An Unladen Weight > 15,000 Kg	308.688	1.624.526	84.720.000	1.060.873.214
8517120000	Telephones For Cellular Networks/for Other Wireless Networks	1.221.895	6.578.790	164.904.418	952.454.630
2710111100	Motor Spirit, Premium Leaded	12.059.552	1.125.517.846	9.270.478	856.022.911
2710111600	Other Motor Spirit, Unleaded	173.122.779	729.392.882	136.083.238	563.718.976
1001901900	Other Wheat, For Human Consumption	419.311.019	1.904.936.167	119.067.952	525.142.564
2710117000	Naphtha, Reformate Or Preparations For Preparing Spirits	148.309.212	633.248.803	109.977.598	464.952.962
2304000000	Oil-cake&other Solid Residues,in Pellet Form, From The Extract Of Soyabean Oil	236.770.652	1.044.727.916	90.445.749	448.599.358
5201000000	Cotton, Not Carded/combed.	54.226.333	266.950.872	97.056.741	447.055.898
7207121000	Slabs Of Iron/non Alloy, Cont.< 0,25% Of Carbon, Other Than Square	92.487.193	816.320.668	45.006.727	384.217.738
1201009000	Other Soya Beans, Whether Or Not Broken	81.413.770	810.655.593	39.998.833	381.486.057
8471302000	Laptop Incl Notebooks	700.417	4.117.742	60.118.183	374.322.687
2902430000	P-xylene	61.857.741	348.193.018	64.735.210	366.610.554
3104200000	Potassium Chloride	337.514.528	802.098.914	137.877.110	337.167.062
1701999000	Other Cane Or Beet Sugar, & Chemically Pure Sucrose, In Sold Form	9.600.000	378.643.750	6.692.792	289.505.510
8704102200	Damper Designed For Off Highway, > 24 T Not Ckd	5.842.855	26.233.213	55.761.911	274.310.985
8542390000	Other Electronic Integrated Circuits	182.994	1.034.419	40.623.434	262.391.970
2710197900	Other Fuel Oils	113.305.208	520.085.443	58.043.030	255.318.076
8901206000	Tankers Of Gross Tonnage > 5000 Ton	0	272.130.034	0	250.713.366
2901210000	Ethylene	42.822.332	201.378.684	50.476.645	248.124.883
8429520000	Mach With A 360,revolving Super Struct, Mech Shovels,excavators And Shove	12.912.342	51.345.221	61.657.460	245.659.812
8529904000	Parts Of Digital Cameras/video Camera Recorders With App Of Hd 85.25 To 85.28	399.528	1.932.276	58.638.516	228.756.843
0102901000	Live Oxen, Other Than Pure-bred Breeding Animals	21.321.059	110.298.649	44.576.291	226.878.116
8406900000	Parts Of Steam Turbines And Parts	962.500	9.174.856	31.749.209	222.508.444
2710197200	Other Diesel Fuel	69.585.806	324.536.643	48.393.727	218.465.027
7403110000	Refined Copper For Cathodes And Sections Of Cathodes	9.397.545	30.337.810	69.707.968	217.340.123
9801202000	Vhcls Of Head 8704 With 5 Ton < Gross Weight <= 24 Ton, Incmpltly Knocked	3.754.807	19.921.775	39.743.237	210.336.504
8443910000	Part & Accessori Of Print Machinery Used For Print By Component Of Head 84.42	782.895	4.720.957	36.554.037	198.589.973
8528512000	Oth Color Monitor Use In An Auto Data Process System Head. 84.71	1.515.137	5.837.711	49.268.062	187.922.437
8517709900	Other Parts In Subheading 85.17.70	644.184	2.417.361	39.990.635	184.271.030
8516909000	Other Parts Of Goods Of Sub 8516	839.929	7.718.484	2.945.886	183.988.530
3902102000	Polypropylene In Granule Form	29.406.880	135.897.514	40.289.689	180.333.684
7304190000	Oth.tube,pipe&hollow Profile,seamless, Line Pipe Of A Kind Use For Oil/gas Pipe	37.516.307	152.441.692	38.416.791	180.307.469
8905909000	Oth Vessels W/navigability Of Which Is Subsidiary To Their Main Function	2.369.488	41.418.378	4.353.887	176.593.355
7204490000	Other Ferrous Waste And Scrap :	150.113.682	446.006.916	66.292.801	171.080.032
8708999900	Other Parts,acces For Other Vehicles Of Heading 87.02, 8704, 8705	3.771.078	20.230.465	30.724.991	170.843.066
7601100000	Aluminium, Not Alloyed	13.670.497	72.573.461	31.917.917	161.445.771
8473309000	Parts & Access Ofother Machines Of Heading 84.71	1.110.329	6.101.171	23.265.408	160.744.022

https://www.bps.go.id

I-2 IMPOR MENURUT GOLONGAN BARANG SITC / *IMPORT BY SITC COMMODITY GROUPS*
***** MEI / *MAY 2010* *****

SITC	Uraian golongan barang *Group description*	Berat bersih / *Net weight* (Kg) Bulan ini *Current month*	 Kumulatif *Cum. Jan. to date*	Nilai / *Value C.I.F.* (US $) Bulan ini *Current month*	 Kumulatif *Cum. Jan. to date*
	A. By Commodity 1 digit SITC				
0	Bahan makanan dan binatang hidup	1.205.492.380	6.052.144.167	699.306.878	3.692.109.970
1	Minuman dan tembakau	10.829.061	54.343.340	35.494.592	200.020.496
2	Bahan mentah	1.500.038.211	7.259.692.882	592.507.816	2.727.487.926
3	Bahan bakar, bahan penyemir,dsb	2.873.774.168	15.931.309.168	1.985.847.585	10.769.245.342
4	Minyak/lemak nabati dan hewan	22.616.403	64.426.748	23.818.984	77.837.527
5	Bahan kimia	1.287.051.231	5.878.956.018	1.397.218.230	6.545.648.575
6	Hasil industri menurut bahan	1.260.293.044	5.766.970.140	1.634.006.958	7.640.491.165
7	Mesin dan alat pengangkutan	347.778.760	1.961.994.892	3.262.714.086	17.839.850.315
8	Hasil industri lainnya	53.796.340	239.523.345	343.962.179	1.659.682.941
9	Barang dan transaksi khusus lainnya	482.798	1.733.948	5.472.780	25.004.045
	TOTAL IMPORT	**8.562.152.396**	**43.211.094.648**	**9.980.350.088**	**51.177.378.302**
	B. By Commodity 2 digit SITC				
00	Live animal for food	21.331.285	111.060.096	44.619.113	228.696.807
01	Meat and meat preparations	11.329.181	55.020.996	32.329.061	151.891.066
02	Dairy product and eggs	26.446.618	127.411.405	81.186.591	379.371.183
03	Fish, crustaceans,molluscs and their preparations	8.534.433	69.434.674	9.578.683	69.111.274
04	Cereals and cereal preparations	591.909.567	2.619.937.883	172.804.674	773.983.703
05	Fruits and vegetables	103.152.616	564.925.023	88.758.133	446.771.938
06	Sugar, sugar preparations, and honey	67.941.415	827.425.433	42.418.114	569.637.874
07	Coffee, tea, cocoa, and spices	11.265.329	63.277.824	27.130.821	138.352.623
08	Feeding stuff for animals	349.322.223	1.547.938.074	154.126.066	733.113.043
09	Miscellaneous food preparations	14.259.713	65.712.759	46.355.622	201.180.459
11	Beverages	7.145.460	28.230.561	5.443.939	21.457.351
12	Tobacco and tobacco manufactured	3.683.601	26.112.779	30.050.653	178.563.145
21	Hides, skins and furskins	1.396.643	6.080.760	837.827	3.166.939
22	Oil seeds, nuts, and kernels	99.082.643	907.949.695	56.353.852	471.786.793
23	Crude rubber	23.761.145	108.971.411	54.018.913	230.276.571
24	Wood, lumber, and cork	18.909.477	90.685.433	10.450.405	41.554.306
25	Pulp and waste paper	309.704.929	1.477.329.813	137.703.423	570.651.137
26	Textile fibres and their waste	71.285.389	344.914.720	148.149.056	662.570.654
27	Crude fertilizers and crude minerals	548.993.552	2.483.022.223	53.433.585	223.231.692
28	Metalliferous ores and metal scraps	423.639.455	1.826.315.146	119.789.849	477.580.554
29	Crude animals and vegetable materials, nes	3.264.978	14.423.681	11.770.906	46.669.280
32	Coal, coke, and briquettes	11.140.464	49.220.397	3.433.808	14.716.423
33	Petroleum and petroleum products	2.820.153.576	15.507.497.894	1.951.065.965	10.474.963.509
34	Gas; natural and manufactured	42.480.128	374.590.877	31.347.812	279.565.410
41	Animal oils and fats	458.276	2.418.416	2.078.725	8.156.063
42	Fixed vegetable oils/fats	18.955.327	44.075.825	16.887.213	43.089.895
43	Animal vegetable oils/fats	3.202.800	17.932.507	4.853.046	26.591.569
51	Organic chemicals	299.011.344	1.529.528.175	411.801.836	2.087.866.914
52	Inorganic chemicals	178.108.472	1.012.872.672	81.163.750	435.026.834
53	Dyeing,tanning, and colouring materials	28.287.504	130.602.734	77.673.755	360.129.804
54	Medical and pharmaceutical products	2.397.104	13.339.778	62.830.858	297.846.246
55	Essential oils and perfumery materials	14.050.171	74.985.844	65.389.518	335.019.303
56	Manufactured fertilizers	488.455.270	1.620.875.698	188.446.982	581.345.395
57	Plastics in primary forms	148.346.606	739.842.772	272.926.088	1.291.435.103
58	Plastics in non-primary forms	22.506.467	93.168.963	63.137.450	274.516.074
59	Chemical materials and its products, nes	105.888.293	663.739.382	173.847.993	882.462.902
61	Leather, leather med, nes	3.119.448	13.019.799	28.636.889	106.540.852
62	Rubber manufactured, nes	15.752.829	101.609.637	79.820.832	408.779.863
63	Wood and cork manufactured	36.899.854	176.306.020	16.131.532	78.782.371
64	Paper, paperboard, and manufactured thereof	46.313.436	249.342.232	78.961.966	394.591.181
65	Textile yarns, fabrics, and their products	63.194.390	247.467.485	370.901.716	1.453.653.154
66	Non metalic minerals manufactured	332.751.064	1.129.976.656	66.505.762	298.049.905
67	Iron and steel	616.195.211	3.200.650.646	532.402.903	2.790.007.139
68	Non ferrous metals	80.393.529	338.072.120	258.430.666	1.074.114.106
69	Manufactured of metal, nes	65.673.283	310.525.545	202.214.692	1.035.972.594
71	Power generating machine and equipments	35.091.314	188.846.500	332.192.470	1.770.138.708
72	Machinery specialized for particular industry	53.689.879	259.373.433	399.620.762	2.075.371.380
73	Metalworking machinery	6.938.022	30.987.298	45.891.738	247.640.233
74	General industrial machinery and equipments	57.012.238	299.709.861	525.700.948	2.718.854.457
75	Office machinery and automatic data processing	8.427.136	39.718.072	196.322.919	1.051.903.280
76	Telecommunication and reproducers apparatus	14.972.501	63.190.366	489.637.848	2.285.502.678
77	Electrical machinery and apparatus	40.177.367	210.490.470	575.780.284	2.994.532.209
78	Road vehicles	64.968.260	320.085.334	505.951.644	2.621.851.041
79	Other transportation equipments	66.502.043	549.593.558	191.615.473	2.074.056.329
81	Sanitary, plumbing, and fittings	3.044.781	14.213.405	11.439.365	47.565.833
82	Furniture	7.066.753	27.317.843	17.820.411	74.103.618
83	Traveling goods	2.051.153	8.394.098	8.204.659	38.205.104
84	Clothing	5.295.662	18.050.564	33.230.580	127.608.446
85	Footwear	4.968.276	14.585.438	24.670.379	78.982.867
87	Professional, scientific, and contractor instruments	3.820.974	22.171.939	79.537.525	478.534.624
88	Photographic apparatus, equipments and optics	2.152.514	9.708.008	22.414.253	117.133.158
89	Miscellaneous manufactured articles	25.396.227	125.082.050	146.645.007	697.549.291
96	Coin; not being legal tender	454.026	1.626.048	1.888.392	6.782.402
97	Gold; non monetary	28.772	107.900	3.584.388	18.221.643
	TOTAL IMPORT	**8.562.152.396**	**43.211.094.648**	**9.980.350.088**	**51.177.378.302**

https://www.bpkgo.id

I-2 IMPOR MENURUT GOLONGAN BARANG SITC / *IMPORT BY SITC COMMODITY GROUPS*
***** MEI / *MAY 2010* *****

SITC	Uraian golongan barang *Group description*	Berat bersih/ *Net weight* (Kg) Bulan ini *Current month*	Kumulatif *Cum.Jan.to date*	Nilai/*Value C.I.F* (US$) Bulan ini *Current month*	Kumulatif *Cum.Jan.to date*
	C. By Commodity 3 digit SITC				
001	Live Animals Other Than Fish	21.331.285	111.060.096	44.619.113	228.696.807
011	Meat Of Bovine Animals Fresh, Chilled Or Frozen	6.938.160	34.466.778	22.213.429	108.290.242
012	Other Meat, Other Edible Meat Offal, Fresh, Chilled Or Frozen	4.231.007	20.029.879	9.541.467	41.757.842
016	Meat And Edible Meat Offal, Salted, Dried, Edible Flour Of Meat	10.032	37.532	74.741	299.490
017	Meat And Edible Meat Offal, Prepared Or Preserved	149.982	486.807	499.424	1.543.492
022	Milk,cream, And Milk Products Other Than Butter Or Cheese	23.262.839	113.426.438	66.512.716	316.383.321
023	Butter And Other Fats From Milk	1.374.088	6.953.877	6.299.970	30.667.498
024	Cheese And Curds	1.640.796	6.307.451	7.376.744	28.431.689
025	Eggs, Birds, And Egg Yolks; Fresh, Dried Or Otherwise Preserved	168.895	723.639	997.161	3.888.675
034	Fish, Fresh, Chilled Or Frozen	5.360.176	50.238.818	5.333.671	43.678.347
035	Fish, Dried Salted Or In Brine; Smoked Fish	2.442.626	13.864.540	1.978.290	11.056.897
036	Crustaceans, Molluscs, And Aquatic Invertebrates	580.115	3.958.844	1.548.480	10.254.983
037	Fish, Crustaceans, Molluscs, And Other Aquatic Invertebrates; Prepared	151.516	1.372.472	718.242	4.121.047
041	Wheat And Meslin, Unmilled	419.311.019	1.925.320.599	119.067.952	530.494.139
042	Rice	11.322.966	81.556.126	6.338.119	46.522.473
044	Maize, Unmilled	108.581.401	293.604.062	25.111.798	69.971.078
045	Cereals, Unmilled	1.428.057	6.131.338	540.048	2.295.158
046	Meal And Flour Of Wheat And Flour Of Meslin	45.354.721	280.999.155	15.114.207	92.410.022
047	Other Cereal Meals And Flours	536.561	3.173.193	221.085	1.247.821
048	Cereal Preparations And Preparations Of Flours/starchs Of Fruit	5.374.842	29.153.410	6.411.465	31.043.012
054	Vegetables, Fresh, Chilled, Frozen Or Simply Preserved	43.643.388	269.322.994	26.150.260	154.035.404
056	Vegetables, Roots And Tubers, Prepared Or Preserved Nes	3.344.979	20.677.000	5.067.360	27.155.532
057	Fruit And Nut; Fresh Or Dried	54.095.926	263.106.974	55.083.378	249.709.685
058	Fruits, Preserved And Preparations	1.435.329	6.989.306	1.384.481	7.386.399
059	Fruit And Vegetable Juices	632.994	4.828.749	1.072.654	8.484.918
061	Sugar, Molasses, And Honey	67.299.731	824.454.876	40.590.958	560.532.383
062	Sugar Confectionery	641.684	2.970.557	1.827.156	9.105.491
071	Coffee And Coffee Substitutes	1.180.833	17.415.869	3.679.212	34.558.430
072	Cocoa	5.146.815	21.873.075	16.538.482	72.927.185
073	Chocolate And Other Food Preparations Containing Cocoa	498.671	2.153.199	1.912.312	8.057.618
074	Tea And Mate	1.180.834	4.318.758	2.521.969	11.166.739
075	Spices	3.258.176	17.516.923	2.478.846	11.642.651
081	Feeding Stuff For Animals	349.322.223	1.547.938.074	154.126.066	733.113.043
091	Margarine And Shortening	422.696	1.486.643	1.344.606	7.419.805
098	Edible Products And Preparations	13.837.017	64.226.116	45.011.016	193.760.654
111	Non-alcoholic Beverages, Nes	6.922.314	27.883.700	4.475.465	19.846.439
112	Alcoholic Beverages	223.146	346.861	968.474	1.610.912
121	Tobacco, Unmanufactured And Refused	2.712.987	19.470.314	22.481.706	134.268.232
122	Tobacco, Manufactured	970.614	6.642.465	7.568.947	44.294.913
211	Hides And Skins, Raw	1.396.130	6.079.091	822.833	3.045.545
212	Furskins, Raw	513	1.669	14.994	121.394
222	Oil Seeds Use For Extraction Ofsoft Fixed Vegetable Oils	98.949.770	905.103.364	55.885.163	469.269.014
223	Oil Seeds Use For Extraction Of Other Fixed Vegetable Oils	132.873	2.846.331	468.689	2.517.779
231	Natural Rubber Latex;natural Rubber And Similar Natural Gums	1.080.199	8.350.597	2.460.848	17.175.504
232	Synthetic Rubber Latex, Synthetic/reclaimed Rubber	22.680.946	100.620.814	51.558.065	213.101.067
244	Cork,natural,raw And Waste	495	12.768	3.266	51.597
245	Fuel Wood And Wood Charcoal	3.534.096	13.640.010	781.918	3.187.220
246	Wood In Chips Or Particles And Waste	853	782.655	3.714	318.490
247	Wood In The Rough Or Roughly Squared	3.611.652	24.091.300	1.635.876	5.712.072
248	Wood,simply Worked And Railway Sleeper Of Wood	11.762.381	52.158.700	8.025.631	32.284.927
251	Pulp And Waste Paper	309.704.929	1.477.329.813	137.703.423	570.651.137
261	Silk	0	1.923	0	9.703
263	Cotton	54.436.719	267.335.717	97.380.355	447.814.068
264	Jute And Other Textile Bast Fibres	43.125	208.549	32.489	231.382
265	Vegetable Textile Fibres,raw Or Processed;waste Of These Fibres	187.293	576.912	155.663	485.838
266	Synthetic Fibres Suitable For Spinning	10.997.374	53.652.311	27.754.225	121.204.722
267	Other Man-made Fibres Suitable For Spinning And Waste	5.378.031	22.325.947	20.555.566	86.239.389
268	Wool And Other Animal Hair	239.284	721.146	2.244.271	5.986.188
269	Old Clothing And Other Old Textile Articles; Rags	3.563	92.215	26.487	599.364
272	Fertilizers, Crude	91.496.916	172.560.901	13.131.549	24.667.681
273	Stone, Sand And Gravel	181.667.600	964.331.118	6.686.461	35.818.969
274	Sulphur And Unroasted Iron Pyrites	16.552.477	129.795.906	3.714.065	18.918.475
277	Natural Abrasives	2.421.675	10.105.548	725.890	3.499.989
278	Other Crude Minerals	256.854.884	1.206.228.750	29.175.620	140.326.578
281	Iron Ore And Concentrates	212.084.724	969.490.951	24.909.981	110.553.025
282	Waste And Scrap Metal Of Iron/steel	159.148.136	662.137.681	70.128.575	247.566.368
283	Copper Ores And Concentrates	3.993	150.462	45.521	504.259
284	Nickel Ores And Concentrates	10	309	864	4.494
285	Aluminium Ores And Concentrates	46.546.081	163.453.282	16.641.146	56.727.562
287	Ores And Concentrates Of Basemetals	2.766.141	13.125.101	2.643.020	13.312.422
288	Non-ferrous Base Metal Waste And Scraps	3.090.350	17.925.280	5.410.327	48.003.136
289	Ores And Concentrates Of Precious Metals; Waste,scraps	20	32.080	10.415	909.288
291	Crude Animal Materials	1.238.826	5.058.188	4.475.058	13.165.904
292	Crude Vegetable Materials	2.026.152	9.365.493	7.295.848	33.503.376
321	Coals, Pulverized Or Not	3.430.261	22.259.482	817.892	5.206.880
322	Briquettes, Lignite And Peat	385.816	880.235	121.149	453.090
325	Coke And Semi Coke Of Coal/lignite/peat	7.324.387	26.080.680	2.494.767	9.056.453

https://www.bps.go.id

I-2 IMPOR MENURUT GOLONGAN BARANG SITC / *IMPORT BY SITC COMMODITY GROUPS*
***** MEI / *MAY 2010* *****

SITC	Uraian golongan barang *Group description*	Berat bersih/ *Net weight* (Kg) Bulan ini *Current month*	Kumulatif *Cum.Jan.to date*	Nilai/*Value C.I.F* (US$) Bulan ini *Current month*	Kumulatif *Cum.Jan.to date*
	C. By Commodity 3 digit SITC				
333	Petroleum Oil, Crude	1.139.175.497	5.962.657.369	686.276.671	3.542.294.087
334	Petroleum Products, Refined	1.630.547.785	9.340.878.488	1.234.958.151	6.809.807.305
335	Residual Petroleum Products, And Related Materials	50.430.294	203.962.037	29.831.143	122.862.117
342	Liquefied Propane And Butane	42.479.986	374.481.895	31.341.894	279.348.461
343	Natural Gas, Liquefied Or Not	0	976	0	17.357
344	Petroleum Gases And Other Gas	51	17.613	966	140.942
345	Coal Gas, Water Gas And Similar Gas	91	90.393	4.952	58.650
411	Animal Oils And Fats	458.276	2.418.416	2.078.725	8.156.063
421	Fixed Vegetable Fats And Oils Soft,crude,refined Or Fractioned	1.586.621	10.165.982	2.148.438	13.635.370
422	Fixed Vegetable Fats And Oils Solid,crude,refined Or Fractioned	17.368.706	33.909.843	14.738.775	29.454.525
431	Animal And Vegetable Oil; Fat Processed And Their Wax	3.202.800	17.932.507	4.853.046	26.591.569
511	Hydrocarbon And Their Halogenated, Nitrated Derivatives	161.544.407	857.660.024	181.096.564	952.305.564
512	Alcohols,phenols,phenol-alcohols And Their Halogenated	62.140.876	308.869.711	58.157.855	305.806.609
513	Carboxylic Acids,and Their Anhydrides,halides,peroxides	37.611.314	171.946.324	51.904.105	231.696.462
514	Nitrogen-function Compounds	15.003.740	70.307.576	41.140.539	200.414.284
515	Organo-inorganic And Heterocyclic Compounds	13.887.341	70.449.235	56.259.107	291.420.414
516	Other Organic Chemicals	8.823.666	50.295.305	23.243.666	106.223.581
522	Inorganic Chemical Elements, Oxides And Halogen Salts	56.601.599	311.019.338	39.674.435	207.347.091
523	Metallicsalts And Peroxysalts	119.466.475	691.286.941	38.760.609	211.301.698
524	Other Inorganic Chemicals;chemical Compound Of Precious Metals	2.023.042	10.507.371	2.384.150	10.702.972
525	Radioactive And Associated Materials	17.356	59.022	344.556	5.675.073
531	Synthetic Organic; Colouring Matter	5.326.408	26.110.423	24.170.661	119.268.923
532	Dyeing/tanning Extracts And Synthetic Tanning Materials	396.181	4.121.325	844.567	6.129.634
533	Pigments, Paints, Varnishes, And Related Materials	22.564.915	100.370.986	52.658.527	234.731.247
541	Medicinal And Pharmaceutical Products	1.497.345	8.080.270	36.434.261	171.737.354
542	Medicaments, Including Veterinary Medicaments	899.759	5.259.508	26.396.597	126.108.892
551	Essential Oils, Perfumes, And Flavour Materials	2.577.142	12.432.351	27.987.525	141.575.426
553	Perfumery, Cosmetics, And Toilet Preparations	3.733.448	18.609.184	20.290.101	101.083.604
554	Soap,cleansing And Polishing Preparations	7.739.581	43.944.309	17.111.892	92.360.273
562	Fertilizers, Manufactured	488.455.270	1.620.875.698	188.446.982	581.345.395
571	Polymers Of Ethylene In Primary Forms	42.672.410	217.391.896	63.285.186	308.290.885
572	Polimers Of Styrene In Primary Forms	13.747.955	62.837.196	27.272.124	121.160.818
573	Polimers Of Vinyl Chloride In Primary Forms	3.386.695	16.629.015	5.831.820	25.822.424
574	Poliacetals And Polycarbons In Primary Forms	16.564.107	91.813.315	37.943.250	194.982.902
575	Other Plastics In Primary Forms	71.111.983	346.861.456	138.356.364	640.058.319
579	Waste And Scrap Of Plastics	863.456	4.309.894	237.344	1.119.755
581	Tubes, Pipes, And Hoses Of Plastics	1.448.664	7.568.112	10.223.415	51.406.963
582	Plates, Sheets, And Film Of Plastics	20.896.399	84.665.299	52.047.714	218.741.324
583	Monofilament And Rod Of Plastics	161.404	935.552	866.321	4.367.787
591	Disinfectants, Insecticides, And Fungicides Put In Forms	2.759.439	21.489.704	11.284.006	88.568.765
592	Starches, Inulin, And Wheat Glutenal Buminoidal Subtances; Glues	57.891.387	429.506.470	45.159.590	263.649.291
593	Explosive And Pyrotechnic Products	1.779.775	4.295.524	6.789.332	27.308.178
597	Additive For Mineral Oils	9.622.381	60.343.975	28.496.414	149.857.612
598	Miscellaneous Chemical Products	33.835.311	148.094.857	82.118.651	353.064.499
599	Residual products of chemical or allied industries, sewage sludge;other	0	8.852	0	14.557
611	Leathers	3.091.671	12.919.276	28.425.337	105.682.514
612	Manufactures And Composition Leathers	24.584	96.414	161.710	780.009
613	Furskins, Tanned Or Dressed	3.193	4.109	49.842	78.329
621	Materials Of Rubber	3.245.407	41.840.099	16.901.791	98.357.757
625	Rubber Tyre,tyre Cases,tyre Treads,inner Tubes, And Tyre Flaps	9.601.492	44.246.176	36.377.140	178.461.535
629	Articles Of Rubbers	2.905.930	15.523.362	26.541.901	131.960.571
633	Cork Manufactures	62.373	302.150	188.492	1.031.072
634	Veneers,plywood,improved/reconstituted Wood Worked	35.933.053	171.104.467	13.871.396	65.054.226
635	Wood Manufactures	904.428	4.899.403	2.071.644	12.697.073
641	Papers And Paperboards	38.639.412	210.287.314	55.645.562	271.807.841
642	Paper And Paperboard Cut To Size/shape And Article Of Papers	7.674.024	39.054.918	23.316.404	122.783.340
651	Textile Yarns	10.941.041	48.318.711	36.270.383	155.065.682
652	Cotton Fabrics, Woven	11.210.002	43.611.114	80.552.030	335.561.106
653	Fabrics, Woven, Of Man-made Fibres	11.672.547	39.260.878	80.956.187	268.956.360
654	Textile Fabrics, Woven, Other Than Of Cotton Or Man-made Fibres	745.480	2.501.223	8.961.138	26.622.981
655	Knitted Or Crochetted Fabrics	10.635.745	42.271.652	81.723.792	328.674.413
656	Tulle,lace,enbroidery,ribbons,trimmings And Other Small Wares	1.717.839	7.008.333	21.694.298	85.198.794
657	Special Yarns,textile Fabrics	11.985.711	50.180.790	52.050.869	221.820.984
658	Made-up Articles, Wholly/chiefly Of Textile Materials	3.015.581	9.215.731	6.367.612	22.080.082
659	Floor Coverings	1.270.444	5.099.053	2.325.407	9.672.752
661	Lime,cement And Fabricated Construction Materials	265.590.607	829.407.775	15.584.444	48.740.602
662	Clay And Refactory Construction Materials	24.050.491	120.773.432	12.115.023	74.988.407
663	Mineral Manufactures	9.680.779	43.695.366	14.069.731	69.291.344
664	Glass	22.496.898	89.407.490	15.779.568	67.410.419
665	Glassware	9.248.987	37.864.583	7.979.922	33.092.026
666	Pottery	1.683.233	8.812.238	948.671	4.198.833
667	Pearl, Precious And Semi Precious Stones	69	15.772	28.403	328.274
671	Pig Iron,spiegeleisen,sponge Iron, And Ferro-alloys	42.739.294	129.985.451	21.600.675	80.015.157
672	Ingots And Other Iron/steel In Primary Forms	150.741.736	1.018.701.435	81.850.573	510.940.162
673	Flat Rolled Products, Not Clad	177.929.198	822.790.013	132.482.164	599.205.818
674	Flat Rolled Products, Clad Or Plated	49.300.550	265.276.229	50.154.074	267.258.669
675	Flat Rolled Products And Alloy Steels	38.281.346	184.746.940	57.199.071	260.401.110

https://www.bps.go.id

I-2 IMPOR MENURUT GOLONGAN BARANG SITC / *IMPORT BY SITC COMMODITY GROUPS*
***** MEI / *MAY 2010* *****

SITC	Uraian golongan barang *Group description*	Berat bersih/ *Net weight* (Kg) Bulan ini *Current month*	 Kumulatif *Cum.Jan.to date*	Nilai/*Value C.I.F* (US$) Bulan ini *Current month*	 Kumulatif *Cum.Jan.to date*
	C. By Commodity 3 digit SITC				
676	Iron/steel Bars, Rods, Angels, Shaped And Sections	71.646.899	362.253.629	63.312.088	322.533.890
677	Rail/railway And Tractor Construction Of Iron/steel Materials	549.185	6.612.439	715.537	8.549.262
678	Wire Of Iron/steel	19.780.911	88.458.818	18.794.485	91.294.885
679	Tubes, Pipes, Hollow Profile, Pipe Fitting Of Iron/steel	65.226.092	321.825.692	106.294.236	649.808.186
681	Silver, Platinum, And Other Metal Of The Platinum Groups	6.922	22.218	1.703.556	5.761.424
682	Copper	27.132.562	77.550.276	113.606.203	399.372.517
683	Nickel	135.087	574.102	1.723.665	7.784.238
684	Alumunium	39.887.248	179.085.188	107.368.190	459.522.666
685	Lead	4.232.138	31.094.180	9.972.021	70.672.741
686	Zinc	8.733.908	48.002.779	20.458.266	114.143.145
687	Tin	85.737	402.974	1.864.770	5.716.285
689	Miscellaneous Non-ferrous Basemetals Employed In Metallurgy	179.927	1.340.403	1.733.995	11.141.090
691	Structuctures And Parts Of Iron/steel Or Aluminium	12.911.437	68.166.278	27.093.977	167.448.891
692	Metal Containers For Storage And Transportations	3.682.811	18.757.328	11.601.684	87.635.550
693	Wire Products And Fencing Grills	5.967.933	25.767.510	9.021.315	48.599.692
694	Nails, Screws, Nuts, Bolts, Rivets Of Iron/steel Or Copper	8.639.938	41.970.654	35.688.050	176.516.684
695	Tools For Used In The Hand Or In Machines	3.356.470	16.434.808	24.250.740	114.612.100
696	Cutlery	1.062.823	4.323.430	3.092.831	15.831.416
697	Household Equipment Of Base Metals	2.848.988	12.029.704	8.079.645	31.183.053
699	Manufactures Of Base Metals	27.202.883	123.075.833	83.386.450	394.145.208
711	Steam And Other Vapour Generating Boilers And Parts	6.160.426	54.021.060	35.090.976	322.787.424
712	Steam Or Other Generating Boilers And Parts	4.601.856	17.838.736	52.848.776	278.962.243
713	Internal Combustion Piston Engines And Parts	13.110.008	61.661.354	114.160.354	598.395.410
714	Engines And Motors, Non-electric And Parts	377.438	1.452.432	25.292.287	141.353.825
716	Rotating Electric Plants And Parts	9.709.514	49.674.388	67.687.675	348.849.172
718	Other Power Generating Machines And Parts	1.132.072	4.198.530	37.112.402	79.790.634
721	Agricultural Machinery And Parts	1.293.091	4.483.114	9.117.036	34.659.803
722	Tractors	525.271	2.497.296	3.586.936	16.914.936
723	Civil Engineering And Contractor Plants And Equipments/parts	27.031.945	127.267.375	163.198.518	782.887.079
724	Textile/leather Machinery And Parts	6.529.302	27.120.232	48.444.456	188.538.485
725	Papermill/pulpmill Machinery And Paper Cutting Machines	2.023.014	9.296.316	17.498.649	104.982.974
726	Printing/book Binding Machinery And Parts	2.151.468	10.005.310	48.058.385	273.941.314
727	Food Processing Machines And Parts	2.635.863	19.598.366	20.265.014	138.725.185
728	Other Machines And Equipment Specialized For Particular Industry	11.499.925	59.105.424	89.451.768	534.721.604
731	Machine Tools By Removing Metal	1.928.796	10.069.577	15.039.788	99.179.389
733	Machine Tool For Working Metals	2.889.571	10.562.103	15.403.235	60.592.397
735	Parts Of Machine Tools	308.212	1.691.933	3.647.174	27.381.173
737	Metalworking Machinery And Parts	1.811.443	8.663.685	11.801.541	60.487.274
741	Heating And Cooling Equipments And Parts	13.309.199	64.842.910	108.048.357	482.040.937
742	Pumps For Liquid And Parts	5.453.621	31.380.661	60.133.995	317.240.271
743	Pumps, Compressors, Fans, Blowers, Centrifuges, And Parts	8.518.949	44.551.537	74.349.379	388.438.220
744	Mechanical Handling Equipments And Parts	9.475.559	54.729.800	60.239.543	324.775.569
745	Other Non-electical Machinery, Tools, And Mechanical Apparatus	2.354.608	11.563.301	34.579.201	200.520.071
746	Ball Or Roller Bearings	3.511.029	16.286.116	32.816.714	159.185.321
747	Taps, Cocks, And Valves For Pipes	3.898.862	24.167.610	48.163.148	299.738.307
748	Transmission Shafts And Cranks	8.549.253	42.408.067	79.857.399	413.622.790
749	Non-electric Parts And Accessories Of Machineries	1.941.158	9.779.859	27.513.212	133.292.971
751	Office Machines	3.169.046	13.209.886	37.195.119	171.572.142
752	Automatic Data Processing Machines And Their Units	3.769.471	17.982.954	126.063.739	652.855.107
759	Parts And Accessories For Machine Of Heading 751 Or 752	1.488.619	8.525.232	33.064.061	227.476.031
761	Television Receivers	3.733.092	13.104.192	69.649.272	271.700.400
762	Radio Broadcast Receivers	80.700	531.528	1.844.477	13.408.257
763	Sound Recorders Or Reproducers	211.020	894.042	2.360.206	9.515.260
764	Telecomunication Equipments And Parts	10.947.689	48.660.604	415.783.893	1.990.878.761
771	Electric Power Machinery And Parts	3.607.463	18.006.759	38.960.888	172.410.992
772	Electrical Apparatus For Making And Breaking Electrical Circuits	6.199.360	39.039.261	141.199.741	749.051.690
773	Equipment For Distributing Electricity	7.075.549	35.772.140	61.640.711	280.877.818
774	Electrical Apparatus For Medical Purposes And Radiological Apparatus	154.319	700.231	9.021.621	41.574.385
775	Household Type, Electrical/non-electrical Equipments	6.864.100	37.035.590	26.794.355	301.096.241
776	Thermionic, Cold Cathode, And Photo Cathode Valves/tubes	3.589.914	19.228.175	150.423.655	695.373.452
778	Electrical Machinery And Apparatus	12.686.662	60.708.314	147.739.313	754.147.631
781	Passengger Motor Cars	12.515.661	66.375.897	133.849.676	686.100.053
782	Motor Vehicle For The Transportation Of Goods	16.065.867	89.487.724	149.909.205	868.329.341
783	Road Motor Vehicles	1.352.203	6.538.371	10.729.362	44.775.968
784	Parts And Accessories Of The Motor Vehicles	19.566.525	90.609.031	154.368.888	748.756.021
785	Motorcycles, Scooters, And Other Cycles Motorized/non Motorized	13.708.167	58.417.677	52.889.452	245.203.081
786	Trailers And Other Vehicles, Not Motorized	1.759.837	8.656.634	4.205.061	28.686.577
791	Railway Vehicles And Associated Equipments	442.791	4.503.195	1.910.141	21.891.936
792	Aircraft And Associated Equipments And Parts	474.044	4.634.300	115.140.255	1.162.403.051
793	Ships, Boats, And Floating Structures	65.585.208	540.456.063	74.565.077	889.761.342
811	Prefabricated Buildings	508.103	2.332.716	1.304.628	6.167.968
812	Sanitary, Plumbing, Heating, And Lighting Fixtures/fittings	647.898	3.664.056	1.731.433	7.702.669
813	Lighting Fixtures And Fittings	1.888.780	8.216.633	8.403.304	33.695.196
821	Furnitures And Parts	7.066.753	27.317.843	17.820.411	74.103.618
831	Travel Goods	2.051.153	8.394.098	8.204.659	38.205.104
841	Men's Coats/jackets, Not Knitted	914.458	2.058.921	3.510.048	11.966.698
842	Women's Coats/jacket, Not Knitted	917.762	2.353.004	4.821.759	16.413.651

https://www.bps.go.id

I-2 IMPOR MENURUT GOLONGAN BARANG SITC / *IMPORT BY SITC COMMODITY GROUPS*
***** MEI / *MAY 2010* *****

SITC	Uraian golongan barang *Group description*	Berat bersih/ *Net weight* (Kg) Bulan ini *Current month*	 Kumulatif *Cum.Jan.to date*	Nilai/*Value C.I.F* (US$) Bulan ini *Current month*	 Kumulatif *Cum.Jan.to date*
	C. By Commodity 3 digit SITC				
843	Men's Coats/jackets, Knitted	236.480	819.897	1.937.748	6.999.995
844	Women's Coats/jackets, Knitted	1.101.814	3.673.148	4.289.663	14.905.190
845	Articles Of Apparel	696.953	3.197.483	7.404.990	28.399.888
846	Clothing Accessories Of Textiles Fabrics	413.760	1.305.385	4.571.141	22.353.502
848	Articles Of Apparel And Clothing Accessories Of Other Than Textile Fab	1.014.435	4.642.726	6.695.231	26.569.522
851	Footwears	4.968.276	14.585.438	24.670.379	78.982.867
871	Optical Instrument And Apparatus	36.549	673.189	1.550.729	14.369.415
872	Medical Instruments And Appliances	948.402	4.943.291	12.096.546	54.370.497
873	Meters And Counters	651.104	4.462.591	11.233.745	95.944.151
874	Measuring, Checking, Analysing, And Controlling Instrument And Apparat	2.184.919	12.092.868	54.656.505	313.850.561
881	Photographic Apparatus And Equipments	216.251	861.756	2.312.339	12.967.814
882	Photographic And Chinematographic Supplies	992.875	5.160.060	5.485.068	27.434.714
883	Cinematograph Film, Exposed And Developed	6.154	28.546	436.459	2.000.762
884	Optical Goods	417.015	1.595.277	11.194.025	62.244.212
885	Watches And Clocks	520.219	2.062.369	2.986.362	12.485.656
891	Arms And Ammunitions	63.315	288.049	6.649.380	34.445.076
892	Printed Matter	1.187.594	5.314.512	12.666.880	50.177.457
893	Article Of Plastics	11.815.121	63.000.169	42.189.995	211.139.031
894	Baby Carriages, Toys, Games, And Sporting Goods	3.946.228	15.701.830	12.527.546	64.424.417
895	Office And Stationery Supplies	2.157.925	9.143.445	9.205.987	36.535.897
896	Works Of Art, Collectors Pieces And Antiques	22.753	139.487	117.142	843.275
897	Jewellery, Goldsmith, Silversmith Wares, And Other Articles	425.989	1.536.492	1.900.842	8.460.564
898	Musical Instrument And Parts/accessories	1.451.462	8.122.912	26.848.272	125.663.984
899	Other Miscellaneous Manufactured Articles	4.325.840	21.835.154	34.538.963	165.859.590
961	Coin Not Being Legal Tender	454.026	1.626.048	1.888.392	6.782.402
971	Gold, Non-monetary	28.772	107.900	3.584.388	18.221.643
	TOTAL IMPORT	**8.562.152.396**	**43.211.094.648**	**9.980.350.088**	**51.177.378.302**

https://www.bps.go.id

I.3. IMPOR MENURUT KOMODITI / *IMPORT BY HS COMMODITY*
***** MEI / *MAY 2010* *****

H S	Uraian Komoditi *Commodity Description*	Berat Bersih / *Net Weight* (Kg) Bulan ini *Current Month*	 Kumulatif *Cum.Jan. to date*	Nilai / *Value C.I.F* (US$) Bulan ini *Current Month*	 Kumulatif *Cum.Jan. to date*
0101903000	Horses, oth than pure bred breeding	9.764	9.764	30.240	30.240
0102901000	Live oxen, other than pure-bredbreeding animals	21.321.059	110.298.649	44.576.291	226.878.116
0102902000	Live buffaloes, other than pure-bredbreeding animals	0	748.031	0	1.636.605
0104209000	Live goats,other than breeding animals	300	700	4.302	10.090
0105941000	Breed.fowl of the spec.gallus domesticus,oth than fighting cock, weight<=2000 g	152	2.942	7.655	141.131
0106190000	Live mammals, oth than primates, dolphinporpoises, manatees and dugongs	10	10	625	625
0201100000	Carcasses & half-carcasses of bovineanimals, fresh or chilled	0	20	0	221
0201300000	Meat of bovine animals, boneless,fresh or chilled	180.688	680.143	628.577	2.643.683
0202200000	Oth cuts with bone in of bovine animals,frozen	349.890	1.276.893	673.619	2.540.535
0202300000	Meat of bovine animals, boneless,frozen	6.407.582	32.509.722	20.911.233	103.105.803
0203290000	Other meat of swine, frozen	0	16.820	0	24.127
0204220000	Oth cuts with bone in of sheep,fresh or chilled	1.834	11.986	22.155	97.398
0204230000	Other meat of sheep, boneless, fresh orchilled	345	1.502	3.940	20.084
0204410000	Carcasses & half-carcasses of sheep,frozen	3.650	9.299	27.086	69.535
0204420000	Oth cuts with bone in of sheep, frozen	42.349	160.777	298.053	1.140.317
0204430000	Other meat of sheep, boneless, frozen	13.189	73.065	113.031	521.891
0204500000	Meat of goats, fresh, chilled or frozen	6.591	29.188	13.182	94.107
0206210000	Tongues of bovine animals, frozen	1.078	9.064	1.671	18.473
0206220000	Livers of bovine animals, frozen	590.952	1.641.625	1.105.395	3.133.140
0206290000	Other edible offal of bovine animals,frozen	3.460.818	17.576.704	7.786.122	35.869.075
0206900000	Edible offal of sheep, goats, horses,asses, mules or hinnies, frozen	18.945	51.981	22.734	99.462
0207149000	Oth cuts & offals of fowl of the speciesgallus domesticus, frozen	0	106.767	0	167.583
0207250000	Meat and edible offal of turkeys, notcut in pieces, frozen	0	11.590	0	32.940
0207331000	Meat and edible offal of ducks,not cut in pieces, frozen	72.936	277.423	116.051	389.737
0207369000	Oth cut & offal of ducks, geese/guineafowls, frozen	16.320	49.460	22.347	69.108
0208900010	Frogs legs	2.000	2.000	9.700	9.700
0210999000	Oth meat & edible, incl. frours & mealssalted, in brine, dried or smoked	10.032	37.532	74.741	299.490
0301102000	Ornamental marine fish, live	0	8.609	0	7.156
0301103000	Freshwater ornamental fish, live	0	564	0	7.819
0301920000	Eels (anguilla spp.), live	0	2.604	0	48.449
0301994090	Other freshwater fish, live	17	99.260	238	136.568
0302190000	Oth salmonidae fish,excl.fillet,liverand roes, fresh or chilled	29.747	188.941	26.533	164.775
0302230000	Sole fish, excl.fillets,livers & roesfresh or chilled	0	26.640	0	20.374
0302290000	Oth flat fish, excl.fillet,liver & roesfresh or chilled	0	25.000	0	25.000
0302390000	Oth tunas, excl.fillets, livers & roes,fresh or chilled	547	95.946	1.888	82.965
0302610000	Sardines, excl. fillets, livers & roes,fresh or chilled	88.897	590.881	78.198	508.410
0302620000	Haddock, excl. fillets, livers & roes,fresh or chilled	0	9.804	0	24.333
0302640000	Mackerel, excl. fillets livers & roes,fresh or chilled	979	22.539	3.374	18.466
0302691090	Other marine fish excl.fillets, liversand roes, fresh or chilled	38.351	261.083	30.879	215.145
0302692010	Tilapia, excl.fillets, livers and roes,fresh or chilled	30.658	140.902	26.997	120.229
0302692090	Other freshwater fish, excl.fillets,livers and roes, fresh or chilled	17.148	114.373	14.985	96.490
0302700000	Livers & roes of fish, fresh/chilled	54	5.587	646	9.553
0303110000	Sockeye salmon, excl.fillets, livers &roes, frozen	0	3.327	0	17.005
0303220000	Atlantic & danube salmon, excl.fillets,livers and roes, frozen	9.940	62.477	81.888	594.842
0303290000	Other salmonidae, excl.fillets, liversand roes, frozen	5.060	34.726	7.392	38.532
0303310000	Halibut, excl.fillets, livers and roes,frozen	21	974	31	4.904
0303330000	Sole, excl.fillets, livers & roes,frozen	617	1.021	4.064	7.300
0303390000	Oth flat fish, excl.fillets, livers &roes, frozen	24.000	24.000	13.200	13.200
0303410000	Albacore/longfinned tunas,excl.fillet,livers and roes, frozen	0	786.832	0	1.944.050
0303420000	Yellow fin tunas, excl.fillet, liver &roes, frozen	279.170	1.133.687	419.987	1.723.547
0303430000	Skipjack or stripe-bellied bonito,excl.fillets, livers and roes, frozen	949.601	5.200.909	1.096.208	5.058.341
0303490000	Oth tunas, excl.fillets,livers & roes,frozen	64.465	1.042.870	76.320	765.467
0303510000	Herring clupea harengus,clupea pallasii),excl.fillets,livers and roes,frozen	660	8.651	2.386	9.078
0303520000	Cod (gadus morhua, ogac, macrocephalu),excl.fillets,livers and roes,frozen	0	16.705	0	31.538
0303610000	Swordfish (xiphias gladius),excl.fillets,livers and roes,frozen	0	54.494	0	54.505
0303710000	Sardines, excl.fillets, livers and roes,frozen	62.621	1.115.673	38.666	780.963
0303740000	Mackerel, excl.fillets, livers and roes,frozen	2.513.039	29.519.302	1.840.147	21.182.243
0303750000	Dogfish and other sharks, excl.fillets,livers and roes, frozen	15.894	44.797	120.364	350.898
0303760000	Eels, excl.fillets, livers & roes,frozen	7.800	18.751	22.733	51.155
0303770000	Sea bass, excl.fillets, livers and roes,frozen	0	405	0	3.703
0303791090	Other marine fish, excl.fillets, liversand roes, frozen	916.925	7.085.785	769.099	5.768.233
0303792010	Tilapia, excl.fillets, livers and roes,frozen	42.000	224.355	29.543	150.186
0303792090	Other freshwater fish, excl.fillets,livers and roes, frozen	55.761	1.155.138	70.308	970.147
0303801000	Livers of fish, frozen	4.538	4.727	12.654	13.286
0303802000	Roes of fish, frozen	0	3.929	0	18.777
0304190000	Other fish fillets,fresh or chilled	20	20	10	10
0304210000	Swordfish (xiphias gladius)frozen fillets	0	28.678	0	213.891
0304290000	Other fish fillets,frozen	201.646	955.992	544.933	2.346.018
0304990000	Other fish meat (whether or not minced)frozen	0	117.860	0	80.796
0305100000	Flours, meals and pellets of fish,fit for human consumption	3.649	6.054	68.017	116.583
0305201000	Livers & roes of freshwater fish, dried,salted or salted or in brine	114.930	499.653	91.944	399.722
0305300000	Fish fillets, dried,salted or in brine,but not smoked	0	33.788	0	137.379
0305490000	Other smoked fish, including fillets	0	552	0	1.314
0305591000	Sharks fins, dried, salted/unsaltedbut not smoked	1.292	5.562	19.568	99.777
0305592000	Marine fish, including anchovies, dried,salted/unsalted, but not smoked	2.177.225	11.999.192	1.685.481	9.185.170
0305599000	Other dried fish, salted/unsalted butnot smoked	145.530	1.306.970	113.280	1.061.807

https://www.bps.go.id

I.3. IMPOR MENURUT KOMODITI / *IMPORT BY HS COMMODITY*
***** MEI / *MAY 2010* *****

H S	Uraian Komoditi *Commodity Description*	Berat Bersih / *Net Weight* (Kg) Bulan ini *Current Month*	 Kumulatif *Cum.Jan. to date*	Nilai / *Value C.I.F* (US$) Bulan ini *Current Month*	 Kumulatif *Cum.Jan. to date*
0305691000	Marine fish, incl sharks fin,salted butnot dried or smoked and in brine	0	12.529	0	54.873
0305699000	Other fish, salted but not dried orsmoked and in brine	0	240	0	272
0306110000	Rock lobsters and oth sea crawfish, (Ja,Palinurus,Panulirus spp.) frozen	19.188	19.188	47.970	47.970
0306130000	Shrimps and prawns, frozen	69.946	528.045	438.975	3.832.921
0306140000	Crabs, frozen	89.320	438.944	599.146	2.846.026
0306190000	Other, incl flours, meals & pellets ofcrustac, fit for human consump,frozzen	1.118	1.810	9.480	18.370
0306231000	Shrimps and prawns, breeder	188	4.825	20.032	153.834
0306234900	Other shrimps and prawns, driedin oth than airtight containers	213	389	750	1.375
0306239900	Oth shrimps and prawns, not frozenin oth than airtight containers	1.002	1.002	1.440	1.440
0306249100	Crabs,in airtight container, not frozen	0	13.533	0	163.115
0306249900	Other crabs, not frozennot in airtight containers	0	21.091	0	256.050
0306299900	Other crustaceans, not frozzenin oth than airtight containers	0	2.659	0	34.532
0307102000	Oysters, fresh, chilled or frozen	0	2.118	0	9.903
0307212000	Scallops, fresh or chilled	0	4.075	0	4.877
0307291000	Scallops, frozen	180	20.714	1.386	104.124
0307391000	Mussels, frozen	6.556	23.779	16.423	72.337
0307392000	Mussels, dried, salted or in brine	0	10	0	6
0307412000	Cuttle fish and squid,fresh or chilled	0	1.237	0	2.101
0307491000	Cuttle fish and squid, frozen	383.910	2.650.364	401.039	2.380.598
0307492000	Cuttlefish&squid,dried,salted/in brine	5.769	7.736	3.842	10.411
0307512000	Octopus, fresh or chilled	0	12.276	0	20.089
0307591000	Octopus, frozen	1.111	50.999	1.623	95.299
0307602000	Snails, other than sea snails, fresh,chilled or frozen	0	628	0	1.165
0307991000	Other molluscs, frozen	1.535	150.630	4.681	193.888
0307992000	Beche-de-mer(trepang), dried, saltedor in brine	0	98	0	328
0307999000	Oth aquatic invertebrates not crstceans,for human consumpt dried,salted/in brine	79	3.322	1.693	5.389
0401100000	Milk and cream, not concentrated, no addsugar, of a fat content, by weight < 1%	67.670	531.601	178.537	1.667.111
0401200000	Milk and cream, not concentrated, no addsugar, of a fat content, by weight 1- 6	41.964	166.249	51.352	164.448
0401300000	Milk and cream, not concentrated, no addsugar, of a fat content, by weight > 6%	193.767	1.079.179	559.282	3.087.200
0402103000	Milk&cream fat cont<=1.5%,in solid formadded sugar/oth sweet,in cont>= 20 kg	11.076.629	47.541.932	33.116.999	141.869.345
0402109000	Milk&cream fat cont<=1.5%,in solid formadded sugar/oth sweet,in cont< 20 kg	1.350.119	7.462.770	4.369.682	23.551.007
0402212000	Milk&cream fat cont> 1.5%,in solid formnot added sugar/oth sweet,in cont>=20 kg	1.241.125	12.287.087	4.976.292	42.561.579
0402219000	Milk&cream fat cont> 1.5%,in solid formnot added sugar/oth sweet,in cont<20 kg	108.666	1.126.192	680.128	4.493.701
0402292000	Milk&cream fat cont> 1.5%,in solid formadded sugar/oth sweet,in cont>= 20 kg	0	16.024	0	37.364
0402299000	Milk&cream fat cont> 1.5%,in solid formadded sugar/oth sweet,in cont< 20 kg	883.041	4.488.218	9.264.259	34.063.534
0402910000	Other milk & cream, not containingadded sugar/other sweetening	0	39.275	0	123.716
0402990000	Other milk&cream, containing addedsugar/other sweetening	815.259	1.598.189	943.493	2.162.890
0403101100	Yoghurt in liquid form, incl. condensedform,cont.fruits, nuts, cocoa or flavor	0	2.894	0	10.899
0403101900	Yoghurt in other form, containing fruits,nuts, cocoa or flavoring matter	0	37.531	0	143.454
0403109900	Yoghurt in other form, not contain fruitnut, cocoa, or flavoring matter	13.940	15.490	15.991	21.513
0403901000	Buttermilk	962.975	5.180.300	2.529.268	13.963.567
0403909000	Curdled milk and cream, kephir & otherfermented milk and cream	183.159	1.338.929	200.212	789.637
0404101100	Whey, whether/not concentrated/containadd sugar/sweetening,for human consun	4.338.075	22.174.954	5.553.133	30.249.783
0404101900	Modified whey,whether/not concentr/contadd sugar/sweetening,for human consu	1.761.475	6.620.564	3.331.410	12.350.745
0404109900	Modified whey,whether/not concentr/contadd sugar/sweetening,for animal feedin	0	43.194	0	85.746
0404900000	Oth products consisting of natural milk	127.758	1.065.984	341.518	2.595.759
0405100000	Butter derived from milk	419.407	2.571.074	1.943.928	11.531.669
0405200000	Dairy spreads derived from milk	4.211	9.040	14.737	25.808
0405901000	Anhydrous butterfat derived from milk	932.861	4.114.626	4.264.133	18.138.305
0405902000	Butter oil derived from milk	0	39.679	0	117.981
0405909000	Other fats and oils derived from milk	17.609	219.458	77.172	853.735
0406101000	Fresh cheese (unripened or uncured),including whey cheese	814.620	3.134.191	3.457.694	13.596.338
0406109000	Fresh curd (unripened or uncured)	16.800	39.364	138.196	300.053
0406201000	Grated/powdered cheese,in packages ofa gross weight exceeding 20 kg	20.151	78.351	163.952	654.749
0406209000	Grated/powdered cheese,in packages ofa gross weight <= 20 kg	50.554	215.890	265.917	1.099.194
0406300000	Processed cheese,not grated or powdered	664.073	2.578.008	2.825.285	11.049.237
0406400000	Blue veined cheese and oth cheesecont veins prod by penicillium roquefort	0	13	0	593
0406900000	Other cheese	74.598	261.634	525.700	1.731.525
0408110000	Egg yolks, dried	22.971	178.423	114.450	773.056
0408190000	Egg yolks, other than dried	0	500	0	8.534
0408910000	Birds' eggs, not in shell, dried	145.924	537.472	882.711	3.047.364
0409000000	Natural honey	1.611.046	5.849.943	2.644.362	10.828.390
0410009000	Other edible products of animal origin,not elsewhere specified or included	0	660	0	14.962
0501000000	Human hair, unworked, whether or notwashed or scoured; waste of human hair	12.054	44.155	920.310	2.788.689
0502900000	Badger hair and other brush making hairand waste thereof	125.401	383.177	785.337	2.331.143
0504000000	Animals guts, bladder & stomachs, fresh,chilled,frozen,salt.,brined,dried/smoked	0	90	0	2.474
0505101000	Duck feathers and down, of a kind usedfor stuffing	72.315	128.927	1.591.954	2.335.644
0505109000	Feathers and down other than duck, ofa kind used for stuffing	3.347	17.333	170.517	749.198
0505901000	Duck feathers and down, used other thanfor stuffing	5.692	50.926	25.615	263.725
0505909000	Other skins and parts of birds; powderand wsate of feather or part of feathers	627.371	2.011.189	594.601	1.984.327
0507902000	Tortoise-shell, unworked/simply pre-pared but not cut to shape	0	11	0	201
0508001000	Coral&similar material,unworked/simplyprepared but not otherwise worked	40	300	1.280	9.600
0508002000	Shells of molluscs, crustaceans/echinoderms,unworked/simply prepared uncut	18.462	38.206	13.821	36.347
0508009000	Cuttle-bone,unworked/simply preparednot cut to shape,powder&waste thereof	578	29.274	1.852	15.925
0511100000	Bovine semen	0	45	0	45.448
0511911000	Dead animals of fish/crustaceans,molluscs/other aquatic invertabrates	0	39.100	0	23.971
0511912000	Roes	0	535.941	0	328.545
0511913000	Artemia egg (brine shrimp egg)	1.437	34.337	50.222	635.892

www.bps.go.id

I.3. IMPOR MENURUT KOMODITI / *IMPORT BY HS COMMODITY*
***** MEI / *MAY 2010* *****

H S	Uraian Komoditi *Commodity Description*	Berat Bersih / *Net Weight* (Kg) Bulan ini *Current Month*	 Kumulatif *Cum.Jan. to date*	Nilai / *Value C.I.F* (US$) Bulan ini *Current Month*	 Kumulatif *Cum.Jan. to date*
0511919000	Oth.product of fish or crustaceans,moluscs or oth.aqua invertabrates	97.968	745.284	66.698	615.361
0511999000	Other animal products not elsewherespecified or included	274.161	999.893	252.851	999.414
0601100000	Bulbs, tubers, tuberous roots, corms,crowns & rhizomes, dormant	0	5.554	0	14.391
0601209000	Bulbs,tubers,tuberous roots, cormscrowns & rhizomes, in growh or in flower	8.867	37.882	12.998	49.995
0602109000	Unrooted cutting and slips of oth plants	12	76.753	298	61.624
0602200000	Trees, shrubs & bushes, grafted or not,of kinds which bear edible fruit or nuts	0	138	0	14.094
0602400000	Roses, grafted or not	565	733	16.511	24.050
0602902000	Orchid seedlings	7.891	15.437	9.600	18.600
0602904000	Budded rubber stumps	0	2	0	40
0602909000	Other live plants; mushroom spawn	81	127.562	11.486	319.526
0603140000	Chrysanthenums, fresh flowers of a kindsuitable for bouquets/ornamental purpose	1.008	2.016	17.582	27.192
0603900000	Flowers of a suitable for ornamental, dried, dyed, bleached / othwise prep	0	1.232	0	3.653
0604100000	Mosses and lichens	5.500	17.160	14.300	48.961
0604910000	Foliage, branches & oth parts of plants,fresh	0	10.596	0	9.464
0604990000	Foliage, branches & oth parts of plants,other than fresh	26	11.963	411	25.317
0701100000	Potatoes seed, fresh or chilled,	566.400	1.166.580	509.771	1.049.233
0701900000	Potatoes, other than seed, fresh or chilled	3.159.801	11.285.648	1.878.462	6.709.098
0702000000	Tomatoes, fresh or chilled	3.918	7.802	1.860	11.678
0703101900	Onions,fresh/chilled,oth.than bulbsfor propagation	4.684.095	15.880.485	1.906.291	6.382.103
0703102100	Shallots bulbs for propagationfresh or chilled	633.300	633.300	279.893	279.893
0703102900	Shallots,fresh/chilled,oth than bulbsfor propagation	5.898.500	48.157.290	2.700.860	21.459.180
0703209000	Garlic,fresh/chilled, oth than bulbsfor propagation	19.862.186	143.330.117	11.887.797	82.865.050
0703909000	Leeks & oth.alliaceous, fresh/chilledoth than bulbs for propagation	31.302	269.000	40.869	337.542
0704101000	Cauliflowers, fresh or chilled	17.914	107.871	21.679	128.243
0704102000	Headed broccoli, fresh or chilled	44.879	259.521	53.464	288.918
0704200000	Brussels sprouts, fresh or chilled	8	41	28	141
0704901000	Cabbages, fresh or chilled	103.427	120.035	39.167	55.194
0704909000	Kohlrabi, kale and similar ediblebrassicas, fresh or chilled	11.573	43.211	22.693	59.410
0705110000	Cabbage lettuce (head lettuce), freshor chilled	6.506	29.575	8.417	40.205
0705190000	Other lettuce, fresh or chilled	2.221	14.462	3.035	17.292
0705290000	Other chicory, fresh or chilled	228	2.724	76	5.220
0706101000	Carrots, fresh or chilled	1.481.458	10.239.988	783.272	5.453.890
0706102000	Turnips, fresh or chilled	0	213	0	241
0706900000	Salad beetroot,salsify,celeriac,radishand similar edible roots,fresh/chilled	1.955	25.845	1.948	22.746
0707000000	Cucumbers and gherkins, fresh/chilled	931	13.025	1.756	19.130
0708100000	Peas (pisum sativum), fresh/chilled	591.572	943.552	201.416	347.576
0708900000	Other leguminous vegetables, fresh orchilled	504	6.522	562	8.778
0709200000	Asparagus, fresh or chilled	1.142	4.715	1.317	5.663
0709300000	Aubergines (egg-plants),fresh/chilled	107	433	36	139
0709400000	Celery oth than celeriac,fresh/chilled	4.001	24.952	12.234	43.663
0709510000	Mushrooms of the genus agaricus, freshor chilled	56.097	234.650	80.666	312.463
0709590000	Other mushrooms, fresh or chilled	61.614	247.494	104.759	357.821
0709601000	Chillies, other than giant chillies,fresh or chilled	74.500	783.785	58.452	600.747
0709609000	Other fruits of the genus capsicum orof the genus pimenta, fresh or chilled	125	28.615	412	22.577
0709700000	Spinach, new zealand spinach & orachespinach, fresh or chilled	1.210	12.208	1.653	15.298
0709909000	Other vegetables, fresh or chilled	63.978	450.092	67.142	457.541
0710100000	Potatoes, frozen	418.366	1.821.770	440.304	1.819.204
0710210000	Peas (pisum sativum), frozen	403.326	985.574	171.981	490.165
0710290000	Other leguminous vegetable, frozen	111.896	527.526	125.099	586.760
0710300000	Spinach,new zealand spinach and orachespinach (garden spinach), frozen	28	4.428	102	13.519
0710400000	Sweet corn, frozen	103.431	322.021	103.298	295.614
0710800000	Other vegetables, frozen	78.991	215.380	203.385	423.767
0710900000	Mixtures of vegetables, frozen	69.720	317.238	69.548	315.719
0711209000	Olives, preserved in other preservation	0	5.780	0	19.666
0711901000	Sweet corn, provisionally preserved	0	17.700	0	11.750
0711902000	Chillies, provisionally preserved	0	25.222	0	16.141
0711903000	Capers, provisionally preserved	0	94	0	991
0711905000	Onions, preserved other than by sulphurdioxide gas	0	6	0	5
0711909000	Oth vegetables, mixtures of vegetablesprovisionally preserved	35.311	85.664	34.295	105.030
0712200000	Onios, dried, whole, cut, sliced,broken/in powder, but not further prep	468.498	1.561.556	1.344.728	4.578.842
0712310000	Mushrooms (genus agaricus), dried,whole,broken/in powder, but not further prep	0	16.195	0	47.402
0712320000	Wood ears (auricularia spp.),dried,whole,broken/in powder, but not further prep	25.258	118.359	25.765	120.803
0712330000	Jelly fungi (tremella spp.),dried,whole,cut, broken/in powder,but not furth prep	0	20.747	0	22.495
0712391000	Truffles, dried, whole, cut, sliced,broken/in powder, but not further prep	3.660	7.272	9.318	18.756
0712399000	Other mushrooms, dried, whole,cut,sliced,broken/in powder, but not further prep	65.899	331.492	182.113	731.017
0712901000	Garlic, whole, cut, sliced,broken/in powder, but not further prep	185.492	1.050.609	297.173	1.806.851
0712909000	Other vegetables/mixtures of vegetableswhole, cut, sliced, but not further prep	76.082	376.300	161.765	970.935
0713101000	Peas, dried, for sowing	0	19.547	0	55.374
0713109000	Peas, dried, other than for sowing	429.311	1.162.392	147.299	341.677
0713201000	Chickpeas(garbanzos), dried, for sowing	0	357	0	495
0713209000	Chickpeas(garbanzos), dried, other thanfor sowing	94	1.288	548	4.516
0713319000	Beans (vigna mungo hepper/vigna radiatawilczek), dried, other than for sowing	3.061.015	20.444.672	3.005.319	16.874.532
0713329000	Small red(adzuki) beans(phaseolus/vigna)dried, other than for sowing	23.055	46.162	9.957	19.928
0713331000	Kidney beans, including white pea beans(phaseolus vulgaris),dried,for sowing	0	161	0	954
0713339000	Kidney beans, including white pea beansdried, other than for sowing	104.162	2.532.815	40.892	920.353
0713399000	Other beans,dried,other than for sowing	303.728	1.543.648	242.828	1.192.544
0713409000	Lentils, dried, other than for sowing	6.001	8.952	11.019	17.706
0713509000	Broad beans & horse beans, dried,other than for sowing	558.425	3.243.647	345.634	1.960.365

https://www.bps.go.id

I.3. IMPOR MENURUT KOMODITI / *IMPORT BY HS COMMODITY*
***** MEI / *MAY 2010* *****

H S	Uraian Komoditi *Commodity Description*	Berat Bersih / *Net Weight* (Kg) Bulan ini *Current Month*	 Kumulatif *Cum.Jan. to date*	Nilai / *Value C.I.F* (US$) Bulan ini *Current Month*	 Kumulatif *Cum.Jan. to date*
0713901000	Other dried leguminous vegetables,for sowing	4.900	5.473	14.700	15.495
0713909000	Other dried leguminous vegetables,other than for sowing	506.079	1.363.790	353.743	765.529
0714101900	Manioc (cassava)sliced or in form of pellets	228	1.199	78	2.327
0714109000	Manioc (cassava), in other form	0	11.700	0	10.003
0714200000	Sweet potatoes	4.194	12.113	4.372	14.181
0714909000	Arrowroot, salep, jerusalem artichokes,& similar roots/tubers with high starch	8.017	57.862	9.151	60.650
0801110000	Coconuts, desiccated, fresh or dried	12.247	36.853	17.550	54.373
0801190000	Coconuts, other than desiccatedfresh or dried	34.182	1.284.119	26.341	852.102
0801320000	Cashew nuts, shelled, fresh or dried	31.752	158.760	149.800	743.425
0802120000	Almonds, shelled, fresh or dried	51.012	249.486	308.942	1.258.454
0802220000	Hazelnut/filberts, shelled, fresh/dried	13.500	30.632	105.975	228.868
0802320000	Walnuts, shelled, fresh or dried	0	12.176	0	93.650
0802400000	Chestnuts (castanea spp.), fresh/dried,whether or not,shelled or peeled	1.049	17.783	1.119	18.993
0802500000	Pictachios, fresh or dried	7.065	16.965	39.875	92.052
0802600000	Macadamia nuts,fresh or dried,whether or not,shelled or peeled	0	91	0	1.235
0802901000	Areca nuts, fresh or dried	11.280	33.687	5.834	24.535
0802909000	Other nuts, fresh or dried	10.350	87.474	11.844	337.772
0803001000	Pisang mas, pisang rastali, pisangberangan & pisang embun, fresh/dried	274.260	767.267	119.725	322.417
0803009000	Other bananas, including plantains,fresh or dried.	81.293	454.431	49.662	444.761
0804100000	Dates, fresh or dried	1.969.263	3.440.156	2.075.058	3.339.226
0804200000	Figs, fresh or dried	0	184	0	1.070
0804300000	Pineapples, fresh or dried	5.255	21.177	1.820	21.650
0804400000	Avocados, fresh or dried	677	1.846	772	2.268
0804501000	Guavas	4.932	31.719	4.930	35.397
0804502000	Mangoes	141.403	915.081	95.074	667.447
0804503000	Mangoesteens	1.128	1.128	390	390
0805100010	Oranges, fresh	1.815.083	6.061.737	1.360.611	4.647.884
0805200000	Mandarin (incl. tangerines & satsumas),& similar citrus hybrids, fresh or dried	13.532.335	113.671.847	12.372.479	101.261.059
0805400000	Grapefruit, including pomelosfresh or dried	9.221	102.104	7.616	85.296
0805500000	Lemons and limes, fresh or dried	66.121	251.865	66.027	247.292
0805900000	Other citrus fruit, fresh or dried	16.267	51.054	18.430	57.021
0806100000	Grapes, fresh	3.207.898	11.552.767	6.555.595	23.082.575
0806200000	Grapes, dried	176.087	542.724	159.441	704.576
0807110000	Watermelons, fresh	101.978	368.587	48.061	327.213
0807190000	Other melons, fresh	29.395	138.821	36.379	204.391
0807209000	Other papaws (papayas), fresh	69.670	283.022	32.072	244.143
0808100000	Apples, fresh	15.259.086	64.397.053	13.141.563	54.205.217
0808200000	Pears and quinces, fresh	7.576.357	36.218.739	5.990.220	28.630.720
0809100000	Apricots, fresh	0	17	0	72
0809300000	Peaches, including nectarines, fresh	0	18.791	0	20.312
0809400000	Plums and sloes, fresh	18	31.775	16	42.126
0810100000	Strawberries, fresh	62	42.660	74	95.305
0810200000	Raspberries, blackberries, mulberries,loganberries, fresh	0	105	0	700
0810500000	Kiwi fruit, fresh	233.839	536.963	500.655	1.020.039
0810600000	Durians, fresh	6.213.741	11.135.950	8.730.890	15.753.897
0810901000	Longans, fresh	1.485.366	6.249.771	1.724.047	7.293.084
0810902000	Lychees, fresh	524.898	524.898	421.297	421.297
0810903000	Rambutan, fresh	5.730	7.677	2.859	4.639
0810904010	Langsat, fresh	0	313	0	2.375
0810904020	Starfruit, fresh	391	1.289	132	6.273
0810905000	Jackfruits (cempedak and nangka), fresh	1.073	8.796	357	5.228
0810906000	Tamarinds, fresh	2.256	10.300	1.501	8.259
0810909000	Other fruit, fresh	920.292	2.901.925	757.833	2.387.351
0811100000	Strawberries, uncooked or cooked bysteaming or boiling water, frozen	0	85.395	0	87.446
0811200000	Raspberries,blackberries,mulberries,loganberries,currant,gooseberries,frozen	561	11.481	5.207	56.369
0811900000	Other fruit and nuts,uncooked/cooked bysteaming or boiling water, frozen	63	61.728	583	224.075
0812100000	Cherries, provisionally preserved	0	474	0	1.245
0812900000	Oth fruit & nut,provisionally preserved	1.016	27.577	905	76.399
0813100000	Apricots, dried	0	2.336	0	9.212
0813200000	Prunes, dried	0	1.829	0	6.050
0813300000	Apples, dried	22.321	133.270	31.099	185.350
0813401000	Longans, dried	2.310	4.705	2.010	4.527
0813402000	Tamarinds, dried	27.742	123.392	19.954	69.432
0813409000	Other fruit, dried,	4.111	16.247	19.467	51.653
0813502000	Mixture of which dates/nuts other thancashew nuts/brazil nut predmnt by weight	141.630	152.630	67.982	85.032
0814000030	Peel of citrus fruit or melons,watermelons, dried	0	1.119	0	7.352
0901111000	Arabica wib or robusta oib, not roastednot decaffeinated	748.602	14.797.722	1.170.325	21.856.532
0901119000	Oth coffee,not roasted,not decaffeinated	0	808.265	0	812.853
0901129000	Oth coffee, not roasted, decaffeinated	0	7.272	0	5.288
0901211000	Coffee, roasted, not decaffeinated,unground	21.232	152.486	118.733	1.054.895
0901212000	Coffee, roasted, not decaffeinated,ground	17.303	31.229	117.230	243.495
0901221000	Coffee, roasted, decaffeinated,unground	0	143	0	531
0901222000	Coffee, roasted, decaffeinated, ground	17	2.671	1.038	26.442
0901902000	Coffee substitutes containing coffee	0	846	0	1.673
0902101000	Green tea (not fermented), in packing<= 3 kg, leaf	19	19	1.379	1.379
0902109000	Green tea (not fermented), in packing<= 3 kg, other than leaf	4.573	13.149	5.492	25.005
0902201000	Green tea (not fermented), in packing> 3 kg, leaf	19.578	271.583	74.792	376.840
0902209000	Green tea (not fermented), in packing> 3 kg, other than leaf	16.765	166.851	41.348	260.097

https://www.bps.go.id

I.3. IMPOR MENURUT KOMODITI / *IMPORT BY HS COMMODITY*
***** MEI / *MAY 2010* *****

H S	Uraian Komoditi *Commodity Description*	Berat Bersih / *Net Weight* (Kg) Bulan ini *Current Month*	Kumulatif *Cum.Jan. to date*	Nilai / *Value C.I.F* (US$) Bulan ini *Current Month*	Kumulatif *Cum.Jan. to date*
0902301000	Black tea (fermented),in packing <= 3 kgleaf	13	1.236	955	22.536
0902309000	Black tea (fermented),in packing <= 3 kgother than leaf	1.581	22.708	9.397	224.116
0902401000	Black tea (fermented), in packing > 3 kgleaf	196.922	439.773	218.774	432.986
0902409000	Black tea (fermented), in packing > 3 kgother than leaf	799.733	2.711.607	1.271.806	5.491.818
0904111000	White pepper, neither crushed nor ground	442.424	2.256.424	209.738	798.356
0904112000	Black pepper, neither crushed nor ground	0	27.599	0	78.490
0904121000	White pepper, crushed or ground	0	1.164	0	11.744
0904122000	Black pepper, crushed or ground	94	10.682	236	75.670
0904129000	Other pepper, crushed or ground	431	2.929	1.606	22.521
0904201000	Chillies, dried	950.069	5.863.424	845.554	5.030.473
0904202000	Chillies, crushed or ground	305.000	930.928	261.736	926.530
0904209000	Oth fruits of the genus capsicum/pimenta, dried or crushed or ground	3.667	33.462	28.241	83.758
0905000090	Other vanilla	14.950	28.802	15.313	76.499
0906110000	Cinnamon (cinnamomum zeylanicumblume),neither crushed nor ground	9.601	14.601	25.081	33.581
0906190000	Cinnamon-tree flowersneither crushed nor ground	0	28	0	115
0906200000	Cinnamon and cinnamon-tree flowers,crushed or ground	106.000	506.895	102.020	745.452
0907000020	Cloves, cloves and stems	9.981	30.878	48.158	144.739
0908100010	Nutmeg, in shell	0	3.000	0	12.000
0908100020	Nutmeg, shelled	0	335	0	4.792
0908300000	Cardamoms	7.520	7.541	176.470	176.677
0909101000	Seeds of anise	41.490	125.760	13.510	45.777
0909200000	Seeds of coriander	843.322	5.646.190	264.202	1.815.342
0909300000	Seeds of cumin	83.505	480.225	76.373	502.614
0909400000	Seeds of caraway	237.501	724.598	214.219	402.764
0909500000	Seeds of fennel or juniper berries	2.996	201.823	2.010	71.136
0910100000	Ginger	172.802	386.276	177.501	362.296
0910200000	Saffron	0	476	0	3.681
0910300000	Turmeric (curcuma)	2.100	2.799	5.337	8.504
0910910000	Mixtures of spices	223	2.640	1.400	21.066
0910991000	Thyme; bay leaves	0	1.967	0	15.140
0910992000	Curry	0	7.881	0	7.848
0910999000	Other spices	24.500	217.596	10.141	165.086
1001100000	Durum wheat	0	20.340.841	0	5.333.723
1001901100	Meslin, for human consumption	0	1.438	0	9.698
1001901900	Other wheat, for human consumption	419.311.019	1.904.936.167	119.067.952	525.142.564
1001909900	Other wheat, not for human consumption	0	42.153	0	8.154
1004000000	Oats	17.450	201.512	5.632	110.856
1005100000	Maize (corn), seeds	219.141	646.635	118.734	1.231.484
1005901000	Popcorn	382.853	1.276.437	312.383	981.188
1005909000	Maize (corn), other than seeds	107.979.407	291.680.990	24.680.681	67.758.406
1006100000	Rice in the husk (paddy or rough)	104.000	950.800	312.495	3.143.145
1006301900	Fragrant rice, broken > 25%semi-milled or wholly milled rice	153.065	415.808	223.896	589.681
1006303000	Glutinous rice (pulot), semi-milled orwholly milled rice	7.065.901	50.459.276	4.264.378	30.752.006
1006400000	Broken rice	4.000.000	29.730.242	1.537.350	12.037.641
1008200000	Millet	1.106.424	4.686.446	359.202	1.518.394
1008300000	Canary seed	265.610	1.083.320	162.957	581.947
1008900000	Other cereals	38.573	160.060	12.257	83.961
1101001000	Wheat flour	45.354.531	280.966.437	15.113.049	92.379.923
1101002000	Meslin flour	0	100	0	801
1102100000	Rye flour	2.023	6.376	4.258	16.371
1102200000	Maize (corn) flour	29.525	207.798	34.287	158.007
1102900010	Rice flour	0	203	0	760
1102900090	Other cereal flours	490.075	2.861.850	173.537	1.010.365
1103112000	Groats and meals of durum or hard wheatsemolina	23	2.501	213	3.929
1103119000	Other groats and meals of wheat	167	30.117	945	25.369
1103130000	Groats and meals of maize (corn)	4.840	44.060	3.087	29.900
1103199000	Groats and meals of other cereals	0	39	0	644
1103200000	Cereal pellets	10.098	52.867	5.916	31.774
1104120000	Rolled/flaked grains of oats	194.074	1.544.222	132.913	1.063.136
1104191000	Rolled/flaked grains of maize (corn)	34.436	114.498	21.573	105.776
1104199000	Rolled/flaked grains of other cereals	0	4.841	0	7.586
1104220000	Other worked grains of oats	0	1.814	0	5.897
1104230000	Other worked grains of maize (corn)	35.250	70.650	27.848	51.348
1104292000	Other worked grains of barley	0	97	0	605
1104299000	Other worked grains of other cereals	339.680	4.601.034	115.640	1.357.200
1104300000	Germ of cereals, whole, rolled, flakedor ground	0	225	0	742
1105100000	Flour, meal and powder of potatoes	32.860	303.515	57.275	221.689
1105200000	Flakes, granules and pellets of potatoes	121.024	2.405.880	158.826	3.361.021
1106100000	Flour, meal and powder of the driedleguminous vegetables of heading 07.13	0	17.614	0	42.980
1106202100	Meal of sago	0	18	0	193
1106202900	Flour and powder of sago	0	23.000	0	8.856
1106300000	Flour,meal and powder of the driedleguminous vegetables of prod.chapter 8	8.107	198.817	102.322	629.470
1107100000	Malt, not roasted	2.434.630	12.672.309	1.297.454	7.367.250
1107200000	Malt, roasted	8.000	44.799	7.894	53.361
1108110000	Wheat starch	148.000	1.146.488	79.996	551.407
1108120000	Maize (corn) starch	9.853.457	63.833.865	4.043.145	24.989.886
1108130000	Potato starch	897.901	5.996.370	537.650	3.142.212
1108140000	Manioc (cassava) starch	29.294.366	258.898.938	12.889.964	102.619.810

https://www.bps.go.id

I.3. IMPOR MENURUT KOMODITI / *IMPORT BY HS COMMODITY*
***** MEI / *MAY 2010* *****

H S	Uraian Komoditi *Commodity Description*	Berat Bersih / *Net Weight* (Kg) Bulan ini *Current Month*	 Kumulatif *Cum.Jan. to date*	Nilai / *Value C.I.F* (US$) Bulan ini *Current Month*	 Kumulatif *Cum.Jan. to date*
1108199000	Other starches	491	12.615	4.079	74.566
1108200000	Inulin	413.764	1.861.420	1.391.600	6.329.171
1109000000	Wheat gluten, whether or not dried	407.500	1.217.992	228.858	1.023.018
1201001000	Soya beans, whether or not broken,suitable for sowing	131.763	613.107	102.641	409.636
1201009000	Other soya beans, whether or not broken	81.413.770	810.655.593	39.998.833	381.486.057
1202101000	Ground nuts, not roasted or otherwisecooked, in shell, suitable for sowing	0	25.601	0	8.504
1202109000	Oth ground nuts, not roasted/otherwisecooked, in shell	5.886.520	36.496.904	4.952.707	30.882.763
1202200000	Ground nuts, shelled	10.084.750	50.452.193	10.216.657	53.404.091
1203000000	Copra	0	4.022	0	580
1204000000	Linseed, whether or not broken.	52.164	52.915	37.819	38.947
1205100000	Low erucic acid rape or colza seedswhether or not broken	1.275	3.416	3.946	10.611
1205900000	Other rape or colza seedswhether or not broken	0	17.564	0	6.610
1206000000	Sunflower seeds, whether or not broken	837.755	4.001.590	275.200	1.556.458
1207200000	Cotton seeds, whether or not broken	0	24.000	0	39.600
1207400000	Sesamum seeds, whether or not broken	593.937	2.813.384	335.179	1.464.551
1207500000	Mustard seeds, whether or not broken	0	12	0	133
1207910000	Poppy seeds, whether or not broken	0	10	0	87
1207992000	Palm nuts and kernelswhether or not broken	15.437	17.464	222.335	511.863
1207993000	Safflower seedswhether or not broken	0	2.352	0	884
1207999000	Other oil seeds & oleaginous fruits,whether or not broken	34.572	94.370	133.731	531.279
1208100000	Flours and meals of soya beans	6.000	2.640.577	8.608	1.355.517
1208900000	Flours&meal of oth oil seed/oleaginousfruits, other than those of mustard	24.700	34.621	66.196	78.622
1209100000	Sugar beet seed, of a kind used forsowing	86	86	593	593
1209290000	Other seeds of forage plants, of a kindused for sowing	71.500	182.694	121.568	537.682
1209300000	Seeds of herbaceous plants cultivatedprincipally for their flowers	0	522	0	3.825
1209910000	Vegetable seeds,of a kind used forsowing	56.565	129.781	267.705	2.520.017
1209999000	Other seeds of a kind used for sowing	111.671	403.554	541.245	2.320.329
1210100000	Hop cones,neither ground nor powdered,nor in the form of pellets	0	321	0	4.413
1210200000	Hop cones, ground, powdered or in theform of pellets; lupulin	4.014	11.582	27.937	87.301
1211201000	Ginseng roots, cut, crushed/powderedform	106	22.777	506	275.155
1211209000	Ginseng roots, in other forms	0	1.627	0	825
1211901100	Cannabis, in cut, crushed or powderedform, used for pharmacy	0	26.449	0	10.930
1211901300	Rauwolfia serpentina rootsused for pharmacy	196.712	1.032.272	446.536	2.845.135
1211901400	Other plants, in cut, crushed orpowdered form, used for pharmacy	0	200.432	0	294.692
1211901900	Other plants, in other forms used forpharmacy	33.038	241.976	13.149	195.632
1211909100	Pyrethrum, in cut, crushed or powderedform	421	43.606	2.806	299.861
1211909500	Gaharu wood chips, in cut, crushed orpowdered form	0	242	0	2.675
1211909600	Liquorice roots, in cut, crushed orpowdered form	0	23.148	0	11.302
1211909900	Oth plants, in cut, crushed/powderedform, used for other purposes	48.722	133.195	229.603	443.361
1212201100	Seaweeds & oth algae,fresh,chilled/driedof a kind used in pharmacy	0	26	0	12.250
1212201900	Seaweeds & oth algae,fresh,chilled/dried,used in dyeing,tanning,perfumery	8.685	408.324	137.076	919.883
1212202000	Seaweeds & oth algae,fresh,chilled/dried, for oth,not for human consumption	0	52.000	0	66.170
1212209000	Oth seaweeds & oth algae, fresh, chilled, dried,primarily for human consumption	17.313	62.195	37.514	228.490
1212993000	Melon seeds	0	322	0	402
1212999000	Other vegetable product, of a kind usedprimarily for human consumption	43.644	202.837	118.784	231.655
1213000000	Cereal straw and husks, unprepared	0	2.500	0	16.875
1214100000	Lucerne (alfalfa) meal and pellets	20.999	59.030	4.400	14.290
1214900000	Other forage products, whether/not inthe form of pellets.	0	130.550	0	40.584
1301200000	Gum arabic	31.930	107.178	180.093	589.166
1301901000	Gum benjamin	202	88.932	1.776	142.275
1301902000	Gum damar	81.500	538.718	116.808	652.248
1301909000	Other gum and resin	63.873	526.741	236.666	1.006.669
1302119000	Other opium, whether or not modified	0	308	0	243.448
1302120000	Saps and extracts of liquorice, whetheror not modified	45.590	277.006	898.756	3.055.095
1302130000	Saps and extracts of hops, whether ornot modified	176	32.914	6.540	265.096
1302193000	Other medicinal extractsderived from vegetable products	7.102	44.422	373.826	1.945.766
1302194000	Vegetable saps,extracts of pyrethrum orof the root of plants cont rotenone	699	1.929	6.225	14.163
1302195000	Japan (or chinese) lacquer(natural lacquer)	500	1.500	2.150	6.500
1302199000	Other saps and extracts of vegetable	69.858	359.276	1.249.249	4.466.592
1302200000	Pectic substances, pectinates & pectates	12.372	77.847	167.784	913.311
1302310000	Agar-agar	32.729	189.067	190.048	556.090
1302320000	Mucilages & thickeners,whether or notmodified, derived from locust beans/guar	449.793	1.340.541	893.347	2.690.420
1302391000	Carageenan	107.088	372.868	606.428	2.533.844
1302399000	Mucilages & thickeners,whether or notmodified,derived from vegetable products	46.337	257.470	425.683	2.416.924
1401100000	Bamboos used primarily for plaiting	43.996	194.302	20.145	93.681
1401200000	Rattans, used primarily for plaiting	0	8.791	0	23.248
1404200000	Cotton linters	0	13	0	141
1404902000	Barks of a used primarily in tanning	0	1.100	0	880
1404909000	Other vegetable products not elsewherespecified or included	463.638	1.672.649	38.837	282.246
1502001900	Unedible tallow of bovine animal, sheepor goats, other	0	30.283	0	32.647
1502009900	Unedible fats other than tallow ofbovine animals, sheep or goats, other	19.000	136.738	9.785	78.996
1504101000	Fish-liver oils and their fractions,fit for human consumption	7.600	20.806	25.141	78.917
1504109000	Fish-liver oils and their fractions,unfit for human consumption	45.346	71.569	56.415	85.607
1504201000	Fats & oil of fish, not liver oilssolid fraction, not chemically modified	98.244	329.132	116.977	2.489.314
1504209000	Fats & oil of fish, not liver oilsother fraction, not chemically modified	254.312	1.734.954	1.768.969	5.016.337
1505001000	Lanolin	6.731	34.248	30.100	186.450
1505009000	Other wool grease and fatty substancesderived therefrom	4.320	14.211	32.502	107.406
1506000000	Other animal fats and oils, and theirfractions, not chemically modified	22.723	46.475	38.836	80.389

http://www.bps.go.id

I.3. IMPOR MENURUT KOMODITI / *IMPORT BY HS COMMODITY*
***** MEI / *MAY 2010* *****

H S	Uraian Komoditi *Commodity Description*	Berat Bersih / *Net Weight* (Kg) Bulan ini *Current Month*	 Kumulatif *Cum.Jan. to date*	Nilai / *Value C.I.F* (US$) Bulan ini *Current Month*	 Kumulatif *Cum.Jan. to date*
1507100000	Crude oil of soya bean, whether or notdegummed	0	1.188	0	4.142
1507901000	Refined oil of soya bean	336.400	1.508.442	356.612	1.622.305
1507902000	Fraction of unrefined soya-bean oil	736.187	3.773.181	828.917	4.316.638
1507909000	Other soya bean oil and its fractions	200.971	2.025.063	244.145	2.340.033
1508909900	Other ground-nut oil,oth than solidfractions ,not chemically modified	8	9	188	337
1509101000	Virgin olive oil, in packing of netweight <=30 kg	42.216	97.255	102.695	335.444
1509109000	Virgin olive oil, in packing of netweight >30 kg	19.136	117.852	69.903	453.760
1509901100	Refined olive oil, in packing of netweight <=30 kg	0	46	0	106
1509909900	Other olive oil, whether/not refined,in packing of net weight >30 kg	15.774	85.254	80.633	336.217
1510001000	Crude oil, obtained solely from olives	0	4.144	0	17.246
1510009900	Oth oils, obtained solely from olives,not chemically modified	7.143	54.907	16.665	129.139
1511100000	Crude palm oil	2.001.904	4.000.205	1.761.676	3.360.560
1511909010	Palm oil, refined, bleached & deodorised (rbd)	14.998.587	27.269.416	12.298.838	21.868.124
1511909090	Other palm oil and its fractions,not chemically modified	180	219.871	1.042	179.328
1512110000	Crude oil of sunflower seed/safflower	0	23	0	876
1512191000	Refined oil of sunflower-seed/safflower	7.400	213.084	25.717	374.871
1512192000	Fraction of unrefined sunflower-seed orsafflower oil	950	716.906	1.492	966.134
1512199000	Other fractions of sunflower-seed/safflower, but not chemically modified	24.967	315.249	52.189	590.328
1512299000	Other fractions of cotton seed oil, notchemically modified	490	744	1.287	2.522
1513191000	Coconut oil, refined	0	154	0	591
1513192000	Fraction of unrefined coconut(copra) oil	0	195	0	1.291
1513199000	Coconut oil, refined, bleached & deodorised (rbd)	28.580	134.123	21.035	94.864
1513291100	Solid fract, not chemically modified,ofunrefine palm kernel stearin/babassu oil	25.312	239.427	58.400	402.000
1513291900	Oth fract, not chemically modified, ofunrefine palm kernel stearin/babassu oil	21.600	107.200	28.512	139.414
1513292100	Solid fract, not chemically modified,ofrefine palm kernel stearin/babassu oil	20.000	97.637	28.500	128.078
1513299900	Other fractions of palm kernel oil or,babassu oil, not chemically modified	154	40.821	570	97.451
1514110000	Crude oil of low erucid acid rape orcolza	19.622	73.100	18.104	66.666
1514191000	Low erucic acid rape/colza oil, refined	0	7.108	0	11.940
1514192000	Fraction of unrefined low erucic acidrape or colza oil	22.101	97.836	53.318	225.472
1514199000	Oth fraction of low acid rape/colza oilnot chemically modified	47.630	72.289	80.905	134.629
1514911000	Crude oil of oth rape/colza oil & itsfractions	0	55	0	1.066
1514919000	Crude oil of mustard	0	1	0	52
1514999100	Oth fractions of rape or colza oil	0	476.263	0	541.117
1514999900	Oth fractions of mustard oil	0	5.301	0	45.719
1515110000	Crude oil of linseed	0	15.200	0	57.912
1515190000	Other linseed oil and its fractions	142.503	971.548	189.114	1.369.599
1515210000	Crude oil of maize (corn)	3.831	5.715	3.470	5.177
1515299100	Solid fraction, not chemically modifiedof refined maize (corn) oil	16.982	78.422	23.731	118.333
1515299900	Oth fractions, not chemically modifiedof refined maize (corn) oil	35.151	192.464	79.835	475.369
1515301000	Crude oil of castor	0	62.400	0	86.736
1515309000	Other castor oil and its fractions	35.414	441.794	61.810	698.384
1515509000	Fraction of refined sesame oil	49.662	244.081	108.632	519.732
1515901200	Fraction of unrefined tengkawang oil	0	752	0	8.915
1515901900	Fraction of refined tengkawang oil	1	101	13	1.863
1515909100	Crude oil of other fixed vegetable fatsand oils	19.854	75.644	10.720	40.847
1515909900	Other fixed vegetable fats and oils andtheir fractions	74.617	233.355	278.545	918.568
1516101000	Animal fats & oils and their fractions,in packing net weight >=10 kg	0	79.000	0	167.200
1516109000	Animal fats & oils and their fractions,in packing net weight < 10 kg	0	9.044	0	5.766
1516201100	Re-esterified fats & oils of soya beanand its fraction	59.912	350.896	80.079	533.598
1516201200	Re-esterified of crude palm oil and itsfraction	471.512	1.473.957	679.580	2.366.608
1516201300	Re-esterified fats & of palm oil, othercrude and its fraction	54.433	358.035	83.579	502.565
1516201400	Re-esterified fats & oils of coconutand its fraction	200.778	200.778	207.798	207.798
1516201800	Re-esterified fats & oils of olivesand its fraction	18	58	197	592
1516201900	Oth vegetable fat, re-esterified fats &oils and its fraction	333.461	2.332.710	479.932	3.283.974
1516202300	Hydrogenated fats in flakes of olives	0	15.828	0	9.090
1516202900	Other hydrogenated vegetable fatsin flakes	455.820	3.981.098	752.645	6.056.821
1516204000	Hydrogenated and refined, bleached anddeodorised palm kernel stearin or olein	302.310	3.066.990	314.764	2.965.184
1516207000	Refined, rbd palm stearin with iodinevalue not exceeding 48	9.000	48.255	23.796	87.157
1516209100	Oth fat & oils of ground-nuts, palm oilor coconuts	444.660	805.940	457.426	829.851
1516209900	Other vegetable fats and oils and theirfractions	180.006	2.034.693	273.144	2.659.400
1517100000	Margarine, excl. liquid margarine	109.542	347.768	200.933	604.934
1517901000	Imitation ghee	0	36.080	0	44.740
1517902000	Liquid margarine	0	250.160	0	598.173
1517903000	Mould release preparations	0	1.543	0	22.162
1517904300	Shortening	2.830	45.819	3.013	59.537
1517905000	Solid mixtures or prep of vegetablefats or oils or of their fractions	65.051	202.983	67.190	302.724
1517906200	Liquid mixtures or prep of fats/oil,which palm oil predominates	173.297	204.912	385.447	455.608
1517906900	Liquid mixtures or prep of fats/oil,which oth vegetable oil predominates	42.686	125.909	98.210	211.876
1517909000	Oth edible mixtures or prep ofanimal or vegetable fats or oils	29.290	271.469	589.813	5.120.051
1518001200	Animal fats and oils, boiled, oxidised,dehydrated,sulphurised,blown,polymerised	48.220	125.037	48.845	204.051
1518001400	Ground-nut,soya-bean, palm/coconut oilpolymerised,or oth chemically modified	275.510	1.121.442	413.448	1.571.870
1518001500	Linseed oil&its fract,boiled,oxidised,dehydrated,sulphurised,blown,polymerised	0	15.600	0	24.960
1518001600	Olive oil&its fract,boiled, oxidised,dehydrated,sulphurised,blown,polymerised	0	91.225	0	387.200
1518001900	Oth animal/vegetable fat & oils, boiled,dehydrate,sulphurise,blown,polymerised	53.262	325.195	66.383	330.064
1518002000	Inedible mixtures/preparation of animalfats or oils or of different fats/oils	80.000	413.255	110.800	582.526
1518003100	Inedible mixtures/preparations ofpalm oil (including palm kernels)	0	916	0	3.924
1518003200	Inedible mixtures/preparations ofground-nuts, soya-beans or coconuts	64.000	296.000	88.160	437.920
1518003300	Inedible mixtures/preparation of linseed	0	15.200	0	41.040

https://www.bps.go.id

I.3. IMPOR MENURUT KOMODITI / *IMPORT BY HS COMMODITY*
***** MEI / *MAY 2010* *****

H S	Uraian Komoditi *Commodity Description*	Berat Bersih / *Net Weight* (Kg) Bulan ini *Current Month*	 Kumulatif *Cum.Jan. to date*	Nilai / *Value C.I.F* (US$) Bulan ini *Current Month*	 Kumulatif *Cum.Jan. to date*
1518003900	Inedible mixtures or preparate of othervegetable fats or oils	4.113	85.669	44.489	239.142
1518006000	Inedible mixture & preparate of animalor vegetable fats or oils	122.929	526.346	541.537	2.290.511
1520001000	Glycerol, crude	4.033.437	4.033.437	1.149.317	1.149.317
1520009000	Glycerol waters and glycerol lyes	641	7.596	7.083	116.801
1521100000	Vegetable waxes(oth.than triglycerides)whether or not refined or colored	40.396	131.830	157.635	576.270
1521901000	Bee wax and other insect waxes, whetheror not refined or colored	518	718	7.925	12.630
1521902000	Spermaceti, whether or not refined orcolored	0	10.612	0	40.213
1522009000	Residues resulting f/the treatment offatty substan.or animal/vegetable waxes	1.942	16.180	20.884	173.644
1601000019	Sausages, containing both pork	0	347	0	720
1601000090	Other sausages and similar products ofmeat, meat offal or blood	5.630	37.767	15.598	76.817
1602101000	Prepared or preserved meat offal/bloodcontaining pork, in airtight containers	0	27.031	0	50.973
1602109000	Prepared or preserved meat, or bloodcont both pork, in airtight containers	2.430	9.393	2.760	10.120
1602411000	Hams and cuts thereof of swine,in airtight containers	10.459	14.956	11.880	16.650
1602421000	Shoulders and cuts thereof of swinein airtight containers	0	12.518	0	13.625
1602429000	Shoulders and cuts thereof of swinein other than airtight containers	3.593	20.579	4.080	22.520
1602491100	Luncheon meat of swine,in airtight containers	13.042	19.643	14.014	21.364
1602491900	Luncheon meat of swine,in other than airtight containers	0	3.273	0	11.217
1602500000	Other prepared or preserved meat offalor blood of bovine animals	97.170	298.573	398.640	1.235.748
1602909000	Oth prepared/preserved meat offal/bloodof any animal	0	566	0	1.172
1603001000	Extracts & juices of chicken, with herbs	0	438	0	907
1603003000	Extracts/juices of oth meat,fish/crustamolluscs/aquatic invertebr, with herbs	18.000	74.000	17.100	63.540
1603009000	Extracts/juices of oth meat,fish/crustamolluscs/aquatic invertebr,without herbs	2.088	4.147	38.112	79.212
1604111000	Salmon, prepared/preserved in airtightcontainers	28.530	38.795	209.030	362.533
1604131100	Sardines, prepared/preserved in airtightcontainer	0	215.099	0	458.551
1604131900	Sardines, prepared or preserved in otherthan airtight containers	0	5.436	0	11.764
1604139900	Sardinella and brisling or sprats,prep/preserved not in airtight containers	33.419	442.620	58.545	800.901
1604141000	Tunas, skipjack & bonito (sarda spp),prepared/preserved in airtight container	0	178.317	0	633.398
1604149000	Tunas, skipjack, bonito(sarda spp),prep/preserved not in airtight containers	24.000	24.335	105.456	106.813
1604151000	Mackerel, prepared or preserved, inairtight containers	0	91.960	0	264.575
1604159000	Mackerel, prepared or preserved, inother than airtight containers	0	25.224	0	69.290
1604161000	Anchovies, prepared or preserved, inairtight containers	0	1.688	0	28.526
1604169000	Anchovies, prepared or preserved, inother than airtight containers	0	589	0	2.393
1604193000	Otherfish, whole or in pieces, but notminced, in airtight containers	8.550	14.770	135.518	217.622
1604199000	Other fish,whole/in pieces,not minced,prepared/preserved in other	1.421	7.799	3.732	27.210
1604201900	Sharks fins, prepared and ready for usein other than airtight containers	11.500	28.714	40.571	83.574
1604209900	Oth prepared/preserved fish, in otherthan airtight containers	15.867	114.125	47.216	382.559
1604309000	Caviar and caviar substitutes, prepared/preserved not in airtight containers	0	653	0	794
1605101000	Crabs in airtight containersprepared or preserved	0	23.611	0	129.191
1605109000	Crabs in other than airtight containersprepared or preserved	7.212	54.161	19.415	169.481
1605209900	Oth aquatic invertebrata in oth contners, prepared or preserved	18.826	27.295	92.793	120.140
1605901000	Abalone, prepared or preserved	0	42.789	0	125.388
1605909000	Oth crustaceans, molluscs & oth.aquaticinvertebrates, prepared or preserved	2.191	34.492	5.966	126.344
1701110010	Cane sugar,icumsa minimal 1200	32.456.000	228.255.340	16.540.067	124.544.485
1701110090	Cane sugar,icumsa maximal 1200	0	205	0	1.667
1701910000	Cane/beet sugar, added flavour/color	0	15.900.000	0	12.072.750
1701991100	Refined sugar, white	12.871.560	112.594.146	7.846.217	77.727.150
1701991900	Other refined sugar	0	2.500.000	0	1.636.500
1701999000	Other cane or beet sugar, & chemicallypure sucrose, in sold form	9.600.000	378.643.750	6.692.792	289.505.510
1702110000	Lactose and lactose syrup, containingby weight 99% or more lactose	903.998	6.143.446	1.096.820	6.570.288
1702190000	Lactose and lactose syrup, containingby weight less than 99% lactose	358.670	1.502.848	590.023	2.655.416
1702200000	Maple sugar and maple syrup	6.132	17.507	9.211	17.969
1702301000	Glucose, containing fructose < 20%	1.358.284	8.829.909	910.211	5.934.087
1702302000	Glucose syrup, containing fructose < 20%	1.422.515	8.683.351	685.986	3.944.699
1702400000	Glucose and glucose syrup, containing20% <= fructose < 50%	111.859	527.684	80.259	357.549
1702500000	Chemically pure fructose	58.011	158.034	87.689	238.582
1702601000	Fructose, containing fructose > 50%	0	68.000	0	94.300
1702602000	Fructose syrup,containing fructose >50%	512.248	1.514.228	244.607	678.650
1702901000	Maltose	308.504	4.028.050	184.735	2.360.166
1702902000	Artificial honey, whether or not mixedwith natural honey	19.710	101.671	62.780	317.040
1702903000	Flavoured or colored sugars (exludingmaltose)	0	4.597	0	10.760
1702904000	Caramel	227.024	1.019.967	264.902	1.193.314
1702909000	Other sugar, incl. invert sugar & sugarsyrup blends cont. 50% of fructose	1.873.620	16.491.452	1.925.675	13.752.486
1703109000	Cane molases not containing addedflavouring or coloring matter	0	18.448	0	13.108
1703909000	Oth molasses result from extract/refinesugar,not cont add flavour/color matter	3.600.550	31.602.300	724.622	6.077.517
1704100000	Chewing gum,whether or not sugar-coated	88.515	321.098	433.285	1.850.531
1704901000	Medicated sweets	15.695	195.876	136.165	1.369.132
1704902000	White chocolate	313	22.374	495	107.429
1704909000	Oth sugar confectionery, not cont.cocoa	487.496	2.345.701	1.206.697	5.684.361
1801000000	Cocoa beans, whole or broken,raw/roasted	3.401.433	13.583.499	11.781.614	49.584.533
1802000000	Cocoa shells, husks, skins & oth cocoawaste	355.192	870.623	43.165	94.710
1803100000	Cocoa paste, not defatted	11.243	60.650	44.590	237.329
1803200000	Cocoa paste, wholly or partly defatted	251.851	862.448	769.118	2.324.596
1804000000	Cocoa butter, fat and oil	0	3.996	0	34.446
1805000000	Cocoa powder, not containing added sugaror other sweetening matter	1.127.096	6.491.859	3.899.995	20.651.571
1806100000	Cocoa powder,containing added sugar orother sweetening matter	95.708	563.484	71.249	479.381
1806201000	Chocolate confectionary in blocks, slabor bars, weighing > 2 kg	187.569	465.712	789.540	1.587.397
1806209000	Oth chocolate & oth food preparationscont. cocoa, weighing > 2 kg	29.076	99.625	42.879	258.584
1806311000	Chocolate confectionary in blocks,slabsbars, filled, weighing > 2 kg	8.523	54.874	37.773	406.845

https://www.bps.go.id

I.3. IMPOR MENURUT KOMODITI / *IMPORT BY HS COMMODITY*
***** MEI / *MAY 2010* *****

H S	Uraian Komoditi *Commodity Description*	Berat Bersih / *Net Weight* (Kg) Bulan ini *Current Month*	 Kumulatif *Cum.Jan. to date*	Nilai / *Value C.I.F* (US$) Bulan ini *Current Month*	 Kumulatif *Cum.Jan. to date*
1806319000	Oth chocolate & oth food preparationscont. cocoa, filled, weighing > 2 kg	53.127	507.654	458.356	3.359.931
1806321000	Chocolate confectionary in blocks,slabsbars, not filled, weighing > 2 kg	11.862	76.303	63.110	386.757
1806329000	Oth chocolate & oth food preparationscont. cocoa, not filled, weighing > 2 kg	26.780	93.438	66.467	348.316
1806901000	Chocolate confectionary in tablets orpastilles	3.344	18.050	15.815	83.407
1806902000	Food preparations of flour, meal,starchcont. 40% <= cocoa <50%, not for retail	0	627	0	891
1806909000	Food preparations of flour, meal,starchcont. 40% <= cocoa <50%, for retail	82.682	273.432	367.123	1.146.109
1901101000	Preparations of malt extract for infantuse, put up for retail sale	0	54.114	0	138.928
1901102000	Prep for infant use, of goos of heading0401 to 0404 of malt for infant use	9	208.046	69	2.044.792
1901103000	Preparations of soya bean powder forinfant use, put up for retail sale	528.121	2.454.145	2.127.844	8.741.738
1901109000	Food preparations of withoutcontaining fat for baby	183.708	1.254.425	458.964	3.004.157
1901201000	Mixes & doughs of flour, groats, meal,starch/malt extract, not cont. cocoa	23.445	156.894	53.303	417.240
1901202000	Mixes & doughs of flour, groats, meal,starch/malt extract, containing cocoa	3.434	8.302	8.900	36.250
1901203000	Other mixes and doughs for prep. ofbakers wares, not containing cocoa	141.137	399.876	270.676	739.644
1901204000	Other mixes and doughs for prep. ofbakers wares, containing cocoa	10.804	17.568	17.037	27.130
1901901000	Infant food prep for lactase deficieny,medical not put up for retail sale,	0	8.971	0	10.279
1901902000	Malt extractInfant food, not put up for retail sale	189.167	1.141.105	220.980	1.426.479
1901903100	Filled milk, prep. of goods of heading04.01 to 04.04	324.821	1.333.839	985.080	3.864.035
1901903900	Oth medical food prep of goods ofheading 0401 to 0404	543.800	2.618.398	1.151.730	5.252.832
1901904100	Other soya based preparation, in powderform	0	12.130	0	33.709
1901904900	Other soya based preparations, in otherform	509.366	4.068.409	993.059	7.440.010
1901909010	Kerupuk of shrimps	0	31.548	0	49.939
1901909090	Oth preparation of medical food cont.cocoa	174.738	1.387.782	577.668	4.309.895
1902110000	Uncooked pasta, not stuffed/otherwiseprepared, containing eggs	32.451	352.271	34.859	467.826
1902192000	Rice vermicelli (bee hoon)	105.301	317.467	90.315	280.176
1902199000	Oth uncooked pasta, not containing eggs	618.180	1.776.872	686.830	2.068.743
1902201000	Stuffed pasta, whether or not cookedor otherwise prepared	13.709	57.960	45.730	201.607
1902209000	Oth stuffed pasta, whether or not cooked	0	8.559	0	12.361
1902301000	Instant noodles	20.408	70.201	37.130	169.568
1902302000	Instant rice vermicelli	3.473	95.473	8.780	124.517
1902309000	Other stuffed pasta	147.234	731.649	292.932	1.324.775
1902400000	Couscous	1.171	3.207	2.040	5.771
1903000000	Pearl tapioca, flakes, sefting andsubstitutes of tapioca	1.522	857.873	2.928	420.440
1904100000	Prepared foods obtained by the swellingor roasting of cereals/cereal products	266.795	1.719.434	737.187	4.426.650
1904200000	Prapared foods of mixtures of roastedor unroasted cereal flakes products	11.283	65.926	32.780	186.812
1904901000	Rice preparations, including pre-cookedrice	26.365	329.500	65.988	421.328
1904909000	Oth prepared foods obtained of cerealsor cereal products	39.007	104.919	49.457	158.816
1905100000	Crispbread	7.206	96.262	23.368	171.007
1905200000	Gingerbread and the like	0	379	0	1.488
1905311000	Sweet biscuits not containing cocoa	123.158	488.779	364.415	1.372.668
1905312000	Sweet biscuits containing cocoa	158.143	485.691	474.110	1.358.433
1905320000	Waffles and wafers	155.427	890.049	537.764	3.199.151
1905400000	Rusks, toasted bread & similar toastedproducts	78.573	235.589	90.591	365.721
1905902000	Other unsweetened biscuits	10.086	38.167	30.348	109.253
1905903000	Cakes	41.750	313.257	46.787	406.627
1905904000	Pastries	0	13.787	0	33.369
1905908000	Other crisp savoury food products	27.975	493.576	107.298	660.440
1905909000	Other baker wares	448.252	1.794.356	1.086.130	4.121.339
2001100000	Cucumbers and gherkins,prepared or preserved by vinegar or acetic acid	1.179	11.949	1.272	17.381
2001901000	Onions, prepared/preserved by vinegaror acetic acid	4.000	128.582	10.072	380.567
2001909000	Oth vegetables,fruit,nuts,edible plantprep/preserve by vinegar/acetic acid	5.695	40.206	11.016	108.995
2002101000	Tomatoes, whole/in pieces,not preparedor preserved by vinegar/acetic acid	18.450	121.803	15.081	103.275
2002109000	Oth tomatoes, whole/in pieces,not prep.or preserved by vinegar/acetic acid	90	82.697	838	77.708
2002901000	Tomato paste, not prepared or preservedby vinegar or acetic acid	951.066	4.781.271	925.375	4.057.365
2002909000	Other tomatoes, prepared or preservedotherwise than by vinegar/acetic acid	21.999	62.498	19.324	75.216
2003100000	Mushrooms of the genus agaricus, notprepared/presrved by vinegar/acetic acid	46.724	438.819	58.976	444.763
2003200000	Truffles, not prepared/preserved byvinegar or acetic acid	0	736	0	15.800
2003900000	Oth mushrooms, not prepared/preservedby vinegar or acetic acid	10.337	156.703	11.368	177.710
2004100000	Potatoes, frozen, not preprd/preservedby vinegar or acetic acid	798.974	4.364.906	751.935	4.191.675
2004909000	Oth vegetables,frozen,prep/preservedby vinegar/acetic acid	175.461	1.071.248	199.651	1.182.304
2005100000	Homogenised vegetables,not frozen, notprepared/preservd by vinegar/acetic acid	0	16.830	0	8.075
2005201000	Potatoes chips & sticks,not frozen, notprepared/preservd by vinegar/acetic acid	65.297	257.572	381.582	1.442.232
2005400000	Peas (pisum sativum), not frozen, notprepared/preservd by vinegar/acetic acid	87.942	553.592	50.462	287.364
2005510000	Beans,shelled, not frozen, not preparedor preserved by vinegar or acetic acid	24.089	52.779	27.837	115.846
2005590000	Other beans, not frozen, not preparedor preserved by vinegar or acetic acid	34.007	481.899	24.840	455.706
2005600000	Asparagus, not frozen, not prepared orpreserved by vinegar or acetic acid	10.354	176.933	8.393	142.757
2005700000	Olives, not frozen, not prepared orpreserved by vinegar or acetic acid	915	2.258	1.477	6.458
2005800000	Sweet corn(zea mays var.saccharata),notfrozen,not prepared by vinegar/actc acid	41.282	384.121	31.972	352.425
2005910000	Vegetables and mixtures of, notfrozen,not prepared by vinegar/acid	0	14.998	0	12.380
2005990000	Oth smoked garlic, not frozen vegetable& mixtures of not prep.by vinegar/acid	58.716	202.183	193.676	525.855
2006000000	Vegetables,fruit,nuts,fruit-peel & othparts of plants,preserved by sugar	49.665	85.508	50.514	94.038
2007100000	Jams, fruit jellies, marmalades, fruitor nut, homogenised preparations	24.742	141.151	45.293	348.403
2007910000	Citrus fruit	68	6.470	399	35.072
2007991000	Fruit grains and pastes other than ofmango, pineapples or strawberries	295.050	1.146.481	193.239	782.208
2007999000	Fruit grains and pastes of mango,pineapples or strawberries	513.559	2.509.651	442.147	2.235.705
2008111000	Roasted ground nuts, othwise prepared/preserved	1.361	6.353	2.977	11.656
2008112000	Peanut butter, othwise prepared orpreserved	24.840	98.931	57.763	245.507
2008119000	Oth ground nuts, othwise prepared orpreserved	20.875	118.408	29.633	199.470
2008191000	Cashew, incl. mixtures,othwise preparedor preserved	114	644	101	3.581

https://www.bps.go.id

I.3. IMPOR MENURUT KOMODITI / *IMPORT BY HS COMMODITY*
***** MEI / *MAY 2010* *****

H S	Uraian Komoditi *Commodity Description*	Berat Bersih / *Net Weight* (Kg) Bulan ini *Current Month*	 Kumulatif *Cum.Jan. to date*	Nilai / *Value C.I.F* (US$) Bulan ini *Current Month*	 Kumulatif *Cum.Jan. to date*
2008199000	Other nuts and seeds, othwise preparedor preserved	14.725	56.466	86.268	311.945
2008200000	Pineapples, othwise prepared/preserved	0	7.711	0	7.996
2008301000	Citrus fruit, added sugar/oth.sweeteningin or not in airtight container	34.448	84.618	37.722	92.662
2008309000	Oth citrus fruit, not added sugar/sweetening in/not in airtight container	172.800	1.131.348	191.870	1.216.707
2008401000	Pears, containing added sugar orsweetening matter in airtight container	0	13.837	0	18.437
2008501000	Apricots,containing added sugar / othersweet,matter in/not airtight container	4.009	9.621	4.205	11.119
2008601000	Cherries,containing added sugar / othersweet,matter in/not airtight container	6.051	97.196	7.513	243.850
2008701000	Peaches,containing added sugar or othersweet,matter in/not airtight container	12.820	125.684	13.782	142.335
2008709000	Peaches, not containing added sugar/sweetening, in/not airtight containers	0	17.640	0	16.750
2008809000	Strawberries,not containing added sugar/sweetening, in/not airtight containers	81	895	345	3.453
2008921000	Mixtures of stems, roots & other edibleparts of plant,othwise prep./preserved	2.569	2.569	2.694	2.694
2008922000	Mixtures of other edible parts of plantadded sugar, in/not airtight container	0	65.627	0	80.713
2008929000	Mixtures of other edible parts of plantnot added sugar,in/not airtight contain.	0	8.434	0	47.674
2008991000	Lychees, othwise prepared or preserved	116.886	263.560	106.511	241.708
2008992000	Longans, othwise prepared or preserved	174.760	650.603	156.049	567.819
2008993000	Stems,roots and oth.edible partsof plants, othwise prepared or preserved	0	28.469	0	48.038
2008994000	Othwise prepared or preserved, addedsugar/sweet, in/not airtight container	17.713	19.217	22.116	24.182
2008999000	Othwise prepared/preserved, not addedsugar/sweet, in/not airtight container	20.960	331.099	22.452	342.232
2009110000	Orange juice, frozen	153.333	1.337.603	248.274	2.094.187
2009120000	Orange juice, not frozen,of a brix value not exceeding 20	88.236	411.903	107.884	448.111
2009190000	Orange juice, not frozen,of a brix value exceeding 20	11.861	192.521	16.581	193.560
2009210000	Grapefruit juice, of a brix value notexceeding 20	1.614	5.143	1.005	4.771
2009290000	Other grapefruit juiceof a brix value exceeding 20	28.203	124.821	152.304	597.305
2009310000	Juice of any other single citrus fruit,of a brix value not exceeding 20	190	16.590	1.022	27.440
2009390000	Other juice of any other single citrus fof a brix value exceeding 20	1.947	25.055	2.548	99.041
2009410000	Pineapple juice,of a brix value not exceeding 20	1.614	18.169	1.005	17.327
2009490000	Other pineapple juice,of a brix value exceeding 20	470	21.379	515	38.721
2009500000	Tomato juice	13.604	55.596	9.837	43.157
2009610000	Grape juice (including grape must),of a brix value not exceeding 20	12.052	142.100	8.650	137.561
2009690000	Other grape juice (including grape must)of a brix value exceeding 20	27.100	126.199	31.208	158.472
2009710000	Apple juice,of a brix value not exceeding 20	41.178	223.653	29.161	172.280
2009790000	Other apple juiceof a brix value exceeding 20	119.963	738.311	157.556	1.035.772
2009801000	Blackcurrant juice	224	1.412	4.027	13.466
2009809000	Other juice of any other single fruitor vegetables	43.413	316.595	50.313	442.647
2009900000	Mixtures of juices	87.992	1.071.699	250.764	2.961.100
2101111000	Instant coffee	353.437	1.330.480	2.168.365	8.362.445
2101119000	Oth extracts, essences and concentratesof coffee	32.591	194.729	92.605	549.566
2101120000	Preparations with a basis of extracts,essences or concentrates of coffee	7.651	90.026	10.916	1.644.710
2101201000	Tea preparations consisting of a mixturetea, milk powder and sugar	1.150	11.008	16.330	117.296
2101209000	Mate preparations consisting of a mixturmate , milk powder and sugar	140.500	680.824	881.696	4.214.666
2102101000	Bread yeasts, active	291.696	1.246.665	709.526	3.188.357
2102109000	Active yeasts, other than for bread	192.795	795.179	589.186	2.439.067
2102200000	Inactive yeasts; other single-cell microorganisms, dead	116.971	1.540.323	590.660	3.409.161
2102300000	Prepared baking powders	238.625	1.012.875	213.748	1.027.447
2103100000	Soya sauce sweet, salt and other	531.450	3.378.595	465.497	2.642.226
2103200000	Tomato ketchup and other tomato sauces	6.518	203.250	11.856	343.882
2103300000	Mustard flour & meal & prepared mustard	72.621	217.929	63.776	228.194
2103901000	Chilli sauce	95.312	693.527	158.008	1.030.517
2103902000	Mixed condiments and mixed seasonings,including belachan	126.075	400.379	543.698	1.790.109
2103903000	Fish sauce	123.240	417.692	87.533	306.078
2103909000	Other sauces and preparations therefor;mustard flour & meal & prepared mustard	854.083	3.395.017	2.077.577	9.109.688
2104101000	Soups and broths & preparation thereforcontaining meat	14.316	79.217	34.897	186.086
2104109000	Soups and broths & preparation therefor,not containing meat	35.024	263.510	74.757	518.327
2104209000	Homogenised composite food preparations,not containing meat	1.261	1.261	14.267	14.267
2105000000	Ice cream and other edible ice, whetheror not containing cocoa	97.217	609.882	401.160	2.390.323
2106100000	Protein concentrates and texturedprotein substances	388.883	1.675.549	650.543	2.968.109
2106901000	Dried bean curd and bean curd sticks	4	44.400	452	67.583
2106902000	Flavoured or colored syrups	60.672	331.408	196.543	1.102.387
2106903000	Non-dairy creamer	5.954.012	24.053.800	8.239.744	32.636.604
2106904000	Autolysed yeast preparations	71.668	280.408	626.017	2.450.617
2106905100	Non-alcoholic prep used as raw materialto make composite concentrates beverage:	8.029	55.256	86.856	545.303
2106905200	Non-alcoholic comp concentrates for simpdilution with water to make beverages	734.517	2.511.964	11.306.669	38.388.262
2106905300	Ginseng based products, non-alcoholicpreparations use for making beverages	13.369	21.913	28.722	285.915
2106905900	Other non-alcoholic preparations usefor making beverages	123.512	644.378	465.324	2.552.005
2106907000	Preparations vitamins or minerals, medic food and oth.food suplements	325.881	1.376.540	4.666.199	19.986.054
2106908000	Mixtures of chemicals foodstuffs or subtwith nutritive value, used for food proc	378.028	1.844.557	3.438.394	15.511.143
2106909100	Fortificant premixes	5.347	37.888	138.066	864.542
2106909200	Ginseng based preparations	6.250	8.668	49.375	118.512
2106909300	Food preparations for lactase deficientinfants	0	1.469	0	13.242
2106909400	Other preparations for infant use	3.406	13.502	245.700	751.081
2106909900	Other food preparations not elsewherespecified or included	375.907	1.773.593	2.228.211	10.409.953
2201100000	Mineral waters and aerated waters	42.993	618.273	21.219	576.534
2201901000	Ice and snow	0	568	0	12.304
2201909000	Other mineral waters or artificial	22	24	147	1.084
2202101000	Sparkling mineral waters and aeratedwaters, flavoured	86.623	120.892	56.228	100.245
2202109000	Other mineral water, containing addedsugar/sweeening or flavoured	1.022.100	3.786.022	979.528	3.674.632
2202901000	Flavoured uht milk drink	283.951	1.689.496	485.292	2.621.029
2202902000	Soya milk drink	292.499	834.199	207.218	592.540

https://www.bps.go.id

I.3. IMPOR MENURUT KOMODITI / *IMPORT BY HS COMMODITY*
***** MEI / *MAY 2010* *****

H S	Uraian Komoditi *Commodity Description*	Berat Bersih / *Net Weight* (Kg) Bulan ini *Current Month*	 Kumulatif *Cum.Jan. to date*	Nilai / *Value C.I.F* (US$) Bulan ini *Current Month*	 Kumulatif *Cum.Jan. to date*
2202903000	Non-aerated beverage ready for immediateconsumption without dilution	2.968.732	8.727.645	1.497.652	6.005.287
2202909000	Oth non-alcoholic beverages, excludingfruit or vegetable juices	2.225.394	12.106.581	1.228.181	6.262.784
2203001000	Stout and porter	0	2.520	0	4.256
2203009000	Other beer made from malt,including ale	2.100	9.710	4.647	19.171
2204100000	Sparkling wine	0	65	0	6.426
2204211100	Wine, in containers <= 2 l, alcoholicstrength by volume <= 15%	124.319	168.135	340.677	455.275
2204211200	Wine, in containers <= 2 l, alcoholicstrength by volume > 15%	2.962	7.016	9.386	25.373
2204212100	Grape must,in container <=2 l,alcoholicstrength by volume <= 15%	2.140	8.221	15.377	49.498
2204212200	Grape must,in container <=2 l,alcoholicstrength by volume > 15%	24	24	370	370
2206001000	Cider and perry	0	14	0	168
2206002000	Sake (rice wine)	545	545	3.045	3.045
2207100000	Undenatured ethylalcohol of alcoholicstrength by volume of >= 80%	8.049	61.311	20.005	308.174
2207201100	Ethyl alcohol of an alcoholic strengthby volume of > 99%	4.135	15.462	231.260	249.445
2207201900	Oth denatured ethyl alcohol, includingmethylate spirits	373	6.788	983	15.782
2207209000	Other ethyl alcohol and other spirits	161	161	227	227
2208201000	Brandy of an alcoholic strength byvolume not exceeding 46% vol	5.430	10.115	97.325	162.470
2208203000	Other spirits of an alcoholic strengthby volume not exceeding 46% vol	0	12	0	128
2208301000	Whiskies of an alcoholic strength byvolume not exceeding 46% vol	46.086	77.695	329.715	603.948
2208302000	Whiskies of an alcoholic strength byvolume exceeding 46% vol	0	10	0	357
2208401000	Rum&tafia of an alcoholic strength byvolume not exceeding 46% vol	1.702	3.587	11.207	23.101
2208501000	Gin&geneva of an alcoholic strength byvolume not exceeding 46% vol	8.086	10.361	44.781	59.028
2208502000	Gin&geneva of an alcoholic strength byvolume exceeding 46% vol	0	92	0	1.345
2208601000	Vodka of an alcoholic strength byvolume not exceeding 46% vol	20.778	37.029	71.149	139.854
2208701000	Liqueurs & cordials of an alcoholicstrength by volume not exceed.57% vol	8.844	11.580	39.336	55.640
2208901000	Medicated samsu of alcoholic strengthby volume <= 40%	130	130	1.459	1.459
2209000000	Vinegar and substitutes for vinegarobtained from acetic acid	20.648	170.378	59.156	288.011
2301100000	Flours, meals & pellets, of meat / meatoffal; unfit for human cnsmtion; greaves	4.703.023	23.807.568	3.160.124	15.167.820
2301200000	Flours,meals&pellets,of fish/crustacean,molluscs/other aquatic invertebrates	4.721.525	18.046.541	5.434.950	20.147.453
2302100000	Bran, sharps and other residues ofmaize (corn)	400.489	2.500.328	375.161	1.516.825
2302300000	Bran, sharps and other residues of wheat	1.489.981	5.203.932	464.899	1.580.066
2302401000	Bran, sharps and other residues of rice	0	635	0	722
2302409000	Bran, sharps and other residues of othcereals	13.200	52.791	66.000	254.760
2302500000	Bran, sharps and other residues ofleguminous plants	37.500	168.750	18.176	88.287
2303101000	Residues of starch manufacture ofmanioc (cassava) or sago	233	100.233	10.501	38.501
2303109000	Other residues of starch and similarresidues	16.751.241	61.590.464	12.254.718	44.429.600
2303300000	Brewing or distilling dregs and waste	25.069.993	89.477.032	6.121.839	21.230.664
2304000000	Oil-cake&other solid residues,in pelletform, from the extract of soyabean oil	236.770.652	1.044.727.916	90.445.749	448.599.358
2305000000	Oil-cake&other solid residues,in pelletform, from the extract of ground-nut oil	0	15	0	143
2306300000	Oil-cake and other solid residues ofsunflower seeds	97.660	306.900	28.712	87.952
2306410000	Oil-cake and other solid residues oflow erucic acid rape or colza seeds	6.443.151	50.100.865	1.776.316	14.156.811
2306490000	Other oil-cake and other solid residuesof rape or colza seeds	1.473.970	9.437.880	418.009	2.757.095
2306600000	Oil-cake and other solid residues ofpalm nuts or kernels	0	60.220	0	17.006
2306902000	Oil-cake and other solid residues ofmaize (corn) germ	1.810.291	6.475.521	1.409.589	4.715.384
2306909000	Other oil-cake and other solid residues	3.196.494	9.973.689	646.652	2.178.857
2308000000	Vegetable materials and waste, residuesof a kind used in animal feeding	61.174	212.470	59.524	148.178
2309101000	Dog or cat food, put up for retail sale,containing meat	477.768	3.186.093	504.530	3.050.263
2309109000	Dog or cat food, put up for retail sale,not containing meat	464.867	2.904.123	658.464	3.855.616
2309901100	Complete feed for poultry	357.000	1.160.058	196.154	651.801
2309901200	Complete feed for swine	2.948.195	16.537.900	706.379	3.970.458
2309901300	Complete feed for prawn feed	106.807	474.644	68.910	416.925
2309901900	Other complete feed	99.248	435.044	92.744	379.207
2309902000	Premixes, feed supplements and feedadditives for animal	2.900.670	16.009.546	7.483.064	40.805.576
2309903000	Other preparations of a kind used inanimal feeding, containing meat	26.253.072	118.950.597	13.659.220	61.806.432
2309909000	Other preparations of a kind used inanimal feeding, not containing meat	12.653.020	65.844.239	8.061.282	40.989.534
2401101000	Virginia tobacco, not stemmed/stripped,flue-cured	90.052	1.373.571	612.695	8.651.162
2401102000	Virginia tobacco, not stemmed/stripped,not flue-cured	0	64.761	0	548.060
2401103000	Other tobacco, not stemmed/stripped,flue-cured	412.630	1.297.017	4.158.523	13.119.452
2401109000	Other tobacco, not stemmed/stripped,not flue-cured	77.050	3.078.347	2.749.835	19.442.584
2401201000	Virginia tobacco, partly/wholly stemmed/stripped, flue-cured	1.449.425	7.440.963	11.590.812	55.085.011
2401202000	Virginia tobacco, partly/wholly stemmed/stripped, not flue-cured	9.600	1.348.674	23.184	11.499.901
2401203000	Oriental tobacco, partly/wholly stemmed/stripped	505.204	3.232.631	2.847.885	20.424.325
2401204000	Burley tobacco, partly/wholly stemmed/stripped	0	126.272	0	846.065
2401205000	Other tobacco, partly/wholly stemmed/stripped, flue-cured	41.280	41.280	46.759	46.759
2401209000	Other tobacco, partly/wholly stemmed/stripped, not flue-cured	26.943	354.297	160.770	1.859.590
2401301000	Tobacco stems	99.000	739.650	280.170	1.462.677
2401309000	Other tobacco refuse	1.803	372.851	11.073	1.282.646
2402100000	Cigars, cheroots and cigarillos,containing tobacco	2.847	69.598	23.860	1.030.267
2402201000	Beedies	0	468	0	12.374
2402209010	Cigarettes tobacco	0	4.033	0	22.234
2402209090	Other cigarettes containing tobacco	40.018	99.973	934.842	2.420.277
2402902000	Cigarettes of tobacco substitutes	1.888	2.430	20.264	26.552
2403101100	Blended tobacco, packed for retail sale	0	9.900	0	59.430
2403101900	Other smoking tobacco, packed for retailsale	0	29.939	0	103.660
2403102100	Blended tobacco, for cigarette making	767.002	4.133.268	5.768.888	29.316.158
2403102900	Oth manufactures tobacco for cigarettemaking	158.400	2.077.957	756.432	9.707.356
2403109000	Other smoking tobacco, whether or notcontaining tobacco substitutes	0	177.966	0	1.094.587
2403910000	Homogenised or reconstituted tobacco	0	34.737	0	375.567
2403991000	Tobacco extracts and essences	456	1.856	64.605	123.241

http://www.bps.go.id

I.3. IMPOR MENURUT KOMODITI / *IMPORT BY HS COMMODITY*
***** MEI / *MAY 2010* *****

H S	Uraian Komoditi *Commodity Description*	Berat Bersih / *Net Weight* (Kg) Bulan ini *Current Month*	 Kumulatif *Cum.Jan. to date*	Nilai / *Value C.I.F* (US$) Bulan ini *Current Month*	 Kumulatif *Cum.Jan. to date*
2403999000	Oth manufactures tobacco & manufacturedtobacco substitutes	3	340	56	3.210
2501001000	Table salt	15	436	51	2.948
2501004100	Oth salt cont. at least 94.7% sodium chl a dry basis ,in package netto < 45 kg	153.000	690.002	55.031	213.454
2501004900	Oth salt cont. at least 94.7% sodium chl a dry basis ,in package netto < 45 kg	147.276.021	688.311.776	7.717.790	36.166.965
2501005000	Sea water	115	456	2.299	10.976
2501009000	Other salt	9.354	19.458	11.522	52.010
2502000000	Unroasted iron pyrites	0	49.762	0	16.461
2503000000	Sulphur of all kinds, oth than sublimed,precipitated and colloidal sulphur	16.552.477	129.746.144	3.714.065	18.902.014
2504100000	Natural graphite, in powder or in flakes	303.024	2.708.559	189.993	1.186.978
2504900000	Natural graphite, in other form	330.972	1.224.427	96.642	399.597
2505100000	Silica sands and quartz sands	5.952.050	19.390.340	476.040	1.763.549
2505900000	Other natural sands,whether/not coloredother than metal-bearing sands	672.086	2.411.149	140.932	541.983
2506100000	Quartz	453.282	1.967.910	69.552	271.830
2506200000	Quartzite	53.223	294.041	30.224	208.268
2507000000	Kaolin and other kaolinic clays,whetheror not calcined	10.483.716	39.117.601	2.273.839	10.144.612
2508100000	Bentonite	32.537.800	69.085.221	2.288.617	7.388.393
2508300000	Fire-clay	1.444.449	3.113.540	515.959	1.374.514
2508400000	Other clays	3.549.683	25.199.022	854.346	4.672.030
2508500000	Andalusite, kyanite and sillimanite	265.000	691.916	102.653	309.401
2508600000	Mullite	185.000	1.933.068	126.567	939.566
2508700000	Chamotte or dinas earths	61.516	1.762.968	25.324	656.821
2509000000	Chalk	203.711	643.346	59.232	204.944
2510109000	Other natural calcium phosphates,naturaalumunium calcium phosphates, ungroun	90.336.816	168.695.580	12.495.679	22.353.954
2510201000	Apatite, ground	9.158	35.877	24.250	82.625
2511100000	Natural barium sulphate (barytes)	382.683	33.971.854	242.655	4.765.801
2511200000	Natural barium carbonate (witherite)	0	25.000	0	6.750
2512000000	Siliceous fossil meals and similarsiliceous earths	579.888	2.130.188	491.152	1.418.355
2513100000	Pumice stone	539	16.927	7.868	90.623
2513200000	Emery, natural corundum, natural garnetand other natural abrasives	2.420.865	10.087.953	683.889	3.292.468
2514000000	Slate, whether or not roughly trimmedor merely cut	50	2.536	338	12.354
2515110000	Marble and travertine, crude or roughlytrimmed	52.680	62.660	9.107	16.745
2515121000	Marble and travertine, merely cut intoblocks	1.529.296	8.758.588	182.115	794.414
2515122000	Marble and travertine, merely cut intoslabs	1.653.390	8.238.542	535.211	3.238.049
2516110000	Granite, crude or roughly trimmed	56.517	615.232	29.047	283.689
2516121000	Granite, merely cut into blocks	292.428	1.602.969	102.181	497.715
2516122000	Granite, merely cut into slabs	1.377.748	7.973.929	365.721	2.198.456
2516200000	Sandstone	2.296	4.084.749	1.175	37.194
2516900000	Other monumental or building stone	145	34.555	711	145.661
2517100000	Pebbles, gravel, broken/crushed stonewhether or not heat treated	45.588.730	231.152.860	279.817	1.676.712
2517200000	Macadam of slag, dross or similarindustrial waste	20.687	60.687	20.574	54.974
2517410000	Granules, chippings and powder of marblewhether or not heat trated	2.296	9.615	1.175	91.151
2517490000	Granules, chippings & powder of stones owhethet or not heat treated	238.832	625.800	71.067	216.082
2518200000	Dolomite, calcined or sintered	152.033	4.197.450	48.053	666.986
2518300000	Dolomite, ramming mix	624.000	1.586.028	147.480	305.440
2519100000	Natural magnesium carbonate (magnesite)	1.421.739	7.522.801	489.730	2.593.741
2519900000	Fused magnesia; dead-burned magnesia	2.749.288	12.652.119	1.167.316	4.977.259
2520100000	Gypsum, anhydrite	80.628.000	516.382.784	2.375.207	15.833.391
2520201000	Plasters, for use in dentistry	0	8.285.818	0	280.471
2520209000	Other plasters	29.666.367	68.496.547	1.324.135	4.077.695
2521000000	Limestone flux; limestone and othercalcareous stone	13.934.002	86.141.758	771.908	4.058.684
2522100000	Quicklime	784.000	7.356.261	92.832	861.958
2522200000	Slaked lime	509.472	2.313.778	181.398	736.503
2522300000	Hydraulic lime	0	50.600	0	18.200
2523101000	Cement clinkers, for white cement	1.728	458.726	5.680	90.746
2523109000	Other cement clinkers	158.736.726	279.294.516	8.001.894	13.422.334
2523210000	Portland cement, white cement, whetheror not artificially colored	0	6.025	0	24.836
2523291000	Portland cement, colored cement	40.525.000	185.123.973	1.515.941	7.168.245
2523299000	Other portland cements	17.936.200	46.090.218	655.518	1.700.548
2523300000	Aluminous cement	681.701	2.111.791	557.863	1.526.412
2523900000	Other hydraulic cements	40.709.000	279.367.210	1.496.057	10.365.495
2524900010	Chrysotile	8.044.523	42.411.550	4.009.850	19.976.678
2524900090	Other asbestos, crocodolite & chrysolite	4.380	8.066	2.165	7.454
2525100000	Crude mica and mica rifted into sheetsor splittings	656	4.206	3.743	17.905
2525200000	Mica powder	277.172	1.379.847	322.002	1.546.133
2525300000	Mica waste	0	73	0	214
2526100000	Natural steatite, not crushed, notpowdered	0	35.924	0	75.459
2526201000	Talc powder, crushed or powdered	11.579.779	46.501.511	1.784.517	7.263.032
2526209000	Oth natural steative, crushed/powdered	519.214	2.117.635	79.868	413.124
2528100000	Natural sodium borates and concentratesthereof (whether or not calcined)	45	210	805	3.807
2528900000	Natural boric acid containing not morethan 85% of h3bo3 on the dry weight	256.657	765.979	141.677	429.590
2529100000	Felspar	13.014.720	135.138.546	1.354.752	9.889.094
2529210000	Fluorspar, containing by weight 97% orless of calcium fluoride	212.304	660.826	55.104	213.566
2529220000	Fluorspar, containing by weight morethan 97% of calcium fluoride	426.079	729.229	260.444	408.167
2529300000	Leucite; nepheline & nepheline syenite	271.880	1.346.486	111.095	507.197
2530100000	Vermiculite, perlite and chlorites,unexpanded	414.405	3.110.149	168.750	920.564
2530201000	Kieserite	14.673.635	45.711.135	1.879.759	5.782.589
2530202000	Epsomite	0	300.000	0	34.673
2530900000	Other mineral substances not elsewherespecified or included	3.251.844	14.642.578	910.588	5.179.751

https://www.bps.go.id

I.3. IMPOR MENURUT KOMODITI / *IMPORT BY HS COMMODITY*
***** MEI / *MAY 2010* *****

H S	Uraian Komoditi *Commodity Description*	Berat Bersih / *Net Weight* (Kg) Bulan ini *Current Month*	 Kumulatif *Cum.Jan. to date*	Nilai / *Value C.I.F* (US$) Bulan ini *Current Month*	 Kumulatif *Cum.Jan. to date*
2601110000	Iron ores and concentrates, other thanroasted iron pyrites :non agglomerated	147.703.216	905.062.514	16.003.611	101.629.673
2601120000	Iron ores and concentrates, other thanroasted iron pyrites :agglomerated	64.378.600	64.420.400	8.898.958	8.903.974
2601200000	Roasted iron pyrites	2.908	8.037	7.412	19.378
2602000000	Manganese ores & concentrates,includingferruginous manganese, m.content >= 20	49.000	173.105	104.220	319.592
2603000000	Copper ores and concentrates	3.993	127.381	45.521	310.414
2606000000	Aluminium ores and concentrates	40.000	154.773	84.857	158.000
2607000000	Lead ores and concentrates	26.305	178.251	14.205	144.593
2608000000	Zinc ores and concentrates	1.483	17.987	22.393	74.989
2609000000	Tin ores and concentrates	99.470	101.326	54.775	89.459
2610000000	Chromium ores and concentrates	196.000	1.072.400	76.316	586.512
2614001000	Titanium ores and concentrates,ilmenite ores and concentrates	48.000	96.000	32.562	65.606
2614009000	Titanium ores and concentrates,other than ilmenite ores & concentrates	305.000	1.568.457	206.814	1.182.907
2615100000	Zirconium ores and concentrates	1.902.940	9.369.640	1.967.544	10.019.893
2615900000	Other niobium, tantalum ores andconcentrates vanadium or zirconium ores	92.317	374.582	116.173	601.479
2616900000	Precious metal ores other than silverores	20	32.080	10.415	909.288
2617100000	Antimony ores and concentrates	3.626	35.353	32.876	182.227
2617900000	Other ores and concentrates.	42.000	138.000	15.142	45.165
2618000000	Granulated slag (slag sand)from themanufacture of iron or steel	0	217	0	1.221
2619000000	Slag,dross (not granula slag),& othwaste from the manufac. of iron or steel	48	21.198	140	4.553
2620110000	Ash & residues containing mainly zinc,hard zinc spelter	0	48.000	0	34.674
2620190000	Ash & residues containing mainly zinc,other than hard zinc spelter	0	35	0	745
2620210000	Ash & residues containing mainly lead,lead gasoline sludges,antiknock compound	0	142	0	2.721
2620290000	Ash & residues containing mainly lead,other than leaded gasoline sludges	28	125	1.500	2.972
2620300000	Ash & residues containing mainly copper	4.386	4.386	51.339	51.339
2620400000	Ash & residues containing mainlyaluminium	561	561	847	847
2620910000	Ash & residues containing antimony,beryllium cadmium chromium or their mix	0	16	0	105
2620990000	Oth metals or their compounds ash & residues containing mainly tin	0	43	0	1.445
2701110000	Anthracite	2.904.745	20.355.829	671.173	3.604.456
2701129000	Bituminous coal: other than coking coal	478.777	873.415	128.659	235.974
2701190000	Other coal	46.739	1.030.238	18.060	1.366.450
2701200000	Briquettes,ovoids & similar solid fuelsmanufactured from coal	316.054	448.713	65.504	116.762
2702100000	Lignite, whether or not pulverised, butnot agglomerated	1.593	5.701	2.939	7.883
2702200000	Agglomerated lignite	18.144	60.241	32.168	110.916
2703001000	Peat, whether or not compressed intobales, but not agglomerated	13.755	13.755	15.072	15.072
2703002000	Agglomerated peat	36.270	351.825	5.466	202.457
2704001000	Coke & semi-coke of coal	6.835.787	23.820.575	2.348.686	8.266.368
2704002000	Coke & semi-coke of lignite or of peat	0	1.096.500	0	371.576
2704003000	Retort carbon	488.600	1.163.605	146.081	418.509
2705000000	Coal gas, water gas, producer gas andsimilar gases other than petroleum gas	91	90.393	4.952	58.650
2706000000	Tar distilled from coal,from lignite orfrom peat & other mineral tars	126.000	495.520	67.004	301.120
2707100000	Benzol (benzene)	19	42	231	1.394
2707200000	Toluol (toluene)	1.392	6.891	8.888	41.702
2707300000	Xylol (xylenes)	15.712	35.146	19.491	127.064
2707400000	Napthalene	87.523	100.801	270.767	330.188
2707500000	Oth. aromatic hydrocarbon mix.of >= 65%by volume,distils at 250.c, astm d 86 m	2.296.725	6.787.736	2.173.011	6.424.520
2707910000	Creosote oils	0	47.480	0	77.515
2707992000	Carbon black feedstock	0	169.460	0	256.279
2707999000	Other products of the distilled of hightemperature coal tar	1.191.731	7.271.648	1.122.757	6.452.010
2708100000	Pitch	4.257.819	11.862.966	2.142.122	6.408.616
2709001000	Crude petroleum oil	1.139.175.495	5.962.643.196	686.276.624	3.542.272.540
2709002000	Condensate	2	2	47	47
2709009000	Other petroleum oil, crude	0	14.171	0	21.500
2710111100	Motor spirit, premium leaded	12.059.552	1.125.517.846	9.270.478	856.022.911
2710111200	Motor spirit, premium unleaded	683.832.871	2.455.014.344	555.215.715	1.954.048.371
2710111300	Motor spirit, regular leaded	0	9	0	276
2710111400	Motor spirit, regular unleaded	8.927.290	24.738.918	6.668.273	16.016.704
2710111500	Other motor spirit, leaded	0	24.526.115	0	19.314.572
2710111600	Other motor spirit, unleaded	173.122.779	729.392.882	136.083.238	563.718.976
2710112000	Aviation spirit	116.384	1.054.135	253.695	2.209.912
2710113000	Tetrapropylene	0	2.176.605	0	2.089.423
2710114000	White spirit	2.060.171	6.960.846	1.873.170	6.353.295
2710115000	Low aromatic solvents containing byweight <= 1 % aromatic content	1.170.690	4.202.396	1.428.947	5.113.031
2710116000	Other solvent spirits	10.240	30.117	16.332	57.341
2710117000	Naphtha, reformate or preparations forpreparing spirits	148.309.212	633.248.803	109.977.598	464.952.962
2710119000	Other petroleum oil, light oil & otherthan crude	1.159.520	117.470.017	1.403.973	89.021.298
2710191300	Aviation turbine fuel (jet fuel) havinga flash point of not less than 23-c	21.621	48.645.015	38.375	37.642.033
2710191400	Aviation turbine fuel (jet fuel) havinga flash point of less than 23-c	35.668.847	74.033.664	31.038.370	62.254.969
2710191600	Kerosene	0	38.234	0	65.629
2710191900	Other medium oils and preparations	7.518.522	40.741.764	8.704.377	46.090.151
2710192000	Topped crudes	114.281	279.758	176.866	393.854
2710193000	Carbon black feedstock oil	22.319.652	85.533.956	10.116.910	39.282.766
2710194100	Lubricating oil basestock	12.006.868	54.297.222	12.918.923	55.758.876
2710194200	Lubricating oils for aircraft engines	10.308	13.068	62.426	74.506
2710194300	Other lubricating oils	11.044.713	52.643.093	19.622.674	98.861.141
2710194400	Lubricating greases	1.099.098	6.260.212	2.593.161	17.136.248
2710195000	Hydraulic brake fluid	4.018	18.838	19.445	255.753
2710196000	Transformer and circuit breakers oils	1.762.285	8.225.967	1.926.678	8.217.243
2710197100	High speed diesel fuel	323.369.192	2.993.815.191	216.499.533	1.980.590.204

https://www.bps.go.id

I.3. IMPOR MENURUT KOMODITI / *IMPORT BY HS COMMODITY*
***** MEI / *MAY 2010* *****

H S	Uraian Komoditi *Commodity Description*	Berat Bersih / *Net Weight* (Kg) Bulan ini *Current Month*	 Kumulatif *Cum.Jan. to date*	Nilai / *Value C.I.F* (US$) Bulan ini *Current Month*	 Kumulatif *Cum.Jan. to date*
2710197200	Other diesel fuel	69.585.806	324.536.643	48.393.727	218.465.027
2710197900	Other fuel oils	113.305.208	520.085.443	58.043.030	255.318.076
2710199000	Oth petroleum oils & oils obtained frombituminous minerals (other than crude)	1.934.499	7.331.669	2.592.088	10.385.899
2710990000	Other waste oils	14.158	45.718	20.149	95.858
2711110000	Liquid natural gas	0	516	0	9.012
2711120000	Liquid propane	21.256.084	189.170.914	15.789.019	141.956.492
2711130000	Liquid butanes	21.223.902	185.310.981	15.552.875	137.391.969
2711141000	Liquid ethylene	0	1.669	0	28.480
2711149000	Liquid propylene, butylene & butadiene	0	523	0	2.856
2711190000	Other liquid petroleum gas	2	125	326	4.999
2711210000	Natural gas in gaseous state	0	460	0	8.345
2711290000	Other petroleum gas in gaseous state	49	15.296	640	104.607
2712100000	Petroleum jelly	227.589	1.242.095	377.361	2.101.143
2712200000	Paraffin wax containing by weight lessthan 0.75% of oil	231.716	2.026.809	339.510	2.699.336
2712901000	Other paraffin wax	1.266.656	6.549.900	1.716.171	8.919.036
2712909000	Microcrystalline petroleum wax, slackwax, ozokerite, lignite wax, peat wax	486.307	1.746.603	864.611	3.748.942
2713110000	Petroleum coke, not calcined	5.001.666	5.476.866	3.220.830	3.340.354
2713120000	Petroleum coke, calcined	10.418.865	16.837.583	3.828.970	6.841.486
2713200000	Petroleum bitumen	24.736.957	142.802.503	13.539.243	73.690.604
2713900000	Other residues of petroleum oils or ofoils obtained from bituminous minerals	3.192	34.761	6.884	134.611
2714100000	Bitumen and asphalt, natural bituminousor oil shale and tar sands	19.666	45.592	17.869	37.498
2714900000	Bitumen and asphalt, natural asphalitesand asphaltic rocks	668.365	12.448.606	1.066.465	8.676.670
2715000000	Bituminous mix. based on natur. asphalton natur. bitumen, on petroleum bitumen	80.425	467.227	133.292	966.197
2801100000	Chlorine	231.408	828.284	122.682	450.249
2801200000	Iodine	5	103	860	8.005
2802000000	Sulphur, sublimed or precipitated,collodial sulphur	20.240.939	47.018.261	3.245.387	6.579.832
2803001000	Rubber grade carbon black	7.031.163	35.837.927	7.284.645	36.950.399
2803002000	Acetylene black	376.524	2.201.702	849.313	4.571.418
2803003000	Other carbon blacks	1.049.290	6.993.538	1.277.253	8.506.394
2803009000	Other carbon	1.040.071	6.886.028	1.462.595	6.859.083
2804100000	Hydrogen	108.774	676.073	37.347	258.733
2804210000	Argon	558.404	2.890.418	356.681	2.010.126
2804290000	Other rare gases	518.377	4.427.978	551.070	3.489.501
2804300000	Nitrogen	631.160	5.595.054	121.374	1.426.404
2804400000	Oxygen	1.427.224	9.122.172	547.513	2.712.362
2804500000	Boron; tellurium	25	11.012	1.250	53.121
2804610000	Silicon, containing by weight >= 99.99%	1.342	6.129	16.425	41.313
2804690000	Silicon, containing by weight < 99.99%	1.046.536	3.690.950	2.392.800	8.112.009
2804700000	Phosphorus	36.162	140.191	623.470	2.592.480
2804800000	Arsenic	0	30.019	0	34.234
2804900000	Selenium	909	4.192	72.044	254.722
2805110000	Sodium	2.252	212.569	5.782	975.038
2805120000	Calcium	12.116	31.683	19.989	40.488
2805190000	Other alkali or alkaline-earth metals	121.027	923.812	470.267	2.480.391
2805400000	Mercury	268	1.367	31.266	84.444
2806100000	Hydrogen chloride (hydrochloric acid)	54.708	480.242	15.989	156.283
2806200000	Chlorosulphuric acid	0	3	0	297
2807000000	Sulphuric acid; oleum.	23.770	24.037.789	24.275	1.136.268
2808000000	Nitric acid; sulphonitric acids	355.971	4.520.004	252.298	2.173.299
2809100000	Diphosphorus pentaoxide	9.233	75.207	13.427	115.987
2809203000	Phosphoric acids, hypophoric acids andhypophosporic acids	893.170	5.059.770	733.709	4.127.080
2809209000	Oth phosphoric acids, hypophoric acidsand hypophosporic acids	664.888	32.021.493	595.105	11.477.379
2810000000	Oxide of boron; boric acids	323.395	2.232.484	244.508	1.613.294
2811110000	Hydrogen fluoride (hydrofluoric acid)	165.210	502.745	164.147	483.750
2811191000	Arsenic acid	100.144	622.644	49.997	280.296
2811199000	Other inorganic acids	101.087	370.783	100.276	412.116
2811210000	Carbon dioxide	64.830	653.187	74.173	536.111
2811221000	Silica powder	1.410.751	6.548.839	1.360.293	6.200.405
2811229000	Silicon dioxide, other form	1.398.017	6.912.540	1.447.300	7.038.458
2811291000	Diarsenic pentaoxide	10.965	32.623	19.650	75.181
2811299000	Other inorganic oxygen compoundsof non metals	162.097	956.670	297.998	1.370.304
2812100000	Chlorides and chloride oxides	0	48.017	0	57.907
2812900000	Other halides and halide oxides of nonmetals	288.090	1.562.277	32.922	582.654
2813100000	Carbon disulphide	0	3.865.350	0	3.133.277
2813900000	Other sulphides of non-metal	0	38	0	238
2814100000	Anhydrous ammonia	798	4.762.784	9.509	1.632.431
2814200000	Ammonia in aqueous solution	7.473	42.015	15.673	116.245
2815110000	Sodium hydroxide (caustic soda), solid	1.340.385	7.755.819	508.892	3.053.254
2815120000	Sodium hydroxide (caustic soda),in aqueous solution(lye or liquid soda)	5.069.461	11.002.502	1.177.101	2.709.739
2815200000	Potassium hydroxide (caustic potash)	1.234.202	4.547.210	1.218.087	4.991.248
2815300000	Peroxides of sodium or potassium	33	5.317	1.436	21.802
2816100000	Hydroxide and peroxide of magnesium	40.002	256.097	152.725	872.700
2816400000	Oxides, hydroxides & peroxides, ofstrontium or barium	13.249	126.663	94.403	239.013
2817001000	Zinc oxide	566.660	3.303.268	1.177.828	6.744.320
2817002000	Zinc peroxide	71.284	152.761	150.513	299.480
2818100000	Artificial corundum, whether or notchemically defined	586.610	1.325.495	436.592	1.048.130
2818200000	Aluminium oxide, other than artificialcorundum	46.506.081	163.298.509	16.556.289	56.569.562
2818300000	Aluminium hydroxide	2.784.581	39.196.124	1.055.252	11.714.517

https://www.bps.go.id

I.3. IMPOR MENURUT KOMODITI / *IMPORT BY HS COMMODITY*
***** MEI / *MAY 2010* *****

H S	Uraian Komoditi *Commodity Description*	Berat Bersih / *Net Weight* (Kg) Bulan ini *Current Month*	 Kumulatif *Cum.Jan. to date*	Nilai / *Value C.I.F* (US$) Bulan ini *Current Month*	 Kumulatif *Cum.Jan. to date*
2819100000	Chromium trioxide	90.800	327.408	319.651	1.129.514
2819900000	Other chromium oxides and hidroxides	6.982	68.770	32.681	283.010
2820100000	Manganese dioxide	2.051.311	8.587.467	3.217.267	13.853.759
2820900000	Other manganese dioxide	152.057	842.119	144.108	1.121.732
2821100000	Iron oxides and hydroxides	1.105.330	5.117.901	1.103.201	4.686.592
2821200000	Earth colors	8.392	33.138	10.155	110.635
2822000000	Cobalt oxides and hydroxides, commercial	58.061	153.763	197.470	1.276.877
2823000000	Titanium oxides.	694.541	3.460.000	1.936.748	9.117.489
2824100000	Lead monoxide (litharge, massicot)	1	99.013	219	338.484
2824900000	Other lead monoxide	755	72.214	5.756	162.148
2825100000	Hydrazine, hydroxylamine, inorganic salt	111.268	642.899	343.432	2.021.368
2825200000	Lithium oxide and hydroxide	2.396	12.331	15.374	209.248
2825300000	Vanadium oxides and hydroxides	0	4.964	0	73.498
2825400000	Nickel oxides and hydroxides	19.058	83.495	263.753	1.368.358
2825500000	Copper oxides and hydroxides	54.626	224.395	402.378	1.612.632
2825600000	Germanium oxides and zirconium dioxide	3.009	10.637	12.144	59.831
2825700000	Molybdenum oxides and hydroxides	0	2.468	0	24.126
2825800000	Antimony oxides	35.811	279.770	281.636	1.725.938
2825900000	Other inorganic bases	32.161	488.364	474.371	5.267.643
2826120000	Fluorides of aluminium	0	6.207	0	6.333
2826190000	Other fluorides	228.364	533.887	155.631	360.785
2826300000	Sodium hexafluoroaluminate (syntheticcryolite)	38.904	108.738	57.887	140.363
2826900000	Other complex fluorine salt.	79.320	495.193	215.918	974.506
2827100000	Ammonium chloride	301.535	2.595.275	82.194	722.956
2827201000	Calcium chloride, commercial grades	500.000	1.405.658	112.500	317.401
2827209000	Calcium chloride, not commercial grades	2.421.856	6.203.870	686.969	1.920.521
2827310000	Other chlorides of magnesium	6.802	138.018	29.490	127.614
2827320000	Other chlorides of aluminium	1.091.362	5.183.911	382.699	1.956.384
2827350000	Other chlorides of nickel	18.471	86.638	182.106	690.118
2827390010	Other chlorides of zinc	65.881	683.717	40.014	428.172
2827390090	Other chlorides of iron, cobaltd and ofother materials	69.885	741.176	237.908	1.077.230
2827410000	Chloride oxides & chloride hydroxides,of copper	0	8.071	0	19.960
2827490000	Other chloride oxides & chloridehydroxides	123.890	777.938	116.541	613.867
2827510000	Bromides of sodium or of potassium	120.008	349.109	235.344	710.850
2827590000	Other bromides	4.106	70.249	40.899	126.996
2827600000	Iodides and iodide oxides	1.069	20.389	20.370	321.891
2828100000	Commercial calcium hypochlorite & othercalcium hypoclorites	283.650	2.160.375	191.375	2.150.861
2828901000	Sodium hypochlorite	866	11.980	2.156	51.214
2828909000	Other hypochlorite	286.932	1.197.200	417.120	2.166.793
2829110000	Chlorates of sodium	200.073	1.945.692	116.385	1.579.374
2829190000	Other chlorates	351.000	1.198.112	391.656	1.415.907
2829900000	Bromat dan perbromat, iodat & periodat	3.946	69.448	85.970	684.049
2830100000	Sodium sulphides	429.865	2.950.079	265.374	1.729.086
2830900000	Other sulphides	290	160.613	3.872	282.703
2831100000	Dithionites and sulphoxylates of sodium	519.070	3.124.509	492.059	2.680.109
2831900000	Other dithionites and sulphoxylates	18.034	90.896	37.125	171.104
2832100000	Sodium sulphites	1.144.133	4.989.981	546.429	2.083.450
2832200000	Other sulphites	43.293	681.792	29.266	373.321
2832300000	Thiosulphates	51.720	460.893	23.731	238.348
2833110000	Disodium sulphate	9.744.225	65.922.519	1.152.138	7.412.227
2833190000	Other sodium sulphates	8.441.439	51.274.196	1.087.083	6.861.405
2833210000	Magnessium sulphate	846.770	7.516.893	261.756	1.575.826
2833221000	Aluminium sulphate :commercial grade	45	40.045	187	54.187
2833229000	Aluminium sulphate:other grade	827	124.121	534	44.456
2833240000	Nickel sulphate	25.392	246.705	433.491	2.256.724
2833250000	Copper sulphate	668.515	3.395.091	1.301.290	6.240.942
2833270000	Barium sulphate	103.583	696.968	94.605	725.016
2833291000	Of chromium or zinc	266.704	1.793.612	120.269	1.699.997
2833292000	Tribasic lead sulphate	28.840	155.573	90.026	407.774
2833299000	Other sulphate of other material	462.327	1.527.386	175.950	730.558
2833300000	Alums	20.004	288.170	9.694	85.424
2833400000	Peroxosulphates (persulphates)	182.601	703.221	213.030	781.012
2834100000	Nitrites	187.059	1.361.552	111.420	783.107
2834210000	Nitrates of potassium	153.553	722.125	141.259	623.655
2834290000	Other nitrates	471.024	1.827.737	280.104	1.404.242
2835100000	Phosphinates (hypophosphites) andphosphonates (phosphites)	59.206	386.294	184.008	744.956
2835220000	Phosphates of mono- or disodium	116.688	1.230.656	217.525	1.180.914
2835240000	Phosphates of potassium	231.593	1.282.315	537.828	2.606.079
2835251000	Dicalcium phosphate, feed grade	3.023.000	15.578.859	1.208.390	6.199.099
2835259000	Oth hypophosphites, phosphonates andand phosphates, polyphosphates	988.503	4.124.109	441.984	1.791.587
2835260000	Other phosphates of calcium	1.563.593	7.711.876	851.752	4.335.530
2835290000	Other phosphates	190.986	1.389.776	187.871	1.650.140
2835310000	Sodium triphosphate (sodiumtripolyphosphate)	1.745.760	12.989.986	1.532.211	11.696.392
2835391000	Tetranatrium pirofosfat	59.131	215.536	91.523	340.050
2835399000	Other polyphospates	600.426	3.073.152	687.760	4.415.271
2836200000	Disodium carbonate	57.751.470	348.962.974	11.513.083	66.751.209
2836300000	Sodium hydrogencarbonate (sodium bicarbonate)	4.605.855	32.585.161	1.335.666	8.625.673
2836400000	Potassium carbonates	411.613	2.497.550	418.513	2.609.709

https://www.bps.go.id

I.3. IMPOR MENURUT KOMODITI / *IMPORT BY HS COMMODITY*
***** MEI / *MAY 2010* *****

H S	Uraian Komoditi *Commodity Description*	Berat Bersih / *Net Weight* (Kg) Bulan ini *Current Month*	 Kumulatif *Cum.Jan. to date*	Nilai / *Value C.I.F* (US$) Bulan ini *Current Month*	 Kumulatif *Cum.Jan. to date*
2836501000	Calsium carbonate, food or pharmaceu-tical grade	906.709	5.054.796	359.251	1.690.916
2836509000	Calsium carbonate, other grade	6.849.544	26.905.537	1.365.521	5.866.907
2836600000	Barium carbonate	248.001	1.676.048	68.787	636.991
2836910000	Lithium carbonates	11.500	44.477	72.810	170.792
2836920000	Strontium carbonate	24.000	241.258	12.240	124.581
2836990000	Other carbonates	994.430	4.736.972	886.917	4.600.036
2837110000	Cyanides and cyanide oxides, of sodium	216.000	1.856.105	371.088	3.242.227
2837190000	Other cyanides and cyanide oxides	100	7.608	917	75.705
2837200000	Complex cyanides	0	191	0	11.382
2839110000	Sodium metasilicates	219.265	1.338.674	96.705	626.275
2839191000	Sodium silicates	2.229.457	14.729.048	630.993	3.656.214
2839199000	Other silicates of sodium	711.383	3.394.180	521.115	2.366.212
2839900000	Other silicates; commerial alkali metalsilicates	880.044	1.744.987	1.286.633	2.627.789
2840110000	Disodium tetraborate (refined borax),anhydrous	0	20	0	1.200
2840190000	Other disodium tetraborate (refinedborax)	2.991.950	12.354.946	1.786.930	7.696.684
2840200000	Other borates	371	26.486	19.172	86.693
2840300000	Peroxoborates (perborates)	15.227	60.589	31.809	95.505
2841300000	Sodium dichromate	40.446	332.811	69.656	402.581
2841500000	Other chromates and dichromates,peroxochromates	25.161	76.428	87.661	304.430
2841610000	Potassium permanganate	0	115.975	0	268.634
2841700000	Molybdates	1.027	10.401	16.132	133.109
2841800000	Tungstates (wolframates)	5.789	13.306	6.781	19.891
2841900000	Oth salts of oxometallic orperoxometallic acids	25.082	142.049	87.604	629.150
2842100000	Double/complex silicates,includ aluminosilicates w.or not chemical defined	1.692.902	8.280.869	758.160	4.306.715
2842901000	Sodium arsenite	16.746	126.752	53.698	126.685
2842902000	Copper and/or chromium salts	4	71	29	270
2842909000	Oth salts of inorganic acids/peroxoacid	103.785	633.555	557.896	2.536.492
2843100000	Colloidal precious metals	499	923	16.591	28.336
2843210000	Silver nitrate	287	3.154	84.703	335.368
2843290000	Other silver compounds	4.790	21.776	197.579	1.081.129
2843300000	Gold compounds	1.901	4.695	516.166	1.497.715
2843900000	Other amalgams and other compoundcolloidal precious metals	533	2.712	74.085	295.309
2844109000	Ceramic products & mixtures containingnatural uranium	0	78	0	8.970
2844401100	Radium and its salts	0	24	0	5.006
2844401900	Other radioactive elements & isotopes &compounds, radioactive residues	181	2.693	45.194	684.574
2844409000	Ceramic products & mixtures containingisotop or compound,radioactive residues	1.270	25.298	248.642	4.828.321
2845100000	Heavy water (deuterium oxide)	0	245	0	9.137
2845900000	Other isotops other than those heading28.44	4.575	6.837	6.367	22.933
2846100000	Cerium compounds	11.329	16.402	44.245	79.631
2846900000	Other compounds, inorganic or organicof rare-earth metal	1	7.445	108	36.501
2847001000	Liquid hydrogen peroxide,whether or notsolidified with urea	143.467	3.690.289	81.861	1.294.057
2847009000	Hydrogen peroxide, whether or notsolidified with urea other form	108.035	455.141	42.248	183.864
2848000000	Phosphides, whether or not chemicallydefined excluding ferrophosphorus.	60	30.956	8.548	176.435
2849100000	Carbides, whether or not chemicallydefined of calcium	1.152.957	4.158.825	582.623	2.177.030
2849200000	Carbides, whether or not chemicallydefined of silicon	508.696	1.421.517	450.100	1.412.494
2849900000	Carbides, whether or not chemicallydefined of other material	230	10.247	6.299	202.992
2850000000	Hydrides, nitrides, azides, silicidesand borides	53	564	15.964	71.240
2852001000	Mercury sulphate	16	85	4.655	12.882
2852002000	Mercury compounds of a kind used as	0	30	0	519
2852009000	Other compounds, inorganic/organic, ofmercury, excluding amalgams	48	241	13.172	36.354
2853000000	Liquid, compressed air, other inorganic(incl distil/conductivity water,similar)	3.965	15.246	21.722	139.453
2901100000	Saturated acyclic hydrocarbons.	1.047.304	3.644.886	1.201.054	5.409.933
2901210000	Ethylene	42.822.332	201.378.684	50.476.645	248.124.883
2901220000	Propene (propylene)	9.486.220	69.959.589	11.400.890	79.329.879
2901230000	Butene (butylene) and isomers thereof	1.965.317	9.528.881	2.261.795	12.092.969
2901240000	Buta-1, 3-diene and isoprene	4.831.798	18.595.121	10.194.909	35.052.763
2901291000	Acetylene	4.976	89.541	10.967	163.713
2901299000	Other unsaturated acyclic hydrocarbons	504.144	1.196.027	649.062	1.546.838
2902110000	Cyclohexane	106.914	260.529	125.068	547.986
2902190000	Other cyclanes	156.837	553.712	318.846	1.150.470
2902200000	Benzene	13.858.124	76.661.561	13.978.562	74.858.003
2902300000	Toluene	2.846.020	38.845.704	2.688.372	36.488.831
2902410000	O-xylene	2.482	9.323.910	16.693	8.858.284
2902420000	M-xylene	1	757.257	52	663.876
2902430000	P-xylene	61.857.741	348.193.018	64.735.210	366.610.554
2902440000	Mixed xylene isomers	2.579.257	11.478.858	2.520.001	10.884.001
2902500000	Styrene	14.400	2.280.870	22.680	3.202.284
2902600000	Ethylbenzene	0	21.950	0	108.500
2902700000	Cumene	0	978.476	0	1.301.579
2902901000	Dodecylbenzene	97.620	408.757	134.274	556.613
2902902000	Alkylbenzenes	43.658	103.430	87.448	222.315
2902909000	Other cyclic hydrocarbons.	791.748	2.479.523	1.162.767	3.897.367
2903111000	Methyl chloride used in the manufactureof herbicides	151.100	529.316	187.266	724.688
2903119000	Other methyl chloride	0	4.902	0	6.660
2903120000	Dichloromethane (methylene chloride)	1.043.886	4.790.748	913.207	3.796.910
2903130000	Chloroform (trichloromethane)	45.407	174.798	231.139	865.444
2903150000	1,2-dichloroethane (ethylene dichloride)	0	95	0	877
2903190090	Other halogenated derivatives ofhydrocarbons	135.200	313.933	121.806	275.814

http://www.bps.go.id

I.3. IMPOR MENURUT KOMODITI / *IMPORT BY HS COMMODITY*
***** MEI / *MAY 2010* *****

H S	Uraian Komoditi *Commodity Description*	Berat Bersih / *Net Weight* (Kg) Bulan ini *Current Month*	 Kumulatif *Cum.Jan. to date*	Nilai / *Value C.I.F* (US$) Bulan ini *Current Month*	 Kumulatif *Cum.Jan. to date*
2903211000	Vinyl chloride monomer (vcm)	15.506.188	47.325.038	13.598.712	39.947.035
2903219000	Other vinyl chloride (chloroethylene)	19.481	236.947	48.741	554.341
2903220000	Trichloroethylene	123.781	711.665	163.727	910.679
2903230000	Tetrachloroethylene (perchloroethylene)	93.600	597.355	127.008	649.659
2903290000	Other unsaturated chlorinated derivatives of acyclic hydrocarbons	37.623	197.491	227.569	1.113.171
2903310000	Ethylene dibromide (iso)(1,2-dibromoethane)	20.000	20.262	60.400	63.805
2903390000	Oth fluorinated, brominated/iodinated	16.000	153.308	78.400	633.144
2903410000	Trichlorofluoromethane	15.640	42.620	69.575	206.000
2903470000	Other perhalogenated derivatives	0	1.418	0	18.688
2903490000	Derivatives of methane, ethane/propane,halogenated with flourine & chlorine	541.115	2.233.749	1.894.434	6.149.431
2903510000	1, 2, 3, 4, 5, 6-hexachlorocyclohexane	226	31.570	16.917	105.514
2903590000	Other halogenated derivatives of cyclanic cyclenic/cycloterpenic hydrocarbon	49	49	14.170	14.170
2903610000	Chlorobenzene, o-dichlorobenzene andp-dichlorobenzene	156.852	617.195	395.158	985.949
2903690000	Other halogenated derivatives ofaromatic	139.083	532.144	340.647	1.189.114
2904100000	Derivatives containing only sulphogroups their salts and ethyl esters	443.467	2.222.146	532.912	2.451.435
2904200000	Derivatives containing only nitro oronly nitroso groups	23.816	128.601	69.981	437.383
2904900000	Other derivatives of hydrocarbons,wherther or not halogenated	15.000	54.390	19.500	134.012
2905110000	Methanol (methyl alcohol)	18.864.284	84.586.315	5.507.746	28.222.663
2905120000	Propan-1-ol(propyl alcohol) & propan-2-ol (isopropyl alcohol)	3.610.865	10.305.325	4.750.494	12.724.655
2905130000	Butan-1-ol (n-butyl alcohol)	3.069.602	16.258.418	5.055.218	24.651.101
2905140000	Other butanols	1	2.345.511	35	3.675.492
2905160000	Octanol (octyl alcohol) and isomersthereof	1.212.566	10.486.311	2.314.478	16.661.815
2905170000	Dodecan-1-ol (lauryl alcohol), hexadecan-1-ol, and octadecan-1-ol	61.426	286.645	116.709	618.001
2905190000	Other sulphonated, nitrated/nitrosated	197.440	2.130.567	274.617	3.357.419
2905220000	Acyclic terpene alcohols	113.955	534.185	961.513	4.489.222
2905290000	Other unsaturated monohydric alcohols	14.034	106.590	116.556	1.094.396
2905310000	Ethylene glycol (ethanediol)	24.553.126	141.130.790	24.832.047	142.626.946
2905320000	Propylene glycol (propane-1, 2- diol)	1.504.525	10.723.072	2.525.040	17.885.916
2905390000	Other diols	433.492	1.371.403	1.160.436	3.671.961
2905410000	2-ethyl-2-(hydroxymethyl) propane-1,3-(trimethylolpropane)	43.075	149.892	94.302	351.287
2905420000	Pentaerythritol	464.713	2.404.186	535.740	2.705.473
2905430000	Mannitol	77.418	193.677	338.251	938.553
2905440000	D-glucitol (sorbitol)	54.356	632.682	58.992	454.682
2905450000	Glycerol	182.465	1.444.337	188.375	945.783
2905490000	Other polyhydric alcohols	81.261	253.772	289.921	946.686
2905590000	Other halogenated, sulphonated,nitratedderivatives of acyclic alcohols	152	66.540	3.262	189.345
2906110000	Menthol	61.155	209.464	701.571	2.471.363
2906120000	Cyclohexanol, methylcyclohexanols anddimethylcyclohexanols	2	2.904	134	75.944
2906130000	Sterols and inositols	37.210	165.965	307.998	1.075.328
2906190000	Other cyclanic, cyclenic/cycloterpenic	38.555	150.679	283.468	1.368.164
2906210000	Benzyl alcohol	94.955	236.431	199.391	573.161
2906290000	Other aromatic alcohol	42.418	236.934	268.303	1.302.026
2907110000	Phenol (hydroxybenzene) and its salts	977.579	5.610.156	1.578.291	8.084.537
2907120000	Cresols and their salts	43.695	197.721	147.756	462.478
2907130000	Octylphenol, nonylphenol and theirisomers, salts thereof	35.992	611.390	114.365	1.252.716
2907150000	Naphthols and their salts	19.738	99.955	90.289	366.674
2907190000	Other monophenols	110.442	791.972	382.143	2.150.264
2907210000	Resorcinol and its salts	17.242	156.336	94.856	807.651
2907220000	Hydroquinone (quinol) and its salts	14.149	126.096	136.884	899.787
2907230000	4,4-isopropylidenediphenol (bisphenola, diphenylolpropane) and its salts	280	133.609	1.980	260.921
2907290000	Other polyphenols; phenol-alcohols	6.578	54.447	241.413	498.489
2908110000	Pentachlorophenol (iso)	0	60.000	0	435.600
2908190000	Oth derivatives containing only halogensubtituents and their salts	0	8.068	0	30.990
2908910000	Dinoseb (iso) and its salts	0	79.500	0	296.046
2908990000	Oth derivatives containing only sulphogroups their salts and esters	21.655	47.453	77.810	171.498
2909110000	Diethyl ether	0	3.156	0	31.252
2909191000	Methyl tertiary butyl ether	13.577	19.980	37.792	66.245
2909199000	Other acyclic ethers and their halogenated	1.058	25.036	10.495	87.286
2909200000	Cyclanic, cyclenic or cycloterpenicethers & their halogenated derivatives	10.359	15.668	776.144	889.345
2909300000	Aromatic ethers & their halogenated,sulphonated, or nitrosated derivatives	94.903	264.938	555.578	1.622.902
2909410000	2,2-oxydiethanol (diethylene glycol,digol)	289.518	1.375.402	354.983	1.508.797
2909430000	Monobutyl ethers of ethylene glycol orof diethylene glycol	724.087	5.569.756	1.273.162	8.310.547
2909440000	Other monoalkylethers of ethyleneglycol or of diethylene glycol	117.102	2.703.820	285.588	4.240.298
2909490000	Other ether-alcohols, their halogenatedsulphonated, nitrated derivatives	540.312	2.931.792	1.211.485	7.277.064
2909500000	Ether-phenols, ether-alcohol-phenols &their halogenated, nitrated derivatives	36.409	91.297	551.702	1.403.395
2909600000	Alcohol peroxides, ether peroxides, ketone peroxides & their halogenated drv	123.182	546.384	282.790	1.254.082
2910100000	Oxirane (ethylene oxide)	0	15.903	0	73.414
2910200000	Methyloxirane (propylene oxide)	2.522.536	9.801.732	3.708.128	13.826.879
2910300000	1chloro2, 3epoxypropane(epichlorohydrin)	36.814	185.824	67.092	349.175
2910900000	Other epoxides, epoxyalcohols, epoxyphenols & their halogenated derivatives	1.770	5.191	8.078	89.690
2911000000	Acetals & hemiacetals, whether or notwith other oxygen function	3.728	7.723	36.060	129.604
2912111000	Formalin	0	92.226	0	75.195
2912119000	Other methanal (formaldehyde)	0	28	0	1.680
2912120000	Ethanal (acetaldehyde)	352	18.371	6.988	70.699
2912190000	Other acyclic aldehydes without otheroxygen function	164.178	494.203	628.417	1.839.524
2912210000	Benzaldehyde	1.990	9.308	4.796	30.732
2912290000	Other cyclic aldehydes without otheroxygen function	306.131	927.157	1.546.855	4.976.313
2912300000	Aldehyde-alcohols	3.483	37.690	25.026	430.290

https://www.bps.go.id

I.3. IMPOR MENURUT KOMODITI / *IMPORT BY HS COMMODITY*
***** MEI / *MAY 2010* *****

H S	Uraian Komoditi *Commodity Description*	Berat Bersih / *Net Weight* (Kg) Bulan ini *Current Month*	 Kumulatif *Cum.Jan. to date*	Nilai / *Value C.I.F* (US$) Bulan ini *Current Month*	 Kumulatif *Cum.Jan. to date*
2912410000	Vanillin (4-hydroxy-3-methoxybenzal-dehyde)	19.485	100.826	290.399	1.481.894
2912420000	Ethylvanillin (3-ethoxy-4-hydroxyben-zaldehyde)	48.095	113.012	889.454	2.017.271
2912490000	Other aldehyde-ethers,aldehyde-phenols& aldehydes with other oxygen function	10.201	33.304	53.404	235.970
2912500000	Cyclic polymers of aldehydes	807	23.852	8.535	165.650
2912600000	Paraformaldehyde	432.704	1.858.458	323.390	1.295.148
2913000000	Halogenated,sulphonated,nitrated or nitrosated derivat.of products of h 29.12	19.761	47.049	111.703	250.879
2914110000	Acetone	862.346	5.575.209	873.993	5.587.991
2914120000	Butanone (methyl ethyl ketone)	592.474	9.017.774	702.152	9.696.254
2914130000	4-methylpentan-2-one (methyl isobuthylketone)	505.371	1.592.684	1.102.419	3.124.310
2914190000	Other acyclic ketones without otheroxygen function	13.771	78.194	267.307	607.370
2914210000	Camphor	17.659	76.232	87.433	359.717
2914220000	Cyclohexanone and methylcyclohexanones	121.600	1.311.716	240.814	2.361.939
2914230000	Ionones and methylionones	38.577	152.403	464.111	1.980.861
2914290000	Other cyclanic, cyclenic or cycloterpepenic ketones without oth. oxygen func.	126.364	826.040	1.419.820	6.867.177
2914390000	Other aromatic ketones without otheroxygen function	13.541	26.674	109.917	320.084
2914400000	Ketone-alcohols and ketone-aldehydes	143.302	621.967	253.100	1.570.963
2914500000	Ketone-phenols & ketones without otheroxygen function	12.523	51.747	234.008	765.966
2914610000	Anthraquinone	10.000	10.240	71.000	73.884
2914690000	Other quinones	1.463	25.810	75.720	473.790
2914700000	Halogenated, sulphonated, nitrated ornitrosated derivatives	2.464	17.273	32.063	307.188
2915110000	Formic acid	118.110	864.383	105.303	810.748
2915120000	Salts of formic acid	70.905	1.289.015	59.729	791.884
2915130000	Esters of formic acid	23.040	93.016	80.003	337.468
2915210000	Acetic acid	9.255.293	41.737.990	4.553.421	20.307.388
2915240000	Acetic anhydride	16.800	108.870	26.544	163.931
2915290000	Other acetic acid and its salts	124.309	715.715	491.849	2.200.389
2915310000	Ethyl acetate	1.021.880	3.903.219	1.080.603	3.976.860
2915320000	Vinyl acetate	5.188.238	20.016.774	4.642.035	17.632.127
2915330000	N-butyl acetate	152.990	1.345.182	207.411	1.787.648
2915360000	Dinoseb (iso) acetate	16.000	50.037	26.112	79.002
2915390000	Other esters of acetic acid	734.278	4.055.951	1.992.113	9.716.825
2915400000	Mono-, di- or trichloroacetic acids,their salts and esters	242.088	1.078.720	314.750	1.234.202
2915500000	Propionic acids, its salts and esters	221.227	668.088	678.497	2.207.087
2915600000	Butanoic acids, pentanoic acids, theirsalts and esters	261.807	1.227.854	664.809	2.866.172
2915701000	Palmitic acid, its salts and esters	116.616	1.050.012	253.248	2.022.218
2915702000	Stearic acid	199.006	1.381.672	234.470	1.713.662
2915703000	Salts and esters of stearic acid	367.695	1.879.799	699.460	3.442.020
2915901000	Acetyl chloride	109.791	207.705	163.577	350.247
2915902000	Lauric acid, myristic acid, their saltsand esters	388.683	980.364	558.532	1.377.428
2915909000	Other saturated acyclic monocarboxylicacids & their anhydrides & halides	270.631	1.601.446	818.047	5.045.885
2916110000	Acrylic acid and its salts	719.647	3.264.891	1.378.453	5.446.795
2916120000	Esters of acrylic acid	4.330.986	12.032.635	8.170.066	21.479.591
2916130000	Methacrylic acid and its salts	31.776	348.168	80.785	917.632
2916141000	Methyl methacrylate	2.431.962	16.874.537	4.954.778	30.484.523
2916149000	Other esters of methacrylic acid	124.206	700.714	392.439	2.111.004
2916150000	Oleic,linoleic or linolenic acids,theirsalts and esters	24.524	96.766	74.811	321.616
2916190000	Oth unsaturated acyclic monocarboxylicacids, their anhydrides & halides	92.028	433.095	342.129	2.018.574
2916200000	Cyclanic, cyclenic or cycloterpenicmonocarboxylic acids, their anhydrides	76.047	398.892	2.248.129	11.244.082
2916310000	Benzoic acid, its salts and esters	574.261	3.029.486	869.733	4.713.263
2916320000	Benzoyl peroxide and benzoyl chloride	96.653	410.084	116.766	549.328
2916340000	Phenylacetic acid and its salt	0	19	0	570
2916350000	Esters of phenylacetic acid	760	1.217	17.171	29.137
2916360000	Binapacryl (iso)	6	6	1.812	1.812
2916391000	2,4-dichlorophenyl acetic acid & itssalts and esters	270.330	697.740	733.890	1.853.440
2916399000	Other aromatic monocarboxylic acids,their anhydrides, halides & peroxides	90.628	420.452	380.760	2.423.913
2917110000	Oxalic acid, its salts and esters	192.844	585.471	179.306	573.957
2917121000	Dioctyl adipate (doa)	276.026	784.063	716.638	1.804.711
2917129000	Other adipic acid, its salts & esters	133.172	295.367	345.635	787.174
2917130000	Azelaic acid, sebacic acid, their saltsand esters	29.499	98.534	147.469	461.052
2917140000	Maleic anhydride	26.275	355.547	49.456	503.759
2917190000	Other acyclic polycarboxylic acids,their anhydrides, halides & peroxides	130.171	708.909	359.612	1.845.317
2917200000	Cyclanic, cyclenic or cycloterpenicpolycarboxylic acids, their anhydrides	63.476	191.142	136.971	411.474
2917320000	Dioctyl orthophthalates	736.911	1.788.466	1.215.617	2.673.102
2917330000	Dinonyl or didecyl orthophthalates	265.854	1.068.290	535.880	2.032.353
2917340000	Other esters of orthophthalic acid	189.887	1.412.269	372.331	2.627.967
2917350000	Phthalic anhydride	1.440.101	6.214.710	1.728.242	7.199.036
2917360000	Terephthalic acid and its salts	1.265.907	10.341.544	1.291.767	9.915.101
2917370000	Dimethyl terephtalate	25.000	75.001	29.000	89.053
2917391000	Trioctyltrimellitate (totm)	101.458	245.040	133.005	355.279
2917392000	Other phthalic plasticizers & esters ofphthalic anhydride	99	156.329	1.726	246.313
2917399000	Other aromatic polycarboxylic acids,their anhydrides, halides & peroxides	424.672	2.507.970	544.018	3.563.991
2918110000	Lactic acid, its salts and esters	102.554	924.291	211.751	1.983.277
2918120000	Tartaric acid	3.040	152.153	11.371	396.773
2918130000	Salts and esters of tartaric acid	54.879	232.286	149.646	565.729
2918140000	Citric acid	2.977.746	13.520.582	2.941.084	12.717.227
2918151000	Calcium citrate	154.000	488.598	83.160	474.512
2918159000	Other salts and esters of citric acid	422.385	2.509.776	729.959	3.509.984
2918160000	Gluconic acid, its salts and esters	257.181	1.160.954	266.593	1.230.861

https://www.bps.go.id

I.3. IMPOR MENURUT KOMODITI / *IMPORT BY HS COMMODITY*
***** MEI / *MAY 2010* *****

H S	Uraian Komoditi *Commodity Description*	Berat Bersih / *Net Weight* (Kg) Bulan ini *Current Month*	 Kumulatif *Cum.Jan. to date*	Nilai / *Value C.I.F* (US$) Bulan ini *Current Month*	 Kumulatif *Cum.Jan. to date*
2918180000	Chlorobenzilate (iso)	33	33	167	167
2918190000	Oth carboxylic acids with alcohol function but without other oxygen function	178.413	1.071.130	431.629	2.290.233
2918210000	Salicylic acid and its salts	55.158	182.877	149.827	587.487
2918220000	O-acetylsalicylic acid,its salts andesters	40.854	207.720	144.943	625.813
2918230000	Other esters of salicylic acid & theirsalts	187.187	694.370	593.741	2.200.715
2918291000	Alkyl sulphonic ester of phenol	0	959	0	9.521
2918299000	Other carboxylic acids with phenol function but without other oxygen function	17.656	235.734	126.148	1.627.880
2918300000	Carboxylic acids with aldehyde/ketonefunction but without other oxygen func.	10.594	149.540	333.072	2.668.640
2918910000	2,4,5-t(iso) (2,4,5-trichlorophenoxyacetic	1.200	212.423	9.600	497.970
2918990000	Oth carboxylic acids with additionaloxygen function,their anhydrides,halides	83.881	409.732	522.506	3.561.563
2919100000	Tris(2,3-dibromopropyl) phosphate	15	26.005	187	143.886
2919900000	Oth.phosphoric esters,their salts,incllactophosphates, their halogenated	42.769	112.537	138.163	463.888
2920110000	Parathion (iso) & parathion-methyl (iso)	5.796	15.811	33.777	77.422
2920190000	Oth thiophosphoric esters,(phosphorothioates) & their salts	24.002	32.593	33.683	53.192
2920901000	Dimethyl sulphate (dms)	23.653	72.184	61.209	132.577
2920909000	Other esters of other inorganic acidsof non metals and their salts	54.968	332.896	97.889	656.958
2921110000	Methylamine, di- or trimethylamine andtheir salts	138.427	890.208	253.059	1.362.354
2921190000	Other acyclic monoamines & their derivatives; salts thereof	658.009	3.880.871	1.364.261	7.593.163
2921210000	Ethylenediamine and its salts	297.179	1.194.015	1.044.626	3.893.822
2921220000	Hexamethylenediamine and its salts	13.226	53.462	93.349	280.206
2921290000	Other acyclic polyamines & their derivatives; salts thereof	242.723	1.694.376	498.946	3.483.755
2921300000	Cyclanic, cyclenic or cycloterpenicmono-or polyamines,& their derivatives	717.083	3.217.361	1.561.379	6.862.164
2921410000	Aniline and its salts	243.232	929.381	618.002	2.284.592
2921420000	Aniline derivatives and their salts	69.028	295.229	181.909	764.576
2921430000	Toluidines & their derivatives; saltsthereof	18.048	30.749	44.263	107.779
2921440000	Diphenylamine & its derivatives; saltsthereof	1	7.392	12	64.808
2921450000	1-naphthylamine (alpha-naphthylamine),2-naphthylamine (beta-naphthylamine)	39.603	268.377	125.603	749.730
2921490000	Oth aromatic monoamines & their deri-vatives; salts thereof	17.214	59.421	25.792	187.618
2921510000	O-,m-,p-phenylenediam, diaminotoluenes & their derivatives; salts thereof	134.826	1.300.442	607.353	4.704.889
2921590000	Oth aromatic polyamines & their derivatives; salts thereof	307.343	1.038.861	1.525.868	5.867.002
2922110000	Monoethanolamine and its salts	139.148	630.629	226.131	922.752
2922120000	Diethanolamine and its salts	274.467	1.180.362	431.880	1.722.257
2922130000	Triethanolamine and its salts	55.539	424.146	97.313	738.144
2922191000	Ethambutol & its salts, esters & otherdrv suitable for produc of anti tbc pre	36.155	102.571	827.631	1.657.804
2922192000	D-2-amino-normal-butyl-alcohol	3.294	61.727	7.529	202.136
2922199000	Oth amino-alcohols,phenylpropanolamin hcl, tramadol, ketamin hcl	19.683	206.169	790.991	4.503.815
2922210000	Amino hydroxynaphthalene sulphonicacids and their salts	165.510	473.457	569.792	1.711.123
2922290000	Other amino-naphthols & other aminophenols	15.139	157.479	156.870	918.856
2922310000	Amfepramone (inn), methadone (inn) &normethadone (inn); salts thereof	0	70	0	29.750
2922390000	Other amino-aldehydes,amino-ketones& aminno-quinones	1.438	5.084	50.508	137.035
2922410000	Lysine and its esters; salts thereof	418.227	2.112.267	657.621	3.543.912
2922421000	Glutamic acid	874	30.941	4.970	240.382
2922422000	Monosodium glutamate	1.639.079	5.792.379	2.096.092	7.361.464
2922429000	Salts of glutamic acid	611	11.270	6.561	109.342
2922430000	Anthranilic acid and its salts	82	82	1.055	1.055
2922491000	Mephenamic acid and its salts	50.482	200.737	310.804	1.841.685
2922499000	Oth amino acids,o.t.t containing morethan one kind of oxygen function	97.747	1.086.258	818.420	7.576.612
2922501000	P-aminosalicylic acid & its salts,esterand other derivatives	54.750	416.036	257.850	1.741.207
2922509000	Oth amino-alcohol-phenols,amino-acidphenols oth amino-comp with oxyg funct.	79.774	144.270	896.584	3.331.951
2923100000	Choline and its salts	778.653	2.917.967	924.046	3.347.176
2923201000	Lecithins, whether or not chemicallydefined	667.014	3.169.269	654.012	3.210.104
2923209000	Other phosphoaminolipids	322.623	1.253.883	457.978	1.980.536
2923900000	Oth quarternary ammonium salts andand hydroxides	436.073	2.502.041	507.443	3.564.092
2924120090	Other fluoroacetamide (iso), monocrothopos (iso), phosphamidon (iso)	50	14.811	4.325	96.698
2924190000	Oth acyclic amides (including acycliccarbamates), & their thrf, salts thrf	323.653	982.422	977.409	3.387.962
2924211000	4-ethoxyphenylurea (dulcin)	0	500	0	4.280
2924212000	Diuron and monouron	1	11.141	22	33.975
2924219000	Other ureines & their derivatives;saltsthereof	50.682	145.599	217.166	742.140
2924291000	Aspartame	102.649	399.564	1.665.502	6.888.204
2924292000	Butylphenylmethyl carbamate, methylisopropyl phenyl carbamate	80.000	335.210	231.040	1.070.476
2924299010	Asetaminophen (paracetamol), salycylmide, ethoxybenzamide	485.619	2.879.929	2.007.018	11.570.663
2924299090	Oth carboxyamide-function compounds	132.848	906.237	1.912.980	11.114.323
2925110000	Saccharin and its salts	20.709	185.157	183.038	879.840
2925190000	Other imides & their derivatives, saltsthereof	14.883	92.916	57.090	513.511
2925210000	Chlordimeform (iso)	0	16	0	549
2925290000	Other imines and their derivatives;and salts thereof	31.675	146.777	232.465	894.295
2926100000	Acrylonitrile	916.720	3.600.205	2.525.042	7.611.557
2926200000	1-cyanoguanidine (dicyandiamide)	56.222	106.774	94.134	180.201
2926900000	Other nitrile-function compounds.	110.029	564.947	2.850.476	18.730.172
2927001000	Azodicarbonamide	376.400	1.597.115	815.711	3.513.503
2927009000	Oth diazo-, azo- or azoxy-compounds.	19.475	573.665	57.074	1.580.114
2928001000	Linuron	974	1.843	6.240	12.625
2928009000	Other organic derivatives of hidrazineor of hydroxylamine	34.035	134.181	155.642	1.488.977
2929100000	Isocyanates	4.094.797	19.791.636	8.351.254	40.718.360
2929901000	Sodium cyclamate	0	64.000	0	115.510
2929909000	Other compounds with other nitrogenfunction	15	33.692	100.408	666.701
2930200000	Thiocarbamates and dithiocarbamates	416.828	1.317.605	2.350.748	7.261.522
2930300000	Thiuram mono, di or tetrasulphides	12.285	66.574	36.193	227.397

https://www.bps.go.id

I.3. IMPOR MENURUT KOMODITI / *IMPORT BY HS COMMODITY*
***** MEI / *MAY 2010* *****

H S	Uraian Komoditi *Commodity Description*	Berat Bersih / *Net Weight* (Kg) Bulan ini *Current Month*	Kumulatif *Cum.Jan. to date*	Nilai / *Value C.I.F* (US$) Bulan ini *Current Month*	Kumulatif *Cum.Jan. to date*
2930400000	Methionine	1.802.720	8.107.357	7.643.001	34.929.157
2930500000	Captafol (iso) & methamidophos (iso)	0	300.432	0	722.178
2930900000	Other organo-sulphur compounds	671.518	3.647.560	3.075.734	15.076.045
2931001000	Tetraethyl lead	2.285	148.509	21.962	555.880
2931002000	N-(phosphonomethyl)glycine and saltsthereof	1.451.888	8.214.678	5.605.546	32.587.796
2931003000	Ethephone	31.278	152.778	90.634	462.159
2931004000	Organo-arsenic compounds	0	7.000	0	84.000
2931009000	Other organo-inorganic compounds	259.629	1.684.892	842.957	5.098.461
2932110000	Tetrahydrofuran	14.634	89.728	49.503	262.903
2932120000	2-furaldehyde (furfuraldehyde)	20.714	26.379	45.584	88.884
2932130000	Furfuryl alcohol and tetrahydrofurfurylalcohol	154.016	361.608	275.735	603.022
2932190000	Oth compounds containing an unfusedfuran ring in the structure	16.422	55.092	691.801	2.820.188
2932210000	Coumarin, methylcoumarins &ethylcoumarins	19.397	82.362	230.988	840.368
2932290000	Other lactones	53.252	331.227	555.139	2.846.022
2932930000	Piperonal	3.000	31.680	79.500	827.655
2932950000	Tetrahydrocannabinols (all isomers)	0	30	0	1.200
2932991000	Carbofuran	165.906	646.466	2.050.416	7.544.921
2932999000	Other heterocyclic compound withoxygen hetero-atom(s) only.	54.145	1.943.775	1.457.278	10.664.348
2933111000	Dipyrone (antalgin)	35.340	222.222	315.122	1.560.337
2933119000	Other phenazone (antipyrin) and itsderivatives	2.003	116.664	38.797	1.517.741
2933190000	Oth compounds containing an unfusedpyrazole ring in the structure	12.183	155.524	166.983	4.232.990
2933210000	Hydantoin and its derivatives	40.955	156.308	119.025	564.739
2933291000	Cimetidine	1.756	12.374	49.450	357.254
2933299000	Oth compounds containing an unfusedimidazole ring in the structure	14.250	250.539	541.129	2.821.894
2933310000	Pyridine and its salts	54.551	474.687	479.633	2.154.981
2933320000	Piperidine and its salts	0	69	0	10.955
2933330000	Alfentanil (inn), anileridine (inn),bezitramide (inn), bromazepam (inn)	103	128	75.026	125.023
2933391000	Chlorpheniramine and isoniazid	8.973	61.395	80.822	853.357
2933392000	Isonicotinic acid hydrazide,& its saltsesters,derived of pharmaceutical grade	0	44	0	2.961
2933393000	Paraquat salts	1.053.304	6.425.148	2.554.727	19.397.339
2933399000	Oth compounds containing an unfusedpyridine ring in the structure	137.670	1.242.014	1.849.320	14.286.894
2933490000	Oth compounds containing in the struc.a quinoline or isoquinoline ring-system	19.168	183.607	328.063	2.067.968
2933520000	Malonylurea (barbituric acid) and itssalts	1	10	288	1.456
2933530000	Allobarbital(inn),amobarbital(inn), barbital(inn),butalbital(inn),butobarbital	20	50	1.457	3.462
2933540000	Other derivatives of malonylurea(barbituric acid), salts thereof	3	18	354	1.584
2933591000	Diazinon	0	16.000	0	96.000
2933599000	Oth compounds contain a pyrimidinering or piperazine ring in the structur	35.961	314.377	1.607.953	8.374.115
2933610000	Melamine	1.388.642	4.780.667	1.845.505	6.581.249
2933690000	Oth compounds containing an unfusedtriazine ring in the structure	304.770	2.336.290	660.855	4.845.554
2933710000	6-hexanelactam (epsilon-caprolactam)	4.818.000	22.846.904	11.815.770	52.639.241
2933720000	Clobazam (inn) and methyprylon (inn)	0	70	0	333.393
2933790000	Other lactams	8.429	130.161	146.994	869.318
2933910000	Alprazolam(inn), camazepam(inn),chlordiazepoxide(inn), clonazepam	5.840	9.561	55.047	420.464
2933991000	Mebendazole and parbendazole	8.603	17.560	170.227	350.974
2933999000	Other heterocyclic compounds with nitrogen hetero-atom(s) only.	287.201	1.015.495	1.580.550	8.723.281
2934100000	Compounds containing an unfusedthiazole ring in the	42.827	129.422	294.642	1.008.508
2934200000	Comp containing in the structure a benzothiazole rind-system, not futher fused	203.165	980.791	691.819	2.955.905
2934300000	Comp containing in the structure a phenothiazine ring-system,not further fused	12.052	74.935	116.301	559.152
2934910000	Aminorex(inn), brotizolam(inn), clotiazepam(inn),cloxazolam(inn),oxazolam	1.296	6.629	51.250	130.909
2934991000	Nucleic acid and its salts	46	49.717	14.528	501.185
2934992000	Sultones, sultams, diltiazem	117	19.101	21.070	1.664.430
2934993000	6-amino penicillanic acid	7.204	126.439	45.975	850.825
2934999000	Other nucleic acids and their salts,whether or not chemically defined	121.993	529.098	3.664.263	17.611.751
2935000000	Sulphonamides.	110.998	549.485	1.773.443	9.439.119
2936210000	Vitamins a & their derivatives	42.346	111.475	966.530	2.757.414
2936220000	Vitamins b1 & its derivatives	27.315	146.313	544.466	2.888.849
2936230000	Vitamin b2 & its derivatives	14.412	55.746	548.341	1.928.133
2936240000	D-or dl-pantothenic acid (vit b3or vit b5 & its derivatives	37.320	213.843	444.174	2.422.392
2936250000	Vitamin b6 & its derivatives	18.710	189.172	327.562	2.730.072
2936260000	Vitamin b12 & its derivatives	3.775	17.716	429.371	1.466.869
2936270000	Vitamin c & its derivatives	234.181	1.391.027	2.388.205	16.457.025
2936280000	Vitamin e & its derivatives	71.999	296.813	1.403.388	6.928.239
2936290000	Oth vitamins & their derivatives	106.634	491.718	1.275.137	6.639.880
2936900000	Oth vitamin, incl natural concentrates	212.749	1.039.574	1.433.943	7.433.285
2937120000	Insulin & its salts	0	317	0	88.496
2937190000	Oth polupeptide hormones, proteinhormones	57	377	33.908	166.382
2937210000	Cortisone,hydrocortisone, prednisone &prednisolone (dehydrohydro cortison)	500	5.309	413.075	1.863.172
2937220000	Halogenated derivatives ofcorticosteroidal hormones	84	1.462	484.005	2.833.510
2937230000	Oestrogens & progestogens	1.392	5.791	1.587.276	6.243.941
2937290000	Oth steroidal hormones	249	4.259	377.400	1.713.656
2937310000	Epinephrine	0	1	0	23.686
2937390000	Oth catecholamine hormones	0	6	0	400
2937400000	Amino-acid derivatives	380	4.280	76.080	476.491
2937500000	Prostaglandins,thromboxanes &leukotrienes & their derivatives	0	4	0	9.686
2937900000	Oth hormones	0	8	0	22.238
2938100000	Rutoside (rutin) & its derivatives	150	1.664	3.975	38.810
2938900000	Oth glycoside, natural or reproduc andtheir salts, ethers, esters & oth drv	1.893	8.747	70.484	299.600
2939110000	Concent of poppy straw, buprenorphinecodein,ethylmorphin,etorphine,heroin	0	576	0	283.362

https://www.bps.go.id

I.3. IMPOR MENURUT KOMODITI / *IMPORT BY HS COMMODITY*
***** MEI / *MAY 2010* *****

H S	Uraian Komoditi *Commodity Description*	Berat Bersih / *Net Weight* (Kg) Bulan ini *Current Month*	 Kumulatif *Cum.Jan. to date*	Nilai / *Value C.I.F* (US$) Bulan ini *Current Month*	 Kumulatif *Cum.Jan. to date*
2939190000	Oth alkaloids of opium	1.004	3.470	139.332	521.377
2939200000	Alkaloids of chinchona andtheir derivatives, salts thereof	2.000	5.179	186.000	488.190
2939300000	Caffeine & its salts	56.898	412.593	606.543	3.575.267
2939410000	Ephedrine & its salts	1.159	3.883	64.525	205.838
2939420000	Pseudoephedrine (inn) & its salts	766	20.094	43.225	1.035.894
2939490010	Phenylpropanolamine hcl (ppa)	3.425	14.275	138.804	567.246
2939490090	Other ephedrines and their salts	4	4	100	100
2939510000	Fenetyline(inn) & its salts	0	247	0	13.650
2939590000	Oth theophylline & aminoophylline	19.367	52.626	293.507	865.547
2939610000	Ergometrine (inn) & its salts	0	6	0	31.933
2939620000	Ergotamine (inn) & its salts	0	1	0	17.939
2939690000	Oth alkaloids of rye ergot	1	42	28.000	173.835
2939919000	Oth cocaine, levometamfetamine	0	285	0	93.000
2939991000	Nicotine sulphate	4	11	678	1.357
2939999000	Oth vegetable alkaloids, natural orreproduc by synthesis & their salts	91	9.950	78.803	1.123.795
2940000000	Sugars, chemically pure, oth thansucrose, lactose, maltose	89.971	436.484	471.752	2.457.717
2941101100	Amoxicillins & its salts non-sterile	20.500	134.802	628.650	4.239.624
2941101900	Oth amoxicillins	1.673	57.015	125.633	1.944.046
2941102000	Ampicillin & its salts	28.088	93.304	1.197.965	3.872.321
2941109000	Other penicillins, their derivatvs withpenicillanic acid structure; salts thrf	14.364	112.009	845.704	5.017.204
2941200000	Streptomycins & their derivated, salttthereof	516	3.218	13.979	100.299
2941300000	Tetracyclines & their derivated, salttthereof	26.533	117.710	411.863	1.771.994
2941400000	Chloramphenicol & its derivated, salttthereof	11.281	46.669	323.957	1.272.461
2941500000	Erythromycin & its derivated, salttthereof	2.291	16.852	513.932	1.978.299
2941900000	Oth antibiotics(rifampicin, cephalosporin, their deriv,salts thrf, quinolon)	140.119	655.161	5.559.636	23.053.704
2942000000	Oth organic compounds.	184.831	824.083	1.034.268	4.689.817
3001200000	Extracts of glands or oth organsor of their secretions	450	42.662	40.734	221.857
3001900000	Oth human or animal substanc. prepar.for therapeutic/prophylactic uses, nes	151	161	20.200	90.760
3002101000	Plasma protein solution	905	1.186	238.380	313.996
3002102000	Antisera & modified immunologicalprods with or not obtain	71	1.863	165.400	751.042
3002109000	Oth antisera & blood fractions & modifimmunological prods	9.343	44.697	2.463.686	11.905.412
3002209010	Hepatitis vaccine	359	6.197	194.530	1.312.974
3002209090	Oth vaccine for human medicine	11.434	34.304	3.253.217	10.807.702
3002300000	Vaccines for veterinary medicine	45.935	282.530	2.255.346	11.113.492
3002900000	Oth human blood; animal blood prepfor therapeutic	11.489	70.577	618.502	4.281.439
3003101000	Medicaments cont amoxicllin (inn) notput up in measur doses-for retail sale	0	4.038	0	60.868
3003102000	Medicaments cont ampicillin (inn) notput up in measur doses-for retail sale	0	200	0	17.600
3003109000	Oth medicam cont penicllins or drv notput up in measur. doses - for ret sale	56	56	543	543
3003200000	Medicaments cont oth antibiotics	744	6.652	200.811	1.487.496
3003310000	Medicaments cont insulin not put up inmeasur. doses - for ret sale	0	3.658	0	338.178
3003390000	Oth medicaments cont hormones oroth prod. - for retai sale	1.816	28.799	54.561	405.728
3003400090	Oth medicaments cont alkaloids orderivated thrf but not cont hormones	3.008	4.967	968.969	1.686.952
3003900000	Oth medicaments cont >=2 constituent	3.245	154.253	371.031	3.852.242
3004101600	Containing ampicillin,amoxycillin orsalts thereof, of a kind taken orally	0	801	0	27.358
3004101900	Oth medicam cont penicillins or drv putup in measured doses-for retail sale	14.612	75.702	151.793	462.261
3004102100	Medicam cont streptomycs-ointmentput up in measur doses-for retail sale	0	490	0	49.609
3004102900	Medicam cont oth streptomycins ortherderivat other than ointment	1.945	4.403	92.053	533.801
3004203100	Medicam cont erythromycin or drvthereof for taking orally	0	595	0	193.284
3004203900	Medicaments cont erythromycin or drvother for taking oralling or ointment	0	685	0	258.171
3004207100	Medicam cont tetracyclilns or drvthereof for taking orally	0	144	0	10.300
3004207900	Medicam cont chloramphenicols or drvother for taking oralling or ointment	1.659	50.149	138.797	1.083.153
3004209100	Medicam cont linc, sulf,iso,pyr or drvthereof for taking orally	2.604	9.955	78.993	629.671
3004209900	Medicam cont gentamycins or drvthereof for injection	64.755	171.889	1.301.768	3.424.687
3004310000	Medicam cont insulin-but not contantibiotics	3.003	14.378	1.191.913	5.705.948
3004329000	Medic cont oth corticosteroid hormone	111	4.524	12.828	567.427
3004390000	Oth medicam cont hormon, adrenalin, othprod of hd 29.37, not cont insuline	2.809	243.523	465.583	3.828.241
3004401000	Medicam cont morphine/its derivativesfor injection	0	1.366	0	137.248
3004404000	Medicamt cont quinine or its salts &antimalaria subtances	0	570	0	33.200
3004409010	Medicaments cont morphine or its drv,for taking orally	0	206	0	59.719
3004409090	Medicaments cont morphine or its drv,not for taking orally	11.205	67.923	101.000	693.162
3004501000	Oth medicam cont syrups & drops ofvitamins of a kind suitable for children	9.788	45.468	86.992	395.032
3004508900	Medicam cont oth b complex vitamin	3.840	13.782	208.077	422.708
3004509000	Oth medicaments cont vitamins oroth prods of heading 29.36	21.001	211.638	309.598	2.968.381
3004901000	Specialised medicines for cancer,aids or oth intractable diseases	5.612	19.229	1.393.876	8.997.241
3004902000	Oth medicamt put up in measuredosesclosed sterile water for	3.104	4.342	290.007	583.828
3004903000	Antiseptics	20.136	47.634	68.184	185.575
3004904100	Anaesthetics cont procainehydrochloride	0	3	0	64
3004904900	Oth anaesthetics cont ketaminlidocain	108	8.097	59.367	694.501
3004905100	Analgesics,antipyretics & oth medicamcont acetyl salicylic acid	419	829	21.069	43.035
3004905900	Oth analgesics, antipyretics & medcont chlorp maleat,diclof, tramadol	6.485	27.744	137.883	916.900
3004906000	Antimalarials cont artemisinin,primaqartesunate or chloroquine (inn)	0	103	0	6.024
3004908000	Transdermal therapeutic systems (tts)patches for cancer or heart diseases	891	1.505	79.554	129.579
3004909100	Oth medicam put up in measur doses-cont sulpiride(inn),cimetidine,rantidin	209.757	1.137.079	249.100	1.520.482
3004909200	Oth medicam put up in measur doses-cont piroxicam(inn) or ibuprofen(inn)	43.200	50.672	22.680	121.332
3004909910	Oth medicam put up in measur doses-doses cont phenobarbital,	54	1.808	107.699	169.968
3004909990	Oth infusion fluids; nutritional orelectrolytic solutions	463.792	2.839.649	18.231.868	83.407.395
3005101000	Adhesive dressing & oth articles coverimpregnant w/ pharmaceutical substc	8.110	25.542	129.350	452.881
3005109000	Oth adhesive dressings & otharticles having an adhesive layer	21.015	80.085	297.962	1.121.285

http://www.bps.go.id

I.3. IMPOR MENURUT KOMODITI / *IMPORT BY HS COMMODITY*
***** MEI / *MAY 2010* *****

H S	Uraian Komoditi *Commodity Description*	Berat Bersih / *Net Weight* (Kg) Bulan ini *Current Month*	 Kumulatif *Cum.Jan. to date*	Nilai / *Value C.I.F* (US$) Bulan ini *Current Month*	 Kumulatif *Cum.Jan. to date*
3005901000	Bandages	14.097	82.246	98.361	744.568
3005902000	Gauze	13.723	15.954	61.523	91.566
3005909000	Oth wadding, impregnat/coated withpharmaceutic subst or put up in forms	12.365	73.447	378.226	1.375.117
3006101000	Sterile absorbable surgical or dentalyarn; sterile surgical or dental	0	9.233	0	453.170
3006109000	Sterile surgical catgut,similar sterilesuture matt & sterile tissue	2.416	32.780	456.883	2.480.627
3006200000	Blood-grouping reagents	1.324	4.448	241.283	476.531
3006302000	Reagents of microbial origin forveterinary	6	8	243	986
3006303000	Oth microbial diagnostic reagents	0	219	0	16.955
3006309000	Oth opacifyng prep for x-ray exam,diagnostic reagents design to be	216.672	1.400.983	481.136	2.821.787
3006401000	Dental cements & oth dental fillings	1.430	24.204	102.949	360.698
3006402000	Bone reconstruc cements	25	180	2.584	13.166
3006500000	First-aid boxes & kits	10.322	11.961	33.723	62.315
3006600000	Chemical contraceptive prepbased on hormones	10.352	67.096	723.164	2.297.842
3006700000	Gel prep designed to be used in humanor vet medic for parts of the body	249	16.103	11.237	309.322
3006910000	Appliances identifiable for ostomy use	872	6.000	157.486	179.356
3101001100	Supplement fertilizers in liquid form,not chemical treat-of solely vegetable	0	87.278	0	104.108
3101001900	Oth thn supplemnt fertilizr in liquidform,not chemicl treat solely vegetable	601.600	1.570.375	335.191	968.945
3101009100	Oth animal or vegetable fertilisers,supplement fertilizers in liquid form	0	9.144	0	32.400
3102100000	Urea, with or not in aqueous solution	6.400.058	13.148.568	2.253.720	4.646.741
3102210000	Ammonium sulphate	12.208.850	66.173.457	2.179.644	11.278.124
3102290000	Oth double salts & mix of ammoniumsulphate & ammonium nitrate	100.003	501.503	20.626	105.164
3102300000	Ammonium nitrate, with or not inaqueous solutions	44.317.975	148.355.145	22.742.677	77.271.530
3102400000	Mixt of ammonium nitrate with calciumcarbonate or oth inorganic non-fertilis	0	1.048.960	0	306.412
3102500000	Sodium nitrate	549.342	2.162.647	276.429	1.125.649
3102600000	Double salts & mixtures of calciumnitrate & ammonium nitrate	1.075.440	4.711.380	360.343	1.417.798
3102900000	Oth mineral or chem fertilisers,nitrogenous inc mixt	149	16.166	54	89.776
3103101000	Superphosphates, feed grade	0	2.000.000	0	400.000
3103109000	Other suoerphosphates	7.360.700	107.344.850	2.404.156	27.129.597
3103909000	Oth mineral or chemical fertilisers,phospatic	49.056.632	270.812.742	4.819.455	27.700.672
3104200000	Potassium chloride	337.514.528	802.098.914	137.877.110	337.167.062
3104300000	Potassium sulphate	1.123.709	2.998.452	545.234	1.570.866
3104900000	Oth potassium salts	1.873.442	23.415.457	904.073	9.624.265
3105100000	Mineral or chemic fertilisers,tablet orsimilar forms-pack of a weight < 10kg	14	2.834.830	535	1.452.659
3105200000	Mineral or chemical fertiliser cont theelements nitro,phosphor & potassium	17.164.138	86.523.125	8.961.800	45.564.782
3105300000	Diammonium hydrogenorthophosphate(diammonium phosphate)	4.930.600	50.098.082	2.444.406	19.788.453
3105400000	Ammonium dihydrogenorthophosphate(monoammonium phosphate)	4.362.500	9.217.991	2.169.940	4.638.695
3105510000	Oth mineral or chemical fertiliserscont nitrates & phosphates	247	10.959.059	3.040	3.100.068
3105590000	Oth mineral or chemical fertiliserscont nitrogen & phosphorus	737.785	17.067.762	478.947	6.966.109
3105600000	Mineral or chemical fertilisers contelements phosphorus & potassium	32.500	184.443	36.982	227.497
3105900000	Oth mineral or chemical fertilisers, intablets or in pack < 10kg	196.000	1.364.812	244.240	899.125
3201100000	Quebracho extract	34.683	123.653	90.560	283.126
3201200000	Wattle extract	77.468	272.274	86.125	322.678
3201901000	Gambier	6.712	8.492	22.262	24.864
3201909000	Oth tanning extract of vegetable origintannis & their salts, esters & oth drv	3.180	307.507	6.451	218.257
3202100000	Synthetic organic tanning substances	202.124	2.041.398	347.459	2.161.103
3202900000	Oth inorgan tanning subst;tanning prepwith or not cont natural tanning subs	51.230	1.153.212	76.439	1.373.280
3203001000	Coloring matter of vegetable or animalsuitable for use in food or drink	10.661	70.210	170.999	947.220
3203009000	Oth coloring matter of vegetable oranimal not suitable for use in food	10.123	144.579	44.272	799.106
3204111000	Disperse dyes crude & prep based& preparat based thereon, crude	302.985	1.737.781	1.505.744	7.483.898
3204119000	Other disperse dyes and preparationbased theron	895.875	3.919.704	3.501.991	15.262.534
3204121000	Aciddyes whether or not premetallised	35.153	196.270	222.127	1.075.569
3204129000	Oth acid dyes whether or not premetallised & preparation based thereon	31.362	162.192	212.292	980.024
3204130000	Basic dyes & preparat based thereon	114.120	384.671	469.361	1.611.098
3204140000	Direct dyes & preparat based thereon	545.032	2.472.988	1.675.526	7.439.404
3204150000	Vat dyes (incl those usable in thatstate pigments) & prep based thereon	111.923	943.491	811.565	4.678.989
3204160000	Reactive dyes & preparations basedthereof	794.068	4.048.599	3.807.900	18.289.344
3204170010	Synthet organ pigment in powder form	748.878	3.989.313	5.233.999	29.233.307
3204170090	Other pigments & preparat basedthereon	520.621	2.596.648	2.673.476	14.330.731
3204190000	Oth synthetic organic coloring matter,incl mix of coloring	579.358	2.434.955	1.401.876	7.068.558
3204200000	Synthetic organic prods of a kindused as fluorescent brightening agent	282.458	1.511.551	1.573.283	7.219.861
3204900000	Oth synthetic organic coloring,matter, w/ or not chemically defined	214.871	980.467	654.401	2.817.038
3205000000	Color lakes; preparat as specified inbased on color lakes	149.704	731.793	427.120	1.778.568
3206111000	Pigment base on titanium dioxidecont weight >= 80 %, on dry matter	5.405.315	22.038.669	12.464.244	50.787.669
3206119000	Preparate base on titanium dioxide,cont weight >= 80 %, on dry matter	216.043	1.638.616	710.161	4.848.368
3206191000	Pigment base on titanium dioxidecont weight < 80 %, on dry matter	153.684	584.711	685.828	2.279.490
3206199000	Preparate base on titanium dioxide,cont weight < 80 %, on dry matter	199.846	528.298	689.462	3.069.495
3206201000	Chrome yellow,chrome green,molybdatorange/red base on chromium comp	107.997	375.661	485.064	1.566.353
3206209000	Oth pigments & prep based onchromium compounds	9.889	235.232	87.514	921.068
3206411000	Preparations of inorganic pigmentsultramine pre based thereon	6.046	38.206	25.059	172.344
3206419000	Oth ultramarine & preparationsbased thereon	101.199	651.083	165.002	870.466
3206421000	Prep of inorganic pigments- litophonebased on sulphide	0	48.530	0	37.680
3206429000	Oth litophone & oth pigments & prepbased on sulphide	30.039	429.140	31.624	330.835
3206491000	Prep of inorganic pigment based on othhexacyanoferrat (ferro&ferrycyanides)	41.510	555.916	260.897	2.024.611
3206499000	Oth pigment & prep based on hexacyanoferrates(ferrocyanides & ferricyanides)	263.461	1.168.930	1.399.637	6.497.748
3206501000	Prep of inorganic pigment of akind used luminophores	68.263	229.529	392.565	1.285.334
3206509000	Oth inorganic prods of a kindused as luminophores	233.866	1.067.142	576.556	2.352.237
3207100000	Prepared pigments, prep opacifiersprep colors & similar prep	747.311	3.362.793	2.303.536	11.422.008
3207201000	Enamel frits	406.363	2.448.316	460.926	2.569.829

https://www.bps.go.id

I.3. IMPOR MENURUT KOMODITI / *IMPORT BY HS COMMODITY*
***** MEI / *MAY 2010* *****

H S	Uraian Komoditi *Commodity Description*	Berat Bersih / *Net Weight* (Kg) Bulan ini *Current Month*	 Kumulatif *Cum.Jan. to date*	Nilai / *Value C.I.F* (US$) Bulan ini *Current Month*	 Kumulatif *Cum.Jan. to date*
3207209000	Oth vitrifiable enamels & glazes,engobe (slips) similar prep	548.905	3.432.361	689.197	3.450.844
3207300000	Liquid lustres & similar preparations	36.843	155.698	265.494	1.042.215
3207400000	Glass frit & oth glass, in the formof powder granules or flakes	8.013.564	32.348.139	4.365.653	17.462.120
3208101100	Varnishes>100-c hr,based on polyesterfor dental use, dispersed in a non aqueo	220	7.372	1.470	27.675
3208101900	Oth varnishes based on polyesters<100-c hr,disper in a nonaqueous	70.596	363.445	470.480	1.788.659
3208109000	Other paints & varnishe (incl enamels &lacquers polyester dispers, non aqueous	312.367	1.592.453	1.352.324	6.415.927
3208204000	Anti-fouling/anti-corrosive paints forships hull base on acrylic/vinyl polymer	161.281	1.205.728	506.483	3.994.961
3208207000	Varnishes (including lacquers), of akind used in dentistry	23.273	81.581	80.276	248.487
3208209000	Other paints & varnishes (incl enamels&lacquers) based on acrylic/vinyl polymer	370.505	1.820.973	2.265.727	8.886.591
3208901100	Varnishes (incl.lacquers),exceed >=100Cheat-resistant used in dentistry	2.051	137.403	37.731	706.739
3208901900	Varnishes (incl.lacquers),exceed >=100Cheat-resistant used in oth than dentist	271.433	1.168.565	1.875.174	6.916.808
3208902900	Varnishes (incl.lacquers),exceed <100Cheat-resistant used in oth than dentist	261.170	1.165.750	1.339.514	5.723.192
3208909000	Oth paints & varnishesdispersin a nonaqueous	396.735	2.111.203	2.229.730	11.606.981
3209101000	Varnishes(inc lacquer)>100C hr-acrylicvinyl polymer, dispers in a aqueous	144.173	730.769	336.802	1.693.483
3209104000	Leather paints-based on acrylic orvinyl polymers dispers in a aqueous	4.908	42.948	12.340	90.299
3209105000	Anti-fouling/corrosive paints for shipshulls-acrylic/vynil polymers	8.819	86.082	28.687	104.582
3209109000	Oth paints & varnishes dispersa aqueous medium	270.859	1.408.522	508.381	2.945.361
3209900000	Oth paints based on others varnishesdispers in a aqueous medium	620.979	2.917.530	1.803.449	7.785.508
3210001100	Varnishes (incl lacquers) > =100C hrof a kind used for finishing leather	0	10.336	0	36.375
3210001900	Varnishes (incl lacquers) < 100C hrof a kind used for finishing leather	3.172	48.507	39.341	281.371
3210003000	Prepared water pigments of a kindused for finishing leather	29.855	205.878	103.460	494.340
3210005000	Polyurethane tar coatingof a kind used for finishing leather	15.788	72.209	84.927	353.623
3210009000	Other paints & varnishesof a kind used for finishing leather	151.566	752.854	434.229	2.741.758
3211000000	Prepared driers	58.754	260.918	241.497	972.735
3212100000	Stamping foils	84.044	274.796	307.424	1.623.332
3212901100	Aluminium paste	183.841	742.977	917.856	4.608.806
3212901200	Oth pigments (incl metallic powder &flakes),for leather-dispers,non aqueous	16.971	119.204	37.019	259.095
3212901900	Oth pigments (incl metallic powder &flakes), dispers in non-aqueous media	112.706	201.132	474.428	1.114.036
3212902100	Dyes or oth coloring matter in formsfor ret sale-suitable for food or drink	360	407	11.048	12.002
3212902900	Oth dyes or oth coloring matter informs or pack for retail sale	28.028	191.308	619.625	1.731.327
3213100000	Colors in set, in tablet, tubes, jars,bottles, pans or in similar forms/pack	58.515	258.248	330.437	1.131.449
3213900000	Oth artist, students or signboard, intablet,tubes,jars,bottles, pans or other	22.540	120.161	91.477	780.343
3214100000	Glaziers putty, grafting putty, cementscaulking compound	326.761	1.979.397	1.244.537	7.218.240
3214900000	Oth painters fillings; non-refractorysurfacing preparat for facades	785.343	3.366.658	1.404.351	5.197.410
3215111000	Printing uv curable inks-black	10.981	47.780	131.928	691.552
3215119000	Printing other than uv curable inks-black	129.462	689.854	688.336	3.861.361
3215190000	Printing inks, other than black	521.485	2.421.646	4.897.414	22.581.051
3215901000	Carbon mass for one time carbon paper	48.455	142.927	70.400	250.423
3215906000	Drawing ink and writing ink	28.470	128.084	194.207	1.082.819
3215909000	Oth printing ink, writing/drawing inkwith or not concentrated or solid	112.218	457.070	901.600	2.713.320
3301120000	Pharmaceutical grade - of orange andoth essential oils of orange	44.563	229.214	199.812	1.130.652
3301130000	Pharmaceutical grade - of lemone andoth essential oils of lemone	2.512	29.247	58.240	940.731
3301190000	Other essential oils of citrus fruit	204.197	1.006.602	470.616	1.805.786
3301240000	Essential oils - of peppermint(mentha piperita)	9.354	75.652	130.406	626.820
3301250000	Pharmaceutical grade - of oth mintsoth essential oils of oth mints	31.922	115.230	63.723	455.608
3301291100	Pharmaceutical grade of lemon grass ofcitronela, cinnamon, ginger, cardamon	2.200	27.385	13.310	213.331
3301291200	Pharmaceutical grade of sandalwood	0	308	0	260
3301291900	Oth pharmaceutical grade-essential oilsoth than those of citronella	52.810	610.744	259.681	4.010.984
3301299100	Oth pharmaceutical grade of lemongrass of citronella, cinnamon, ginger	32	2.032	412	86.097
3301299900	Oth essential oils-oth thanpharmaceutical grade	49.494	302.202	835.628	3.900.573
3301300000	Resinoids	11.762	55.833	165.495	556.574
3301901000	Aqueous distillates & solutions ofessential oils suitable for medic use	0	27.063	0	41.113
3301909000	Oth essential oils (terpeneless or not),incl concretes& absolutes; resinoids	66.094	263.872	785.396	2.363.673
3302101000	Odoriferous alcoholic prep for thealcohol beverages, liquid form	578	800	7.480	10.057
3302109000	Oth mixed of odoriferous of a kind usedin the food or drink industries	219.978	732.030	2.074.078	7.930.894
3302900000	Oth prep based on odoriferous substancesfor the manufacture of beverages	1.881.646	8.954.137	22.923.248	117.502.273
3303000000	Perfumes & toilet waters	93.216	301.179	3.010.601	7.913.958
3304100000	Lip make-up preparations	17.976	89.857	367.853	2.136.788
3304200000	Eye make-up preparations	19.756	118.554	382.018	3.055.610
3304300000	Manicure or pedicure preparation	1.884	39.903	26.039	421.943
3304910000	Powders, whether or not compressed	53.303	206.568	626.034	3.088.133
3304991000	Face & skin creams & lotions	307.671	2.061.085	2.999.621	16.433.463
3304992000	Anti-acne creams	0	310	0	14.084
3304999000	Oth beauty/make-up prep & prep for thecare of the skin (oth than medicamts)	84.320	538.031	1.445.980	7.075.432
3305100000	Anti-mycosis shampoos & othershampoos	1.771.873	9.757.910	6.921.217	40.269.301
3305200000	Preparat for permanent waving orstraigtening	91.940	157.214	226.308	579.077
3305300000	Hair lacquers	9.957	60.218	61.900	561.639
3305900000	Others preparations for use on the hair	294.416	1.547.928	1.580.454	7.376.086
3306101000	Prophylactic pastes & powders	2.883	356.480	57.471	1.831.230
3306109000	Others dentifrices	12.152	30.837	48.029	100.044
3306200000	Yarn used to clean between the teeth(denital-floss)	1.372	1.813	20.951	29.359
3306900000	Oth prep for oral/dental hygiene, incl.denture fix-ative pastes & powder,retail	230.125	289.788	409.554	623.788
3307100000	Pre-shave, shaving or after-shavepreparations	7.044	24.125	56.491	241.617
3307200000	Personal deodorants & antiperspirants	109.115	462.263	783.132	3.634.156
3307300000	Perfumed bath salts & oth bathpreparations	34.832	268.985	86.997	554.221
3307410000	Oth agarbatti & oth odoriferous prep.which operate by burning	245.187	1.335.757	187.453	1.064.901
3307491000	Room perfuming preparations	29.792	153.603	205.846	1.038.913
3307499000	Oth prep for perfuming or deodor rooms,incl odoriferous preparat use religious	234.678	534.657	406.327	1.639.043

http://www.bps.go.id

I.3. IMPOR MENURUT KOMODITI / *IMPORT BY HS COMMODITY*
***** MEI / *MAY 2010* *****

H S	Uraian Komoditi *Commodity Description*	Berat Bersih / *Net Weight* (Kg) Bulan ini *Current Month*	 Kumulatif *Cum.Jan. to date*	Nilai / *Value C.I.F* (US$) Bulan ini *Current Month*	 Kumulatif *Cum.Jan. to date*
3307901000	Animal toilet preparations	0	26.109	0	50.280
3307902000	Contact lens solution	69.136	215.508	299.899	900.859
3307903000	Papers & tissues, impregnated or coatedwith perfume or cosmetics	477	1.318	4.689	42.207
3307909000	Oth pre-shave, cosmetic or toilet prep,prep rooms deodorisers, w/ or perfuming	10.343	29.184	75.237	407.472
3401111000	Soap, organic surface-active-for toiletuse-medicated prods	100.949	425.089	156.356	1.064.882
3401112000	Bath soap	27.702	615.658	114.161	1.389.994
3401119000	Oth soap & organic surface fortoilet use	6.798	37.180	34.232	304.506
3401199000	Oth soap & organic surface other thanfor toilet use	37.215	53.927	16.454	60.973
3401201000	Soap in oth form for flotation deinkingor recycled paper	0	227	0	2.640
3401209000	Soap in oth forms, other than chips	162.861	1.141.839	424.710	2.367.637
3401300000	Organic surface-active prods & prep forwashing in the liquid, put for ret sale	15.034	86.655	174.072	927.402
3402111000	Organic surface-active agents, with/notfor retail sale; sulphated fatty alcohol	37.292	279.484	72.993	725.402
3402112000	Wetting agents used in the manufactureof herbicide	11.627	27.524	31.908	80.694
3402119000	Oth anionic-organic surface-active agentwith or not put up for retail sale	635.398	2.741.259	1.413.515	5.380.911
3402121000	Wetting agents used in the manuf ofherbiced-cationic	576	86.890	3.953	158.481
3402129000	Oth cationic-organic surface-activeagent with/not put up for retail sale	533.598	3.297.870	1.211.877	7.843.982
3402130000	Organic surface-active agents,with ornot for retail sale; non-ionic	1.827.640	11.065.216	4.235.341	23.621.256
3402190000	Oth organic surface-active agents,withor not up for retail sale	752.790	4.647.549	1.691.405	10.113.667
3402201100	Anionic surface active prep. in liquidform-put up for retail sale	12.721	112.424	61.519	412.752
3402201200	Anionic washing prep & cleaning prep,incl bleach cleans,liquid form, retail	35.425	130.766	233.464	954.022
3402201300	Oth surface active preparations- inliquid form, for retail sale	83.615	261.838	100.767	342.531
3402201900	Oth wash prep & clean prep,incl bleachcleans & degreas prep,liquid, retail	177.856	646.168	496.263	2.277.693
3402209100	Anionic surface active prep. oth thanin liquid form-for retail sale	595	89.524	7.030	86.069
3402209200	Anionic washing prep &clean prep, inclbleach,cleans-oth than liquid,retail	2.981	12.305	8.378	62.490
3402209300	Oth surface active preparation-oth thanin liquid-for retail sale	2.635	5.452	13.691	29.038
3402209900	Oth wash prep & clean prep,incl bleachcleans, oth than liquid, retail sale	89.332	479.147	202.538	1.166.575
3402901100	Anionic surface active preparat-liquidnot put up for retail sale	504.750	1.399.454	1.148.912	3.246.289
3402901200	Oth anionic wash prep & clean prep,incl bleach,liquid,not for retail sale	45.284	519.860	195.158	1.638.096
3402901300	Anionic washing prep.or cleaningincl.bleaching, cleansing or degreasing	209.750	2.126.389	473.578	2.984.635
3402901400	Oth organic surface active in liquidform, wetting agents	15.455	94.358	27.779	194.344
3402901500	Oth organic surface active in liquidform, not wetting agents	79.556	693.716	501.500	2.476.756
3402901900	Oth wash prep & clean prep,incl bleachcleans, in liquid-not for retail sale	241.605	1.227.519	522.381	2.798.126
3402909100	Anionic surface active preparations,oththan liquid- not for retail sale	2.158	76.363	7.012	239.615
3402909200	Anionic wash prep & clean prep,inclbleach,cleans-not liquid-not retail	260.420	1.615.711	334.997	1.278.060
3402909300	Anionic surface-active prep,not liquidform not for retail sale	227.497	1.240.944	205.700	1.097.774
3402909400	Anionic surface-active prep, not liquidform, wetting agents not for retail sale	3.362	15.840	20.727	283.481
3402909500	Anionic surface-active prep, not liquidform,not wett agents not for retail sale	988.395	5.927.502	1.267.840	7.409.917
3402909900	Oth wash/lean prep,incl bleach cleansoth than liquid-not for retail sale	374.257	1.744.962	939.283	5.946.750
3403111100	Liquid lubricating oil prep, for treatmof textile,or oth materials, cont petrol	26.445	335.785	110.731	969.650
3403111900	Oth liquid preprtion for the treatmenttextile or oth materials, cont petroleum	9.530	61.590	19.642	151.248
3403119000	Oth prepar for the treatment of textilematerials,oth than liquid,cont petroleum	212.112	361.486	581.007	1.256.213
3403191100	Liquid oil for aircraft engine cont.petroils/oils obtain. bituminous mineral	20.414	84.213	48.176	346.418
3403191200	Other liquid prep content silicone oil,cont petrole oils,or bituminous mineral	41	323	186	3.925
3403191900	Other liquid for other purposes contpetrol oil or bituminous mineral oils	2.173.248	11.741.753	4.413.074	23.702.345
3403199000	Oth lubricating prep cont petroleum oil	650.227	4.684.586	1.802.010	12.217.737
3403911100	Liquid prep cont silicone oil-for treatof textile,or oth matt,not cont petrol	15.634	229.590	67.746	1.038.831
3403911900	Liquid prep for treatment of textilemater,not cont petroleum oil & silicone	292.150	1.203.102	713.485	3.098.747
3403919000	Liquid preparat for treatment of textilor the materials, not cont petroleum oil	795.068	3.354.330	2.040.160	8.547.534
3403991100	Liquid oil for aircraft engine not contpetroleum oils or oils obtain bitumin	1.131	3.168	3.949	57.243
3403991200	Other liquid prep content silicone oilcont petrol oil,or bituminous mineral	0	117	0	1.109
3403991900	Other liquid for other purpose not contpetroleum oil or bituminous mineral oils	36.722	218.530	267.991	909.518
3403999000	Preparat for treat of textile,leatheroth mater,not cont petrol oil,not liquid	327.460	1.492.790	1.299.950	6.194.202
3404200000	Artificial waxes & prepared waxes,ofpoly(oxyethylene) (polyethylene glycol)	340.381	1.464.200	749.007	3.137.313
3404900000	Oth artificial waxes & prepared waxes.	1.326.244	6.054.877	2.773.710	12.957.231
3405100000	Polishes, creams & similar preparat forwear or leather	18.306	85.197	154.342	622.082
3405200000	Polishes,creams & similar prep for themaintenance of wooden furniture	748	12.609	6.264	38.466
3405300000	Polishes & similar prep for coachwork,other than metal polishes	35.976	98.949	68.757	258.824
3405401000	Abrasive lapping & honing,in the formof flour,scouring pastes & powder	403	21.867	4.881	54.614
3405409000	Oth scouring pastes & powders & otherscouring preparations	57.306	230.033	207.806	1.130.559
3405901000	Metal polishers	31.744	227.628	112.893	517.111
3405909000	Oth polishes & cream, for footwear,furniture, floors	87.969	341.417	207.455	771.177
3406000000	Candles, tapers & the like.	84.184	323.964	194.786	575.246
3407001000	Modelling pastes, incl those put up forchildrens amusement	2.432	74.095	17.430	241.886
3407002000	Prep known as "dental wax", in sets, inpackings,retail sale or in plates	149	779	10.304	28.342
3407003000	Other preparations for use in dentistry,with a basis of plaster (of calcined	6.210	14.102	50.682	121.068
3501100000	Casein	285.767	1.464.767	2.311.858	10.950.105
3501901000	Caseinates & other casein derivatives	131.296	581.819	1.201.414	4.795.201
3501902000	Casein glues	1.287	3.186	3.871	9.838
3502110000	Egg albumin - dried	0	2.260	0	17.116
3502190000	Egg albumin - oth than dried	0	4.984	0	42.605
3502200000	Milk albumin,incl concentrates of >= 2whey proteins	199.000	571.446	783.729	3.150.493
3502900000	Oth egg albumin	5	124	382	1.742
3503001000	Glues of animal origin	34.839	168.664	161.678	656.068
3503002000	Gelatin in powder form with bloatinglevel a-250 or b-230 or more	28.103	266.975	50.837	615.706
3503003000	Isinglass	21	21	26	26
3503009000	Oth gelatin derivatives,isinglass,otherglue of animal origin,excl casein glues	210.356	1.021.438	946.986	5.366.217
3504000000	Peptones and their derivatives, otherprotein substances and their	358.096	2.082.801	1.421.906	6.659.187
3505101000	Dextrins, soluble or roasted starches	5.563.221	35.449.322	3.313.800	19.614.358

www.bps.go.id

I.3. IMPOR MENURUT KOMODITI / *IMPORT BY HS COMMODITY*
***** MEI / *MAY 2010* *****

H S	Uraian Komoditi *Commodity Description*	Berat Bersih / *Net Weight* (Kg) Bulan ini *Current Month*	 Kumulatif *Cum.Jan. to date*	Nilai / *Value C.I.F* (US$) Bulan ini *Current Month*	 Kumulatif *Cum.Jan. to date*
3505109000	Oth dextrins & oth modified starches	6.870.643	39.357.877	5.415.220	26.058.640
3505200000	Glues based on starches/dextrins	257.834	1.482.706	712.270	3.387.576
3506100000	Prods suitable for use as glues/adhesivefor ret sale as glues/adhesives < 1 kg	228.994	1.282.222	989.490	5.275.817
3506910000	Adhesives based on polymers of heading39.01 to 39.13 or on rubber	1.710.667	7.918.747	4.811.004	19.855.578
3506990000	Oth prepared glues & oth preparedadhesives, nes	995.779	4.886.667	3.859.827	18.522.669
3507100000	Rennet & concentrates thereof	146	3.146	4.812	41.137
3507900000	Oth enzymes; prepared enzymes nes orinclude	413.518	1.736.517	2.386.025	9.378.273
3601000000	Propellent powders	56.750	96.797	954.008	1.748.695
3602000000	Prepared explosive, oth than propellentpowders	472.546	1.302.949	1.241.317	6.633.264
3603001000	Semi-fuses, elemented caps, signal tubes	51.540	198.377	1.111.161	3.991.640
3603002000	Safety fuses or detonating fuses	21.930	68.124	429.762	2.066.448
3603009000	Oth safety fuses, detonat fuses, percussion detonat caps,igniters,electric dtnt	133.313	666.494	1.826.158	10.467.036
3604100000	Firecrackers and other fireworks	1.036.326	1.870.630	1.082.206	2.017.797
3604901000	Distress signal equipment	373	373	1.068	1.068
3604902000	Miniature pyrotechnic munitions &percussions caps for toys	0	5	0	222
3604909000	Oth signalling flares, rain rocket, forsignal & oth pyrotechnic articles	6.997	91.775	143.652	382.008
3605000000	Matches,oth than pyrotechnic article of36.04, in pack of >= 100 matches	83	84	141	618
3606100000	Liquid/liquified-gas fuel in containersused for filling or refilling <= 300 cm	0	27.007	0	32.431
3606901000	Solid or semi-solid fuels, solidifiedalcohol & oth similar prepared fuels	894	6.166	1.208	249.263
3606902000	Lighter flints	10.168	19.817	102.452	188.932
3606903000	Oth ferro-cerium & oth pyrophoric alloyin all forms	0	316	0	2.501
3606904000	Resin torches, firelighters & the like	0	475	0	264
3606909000	Oth articles of combustible material asspecifed note 2 to this chapter.	132	27.750	594	29.136
3701100000	Photographic plates & film in the flatfor x-ray	52.130	274.340	780.746	4.805.851
3701200000	Instant print film	43	2.456	1.448	35.002
3701300000	Oth plates & film, with any side>255 mmspecially for printing industri	239.182	1.039.294	1.802.887	7.597.063
3701910000	Oth plates &film for color photogrhapy(polychrome)	47	75	201	1.128
3701990000	Oth plats &film photogrhap(polychrome)specially manuf for printing indust	119.593	550.002	129.255	676.937
3702100000	Film for x-ray	2.615	6.579	7.994	197.496
3702310000	Oth film,without perforat,of width notexceed 105 mm for photograp(polychrome)	0	49	0	1.879
3702324000	Instant print film in bands of width >=16 mm & length >=120m	0	46	0	967
3702329000	Oth film with silver halide emulsi,of a width < 105 mm	0	3.208	0	15.225
3702393000	Oth infra red transparent film,of a width < 105 mm	0	157	0	858
3702395000	Oth film, without perforat, of a width <105 mm special prep for medical serv	0	185	0	7.196
3702399000	Oth film without perforations of awidth < 105 mm	19.418	19.418	14.925	14.925
3702419000	Film for use oth than in medical,surgical,dental or veterinary sciences	0	1.064	0	7.089
3702433000	Infra red transparent film, width >610 mm, length < 200 m	2.087	23.044	30.812	310.191
3702435000	Film, width > 610mm, length < 200mspecially prepared for medical service	6.408	29.033	70.720	284.948
3702439000	Oth film of width > 610 mm & length <120 m	8.448	29.004	24.888	178.621
3702443000	Infra red transparent film, 105mm< width < 610mm	3.462	8.719	51.080	148.424
3702445000	Film, 105mm< width<610mm,specially prepared for medical service	11.134	38.882	128.618	433.398
3702449000	Oth film, 105mm < width < 610 mm &length < 120m	13.647	46.877	23.469	263.284
3702522000	Film for color photo width<6mm, length>14 m, for cinematography	0	196	0	16.652
3702529000	Film for color photo width<16mm,length > 14 m	8	1.862	859	48.817
3702549000	Oth film for color photo16mm<width<35mm,length<30m, oth than for slides	618	17.090	2.800	69.140
3702552000	Film for color photo 16mm< width<35mm,length<30m, for cinematography	470	1.319	37.264	108.783
3702559000	Oth film 16mm< width<35mm, length> 30mfor color photography	10.602	31.902	445.908	1.182.787
3702939000	Oth film oth than for color photo 16mm<width<35mm, length<30m	191	5.666	252	8.588
3702949000	Oth film 16mm< width<35mm, length<30m,oth than for color photography	0	877	0	13.970
3702955000	Film oth than for color photo width>35 mm length > 120m	0	1.233	0	3.922
3702956000	Film oth than for color photo width >35 mm prepared for medical service	1.655	9.752	26.274	138.838
3702959000	Oth film oth than for color photography	211	610	426	11.135
3703100000	Photographic paper, paperboard&textil,unexposed, rolls,width of 610-1000mm	76.944	292.404	358.157	1.595.178
3703200000	Oth photograph paper, sensitis, unex-posed for color photography	29.762	336.778	118.008	964.306
3703900000	Oth photograph paper, paperboard & textsensitised, unexposed.	19.288	376.228	50.407	554.503
3704001000	Plate & film for x-ray,unexposed but notdeveloped	0	267	0	68.197
3704009000	Oth photograph plates,film,paper,paper-board & textiles,expos but not developed	1.067	30.601	2.028	67.482
3705100000	Photograph plates & film, exposed &developed,for offset reproduc	20.110	193.488	24.655	148.035
3705901000	Photograph plates & film, exposed &developed,for x-ray	495	4.171	5.331	67.449
3705909000	Oth photograph plates & film,expos &developed,oth than cinematographic film	9.966	77.693	26.370	212.073
3706101000	Newsreels,travelogues,technical & scien-tic film exposed&developed,width>=35mn	5.915	27.278	421.062	1.928.437
3706109000	Oth cinematograph film, expos & deve-loped of a width >= 35 mm	225	1.102	13.861	56.203
3706909000	Oth cinematgrphic film,expos & developwith or not incorporating soundtrack	14	166	1.536	16.122
3707100000	Sensitising emulsion,for photo use (oththan varnishes, glues, adhesives),retail	18.286	77.590	60.342	218.617
3707901000	Flashlight materials, unmixed prods forphotog uses,put up in measur portions	13	108	4.563	16.869
3707909000	Oth chemical prep for photographic uses,put in measur portions, ready for use	324.975	1.627.793	1.254.381	6.938.891
3801100000	Artificial graphit,in the form of pasteblocks,plates or oth semimanufacts	232.667	793.340	370.364	1.891.482
3801200000	Colloidal/semi-colloidal graphite, inpastes,blocks,plates or oth semimanufac	27.521	49.538	65.630	109.593
3801300000	Carbonaceous pastes for electrodes &similar paste & for furnace linings	1.050.258	3.794.247	899.232	3.578.508
3801900000	Oth artificial graphit;colloidal or semigraphite,pastes, blocks or plates	56.606	453.916	206.393	1.224.196
3802100000	Activated carbon, including spentanimal black	474.660	2.209.373	707.969	3.774.643
3802901000	Activated bauxite, including spentanimal black	0	30.405	0	6.345
3802902000	Activated clays & activated earth, inclspent animal black	171.701	254.979	63.131	188.794
3802909000	Oth activat natural mineral prod,animalblack include spent animal black	767.892	4.323.186	412.472	2.796.774
3803000000	Tall oil, whether or not refined.	27.344	164.074	67.913	292.770
3804001000	Concentrated sulphite lye	81.085	243.021	92.011	261.301
3804009000	Oth residual lyes from woodpulp with ornot concentrat,desugar or chemical treat	437.314	2.330.657	1.248.336	4.784.758
3805100000	Gum, wood or sulphate turpentine oils	1.691	51.331	113.057	386.638

http://www.bps.go.id

I.3. IMPOR MENURUT KOMODITI / *IMPORT BY HS COMMODITY*
***** MEI / *MAY 2010* *****

H S	Uraian Komoditi *Commodity Description*	Berat Bersih / *Net Weight* (Kg) Bulan ini *Current Month*	 Kumulatif *Cum.Jan. to date*	Nilai / *Value C.I.F* (US$) Bulan ini *Current Month*	 Kumulatif *Cum.Jan. to date*
3805900000	Oth terpenic oil produc by the distillat of coniferous wood & oth crude paracy	168.476	592.849	497.971	1.553.790
3806100000	Rosin & resin acids	296.400	1.354.319	745.802	2.550.272
3806200000	Salt of rosin,of resin acid, of drv orresin acid,oth than salt of rosin addict	10.000	38.556	29.400	128.467
3806301000	Ester gums - in blocks	0	586	0	12.812
3806309000	Ester gums - in oth forms	120.734	834.051	560.606	2.467.319
3806901000	Run gums in blocks	0	3	0	32
3806909000	Oth derivates rosin & resin acidsthereof	386.408	1.777.327	787.582	3.391.249
3807000000	Wood creosote	16.000	131.220	12.640	121.023
3808501100	Intermediate preparations for themanufacture of insecticides,subhd note 1	15.000	174.963	140.700	1.052.300
3808501200	Insectisides in the form of mosquitocoils/mosquito coil powder, subhd note 1	0	5.064	0	53.818
3808501300	Insecticides in aerosol containerssubhd note 1	0	1.637	0	46.248
3808501900	Insecticides, in oth form, subhd note 1	132.250	1.177.954	516.467	4.106.914
3808502000	Fungicides, subhd note 1	187.970	1.179.779	502.757	4.273.343
3808503000	Herbicides, anti-sprouting products andplant-growth regulators, subhd note 1	552.590	4.100.717	1.423.757	8.841.944
3808504000	Disinfectants, subhd note 1	19.110	85.769	152.435	508.052
3808509100	Wood preserv, being prep oth than surface coat,cont insect/fungi subhd note 1	5.936	14.333	21.208	72.012
3808509900	Oth disinfect,smlar product,put up inform/pack for retl sale, subhd 1	8.801	31.101	77.707	272.611
3808911000	Intermediate preparation for the mnfactof insecticides, not subhd note 1	98.288	426.476	1.325.557	9.700.425
3808919000	Insecticides, in oth form, not subhdnote 1	245.443	1.582.457	1.087.659	9.991.232
3808920000	Fungicides, not subhd note 1	489.480	3.400.099	3.901.390	21.288.558
3808930000	Herbicides, anti-sprouting products andplant-growth regulator, not subhd note 1	798.592	8.387.098	1.618.065	25.646.249
3808940000	Disinfectants, not subhd note 1	4.941	103.238	36.345	508.287
3808991000	Wood preserv,being prep oth than surface coat,cont insect/fungi not subhd note 1	0	7.078	0	18.949
3808999000	Oth disinfect,smlar product, put up inform/pack for retl sale,not subhd note 1	201.038	811.941	479.959	2.187.823
3809100000	Oth finish agent,dye carriers to accelewith a basis of amylaceous substances	54.216	970.164	41.212	1.191.736
3809910000	Oth finish agent,dye carriers to accelekind used in the textile or like indust	1.120.448	5.146.828	2.676.774	12.538.608
3809920000	Oth finish agent,dye carriers to accelekind used in the paper or like indust	2.293.353	9.781.758	5.536.089	21.815.856
3809930000	Oth finish agent,dye carriers to accelekind used in the leather or like indust	320.193	1.486.613	804.366	3.507.858
3810100000	Pickling prep for metal surfac,soldering, brazing, welding powders	1.067.478	4.728.474	3.329.149	14.232.587
3810900000	Other prep of a kind used as cores orcoating for weld electrodes or rods	338.530	2.027.534	1.299.157	7.077.425
3811110000	Anti-knock preparation, based on leadbased on lead compound	1.460	10.492	4.587	115.570
3811190000	Oth anti-knock preparations	69.140	543.022	256.886	1.643.502
3811211000	Additive for lubricat oils,cont petroloil & oil obtain from bitumin,retail	23.727	144.111	98.789	473.596
3811219000	Additive for lubricat oils,cont petroloil & oil obtain from bitumin,not retail	3.117.859	22.381.843	11.271.250	62.075.754
3811290000	Oth additive for lubricat oils,contpetrol oil & oil obtain from otmn minera	292.387	1.229.460	957.877	4.013.690
3811901000	Anti knock prep., rust preventativ& corrosion inhibitors	278.495	1.450.904	1.161.931	5.919.540
3811909000	Oth anti-knock prep.,for mineral oilliquid used as mineral oils	574.197	8.259.444	1.687.169	11.592.290
3812100000	Prepared rubber accelerators	1.528.048	6.301.629	3.627.778	14.572.315
3812200000	Compound plasticisers for rubber orplastics	979.003	3.747.326	1.681.188	7.181.977
3812301000	White carbon	209.927	769.010	405.048	1.357.060
3812309000	Oth anti oxidising prep & oth compoundstabilisers for rubber or plastics	2.030.247	9.366.035	6.071.578	26.664.900
3813000000	Prep. & charge for fire-extinguishercharged fire-extinguishing grenades	179.681	1.179.402	336.804	2.569.807
3814000000	Organic composite solvents & thinners,prepared paint or varnish removers	515.230	2.429.422	1.692.206	7.115.074
3815110000	Supported catalyst,with nickel/nickelcompounds as the active substance	307.966	622.913	2.382.132	6.299.050
3815120000	Supported catalyst, with precious metalcompounds as the active substance	40.560	335.407	1.668.423	10.700.306
3815190000	Oth supported catalysts	1.059.878	2.266.850	5.056.279	14.885.816
3815900000	Oth reaction initiators,reaction accelerators catalytic prep,nes or incld	933.391	3.516.531	3.814.916	11.861.117
3816001000	Refractory cements, mortars, concretes	1.439.883	8.004.840	1.032.770	6.111.836
3816009000	Oth refractory cements, mortars, concret	1.494.901	6.522.827	856.177	4.802.886
3817000000	Mixed alkylbenzenes & mixed alkylnaphthalanes oth than head 2707 or 2902	9.424.741	37.233.921	14.359.696	56.395.287
3818000000	Wafers/discs with silicon content	7.084	42.009	326.684	2.049.038
3819000000	Hyd brake fluids&oth for hyd trnsmssionwhether or not cont<70% weight of petrlm	610.745	2.004.055	1.318.182	4.303.871
3820000000	Anti-freezing preparations & preparedand prepared de-icing fluids	94.189	549.281	371.636	1.225.079
3821001000	Prepared culture media for development	7.691	47.501	273.417	1.289.976
3821009000	Oth prepared culture media fordevelopment	4.166	15.416	16.939	179.657
3822001000	Plate,sheet,film, foil&strip of plasticimpreghtd/coated with diag. reagents	6.733	45.038	657.959	2.353.046
3822002000	Paperboard,cellulose wadding&web fibreimpreghtd/coated with diag. reagents	15.784	52.847	111.280	532.223
3822003000	Sterilisation indicator strips & tapesoth thn heading 3002 or 3006	123	2.425	1.895	84.621
3822009000	Oth diagnostic/lab reagents & preparedwhether or not head 30.02 or 30.06	151.011	624.778	2.581.178	13.625.162
3823110000	Stearic acids	484.241	2.396.284	489.108	2.369.194
3823120000	Oleic acids	30.871	211.410	43.868	303.722
3823130000	Tall oils fatty acids	270.706	864.249	320.429	918.621
3823191000	Acids oil from refining	342	870	5.422	16.194
3823199000	Oth industrial monocarboxylic fatty acid	528.500	2.599.572	894.800	5.428.194
3823701000	Industry fatty alcohols in the formof wax	2.880	30.266	12.872	76.635
3823709000	Oth industry fatty alcohols in the formof wax	716.139	4.253.007	1.232.097	6.059.270
3824100000	Prepared binders for foundry mouldsor core	270.787	2.461.935	467.407	3.232.797
3824300000	Non-agglomerated metal carbides mixedtogether with metallic binders	1.790	16.843	1.216	33.468
3824400000	Prepared additives for cements, mortarsor concretes	1.179.306	7.182.266	2.644.507	16.112.630
3824500000	Non-refractory mortars & concretes	61.451	474.763	44.108	439.328
3824600000	Sorbitol oth than that ofsubheading 2905.44	73.370	379.836	72.896	277.739
3824750000	Mix cont halogenated, drv methane,ethanecontaining carbon tetrachloride	0	15.670	0	59.839
3824760000	Mix cont halogenated, drv methane,ethanecont 1,1,1-3-chloroethan(methyl chlrfrm	0	3.712	0	5.708
3824780000	Mix cont halogenated, drv methane,ethanecont PFC or HCFC but not CFC or HCFC	0	16.084	0	103.558
3824790000	Other mix cont halogenated, drv methane,ethane	401.798	2.342.229	1.073.456	3.861.840
3824810000	Mix & preparation containing oxirane(ethylene oxide)	4.464	99.264	11.729	129.006
3824820000	Mix & preparation containing pbbs, PCBs, PCTs	2	147	1.143	23.327
3824901000	Ink removers,stencil correctors&oth,corrector fluids in package	25.488	164.990	167.004	866.754

https://www.bps.go.id

I.3. IMPOR MENURUT KOMODITI / *IMPORT BY HS COMMODITY*
***** MEI / *MAY 2010* *****

H S	Uraian Komoditi *Commodity Description*	Berat Bersih / *Net Weight* (Kg) Bulan ini *Current Month*	 Kumulatif *Cum.Jan. to date*	Nilai / *Value C.I.F* (US$) Bulan ini *Current Month*	 Kumulatif *Cum.Jan. to date*
3824902000	Mixtures of chemical, of a kind used inmanufactured of foodstuff	195.177	803.587	652.525	2.488.785
3824903000	Copying pastes with a basis of gelatinpresented in bulk/ready to use	403	7.656	2.591	48.246
3824904000	Composite inorganic solvents	131.350	526.159	425.319	1.639.275
3824905000	Acetone oil	5.422	31.560	40.535	195.557
3824906000	Preparations/mixtures cont monosodiumglutamate	20.442	103.287	24.781	307.005
3824909000	Oth prods & preparations cont cfc-11,12,115, and halon	3.381.636	16.119.429	8.947.851	44.267.603
3825100000	Municipal waste	0	19	0	1.206
3825900000	Oth residual prods of the chemical/allied industry	0	8.833	0	13.351
3901103000	Polyethylene < 0,94 in liquids orpastes	18.898	306.584	145.033	765.108
3901109010	Polymers of ethylene, in granule form	18.467.032	81.532.058	27.662.787	119.089.212
3901109090	Polymers of ethylene other form	2.043.950	15.515.536	3.221.135	23.219.143
3901200000	Polyethylene having a specific gravity0.94 or more	11.668.124	67.905.436	15.775.326	91.414.654
3901303000	Ethylene-vinyl acetate copolymersin liquid or pastes	1.195.506	7.091.626	1.293.844	7.172.156
3901309000	Ethylene-vinyl acetate copolymersin other form	2.122.955	8.495.346	4.183.727	16.131.202
3901903000	Oth polymers of ethylene in liquidor pastes	3.551	264.529	48.399	1.181.706
3901909000	Oth polymers of ethylene in other form	7.152.394	36.280.781	10.954.935	49.317.704
3902101000	Polypropylene in powder form	187.839	664.072	331.104	877.043
3902102000	Polypropylene in granule form	29.406.880	135.897.514	40.289.689	180.333.684
3902109000	Polypropylene in other form	2.397.106	10.975.128	3.818.885	16.421.675
3902203000	Polysobutylene liquids/pastes	10.425	163.953	119.550	602.808
3902209000	Polysobutylene in oth forms	182.943	818.625	345.729	1.557.067
3902303000	Propylene copolymers in liquidor pastes	1.861	83.935	1.674	261.791
3902309010	Propylene copolymers in granule form	12.822.726	67.319.083	19.422.002	93.252.989
3902309090	Propylene copolymers in other form	627.873	5.311.525	955.584	7.215.809
3902903000	Oth polymers of propylene in liquidor pastes	9.591	66.444	16.551	130.163
3902909000	Oth polymers of propylene in other form	783.235	4.092.093	2.464.381	13.027.089
3903110000	Expansible polymers of styrene	1.960.602	8.432.958	3.838.484	14.740.754
3903190000	Other polymers of styrene	4.381.623	18.963.663	7.197.140	31.247.751
3903203000	Styrene-acrylonitrile (SAN) copolymersin aquaeous dispersion	149.501	628.371	145.538	779.710
3903209000	Oth styrene-acrylonitrile (SAN)copolymers	584.013	2.896.508	1.317.451	5.840.476
3903303000	Acrylonitrile-butadiene-styrene (ABS)copolymers in aquaeons dispersion	57.174	1.697.969	124.617	3.814.818
3903309000	Acrylonitrile-butadiene-styrenecopolymers in other form	6.258.773	28.429.964	13.775.150	60.829.193
3903903000	Oth polymers of styrenein aquaeons dispersion	65.835	576.560	113.827	939.944
3903909000	Oth polymers of styrenein other form	290.434	1.211.203	759.917	2.968.172
3904101000	PVC homopolymers, suspension typenot mixed with oth substances	129.558	905.481	178.840	972.799
3904109000	PVC in other form	1.773.824	9.250.483	2.339.801	10.922.026
3904210000	Oth poly(vinyl chloride) non plasticised	48.346	293.255	98.365	566.148
3904220000	Oth poly(vinyl chloride) plasticised	452.070	2.087.759	740.376	3.395.832
3904300000	Vinyl chloride-vinyl acetate copolymers	221.302	1.058.250	641.350	2.739.453
3904400000	Other vinyl chloride copolymers	58.480	347.418	242.791	1.250.670
3904504000	Vinylidene chloride polymr in dispersion	3.686	22.883	10.710	28.200
3904509000	Vinylidene chloride polymersin other form	628.573	2.238.260	1.070.256	4.030.172
3904610000	Fluoro-polymerspolytetrafluoroethylene	31.538	93.830	204.594	544.530
3904693000	Fluoro-polymers polytetrafluoroethylenedispersions	4.005	10.012	20.058	61.778
3904699000	Oth fluoro-polymers in other form	29.973	108.179	240.504	983.441
3904903000	Oth fluoro-polymer polytetrafluoroethyldispersions	0	2.119	0	10.159
3904909000	Oth polymers vinyl chloride in oth forms	5.340	211.086	44.175	317.216
3905120000	Poly(vinyl acetate) in aqueousdispersions	10.905	132.733	24.825	244.122
3905190000	Other poly(vinyl acetate)	134.928	421.321	672.497	1.889.209
3905210000	Vinyl acetate copolymers in aqueousdispersions	572.717	1.935.027	547.441	1.874.576
3905290000	Other vinyl acetate copolymers	60.804	392.123	131.694	936.459
3905301000	Poly (vinyl alcohol) in aqueousdispersions	33.300	404.647	91.690	722.235
3905309000	Poly (vinyl alcohol)in other form	1.486.451	8.111.225	3.231.113	16.736.856
3905910000	Copolymers of vinyl acetate or of othervinylester	35.219	184.259	215.211	1.512.515
3905990000	Oth polymer of vinyl acetate/oth vinylesters;oth vinyl polymers; primary form	61.058	235.902	532.463	2.190.444
3906101000	Poly(methyl methacrylate) in aquaeousdispersions	80.343	252.947	221.377	725.143
3906109000	Oth poly(methyl methacrylate)in other form	687.417	2.917.946	1.711.055	6.922.579
3906901100	Oth acrylic copolymers in aquaeousdispersions	239.140	1.155.444	439.686	2.674.370
3906901900	Oth acrylic copolymers in other forms	844.220	4.648.402	1.871.635	10.923.531
3906909100	Oth acrylic polymers in aquaeousdispersions	410.031	2.262.893	720.384	3.718.032
3906909900	Oth acrylic polymers in other forms	3.672.083	15.310.612	10.768.975	39.442.218
3907100000	Polyacetals	436.711	1.985.183	1.119.672	5.083.359
3907200000	Other polyethers	3.783.254	18.215.399	8.742.315	39.939.952
3907302000	Epoxide resins based powder coating	116.793	499.110	416.757	1.975.567
3907303000	Epoxide resins in liquids/pastes	872.468	4.413.596	3.300.943	15.975.963
3907309000	Epoxide resins in oth form	662.246	4.010.918	2.620.277	13.829.068
3907400000	Polycarbonates	3.309.350	17.851.438	9.319.923	46.749.912
3907500000	Alkyd resins	128.046	593.234	312.071	1.345.818
3907601000	Poly(ethylene terephthalate) in aqueousdispersions	21.632	111.535	68.834	229.708
3907609000	Poly(ethylene terephthalate) in oth form	4.996.420	28.628.740	7.510.216	41.722.910
3907700000	Poly(lactic acid)	3.838	32.995	23.594	132.539
3907912000	Oth polyesters unsaturated in chip form	2.553	9.248	12.723	45.762
3907919000	Oth polyesters unsaturated in oth form	266.952	1.669.767	576.001	3.070.426
3907994000	Oth polyester satureted based powdercoating	61.394	382.855	109.048	802.089
3907999000	Oth polyesters saturated in oth form	1.902.450	13.409.297	3.810.876	24.079.829
3908101000	Polyamides in primary forms, polyamide-6	4.309.495	21.823.427	11.969.011	57.606.274
3908109000	Oth polymde-6,-11,-12,-6,6,-6,9,-6,10	1.197.886	5.976.766	3.606.480	17.589.243
3908900000	Other polyamides	276.648	1.313.575	935.725	4.346.326

https://www.bps.go.id

I.3. IMPOR MENURUT KOMODITI / *IMPORT BY HS COMMODITY*
***** MEI / *MAY 2010* *****

H S	Uraian Komoditi *Commodity Description*	Berat Bersih / *Net Weight* (Kg) Bulan ini *Current Month*	 Kumulatif *Cum.Jan. to date*	Nilai / *Value C.I.F* (US$) Bulan ini *Current Month*	 Kumulatif *Cum.Jan. to date*
3909101000	Urea resins, thiourea resin in mouldingcompound	380.720	1.352.656	621.349	2.448.412
3909109000	Other urea resins	274.010	1.467.066	479.674	2.356.207
3909201000	Melamine resins in moulding compound	288.541	1.421.897	381.363	3.729.043
3909209000	Other melamine resins	184.426	754.582	623.398	2.393.224
3909301000	Oth amino-resins in moulding compound	154.511	1.301.831	244.939	2.107.799
3909309000	Oth amino-resins, oth thn mouldingcompound	501.677	2.275.788	1.384.324	5.521.478
3909401000	Phenolic resins in moulding compound	53.936	463.435	180.737	1.180.349
3909409000	Other phenolic resins	913.289	6.216.509	2.195.979	11.474.442
3909500000	Polyurethanes	1.675.722	8.617.821	5.803.748	27.797.524
3910002000	Silicones in dispersions or in the formof solutions	577.015	2.483.467	2.452.112	10.424.532
3910009000	Silicones in oth forms	514.766	2.839.132	2.072.153	13.955.468
3911101000	Petroleum,coumarone,indene/coumaroneinde in liquid or pastes	51.707	396.482	841.368	1.574.703
3911109000	Petroleum, coumarone, indene/coumaroneindene in oth form	1.342.329	6.879.942	2.921.296	13.861.066
3911900000	Oth petroleum, coumarone, indene/coumaroneindene in oth form	1.187.533	4.846.879	3.289.327	13.289.296
3912110000	Cellulose acetates non-plasticised	0	61.182	0	57.167
3912120000	Cellulose acetates plasticised	12.678	28.015	70.120	155.343
3912201100	Water-based semi-finished nitrocellulosecellulose nitrates non plasticised	0	410	0	3.096
3912201900	Oth cellulose nitrates non plasticised	234.326	2.261.677	490.544	4.578.452
3912202000	Cellulose nitrates plasticised	24.774	106.588	55.440	266.300
3912310000	Carboxymethylcellulose & its salts	716.034	3.650.882	1.846.121	9.538.653
3912390000	Oth cellulose ethers	314.424	1.440.892	1.959.819	8.692.767
3912902010	Regenerated cellulose	16.917	52.536	65.300	201.544
3912902090	Other regenerated cellulose	69.599	459.877	361.652	1.963.252
3912909000	Oth cellulose in other form	272.739	1.050.818	1.539.028	5.245.495
3913100000	Alginic acid, its salts & esters	88.090	438.383	576.226	2.298.160
3913900000	Oth natural polymers & its modified, inprimary form	219.601	1.078.405	931.080	5.143.618
3914001000	Ion-exchangers based on plymrs of headof a kind used	106.846	870.536	446.500	2.752.429
3914009000	Oth ion-exchangers based on plymrs ofhead of a kind used	392.649	1.172.147	1.066.356	3.314.250
3915100000	Waste, parings & scrap, of polymers ofethylene	572.163	2.897.750	164.585	756.013
3915901000	Waste, parings & scrap, of copolymers ofvinyl acetate	58	58	820	820
3915909000	Waste, parings & scrap, of other plastic	291.235	1.412.086	71.939	362.922
3916101000	Monofilament of polymers of ethylenechloride	4.114	4.145	21.866	22.543
3916102000	Monofilament of polymers of ethylenerods, sticks and profile shapes	20.107	33.328	67.684	115.533
3916201000	Monofilament of polymers of vinylchloride	2.796	82.975	18.480	416.142
3916202000	Monofilament of polymers of vinylrods, sticks and profile shapes	20.788	270.434	66.408	598.460
3916904000	Monofilament of other plasticsof hardened proteins	10.740	25.854	37.268	162.542
3916909000	Oth monofilament of other plastics	102.859	518.816	654.615	3.052.567
3917101000	Artificial guts (sausage casings) ofhardened proteins	5.000	19.805	151.498	560.958
3917109000	Artificial guts (sausage casings) ofcellulosic materials	43.760	586.521	470.135	4.012.205
3917210000	Tube,pipe,hose,fitting therefor ofplastic of polymers of ethylene	77.786	445.219	201.802	1.313.323
3917220000	Tube,pipe,hose,fitting therefor ofplastic of polymers of propylene	94.698	232.833	337.843	955.958
3917230000	Tube,pipe,hose,fitting therefor ofplastic of polymers of vinyl chloride	53.565	522.040	204.685	1.038.730
3917290000	Tube,pipe,hose,fitting therefor ofplastic of other plastics	156.196	1.560.851	479.403	7.046.072
3917310000	Flexible tubes, pipes and hoses havea minimum burst pressure of 27.6 mpa	253.705	491.005	1.095.513	2.454.125
3917321000	Sausage & ham casings, without fittingsof plastics	21.304	51.286	59.151	403.737
3917329000	Oth unflexible tubes, pipes & hoses, notreinforced, without fittings	190.338	970.794	5.100.150	23.304.040
3917330000	Oth, not reinforced/otherwise combinedwith oth materials/fittings of 3917.30	19.239	195.263	75.737	391.407
3917390000	Oth tubes, pipes and hoses	259.255	851.438	873.543	3.319.742
3917400000	Fittings of plastics	273.818	1.641.057	1.173.955	6.606.666
3918101100	Tiles of polymers of vinyl chloride	16.165	121.811	23.965	367.394
3918101900	Oth floor covering of polymers of vinylchloride	983.199	9.791.993	572.812	4.755.595
3918109000	Wall or ceiling coverings of polymers ofvinyl chloride	407.765	1.932.877	459.547	2.228.731
3918901100	Tiles, of polyethylene	14.867	103.259	66.828	336.099
3918901300	Oth floor coverings of polyethylene	86.339	664.176	161.564	904.632
3918901900	Oth floor coverings of oth plastics	145.742	439.826	315.664	655.369
3918909100	Wall or ceiling covering of polyethylene	44.552	331.557	117.365	655.910
3918909900	Wall or ceiling coverings of oth plastic	117.919	427.029	294.301	1.137.317
3919101000	Tape in roll,width=<20cm,of polymers of vinyl chloride	65.637	358.308	296.023	2.254.960
3919102100	Tape in roll,width=<20cm,of polyethyleneused in mnfctre of telephonc/elect wire	141.941	334.995	324.597	1.175.151
3919102900	Tape in roll,width=<20cm,of polyethyleneused for other	131.823	834.469	1.319.219	6.672.756
3919109000	Oth self-adhesive plate, sheet,film,inroll, width =<20 cm, of oth plastics	453.176	2.269.226	2.993.787	16.474.652
3919901000	Oth self-adhesive plates, sheets, film,foil, tape of polymers of vinyl chloride	239.785	910.024	721.922	3.042.572
3919909000	Oth self-adhesive plates, sheets, film,foil, tape, strip of plastics	2.018.251	11.407.159	7.778.609	34.728.015
3920100000	Oth tape of polymer of ethylene,not formfg of telephonic/electric wire	2.269.703	9.838.537	5.649.293	25.072.447
3920200010	Bopp film, of polymers of propylene	3.307.860	10.989.870	5.750.608	18.627.856
3920200090	Oth tape of polymer of propyleneused as an adhesive by melting	615.845	2.896.225	1.563.435	7.045.591
3920301000	Polymers of styrene used as an adhesiveby melting	1.518	6.564	13.153	33.833
3920309000	Polymers of styrene not used asan adhesive by melting	34.807	141.445	112.270	521.954
3920430000	PVC tape weight >6% of plasticiser usedot than mfg of telephonic/electric wire	529.811	2.076.814	1.088.180	4.239.408
3920490000	Other of polymers of vinyl chloride	859.223	4.336.846	1.973.765	9.693.787
3920510000	Oth plate,sheet,film,foilorstrip of acrypolymers of methyl methacrylate	80	414	897	2.334
3920590000	Oth plates,sheets,film,foil & strip othacrylic polimer of methyl methacrylate	36.569	211.626	102.145	943.656
3920610000	Film, of polycarbonates	390.306	2.031.567	1.473.704	6.674.681
3920621000	Film, of poly(ethylene terephthalate)used as an adhesive by melting	983.923	2.956.934	2.846.792	9.384.037
3920629000	Oth plate,sheet,foil & strip of poly-(ethylene terephthalate)	84.277	334.037	552.204	3.472.292
3920630000	Tapes, of unsaturated polyesters,	22.089	102.136	37.667	193.576
3920690000	Tapes, of oth polyesters, used as anadhesive by melting	1.422.507	4.627.734	3.193.861	11.865.532
3920711000	Cellophane film	172.420	836.185	835.993	3.898.899

http://www.bps.go.id

I.3. IMPOR MENURUT KOMODITI / *IMPORT BY HS COMMODITY*
***** MEI / *MAY 2010* *****

H S	Uraian Komoditi *Commodity Description*	Berat Bersih / *Net Weight* (Kg) Bulan ini *Current Month*	 Kumulatif *Cum.Jan. to date*	Nilai / *Value C.I.F* (US$) Bulan ini *Current Month*	 Kumulatif *Cum.Jan. to date*
3920712000	Viscose tear-off ribbon, foil	19.377	26.624	98.506	160.315
3920719000	Oth plate,sheet & strip of regeneratedcellulose usedoth than adhesive by melti	0	17.750	0	115.357
3920730000	Cellulose acetate, plasticized, usedas an adhesive by melting	0	53	0	2.485
3920790000	Plate,sheet,foil & strip of oth cellulosderivatives	0	4.593	0	4.053
3920911000	Film of poly(vinyl butyral),thickness0.38~0.76mm width <= 2m	159.192	543.993	807.237	2.895.463
3920919000	Oth film of poly(vinyl butyral,plate,	68.684	507.412	298.404	2.021.097
3920921000	Plate,sheet,foil & strip of nylon 6of polyamides	2.110	16.487	50.733	238.120
3920929000	Plate,sheet,foil & strip of othpolyamides	44.626	150.823	191.503	662.981
3920931000	Plate,sheet,foil & strip of melamine,of amino-resins	640	10.137	6.000	85.274
3920939000	Oth plate,sheet,foil & strip of aminoused oth than an adhesive by melting	35	9.327	174	65.185
3920941000	Phenol formaldehyde (bakelite) sheets	52.073	165.898	90.296	389.396
3920949000	Oth plate,sheet,foil & strip of phenolicresins	13.751	78.557	29.368	197.706
3920990010	Corrugated sheets & plates, of otherplastics	38.384	758.361	180.550	804.381
3920990090	Oth plate,sheet,foil & strip of otherplastics	222.382	1.671.987	518.246	3.932.456
3921111000	Plates & sheets, cellular, of polymersof styrene	198.558	800.750	343.382	1.465.514
3921119000	Film, foil& oth strip, cellular, ofoth than plate and sheet	133.817	348.732	326.261	1.129.021
3921120000	Tapes of PVC,in plates & sheets formused as mfg telepni/elect.wire	710.684	3.887.947	967.979	4.569.671
3921130000	Plates & sheets of polyurethanes	122.885	558.642	743.369	2.822.342
3921141000	Plates and sheets of regeneratedcellulose	9.900	22.389	30.360	61.480
3921149000	Film,foil & oth strip of regeneratedcellulose used in mfg telepnic/elect.wir	20.382	92.532	39.650	215.366
3921191000	Tapes in plate & sheet,of oth plastics	99.095	791.133	1.142.014	3.350.746
3921199000	Tapes in oth form,used in the oth thanmfg of telephonic/electric wire	1.876.480	5.375.081	2.451.621	6.778.378
3921902000	Plates & sheets, not cellular plateand sheet	1.523.088	4.931.071	1.666.248	6.152.939
3921909000	Film,foil & oth strip, not cellularoth than plate and sheet	1.798.705	6.393.905	3.437.689	14.603.609
3922100000	Baths, shower-baths, sinks & washbasins	151.763	559.699	562.252	2.366.715
3922201000	Lavatory covers of plastic	31.527	176.663	135.072	850.305
3922202000	Lavatory seats, of plastics	13.810	27.986	33.194	66.293
3922901100	Parts of flushing cisterns, of plastics	20.478	40.741	108.493	235.607
3922901900	Flushing water closets (lavatory pans)and urinals	13.478	35.322	87.079	204.107
3922909000	Similar sanitary ware, of plastics	32.861	542.249	172.488	1.013.567
3923100000	Boxes used for cinematographic films,tape and disks	963.720	5.218.332	2.896.988	15.824.825
3923211000	Aseptic bag of polymers of ethylene withaluminium foil in forcing material	37.668	166.627	255.258	1.160.988
3923219000	Oth sacks & bags, of polymers ofethylene	730.655	3.184.247	1.963.988	8.217.342
3923290000	Oth articles for the conveyance or packing of goods of oth plastics	633.933	2.965.850	2.264.436	11.595.018
3923301000	Toothpaste tubes container, of plastic	253	2.074	6.093	41.263
3923309000	Carboys, bottles, flasks & similararticle, not tootpaste tube container	972.205	4.744.320	3.309.969	17.264.873
3923400000	Spool,cop,bobbin & similar support	154.338	745.725	987.454	5.216.573
3923500000	Stoppers, lids, caps and other closures	494.135	2.463.880	2.717.528	14.145.631
3923900000	Oth articles for the conveyance/packinggoods of plastics	790.956	3.267.302	2.770.402	13.324.165
3924100000	Tableware & kitchenware	129.053	1.323.094	294.936	3.723.977
3924901000	Bed pans, urinals (portable type) &chamber pots	10.137	50.625	38.702	219.725
3924909000	Oth household & toilet articles, ofplastics	563.213	2.339.735	2.464.054	10.112.224
3925100000	Reservoirs,tanks,vats & similar contain.capacity <= 300l	22.128	157.065	58.604	405.355
3925200000	Doors,windows & their frames & threshold for doors	145.065	826.655	200.509	1.013.127
3925300000	Shutters,blinds (includ venetian blinds)and similar articles and parts	66.284	266.404	140.885	603.456
3925900000	Oth builders ware of plastics, not elsewhere specified	314.489	1.346.067	433.716	1.682.368
3926100000	Office or school supplies of plastics	264.366	961.739	588.349	2.009.758
3926206000	Articles of apparel used for protectionof plastics	17.488	115.069	117.880	873.347
3926209000	Oth articles of plastics, including belt	449.642	2.121.152	2.967.038	11.557.024
3926300000	Fittings for furniture, coachworkor the like	102.815	449.850	362.330	1.712.544
3926400000	Statuettes & othornamental articles	89.711	296.346	259.403	743.130
3926901000	Floats for fishing nets, of plastics	60.814	425.006	1.160.386	5.572.373
3926902000	Fan & handscreen, frame & handlethereof and parts	40.144	498.145	170.598	2.188.998
3926903200	Plastic moulds with denture prints	8	2.855	55	25.551
3926903900	Oth hygienic, medical & surgical	131.764	650.785	1.175.917	7.397.357
3926904100	Police shields, of plastics	0	64	0	505
3926904200	Protective mask & similar article forused in welding & similar works	23.358	107.559	363.275	1.161.958
3926904400	Life saving cushions for protection ofpersons falling from heght	0	1.723	0	94.858
3926904500	Reflected light nails, of plastics	3.584	7.585	25.510	47.566
3926904900	Oth safety & protective devices,	75.483	384.483	243.907	1.557.922
3926905300	Transmission or conveyor belts or beltin	39.482	246.366	445.183	1.880.072
3926905500	Plastic j-hooks & bunch blocks fordetonator	8.417	52.177	134.197	1.100.896
3926905900	Oth industrial articles, of plastics	352.383	1.850.609	5.007.717	21.295.793
3926906000	Nipple former,breastshell,nipple shield,hand expression furnel	228	8.426	31.234	169.401
3926907000	Corset busks & similar supports forarticles of appared or clothing accessor	23.927	119.706	137.913	660.681
3926908000	Cards for jewelleryorsmall objects ofpersonal adornment	106.555	587.372	359.027	1.565.518
3926909000	Oth articles of plastics & othermaterial	2.383.385	12.086.183	7.810.848	41.625.599
4001101100	Natural rubber latex,cont ammonia >=0.5% catrige concentrate	706.001	4.565.760	1.583.600	8.441.717
4001101900	Natural rubber latex,cont ammonia >=0.5% processed by other methods	160.400	1.278.383	315.488	2.546.351
4001102100	Natural rubber latex,cont ammonia <0.5% centrifuge concentrate	0	76.400	0	210.240
4001102900	Natural rubber latex,cont ammonia <0.5% processed by other methods	96.350	352.221	238.028	900.496
4001211000	Natural rubber in smoked sheets,rss grade 1	0	45.000	0	88.520
4001214000	Natural rubber in smoked sheets,rss grade 4	0	177.632	0	538.232
4001219000	Natural rubber in oth forms	4	129.711	193	286.887
4001221000	Tsnr, standard indonesian rubberSIR 3 cv	0	296.658	0	723.589
4001222000	Tsnr, oth standard indonesianrubber	57.000	1.203.949	156.016	2.771.246
4001229000	Oth tehnically specified naturalrubber (TSNR)	59.177	173.077	159.647	487.234
4001291000	Air-dried sheet,oth natural rubberin other form	0	20.001	0	65.802

https://www.bps.go.id

I.3. IMPOR MENURUT KOMODITI / *IMPORT BY HS COMMODITY*
***** MEI / *MAY 2010* *****

H S	Uraian Komoditi *Commodity Description*	Berat Bersih / *Net Weight* (Kg) Bulan ini *Current Month*	 Kumulatif *Cum.Jan. to date*	Nilai / *Value C.I.F* (US$) Bulan ini *Current Month*	 Kumulatif *Cum.Jan. to date*
4001297000	Skim rubber	0	21.001	0	62.088
4001298000	Scrap (tree,earthorsmoked) & cuplunp	0	8	0	134
4001299000	Oth natural rubber in oth forms	1.267	4.478	7.876	28.278
4001309900	Oth balata,gutta-percha,guayule,chiclesimilar, in other form	0	6.318	0	24.690
4002110000	Styrene-butadiene rubber (SBR), inlatex form	1.110.750	6.101.780	1.733.634	8.746.737
4002190000	Carboxylated styrene-butadine rubber(SBR) in other form	8.660.584	39.376.294	19.348.788	81.585.676
4002200000	Butadiene rubber (BR)	5.459.065	21.374.327	13.536.572	49.266.750
4002310000	Isobutene-isoprene (butyl) rubber (IIR)	1.408.053	5.733.751	5.172.458	20.593.940
4002390000	Halo isobutane-isoprene rubber(CIIR of BIIR)	612.238	1.868.530	2.309.795	7.064.415
4002410000	Chloroprene (chlorobutadiene) rubberin latex form	134.908	982.395	292.377	1.799.959
4002490000	Chloroprene (chlorobutadiene) rubberin other form	311.573	2.248.437	1.097.738	7.696.988
4002510000	Acrylonitrile-butadiene rubber (NBR),in latex form	1.024.126	2.817.449	1.614.467	3.909.792
4002590000	Acrylonitrile-butadiene rubber (NBR),in other form	349.345	2.011.320	990.414	5.002.349
4002601000	Isoprene rubber (IR) in primary forms	0	4.904	0	43.733
4002609000	Isoprene rubber (IR) in other forms	189.860	572.499	537.043	1.753.174
4002700000	Ethylene-propylene-non-conjugateddiene rubber (EPDM)	838.891	3.882.678	2.531.149	11.410.408
4002801000	Mixture of natural rubber latex withsyntetic rubber latex	0	276.087	0	646.909
4002809000	Oth mixture of natural rubber latex withsyntetic rubber latex	5.538	192.558	80.586	531.558
4002911000	Oth synthetic rubber latex & facticederived from oils of poly graft natural	60.180	1.019.954	111.333	1.500.150
4002919000	Oil synthetic rubber& factice derivedfrom oils of other latex	240.930	2.303.807	302.271	1.900.627
4002991000	Oth synthetic rubber & factice derivedfrom oils in oth form	45.706	183.393	247.503	848.534
4002999000	Oth synthetic rubber latex & facticederived from oils	143.324	817.960	583.219	2.840.577
4003000000	Reclaimed rubber in primary formsoarin plates, sheets or strips	1.667.531	6.564.360	795.464	4.602.853
4004000000	Waste,paring & scrap of rubber (othhard rubbers)	418.344	2.288.331	273.254	1.355.938
4005100000	Compounded rubber with carbon blacksilica, unvulcanised	388.391	1.553.289	1.778.986	7.023.425
4005200000	Compounded rubber with solutions,oth subheading 4005.10	19.144	353.848	83.718	563.794
4005910000	Compounded rubber,unvulcanised,inplates, sheets, & strip	145.249	1.056.721	596.443	3.648.675
4005990000	Compounded rubber,unvulcanised,inoth form	411.328	1.488.924	1.051.496	4.260.948
4006100000	"camel-back" strips for retreadingrubber tyres, unvulcanised	80.889	485.053	84.946	524.372
4006900000	Oth forms & articles of unvulcanisedrubbers	28.106	462.742	622.395	3.214.456
4007000000	Vulcanised rubber thread & cord.	304.535	1.162.672	1.226.656	5.080.135
4008110000	Plates, sheets, & strip of cellularrubber	141.154	1.304.222	382.107	4.169.940
4008190000	Oth forms of cellular rubber	38.126	806.505	81.278	859.338
4008210000	Plates, sheets & strip of non-cellularrubber	174.575	477.290	500.979	1.795.222
4008290000	Oth forms of non-cellular rubber	194.545	792.618	348.190	2.255.839
4009110000	Tube,pipe & hose, not reinforced/othermaterial without fitting	264.045	973.471	1.185.048	5.658.976
4009120000	Tube,pipe & hose, not reinforced/othermaterial with fitting	19.282	486.408	147.175	4.488.888
4009211000	Mining slurry suction & discharge hose,without fitting	971	1.088	10.938	13.794
4009219000	Oth tube,pipe & hose,reinforced withoth materials without fittings	149.240	777.264	1.244.689	7.045.187
4009221000	Mining slurry suction & discharge hose,with fittings	127	2.478	3.513	44.679
4009229000	Oth tube,pipe & hose,reinforced withoth materials with fitting	128.908	2.109.645	370.631	13.271.166
4009311000	Mining slurry suction & discharge hose,reinforced w textile, without fitting	1	4.346	35	88.894
4009319000	Oth tube,pipe & hose,reinforced withtextile, without fittng	116.444	887.654	1.395.436	7.509.067
4009321000	Mining slurry suction & discharge hose,reinforced w textile, with fitting	0	4.331	0	236.200
4009329000	Oth tube,pipe & hose,reinforced withtextile, with fittng	38.079	119.323	500.591	1.578.007
4009411000	Mining slurry suction & discharge hose,reinforced w oth materials, without fitt	49.803	56.732	82.488	87.000
4009419000	Oth tube,pipe & hose,reinforced withoth material, without fitting	265.230	1.203.682	764.478	3.714.753
4009421000	Mining slurry suction & discharge hose,reinforced w oth materials, with fitting	1.213	23.690.752	15.071	1.146.026
4009429000	Oth tube,pipe & hose,reinforced withoth material, with fitting	286.022	1.579.041	4.424.504	20.078.976
4010111000	Conveyor belts/belting,reinforced withmetal, width > 20cm	3.696	45.894	172.657	285.372
4010119000	Conveyor belts/belting,reinforced withmetal, width <= 20cm	28.762	280.725	414.067	2.053.194
4010121000	Conveyor belts/belting,reinforced withtextile, width > 20cm	31.637	215.280	40.894	574.143
4010129000	Conveyor belts/belting,reinforced withtextile, width <= 20cm	162.191	703.218	213.700	1.430.846
4010191000	Oth conveyor belts/belting, reinforcedwith oth; width > 20cm	37.372	173.861	267.041	1.398.871
4010199000	Oth conveyor belts/belting, reinforcedwith oth; width <= 20cm	347.298	1.579.794	1.758.581	6.895.161
4010310000	V-belts,V-ribbed,60cm<outside circum ference<=120cm	22.418	224.605	304.536	1.692.608
4010320000	V-belts,oth than V-ribbed,60cm<outside circum ference<=120cm	17.505	69.076	403.078	1.719.521
4010330000	V-belts,V-ribbed,120cm<outside circum ference<=240cm	3.050	23.818	46.028	375.875
4010340000	V-belts,oth than V-ribbed,120cm<outside circum ference<=240cm	86	1.039	4.345	21.282
4010350000	Endless synchronous belt,60cm<outside circum ference<=150cm	3.505	75.936	30.998	419.191
4010360000	Endless synchronous belt,150cm<outside circum ference<=198cm	26	291	1.107	8.623
4010390000	Oth transmission belts/belting	229.883	1.243.842	2.213.773	13.332.633
4011100000	New pneumatic tyres,of rubber of a kindused on motor cars	724.411	3.515.177	2.479.755	11.158.587
4011201000	New pneumatic tyre,of rubber used onbuses/lorries, width<450mm	2.871.599	12.957.930	5.614.905	25.019.733
4011209000	New pneumatic tyre,of rubber used onbuses/lorries, width>=450mm	654.442	3.319.071	1.097.371	7.703.229
4011300000	New pneumatic tyres,of rubber of akind used on aircraft	53.394	171.948	625.665	1.871.079
4011400000	New pneumatic tyres,of rubber of akind used on motorcycles	30.622	255.909	136.645	631.384
4011500000	New pneumatic tyres,of rubber of akind used on bicycles	104.896	394.617	169.356	975.394
4011610000	New pneumatic tyres,of rubber used onagricultural/forestry vehicles & machine	8.243	198.364	40.450	560.720
4011620000	New pneumatic tyres,of rubber, rimsize<61 cm,used on const/ind.vehicles mach.	82.117	317.571	304.808	1.130.011
4011630000	New pneumatic tyre,of rubber,rim size>=61cm, used on const/ind.vehicles mach	53.942	187.650	236.435	870.151
4011690000	New pneumatic tyre,of rubber,used for oth purpose	1.454.408	4.299.483	7.528.038	21.117.799
4011920000	Oth new pneumatic tyre,of rubber,usedon agricul./forestry vehicles mach.	139.560	487.758	376.128	1.288.551
4011930000	Oth new pneumatic tyre,of rubber,rimsize<61 cm,used on const/ind.vehicles mach.	301.713	1.345.858	296.605	1.415.131
4011941000	Oth new pneumatic tyre,of rubber,rimsize>=61cm, used on earth mov.mach.	58.193	369.322	239.122	1.566.135
4011949000	Oth new pneumatic tyre,of rubber,rimsize>=61cm, used for oth. purposer	742.441	3.644.103	5.206.577	24.510.916
4011991000	Oth new pneumatic tyre,of rubber,used on vehicles of chap.87	1.276.271	6.281.786	7.296.473	34.637.419
4011992000	Oth new pneumatic tyre,of rubber,used on earth moving mach.	318.794	1.315.218	1.760.908	7.405.355

www.bps.go.id

I.3. IMPOR MENURUT KOMODITI / *IMPORT BY HS COMMODITY*
***** MEI / *MAY 2010* *****

H S	Uraian Komoditi *Commodity Description*	Berat Bersih / *Net Weight* (Kg) Bulan ini *Current Month*	 Kumulatif *Cum.Jan. to date*	Nilai / *Value C.I.F* (US$) Bulan ini *Current Month*	 Kumulatif *Cum.Jan. to date*
4011993000	Oth new pneumatic tyre,of rubber,used for oth, width>450mm	14.960	687.108	76.451	20.514.644
4011999000	Oth new pneumatic tyre,of rubber,used for oth, width<450mm	354.654	1.698.241	2.023.383	10.119.806
4012110000	Retreaded tyres,used on motor cars	25	151	489	634
4012129000	Retreaded tyres,used on buses/lorries,width>=450mm	67.646	157.382	223.461	445.100
4012130000	Retreaded tyres,used on aircraft	15.563	67.251	83.998	368.033
4012192000	Retreaded tyres,used on bicycles	0	76	0	313
4012194000	Retreaded tyres,used on oth vehiclesof chapter 87	0	127	0	1.044
4012199000	Retreaded tyres,used for oth purpossed	1.255	4.547	7.923	23.302
4012202900	Used pneumatic tyres,used on buses/lorries, width>=450mm	0	963	0	1.101
4012209900	Used pneumatic tyres,used on othpurposes, oth than of furskin	20	1.029	467	1.386
4012901100	Solid tyres, of ext dia < 100 mmfor vehicles of chapter 87	759	12.331	8.048	75.088
4012901200	Solid tyres, 100 mm< ext dia < 100 mmfor vehicles of chapter 87	65	1.206	2.226	12.748
4012901400	Oth solid tyres,external diameter > 250width<450mm, used of chap.87.	0	9.041	0	28.513
4012901500	Oth solid tyres,external diameter >250,width>450mm, used of chap.87.09.	111	111	394	394
4012901600	Oth solid tyres,external diameter>250mm,of a width > 450 mm	0	117.289	0	460.360
4012901900	Other solid tyres	57	61.205	570	299.361
4012902100	Solid tyres,enternal diameter <100 mm,	2	99	663	3.583
4012902900	Oth cushion tyres	1.324	10.019	1.646	28.122
4012908000	Tyre flaps	13.448	77.968	27.810	251.335
4012909000	Oth retreaded/used pneumatic,solid/cushion tyres, of rubber	20.241	394.208	98.623	1.021.935
4013101100	Inner tubes,of rubber,used on motor carwidth tyres<450mm	53.912	217.871	145.387	492.540
4013101900	Inner tubes,of rubber,used on motor carwidth tyres>450mm	0	33.904	0	100.529
4013102100	Inner tubes,of rubber,used on bus/lorriwidth tyres<450mm	13.712	62.826	40.780	196.523
4013102900	Inner tubes,of rubber,used on bus/lorriwidth tyres>450mm	3.320	144.324	1.042	245.438
4013200000	Inner tubes,of rubber,used on bicycles	41.392	449.120	75.508	732.286
4013901100	Inner tube,of rubber,use on earth movingwidth tyres<450mm	951	8.070	17.385	66.591
4013901900	Inner tube,of rubber,use on earth movingwidth tyres>450mm	1.641	7.240	7.179	20.225
4013902000	Inner tube,of rubber,used on motorcycleor motor scooters	44.271	600.951	24.315	494.689
4013903100	Inner tube,of rubber,used on oth vehicleof chap.87, width tyres<450mm	0	579	0	5.563
4013903900	Inner tube,of rubber,used on oth vehicleof chap.87, width tyres>450mm	9.382	37.074	10.094	54.065
4013909100	Oth inner tube,of rubber,suitable forfitting to tyres of width<450mm	20.024	64.476	72.043	263.572
4013909900	Oth inner tube,of rubber,suitable forfitting to tyres of width>450mm	47.711	257.624	18.014	271.118
4014100000	Sheath contraceptives	78.576	286.204	640.447	3.198.852
4014901000	Teats for feeding bottles & similar kind	21.933	53.584	187.387	585.096
4014904000	Stoppers for pharmaceutical use	30.943	133.861	603.955	2.594.840
4014909000	Oth hygienic/pharmaceutical articles,ofvulcanised rubber	19.214	77.496	196.367	843.930
4015110000	Gloves, mittens & mitts, surgical	97.091	461.855	597.623	2.577.587
4015190000	Gloves, mittens & mitts, for otherpurpossed	84.500	550.605	426.452	2.171.611
4015900000	Oth article of apparel, clothing accessfor all purpossed	28.474	98.213	205.500	941.062
4016100000	Oth articles of vulcanised rubber otherof cellular rubber	40.391	159.989	118.304	620.131
4016911000	Mats	86.031	368.240	224.703	1.241.503
4016919000	Floor coverings	25.915	90.476	76.154	364.444
4016921000	Eraser tips	88.151	308.964	326.350	1.258.588
4016929000	Other erasers	52.795	212.319	218.026	1.012.621
4016931000	Gaskets, coverings & oth, packing forelectrolytic capacitor	14.095	142.423	250.509	2.445.243
4016939000	Oth gaskets, washers & oth seals	509.806	3.989.009	8.088.912	41.053.284
4016940000	Boat/dock fenders,whether/not inflatable	115.120	325.368	333.362	1.083.640
4016950000	Oth articles of vulcanised rubber,	22.074	80.875	82.042	365.048
4016991100	Oth article of vulcanised rubber,for vhcof heading 87.02~87.05&87.11	293.147	1.320.683	4.088.156	18.224.834
4016991200	Oth article of vulcanised rubber,forvehicles 87.09,87.13,87.15&87.16	6.661	30.695	91.997	421.594
4016991700	Oth article of vulcanised rubber,forfor bicycles of heading 87.12	0	5.745	0	17.740
4016991900	Oth parts & access for vehicles ofrubber	52.585	163.562	446.709	1.399.277
4016992000	Parts & access of rotochutes ofheading 88.04	1.050	12.518	8.345	216.475
4016993000	Rubber bands	78.127	285.235	127.034	1.057.910
4016995100	Rubber rollers	135.874	578.209	502.601	1.993.022
4016995900	Oth article of a kind used in machinery/mechanical/electrical appliances, & oth	41.441	283.523	902.629	4.471.561
4016996000	Rail pad, of rubber	432	5.936	14.837	81.380
4016997000	Structural bearings including bridgebridge bearings, oth than rail pad	2.180	28.538	22.253	147.756
4016998000	Rubber grommets & rubber cover forautomotive wiring harness	86.082	384.270	1.413.113	6.320.642
4016999000	Oth articles of vulcanised rubber foroth purpossed	182.182	1.241.572	1.465.798	9.328.668
4017000000	Hard rubber in all form,include waste &scrap, articles of hard rubber	33.696	316.689	241.106	1.405.172
4101200000	Whole hide & skin,weight/skin<8kg(simplydried), 10kg(dry-salt), 16kg(fresh)	641.371	2.987.535	293.966	1.325.730
4101500000	Whole hide & skin,of a weight >16 kg	38.647	124.534	17.280	58.642
4101900000	Oth raw hides & skin of bovine/equineanimals	315.247	1.113.619	120.681	418.968
4102100000	Raw skins of sheep/lambs with wool on	24.237	119.285	83.710	215.517
4102210000	Raw skins of sheep/lambs without wool on, pickled	10.500	19.996	76.220	129.896
4102290000	Oth raw skins of sheep/lambs withoutwool on, not pickled	203.260	1.131.450	113.338	597.079
4103900000	Raw hide & skin of oth animal	137.668	556.840	80.594	256.464
4104110010	Bovine leather,vegetable pre-tannedfull grains, wet state	62.545	470.231	184.550	1.655.173
4104110090	Oth tanned/crust hide & skin of bovine,wet state, full grains	513.597	3.422.390	626.498	4.667.053
4104190000	Oth tanned/crust hide & skin of bovine,wet state, not full grains	813.024	1.883.946	2.964.885	6.128.982
4104410000	Crust vegetable (semi-tanned) hide &skins, full grains	396.014	1.651.973	6.196.728	21.427.044
4104490000	Oth crust vegetable (semi-tanned) hide& skin, full grains	183.761	950.164	1.420.209	7.545.129
4105100000	Tanned/crust skins of sheep/lamb,without wool on, in the wet state	43.464	372.542	353.939	2.870.824
4105300000	Tanned/crust skins of sheep/lamb,without wool on, in dry state	4.737	13.778	246.681	688.891
4106210000	Tanned/crust hide & skin of goat/kid,in the wet state	70	70	609	609
4106220000	Tanned/crust hide & skin of goat/kid,in the dry state	4.231	14.779	52.943	240.684
4106320000	Tanned/crust hide & skin of swinein the dry state	2.789	4.979	63.350	99.892

https://www.bps.go.id

I.3. IMPOR MENURUT KOMODITI / *IMPORT BY HS COMMODITY*
***** MEI / *MAY 2010* *****

H S	Uraian Komoditi *Commodity Description*	Berat Bersih / *Net Weight* (Kg) Bulan ini *Current Month*	 Kumulatif *Cum.Jan. to date*	Nilai / *Value C.I.F* (US$) Bulan ini *Current Month*	 Kumulatif *Cum.Jan. to date*
4106920000	Oth tanned/crust hide & skin of oth,animals in the dry state	3.841	3.841	223.842	223.842
4107110000	Whole hides&skins,full grains,unsplitsof bovine/eguine animals	74.861	455.056	1.415.027	6.659.750
4107120000	Whole hides & skins,grains splits,ofbovine/eguine animals	94.226	422.093	1.641.263	7.637.799
4107190000	Oth whole hides & skins,of bovine/eguine animals, in oth form	447.398	1.494.483	7.005.601	20.538.960
4107910000	Oth whole hide & skin,including side,ofbovine/eguine animals, full grains	9.464	53.140	140.687	863.036
4107920000	Oth whole hide & skin,including side,ofbovine/eguine animals, grain splits	11.163	23.949	246.065	592.622
4107990000	Oth whole hide & skin,including side,ofbovine/eguine animals, in oth forms	188.534	669.504	1.901.447	6.894.843
4112000000	Leather further prepared after tanning,oth than leather of heading 41.14	46.129	118.533	793.726	2.627.342
4113100000	Leather further prepared after tanning,of goats or kids	24.333	77.500	938.125	3.012.508
4113200000	Leather further prepared after tanning,of swine	30.685	133.786	276.289	1.725.298
4113300000	Leather further prepared after tanning,of reptiles	343	937	3.313	16.619
4113900000	Leather further prepared after tanning,of oth animals	8.007	20.198	154.722	490.445
4114100000	Chamois (including combinationchamoss leather	18.397	114.205	61.563	366.769
4114200000	Patent leather & patent laminatedleather, metalised leather	96.762	462.216	1.122.836	6.266.306
4115100000	Composition leather with basis ofleather in slabs, sheets/strip	13.296	84.983	390.439	2.442.094
4115200000	Paring&oth waste/of composition leather,not suitable for manuf. of leather artic	25.200	25.832	37.044	43.249
4201000000	Saddlery & harness for any animalof any materials	1.561	5.824	3.571	31.035
4202111000	School satchel,with outer surface ofleather, compositons/patent leather	12.492	156.658	45.744	516.571
4202119000	Trunk,suit,vanity,executive,brief-caseswith outer surface of leather	35.072	77.888	176.397	767.866
4202121000	School satchel,with outer surface ofplastics/textile materials	27.167	70.721	39.461	100.487
4202129000	Trunk,suit,vanity,executive,brief-casesw out surface of plastics/textile mat.	431.420	2.244.677	1.753.454	7.340.549
4202191000	School satchel,trunk,suit,vanity,brief,of wood, iron, steel or zinc	1.091	12.983	9.916	33.169
4202199000	School satchel,trunk,suit,vanity,brief,ot oth materials	104.553	495.402	515.198	3.139.598
4202210000	Hand bag with outer surface of leatheror of patent leather	282.435	819.402	1.459.258	4.852.821
4202220000	Hand bag with outer surface of plasticsheeting or of textile materials	363.486	1.213.004	1.306.637	8.164.566
4202290000	Hand bag with other outer surface	446.712	1.938.512	1.395.056	5.810.165
4202310000	Artcl in pocket/hand bag with outersurface of leather or of patent leather	15.981	81.455	133.089	867.325
4202320000	Artcl in pocket/hand bag with outersurface of plastics or of textile	119.065	395.615	321.214	1.573.370
4202390000	Article of kind normally carried pocketor in handbag with outer srfc of other	102.750	379.434	262.852	872.073
4202911000	Sport bags,with outer surface of leathercomposition leather/of patent leather	461	6.838	5.072	28.999
4202919000	Oth artcls with outer surface of leatheror of patent leather	8.216	63.287	196.607	1.019.082
4202921000	Bowling bags with outer surface ofplastic or of textile materials	4.656	9.850	42.250	72.773
4202929000	Other articles with outer surface ofplastic or of textile materials	37.380	156.052	352.073	1.763.025
4202991000	Bags, with outer surface of copper	641	3.658	4.451	21.906
4202999000	Oth than trunk, suit-cases,handbags,& similar containers	47.211	181.438	141.674	688.681
4203100000	Articles of apparelof leather or of composition leather.	11.055	22.952	107.570	379.570
4203210000	Gloves,mittens & mitts speciallydesigned for use in sports of leather	304	4.422	5.670	105.505
4203291000	Protective work gloves of leather orof composition leather	51.091	158.972	227.735	598.150
4203299000	Oth gloves, mittens & mitts of leatheror of composition leather	4.271	50.955	20.539	177.358
4203300000	Belts & bandoliers of leatheror of composition leather	100.584	318.907	359.735	1.649.060
4203400000	Oth clothing access of leatheror of composition leather	6.212	21.093	88.949	327.684
4205001000	Oth articles of leather or ofcomposition leather, boot laces ; mats	3.017	14.372	38.131	176.633
4205002000	Oth articles of leather,industrial safety belt & harnesses	11.764	45.913	47.357	265.815
4205003000	Leather strings or cords for jewelry orfor personal adornment	1.040	4.200	21.054	36.760
4205004000	Oth articles of leather/of compositionleather of a kind used in machinery	78	3.478	2.524	54.293
4205009000	Oth articles of leather oth thanboot laces,safety belt & leather string	7.124	22.627	49.073	215.473
4301100000	Raw furkins of mink, whole, with orwithout head, tail or paws	463	1.179	5.028	34.254
4301300000	Raw furkins of lamb, the followingastrakhan,broadtail, caracul, persian	0	339	0	4.543
4301600000	Raw furkins of fox, whole,with or without head, tail or paws	28	28	4.457	4.457
4301800000	Oth furskins, whole, with orwithout head, tail or paws	22	123	5.509	78.140
4302190000	Tanned or dressed furskins, oth thanof mink & of lamb	3.193	4.109	49.842	78.329
4303100000	Articles of apparel, clothing accessof furskin	26.449	33.864	621.526	730.335
4303902000	Article for industrial purposes,oth than of furskin	0	1	0	19
4303909000	Oth than sport bag & article for industpurposes, oth than of furskin	829	859	16.743	19.528
4304001000	Artificial fur	5.236	6.357	15.024	16.199
4304002000	Article for indust purposesof articficial fur	3.960	5.034	32.235	43.647
4304009900	Artificial fur&articles thereof otharticle find purposes&sport bags	432	5.874	3.574	24.953
4401100000	Fuel wood,in logs,in billets,in twigsfaggots or in similar forms	3.528.881	13.609.706	757.598	3.119.034
4401210000	Coniferous, wood in chips or particles	0	115.000	0	23.949
4401220000	Non-coniferous	0	27.719	0	41.662
4401300000	Sawdust & wood waste & scrap,whetheror not agglomerat in logs,briquet,pellet	853	639.936	3.714	252.879
4402900000	Wood charcoal(including shell or nutcharcoal), of oth than bamboo	5.215	30.304	24.320	68.186
4403101000	Baulks, wood in the rough,treated withpaint,stains,creosote/oth preservatives	25.114	129.526	24.967	161.231
4403109000	Oth baulk,sawlog,pit-props,poles,pilestreated with paint	338.069	696.572	100.941	216.598
4403209010	Coniferous,oil damar, pulpwood	0	3.508	0	58.881
4403209090	Oth wood in the rough	271.092	11.313.789	182.718	788.656
4403411000	Baulks of dark red meranti, lightred meranti & meranti bakau	0	42.568	0	18.186
4403419090	Oth pulp,baulk,of dark red merantilight red meranti & meranti bakau	78.897	613.440	5.140	33.746
4403491000	Oth baulks of dark red meranti lightred meranti & meranti bakau	18.000	18.000	13.179	13.179
4403499010	Pulpwood of oth tropical wood	0	52.864	0	100.269
4403499090	Oth pulp,baulk,sawlog,pit props,poles of tropical wood	24.000	132.819	3.971	112.445
4403911000	Baulks, sawlogs and veneer logs of oak	508.740	2.098.729	271.057	882.180
4403919090	Oth pulp,baulk,sawlog,pit props,polesof oak	1.875.446	7.450.532	805.345	2.793.624
4403921000	Baulks, sawlogs and veneer logsof beech	0	92.000	0	21.698
4403929090	Oth pulp,baulk,sawlog,pit props,pole ofbeech,oth thn pulpwood	0	16.563	0	2.346
4403991000	Baulks, oth meranti,beech,oak,tropical wood,ramin,keruing,kapur	25.614	91.681	61.621	192.365
4403999090	Oth pulp,baulk,sawlog,pit props,poles ofmeranti,tropic wood,ramin,keruing,kapur	446.680	1.338.709	166.937	316.668
4404200000	Hoopwood, split poles;piles, picket& the like of non coniferous	18.000	67.508	4.154	17.556

www.bps.go.id

I.3. IMPOR MENURUT KOMODITI / *IMPORT BY HS COMMODITY*
***** MEI / *MAY 2010* *****

H S	Uraian Komoditi *Commodity Description*	Berat Bersih / *Net Weight* (Kg) Bulan ini *Current Month*	 Kumulatif *Cum.Jan. to date*	Nilai / *Value C.I.F* (US$) Bulan ini *Current Month*	 Kumulatif *Cum.Jan. to date*
4405000000	Wood wool, wood flour.	141.631	655.884	89.818	356.991
4406100000	Railway or tramway sleepers(cross-ties)of wood not impregnated	0	132.000	0	17.785
4406900000	Railway or tramway sleepers(cross-ties)of wood impregnated	0	1.938	0	3.931
4407100010	Coniferous,planed of a thickness > 6mm	377.258	3.677.614	336.336	2.648.782
4407100020	Coniferous,sanded or end jointedthickness>6mm	20.577	184.526	13.784	150.640
4407100090	Coniferous,oth sanded or end jointed& planed, thickness>6mm	6.012.298	23.425.877	3.112.166	10.630.786
4407210010	Mahogany, planed, thickness>6mm	0	48.750	0	52.544
4407210090	Mahogany,oth planed, sandedend jointed,thickness>6mm	0	8.798	0	35.952
4407251090	Dark meranti/light red meranti, othplaned,sanded thickness>6mm	697.289	2.613.191	426.899	1.581.072
4407260010	White lauan,meranti,seraya, yellowmeranti& alan,planed, thickness>6mm	0	25.680	0	20.100
4407270090	Sapelli other planed, sanded orend jointed,thickness>6mm	5.783	113.125	3.706	141.671
4407280090	Iroko other planed, sanded orend jointed,thickness>6mm	0	39.528	0	26.003
4407291900	Jelutong oth planed & sanded orend jointed,thickness>6mm	236.762	391.069	298.448	619.030
4407293900	Kempas oth planed&sanded orend jointed, thickness>6mm	24.174	72.004	37.731	83.399
4407294900	Keruing wood,oth planed,&sanded orend jointed,thickness>6mm	92.791	204.680	68.981	152.159
4407296900	Teak wood,oth planed&sanded orend jointed, thickness>6mm	0	65.745	0	198.077
4407297090	Balau wood,oth planed&sanded orend jointed, thickness>6mm	0	7.577	0	14.634
4407299900	Oth tropical wood, oth sanded or endjointed&planed,thickness>6mm	101.626	673.501	69.699	263.820
4407910010	Oth of oak wood, planedthickness>6mm	40.823	146.204	29.468	105.120
4407910020	Oth of oak wood, sanded or endjointed, thickness>6mm	0	136.160	0	82.446
4407910090	Oth of oak wood,oth planed&sandedor end jointed, thickness>6mm	1.785.501	7.768.012	1.300.298	5.364.145
4407920010	Oth of beech wood,planedthickness>6mm	0	22.450	0	9.490
4407920090	Oth of beech wood,oth planed&sandedor end jointed, thickness>6mm	157.600	520.521	93.716	337.768
4407930010	Oth of maple wood,planedthickness>6mm	0	50.004	0	104.345
4407930020	Oth of maple wood, sanded or endjointed, thickness>6mm	186.909	225.366	150.112	185.489
4407930090	Oth of maple wood,oth planed&sandedor end jointed, thickness>6mm	466.278	1.618.358	371.926	964.655
4407940090	Oth of cherry wood,oth planed&sandedor end jointed, thickness>6mm	19.554	351.053	16.102	87.245
4407950090	Oth of ash wood,oth planed&sandedor end jointed, thickness>6mm	202.063	1.130.333	311.909	1.434.292
4407990010	Oth wood sawn or chipped lengthwise,sliced or peeled, planed thikness>6mm	111.321	616.299	115.673	462.901
4407990020	Oth wood sawn or chipped lengthwise,sanded or end jointed thikness>6mm	0	133.350	0	167.400
4407990090	Oth wood sawn or chipped lengthwise,planed or sanded thikness>6mm	1.107.104	7.239.085	1.074.764	5.727.062
4408101000	Cedar wood slats prepared for pencilmanufact;radiata pinewood for blockboard	0	137.373	0	379.186
4408103000	Face veneer sheets, coniferous	48.396	302.960	150.856	594.289
4408109000	Coniferous,oth cedar wood slats,faceveneer sheets	288.250	1.396.619	257.811	1.839.790
4408310000	Dark red meranti, light red meranti andmeranti bakau of the tropical wood	245.233	718.227	130.796	436.301
4408399000	Oth jelutong wood and oth woodprepared for pencil manufact	92.216	1.656.367	196.443	2.806.584
4408900000	Oth sheets for veneering and of thetropical wood of thickeness < 6 mm	561.808	2.483.860	926.224	4.564.767
4409100000	Coniferous wood cotin shaped	22	41.515	371	53.902
4409210000	Non coniferos wood cotin shapedof bamboo	13.653	95.816	15.775	78.116
4409290000	Oth non coniferous oth teak stripsfriezes for parquet flooring	102.995	378.571	177.767	480.166
4410110000	Particle board & similar board of wood	18.236.104	93.340.277	4.315.282	21.076.357
4410120000	Oriented strand & waferboard of wood	0	74.903	0	30.070
4410190000	Oth particle board,oriented strand board(osb) of wood	1.248.758	4.627.676	468.548	1.826.039
4410900000	Particle board & similar board ofother ligneous materias	329.834	617.101	80.665	171.867
4411120000	Medium density fibreboard (mdf)of a thickness < 5mm	2.501.324	10.599.582	1.026.927	4.204.993
4411130000	Medium density fibreboard (mdf)of a thickness > 5mm and < 9 mm	432.453	3.038.235	206.879	1.530.507
4411140000	Medium density fibreboard (mdf)of a thickness > 9 mm	4.283.027	18.182.745	1.652.762	7.187.034
4411920000	Oth fibreboard of a density >0.8g/cm3	420.993	1.647.204	274.072	1.001.671
4411930000	Oth fibreboard of 0,5g/cm<density<0,8g/cm3	1.130.136	6.873.673	460.681	2.646.740
4411940000	Oth fibreboard of a density <0.5g/cm3	67.726	1.468.441	27.709	579.543
4412100000	Plywood,veneered panel&similar laminated of bamboo	33.557	94.003	116.549	258.263
4412310000	Oth plywood,each thick.<6mm with atleast one outer ply of tropical wood	52.803	157.158	124.958	199.797
4412320000	Oth plywood,each thick.<6mm with atleast one outer ply of non coniferous	1.031.900	2.804.933	736.631	1.933.376
4412390000	Oth plywood consisting solely of sheetsof wood of each thick < 6 mm	3.502.767	12.886.387	1.691.649	6.734.108
4412940000	Oth plywood of blockboard,laminboardand battenboard	3.407	36.733	26.088	124.062
4412990000	Veneered panels&similar w/at least oneother wood	1.193.641	6.940.664	752.671	3.984.483
4413000000	Densified wood, in blocks,plates,stripsof profile shapes.	69.089	295.954	153.223	569.852
4414000000	Wooden frames for paintings, photo-graphs mirrors or similar objects.	16.851	54.941	28.659	223.914
4415100000	Cases, boxes, crates, drums & similarpackings; cable-drums	22.345	89.540	72.981	273.517
4415200000	Pallets,box pallets& other load boards;pallet collars	191.495	1.201.192	893.358	6.491.371
4416001000	Staves of wood	0	3.524	0	12.533
4416009000	Casks,barrels,vats,tubs&other coopersproducts & parts thereof, of wood	338	1.001	1.275	7.409
4417000000	Tools,tool bodies,tool handles,broom orbrush bodies & handles, of wood	77.813	362.289	184.399	699.081
4418100000	Windows,french-windows&their framesof wood	0	5	0	45
4418200000	Doors & their frames & thresholdsof wood	36.511	229.309	64.832	267.430
4418400000	Shuttering for concrete construcal workof wood	0	36.433	0	236.168
4418500000	Shingles & shakes of wood	2.862	2.862	35.881	35.881
4418720000	Assembled flooring panel for multilayerof wood	0	374.930	0	441.839
4418790000	Oth assembled flooring panels of wood	19.083	109.251	18.857	97.260
4418901000	Cellular wood panelscellular wood panels	0	2.536	0	1.142
4418909000	Other builders joinery & carpentryof wood	151.932	756.480	123.520	722.820
4419000000	Tableware and kitchenware, of wood.	35.406	124.193	34.753	126.868
4420100000	Statuettes & oth ornaments, of wood	576	11.434	610	28.527
4420901000	Wooden articles of furniture not fallingin chapter 94	151	18.177	1.543	38.409
4420909000	Oth wood marquetry and inlaid,casketand similar articles of wood	40.014	136.093	101.920	302.568
4421100000	Clothes hangers of wood	49.837	233.499	180.068	833.021
4421901000	Spools, cops & bobbins, sewing threadreels and the like of wood	17	4.062	61	18.413
4421902000	Match splints	4.057	13.491	5.301	39.982

https://www.bps.go.id

I.3. IMPOR MENURUT KOMODITI / *IMPORT BY HS COMMODITY*
***** MEI / *MAY 2010* *****

H S	Uraian Komoditi *Commodity Description*	Berat Bersih / *Net Weight* (Kg) Bulan ini *Current Month*	 Kumulatif *Cum.Jan. to date*	Nilai / *Value C.I.F* (US$) Bulan ini *Current Month*	 Kumulatif *Cum.Jan. to date*
4421903000	Wooden pegs or pins for footwear	267	32.309	590	65.669
4421904000	Candy-sticks, ice-cream sticks & icecream spoons	98.270	337.802	68.543	235.515
4421907000	Fans & handscreens, frames & handlesof wood	1.823	57.113	1.598	54.444
4421908000	Toothpicks of wood	51.115	212.751	26.748	133.438
4421909100	Horse and bullock gear of wood	0	1.638	0	13.076
4421909200	Prayer beads of wood	2.130	5.337	19.795	37.319
4421909900	Other wooden articles	101.535	487.211	206.352	1.259.414
4501100000	Natural cork, raw or simply prepared	152	1.357	2.825	17.625
4501900000	Waste cork; crushed, granulated orground cork.	0	7.667	0	27.339
4502000000	Natural cork,debarked or roughly squaredor in rectangular (includ square)blocks	343	3.744	441	6.633
4503100000	Corks and stoppers	52	9.160	355	42.004
4503900000	Other articles of natural cork.	7.582	75.923	33.228	204.453
4504100000	Blocks, plates, sheets & strip; tiles ofany shape; of agglomerated cork	5.598	16.640	32.362	116.612
4504900000	Other articles of agglomerated cork	49.141	200.427	122.547	668.003
4601210000	Mats, matting and screens of vegetablematerials of bamboo	33.555	101.004	61.410	107.547
4601220000	Mats, matting and screens of vegetablematerials of rattan	11	8.473	38	13.635
4601290000	Oth mats,matting & screens of vegetablevegetable of material	0	686	0	2.357
4601929000	Other products of bamboo	657	3.128	2.269	10.465
4601939000	Other products of rattan	0	11	0	688
4601991000	Mats and matting of other material	13	1.470	212	30.815
4601992000	Plaits & similar products of plaitingof other material	0	6.863	0	27.763
4601999000	Screens of other material	2.654	20.102	17.529	59.278
4602110000	Basketwork, wickerwork & other articles,of vegetable material of bamboo	0	4.557	0	12.142
4602120000	Basketwork, wickerwork & other articles,of vegetable material of rattan	0	235	0	3.424
4602190000	Basketwork, wickerwork & other articles,other vegetable material	4.451	11.325	14.658	44.354
4602900000	Basketwork, wickerwork & other articles,of other materials	7.212	18.633	161.391	212.360
4701000000	Mechanical wood pulp.	10.940.984	54.961.834	6.609.624	32.134.073
4702000000	Chemical wood pulp, dissolving grades.	38.318.461	128.830.075	38.607.697	125.521.529
4703110000	Chemical wood pulp, soda, oth than dissolving grades,unbleached,coniferous	3.333.695	14.641.024	2.294.392	9.245.995
4703210000	Chemical wood pulp, soda, oth than dissolving grades,bleached,coniferous	33.097.002	165.970.891	24.686.754	111.540.066
4703290000	Chemical wood pulp, soda, oth than dissolving grades,bleached,non coniferous	3.344.394	61.548.403	2.625.648	41.202.024
4704110000	Chemical wood pulp,sulphite,oth than dissolving grades,unbleached,coniferous	487.277	2.655.592	292.136	1.563.780
4704190000	Chemical wood pulp,sulphite,oth than dissolving grades,unbleached,non coniferous	0	1.770	0	8.300
4704210000	Chemical wood pulp,sulphite,oth than dissolving grades,bleached,coniferous	2.432.529	6.461.431	1.851.829	4.467.657
4704290000	Chemical wood pulp,sulphite,oth than dissolving grades,bleached,non coniferous	11.029	42.485	18.353	84.223
4705000000	Wood pulp obtained by a combination ofmechanical & chemical pulping processes	9.795.202	31.861.783	6.147.632	19.551.994
4706100000	Cotton linters pulp	170.722	1.793.441	893.815	6.045.770
4706200000	Pulps of fibres derived from recovered(waste & scrap) paper or paperboard	310.159	312.053	226.846	234.309
4706300000	Pulps of fibres derived from recoveredof oth than bamboo	1.122	3.623	21.362	47.529
4706910000	Mechanical pulps of fibres derived fromrecovered paper or paperboard	234.902	2.170.191	183.602	1.676.460
4706920000	Chemical pulps of fibres derived fromrecovered paper or paperboard	215.542	2.338.871	663.226	3.067.021
4706930000	Semi chemical pulps of fibres derivedfrom recovered paper or paperboard	0	51.840	0	185.536
4707100010	Unbleached kraft paper or paperboardfor paper making purposes	132.169.201	581.702.390	31.560.978	119.590.340
4707100090	Unbleached kraft paper or paperboardfor oth purposes	1.621	5.357	3.452	13.910
4707200010	Oth paper,bleached chemical pulp,notcolored, for paper making purposes	13.167.088	54.154.899	5.107.851	18.530.491
4707200090	Oth paper,bleached chemical pulp,notcolored, for oth purposes	231	2.256	899	17.605
4707300010	Paper made mainly of mechanical pulpfor paper making purposes	55.204.237	290.207.045	14.548.746	62.845.309
4707300090	Paper made mainly of mechanical pulpfor oth purposes	4.816	11.181	20.815	42.514
4707900010	Other paper, unsorted waste & scrap,for paper making purposes	6.463.533	77.599.230	1.326.069	13.014.701
4707900090	Other paper, unsorted waste & scrap,for oth purposes	1.182	2.148	11.697	20.001
4801001000	Newsprint, in rolls or sheets.weighing not more than 55 g/m2	804.291	813.998	457.189	487.842
4801009000	Newsprint, in rolls or sheets.weighing more than 55 g/m2	156.311	1.346.136	99.913	981.651
4802100000	Hand-made paper and paperboard	11.928	20.522	49.605	118.229
4802200000	Paper and paperboard of a kind used asfor photo sensitive,heat-sensitive	33.218	180.104	75.868	490.283
4802400000	Wallpaper base	1.670	65.252	6.475	262.958
4802541000	Paper,no fibres used in manufac gypsboard computercards,weight <40g/m	51.290	53.530	46.161	73.002
4802549010	Aluminium base paperweighing<20gm2 in rolls >15cm	158.964	825.427	184.814	991.797
4802549090	Oth carbonising base paperweighing<20gm2 in rolls >15cm	119.792	6.541.056	176.549	3.081.978
4802552100	Fancy paper and paperboard,in rolls of width of =< 15 cm	0	3	0	100
4802552900	Fancy paper and paperboard,other than in roll of with of >15cm	0	1.645.507	0	1.296.177
4802559000	Paper,no fibres, for other purpose40< weight <150 g/m,roll	435.071	5.448.256	780.688	6.338.574
4802562100	Fancy paper and paperboard,in rectangular =<36cm oth side =15cm	3	82	3	530
4802562900	Oth fancy paper & paperboard	331	2.131	4.650	34.352
4802569000	Paper,no fibres, for other purpose40< weight <150 g/m,sheet	92.589	1.240.857	102.949	1.046.345
4802570000	Other paper & paperboard, weight>40g/m2and =< 150g/m2	511.107	1.552.347	504.195	1.465.448
4802582900	Fancy paper and paperboard,oth in rollwidth<=15cm/in rectang sheet<36cm	0	78.551	0	84.880
4802589000	Oth paper,no fibres, for other purposeweight >150 g/m	534.301	5.143.529	369.291	2.976.641
4802611000	Paper, fibres>10%, aluminium paperpaper,in rolls	0	14	0	257
4802619000	Paper,fibres>10%,oth aluminium paper,banknotes,printing,writing,in rolls	422.196	996.452	343.992	822.777
4802621000	Paper, fibres, aluminium paper basein sheets with 435< one side <297mm	0	937	0	15.915
4802629000	Oth paper,fibres, for other purpose,in sheets with 435< one side <297mm	464	26.640	2.960	152.319
4802690000	Oth paper,fibres, for other not purpose,of fibres>10%, paper in roll	182.077	1.073.957	296.278	1.492.180
4803003000	Cellulosewadding not further worked thanbeing color,marble throughout the mass	3.787	36.218	28.886	183.954
4803009000	Oth cellulosa wading & tissue paper fortoilet/facial tissue stock&similar paper	165.848	956.970	468.086	2.638.279
4804111000	Kraftliner paper&paperboard,in rolls orsheets,unbleached	377	26.932	6.006	32.990
4804119000	Kraftliner paper&paperboard,in rolls orsheets,bleached	1.842.302	8.612.646	1.191.170	4.472.368
4804191000	Kraftliner paper&paperboard, oth thanof kind used in mnftre of gipsum boards	1.295	2.969	6.318	12.520
4804199000	Oth kraftliner paper&paperboard	1.149.935	8.989.463	695.906	5.481.065

www.bps.go.id

I.3. IMPOR MENURUT KOMODITI / *IMPORT BY HS COMMODITY*
***** MEI / *MAY 2010* *****

H S	Uraian Komoditi *Commodity Description*	Berat Bersih / *Net Weight* (Kg) Bulan ini *Current Month*	 Kumulatif *Cum.Jan. to date*	Nilai / *Value C.I.F* (US$) Bulan ini *Current Month*	 Kumulatif *Cum.Jan. to date*
4804211000	Sack kraft paper for making cement bagin rolls or sheets,unbleached	7.361.289	40.839.827	5.599.902	32.887.222
4804219100	Sack kraft paper for making cement bagin rolls or sheets,bleached	299.310	2.416.020	294.375	2.026.035
4804219900	Oth sack kraft paper for making cementbag in rolls or sheets,unbleached	226.008	1.002.606	209.033	856.844
4804291000	Composite papers, in rolls or sheets	0	133.645	0	83.707
4804299000	Oth composite papers, in rolls or sheets	484.648	1.916.346	307.726	1.311.877
4804311000	Elect grade insulating kraft paper,weighing 150 g/m,unbleached	94.631	183.734	479.396	1.255.985
4804313000	Wet strenght 40g to 60g, for plywoodadhesive tape,weigh 150g/m,unbleached	225.305	800.754	284.787	991.976
4804319000	Other kraft paper & wet strenghtweighing 150 g/m,unbleached	701.235	3.107.000	524.359	2.750.116
4804391000	Adheshive tape,40-60g,used in mnfact.weight <= 150g/m2,bleached	312.930	959.266	279.861	835.633
4804399000	Adheshive tape,40-60g,not used inmnfact.,weigh <= 150g/m2,bleached	190.184	978.544	181.772	1.080.214
4804411000	Elect grade insulating kraft paper,150<weighing< 225 g/m,unbleached	156.163	206.380	179.058	232.459
4804419000	Oth elect grade insulating kraft paper,150<weighing <225 g/m,unbleached	1.036.754	4.380.040	758.356	3.149.154
4804420000	Bleached uniformly throughout the mass&>95% wood fibres,150<weigh<225 g/m	0	110.646	0	210.869
4804490000	Other kraftpaper& paperboard150<weighing< 225 g/m	1.232	18.912	10.261	111.081
4804511000	Elect grade insulating kraft paper,pressboard weighing >600g/m,unbleached	0	6.353	0	18.490
4804519000	Oth wet strenght 40g to 60g,for plywoodadhesive tape,weigh>225g/m,unbleached	884	1.174.743	9.533	606.492
4804521000	Bleached of kind used in the manufact ofgypsum boards	0	125.663	0	40.212
4804529000	Bleached oth of kind used in themnfrt of gypsum boards	192.515	564.078	271.163	975.741
4804590000	Other kraftpaper& paperboardweighing 225 g/m or more	37.810	196.553	69.892	538.774
4805110000	Uncoated paper&paperboard,semichemicalfluting paper,rolls or sheets	273.674	1.656.199	139.442	724.938
4805129000	Uncoated paper&paperboard,oth semichemical,straw flutingpaper.rolls,sheets	661	25.682	7.875	65.459
4805191000	Uncoated paper&paperboard,oth flutingpaper	110.022	198.541	59.231	278.728
4805199000	Oth uncoated paper and paperboard,in rolls or sheets	834.047	8.749.703	341.562	3.745.169
4805240000	Uncoated paper&paperboard,testlinerweighing 150 g/m2 or less	124	269.795	1.852	115.359
4805251000	Uncoated paper&paperboard,testlinerweighing >= 150 g/m2	0	141.258	0	61.988
4805259000	Uncoated paper&paperboard,testlineroth of weighing >= 150 g/m2	819.654	5.324.734	439.747	2.757.813
4805309000	Paper,sulphite wrapping paper,oth colored match wrapping paper	52.836	169.793	25.548	137.184
4805400000	Filter paper and paperboard	355.981	2.304.515	1.257.189	7.937.579
4805500000	Felt paper and paperboard	2.599	15.062	19.003	75.703
4805911000	Paper used as packing of flat glassproduct, resin<0,6%,wg<150g/m	607	757	7.905	9.968
4805919000	Uncoated paper&paperboard,oth blotting,&joss paper,weighing150g/m or less	180.363	1.102.973	140.994	840.992
4805921000	Multi-ply paper and paperboard of150<weighing<225g/m	13	100	96	968
4805929000	Uncoated paper&paperboardof oth 150<weighing<225g/m	1.227.321	5.904.100	663.749	3.152.571
4805931000	Multi-ply paper and paperboardof weighing > 225g/m2	71.019	169.719	45.735	113.229
4805939000	Uncoated paper&paperboard,of other weighing > 225g/m2	1.034.681	4.509.097	831.335	3.407.432
4806100000	Vegetable parchment	135.761	406.297	333.678	1.066.834
4806200000	Greaseproof papers	73.818	319.629	101.984	546.010
4806300000	Tracing papers	53	64.946	551	177.501
4806400000	Glassine and other glazed transparentor translucent papers	607.937	3.057.142	857.918	4.122.667
4807000000	Composite paper and paperboard notsurface-coated or impregnated	742.839	4.621.116	497.884	2.743.284
4808100000	Corrugated paper&paperboard,whether ornot perforated,in rolls or sheets	187.228	1.975.640	246.167	1.474.987
4808200000	Sack kraftpaper,creped,crinkled,whether,not embossed or perforat,rolls or sheets	5.364	18.109	46.093	122.772
4808300000	Oth kraftpaper,creped or crinkle,whetheror not embossed or perforated	111.700	193.413	103.624	276.180
4808901000	Paper&paperboard,embossed paperfancypaper used printing,cover,lining	53.069	87.953	30.467	180.647
4808909000	Paper&paperboard,oth embossedfancypaper used printing,cover,lining	98.760	523.969	214.237	1.290.557
4809200000	Self-copy paper	25.517	96.347	45.371	171.964
4809900000	Other self-copy paper	152.772	729.589	348.533	1.411.461
4810134000	Paper&paperboard for photo,heat,elect.in rolls papers of width <15cm	6	42.270	371	48.145
4810135000	Paper&paperboard for photo,heat,elect.in rolls papers of oth width <15cm	17	187	207	2.176
4810139010	Banknotes paper, in rollsof a width <= 15 cm	1.045.473	2.460.731	9.462.925	25.251.187
4810139090	Oth coated writing and printing paperbanknotes paper,in rolls	1.341.879	4.960.513	1.432.561	4.801.693
4810145000	Paper&paperboard for photo,heat,elect.sensitive 297<one side<435mm,in sheets	0	136	0	358
4810146000	Paper&paperboard for photo,heat,elect.of width < 15cm	256	28.242	1.117	285.696
4810149090	Oth coated writing &printing paperbanknotes paper,in sheets	0	23.926	0	69.272
4810190010	Other Banknotes paper	239	719.650	4.107	5.997.603
4810190090	Oth banknotes paper,coated wrinting&printing paper, one side>435mm	582.837	1.569.767	661.889	2.611.218
4810223000	Paper&paperboard for photo,heat,elect.sensitive,light weight coated paper	45.773	152.706	45.773	157.155
4810224000	Paper&paperboard, oth in rollof a width 15cm<one side<36cm,unfolded	16.533	16.542	23.352	23.442
4810229000	Oth aluminium paper base, light-weigtcoated paper	620.683	5.530.930	1.534.831	7.658.747
4810294000	Oth paper&paperboard for photo,heat,.elect oth light weight coated paper	0	574	0	1.646
4810295000	Oth paper&paperboard, oth in rollof a width 15cm<one side<36cm,unfolded	0	146.914	0	197.138
4810299000	Oth aluminium paper base and artpaper oth light weight coated paper	730.199	3.379.170	788.220	3.742.219
4810312000	Kraftpaper,for separate batery plate,width<=15cm,15cm<side>36cm,bleached	0	32	0	255
4810313000	Kraftpaper,for separate batery plate,width<=15cm,15cm<side>36cm,unbleached	14	77	28	128
4810319000	Kraft paper,paperboard, not for writing,printing, other grafic purp, <=150 g/m2	966	257.434	9.130	136.060
4810322000	Paper & paperboard,bleached,in rollswidth<=15cm,side<=36cm,weight>=150g/m2	0	15	0	22
4810329000	Kraft paper,paperboard, not for writing,printing, other grafic purp, >150 g/m2	394.873	3.315.677	415.743	3.268.845
4810392000	Paper as interleaf mtrl in proc batteryroll < 15cm, rect < 15 x 36 cm2	10.691	31.295	86.330	203.578
4810393000	Oth kraft paper, roll < 15 cm, rectang< 15 x 36 cm2	0	12	0	112
4810399000	Kraft paper and paperboard in other size	156.702	704.848	152.488	700.039
4810921000	Gray backboard, multi ply	839.658	1.637.175	650.898	1.211.150
4810923000	Paper colored for computer card,oth multi ply	2.159	29.892	11.090	119.468
4810929000	Oth paper colored for computercard & gray backboard, multi ply	547.589	4.059.913	455.254	2.735.843
4810992000	Oth paper and paperboardof multi ply	574	2.174	3.325	11.125
4810999000	Oth paper colored for computer card,oth multi ply	267.401	2.241.605	322.642	2.116.964
4811101000	Tarred, bituminised/asphalted paper &paperboard, in roll <15cm, rect<15x36cm2	326	224.080	3.188	1.217.457
4811109000	Tarred, bituminised/asphalted paper &paperboard, in other size	345.660	1.449.412	380.935	1.903.922
4811411000	Gummed or adhesive paper&paperboard,self-adhesive	137.972	917.032	506.531	2.865.640

http://www.bps.go.id

I.3. IMPOR MENURUT KOMODITI / *IMPORT BY HS COMMODITY*
***** MEI / *MAY 2010* *****

H S	Uraian Komoditi *Commodity Description*	Berat Bersih / *Net Weight* (Kg) Bulan ini *Current Month*	 Kumulatif *Cum.Jan. to date*	Nilai / *Value C.I.F* (US$) Bulan ini *Current Month*	 Kumulatif *Cum.Jan. to date*
4811419000	Gummed or adhesive paper&paperboard,oth self-adhesive	752.470	3.106.505	1.717.559	7.231.012
4811491000	Oth gummed or adhesive paper&paperboardself-adhesive	31.817	92.319	107.515	678.154
4811499000	Oth gummed or adhesive paper&paperboardoth self-adhesive	255.944	1.234.411	435.521	2.188.748
4811511000	Paper coated,impregnated or coveredwith plastic, bleached,wg>150g/m	24.615	30.531	36.001	61.354
4811512000	Paper coated,impregnated or coveredoth in sheets 15<oneside<36cm unfolded	0	42.479	0	58.827
4811519000	Paper coated,impregnated or coveredwith plastic, unbleached,wg>150g/m	1.169.702	4.938.513	1.653.951	7.178.619
4811591000	Paper coated,impregnated or coveredoth for mnftre of papercup bottoms	61.400	276.239	494.115	1.818.496
4811592000	Oth paper coated,impregnated or coveredand with a lining of aluminium foil	1.276.286	5.666.064	4.268.954	24.067.742
4811599000	Oth paper coated,impregnated or coveredwith plastic,oth bleached,wg>150g/m	337.575	3.304.394	1.028.627	9.664.406
4811601000	Paper coated,impregnated or coveredwith wax,paraffin,stearin,oil,glycerol	3.419	6.748	16.485	69.332
4811609000	Paper coated,impregnated or coveredwith oth wax,paraff,stearin,oil,glycerol	107.632	314.768	166.594	441.387
4811903000	Oth paper, paperboard,cellulose waddingweb of cell fibr roll<15cm,rect<15x36cm2	98	5.692	296	46.153
4811909000	Oth paper, paperboard,cellulose waddingweb of cell fibres other size	971.593	5.017.390	2.810.447	13.959.222
4812000000	Filter blocks,slabs&plates,of paperpulp	6.216	63.584	32.182	340.398
4813100000	Cigarette paper,in the formof booklets or tubes	77.157	466.433	383.011	2.521.798
4813200000	Cigarette paper,in the form in rolls ofa width not exceeding 5 cm	271.210	1.296.269	849.538	4.797.616
4813900000	Cigarette paper,oth in the of booklets,tubes & in rolls	1.026.796	3.145.565	2.659.098	10.620.973
4814100000	Wallpaper&similar wall coverings,"ingrain" paper	239	241	661	687
4814200000	Wallpaper&similar wall coverings,the face side,with a grained,embossed,	105.380	468.326	265.470	1.112.531
4814900000	Wallpaper&similar wall coverings,oth with transparant protective plastics	261.285	1.232.840	833.955	2.923.261
4816200000	Self-copy paper (other than of 48.09)	249	18.308	4.137	63.425
4816900000	Other heat transfer paper & offsetplates of paper	146.441	510.588	432.273	1.582.182
4817100000	Envelopes	19.780	131.944	172.882	1.094.199
4817200000	Letter cards,plain postcards andcorrespondence cards	22.606	70.375	33.613	169.969
4817300000	Boxes,pouches,wallets & writingcompendiums,of paper or paperboard,	18.818	124.770	57.598	518.364
4818100000	Toilet paper	8.342	31.015	9.326	38.762
4818200000	Handkerchiefs,cleansing or facialtissues & towels	43.871	473.110	279.925	1.446.695
4818300000	Tablecloths and serviettes	12.582	35.212	21.957	107.351
4818401100	Napkins & napkin liners for babies &similar sanitary articles	752.907	4.394.211	1.955.963	11.090.289
4818401900	Oth napkins & napkin liners for babies &similar sanitary articles	625.990	4.121.464	2.026.363	13.000.700
4818402000	Sanitary towels,tampons & similararticles	1.339.420	6.859.789	4.949.707	24.443.870
4818500000	Articles of apparel & clothing,surgical face masks	9.573	120.172	99.815	1.485.876
4818900000	Oth articles of apparel & clothing,oth surgical face masks	99.674	394.854	271.165	1.169.473
4819100000	Cartons,boxes & cases, of corrugatedpaper or paperboard	1.111.019	5.595.422	1.839.441	9.813.462
4819200000	Boxes, of non corrugated paper &paperboard	1.415.761	6.493.968	4.946.550	23.766.337
4819300000	Sacks&bags,base of a width>40cmfor cement or fertizer packing	220.338	1.031.102	385.658	1.799.915
4819400000	Other sacks and bags, including cones	86.499	623.855	331.127	1.973.409
4819500000	Other packing containers,includ recordsleeves	144.033	772.091	460.498	3.093.315
4819600000	Box files,letter trays,storage boxes&similar articles,used in offices,shops	256.881	496.596	246.297	808.270
4820100000	Registers,account books,note books,receipt books,&similar articles	45.004	312.004	162.316	996.389
4820200000	Exercise books	30.769	121.169	88.391	308.619
4820300000	Binders(other than book covers),folders&file covers	7.730	19.449	28.432	99.425
4820400000	Manifold business forms& interleavedcarbon sets	1.618	11.244	6.213	40.093
4820500000	Albums for samples or for collections	13.592	37.371	98.613	217.774
4820900000	Other exercise book,binders,manifold,albums	25.196	116.477	66.972	431.315
4821101000	Printed,labels that form of packing forjewellery,small objects & the like	107.767	567.280	1.441.362	7.004.888
4821109000	Printed,oth labels that form of packingfor jewellery,small objects & the like	413.567	1.656.266	5.251.908	19.164.648
4821901000	Oth printed,labels that form of packingfor jewellery,small objects & the like	19.667	118.780	330.864	1.253.073
4821909000	Oth printed,oth label that form of packfor jewellery,small objects & the like	179.551	750.492	1.888.212	7.201.092
4822100000	Bobbins,spools,cops&similar of pulpof a kind used for winding textile yarn	382	59.580	3.248	166.248
4822900000	Bobbins,spools,cops&similar of pulpoth of a kind used for wind textile yarn	130.335	528.964	209.780	1.034.495
4823200000	Filter paper in rolls or sheets	250.505	983.554	1.058.742	4.829.114
4823401000	Cardiograph recording paper	105	721	2.930	19.905
4823409000	Oth paper for self recording for otherapparatus	28.897	170.454	136.125	722.401
4823610000	Trays,dishes,plates,cups&the like,ofpaper or paperboard of bamboo	0	3	0	34
4823690000	Trays,dishes,plates,cups&the like,ofpaper or paperboard of oth than bamboo	23.150	157.952	89.625	476.076
4823700000	Gaskets and washers,moulded orpressed artcles of paper pulp	25.420	132.342	170.856	514.524
4823901000	Other paper, cocooning frames forsilk-worms	3.832	29.839	11.667	396.451
4823902000	Sterilization indicators,not gummed,cocooning frames for silk-worms	3.049	11.884	11.462	36.605
4823903000	Cup stock board (l.e. polyethylene (pe)in rells of width of less than 10 cm	6.053	30.356	17.213	63.815
4823904000	Telegraph or teleprinter paper in stripor rolls	0	206	0	1.029
4823905000	Display cards for jewellery/for smallobjects of personal adornment	0	214	0	1.235
4823906000	Punched jacquard cards	2	7	27	147
4823907000	Fans&handsscreens,with paper mountsor leaves&frames of any materials	1.241	4.471	2.708	10.004
4823909000	Other,cut to size/shape,other than instrips, rolls or sheets	393.993	2.265.109	1.394.240	7.632.365
4901100000	Print books in official language of impctry for educations, in single sheet	42.655	640.199	323.871	1.899.439
4901910000	Dictionaries,wholly/essentially in theofficial language of the import country	3.750	15.295	11.000	112.381
4901991000	Oth educational,wholly/essential in theofficial language of the import country	37.569	136.462	541.788	1.064.202
4901999000	Oth educational,oth wholly/essential inofficial language of the import country	221.873	733.731	1.457.189	6.005.606
4902100000	Newspapers,journals & periodicalsappearing at least four times a week	0	305	0	1.266
4902900000	Oth newspapers, journals and periodicals	5.051	36.402	44.482	332.545
4903000000	Childrens picture,drawing or coloringbooks.	155	22.396	3.283	68.524
4904000000	Music,printed or in manuscript,whetheror not bound or illustrated.	2.444	9.014	15.505	201.966
4905100000	Maps&hydrographic or similar charts ofall kinds,globes	359	14.916	4.363	138.430
4905910000	Maps&hydrographic or similar charts ofall kinds,in book form	1	95	1	87
4905990000	Maps&hydrographic or similar charts ofall kinds,in other form	50	600	5.008	10.542
4906001000	Plans&drawings,including photographicreproduct&carbon copies of plans&drawing	2	2.024	16	110.881
4906009000	Plans & drawings, being originals drawnby hand, hand-written texts	84	4.710	1.339	76.089

https://www.bps.go.id

I.3. IMPOR MENURUT KOMODITI / *IMPORT BY HS COMMODITY*
***** MEI / *MAY 2010* *****

H S	Uraian Komoditi *Commodity Description*	Berat Bersih / *Net Weight* (Kg) Bulan ini *Current Month*	 Kumulatif *Cum.Jan. to date*	Nilai / *Value C.I.F* (US$) Bulan ini *Current Month*	 Kumulatif *Cum.Jan. to date*
4907001000	Banknotes, being legal tender	0	61	0	970
4907002000	Unused postage stamps	0	32	0	909
4907004000	Stock,share/bond certificates&similardocuments of title; cheque forms	0	102	0	437
4907009000	Other banknotes,unused postage,revenue,stock,share & the like	1.260	2.454	43.693	207.843
4908100000	Transfers (decalcomanias), vitrifiable	31.068	123.804	319.884	1.540.808
4908900000	Oth than transfers (decalcomanias),vitrifiable	15.316	77.773	190.639	1.018.018
4909000000	Printed/illustrated postcards, cardgreetings, messages/the like	425	4.270	1.019	25.957
4910000000	Calendars of any kind,printed,includingcalendar blocks.	3.747	35.709	3.235	127.888
4911100000	Trade advertising material, commercialcatalogues & the like	68.373	171.169	480.040	1.271.155
4911912000	Printedmatter,wall pictures&diagram forinstruct purposes;designs&photograph	2.055	2.237	16.869	21.983
4911913000	Printed matter,oth printed picturesand photographs	22	6.335	38	35.314
4911919000	Printed matter,oth anatomical&botanicaldiagram & wall picture	4.465	42.425	35.144	204.908
4911991000	Printed card for jewellery,small objectperson adornment,carried in the pocket	181	5.844	3.638	10.060
4911992000	Printed stickers for explosives	2	23	47	640
4911999000	Oth printed matter, oth printed sticker& printed card	26.135	133.307	252.443	1.064.908
5001000000	Silkworm cocoons suitable for reeling.	0	1.781	0	9.453
5002000000	Raw silk (not thrown).	0	142	0	250
5004000000	Silk yarn(oth than yarn spun fromsilk waste) not put up for retail sale.	32.230	129.615	90.948	461.199
5005000000	Yarn spun from silk waste,not put upfor retail sale.	8.575	9.426	39.262	68.607
5006000000	Silk yarn & yarn spun from silk waste,put up for retail sale;silk-worm gut.	38.709	54.192	33.114	51.253
5007100010	Fabrics of noil silk,bleached/unbleached	72	1.737	5.623	68.148
5007100090	Fabrics of noil silk, oth than bleached/unbleached	1.753	9.701	14.975	88.161
5007200010	Oth fabrics,silk/silk waste >85%,oth than noil silk,bleached/unbleached	6.562	60.276	163.632	933.281
5007200090	Oth fabrics,silk/silk waste >85%,oth than noil silk,oth bleach/unbleach	0	1.264	0	66.093
5007900010	Oth fabrics,silk/silk waste < 85%,oth than noil silk,bleached/unbleached	131	1.821	2.651	72.389
5007900090	Oth fabrics,silk/silk waste < 85%,oth than noil silk,oth bleach/unbleach	15.577	52.167	159.829	676.654
5101110000	Shorn wool, not carded/combed,greasy, including fleece-washed wool	896	1.653	8.265	16.042
5101190000	Oth shorn wool, not carded/combed,greasy, including fleece-washed wool	82	122	1.185	1.383
5101210000	Shorn wool, not carded/combed,degreased, not carbonised	19.264	57.625	40.108	124.324
5101290000	Oth shorn wool, not carded/combed,degreased, not carbonised	40	59.887	1.417	140.323
5101300000	Wool, not carded/combed, carbonised	0	24.523	0	169.110
5102190000	Fine animal hair,not carded/combedoth of kashmir (cashmere) goats	0	99	0	637
5105100000	Carded wool	3.771	3.771	70.432	70.432
5105290000	Combed wool not in fragments	201.324	559.559	1.969.567	5.310.640
5105390000	Other fine animal hair, carded/combed	13.907	13.907	153.297	153.297
5106100000	Yarn,carded, wool > 85% by weightnot put up for retail sale	2.219	3.315	26.486	41.065
5106200000	Yarn,carded, wool < 85% by weightnot put up for retail sale	18.297	37.495	157.890	337.047
5107100000	Yarn,combed, wool > 85% by weightnot put up for retail sale	186	11.290	19.622	78.378
5107200000	Yarn,combed, wool < 85% by weightnot put up for retail sale	10.527	10.852	153.790	165.229
5108200000	Yarn of fine animal hair not put upfor retail sale., combed	0	39	0	3.404
5109100000	Yarn,wool/animal hair > 85%, for retailsale	0	736	0	32.746
5109900000	Yarn,wool/animal hair < 85%, for retailsale	0	120	0	8.764
5110000000	Yarn,coarse animal hair/of horsehairwether not put up for retail sale	0	77	0	1.544
5111110000	Woven fabric,carded,wool/animal hair>85%, weight < 300 g/m	52.398	111.116	1.301.248	2.761.858
5111190000	Woven fabric,carded,wool/animal hair>85%, weight > 300 g/m	659	2.291	10.579	81.725
5111200000	Woven fabric,carded, wool/animal hairmix. mainly w/made filament	0	395	0	7.056
5111300000	Woven fabric,carded, wool/animal hairmix. mainly w/made stapel	9.157	111.390	86.912	889.850
5111900000	Woven fabric,carded, wool/animal hairoth mixed	104	23.370	3.575	636.512
5112110000	Woven fabrics,combed wool/animal hair>85%, weight < 200 g/m	26	5.694	1.548	135.226
5112190000	Woven fabrics,combed wool/animal hair>85%, oth weight > 200 g/m	141.850	295.362	3.857.840	7.821.102
5112200000	Woven fabrics,combed wool/animal hairmix. mainly w/made filament	21.104	38.639	380.555	697.384
5112300000	Woven fabrics,combed wool/animal hairmix. mainly w/made stapel	85.520	113.720	1.432.940	2.042.099
5112900000	Woven fabrics,combed wool/animal hairoth mixed	29.363	110.027	507.572	1.911.773
5113000000	Woven fabrics of coarse animal hair/of horsehair	0	16	0	251
5201000000	Cotton, not carded/combed.	54.226.333	266.950.872	97.056.741	447.055.898
5202100000	Cotton waste,yarn waste	114.571	116.807	218.008	270.934
5202910000	Cotton waste,garnetted stock	0	916	0	8.270
5202990000	Oth yarn waste & garnetted stock	131	143.125	2.549	166.966
5203000000	Cotton, carded/combed.	95.684	123.984	103.057	311.859
5204110000	Cotton sewing thread,not for salecont 85%/more by weight of cotton	167.573	298.947	444.285	814.873
5204190000	Cotton sewing thread,not for retail saleoth cont 85%/more of cotton	41.671	209.248	269.895	1.472.902
5204200000	Cotton sewing thread, for retail sale	14.194	105.744	26.382	134.819
5205110000	Single yarn,of uncombed fibres measur714.29 decitex/more, cotton>85%	563.087	3.098.283	1.713.351	7.378.439
5205120000	Single yarn,of uncombed fibres232<measuring<714.29dec,cotton>85%	303.223	1.767.929	928.202	4.483.415
5205130000	Single yarn,of uncombed fibres192.31<measuring<232.56 dec,cotton>85%	17.705	162.102	64.802	528.027
5205140000	Single yarn,of uncombed fibres125<measuring<192.31dec,cotton>85%	29.094	109.701	184.314	644.761
5205150000	Singleyarn,of uncombed fibres measuring<125dec (>80metric number),cotton>85%	0	23.107	0	153.602
5205210000	Single yarn,of combed fibresmeasuring 714.29dec/more,cotton>85%	24.700	187.960	83.632	622.213
5205220000	Single yarn,of combed fibres232.56<measuring<714.29dec,cotton>85%	297.802	624.242	654.175	1.274.115
5205230000	Single yarn,of combed fibres192.31<measuring<232.56dec,cotton>85%	45.550	116.589	183.848	502.012
5205240000	Single yarn,of combed fibres125<measuring<192.31dec,cotton>85%	57.007	239.742	222.748	809.394
5205260000	Single yarn,of combed fibres106.38<measuring<125dec,cotton>85%	26.590	80.841	147.840	427.092
5205280000	Singleyarn,of combed fibres measuring<83.33 decitex (>120metric),cotton>85%	0	23	0	231
5205310000	Cable yarn,of uncombed fibres persingle yarn 14.29dec/more,cott>85%	12.000	103.469	58.440	327.689
5205320000	Cable yarn,of uncombed fibres persingleyarn 232.56<measur<714,29,cott>85%	169.971	354.806	640.876	1.362.914
5205330000	Cable yarn,of uncombed fibre per singleyarn192.31<measuring<232.56,cott>85%	8.132	8.233	44.433	47.580
5205340000	Cable yarn,of uncombed fibre per singleyarn125<measuring<192,3,cott>85%	846	846	2.960	2.960
5205350000	Cable yarn,of uncombed fibres persingle yarn<125 (>80 metric), cotton>85%	2.500	5.512	14.285	32.569

https://www.bps.go.id

I.3. IMPOR MENURUT KOMODITI / *IMPORT BY HS COMMODITY*
***** MEI / *MAY 2010* *****

H S	Uraian Komoditi *Commodity Description*	Berat Bersih / *Net Weight* (Kg) Bulan ini *Current Month*	 Kumulatif *Cum.Jan. to date*	Nilai / *Value C.I.F* (US$) Bulan ini *Current Month*	 Kumulatif *Cum.Jan. to date*
5205410000	Cable yarn,of combed per single yarn714.29 decitex/more(<14metric),cott>85%	2.137	2.207	15.852	16.799
5205420000	Cable yarn,of combed per single yarn232.56<measuring<714.29dec,cotton>85%	65.360	175.484	195.396	634.618
5205430000	Cable yarn,of combed per single yarn192.31<measuring<232.56dec,cotton>85%	0	11.589	0	45.661
5205440000	Cable yarn,of combed per single yarn125<measuring<192.31dec,cotton>85%	13.133	83.392	106.018	743.559
5205470000	Cable yarn,of combed per single yarn83.33<measuring<106,38dec,cotton>85%	2.070	28.279	16.471	270.171
5205480000	Cable yarn,of combed per single yarn<83,33decitex(>120metric),cotton>85%	15.174	49.825	106.655	348.500
5206110000	Single yarn of uncombed fibres, 714,29or more (<14 metric),cotton<85%	19.663	92.747	105.179	488.763
5206120000	Single yarn of uncombed fibres,232<measuring<714.29dec,cotton<85%	24.705	207.839	59.165	407.464
5206150000	Single yarn of uncombed fibres,<125dec(exeeding 80 metric),cotton<85%	6.577	6.577	31.571	31.571
5206220000	Single yarn, of combed fibres,232.56<measure<714.29 dec,cotton<85%	0	20.232	0	39.857
5206230000	Single yarn, of combed fibres,192.31<measuring<232.56dec,cotton<85%	0	39.916	0	121.018
5206240000	Single yarn, of combed fibres125<mesuring<192.31 dec	0	8.890	0	41.099
5206320000	Cabledyarn,of uncombed persingle yarn232.56<measuring<714.29dec	67.069	74.440	409.616	499.051
5206410000	Cable yarn,of combed fibres measuringper single yarn 714.29 decitex/more	14.114	15.932	58.854	68.683
5206420000	Cable yarn,of combed fibres persingleyarn 232.56<measuring<714,29 decitex	0	4	0	91
5206430000	Cableyarn,of combed fibres persingleyarn 192.31<measuring< 232.56decitex	0	461	0	4.336
5206440000	Cable yarn,of combed fibres persingleyarn 125<measuring<192,31decitex	10.970	12.392	115.662	128.657
5206450000	Cable yarn,of combed fibres measuringper single yarn<125decitex (>80 metric)	0	1.011	0	13.211
5207100000	Cotton yarn(oth than sewing thread) putcont 85%/more by weight of cotton	18.283	53.214	91.976	409.507
5207900000	Cotton yarn sewing thread put upcont 85%/more by weight of cotton	1.134	46.157	7.244	122.515
5208110000	Unbleached plain weave, weight >=85% ofcotton, weighing <= 100 g/m	344.277	1.338.831	2.608.146	8.720.462
5208120000	Unbleached plain weave >=85% of cotton,weighing > 100 g/m	253.079	1.269.341	1.520.142	10.157.452
5208130000	Unbleached 3-thread/4-thread twill,incl. cross twill >=85% of cotton	3.889	13.638	31.427	188.628
5208190000	Other unbleached fabrics>=85% of cottonweighing <= 200 g/m	931.870	2.321.128	7.219.682	19.196.563
5208210000	Absorbent fabric bleached for surgicaluse, cotton >=85%, weighing <=200 g/m	331.668	1.001.394	1.724.869	6.474.354
5208220000	Bleached plain weave, weighing > 100g/m	76.983	184.139	1.076.991	2.464.497
5208230000	Bleached 3-thread/4-thread twill, inccross twill >=85% of cotton	162.404	365.960	929.117	2.304.202
5208290000	Other bleached fabrics >85% of cottonweighing <= 200 g/m	329.501	1.648.180	2.796.778	13.019.922
5208310010	Plain weave dyed; voile/chemi voileweighing < 100 g/m	1.868	97.521	33.869	1.554.376
5208310020	Cambrics dyed weighing < 100 m/gweighing < 100 g/m	89	138.012	2.414	1.449.708
5208310030	Other garments matter weighing < 100 m/g	35.964	112.348	433.994	1.445.875
5208310090	Other dyed fabrics weighing < 100 m/g	321.170	1.499.226	2.182.367	10.058.028
5208320000	Plain weave dyed, weighing > 100 g/m	665.451	3.108.998	6.817.393	31.417.048
5208330000	3-thread/4-thread twill dyed,including twill	51.969	129.014	514.989	1.226.099
5208390000	Other dyed fabrics >85% weighing < 200 m	123.537	700.680	1.060.112	4.877.121
5208410010	String fabrics plain weave of differentcolor , weight <= 100 m/g	15.483	16.303	188.431	205.387
5208410090	Other plain weave of different color,weight <= 100 m/g	43.191	142.708	280.194	1.477.529
5208420010	String fabrics of different colorweighing > 100 g/m	37.740	280.076	550.727	3.257.050
5208420090	Plain weave other than string fabrics ofcolor, weighing > 100 g/m	914.500	2.249.585	9.617.578	25.711.821
5208430000	Diff.colour,3 or 4-thread twill, wovenfabrics, 85% cotton,weight>200g/m2	70.954	110.873	618.865	920.329
5208490000	Other fabrics of different color	45.813	107.649	511.447	1.164.788
5208510000	Plain weave printed of different color,<= 100 m/g	13.353	200.341	109.408	1.907.943
5208520000	Plain weave printed of different color,> 100 m/g	24.332	121.085	256.594	1.251.286
5208590000	Other fabrics printed of differentcolor	8.907	167.988	75.606	1.134.317
5209110000	Plain weave unbleached cont.>=85% ofcotton, weight >200 g/m	166.798	403.403	1.491.499	4.018.348
5209120000	3-thread/4-thread twill unbleached,cont.85% of cotton, weight > g/m	872	45.417	6.801	466.770
5209190000	Other fabrics unbleached con.85% ofcotton, weight > 200 g/m	649.661	2.228.539	4.811.480	21.115.724
5209210000	Plain weave unbleached , cont.85% ofcotton, weight > 200 g/m	94.863	175.689	650.199	1.239.755
5209220000	Bleached, 3 or 4-thread twill, wovenfabrics, 85% cotton,weight>200g/m2	0	4.044	0	24.588
5209290000	Other fabrics unbleached. cont.85% ofcotton, weight>200 g/m	75.453	905.855	531.062	5.944.160
5209310000	Plain weave dyed, cont.85% of cotton,weight > 200 g/m	263.216	1.959.772	2.222.418	15.838.217
5209320000	Dyed, 3 or 4-thread twill, incl. twillcont.85% of cotton, weight>200g/m	276.777	1.813.658	2.454.173	17.096.214
5209390000	Other fabrics dyed, cont.85% of cottonweight > 200 g/m	248.009	1.544.633	1.721.994	12.237.703
5209410000	Plain weave of yarns of diff color,cont 85% of cotton, wght>200 g/m	13.898	205.745	138.121	1.213.085
5209420000	Denim of yarns diff color, cotton>85%,weight > 200 g/m	618.727	2.331.847	2.743.983	10.017.845
5209430000	Oth fabrics of 3-thread /4-threadcont 85% of cotton, wght>200 g/m	37.255	86.202	256.136	618.330
5209490000	Other fabrics of yarns diff colorscont 85% of cotton, wght>200 g/m	145.079	1.286.791	1.012.536	9.549.224
5209510000	Printed plain weave, cont.85% of cottonweight > 200 g/m	0	757	0	9.914
5209520000	Oth.thn plain weave 3 or 4-thread twill,printed, 85% of cotton, wght>200 g/m	7.150	13.340	62.141	109.360
5209590000	Other printed fabric cont.85% of cottonweight > 200 g/m	12.518	123.596	126.380	1.231.544
5210110000	Unbleached plain weave, cont. <85% ofcotton, mixed with m-m-f weight<=200g/m	1.306.640	3.518.373	5.334.049	18.459.588
5210190000	Oth unbleached fabrics, cont.<85%mixed with m-m-f weight<=200g/m	86.939	516.920	708.231	5.029.418
5210210000	Bleached plain weave cont.<85% ofcotton, mixed with m-m-f weight<=200g/m	43.267	67.873	306.261	559.154
5210290000	Oth bleached fabrics, cont.<85% ofcotton, mixed with m-m-f weight<=200g/m	32.286	465.871	266.930	2.851.972
5210310000	Dyed plain weave cont. <85% ofcotton, mixed with mmf weight<=200g/m	206.593	825.465	2.309.612	8.748.433
5210320000	3-thrd/4-thrd twill, incl.twill<85%of cotton, mix w/m-m-f weight<=200g/m	61.673	111.338	535.748	1.017.309
5210390000	Other dyed fabrics cont. <85% ofcotton, mixed with m-m-f weight<=200g/m	32.065	103.226	633.380	1.848.812
5210410010	String fabrics of yarns of diff color<85%of cotton, with mmf weight<=200g/m	481	3.199	4.939	613.470
5210410090	Plain weave other than string fabrics<85%of cotton, with mmf weight<=200g/m	12.185	179.553	93.935	1.594.327
5210490000	Oth fabrics of diff color cont.<85% ofcotton, mixed with mmf weight<=200g/m	54.614	408.018	244.763	1.710.557
5210510000	Printed plain weave cont.<85% ofcotton,mixed with mmf weight<=200g/m	0	4.255	0	54.845
5210590000	Other printed fabrics cont.85% ofcotton, mixed with mmf weight<=200g/m	92.769	463.721	594.261	3.522.275
5211110000	Unbleached plain weave, cont. <85% ofcotton, mixed with m-m-f weight>200g/m	4.693	24.349	52.888	208.629
5211120000	3-thread/4-thread twill unbleachd,inctwill<85% of cotton w/mmf weight>200g/m	5.408	8.485	21.620	47.386
5211190000	Oth unbleached fabrics, cont.<85%mixed with m-m-f weight>200g/m	131.459	424.220	1.213.449	3.487.261
5211200000	Bleached plain weave cont.<85% ofcotton, mixed with m-m-f weight>200g/m	278	666.231	8.268	4.981.437
5211310000	Dyed plain weave cont. <85% ofcotton, mixed with m-m-f weight>200g/m	146.330	339.519	1.066.626	2.840.605
5211320000	3-thrd/4-thrd twill, incl.twill<85%of cotton, mix w/m-m-f weight>200g/m	23.681	27.996	148.839	181.064

www.bps.go.id

I.3. IMPOR MENURUT KOMODITI / *IMPORT BY HS COMMODITY*
***** MEI / *MAY 2010* *****

H S	Uraian Komoditi *Commodity Description*	Berat Bersih / *Net Weight* (Kg) Bulan ini *Current Month*	 Kumulatif *Cum.Jan. to date*	Nilai / *Value C.I.F* (US$) Bulan ini *Current Month*	 Kumulatif *Cum.Jan. to date*
5211390000	Other dyed fabrics cont. <85% ofcotton, mixed with m-m-f weight>200g/m	366.165	1.136.216	1.289.936	5.889.385
5211410010	String fbrcs of yarn of diff color<85%of cotton, mixed with mmf weight>200g/m	42	718	562	7.314
5211410090	Yarns of diff clour oth than string fab<85% of cotton, mxd w/mmf>200 g/m	15.406	70.981	60.311	335.710
5211420000	Denim of yarns diff color, cotton<85%,mix wth man-made fibr weight>200g/m	349.629	1.298.411	669.429	2.490.258
5211430000	Oth fabrics of 3-thread/4-thrd<85%ofcotton, mixed with mmf weight>200g/m	0	20.928	0	26.316
5211490000	Oth fabrics of diff color cont.<85% ofcotton, mixed with mmf weight>200g/m	387	5.927	3.345	41.087
5211510000	Printed plain weave cont.<85% ofcotton, mixed with mmf weight>200g/m	0	14.616	0	87.498
5211520000	3-thre/4-thread twill,incl.twill<85%of cotton, mixed with mmf weight>200g/m	16.781	16.881	125.679	126.184
5211590000	Othr printed fabrics cont.<85% ofcotton, mixed with mmf weight>200g/m	19.312	44.218	140.228	362.096
5212110000	Unbleached woven fabrics of cottonweight <=200 g/m	8.794	22.213	102.626	229.036
5212120000	Bleached woven fabrics of cottonweight <=200 g/m	1.122	43.553	8.352	212.162
5212130000	Dyed woven fabrics of cottonweight <=200 g/m	16.647	60.966	146.386	501.687
5212140000	Woven fabrics of cotton of yarns ofdifferent color weight <=200 g/m	140.879	476.586	889.416	2.996.757
5212150000	Printed woven fabrics of cottonweight <=200 g/m	2.469	8.390	66.717	127.674
5212210000	Unbleached woven fabrics of cottonweight > 200 g/m	513.076	1.341.763	3.216.080	8.932.451
5212220000	Bleached woven fabrics of cottonweight > 200 g/m	0	5.737	0	71.724
5212230000	Dyed woven fabrics of cottonweight > 200 g/m	480	1.227	5.655	15.979
5212240000	Woven fabrics of cotton of yarns ofdifferent color weight > 200 g/m	0	119	0	2.045
5212250000	Printed woven fabrics of cottonweight > 200 g/m	0	47.087	0	245.625
5301100000	Flax, raw/retted-flax, raw/retted	0	171	0	1.590
5301210000	Broken/scutched flax,broken,scutch-ed/other processed but not spun	0	2.634	0	18.731
5301290000	Other flax, raw/processed but notspun; falx waste	0	64	0	2.641
5301300000	Flax tow & waste raw/processedbut not spun	0	30	0	859
5302900000	Other hemp raw and processed butnot spun	0	294	0	3.660
5303100000	Jute & oth textile bast fibres, raw/retted	43.125	208.292	32.489	225.659
5303900000	Jute & oth textile bast fibres,processed but not spun	0	257	0	5.723
5305000011	Raw coir coconut fibres	0	123	0	833
5305000021	Raw abaca fibres	0	28.152	0	14.914
5305000029	Abaca fibres processed	0	18	0	45
5305000030	Ramie fibres	0	1.838	0	1.200
5305000090	Oth than coconut, abaca, ramietextile fibres	187.293	543.588	155.663	441.365
5306200000	Multiple (folded)/cabled flax yarn	0	1	0	16
5307100000	Single yarn of jute/of oth textilebast fibres of heading 53.03.	6	300.049	578	369.714
5307200000	Multiple (folded)/cabled of jute/oth fibres bast fibres of heading 53.03.	739.651	4.659.025	933.652	4.743.917
5308100000	Coir yarn of ther textile bast fibres of5303	166	177	12.447	12.641
5308200000	True hemp yarn of other textile basffibres of head 5303	0	8.968	0	38.987
5308901000	Paper yarn	3.522	33.951	19.237	117.946
5308909000	Other paper yarn	31.161	204.881	64.102	274.351
5309110000	Unbleached/bleached woven fabricsof flax cont.>=85% of weight of flax	801	12.695	14.982	226.868
5309190000	Other woven fabrics of flax cont.>=85%of weight of flax	686	160.031	25.937	2.230.934
5309210000	Unbleached/bleached woven fabricsof flax cont.<85% of weight of flax	0	2.705	0	17.649
5309290000	Other woven fabrics of flax cont.<85%of weight of flax	14.930	125.672	137.293	1.532.467
5310100010	Unbleached plain woven fabrics of othertextile bast fibres of head 5303	49.459	136.413	68.173	262.337
5310100090	Bleached plain woven fabrics of othertextile bast fibres of head 5303	848	1.005	10.760	12.876
5310900000	Other woven fabrics of jute/of othrbast fibres of heading 53.03.	162	1.211	5.852	11.897
5311000000	Woven fabrics of oth vegetable textilefibres; woven fabrics of paper yarn.	19.481	71.247	112.043	344.284
5401100000	Sewing thread of man-made flmentof synthetic filaments	395.679	1.968.139	1.829.942	9.536.406
5401200000	Sewing thread of artificial flmntfor retail sale	25.514	112.162	127.191	586.429
5402110000	High tenacity yarn of nylon/otherspolyamide of aramids	8.689	67.855	212.142	1.444.397
5402190000	High tenacity yarn of nylon/otherspolyamide of oth aramids	426.484	2.153.012	2.365.880	11.782.695
5402200000	High tenacity yarn of polyesters	1.178.962	4.713.176	2.933.106	11.130.708
5402310000	Textured yarn of nylon/oth polyamidesmeasuring single yarn <= 50 tex	141.128	729.588	869.504	4.485.968
5402320000	Textured yarn of nylon/other poly-amides, measuring single yarn <= 50 tex	41.457	215.587	121.693	649.861
5402330000	Textured yarn of polyesters	745.924	3.793.191	1.785.404	11.449.372
5402340000	Textured yarn of polypropylenesynthetic filament	83.560	287.412	195.924	652.773
5402390000	Other texture synthetic filament yarn	144.325	448.035	726.966	2.015.465
5402440000	Oth yarn, single, of elastomeric<=50 turns/m	256.497	1.276.979	2.170.782	10.708.322
5402450000	Oth yarn, single, oth, of nylonor oth polyamides, <=50 turns/m	184.675	1.034.963	773.290	4.018.020
5402460000	Oth yarn, single, oth,of polyesters,partially oriented, <=50 turns/m	708.328	2.287.554	1.221.553	4.284.459
5402470000	Oth yarn, single, of oth polyestersfor mdical/srgical use, <=50 turns/mtr	492.123	1.830.820	1.654.227	5.496.034
5402480000	Oth yarn, single, oth, ofpolypropylene, <=50 turns/m	288.264	1.062.344	349.370	1.270.298
5402490000	Oth yarn, single, oth thn, of elast,nylon,polyeste,polypropylene,<=50 trn/mt	273.913	996.673	1.844.428	6.224.653
5402510000	Oth yarn, single,twist,of nylon/oth polyamides, > 50 turns/m	0	32.941	0	140.648
5402520000	Oth yarn,single,twist, of polyester> 50 turns/mtr	54.049	178.784	143.271	425.826
5402590000	Oth yarn,single,twist,oth th of nylonor oth plyamide&plyester,>=50 trn/mtr	1.501	4.664	3.877	29.073
5402610000	Oth yarn of nylon/oth polyamides,multiple/cable	35.915	156.834	110.953	433.733
5402620000	Other yarn of polyester,multiple/cable	19.207	169.990	61.676	468.963
5402690000	Oth yarn,multiple/cable,oth thnof nylon/oth polyamides&polyester	231.321	574.521	575.977	1.377.528
5403100000	High tenacity yarn of viscose rayon	906	70.572	14.882	378.542
5403310000	Other single yarn of viscose rayon, untwisted/with a twist <120 turns/m	127.791	1.062.026	372.955	3.091.966
5403320000	Other single yarn of viscose rayon, withtwist exceeding 120 turns/m	0	7.872	0	49.527
5403330000	Other single yarn of cellulose acetate	279	279	18.618	18.618
5403390000	Other single yarn	42.686	396.677	143.368	1.716.932
5403410000	Other multiple (folded)/cable yarn ofyarn of viscose rayon	38.880	280.344	72.286	704.139
5403420000	Other multiple (folded)/cable yarn ofof cellulose acetate	91.249	197.482	459.009	1.064.301
5403490000	Other artificial filament yarn	6.754	40.145	51.473	282.301
5404110000	Synth monfilament of elastomeric>=67dctx,dim.<=1mm, width<=5mm	95.667	464.864	425.944	2.122.169
5404120000	Synth.monfilmnt oth,of plypropylne>=67dctx,dim.<=1mm, width<=5mm	81.013	294.472	429.670	1.495.455

http://www.bps.go.id

I.3. IMPOR MENURUT KOMODITI / *IMPORT BY HS COMMODITY*
***** MEI / *MAY 2010* *****

H S	Uraian Komoditi *Commodity Description*	Berat Bersih / *Net Weight* (Kg) Bulan ini *Current Month*	 Kumulatif *Cum.Jan. to date*	Nilai / *Value C.I.F* (US$) Bulan ini *Current Month*	 Kumulatif *Cum.Jan. to date*
5404190000	Synth.mnflmnt oth thn elast&plyprpln>=67dctx,dim.<=1mm, width<=5mm	98.874	410.506	522.469	2.189.566
5404900000	Synthetics other than filamentsexceeds 1 mm, width <= 5 mm	275.443	678.367	576.152	1.012.365
5405000000	Artificial monofilament >=67 dec, nocross-sect,dim>=1mm,strip and the like	0	28	0	194
5406000000	Man-made flamnt yarn(oth thn sewingthread), put up for retail sale.	6.941	87.213	22.259	227.959
5407101100	Unbleached tyre woven fabrics &conveyor duck	31.228	245.997	179.007	1.824.984
5407101900	Other unbleached other than tyre wovenfabrics & conveyor duck	32.782	169.558	387.186	1.539.687
5407109100	Tyre woven fabrics & conveyor duckof other woven fabrics of synthtcs flmnt	503	17.567	101.182	343.257
5407109900	Other woven fabrics of synthetics flmntobtained materials of head 54.04	14.586	45.594	111.181	541.171
5407200000	Woven fabric, bleachded/no,obtained from strip/the like	60.636	515.707	247.306	2.751.480
5407300000	Fabrics specified in note 9 to section	2.052	22.305	28.095	424.235
5407411000	Woven nylon mesh fabric of untwistedweight >=85% of flmnt of nyln/polyamd	33.080	90.261	259.487	665.502
5407419000	Woven fabrics obtaind from high tencitymaterials of heading 54.04.	759.671	1.446.625	3.089.264	7.509.479
5407420000	Dyed woven fabrics weight>=85% offilament of nylon/polyamides	343.689	1.369.314	4.370.337	16.553.335
5407430000	Woven fabrics of yarn of diff colorsweight >=85% of flmnt of nyln/polyamd	4.425	12.871	45.378	145.797
5407440000	Printed woven fabrics weight>=85%of flmnt of nyln/polyamds	147	4.879	662	44.753
5407510000	Woven fabrics, bleachd/no,con.>=85% of txturd polyestr flmnt	779.122	2.335.192	4.479.527	12.390.246
5407520000	Dyed woven fabrics cont.>=85% ofweight of textured polyester flmnt	1.306.819	4.529.222	10.807.530	37.290.059
5407530000	Oth woven fabrics of yarn of diff colorweight>=85% of textrd polyester filament	24.814	137.667	347.681	948.344
5407540000	Printed woven fabrics cont.>=85%,weight>=85% of textrd polyester filament	142.471	675.890	982.243	4.887.166
5407610000	Oth woven fabrics, cont >=85% of byweight of non textured polyester filamnt	2.236.252	7.029.022	15.486.742	47.716.305
5407690000	Oth bleached/unbleached woven fabricscont.>=85% of polyester polyments	1.626.401	4.273.173	13.438.418	37.242.980
5407710000	Oth woven fabric,bleachd/no,con.>=85% of txturd polyester flmnt	100.453	496.414	620.375	3.295.270
5407720000	Dyed woven fabrics cont.>=85% ofweight of synthetics filament	123.429	409.869	1.101.331	3.315.043
5407730000	Oth woven fabrics of yarn of diff color>=85% weight of synthetic filaments	4.372	35.488	116.178	323.732
5407740000	Printed woven fabrics cont.>=85%,weight of synthetics filament	59.013	174.811	154.238	488.155
5407810000	Woven fabrics,bleachd/no,cont.<85% weight of synth flmnt with cotton	63.378	152.092	497.243	1.244.869
5407820000	Dyed woven fabrics cont.<85% ofweight of synth flmnt with cotton	74.554	365.257	473.710	2.292.573
5407830000	Oth woven fabrics of yarn of diff colorweight<85% of synth flmnt with cotton	59.436	115.003	397.112	836.267
5407840000	Printed woven fabrics cont.<85%,weight of synth flmnt with cotton	4.289	194.198	47.625	1.224.625
5407910000	Woven fabric,bleachd/no,obtaindother than synthetics/cotton filament	16.625	164.460	129.326	399.805
5407920000	Dyed woven fabrics obtained otherthan synthetics/cotton filaments	79.109	308.732	584.190	2.666.837
5407930000	Oth woven fabrics of yarn of diff colorother than synthetics/cotton filament	6.360	29.191	31.925	114.235
5407940000	Printed wiven fabrics obtained otherthan synthetics/cotton filaments	525	10.456	3.646	111.039
5408101000	Unbleached woven fabrics obtainedfrom high yarn of viscose rayon	1.124	67.345	10.090	582.138
5408109000	Bleached woven fabrics obtainedfrom high yarn of viscose rayon	100.014	359.728	947.857	3.813.294
5408210000	Woven fabrics, bleachd/no,cont.>=85%wght of artifical flmnts/strip	2.400	2.641	32.265	34.833
5408220000	Dyed woven fabrics cont.>=85%weight of artificial flmnts/strip	69.320	158.371	588.375	1.384.085
5408240000	Printed woven fabrics cont.>=85%weight of artificial flmnts/strip of	24.127	46.725	208.641	427.602
5408310000	Woven fabrics,bleachd/no, obtaindof oth artificial flmnt/strip	0	11.715	0	95.019
5408320000	Dyed woven fabrics obtained of otherartificial flmnt/strip of the like	9.513	33.241	101.177	349.812
5408330000	Oth woven fabrics of yarn of diff colorobtnd of oth artficl flmnt/strip	57	12.979	1.593	86.522
5408340000	Printed woven fabrics obtained of otherartificial flmnt/strip of the like	15	6.152	1.308	65.191
5501100000	Synthetic filament tow of nylon/other polyamides	58.026	180.672	223.371	668.820
5501200000	Synthetic filament tow of polymers	6.787	868.490	70.035	658.381
5501300000	Synthetic filament tow of acrylic/modacrylic	3.341.905	15.156.472	10.905.300	43.338.329
5501900000	Other synthetic filament tow	5.162	134.233	33.580	687.685
5502000000	Artificial filament tow.artificial filament tow.	2.406.685	10.562.300	11.824.778	52.491.665
5503110000	Synthetic staple fibres of nylon/othrpolyamides of aramids	6.971	64.828	161.219	766.075
5503190000	Synthetic staple fibres of nylon/othrpolyamides oth thn aramids	8.018	75.968	49.234	622.612
5503200000	Synthetic staple fibres of polyesters	3.999.459	20.757.492	6.032.473	29.326.806
5503300000	Synthetic staple fibres of acrylic/modacrylic	2.649.091	12.897.920	7.999.684	35.078.168
5503400000	Synthetic staple fibres of poplypropylene	466.381	1.837.510	885.081	3.547.238
5503900010	Other synthetic staple fibres of polivinil alcohol	20.654	33.797	82.584	163.190
5503900090	Other synthetic staple fibres of otherthan polivinil alcohol	101.153	550.717	399.012	2.095.714
5504100000	Artifcl staple fibres of viscose rayon,carded/othwise procssed for spning	2.252.701	9.987.145	6.752.565	28.739.394
5504900000	Artifcl staple fibres of viscos rayonnot crded/othwse procs for spin	700.441	1.722.577	1.912.370	4.778.002
5505100000	Waste of man-made fibres ofsynthetic fibres	10.204	39.260	8.797	81.592
5506100000	Synth staple fibres of nylon/oth polyamides crded,comb othwse procs for spng	5.576	91.789	43.106	1.575.705
5506200000	Synth staple fibres of polyester crded,combed othwse proces for spining	155.173	487.649	397.278	1.257.411
5506300000	Synth staple fibres of arcylic/moda-crylic combed othwse proces for spining	110.913	420.160	308.234	1.128.174
5506900000	Oth synth staple fibres, carded, combothwise processed for spinning.	62.105	94.614	164.034	290.414
5507000000	Artificial staple fibres, carded, combothrwise processed for spinning	8.000	14.665	57.056	148.736
5508100000	Sewing thread of man-made staplefibre of synthetic staple fibres for rta	273.521	1.740.711	1.127.256	6.719.377
5508200000	Sewing thread of man-made staplefibre of artfcial staple fibres for reta	565	17.112	7.427	169.352
5509110000	Single yarn cont >=85% by weight ofstaple fibres of nylon/oth polyamides	483	3.209	2.573	146.268
5509120000	Multiple/cabled yarn cont>=85% bywght of staple fbre of nylon/oth poly	133	956	1.086	3.554
5509210000	Single yarn cont >=85% by weight ofpolyester staple fibres	143.484	457.396	297.078	910.414
5509220000	Multiple (folded)/cabled yarn cont.>=85% of polyester staple fibres	119.705	525.754	313.086	1.402.428
5509310000	Single yarn cont >=85% by weight ofacrylic/modacrylic staple fibres	44.400	67.385	157.594	239.172
5509320000	Multiple/cabled yarn cont>=85% byweight of acrylic/modacrylic staple fbrs	0	3.447	0	29.106
5509410000	Single yarn cont >=85% by weight ofsynthetic staple fibres	7.284	10.187	41.737	101.760
5509420000	Multiple (folded)/cabled yarn cont.>=85% of synthetic staple fibres	5.789	25.329	52.331	240.308
5509510000	Oth yarn of polyester staple fibresmixed mainly with artificial staple fbrs	94.793	184.648	912.914	1.612.448
5509520000	Oth yarn of polyester staple fibresmixed wool/animal hair	1.203	3.107	10.310	19.003
5509530000	Oth yarn of polyester staple fibreswith cotton	100.074	271.961	220.165	531.598
5509590000	Oth yarn of polyester staple fibresoth than mixed mainly	2.243	4.472	13.512	40.112
5509610000	Oth yarn of acrylic/modacrylicstaple fbr mixed with wool/animal hair	22	3.749	629	35.200
5509690000	Oth yarn of acrylic/modacrylicstaple fibre oth thn cotton&animal hair	22.537	58.822	134.847	320.890

http://www.bps.go.id

I.3. IMPOR MENURUT KOMODITI / *IMPORT BY HS COMMODITY*
***** MEI / *MAY 2010* *****

H S	Uraian Komoditi *Commodity Description*	Berat Bersih / *Net Weight* (Kg) Bulan ini *Current Month*	 Kumulatif *Cum.Jan. to date*	Nilai / *Value C.I.F* (US$) Bulan ini *Current Month*	 Kumulatif *Cum.Jan. to date*
5509910000	Other yarn mixed mainly ot solelywith wool/animal fine hair	0	7.002	0	58.403
5509920000	Other yarn mixed mainly/solely withcotton	0	202	0	1.863
5509990000	Other yarn of synthetic staple fibresoth thn mix with animal hair&cotton	23.748	100.023	93.924	440.152
5510110000	Single yarn cont >=85% by weight ofartificial staple fibres	12.379	186.033	45.285	617.644
5510120000	Multiple/cabled yarn cont.>=85%by weight/artificial staple fibres	0	6.944	0	21.805
5510300000	Other yarn, mixed mainly/solelycont>=85% of weight of cotton	8.788	35.676	113.557	521.164
5510900000	Other yarn of artificial staple fibrescont>=85% of weight of cotton	2.207	22.815	28.790	150.329
5511100000	Yarn of synthetic staple fibres, cont.>=85% weight of such fibres	36.646	157.807	164.425	827.078
5511200000	Yarn of synthetic staple fibres, cont.<85% weight of such fibres	1.997	4.254	16.697	46.338
5511300000	Yarn of artificial staple fibres put upfor retail sale	1.415	9.405	40.351	183.186
5512110000	Woven fabrics of synthetic staple fibrecont>=85% weight of polyester staple fbr	151.169	500.821	689.988	2.070.784
5512190000	Woven fabrcs of synth staple fbr cont>=85% wght,oth than polyester stple fbr	170.562	682.832	1.140.443	4.815.672
5512210000	Woven fabrics of synthetic staple fibrecont>=85% weight of acrylic/mdcrylic	58.412	64.316	299.467	386.305
5512290000	Woven fabrcs of synth staple fbr cont>=85% wght of oth thn acrylic/mdcrylc	55.971	134.199	585.382	1.479.833
5512910000	Oth woven fabrics of synth stple fibrecont>=85% weight of acrylic/mdcrylic	1.554	3.350	29.162	65.764
5512990000	Oth woven fabrics cont>=85% of wghtof acrylic/modacrylic staple fibres	25.552	79.282	462.593	1.304.206
5513110000	Woven fbrcs of polyester staple fibresplain weave <=85% mix w/cotton <170g/m	105.609	340.885	483.346	1.693.481
5513120000	3-thread /4-thread twill, incl twillpolyester staple fibres <=85% w/cotton	42.770	137.442	357.375	1.114.442
5513130000	Oth woven fbrcs of polyester stple fbr<=85% mixed wght <170 g/m of cotton fbr	250.369	612.625	1.199.457	3.682.316
5513190000	Oth woven fabrics <85% mixed cottonweight <170 g/m of cotton	177.010	636.590	730.531	2.612.892
5513210000	Dyed woven fabrics of polyester staplefibres, plain weave <85% of such fibres	305.175	991.580	2.053.047	6.640.757
5513230000	Oth dyed woven fabrics of polyesterstaple fibres <85%, cotton<170 g/m	73.470	216.870	239.669	869.488
5513290000	Oth woven fabrics <85% such fibres,mixed cotton <170 g/m	78.649	175.195	641.207	1.679.247
5513310000	Wvn fabrics of yarn of diff color ofpolyester stpe fbrs,plain weave<85% fbrs	19.964	141.621	118.460	1.073.119
5513390000	Oth woven fabrics<85% of such fibresweight <170 g/m of cotton	4.309	77.970	58.331	510.889
5513410000	Printed polyester staple fibres, plainweave <85% of fbr, cotton<170 g/m	458.187	2.994.029	562.015	3.682.567
5513490000	Other woven fabrics<85% of fibresweight <170 g/m of cotton	110.890	275.160	471.703	1.210.839
5514110000	Woven fbrcs of polyester staple fibresplain weave <=85%,cotton >170g/m	79.262	136.506	276.251	603.261
5514120000	Bleached or no,3 or 4-thread twill,polyester stpl fbrs<85%,cotton>170g/m2	15.003	17.553	102.658	126.914
5514190000	Other woven fabrics<85% of fibresmixed weight >170g/m of cotton	234.953	752.933	1.568.004	3.960.669
5514210000	Dyed polyester staple fbrs, plain weavestaple fbrs<85%, cotton >170 g/m,dyed	3.699	40.824	21.994	195.631
5514220000	Dyed, 3 or 4-thread twill, incl. twillpolyester stpl fbrs<85%,cotton>170g/m2	31.822	127.629	158.537	726.964
5514230000	Oth dyed woven fabrics of polyesterstaple fbre<85%, cotton >170 g/m,dyed	1.785	15.304	17.750	112.621
5514290000	Other woven fabrics<85% of fibresmixed weight >170g/m of cotton , dyed	20.766	117.068	110.209	959.845
5514300000	Woven fabrics of synth stple fibre<85%, cotton >170 g/m, diff color	11.647	100.450	90.837	635.986
5514410000	Printed polyester staple fibres, plainweave <85% of fbr, cotton >170 g/m	8	662	59	7.240
5514420000	Prnt 3-thread/4-thread twill,incl twlpolyester stple fbr<85%, cotton >170g/m	58.083	215.722	343.618	1.312.947
5514430000	Oth printd woven fabrics of polyesterstpl fbr <85%, cotton >170 g/m	0	21.415	0	121.161
5514490000	Other printed woven fabrics<85% suchfibres, weight >170 g/m of cotton	16.656	100.025	114.414	713.177
5515110000	Oth woven fabrcs of synth stple fbrs ofpolyester stpl fbr mixed w/viscose rayon	487.785	1.786.882	4.381.663	14.346.706
5515120000	Oth woven fabrcs of synth stple fbrs ofpolyester stpl fbr mixed w/m-made flmnt	17.279	96.663	72.178	326.772
5515130000	Oth woven fabrcs of synth stple fbrs ofpolyster stpl fbr mix w/wool/anml hair	17.250	63.724	287.498	917.771
5515190000	Other woven fabrics of synth stple fbrof other polyester staple fibres	181.515	476.140	1.218.898	4.019.830
5515210000	Oth wvn fbrcs of acrylic/modacrylicmixed/solely with man-made filament	4.290	6.966	40.288	171.570
5515220000	Oth wvn fbrcs of acrylic/modacrylicmixed/solely w/wool/fine anml hair	828	828	6.131	6.131
5515290000	Oth wvn fbrcs of acrylic/modacrylic mixw/other than man-made filmnt/wool	2.652	68.596	21.500	463.836
5515910000	Oth woven fabrics mixed mainly/solelyman-made filaments	2.521	26.024	46.121	272.423
5515990000	Oth woven fabrics mixed mainly/solelywith other than man-made flmnt/wool	7.978	93.312	78.492	716.952
5516110000	Unbleached/bleached woven fabrics ofartificial staple fibre;weight>=85%	18.294	87.842	128.491	343.969
5516120000	Dyed fbrcs of artificial staple fibre;weight>=85% of artficial staple fibres	7.793	62.895	104.728	656.154
5516130000	Woven fabrics of yarns of diff colorweight>=85% of artficial staple fibres	1	12.317	2	130.365
5516140000	Printed woven fabrics of yarns of diffcolor; wght>=85% of artficial staple fb	8.559	56.765	71.803	529.545
5516210000	Un/bleached woven fabrics of artificialstaple fibre mix m-m-f;weight<85%	393	61.480	6.896	784.206
5516220000	Dyed woven fabrics of artificialstaple fibre mix m-m-f;weight<85%	45.896	112.888	566.448	1.486.648
5516230000	Woven fabrics of yarn of diff colorartificial staple fibre;weight<85%	0	837	0	11.956
5516240000	Printed woven fabrics of artifcl staplefibre mixed with m-m-f;weight<85%	0	1.355	0	21.440
5516310000	Un/bleached woven fabrics of artificialstaple fibre mixed w/wool;weight<85%	0	7.449	0	15.011
5516320000	Dyed woven fabrics of artificial staplefibre mixed with wool;weight<85%	10.674	12.442	74.958	94.528
5516340000	Printed woven fabrics of staple fibremixed with wool;weight<85%	0	5	0	522
5516410000	Un/bleached woven fabrics of artificialstaple fibre mixed cotton;weight<85%	0	17.573	0	28.737
5516420000	Dyed woven fabrics of artificial staplefibre mixed with cotton;weight<85%	0	3.378	0	68.668
5516430000	Woven fabrics of yarn of diff colorsmixed with cotton;weight<85%	10.514	54.578	69.135	396.160
5516440000	Printed woven fbrcs of artificl staplefibre mixed with cotton;weight<85%	0	15.330	0	184.045
5516910000	Other un/bleached woven fabrics ofstaple fbr mixed w/cotton;weight<85%	0	24.106	0	88.987
5516920000	Other dyed woven fabrics of artificialstaple fibre mixed cotton;weight<85%	9.559	48.657	80.324	486.619
5516930000	Oth woven fabric of yarn of diff colorsstaple fibre mixed cotton;weight<85%	0	387	0	11.202
5516940000	Other printed woven fabrics of artificlstaple fibre mixed cotton;weight<85%	20.108	103.213	170.487	953.003
5601100000	Sanitary towels & tampons, napkinsliners for baby&similar sanitary article	19.655	56.450	47.188	167.506
5601210000	Wadding & its articles of man-madefibres	1.200	1.854	18.511	32.734
5601221000	Wrapped cigarette tow of man-madefibres	13.703	69.524	87.329	570.483
5601229000	Other wrapped cigarette tow of man-made fibres	3.027	22.032	31.049	207.195
5601290000	Wrapped cigarette tow of other thanman-made fibres	50.952	262.218	125.500	1.658.852
5601301000	Polyamide fibre flock of waddingmaterial not exeeding 5 length.	30.766	52.012	78.326	210.015
5601309000	Textile flock & dust mill neps otherthan polyamide fibre flock;<=5 flock	2.673	16.925	12.867	256.366
5602100000	Needleloom felt & stitch-bonded fibrecovered/laminated.	17.396	138.767	199.796	1.165.941
5602210000	Oth felt of wool/fine animal hair,notimpregnated,coated,covered	497	2.754	25.902	85.599
5602290000	Oth felt of oth textile materials,notimpregnated,coated,covered	2.465	12.395	46.205	284.998
5602900000	Felt, oth thn needleloom&oth felt notimpregnated, coated, covered	29.492	141.984	162.697	692.012

www.bps.go.id

I.3. IMPOR MENURUT KOMODITI / *IMPORT BY HS COMMODITY*
***** MEI / *MAY 2010* *****

H S	Uraian Komoditi *Commodity Description*	Berat Bersih / *Net Weight* (Kg) Bulan ini *Current Month*	 Kumulatif *Cum.Jan. to date*	Nilai / *Value C.I.F* (US$) Bulan ini *Current Month*	 Kumulatif *Cum.Jan. to date*
5603110000	Non woven of man-made filament, notimprgnatd,cvred/lminated;wght<=25g/m	834.653	2.967.086	2.359.551	8.961.467
5603120000	Non woven of m-m-f, not imprgnated,covred/lminated; 25g/m<weight<70g/m	916.195	2.845.987	3.789.082	11.622.918
5603130000	Non woven of m-m-f, not imprgnated,covred/lminated; 70g/m<weight<150g/m	348.071	1.171.845	1.139.289	3.870.808
5603140000	Non woven of m-m-f, not imprgnated,covered/laminated; weight>150g/m	371.024	1.872.708	1.365.357	10.146.285
5603910000	Non woven of other, weight=<25g/m2	460.731	2.057.050	1.210.355	5.372.031
5603920000	Non woven of other25g/m2 < weighing =<70g/m2	237.271	1.088.496	889.144	4.075.389
5603930000	Non woven of other70g/m2 < weighing =<150g/m2	52.080	134.997	557.376	1.423.716
5603940000	Non woven of other, weight=<150g/m2	494.190	1.719.562	2.613.430	9.426.794
5604100000	Rubber thread & cord, textile coveredand the like head 5404/5405	91.133	519.237	490.256	2.189.140
5604900000	Oth thn rubber thread&cord, textilecoverd&the like head 5404/5405	11.816	62.084	134.598	637.297
5605000000	Metallised yarn, whether/not gimped,metallised yarn, whether/not gimped,	22.141	69.581	107.383	457.762
5606000000	Gimped yarn, strip & the like of headigimped yarn, & strip & the like of headi	61.229	230.539	142.935	651.610
5607210000	Binder/baler twine of sisal/othertextile fibres of genus agave	27.392	110.419	44.947	166.840
5607290000	Othr binder/baler twine of sisal/othtextile fibres of genus agave	40.962	248.461	144.512	742.475
5607410000	Binder/baler twine of polyethylene/polypropylene	10.177	33.960	97.403	227.974
5607490000	Gimp yarn,oth thn binder/balertwine,of polyethyln/polypropyln	650.362	2.749.526	883.290	3.824.912
5607501000	V-belt cord of man-made fibres treatedresorcinol formaldehyde>=10000 dec	15.382	83.750	128.124	848.512
5607509000	V-belt cord of othr synth fbrs treatedmeasuring more than 10,000 decitex	24.093	148.055	164.671	843.869
5607901000	Other gimped yarn, of artificialsfibres, like of heading 5404/5405	2.022	32.319	42.677	368.231
5607902000	Other gimped yarn, of abaca/othhard fibrs,like of headng 5404/5405	741	5.903	20.328	87.622
5607909000	Other gimped yarn, oth thn of abacaand artificials fibres	106.284	538.630	924.928	2.094.972
5608110000	Made up fishing net of man-made textilematerials	283.619	1.424.797	548.788	2.146.885
5608192000	Net bags of man-made textile material	15.195	106.946	53.459	330.442
5608199000	Knotted of twine,oth than man-madetexti. matr.,fishg net&net bags	23.922	93.863	71.187	358.052
5608900000	Other knotted of twine,cordage/ropemade up fishg net and oth	77.926	422.675	142.512	1.079.936
5609000000	Articles of yarn,strip/the like of head5404/5405,twine,cordage,rope/cable	94.364	417.756	318.191	1.215.981
5701100000	Articles of yarn,like of head. 5404/5405,of wool/fine animal hair	0	65	0	1.656
5701909000	Articles of yarn,like of head. 5404/5405,oth than cotton, oth text.matr.	32.256	40.526	108.421	124.119
5702200000	Floor covering of coconut fibres (coir)not tufted/flocked	431	41.088	1.419	45.078
5702310000	Floor cov of pile constrct of wool/fineanimal hair,not made up, not tufted/floc	4.302	10.321	21.048	136.462
5702320000	Floor cov of pile construct of man-madetext mat, not made up,not tufted/flocked	24.846	25.985	132.648	142.296
5702391000	Floor cov of pile construct of cottonnot made up, not tufted/flocked	0	4.861	0	15.208
5702399000	Floor cov of pile construct of othertextile materials, not made up,not tufte	102	5.279	2.741	18.936
5702420000	Oth floor cov.of pile constrct made up,of man-made textile matrls	251.266	1.081.025	364.956	1.767.638
5702499000	Oth floor cov.of pile constrct made up,oth thn cotton&jute,oth textile matrls	0	3.809	0	2.532
5702920000	Oth floor cov.not of pile constrct,made up,of man-made textl matrls	31.417	81.567	37.399	139.673
5702991000	Oth flr cov.not of pile cnstrct,made upof cotton,oth textile matrls	19.472	25.452	12.035	18.467
5702999000	Oth flr cov.not of pile cnstrct,made upoth thn cttn&jute fibres,oth txtl mtrls	0	2	0	3
5703100000	Carpet&oth txtl flr cov.,tufted, whthr/not made up,of wool/fine anim.hair	24.400	24.943	7.930	12.718
5703200000	Carpet&oth txtl flr cov.,tufted, whthr/not made up,of nyln/oth plyamid	33.958	515.626	101.010	1.271.351
5703300000	Carpet&oth txtl flr cov.,tufted, whthr/not made up,of oth man-md-txtl mtrls	185.093	940.672	618.050	2.822.112
5703901000	Carpet&oth txtl flr cov.,tufted, whthr/not made up,of cotton,oth textile matrls	0	23.534	0	34.393
5703909000	Carpet&oth txtl flr cov.,tufted, whthr/nt md up,not cttn&jute fbr,oth txtl mtrl	595	595	8.902	8.902
5704100000	Tiles, having a surface <=0,3m,felt,notufled/flocked,made up/not	88.806	91.438	78.321	86.899
5704900000	Tiles, having a surface >0,3m,felt,nottufled/flocked,made up/not	289.307	1.534.642	384.641	2.020.948
5705100000	Oth carpet&oth txtl flr cov.,whthr/not made, of cotton	0	36.163	0	60.886
5705900000	Oth carpet&oth txtl flr cov.,whthr/not made,oth thn cotton&fibres	267.793	593.148	374.299	852.087
5801100010	Woven pile&chenille fbrc,of wool/fine animals hairs,melton cloth(tennis)	3	41.094	165	445.379
5801100090	Woven pile&chenille fbrc,of wool/fine anml hairs,oth melton cloth(tennis)	125	25.387	2.343	128.158
5801210000	Uncut weft pile fabrics of cotton otherthan fabrics of head 5802/5806	512	9.934	4.979	114.842
5801220000	Cut corduroy of cotton oth than fabricof head 5802/5806	74.557	212.010	712.403	1.520.899
5801230000	Oth weft pile fabrics of cotton oth thnfabrics of head 5802/5806	3.580	32.288	21.501	170.542
5801240000	Warp pile fabrics, epingleœ(uncut) ofcotton othr than fabrics of head 5802/06	0	67	0	1.327
5801250000	Warp pile fabrics of cotton, cut, otherthan fabrics of head 5802/5806	12	21.413	244	177.477
5801310000	Uncut weft pile fbrcs of man-made fbrsother than fabrics of head 5802/5806	0	10.054	0	80.302
5801320000	Cut corduroy of man-made fibres otherthan fabrics of head 5802/5806	8.081	29.319	48.696	159.107
5801330000	Oth weft pile fabrics of man-made fbrsother than fabrics of head 5802/5806	2.741	6.938	22.818	59.822
5801340000	Warp pile fbrcs, epingle(uncut) of man-made fbrs othr thn fabrc of head 5802/06	1.359	4.672	9.478	29.916
5801350000	Warp pile fabrics of man-made fbrs,cut,other than fabrics of head 5802/5806	8.420	73.252	66.630	627.801
5801360000	Chenille fabrics of man-made fribresother than fabrics of head 5802/5806	37.960	47.441	46.586	126.913
5801901000	Othr carpet & text floor covrng of silkthan fabrics of head 5802/5806	2.116	8.788	3.317	69.179
5801909000	Othr carpet & text floor covrng of oththan silk/fabrics of head 5802/5806	15.911	95.844	132.300	715.392
5802110000	Unbleachd terry towelling&smlar wovenfabrcs of cotton othr than head 5806	6.488	16.000	40.882	96.839
5802190000	Bleachd terry towelling&smlar wovenfabrcs of cotton othr than head 5806	14.035	89.947	113.437	706.084
5802200000	Terry towelling & imilar ofothr textilemat fabrcs of cotton othr than head 5806	0	1.968	0	14.434
5802300000	Tufted textile fabrics of cotton otherthan fabrics of head 5806	759	8.161	2.163	49.711
5803001000	Gauze, oth thn narrow fbrcs of heading58.06, of cotton	394	6.936	3.347	81.235
5803009000	Gauze, oth thn narrow fbrcs of heading58.06, oth thn cotton	0	6	0	849
5804101000	Tulles & other net fabrics of silk,notincl woven fabrics of head 6002 to 6006	2.641	8.841	89.736	316.684
5804102000	Tulles & other net fbrcs of cotton,notincl woven fabrics of head 6002 to 6006	1.087	5.426	50.231	138.687
5804109000	Tulles&oth net fbrc oth than silk/cottoninc woven fabrics of head 6002 to 6006	31.250	167.008	563.095	2.085.366
5804210000	Mechanically made lace of man-made fbrsexcl fabrics of head 6002 to 6004	82.643	173.938	2.111.515	5.236.604
5804290000	Mechanically made lace of oth textilemat. excl fabrics of head 6002 to 6004	33.834	174.031	653.525	3.634.597
5804300000	Mechanically hand-made lace excl.fabricof head 6002 to 6004	14.561	27.317	165.734	426.573
5805001000	Hand-woven tapestries of cotton, whetheror not made up	1.712	10.966	24.239	153.012
5805009000	Hand-woven tapestries of other thancotton, whether/not made yp	114	74.142	892	144.129
5806101000	Woven pile fabrics of silk other thangoods of head 5807	1.287	25.384	28.031	157.105
5806102000	Woven pile fabrics of cotton otherthan goods of head 5807	1.924	14.031	15.887	209.722

www.bps.go.id

I.3. IMPOR MENURUT KOMODITI / *IMPORT BY HS COMMODITY*
***** MEI / *MAY 2010* *****

H S	Uraian Komoditi *Commodity Description*	Berat Bersih / *Net Weight* (Kg) Bulan ini *Current Month*	 Kumulatif *Cum.Jan. to date*	Nilai / *Value C.I.F* (US$) Bulan ini *Current Month*	 Kumulatif *Cum.Jan. to date*
5806109000	Woven pile fabrics of other than silk/cotton other than goods of head 5807	5.898	55.133	60.512	615.942
5806200000	Oth woven fabrics;weight>=5% of elasto-meric yarn/thread	214.968	855.168	3.199.923	12.401.272
5806311000	Narrow woven fabrics of cotton for mfgof inkd ribbon oth thn goods of head 580	444	5.879	20.428	111.212
5806312000	Backing for electrical insulating paperother than good of head 5807	534	3.300	10.434	70.788
5806313000	Slide fastener ribbons;width<=12mmother than good of head 5807	704	2.419	5.673	26.751
5806314000	Webbings used in covering piping, polesand the like but goods of head 5807	635	6.478	5.541	65.758
5806319000	Other woven fabrics excluding goods ofhead 5807	27.895	120.616	596.967	2.586.511
5806321000	Narrow woven fabrics of man-made fibresfor seat belt webb excl goods of head 58	119.377	522.750	757.864	3.465.052
5806322000	Slide fastener ribbon;width<=12mm of mffor seat belt webb excl goods of head 58	119	14.098	5.187	207.034
5806323000	Webbings used in covering piping, poles,other than good of head 5807	43	1.078	1.163	45.906
5806329000	Woven fbrcs of oth than cotton/man-madefbr other than goods of head 5807	217.253	1.071.878	1.891.226	9.019.851
5806391000	Woven fabrics of silk other than goodsof head 5807	642	6.039	6.376	70.310
5806399010	Woven fabrc for covering,piping, poles,other than goods of head 5807	545	19.959	6.404	228.262
5806399020	Narrow woven fabrics for mfg of ribbonstypewritr, no ink oth than good of head	8.130	23.101	68.023	326.136
5806399030	Narrow fabrics used for slide fastener;width<=12mm	22	3.298	423	19.724
5806399090	Narrow fabrics used for slide fastener;width>12mm	26.962	93.626	273.547	1.213.672
5806400000	Fabrics consist of warp without assbldby means of an adhesive	342	14.969	6.064	95.412
5807100000	Labels,badges, similar mat of woven,inpiece,strip,shape/size,not embroidere	295.533	1.270.898	4.417.199	17.502.697
5807900010	Labels,badges, similar mat of non wovenfbr in piece,strip,shape/size,not emb	24.060	74.404	245.689	964.992
5807900090	Labels,badges, similar mat of oth wovenfbr in piece,strip,shape/size,not emb	40.413	231.511	629.639	2.806.616
5808101000	Braid in the piece combined with rubberthreads, without embroidery, not knit/cr	8.587	35.881	104.280	280.859
5808109000	Braids not in the piece combined withthreads, without embroidery, not knit/cr	77.535	254.176	186.051	754.605
5808901000	Oth braids combined with rubber threadswithout embroidery, not knittd/crochetec	76.559	301.695	695.145	3.869.454
5808909000	Oth braid combined with oth than rubberthreads, without embroidery, not knit/cr	5.992	22.793	109.163	328.708
5809000000	Woven fabrics of metal thread & wovenfabrics of metallised yarn of head 5605	86	30.873	7.015	191.305
5810100000	Embroidery without visible ground,in piein strip motifs	3	518	1.610	23.880
5810910000	Embroidery of cotton, without visiblegorund in piece,in strip motifs	56.407	264.179	1.027.148	4.045.010
5810920000	Embroidery of man-made fibres, withoutvisible goround,in piece,in strip motifs	22.807	108.217	517.277	2.016.403
5810990000	Embroidery of other textile material,visible goround,in piece,in strip motifs	254.974	797.757	3.024.653	9.179.029
5811000000	Quilted textile prods in the piece,with mat aseembld othr than embrdry of 5	25.329	116.683	301.190	1.512.416
5901100000	Textile fabrics coated w/gum/amylaceused for covers books and the like	21.854	77.858	87.167	287.116
5901901000	Textile fabrics coated w/gum/amylacefor tracing cloth	4.576	10.606	73.373	141.082
5901902000	Textile fabrics coated w/gum/amylaceprepared painting canvas	3.972	19.046	12.876	54.080
5901909000	Textile fabrics coated w/gum/amylacefor other than tracing cloth/paintg c	59.327	171.044	182.370	742.010
5902101000	Chafer canvas type of nylon/oth poly-amides, high tenacity, rubberised	46.420	415.867	366.167	1.649.259
5902109000	Chafer canvas type of nylon/oth poly-amides, high tenacity, not rubberised	912.431	5.377.955	4.044.557	22.936.603
5902202000	Chafer canvas type of polyester, highnylon, tenacity, rubberised	579	27.996	8.657	239.862
5902209000	Chafer canvas type of polyester, highnylon, tenacity, not rubberised	580.198	2.498.223	2.299.660	10.262.750
5902900000	Tyre cord fabric of high tenacity yarn,oth thn nyln/oth polymd&polystr	957	9.533	17.382	120.559
5903100000	Textile fabrics impregnat,coat,coverwith polyvinyl chloride	2.849.644	10.747.897	3.418.134	13.583.890
5903200000	Textile fabrics impregnat,coat,coverwith polyurethane	908.073	3.860.830	7.506.076	31.986.749
5903901000	Impregnated textile fbrcs of nylon canvcoated with plastics oth than of head 59	64.826	251.472	715.538	2.422.165
5903909000	Oth imprgntd text fbrc of otht han nyloncanvas coated w/plastic oth thn of head	378.579	1.566.430	3.623.211	13.383.206
5904100000	Linoleum, cut to shape/not,coatingapplied on textile backing	15.203	15.380	60.073	62.198
5904900000	Oth linoleum, cut to shape/not,coating applied on textile backing	1.197	2.932	11.514	28.190
5906100000	Adhesive tape;width<=20cm, oth than ofheading 5902	22.347	106.344	363.346	1.649.915
5906910000	Knitted/crocheted linoleum, whetherof not to shape	79.270	234.959	395.517	1.392.171
5906991000	Linoleum for hospital rubber sheeting,whether/not cut to shape.	20	515	153	5.443
5906999000	Linoleum not for hospital rbbr sheetinwhether/not cut to shape.	96.265	440.737	602.163	3.537.824
5907001000	Fabrics impregnated,coated/covered oilof oil-based preparation	0	38.640	0	116.034
5907003000	Textile fbrcs impregnated, coated/covrwith fire resistant chemical	0	1.828	0	15.173
5907004000	Fabrics imprgntd,coated/covered flockvelvet, the entire surface of textile fl	4.210	18.719	35.963	135.029
5907005000	Fabrics impregnated,coated/covered wax,bitumen/similar product	0	17.630	0	25.375
5907006000	Fabrics impregnated,coated/covered othematerials	20.173	353.086	36.559	538.971
5907009000	Othe textile fabrics not impregnated,covered with othe materials	9.978	40.978	153.521	740.835
5908001000	Wick; incandescent gas mantleswhether/not impregnated	565	23.150	842	42.383
5908009000	Textile oth than wick; incandescent gasmantles, whether/not impregnated	0	3.885	0	23.802
5909001000	Fire hoses and similar textile tubing	26.087	145.916	136.854	682.711
5909009000	Othe textile hosepiping & similartextile tubing	47.326	111.147	114.720	262.521
5910000000	Transmssn/convyr belts/belting,of textl matrl, whether/not impregnated,	69.754	305.340	176.268	1.529.444
5911100000	Textile fabrics, felt&felt-lined wovencoated with rubber,leather/oth materi	171.319	446.071	1.989.140	5.387.195
5911200000	Bolting cloth, whether/not made up	3.757	34.998	54.197	444.528
5911310000	Textile fabrics&felts;weight< 650 g/m,in making/similar machinenery	10.692	40.929	1.283.503	4.594.358
5911320000	Textile fabrics&felts;weight>= 650 g/m,in making/similar machinenery	68.849	521.009	3.756.796	16.830.729
5911400000	Straining cloth of a kind used in oilor the like incl that of hair	72	4.235	439	90.927
5911901000	Textile packings & gaskets used inmaking/similar machinery	10.481	67.213	21.852	264.379
5911909000	Othe than textile packings & gasketsused in making/similar machinery	102.872	414.414	1.294.953	6.754.408
6001101000	Unbleached long pile, knitted/crocheted,mercerised	42.098	61.551	345.906	559.987
6001109000	Bleached long pile, knitted/crocheted,not mercerised	15.107	115.804	155.404	1.077.880
6001210000	Looped pile fabrics of cotton,knitted/crocheted	79.531	337.966	648.163	2.484.743
6001220000	Looped pile fabric of man made fibre,knitted/crocheted	72.266	334.102	715.668	2.507.041
6001290000	Looped pile fabric of oth textls matrls,knitted/crocheted	15.449	86.565	105.177	596.207
6001910000	Oth pile fabrics, of cotton,knitted/crocheted	212.929	273.799	1.225.364	1.562.411
6001921000	Oth pile fabrics, of man made fibres,unbleached	141.475	394.907	1.151.492	2.986.779
6001929000	Oth pile fabrics, of man made fibres,othe than unbleached	116.331	716.507	735.683	5.207.939
6001991000	Unbleached fabrics of othe textilematerials,not mercerised	8.368	19.494	52.115	144.286
6001999000	Bleached fabrics of othe textilematerials,not mercerised	29.239	78.194	227.603	647.392
6002400000	Knit/croch fbrcs;weight>5% of elastomeyarn,no rubber thread, oth than of head	404.194	1.405.931	3.017.008	10.549.578

www.bps.go.id

I.3. IMPOR MENURUT KOMODITI / *IMPORT BY HS COMMODITY*
***** MEI / *MAY 2010* *****

H S	Uraian Komoditi *Commodity Description*	Berat Bersih / *Net Weight* (Kg) Bulan ini *Current Month*	 Kumulatif *Cum.Jan. to date*	Nilai / *Value C.I.F* (US$) Bulan ini *Current Month*	 Kumulatif *Cum.Jan. to date*
6002900000	Knit/croch fbrcs;weight<5% of elastomeyarn,no rubber thread, oth than of head	1.300.084	6.605.372	12.657.469	56.376.099
6003100000	Knit/croc fbrcs of wool/fine anmalhair, width<=30cm oth than 6001/6002	16	86	2.595	6.065
6003200000	Knit/crocheted fabrics of cottonwidth<=30cm oth than 60.01/60.02	193.086	319.300	1.158.117	2.073.332
6003300000	Knit/crocheted fabrics of syntheticfibr, width<=30cm oth than 6001/6002	21.352	64.188	266.496	732.810
6003400000	Knit/crocheted fabrics of artificialwidth<=30cm oth than 60.01/60.02	1.600	4.408	26.295	82.793
6003900000	Othr knit/croc fabrics, width<=30cmoth than 60.01/60.02	22.898	89.532	137.469	779.487
6004101000	Knitted swimwear fabric;weight 80%synth yarn; 20% elastic yarn	710.707	2.433.829	5.497.308	20.472.619
6004109000	Knitt/crochet fabrc,width<=30cmcon.>20%, oth thn of heading 6001	1.243.580	5.153.057	7.093.682	31.811.903
6004900000	Othe knitted/crocheted fabrics; width<=30cm othe than of heading 6001	208.270	1.020.574	2.094.281	10.672.631
6005210000	Warp knit fabrics of cotton othe thanof heading 60.01-60.04	95.405	123.724	667.258	896.195
6005220000	Dyed warp knit fabrics of cotton othethan of heading 60.01-60.04	138.781	333.607	857.537	2.205.764
6005230000	Warp knit fabrics of yarn of diff coloroth than of heading 60.01-60.04.	58.315	188.137	449.610	1.418.119
6005240000	Printed warp knit fabrics of cotton oththan of heading 60.01-60.04	29.289	92.942	274.214	837.422
6005311000	Wrp knit fbrc,of synthtc,bleach/no,swimwer,of polyester&polybutylene	65.586	131.935	410.323	949.898
6005319000	Wrp knit fbrc,of synthtc,bleach/no,oth thn swimwr,of polystr&polybutyln	396.142	1.098.382	3.512.166	9.252.851
6005321000	Warp knit fabrc,of synthtc,dyed,swimwer,of polyester&polybutylene	34.118	209.346	359.537	1.882.249
6005329000	Warp knit fabrc,of synthtc,dyed,oth thn swimwr,of polystr&polybutyln	161.758	666.065	1.830.757	6.579.263
6005331000	Wrp knit fbrc,of synthtc,yarn diff clrs,swimwer,of polyester&polybutylene	0	123	0	1.745
6005339000	Wrp knit fbrc,of synthtc,yarn diff clrs,oth thn swimwr,of polystr&polybutyln	77.317	393.160	965.447	4.712.449
6005341000	Warp knit fabrc,of synthtc,printed,swimwer,of polyester&polybutylene	3.461	39.457	18.246	431.818
6005349000	Warp knit fabrc,of synthtc,printed,oth thn swimwr,of polystr&polybutyln	20.023	40.837	113.984	150.895
6005410000	Warp knit fabrics of artificl fibres ofthan of heading 60.01-60.04	14.375	14.375	93.361	93.361
6005420000	Dyed warp knit fabrics of artificl fibroth than of heading 60.01-60.04.	68.880	281.568	508.958	1.978.949
6005430000	Warp knit fbrc of artfcl fbrs yarn ofdiff cls,oth than of heading 60.01-60.04	0	2.836	0	10.831
6005440000	Printed warp knit fabrics of artificialoth than of heading 60.01-60.04.	0	23.648	0	41.210
6005900000	Oth warp knit fabrics oth than ofheading 60.01-60.04	133.769	594.799	817.608	3.724.052
6006100000	Oth knit/crochtd fbrcs of wool/fineanimal hair oth than of head 6001-6004	25.934	225.200	220.033	1.681.889
6006210000	Oth knit/crochtd fbrcs of cottonoth than of heading 60.01-60.04.	90.998	242.701	605.158	1.719.563
6006220000	Oth dyed knit/crochtd fbrcs of cottonoth than of heading 60.01-60.04.	2.679.760	11.824.240	19.565.046	89.022.789
6006230000	Oth knit/crochtd fbrcs of yarn of difcolor oth than of heading 60.01-60.04	56.239	116.594	367.427	760.314
6006240000	Oth printed knit/crochtd fbrcs ofcotton oth than of heading 60.01-60.04.	131.043	535.935	1.170.303	4.718.304
6006311000	Oth warp knit fbrcs of nylon fibr meshfor as a backng material for mosaic tile	1.685	21.528	17.810	197.779
6006319000	Oth warp knit fbrcs of oth than ofheading 60.01-60.04.	126.270	995.933	1.237.088	9.956.231
6006321000	Dyed nylon fibre mesh for use as backngmat for mosaic tiles oth than head 6001-	505.360	1.279.612	3.626.962	9.026.249
6006329000	Oth dyed nylon fibres material formosaic tiles oth than head of 6001-6004	157.589	791.420	1.392.486	6.780.942
6006330000	Oth knittd/crochetd fabrc synthtc,of yarn of diff colors	19.066	22.871	131.912	178.256
6006340000	Oth knittd/crochetd fabrc synthtc,printed	26.734	243.068	335.148	2.296.267
6006420000	Oth dyed warp knit fabrics of artifi-cial fibres oth than of head 60.01-60.04	241.105	796.814	1.856.032	6.162.014
6006430000	Oth warp knit fabrics of yarn of diffcolor oth than of heading 60.01-60.04	0	12.481	0	97.387
6006440000	Oth warp knit fabrics of artificialfibres printed oth than of head 60.01-60	18.101	25.766	169.324	241.235
6006900000	Oth warp knit fabrics oth than of artcial fibres oth than of head 6001-6004	420.062	1.387.382	2.836.762	9.336.141
6101200000	Male's wear of cotton oth than ofhead 61.03	834	127.706	17.813	990.369
6101300000	Male's wear of man-made oth thanof head 61.03	191	732	5.848	22.524
6101900000	Male's wear of oth textile materialoth than of head 61.03	1	246	10	775
6102200000	Female's wear of cotton,knitted/crocheted oth than of head 6104	574	4.039	8.660	75.698
6102300000	Female's wear of man-made fibres,knitted/crocheted oth than of head 61	29	778	1.820	26.310
6102900000	Female's wear of oth textile materials,knitted/crocheted oth than of head 61	1.411	11.451	7.439	34.143
6103100000	Mens/boys suits(oth thn swimwr)knitted/crocheted	0	25.132	0	302.809
6103220000	Male' ensembles of cotton	1.055	6.713	4.841	18.948
6103290000	Men/boy ensembl of oth textls matrls(oth thnswimwr)knitt/crochet	34.260	43.640	418.735	490.449
6103320000	Male's jackets & blazers of cotton	1.078	4.883	29.807	70.707
6103330000	Male's jackets & blazers of syntheticfibres	1.670	3.980	25.500	88.791
6103391000	Male's jackets & blazers of ramie,linenor silk	3.480	8.572	49.748	114.285
6103399000	Male's jackets & blazers of oth textilmaterials	1.605	4.837	16.817	48.760
6103410000	Male's trousers,bib&brace overall,breeches&shorts of wool/fine animal hair	0	4	0	775
6103420000	Male's trousers,bib&brace overall,breeches&shorts of cotton	30.558	54.944	261.487	449.529
6103430000	Male's trousers,bib&brace overall,breeches&shorts of synthetic fibres	11.431	15.414	61.023	198.648
6103490000	Men/boy trousr,bib&brace overll,breech&short of oth textl matrl,knitt/crochet	1.368	3.163	23.931	41.604
6104130000	Female's suits of synthetic fibres	171	173	461	516
6104192000	Women/girl suits,of cotton synthtcfibres,of oth textl matrl,knitt/crochet	969	1.174	1.990	4.235
6104199000	Female's suits of oth textile material	37.028	67.918	411.090	726.846
6104220000	Female's ensembles of cotton	1.387	3.455	2.968	12.133
6104230000	Female's ensembles of synthetic fibres	210	232	652	1.455
6104290000	Womens/girls ensembles,of oth textl matrl,knitted/crocheted	0	153	0	6.513
6104320000	Female's jackets & blazers of cotton	428	9.487	11.528	74.337
6104330000	Female's jackets & blazers of syntheticfibres	0	2.000	0	50.937
6104390000	Women/girl jackets&blazers,of oth textl matrl,knitt/crochet	66	329	3.976	13.295
6104410000	Dresses of wool/fine animal hair, knitted/crocheted	0	7	0	1.453
6104420000	Dressed of cotton	17.864	83.369	93.164	435.005
6104430000	Dressed of synthetic fibres	13.560	30.129	74.718	241.586
6104440000	Dressed of artificial fibres	961	6.379	36.872	258.080
6104490000	Dresses of other textile materials	36.865	53.767	123.611	218.590
6104520000	Female's skirts & divided skirts ofcotton	7.045	15.495	41.655	95.352
6104530000	Female's skirts & divided skirts ofsynthetic fibres	13.947	26.878	36.242	99.295
6104590000	Women/girl skirts&devided skirts,of oth textl matrl,knitt/crochet	45.989	131.563	476.627	928.533
6104610000	Female's trousers, bib & brace overallsbreeches & shorts of fine animal hair	0	13	0	2.316
6104620000	Female's trousers, bib & brace overallsbreeches & shorts of cotton	261.498	917.410	839.077	2.962.128
6104630000	Female's trousers, bib & brace overallsbreeches & shorts of synthetic fibres	141.204	353.209	399.570	955.963

www.bps.go.id

I.3. IMPOR MENURUT KOMODITI / *IMPORT BY HS COMMODITY*
***** MEI / *MAY 2010* *****

H S	Uraian Komoditi *Commodity Description*	Berat Bersih / *Net Weight* (Kg) Bulan ini *Current Month*	 Kumulatif *Cum.Jan. to date*	Nilai / *Value C.I.F* (US$) Bulan ini *Current Month*	 Kumulatif *Cum.Jan. to date*
6104690000	Womn/girl trousr,bib&brace overll,brh&short f oth textl matrl,knitt/crocht	224	6.511	12.543	138.930
6105100000	Male's wear of cotton, knitted/crocheted	55.826	126.974	521.153	1.937.186
6105201000	Male's wear of synthetic fibres, knittedor crocheted	9.972	19.088	160.126	500.991
6105202000	Male's wear of artificial fibres, knitteor crocheted	15	169	927	12.241
6105900000	Men/boy shirts of oth textls matrls,knitt/crochet	9.712	25.622	54.038	165.360
6106100000	Female's wear of cotton, knitted/crocheted	98.865	341.087	463.489	1.646.186
6106200000	Female's wear of man-made, knittedor crocheted	44.275	127.372	154.694	515.287
6106900000	Womn/girl blous,shirt&shirtblous,oth textl matrl,knitt/crocht	23.409	140.045	164.894	1.271.079
6107110000	Male's underpants & briefs of cotton	5.985	51.448	71.114	649.499
6107120000	Male's underpants & briefs of man-madefibres	1.090	45.084	37.247	244.185
6107190000	Male's underpants & briefsof oth textls matrls	1.667	5.687	8.101	32.996
6107210000	Male's nightshirts & pyjamas of cotton	12.544	37.144	37.132	130.014
6107220000	Male's nightshirt & pyjama of man-madefibres	7.590	7.590	18.062	18.062
6107290000	Male's nightshirt&pyjamasof oth textls matrls	2.550	5.251	13.483	29.336
6107910000	Oth wear articles of cotton	39.226	193.102	95.236	435.583
6107990000	Oth wear male of oth textls matrls	2.772	2.772	5.569	5.569
6108110000	Female's slips & petticoats of man-made fibres	168	455	6.315	12.465
6108199090	Female's slips & petticoats oth thnsilk, of oth textls matrls	99	1.094	4.216	52.740
6108210000	Briefs & panties of cotton	214.808	587.986	563.838	1.918.918
6108220000	Briefs & panties of man-made fibres	99.257	610.340	225.978	1.628.257
6108290000	Female's brief&pantie,knitt/crochetof oth textls matrls	890	14.010	4.284	89.219
6108310000	Nightdresses & pyjamas of cotton	28.056	92.316	81.905	267.688
6108320000	Nightdresses & pyjamas of man-madefibres	7.835	20.395	18.321	53.921
6108390000	Female nightdress&pyjama,of othtextls matrls,knitt/crochet	7	535	6	14.037
6108910000	Negliges, bathrobes, dressing gowns ofcotton	877	7.025	4.460	25.124
6108920000	Negliges, bathrobes, dressing gowns ofman-made fibres	1.797	3.620	11.952	38.977
6108990000	Oth famale wear,of oth textl matrl,knitted/crocheted	41	949	648	7.643
6109101000	Men/boys't-shirts, singlets & othvests, knitted/crocheted of cotton	41.510	198.599	569.955	2.642.944
6109102000	Women/girls't-shirts,singlets & othvests, knitted/crocheted of cotton	49.604	185.149	523.405	2.603.689
6109901000	Men/boys't-shirts,singlets & oth vestsknit./crocheted of ramie, linen/silk	0	9.785	0	52.534
6109902000	Men/boys't-shirts,singlets & oth vestsknitted/crocheted of oth materials	4.186	25.091	151.765	1.033.597
6109909000	T-shirt,singlet&oth vest,knitte/crochet,of oth txtl mtrl,oth thn f rami,linn&slk	20.020	87.258	126.716	1.160.683
6110110000	Jerseys,pullovers, cardigans, waistcoatof wool	8.099	8.256	110.001	129.329
6110120000	Jerseys,pullovers, cardigans, waistcoatof kashmir (cashmere) goats	0	10	0	1.460
6110190000	Jerseys,pullovers, cardigans, waistcoatof oths wool/fine animal hair	0	2.141	0	27.696
6110200000	Jerseys,pullovers, cardigans, waistcoatof cotton	75.432	469.249	626.360	3.573.855
6110300000	Jerseys,pullovers, cardigans, waistcoatof man-made fibres	3.602	26.621	54.575	687.653
6110900000	Jersey,pullovr,cardign,waistcoat&similrarticle,knitt/crochet,of oth txtl mtrl	1.298	6.973	38.787	189.347
6111200000	Babie garment&clothing accessorie,knitt/crochet,of cotton	10.001	44.277	247.316	813.675
6111300000	Babie garment&clothing accessorie,knitt/crochet,of synthtc fibres	5.842	8.625	22.534	64.771
6111900000	Babie garment&clothing accessorie,knitt/crochet,of oth txtl mtrl	301	1.398	12.693	22.105
6112110000	Track suits of cottonknitted/crocheted	2.550	2.551	18.823	18.868
6112120000	Track suits of synthetic fibresknitted/crocheted	0	114	0	7.876
6112310000	Male's swimwear,of synthtc fibrs,knitted/crocheted	1.877	6.245	72.927	333.079
6112390000	Male's swimwear,of oth txtl mtrl,knitted/crocheted	0	79	0	2.565
6112410000	Female swimwear,of synthtc fibr,knitted/crocheted	2.898	13.438	106.266	599.521
6112490000	Female swimwear,of oth txtl mtrl,knitted/crocheted	38	148	198	3.790
6113001000	Diver wetsuit,made up of knitt/cochet,fabrics of heading 5903, 5906/5907	0	24.322	0	10.315
6113002000	Protectve/safety garmnt fr worker,made-up of knitt/cochet,head 5903;5906;5907	1.323	17.776	6.626	124.857
6113009000	Oth garment,made up of knitt/crochetfabrics of heading 5903,5906/5907	4.831	20.456	62.301	231.190
6114200000	Oth garments, knitted/crocheted ofcotton	2.455	6.545	43.765	108.835
6114300000	Oth garments, knitted/crocheted ofof man-made fibres	2.397	6.754	27.713	112.454
6114900000	Oth garments, knitted/crocheted ofof oth textile materials	503	88.337	18.191	898.140
6115100000	Panty hose & tights of graduatedcompression hosiery	0	1.477	0	19.658
6115210000	Panty hose & tights of synthetic fibres,single yarn<67 decitex, elastic/rubber	3	5.225	48	30.403
6115220000	Panty hose & tights of synthetic fibres,single yarn<67/>67 decitex,	2.674	6.435	10.497	28.388
6115291000	Stockings,socks,sockettes of cottonsingle yarn<67 decitex, elastic/rubber	677	4.114	6.370	24.237
6115299000	Panty hose & tights of oth than cottonelasticated/rubberised	1.926	13.492	4.577	71.774
6115309000	Women's full-length,knee-length hosieryof oth than cotton, single yarn<67 dtex	480	2.505	360	28.844
6115940000	Oth stockings,socks, of wool/fineanimal hair,single yarn < 67 decitex	194	325	8.703	16.527
6115950000	Oth stockings,socks, of cotton,single yarn < 67 decitex	35.422	63.469	178.821	530.117
6115960000	Oth stockings,socks,sockettes ofsynthetic fibres,single yarn < 67 dtex	54.464	62.183	148.808	254.857
6115990000	Oth stockings,socks,sockettes of othtextile materials, single yarn<67 dtex	432	1.855	1.160	10.415
6116100000	Gloves,mittens, mitts, knitted,croch.impregn., coated/covered plastics/rubber	7.215	28.988	89.992	348.022
6116910000	Gloves,mittens,of wool/fine animal hairknit. not impregn.coat.plastics/rubbers	0	603	0	14.261
6116920000	Gloves,mittens,of cotton knitted,croch.not impregnated coated plastics/rubbers	1.226	40.431	3.603	78.782
6116931000	Gloves,mittens,of synthetic fibresknit.not impregn.coat.plastics/rubbers	0	45	0	2.241
6116939000	Gloves,mittens,of oth th synthetic fbrsknit.not impregn.coat.plastics/rubbers	6.360	18.301	37.789	126.154
6116990000	Gloves,mittens,of oth textile materialsknit.not impregn.coat.plastics/rubbers	0	597	0	2.768
6117101000	Shawls, scarves, mufflers, mantillas,& the like of cotton	1.083	9.100	4.762	62.368
6117109000	Shawls, scarves, mufflers, mantillas,& the like of oth textile materials	4.151	18.168	41.455	239.231
6117801100	Ties, bow ties & cravats of wool/fineanimal hair	18	3.814	111	56.908
6117801900	Ties, bow ties & cravats of oth thanwool/fine animal hair	7.518	13.560	152.786	215.195
6117809000	Oth access of oth than wool/fineanimal hair	17.299	82.432	338.818	1.284.465
6117900000	Oth parts of garment	57.726	163.583	619.739	1.884.510
6201110000	Men/boys'overcoats,raincoats,car-coats,cloaks of wool/fine animal hair	310	1.286	4.383	23.806
6201120000	Men/boys'overcoats,raincoats,car-coats,cloaks of cotton	73	2.227	4.310	26.081
6201130000	Men/boys'overcoats,raincoats,car-coats,cloaks of man-made fibres	193	2.705	2.606	30.230

https://www.bps.go.id

I.3. IMPOR MENURUT KOMODITI / *IMPORT BY HS COMMODITY*
***** MEI / *MAY 2010* *****

H S	Uraian Komoditi *Commodity Description*	Berat Bersih / *Net Weight* (Kg) Bulan ini *Current Month*	 Kumulatif *Cum.Jan. to date*	Nilai / *Value C.I.F* (US$) Bulan ini *Current Month*	 Kumulatif *Cum.Jan. to date*
6201190010	Men/boys'overcoats,raincoats,car-coatscapes,cloaks of silk	0	782	0	4.161
6201190090	Men/boys'overcoats,raincoats,car-coats,cloaks of oth man-made fibres	516	3.082	15.742	28.955
6201910000	Men/boys' anorak, wind-cheaters/jacketsof wool/fine animal hair	0	32	0	524
6201920000	Men/boys' anorak, wind-cheaters/jacketsof cotton	6.504	21.877	33.930	149.917
6201930010	Men/boys' anorak, wind-cheaters/jacketsof batik	0	39	0	2.520
6201930090	Men/boys' anorak, wind-cheaters/jacketsof oth man-made fibres	1.348	5.793	61.618	193.597
6201990090	Men/boys' anorak, wind-cheaters/jacketsof oth textile materials	5.895	6.528	40.137	60.282
6202110000	Women/girls'overcoats,raincoats, car-coats, capes of wool/fine animal hair	1	3.112	1	12.129
6202120000	Women/girls'overcoats,raincoats, car-coats, capes of cotton	238	2.087	12.347	89.460
6202130010	Women/girls'overcoats,raincoats, car-coats, capes of batik	1	2	62	95
6202130090	Women/girls'overcoats,raincoats, car-coats, capes of oth man-made fibres	0	1.656	0	59.177
6202190010	Women/girls'overcoats,raincoats, car-coats, capes of silk	41	113	50	1.989
6202190020	Women/girls'overcoats,raincoats, car-coats, capes of ramie	0	1	0	279
6202190090	Women/girls'overcoats,raincoats, car-coats, capes of oth textile materials	66	504	2.180	13.123
6202910000	Women/girls'anorak,wind-cheater/jacketsof wool/fine animal hair	2	41	125	1.981
6202920000	Women/girls'anorak,wind-cheater/jacketsof cotton	1.159	6.368	13.530	95.473
6202930090	Women/girls'anorak,wind-cheater/jacketsof oth man-made fibres	143	1.208	5.367	53.144
6202990090	Oth famale wear,of oth textl matrl,oth than silk & ramie	1.136	1.194	7.358	10.493
6203110000	Men/boys'suits of wool/fine animalhair	39.325	69.961	104.981	212.767
6203120000	Men/boys' suits of synthetic fibres	0	1.583	0	46.693
6203191000	Men/boys' suits of cotton	1	632	1	9.986
6203199090	Male's suits, of oth textl matrl,oth thn silk&ramie,oth thn cotton	0	96	0	9.184
6203220000	Men/boys' ensembles of cotton	0	741	0	1.905
6203230000	Men/boys' ensembles of synthetic fibres	2.321	2.321	6.523	6.523
6203290090	Male's ensembles, of oth textl matrl,oth than silk & ramie	550	553	4.326	4.353
6203310000	Men/boys' jackets & blazers of woolor fine animal hair	25.529	37.760	107.302	259.983
6203320000	Men/boys' jackets & blazers of cotton	52.312	162.890	152.875	605.202
6203330000	Men/boys' jackets & blazers of syntheticfibres	49.914	110.346	150.536	512.012
6203390010	Male jackt&blazr, of oth textl matrl,of silk	0	33	0	2.800
6203390090	Male jackt&blazr, of oth textl matrl,oth than silk & ramie	279	1.368	15.957	78.274
6203410000	Trousr,bib&brace overll,breech&short,of wool/fine animal hair,male wear	259.146	359.705	739.877	1.119.002
6203421000	Men/boys' bib & brace overalls ofcotton	940	3.236	30.452	76.230
6203429000	Men/boys' trousers of cotton	395.301	1.028.324	1.202.156	4.807.897
6203430000	Trousr,bib&brace overll,breech&short,of synthtc fibres,male wear	19.784	44.472	248.226	780.182
6203490010	Trousr,bib&brace overll,breech&short,of oth txtl mtrl,of silk, for mens/boys	0	9	0	23
6203490090	Trousr,bib&brace overll,breech&short,of oth txtl mtrl,oth thn rami&silk,for m	3.486	15.916	25.665	217.512
6204110000	Women/girls' suits of wool/fineanimal hair	0	360	0	1.764
6204120000	Women/girls' suits of cotton	20	6.960	44	35.034
6204130000	Women/girls'suits of synthetic fibres	0	43	0	1.975
6204190010	Female suit, of oth textl matrl,oth thnswimwear,of silk	0	22	0	1.573
6204190020	Female suit, of oth textl matrl,oth thnswimwear,of ramie	0	3	0	855
6204190090	Female suit, of oth textl matrl,oth thnswimwear,oth than silk & ramie	6.093	15.225	27.999	58.152
6204220000	Women/girls' ensembles of cotton	2.059	3.638	21.198	25.212
6204230000	Women/girls' ensembles of syntheticfibres	1.118	4.479	2.599	10.933
6204290090	Female ensembl, of oth textl matrl,oththn swimwear,of silk&ramie	13	61	585	2.444
6204310000	Women/girls' jackets & blazers ofwool/fine animal hair	0	128	0	10.792
6204320000	Women/girls' jackets & blazers ofcotton	11.303	47.174	99.918	419.669
6204330000	Women/girls' jackets & blazers ofsynthetic fibres	5.206	16.772	52.960	209.170
6204390010	Female jackt&blazr,of oth txtl mtrl,oththn swimwear,of silk	276	487	18.454	33.168
6204390090	Female jackt&blazr,of oth txtl mtrl,oththn swimwear,of silk&ramie	2.402	3.854	34.276	127.146
6204410000	Dresses of wool/fine animal hairnot knitted/crocheted	17.888	18.884	54.119	65.444
6204420000	Dresses of cotton	34.504	110.841	314.870	1.205.113
6204430000	Dresses of synthetic fibres	20.255	111.819	114.779	605.915
6204440000	Dresses of artificial fibres	1.116	5.914	49.478	241.628
6204490010	Female dresses,of oth textl matrl,oththn swimwear,of silk	475	3.348	32.911	199.265
6204490020	Female dresses,of oth textl matrl,oththn swimwear,of ramie	0	5	0	1.303
6204490090	Female dresses,of oth textl matrl,oththn swimwear,of silk&ramie	1.824	4.546	109.035	274.071
6204510000	Skirts & divided skirts of wool/fineanimal hair	12.337	14.321	35.372	46.383
6204520000	Skirts & divided skirts of cotton	10.727	57.160	141.313	600.970
6204530000	Skirts & divided skirts of syntheticfibres	5.584	22.870	31.084	174.794
6204590010	Feml skirt&dvde skrt, oth txtl mtrl,oththn swimwear,of silk	191	757	12.093	49.234
6204590020	Feml skirt&dvde skrt, oth txtl mtrl,oththn swimwear,of ramie	0	1	0	2
6204590090	Feml skirt&dvde skrt, oth txtl mtrl,oththn swimwear,of silk&ramie	4.627	12.020	65.277	173.864
6204610000	Women/girls' trousers,bib&brace overallbreeche,short of wool/fine animal hair	54	396	5.507	12.907
6204620000	Women/girls' trousers,bib&brace overallbreeches,shorts of cotton	171.910	498.132	901.517	3.383.793
6204630010	Women/girls' trousers,bib&brace overallbreeches,shorts of batik	0	88	0	2.003
6204630099	Oth women/girls' flyers coveralls	34.429	59.867	106.815	483.876
6204690010	Trousr,bib&brace overll,breech&short,of oth txtl mtrl,of silk, for womens/gir	190	455	13.116	29.819
6204690090	Trousr,bib&brace overll,breech&short,of oth txtl mtrl,oth thn silk&rami, wmn	152.904	221.354	499.550	930.916
6205200000	Men/boys' shirts of cotton	19.703	100.168	374.265	2.044.762
6205300000	Men/boys' shirts of man-made fibres	1.337	7.512	34.274	224.673
6205900010	Male's shirts,of oth textl matrl,of silk	105	116	8.310	10.192
6205900020	Male's shirts,of oth textl matrl,of ramie	0	9	0	1.523
6205900090	Male's shirts,of oth textl matrl,oth thn silk&ramie	15.498	40.676	98.112	279.949
6206100000	Women/girls' blouses, shirts & shirts-blouses of silk/silk waste	1.038	5.044	34.847	263.667
6206200000	Women/girls' blouses, shirts & shirts-blouses of wool/fine animal hair	53.056	79.129	141.941	306.657
6206300000	Women/girls' blouses, shirts & shirts-blouses of cotton	58.226	257.105	525.648	2.448.312
6206400000	Women/girls' blouses, shirts & shirts-blouses of man-made fibres	105.150	235.686	437.412	1.360.810

http://www.bps.go.id

I.3. IMPOR MENURUT KOMODITI / *IMPORT BY HS COMMODITY*
***** MEI / *MAY 2010* *****

H S	Uraian Komoditi *Commodity Description*	Berat Bersih / *Net Weight* (Kg) Bulan ini *Current Month*	 Kumulatif *Cum.Jan. to date*	Nilai / *Value C.I.F* (US$) Bulan ini *Current Month*	 Kumulatif *Cum.Jan. to date*
6206900010	Female's wear,of oth textl matrl,of silk	907	2.185	62.865	156.197
6206900090	Female's wear,of oth textl matrl,oth thn silk&ramie	104.809	199.596	412.390	1.063.255
6207110000	Men/boys'underpants & briefs ofcotton	416	2.031	2.840	45.720
6207190000	Men/boys'underpants & briefs ofoth textile materials	87	6.099	58	27.734
6207210000	Men/boys' nightshirts & pyjamasof cotton	4.226	8.282	18.971	36.119
6207220000	Men/boys' nightshirts & pyjamasof man-made fibres	9.333	9.675	20.517	23.167
6207910000	Oth male wear,of cotton	15	38	640	1.650
6207990000	Oth male wear,of oth textl matrl	11	18	458	608
6208110000	Women/girls' slips & petticoatsof man-made fibres	0	1.954	0	4.460
6208190010	Female slip&petticoat,of oth textlmatrl,of silk	0	1.875	0	36.612
6208190090	Female slip&petticoat,of oth textlmatrl,oth thn silk&rami	0	2.673	0	10.571
6208210000	Women/girls' nightdresses & pyjamasof cotton	26.411	161.898	73.952	408.575
6208220000	Women/girls' nightdresses & pyjamasof man-made fibres	5.036	39.134	14.098	94.155
6208290090	Female nightdress&pyjam,of oth textlmatrl,oth thn silk&rami	5	5	80	80
6208911000	Panties of cotton	620	810	10.560	13.838
6208919000	Women/girls' singlets of cotton	7.138	8.416	119.244	136.518
6208920000	Female wear of man-made fibres	2.151	2.448	32.207	38.433
6208991000	Female wear of oth textl matrl,of woolor fine animal hair	51.673	95.013	162.846	298.892
6208999000	Female wear of oth textl matrl,oth thnwool/fine animal hair	1.250	1.763	7.780	16.089
6209202000	Babies' t-shirts,shirts,pyjamas, napkins(diapers),& similar articles of cotton	2.028	18.364	32.973	175.953
6209209010	Babie garmnt&cloth accessri,of cotton,oth wear,suit,pant&similr articl	3.120	7.809	53.750	160.902
6209209090	Babie garmnt&cloth accessri,of cotton,oth wear,oth thn suit,pant&similr articl	1.934	5.563	58.793	135.324
6209301000	Babies' suits, pants & similar articlesof synthetic fibres	858	1.805	1.643	24.819
6209302000	Babies' t-shirts,shirts,pyjama, napkins& similar articles of synthetic fibres	1.791	3.671	17.632	59.604
6209303000	Babies clothing access of syntheticfibers	3.052	3.795	29.656	51.761
6209900000	Babies garment&clothing accessries,of oth textiles materials	614	18.399	5.869	78.106
6210101000	Garmnt,made up of fabrc of head 5602or 5603,protective works garments	211	806	3.520	30.752
6210109000	Garmnt,made up of fabrc of head 5602or 5603,oth thn protective work garmnt	718	875	11.932	17.929
6210201000	Oth garmnt of subhead 620111-620119,protective works garments	3	1.945	30	5.196
6210209000	Oth garmnt of subhead 620111-620119,oth thn protective work garmnt	8.488	35.519	101.280	228.435
6210301000	Oth garmnt of subhead 620211-620219,protective works garments	0	1	0	16
6210309000	Oth garmnt of subhead 620211-620219,oth thn protective work garmnt	940	3.809	30.160	72.643
6210400000	Oth male garmnt,made up of fabrc ofhead 5602;5603;5903;5906;5907	5.519	18.119	23.467	150.137
6210500000	Oth female garmnt,made up of fabrc ofhead 5602;5603;5903;5906;5907	787	3.533	27.071	159.007
6211110090	Men/boys' swimwear of oth than batik	343	3.533	9.580	107.898
6211120090	Women/girls' swimwear of oth than batik	407	947	10.165	23.553
6211320000	Men/boys' track suits of cotton	13.142	72.643	18.066	106.975
6211330000	Oth garments, mens/boys,of man-made fibres	33	1.156	1.537	14.601
6211390000	Oth garments, mens/boys,of oth textile materials	7	126	520	6.195
6211420000	Oth garments, womens/girls,of cotton	7.631	10.546	34.330	101.385
6211439000	Oth garmnt,males,of man-made fibres,oth than surgical gowns	17.595	52.745	57.978	174.920
6211490000	Oth garmnt,males,of oth textilesmaterials	161	640	8.606	34.026
6212101000	Brassieres of cotton	4.464	30.895	62.910	199.644
6212109000	Brassieres of oth textile materials	323.466	1.459.212	2.994.368	7.458.984
6212201000	Girdles & panty-girdles of cotton	0	325	0	1.206
6212209000	Girdles & panty-girdles of oth textilematerials	3.979	4.397	14.790	33.127
6212301000	Corselettes of cotton	0	752	0	2.799
6212309000	Corselettes of oth textile materials	1.986	3.290	7.308	87.056
6212901000	Suspenders, garters of cotton	5	161	187	6.849
6212909000	Suspenders, garters of oth textilematerials	54.904	171.905	945.952	3.235.258
6213200010	Handkerchiefs, of cottonbatik	20	57	114	666
6213200090	Handkerchiefs, of cottonoth than batik	16.826	50.254	49.371	150.139
6213900099	Handkerchiefs of oth textile materials,oth thn of silk&batik	0	5.444	0	10.176
6214100090	Shawls, scarves, mufflers, mantillas,veils'not batik of silk/silk waste	9.789	19.436	24.773	211.123
6214200000	Shawl,scarve,muffler,mantilla,veils &the like, of wool/fine animals hair	9.885	13.239	23.443	45.532
6214300090	Shawls, scarves, mufflers, mantillas,veils' not batik of synthetic fibres	11.207	33.728	28.478	116.490
6214400090	Shawls, scarves, mufflers, mantillas,veils' not batik of artificial fibres	311	1.212	9.237	51.228
6214900090	Shawls, scarves, mufflers, mantillas,veils'not batik of oth textile materials	4.526	9.314	58.149	122.403
6215100090	Ties, bow ties & cravats' not batik ofsilk/silk waste	2.401	5.598	20.164	127.277
6215200090	Ties, bow ties & cravats' not batik ofman-made fibres	3.826	9.985	78.651	144.524
6215900010	Ties, bow ties & cravats of othtextiles materials, batik	7	43	132	715
6215900090	Ties, bow ties & cravats of othtextiles materials, oth thn batik	112	140	300	1.504
6216001000	Protective work gloves, mittens & mitts	1.692	21.051	14.746	74.775
6216009100	Oth gloves, mittens of wool/fineanimal hair	3.005	3.005	9.698	9.698
6216009200	Oth gloves, mittens of cotton, oth thansubheading 6216.00.10	1.537	1.537	2.524	2.524
6216009900	Oth gloves, mittens of oth textilematerials	9.881	22.602	35.329	139.849
6217100000	Accesories of clothing access oth thanof heading 62.12	50.365	302.489	804.764	3.459.565
6217900000	Parts of clothing access oth thanof heading 62.12	89.502	265.549	1.762.869	12.355.189
6301100000	Electric blankets	0	27	0	848
6301200000	Blankets not electric and travellingrugs, of wool/fine animal hair	8.913	8.913	40.586	40.586
6301300000	Blankets not electric and travellingrugs, of cotton	33.915	123.933	98.448	322.720
6301400010	Blankt(oth thn elctrc blankt)&travllngrug,of synthtc fibr,of nonwoven fabrc	1	295	4	799
6301400090	Blankt(oth thn elctrc blankt)&travllngrug,of synthtc fibr,oth nonwoven fabrc	56.815	117.656	183.172	450.259
6301900010	Oth blankets&travelling rugs,of nonwoven fabrics	126	269	2.876	6.450
6301900090	Oth blankets&travelling rugs,oth thn nonwoven fabrics	2	6.326	34	11.782
6302100000	Bed linen, knitted/crocheted	477	593	6.497	9.303
6302210000	Bed linen, printed of cotton	16.995	87.239	39.044	368.026
6302229000	Bed linen, printed of man-made fibresof woven fabrics	189	2.759	1.367	5.939

https://www.bps.go.id

I.3. IMPOR MENURUT KOMODITI / *IMPORT BY HS COMMODITY*
***** MEI / *MAY 2010* *****

H S	Uraian Komoditi *Commodity Description*	Berat Bersih / *Net Weight* (Kg) Bulan ini *Current Month*	 Kumulatif *Cum.Jan. to date*	Nilai / *Value C.I.F* (US$) Bulan ini *Current Month*	 Kumulatif *Cum.Jan. to date*
6302310000	Oth bed linen of cotton	29.428	189.436	44.277	455.332
6302321000	Oth bed linen of man-made fabricsof nonwoven fabrics	1.625	31.830	3.590	72.523
6302329000	Oth bed linen of man-made fabricsof woven fabrics	27.353	133.953	22.655	193.507
6302390000	Oth bed linen of oth textile materials	3	3	16	16
6302400000	Table linen, knitted/crocheted	679	929	1.827	3.090
6302510010	Oth table linen's batik of cotton	90	90	1.560	1.560
6302510090	Oth table linen's not batik of cotton	2.326	24.615	24.034	115.828
6302530090	Oth table linen,of man-made fibresoth than batik	6.294	6.364	61.735	62.067
6302590090	Oth table linen not batik of oth txtlmaterials	1.837	7.153	17.926	29.822
6302600090	Toilet,kitchen linen,of terry towelling/similar terry, not batik, of cotton	157.816	482.110	352.637	1.035.757
6302910010	Oth bed linen batik of cotton	0	9	0	10
6302910090	Oth bed linen not batik of cotton	26.119	481.744	36.522	952.267
6302930090	Oth linen, of man-made fibres,oth thn batik	737	6.080	5.049	26.922
6302990000	Oth linen, of oth textile materials	13.820	88.190	131.115	564.904
6303120000	Curtain, blinds, valances, knitted/crocheted of synthetic fibres	910	23.732	35.446	195.773
6303191000	Curtain,knitted/crocheted,of othtextiles materials,of cotton	16	16	255	255
6303199000	Curtain,knitted/crocheted,of othtextiles materials,oth thn cotton	9.384	25.295	73.469	166.844
6303910000	Curtain not knitted/crochetedof cotton	3.053	3.053	28.074	28.074
6303920000	Curtain not knitted/crochetedof synthetic fibres	3.554	81.449	35.368	365.862
6303990000	Curtain not knitted/crochetedof oth textile materials	2.768	5.132	7.733	21.062
6304110000	Bedspreads, knitted/crochetted	17.547	17.547	39.663	39.663
6304191090	Oth furnishng articl,bedsprd,of cotton,oth thn knitt/crochett,oth thn batik	11.387	43.194	111.413	372.706
6304192090	Oth furnshng articl,bedsprd,oth nonwvn,oth thn knitt/crochett,oth thn batik	123	123	538	538
6304199090	Oth furnshng artcl,bedsprd,oth thn cttnnonwvn knitt/crochett,oth thn batik	14	21	286	560
6304911000	Oth furnshng artcl,oth thn bedsprd,kntt/crocheted, mosquito nets	0	36.412	0	124.399
6304919000	Oth furnshng artcl,oth thn bedsprd,kntt/crocheted, oth thn mosquito nets	0	1.417	0	3.239
6304920000	Oth furnshng artcl,oth thn bedsprd,notknitt/crochet,of cotton	2.276	9.181	22.168	69.307
6304930000	Oth furnshng artcl,oth thn bedsprd,notknitt/crochet,of synthtc fibres	2.342	8.241	22.636	53.258
6304990000	Oth furnshng artcl,oth thn bedsprd,notknitt/crochet,of oth txtl mtrl	0	959	0	5.844
6305101100	Sack&bag,oth bast fibr head 5303,new,of jute	2.063.707	4.904.569	2.182.758	5.071.030
6305101900	Sack&bag,oth bast fibr head 5303,new,oth thn jute	0	33.754	0	52.431
6305102100	Sack&bag,oth bast fibr head 5303,used,of jute	78.140	354.340	9.778	44.354
6305102900	Sack&bag,oth bast fibr head 5303,used,oth thn jute	136	4.843	931	13.753
6305200000	Sacks and bags, of cotton	8.088	19.100	115.177	268.106
6305321000	Flexible intermediate bulk containersof nonwovens	956	2.609	48.085	82.087
6305322000	Flexible intermediate bulk containersknitted/crocheted	40	40	1.225	1.225
6305329000	Flexible intermediate bulk containersnot knitted/crocheted	0	22	0	392
6305331000	Sack,bag of polyethylene/polypropylenestrip knitted/crocheted	0	3.208	0	24.626
6305332000	Sacks, bags of woven fabrics of stripor the like	0	10.029	0	22.529
6305339000	Sack,bag of polyethylene/polypropylenestrip not knitted/crocheted	0	1.190	0	3.776
6305391000	Oth sacks, bags of nonwovensof polyethylene/polypropilene	259	470	2.200	2.633
6305392000	Oth sacks, bags of knitted/crochetedof polyethylene/polypropilene	287	287	4.087	4.087
6305399000	Oth sacks,bags of not knitted/crochetedof polyethylene/polypropilene	6.347	9.034	28.668	63.834
6305909000	Oth sacks, bags	20.663	21.981	36.815	38.020
6306120000	Tarpaulins, awnings & sunblinds0f synthetic fibres	214.446	1.036.095	234.924	1.682.593
6306191000	Tarpaulins, awnings & sunblinds of hempof heading 53.04/coconut head. 53.05	0	86	0	934
6306199000	Tarpaulins, awnings & sunblindsof oth textile materials :	1	1.163	30	8.112
6306220000	Tents of synthetic fibres	31.273	78.789	62.943	192.747
6306299000	Tents of oth textiles materialsoth than cotton	91	835	1.097	7.091
6306300000	Sails	64	64	43	43
6306409000	Pneumatic mattressesoth than cotton	0	1.493	0	21.012
6306910000	Oth camping goods of cotton	0	959	0	2.502
6306991000	Oth camping goods of oth textilematerials, non wovens	0	66	0	1.838
6306999000	Oth camping goods of oth textilematerials, wovens	29	29	433	433
6307101000	Floor-cloths,dish-cloths,dusters, cleaning cloths of nonwovens	121	7.604	1.456	54.892
6307102000	Floor-cloths,dish-cloths,dusters, cleaning cloths of felts	0	83	0	3.497
6307109000	Floor-cloths,dish-cloths,dusters, cleaning cloths of not felts, woven	73.301	193.611	466.414	1.246.028
6307200000	Life-jackets and life-belts	820	26.071	8.016	249.650
6307903000	Umbrella covers in pre-cut triangularform	4.453	35.991	54.844	387.484
6307906000	Life harnesses	9.681	19.211	76.829	151.038
6307909000	Oth made up articles	61.868	306.630	1.552.497	5.901.216
6308000000	Sets consisting of woven fabric&yarn	50	106	1.211	2.095
6309000000	Worn clothing & oth worn articles.	0	13.451	0	12.187
6310101000	Used/new rags, sorted	0	391	0	6.331
6310109000	Scrap twine, cordage, rope and cablesworn out articles of those, sorted	2.633	44.682	17.017	338.424
6310901000	Used/new rags, unsorted	103	4.036	443	31.465
6310909000	Scrap twine, cordage, rope and cablesworn out articles of those, unsorted	827	29.655	9.027	210.957
6401100000	Waterproof footwear incorp. protectivemetal toe-cap with outer soles, rubbers	29.096	59.435	37.572	101.398
6401920000	Waterproof footwear, covering the anklebut not cover the knee,with outer soles	0	16.160	0	42.313
6401990000	Oth waterproof footwear with outer soleplastic by stiching, riveting, nailing	19.551	186.674	50.480	381.009
6402120000	Ski-boots, cross-country ski footwear &snowboard boot with outer soles,rubber	1.304	1.304	1.662	1.662
6402190000	Sports footwear with outer soles,rubberor plastics	539.688	1.316.229	3.001.556	8.929.888
6402200000	Footwear with upper straps/thongs assembled to the sole by means of plugs	7.121	7.870	18.855	27.412
6402911000	Oth footwear covering the ankle,diving boots	0	2.091	0	10.411
6402919000	Oth footwear covering the ankle,oth than diving boots	1.415	65.207	17.332	315.370
6402990000	Footwear not covering the ankle withouter soles, rubbers, plastics	1.966.083	5.152.955	4.443.218	10.999.781
6403120000	Ski-boots, cross-country ski footwear &snowboard boot, outer soles,leathers	38	49	140	540
6403191000	Sports footwear fitted with studs, bar& the like,foot ball,running,golf shoes	409	4.734	21.344	116.849

http://www.bps.go.id

I.3. IMPOR MENURUT KOMODITI / *IMPORT BY HS COMMODITY*
***** MEI / *MAY 2010* *****

H S	Uraian Komoditi *Commodity Description*	Berat Bersih / *Net Weight* (Kg) Bulan ini *Current Month*	 Kumulatif *Cum.Jan. to date*	Nilai / *Value C.I.F* (US$) Bulan ini *Current Month*	 Kumulatif *Cum.Jan. to date*
6403199000	Sports footwear not fitted with studs,bar & the like	48.320	172.981	802.780	3.105.404
6403200000	Footwear,outer soles of leather, uppersof leather straps accros,instep big toe	328	1.213	42.252	61.128
6403400000	Footwear,incorp. a protective metal toecap base/platform of wood	92.066	455.325	791.139	3.909.316
6403510000	Oth footwear with outer sole of leathercovering the ankle	1.046	1.696	11.280	17.050
6403590000	Oth footwear with outer sole of leatheroth thn covering the ankle	20.307	57.654	96.859	325.051
6403910000	Oth footwear covering the ankle	715	5.581	20.705	124.146
6403990000	Oth footwear oth thn covering the ankle	49.210	186.186	515.047	3.277.201
6404111000	Footwear with outer sole f rubbr/plastcsprt footwr fitt w spik, cleat/the like	473	3.414	18.945	78.828
6404119000	Footwear with outer sole f rubbr/plastcsprt footwr fitt w/o spik, cleat/th like	84.487	273.849	357.780	3.184.418
6404190000	Sports footwear for oth purpossedwith outer incl. textile materials	420.238	812.409	1.529.761	4.658.823
6404200000	Footwear with outer soles of leather/composition leather	921	8.689	15.319	144.444
6405100000	Oth footwear, with uppers of leather/composition leather	945	12.535	33.190	695.483
6405200000	Oth footwear,with uppers of oth textilematerials	941	6.213	30.663	149.030
6405900000	Oth footwear	119.703	381.120	375.191	1.696.568
6406101000	Uppers & parts thereof, oth than stiffeners of metal	50.808	300.935	1.047.824	1.884.084
6406109000	Uppers & parts thereof, oth than stiffeners of oth than metal	274.848	942.001	3.151.446	10.164.233
6406200000	Parts of footwear with outer soles &heels, of rubber/plastics	886.211	2.754.974	5.164.842	12.874.168
6406910000	Parts of footwear of wood	0	1.357	0	16.314
6406991100	Oth part of footwear of oth materialsof iron/steel	26.684	153.517	328.591	1.729.174
6406991200	Oth part of footwear of oth materialsof copper	0	101	0	658
6406991900	Oth part of footwear of oth materialsoth thn iron/steel, copper	72.711	294.174	337.774	1.507.638
6406992100	Oth part of footwear of oth materialsof rubber/plastic in-soles	56.161	191.727	309.876	803.594
6406992900	Oth part of footwear of oth materialsof rubber/plastic out-soles	2.053	21.546	23.761	207.344
6406999000	Oth parts of footwear	194.395	733.533	2.073.195	7.442.137
6501000000	Hat-forms,bodies,hood of felt,not blockshape, not brims, plateoux, manchons	23.477	24.564	8.899	40.251
6502000000	Hat-shapes, plaited,by assembling stripof any material, no block shape,lined	1	16	1	582
6504000000	Hats,oth headgear/plaited,by assemblingstrips of any material, trimmed/not	9.973	22.972	25.285	102.719
6505100000	Hat&oth headgear, knitt/crochet,hair-nets	24.356	85.277	368.280	1.270.669
6505900000	Hat&oth headgear, knitt/crochet,oth than hair-nets	10.150	55.018	123.175	703.685
6506101000	Protective helmets for motorcyclistswhether/not lined/trimmed	188	145.477	91	562.917
6506102000	Industrial safety helmets, oth thansteel helmets whether/not lined	15.322	49.368	86.557	283.693
6506103000	Steel helmets	164	177	2.350	2.383
6506109000	Oth safety headgear	26.731	131.559	127.456	670.736
6506910000	Oth headgear of rubber/of plastics	549	19.946	2.072	102.889
6506991000	Nonwoven disposable headgear of othmaterials	0	133	0	1.908
6506999000	Nonwoven oth than disposable headgearof oth materials	14.109	48.237	55.387	261.700
6507000000	Head-band,lining,cover,hat foundation,hat frame,peak&chinstrap,for head-gear	25.579	112.800	96.455	519.089
6601100000	Garden/similar umbrellas	6.999	125.884	29.208	266.775
6601910000	Umbrellas having a telescopic shaft	28.975	212.444	46.877	480.664
6601990000	Umbrellas not having a telescopic shaft	184.454	1.343.462	277.073	1.790.192
6602000000	Walking-sticks, seat-sticks, whips,riding crops & the like.	1.501	14.827	4.460	41.614
6603200000	Umbrella frames, including framesmounted on shafts (sticks)	16.113	209.946	26.512	278.088
6603901000	Parts ror articles of heading 66.01	803	37.302	914	58.082
6603902000	Parts for articles of heading 66.02	1	8.672	3.919	7.633
6701000000	Skin&oth part f bird w their feathr/down, feathr/down,feathr,part of feathrs	12.046	33.802	167.524	269.784
6702100000	Artificial flower, foliage,fruit, partsof plastics	87.733	257.877	283.469	638.687
6702900000	Artificial flower, foliage,fruit, partsof oth materials	42.900	209.626	84.008	506.293
6703000000	Human hair, dressed, thinned,bleached,othwise worked for wigs/the like	3.413	36.593	372.822	3.871.646
6704110000	Complete wigs of synthetic materials	2.261	7.057	104.601	195.080
6704190000	False beards, eyebrows,eyelashes,switches of synthetic materials	2.202	21.133	18.975	158.348
6704200000	Wigs, false beards, eyebrows,eyelashes,of human hair	55	383	7.067	33.260
6704900000	Wigs, false beards, eyebrows,eyelashes,of oth materials	2.724	9.551	40.111	162.074
6801000000	Setts, curbstones & flagstones, ofnaturals stone (except slate)	217.653	675.105	36.470	140.657
6802100000	Tiles, cubes,similar articles, square<7 cm, art. colored, chipping & powder	23	10.393	599	18.348
6802210000	Marble, travertine & alabaster, simplycut/sawn a flat/even surface	784.860	4.174.387	1.000.875	3.586.682
6802230010	Oth monumntl/buildng ston&artcl thereof,granite polished slabs	1.591.565	5.895.533	508.196	1.924.350
6802230090	Oth monumntl/buildng ston&artcl thereof,granite oth thn polished slabs	75.808	186.702	21.591	56.166
6802290000	Monumental/building stone, simplycut/sawn a flat/even surface	25.021	227.833	4.552	61.012
6802910000	Marble, travertine & alabaster, futherworked	504.708	3.184.477	176.019	1.042.700
6802930000	Granite further worked	529.936	2.989.414	212.639	981.523
6802990000	Monumental/building stone, furtherworked	5.922	440.140	7.835	168.356
6803000010	Slate(work&article/of agglomerat)slabs/roofing slates	0	111.947	0	66.706
6803000090	Slate(work&article/of agglomerat)oth thn slabs/roofing slates	36.513	97.095	13.249	32.572
6804100000	Millstones & grindstones for milling,grinding/pulping	592.658	2.445.693	1.191.257	4.638.189
6804210000	Millstones, grindstones, grinding ofagglomerated synthetic/natural diamond	90.685	544.957	235.302	1.507.766
6804220000	Oth millstone,grindstone,grinding wheel&the like of oth agglomert abrasv/ceramc	522.267	3.109.093	1.893.016	9.590.947
6804230000	Oth millstone,grindstone,grinding wheel&the like of natural stone	115.488	964.378	147.565	1.473.398
6804300000	Hand sharpening/polishing stones	391.090	1.513.932	220.946	971.740
6805100000	Natural, art. abrasive powder,grainon a base of woven textile fabric only	225.312	978.416	809.232	3.778.504
6805201000	Polishing discs on base of paper/paperboard only	35.078	52.647	83.098	220.397
6805209000	Oth natural abrasive on base of paperor paperboard only	248.705	1.038.077	528.874	2.231.685
6805300010	Abrasiv powder/grain,natural/artificial,base of oth materl,polishing discs	76.254	195.095	213.798	725.915
6805300090	Abrasiv powder/grain,natural/artificial,base of oth materl,oth thn polish disc	59.184	424.028	250.194	1.453.266
6806100000	Slag wool, rock wool & similar mineralwools, in bulk, sheets/rolls	590.993	3.392.042	705.339	3.945.925
6806200000	Exfoliated vermiculite, expanded clays,foamed slag,similar exp.mineral mtrials	46.175	159.740	37.532	340.989
6806900000	Insulating, sound-insulating/sound-absorbing mineral materials	528.933	2.132.611	656.322	4.777.399
6807100000	Articles of asphalt/of similarmaterial in rolls	605.220	2.056.963	379.459	1.245.431
6807900000	Oth articles asphalt/similar material	629.342	2.240.973	470.692	1.640.144

https://www.bps.go.id

I.3. IMPOR MENURUT KOMODITI / *IMPORT BY HS COMMODITY*
***** MEI / *MAY 2010* *****

H S	Uraian Komoditi *Commodity Description*	Berat Bersih / *Net Weight* (Kg) Bulan ini *Current Month*	 Kumulatif *Cum.Jan. to date*	Nilai / *Value C.I.F* (US$) Bulan ini *Current Month*	 Kumulatif *Cum.Jan. to date*
6808000000	Panels, boards, tiles, & similar art.of vegetable fibre, agg with cement etc	25.819	945.380	65.392	623.294
6809110000	Boards, sheets faced, reinforced withpaper/board only	1.119.250	4.240.871	213.254	758.684
6809190000	Board, sheet not faced, reinforced withpaper/board only	2.081.164	8.390.959	382.893	1.692.436
6809901000	Dental moulds of plaster	32	32	770	770
6809909000	Articles of plaster/of compositionsbased on plaster oth than dental moulds	849	82.238	4.930	89.015
6810110000	Tile,flagstone,bricksimilar articlebuilding blocks & bricks	130.068	1.430.938	35.664	307.081
6810190000	Tile,flagstone,bricksimilar articleoth thn building block&brick	48.303	332.125	153.130	1.204.039
6810910010	Prefabrcat structrl componnt for build/civil engineering concrete building pile	331.500	3.077.076	43.512	447.796
6810910090	Prefabrcat structrl componnt for build/civil engineer oth thn concrt build pile	136.100	136.100	5.604	5.604
6810990090	Oth prefabricated structural component	27.460	78.092	27.907	98.803
6811400000	Article of cemnt,cellulosefibr/the likecontaining asbestos	209.326	1.111.803	50.122	243.801
6811810000	Article of cemnt,cellulosefibr/the likenot containing asbestos corrugated sheet	464	464	527	527
6811820000	Article of cemnt,cellulosefibr/the likeoth sheet,panel,tile&similar article	464.149	2.748.986	122.034	758.044
6811830000	Article of cemnt,cellulosefibr/the liketubes, pipes and tubes/pipe fittings	227	4.247	2.204	28.300
6811890000	Oth article of cement,cellulosefiber/the like	224	132.835	4.806	206.712
6812801000	Cloth&accessori,paper,millboard&felt,fabricated crocidolite fibres	1.286	1.998	9.767	15.783
6812809000	Oth thn cloth&accessori,millboard&felt,paper,fabricated crocidolite fibres	52.842	405.226	653.009	4.184.781
6812910000	Oth fabricat asbestos fibres;mix with aasbestos,cloth&accessr,footwear&headgear	0	2.093	0	29.967
6812920000	Oth fabricat asbestos fibres;mix with aasbestos,paper,millboard&felt	1.331	69.001	519	84.233
6812930000	Oth fabricat asbestos fibres;mix with aasbstos,compres fbrs joint,in sheet/roll	30.099	194.941	41.241	264.562
6812991000	Oth fabricat asbestos fibres;mix with aasbests,cloth&accessori,paper,millboard	289	2.740	11.332	22.621
6812999000	Oth fabricat asbestos fibres;mix with aasbestos,oth woven/knitted fabrics	78.583	398.263	193.344	835.581
6813200000	Friction material and articles thereofcontaining asbestos	21.921	62.059	117.364	318.603
6813810000	Friction material&article thereof notcontaining asbestos brake lining&pad	95.955	498.464	1.144.939	4.633.924
6813890000	Friction material&article thereof notcontainng asbests oth brake lining&pad	70.752	718.362	1.303.503	6.449.587
6814100010	Worked mica & articles of mica, agglomerated,sheets,strips,simply cut to shape	2.970	32.330	32.547	176.766
6814100090	Oth worked mica & articles of mica,agglomerated, reconstituted	850	19.941	4.734	87.311
6814900010	Worked mica & articles of mica, in rolls& pieces, simply cut to shape	2.565	9.208	39.116	77.890
6814900090	Oths worked mica & articles of mica	79	1.568	679	8.866
6815101000	Yarn/thread non-electrical articlesgraphite/carbon	2.280	6.568	33.816	77.382
6815102000	Bricks, paving slabs, floor tiles, etcnon electrical articles graphite/carbon	176.306	266.469	82.441	129.317
6815109000	Oth non electrical articles graphiteor carbon	14.144	67.553	115.726	589.038
6815200000	Articles of peat	0	1.049	0	2.600
6815910000	Articles of stone, contents magnesite,dolomite/chromite	40.000	56.522	27.160	57.244
6815990000	Oth articles of stone,oth thn contentmagnesite,dolomite/chromite	7.517	33.622	33.266	309.291
6901000000	Bricks,blocks,tiles & oth ceramic goodsof siliceous fossil meals/of similar	35.878	109.668	11.875	448.918
6902100000	Goods of siliceous cont by weight,singly/together mg,ca,cr > 50%	1.595.546	8.626.580	1.378.914	8.176.743
6902200000	Goods of siliceous cont by weight,singly/together alumina,silica > 50%	309.548	9.133.489	582.068	13.655.763
6902900000	Goods of siliceous cont by weight, ofoth metals compound	4.031.268	18.869.344	3.791.619	21.334.558
6903100000	Oth refractory ceramic goods cont byweight, graphite/carbon > 50 %	9.099	86.512	54.091	465.655
6903200000	Oth refractory ceramic goods cont byweight, alumina/silica > 50%	60.429	1.296.935	144.614	1.510.569
6903900000	Oth refractory ceramic goods cont byweight, oth metal compound > 50%	887.164	2.194.660	1.039.871	4.276.977
6904100000	Ceramics building bricks	35.349	73.202	15.329	36.757
6904900000	Flooring blocks, support/filler tiles& the like	12	21.092	967	20.615
6905100000	Roofing tiles of ceramic	95.743	178.206	50.032	94.156
6905901000	Lining bricks for ball millslining bricks for ball mills	216	321	22.256	23.322
6905909000	Chimney-pots,cowls,chimney liners, architectural ornaments & oth ceramic constr	0	1.124	0	19.439
6906000000	Ceramic pipes, conduits, guttering,pipefittings.	0	1.386	0	12.844
6907100000	Tile,cube&similar article,whether/notrectangular,circle <7cm	0	19.509	0	24.898
6907900000	Oth thn tile,cube&similar article,whether/not rectangular,circle<7cm	9.453.360	51.818.534	2.683.117	15.008.778
6908100000	Oth thn tile,cube&similar article,whether/not rectangular,circle>=7cm	365	159.099	1.117	56.603
6908901000	Oth thn tile,cube&similar articl,whethr/not rectangular,circle>=7cm,plain tile	283.325	498.463	69.306	146.614
6908909000	Oth tiles	5.275.097	16.735.748	1.619.476	5.013.677
6909110000	Ceramic wares for laboratory, chemicalor oth technical of porcelain/china	158.663	856.967	284.210	1.275.523
6909120000	Cermaic wares having a hardness >= 9the mohs scale	455.581	1.242.911	543.653	1.605.609
6909190000	Oth ceramic wares for laboratory,chemical/oth technical uses	1.774	120.757	20.789	697.056
6909900000	Ceramic trough,tub,used in agricultureceramic pots, jars for packing of goods	83.526	111.910	257.587	365.377
6910100000	Ceramic sinks, wash basins, wash basinof porcelain/china	434.410	2.417.918	369.824	2.036.390
6910900000	Ceramic sinks, wash basins, wash basinof oth than porcelain/china	107.904	368.724	162.758	463.177
6911100000	Tableware & kitchenware of porcelain/china	1.509.716	7.971.672	745.506	3.392.578
6911900000	Oth household, toilet articles ofporcelain/china	435	53.623	1.513	58.286
6912000000	Tableware & kitchenware, oth householdtoilet art, oth than porcelain/china	103.678	435.698	123.489	405.244
6913100000	Statuettes & oth ornamental ceramic art.of porcelain/china	56.948	251.583	54.630	194.338
6913900000	Statuettes & oth ornamental ceramic art.of oth than porcelain/china	12.456	99.662	23.533	148.387
6914100000	Oth ceramic articles of porcelain/china	26.726	151.219	17.747	130.864
6914900000	Oth ceramic articles of oth thanporcelain/china	500	66.378	22.527	348.019
7001000000	Cullet & oth waste & scrap of glass;glass in the mass.	5.655.935	23.732.958	403.980	1.557.581
7002100000	Glass in balls	10.001	253.482	33.750	81.307
7002200000	Glass in rods	170	486	1.660	3.711
7002311000	Fused quartz/oth fused silica forvacuum tubes	72	1.726	416	140.843
7002319010	Fused quartz/oth fused silica forenamel glass	21.291	22.491	21.026	66.514
7002319090	Glass in ball,tube of fused quartz/othfuse silca,oth thn boro silict glas tube	102.395	434.794	90.149	485.503
7002329010	Glass having a linear coefficient 0-300celcius for venamel glass	552.428	2.093.819	1.103.069	4.066.719
7002329090	Glass having a linear coefficient 0-300celc oth thn vacum/boro silict glas tube	16.618	50.930	60.185	692.711
7002391000	Oth transparent neutral glass forvacuum tubes	1.575	4.197	4.210	21.099
7002399010	Oth transparent neutral glass for enamelglass	0	48	0	388
7002399090	Oth glass having linear coeff. 0-300coth thn vacum&boro silict glas tube	40.253	172.890	55.258	282.558
7003121000	Optical colored glass, not opticallyworked	0	61.292	0	625.955

http://www.bps.go.id

I.3. IMPOR MENURUT KOMODITI / *IMPORT BY HS COMMODITY*
***** MEI / *MAY 2010* *****

H S	Uraian Komoditi *Commodity Description*	Berat Bersih / *Net Weight* (Kg) Bulan ini *Current Month*	 Kumulatif *Cum.Jan. to date*	Nilai / *Value C.I.F* (US$) Bulan ini *Current Month*	 Kumulatif *Cum.Jan. to date*
7003122000	Non wired sheets,in squares/rectangularshape incl.1,2,3,4 corners cut, colored	8.366	116.802	11.190	79.826
7003129000	Oth non-wired sheets colored glass	30.423	419.127	19.177	136.736
7003199000	Oth non-wired sheets not colored glassor profiles	665.762	5.783.073	647.570	2.280.558
7003200000	Cast glass and rolled glass,wired sheets	12	44.402	195	37.147
7003300000	Cast glass and rolled glass,profiles	0	34	0	36
7004201000	Optical drawn,blown glass,not opticallyworked opacified, flashed, absorbent	0	14	0	430
7004209000	Optical drawn, blown glass, opticallyworked,flashed,opacified, absorbent	664.941	1.020.019	171.661	447.220
7004909000	Oth optical drawn,blown glass,opticallyworked,flashed,opacified, absorbent	798.261	2.489.223	252.408	769.673
7005101000	Optical float glass,not optically worked,flashed,opacified, absorbent	0	24.145	0	27.012
7005109000	Float glass in sheet, optically workedflashed, opacified, absorbent	945.950	2.163.167	342.880	857.792
7005211000	Oth non-wired glass, colored, opacifiedoptical glass, not optically worked	411	1.230.808	1.536	560.064
7005219000	Oth non-wired glass, colored, opticallyworked, flashed, opacified	37.052	664.471	16.277	249.730
7005299000	Oth non-wired glass, not colored,optically worked	2.658.786	7.744.336	854.075	2.602.156
7005300000	Float glas&surface ground/polish glas,wired glass	0	10	0	617
7006001000	Optical glass, not optically workedfor glass of heading 70,03,70.04,70.05	0	3.501	0	14.396
7006009000	Optical glass, optically worked forglass of heading 70,03,70.04,70.05	264.372	727.836	328.250	817.044
7007111000	Toughened (tempered) safety glasssuitable for vehicles of chapter 87	59.939	357.542	244.985	1.565.810
7007114000	Toughened (tempered) safety glass suitable for ships,boats,floating chapter 89	450	4.501	1.198	21.067
7007191000	Toughened (tempered) safety glass suitable for earth moving machinery	279	7.278	10.404	33.808
7007199000	Toughened (tempered) safety glass suitable for oth machinery	91.978	252.393	207.479	552.126
7007211000	Laminated safety glass suitable forvehicles of chapter 87	44.409	188.480	157.360	675.275
7007212000	Laminated safety glass suitable foraircraft/spacecraft of chapter 88	0	58	0	10.412
7007291000	Laminated safety glass suitable forearth moving machinery	95	367	3.740	9.148
7007299000	Laminated safety glass suitable foroth machinery	3.607	9.653	25.893	137.779
7008000000	Multiple-walled insulating units ofglass.	90.183	569.837	61.410	665.868
7009100000	Rear-view mirrors for vehicles	158.954	777.693	1.180.816	5.875.553
7009910000	Glass mirros, unframed	166.325	686.280	421.252	2.085.171
7009920000	Glass mirros, framed	63.108	397.227	149.351	741.086
7010100000	Ampoules of glass	17.024	157.191	112.042	1.045.387
7010200000	Stoppers, lids & oth closures of glass	30.186	122.672	55.243	217.727
7010901000	Carboys, demijohns & bottles for injectables of a capacity > 1 ltr, of glass	966	3.119	1.005	11.353
7010902000	Bottles & vials for antibiotics, serums& oth injectables of capacity < 1 ltr	63.149	809.321	58.805	1.004.583
7010903000	Oth bottles for intravenous fluids ofglass	51.800	226.161	64.478	393.030
7010909000	Flask, jars, pots, phials, oth containerof glass	7.008.578	29.055.002	3.667.734	15.441.463
7011101000	Stem for electric lighting	282	2.524	10.689	57.241
7011109000	Glass envelops for electric lightingoth than stem	848.206	2.660.193	717.353	2.093.161
7011201000	Television tubes, cathode-ray tubes	7.142.155	26.506.122	5.726.435	21.165.494
7011209000	Cathode-ray tubes, oth than television	17.199	17.199	56.887	56.887
7011900000	Oth glass envelopes, bulbs,tubes,open& glass parts thrf, without fitting	78	4.500	1.015	28.519
7013100000	Glassware of a kind used for table,kitchen, toilet, office of glass-ceramic	108.881	555.041	225.011	931.381
7013220000	Stemware drinking glasses, of leadcrystal	0	17.144	0	16.388
7013280000	Stemware drinking glasses, neitherglass-ceramics nor lead crystal	127.464	719.886	198.261	1.077.148
7013330000	Other drinking glasses, of lead crystal	5	13	118	226
7013370000	Other drinking glasses, neitherglass-ceramics nor lead crystal	126.144	762.118	220.101	1.116.584
7013410000	Glassware for table (not drinking glass)kitchen purposes, of lead crystal	69	7.293	444	18.846
7013420000	Glassware for table (not drinking glass)ktchn,linear coef<5x10-6/Kelvin,0-3000C	0	9.359	0	35.826
7013490000	Oth glassware for table(not drink glass)kitchen purposes, not ceramics	57.024	393.010	146.776	692.193
7013910000	Other glassware of lead crystal	988	10.997	150.572	171.783
7013990000	Other glassware	779.781	1.822.544	1.089.194	2.684.366
7014001000	Signalling glassware & optical elementfor motor vehicles	139	1.953	6.117	20.295
7014009010	Lighthouse lamp,ship/locomotive/railwaylentern, aircraft, beacons aerodromes	1.200	7.026	1.493	6.296
7014009090	Other signalling glassware & opticalelements of glass, not optically worked	5.927	56.244	48.770	761.242
7015100000	Glasses for corrective spectacles	39.644	123.788	502.194	2.061.878
7015901000	Clock or watch glasses	1.576	80.612	72.296	220.037
7015909000	Glasses for non-corrective spectacles;hollow glass spheres & their segments	5.323	10.925	20.427	137.689
7016100000	Glass cubes & oth glass smallwares,for mosaics or decorative purposes	47.389	110.414	146.145	224.516
7016900000	Oth articles of moulded glass; leadedlights; multicellular & smlr forms	307.620	1.914.740	197.817	1.278.823
7017101000	Quartz reactor tubes and holders,for production of semiconductor	0	248	0	2.138
7017109000	Other laboratory or pharmaceuticalof fused quartz or oth fused silica	14.204	84.536	186.675	985.192
7017200000	Laboratry, hygienic/pharmaceutical withcoef< 5x10-6/kelvin, 0 - 3000 c	2.396	36.243	13.915	362.665
7017900000	Laboratory, hygienic/pharmaceuticalglassware, fused quartz/oth fused silica	15.789	46.929	112.592	405.743
7018100000	Glass beads, imitation pearls,imitation precious & glass smallwares	228.014	864.343	395.029	1.606.047
7018200000	Glass microspheres <=1mm in diameter	77.135	295.502	29.209	133.116
7018900000	Glass eyes, not prsthtc artcls, ornamntof lamp-worked glass,not imittn jewellry	14.841	145.314	57.034	406.823
7019110000	Chopped strands,of a length <= 50 mm	98.772	429.941	225.346	813.937
7019120000	Rovings of glass fibres	339.488	1.641.138	278.722	1.405.591
7019191000	Yarn of glass fibres	24.137	98.245	14.302	124.506
7019199000	Sliver & chopped strand of glass fibers	21.806	193.208	107.560	1.647.723
7019310000	Mats of glass fibres	391.113	2.730.092	494.169	3.369.316
7019320000	Thin sheets (voiles) of glass fibres	31.118	137.052	81.686	401.734
7019391000	Asphalt/coal-tar impregnatd glass-fibreouterwrap for pipelines	44.574	108.625	70.885	781.861
7019399000	Mattresses,boards and similarnonwoven products of glass fibres	150.500	1.071.574	213.474	2.193.002
7019400000	Woven fabrics of glass fibres rovings	240.845	691.299	317.495	868.668
7019510000	Oth woven fabric,of a width <= 30 cm	11.111	23.576	78.365	152.448
7019520000	Oth woven fabric,of a width > 30 cmplain weave, of single yarn	14.367	24.344	28.208	81.698
7019590000	Oth woven fabric,of a width > 30 cm	9.120	92.982	81.901	295.651
7019903000	Escape chutes of glass fibres	33	6.341	1.753	132.343
7019909000	Other articles of glass fibres	363.076	1.521.813	729.678	4.154.005

https://www.bps.go.id

I.3. IMPOR MENURUT KOMODITI / *IMPORT BY HS COMMODITY*
***** MEI / *MAY 2010* *****

H S	Uraian Komoditi *Commodity Description*	Berat Bersih / *Net Weight* (Kg) Bulan ini *Current Month*	 Kumulatif *Cum.Jan. to date*	Nilai / *Value C.I.F* (US$) Bulan ini *Current Month*	 Kumulatif *Cum.Jan. to date*
7020001100	Glass moulds for the manufacture ofacrylic goods	198	95.159	5.184	136.315
7020001900	Glass moulds for other purposes	8.322	18.551	51.304	310.032
7020002000	Quartz reactor tubes & holders designedfor production of semiconductor wafers	95	1.175	771	16.507
7020009000	Other articles of glass.	461.279	1.430.075	935.900	2.856.815
7101100000	Natural pearls	41	6.647	1.028	108.562
7101210000	Cultured pearls, unworked	0	476	0	3.061
7103100000	Precious stones, unworked or simplysawn or roughly shaped	0	525	0	4.324
7104101000	Piezo-electric quartz, unworked	7	45	5.445	21.863
7104102000	Piezo-electric quartz, worked	0	7.743	0	146.650
7104200000	Other synthetic precious stones,unworked or simply sawn or roughly	0	1	0	9.930
7104900000	Other synthetic precious stones,worked	21	335	21.930	33.884
7105100000	Dust and powder of diamonds	195	442	32.612	108.259
7105900000	Dust & powder of other natural orsynthetic precious/semi precious stones	76	226	1.521	8.639
7106100000	Silver powder	147	247	8.040	67.998
7106910000	Silver, unwrought	5.861	12.864	1.577.929	4.756.339
7106920000	Silver, semi-manufactured	664	7.420	91.073	667.973
7107000000	Base metals clad with silver,notfurther worked than semi-manufactured.	14	359	4.368	133.193
7108110000	Gold powder	9	12.055	364	459.601
7108121000	Gold in lumps, ingots or cast bars	28.508	49.725	2.089.553	5.817.918
7108129000	Gold in other unwrought forms :	92	43.381	264.233	4.257.193
7108130000	Gold,non monetary,oth semi-manufacturedform	124	613	906.690	7.032.479
7109000000	Base metals/silver,clad with gold notfurther worked than semi-manufactured	39	171	323.548	623.879
7110111000	Platinum, in lumps, ingots, cast bars,powder or sponge	34	134	5.435	99.530
7110119000	Platinum in oth form, unwrought	3	202	103	3.712
7110190000	Platinum, wrought	0	274	0	7.789
7110212000	Palladum in lumps, ingots, cast bars,powder or sponge	3	23	91	2.207
7110219000	Palladum, unwrouht, in other form	0	1	0	18
7110319000	Rhodium, unwrouht, in other form	2	2	202	202
7110411000	Iridium, osmium & ruthenium in lumpsingots,cast bars,powder or sponge	170	170	14.215	14.215
7110490000	Iridium, osmium & ruthenium, wrought	24	522	2.100	8.248
7112300000	Ash containing precious metal orprecious metal compounds	0	1.955	0	30.573
7113111000	Parts of jewellery of silver	10.832	12.081	683.135	2.051.337
7113119000	Jewellery of silver	462	9.219	5.722	38.358
7113191000	Parts of jewellery of other preciousmetal	2	2	37	37
7113199000	Jewellery of other precious metal	477	3.671	3.595	203.269
7113209000	Jewellery of base metal, clad withprecious metal	6.777	11.914	10.271	23.443
7114190000	Articles of goldsmiths wares ofoth precious metal,	0	1.997	0	30.680
7114200000	Articles of goldsmiths wares ofbase metals, clad with precious metal	32	116	2.865	11.907
7115100000	Catalysts of platinum, in the formof wire cloth or grill	1	131	25	2.546
7115902000	Other articles of metal clad with goldor silver	0	63	0	2.245
7115909000	Oth articles of precious metal/of metalclad with precious metal	18	37	250	4.346
7116100000	Articles of natural/cultured pearls	0	14	0	3.084
7116200000	Articles of precious/semi-preciousstones(natural/synthetic/reconstructed)	27	140	88.014	382.177
7117111000	Parts cuff-links and studs, of basemetal, whether or not plated	125	4.615	19.396	104.497
7117119000	Cuff-links and studs of base metalwhether/not plated with precious metal	18.236	84.337	37.699	193.569
7117191000	Bangles of base metal, whether or notplated with precious metal	12.492	27.357	35.584	118.819
7117192000	Parts of oth imitation jewelleryof base metal, whether or not plated	0	875	0	2.289
7117199000	Other imitation jewellery of base metalwhether or not plated	122.493	425.979	334.126	2.541.320
7117901000	Bangles	3.566	21.549	9.239	157.077
7117902000	Other imitation jewellery	247.713	912.477	658.708	2.205.922
7117909000	Parts of imitation jewellery	2.736	19.918	12.176	383.642
7118101000	Silver coin, not being legal tender	0	6	0	1.129
7118109000	Oth coin (not gold coin), not beinglegal tender	454.026	1.626.042	1.888.392	6.781.273
7201100000	Non-alloy pig iron cont. by weight0.5% or less of phosphorus	323.264	1.549.676	230.141	1.141.544
7201200000	Non-alloy pig iron cont. by weightmore than 0.5% of phosphorus	0	167	0	849
7201500000	Alloy pig iron; spiegeleisen	0	31.968.640	0	15.253.166
7202110000	Ferro-manganese, cont. by weight morethan 2% of carbon	224.000	2.938.556	350.160	4.180.659
7202190000	Ferro-manganese, cont. by weight <=than 2% of carbon	184.211	531.547	445.826	1.459.800
7202210000	Ferro-silicon, cont. by weight morethan 55% of silicon	2.027.499	5.775.162	2.690.400	7.745.423
7202290000	Ferro-silicon, cont. by weight <=than 55% of silicon	469.963	1.539.177	766.607	3.287.190
7202300000	Ferro-silico-manganese	4.470.158	12.008.160	6.293.556	16.439.421
7202410000	Ferro-chromium, cont. by weight morethan 4% of carbon	109.111	673.751	210.877	1.153.397
7202490000	Ferro-chromium, cont. by weight <=than 4% of carbon	4.182	95.574	16.060	318.318
7202500000	Ferro-silico-chromium	0	1.700	0	5.143
7202600000	Ferro-nickel	0	180	0	3.935
7202700000	Ferro-molybdenum	3.000	110.425	79.658	2.326.796
7202800000	Ferro-tungsten & ferro-silico-tungsten	50	50	1.575	1.575
7202910000	Ferro-titanium and ferro-silico-titanium	3.863	13.931	21.861	76.119
7202920000	Ferro-vanadium	5.000	58.550	147.000	1.020.556
7202930000	Ferro-niobium	0	735	0	8.530
7202990000	Other ferro-alloys	213.765	977.169	535.122	2.213.976
7203100000	Ferrous products obtained by directreduction of iron ore	33.672.260	66.813.322	8.739.029	17.440.847
7203900000	Other ferrous products	442	161.821	1.972	273.062
7204100000	Waste and scrap of cast iron	672.396	7.741.262	263.522	2.293.673
7204210000	Waste and scrap of stainless steel	263	15.138	2.765	27.937
7204290000	Waste and scrap of oth alloy steel	5.860.980	197.237.106	2.516.197	69.635.542
7204300000	Waste & scrap of tinned iron or steel	1.455.950	7.539.921	684.452	3.163.729
7204410000	Turnings,shavings,chips,milling waste,sawdust,filings,trimmings & stampings	1.044.865	3.594.744	368.838	1.359.799

https://www.bps.go.id

I.3. IMPOR MENURUT KOMODITI / *IMPORT BY HS COMMODITY*
***** MEI / *MAY 2010* *****

H S	Uraian Komoditi *Commodity Description*	Berat Bersih / *Net Weight* (Kg) Bulan ini *Current Month*	 Kumulatif *Cum.Jan. to date*	Nilai / *Value C.I.F* (US$) Bulan ini *Current Month*	 Kumulatif *Cum.Jan. to date*
7204490000	Other ferrous waste and scrap :	150.113.682	446.006.916	66.292.801	171.080.032
7204500000	Remelting scrap ingots	0	2.594	0	5.656
7205100000	Granules of pig iron, spiegeleison,iron or steel	749.656	3.189.882	647.134	3.448.130
7205210000	Powder of alloy steel	77.661	419.233	138.854	660.591
7205290000	Powder of pig iron, spiegeleison,iron or steel (oth than alloy steel)	201.209	1.158.043	284.843	1.556.130
7206101000	Iron and non-alloy in ingotscontaining by weight > 0.6% of carbon	431.236	688.213	339.935	480.336
7206109000	Iron and non-alloy in ingotscontaining by weight <= 0.6% of carbon	109.194	490.000	225.056	1.051.914
7206900000	Iron and non-alloy in primaryform other than ingots	126.420	981.541	1.281.332	7.777.345
7207110000	Semi-finished iron/non-alloycont. < 0,25% carbon ,rectnglr,square	31.962.452	126.625.440	17.220.966	63.443.815
7207121000	Slabs of iron/non alloy, cont.< 0,25%of carbon, other than square	92.487.193	816.320.668	45.006.727	384.217.738
7207129000	Oth semi-finished iron/non-alloycont.< 0,25% carbon ,rectnglr,not square	14.055.769	27.751.551	8.753.377	15.170.066
7207190000	Oth semi-finished iron/non-alloycont.< 0,25% of carbon	3.570.939	7.301.133	2.058.902	3.893.298
7207201100	Slabs of iron/non alloy,cont.by weight> 0.6% of carbon	7	89.847	517	95.252
7207201900	Oth semi-finished iron/non-alloycont. by weight > 0,6% of carbon	832.023	2.449.075	492.253	1.587.963
7207209100	Slabs of iron/non alloy,cont.by weight0,25% <= carbon <= 0.6%	108.077	527.051	105.312	634.205
7207209900	Oth semi-finished iron/non-alloycont.by weight 0,25% <= carbon <= 0,6%	2.737.683	12.792.037	2.359.834	9.661.973
7208100000	Flat-rolled iron/nas,HRC,reliefwidth > 600 mm	822.022	6.944.105	592.129	4.236.708
7208251000	Flat-rolled iron/nas,HRC,pickled,width>600 mm, thick >= 4.75 mm for re-rolling	0	387	0	4.534
7208259000	Flat-rolled iron/nas,HRC,pickled,width>600 mm.thick>= 4.75 mm,not re-rolling	2.315.555	14.851.331	1.681.294	11.298.397
7208260000	Flat-rolled iron/nas,HRC,pickled,width>600,thick > 3 mm or but thick< 4,75 mm	7.981.809	41.581.693	5.939.652	30.542.076
7208270000	Flat-rolled iron/nas,HRC,pickled,width>600mm, of a thickness of less than 3 mm	15.974.055	73.682.458	11.910.850	53.762.465
7208360000	Flat-rolled iron/nas, HRC,width >600 mm, thick >10 mm	236.922	2.559.601	161.659	1.896.571
7208370000	flat-rolled iron/nas, HRC,width >600 mm, of a 4,75< thick< 10mm	3.565.976	14.800.004	2.617.554	10.457.109
7208380000	flat-rolled iron/nas, HRC,width >600 mm, of a 3< thick< 4,75 mm	3.437.572	13.554.215	2.433.470	8.709.641
7208390000	Flat-rolled iron/nas, HRC,width >600 mm, thick< 3 mm	24.470.453	105.677.457	15.825.422	60.872.609
7208400000	Flat-rolled iron/nas, HRnCrelief	4.656.565	8.144.392	3.239.684	5.474.871
7208510000	Flat-rolled iron/nas, HRnC,width>600 mm, of a thickness > 10 mm	19.533.901	70.313.512	15.407.436	53.799.718
7208520000	Flat-rolled iron/nas, HRnC,width>600 mm, 4,75 < thickness < 10 mm	7.538.450	38.335.089	5.969.307	26.441.312
7208530000	Flat-rolled iron/nas, HRnC,width>600 mm, 3 < thickness < 4,75 mm	148.940	1.474.836	141.755	3.359.619
7208540000	Flat-rolled iron/nas, HRnC,width>600 mm, thickness < 3 mm	252.348	861.241	190.128	624.995
7208900000	Other Flat-rolled iron/nas	729.690	12.126.674	1.412.885	13.339.054
7209150000	Flat-rol in coils, cold-rolledwidth > 600 mm, thickness >3 mm	931.631	4.349.683	712.625	3.876.416
7209160010	Flat-crc, pickled or not, 1<thick<3mm,600 < width < 1250 mm	13.657.194	56.123.303	9.553.186	40.230.701
7209160090	Flat-crc, pickled or not, 1<thick<3mm,width > 1250 mm	3.529.149	14.347.475	2.816.652	10.908.844
7209170010	Flat-crc, pickled or not, 0.5<thick<1mm,600 < width < 1250 mm	26.231.335	111.944.195	17.818.631	78.328.035
7209170090	Flat-crc, 0.5<thickness<1mmwidth > 1250 mm	10.191.720	46.319.631	7.914.951	35.246.392
7209181000	Tin-mill blackplate (tmbp), crcof a thickness < 0.5 mm	10.442.720	54.512.895	9.413.123	47.366.029
7209189000	Flat-crc, 0,17< thickness< 0,5 mmcontaining by weight<= 0.6% of carbon	18.183.497	108.560.269	13.196.391	76.480.072
7209250000	Flat of iron/non-alloy, not in coilcold rolled, of a thickness >= 3 mm	634.544	8.846.576	434.351	5.997.313
7209260010	Flat of iron/non-alloy, not coil,coldrolled,1mm<thickness<3mm,width=<1,250 mm	43.357	637.971	62.198	358.896
7209260090	Flat of iron/non-alloy, not coil,coldrolled,1 mm<thickness<3mm,width>1,250 mm	9.317	150.624	8.766	149.711
7209270010	Flat of iron/non-alloy,not coil,coldrolled,0.5mm=<thicknes<1mm,width<1,250mm	746	203.976	5.200	122.282
7209270090	Oth flat of iron/non-alloy,not incoil,cold rolled,0.5mm =< thickness<1 mm	11.884	44.875	8.043	38.064
7209281000	Flat-CRnC, thickness<= 0,17 mmcontaining by weight<= 0.6% of carbon	6.827	6.827	9.958	9.958
7209289000	Flat-CRnC, 0,17< thickness< 0,5 mmcontaining by weight<= 0.6% of carbon	15.331	135.473	32.944	198.686
7209901000	Flat of iron/non-alloy, cold-rolled,corrugated form	2.035	54.086	12.450	89.275
7209909000	Flat of iron/non-alloy, cold-rolled,other than corrugated form	5.077	190.030	11.025	192.663
7210111000	Flat-rolled of iron/nas,carbon>=0.6%plated or coated with tin,thick > 0,5mm	91.170	249.881	112.358	296.446
7210119000	Flat-rolled of iron/nas,carbon< 0.6%plated or coated with tin,thick > 0,5mm	2.872	27.611	55.106	83.000
7210121000	Flat-rolled of iron/nas,carbon>=0.6%plated or coated with tin,thick < 0,5mm	1.954.557	12.157.309	2.352.948	13.807.986
7210129000	Flat-rolled of iron/nas,carbon< 0.6%plated or coated with tin,thick < 0,5mm	7.612.717	38.375.317	8.105.360	40.732.621
7210201000	Flat-rolled of iron/nas,carbon>=0.6%plated or coated with lead, thick <1,5mm	464.993	2.346.128	587.433	3.021.439
7210209000	Flat-rolled of iron/nas,carbon>=0.6%plated or coated with lead, thick >1,5mm	11.599	70.600	9.880	129.166
7210301000	Flat-rolled of iron/nas,carbon < 0.6%plated or coated with lead, thick <1,5mm	4.581.440	23.784.794	4.243.089	21.091.594
7210309000	Flat-rolled of iron/nas,carbon < 0.6%plated or coated with lead, thick >1,5mm	1.418.330	10.463.767	1.228.344	14.779.496
7210491000	Flat-rolled of iron/non-alloy, othwiseplated zinc,not corrugated,thick <=1.2mm	4.009.189	22.209.427	3.535.855	19.297.619
7210492000	Flat-rollof iron/nas,othwise plated zinccarbon< 0.6% ,n-coruugated,thick<= 1,5mm	5.563.135	19.663.276	4.819.912	16.775.350
7210499000	Flat-rolled of iron/non-alloy, othwiseplated zinc,not corrugated,thick > 1.2mm	2.333.858	7.068.708	2.002.841	6.376.301
7210500000	Flat-rolled iron/non-alloyplated with cromium & or chromium oxides	2.514.269	11.488.800	2.701.888	12.455.976
7210611000	Flat-rolled iron/non-alloyplated with alumnm-zinc,thickness<=1.2mm	7.681.526	59.986.432	6.837.742	51.822.987
7210619000	Flat-rolled iron/non-alloyplated with alumnm-zinc,thickness >1.2mm	102.329	2.182.449	375.131	3.543.636
7210691000	Flat-rolled iron/non-alloyplated with oth alumnm,thickness<=1.2mm	1.146.909	2.594.071	1.227.836	2.793.358
7210699000	Flat-rolled iron/non-alloyplated with oth alumnm,thickness >1.2mm	168.271	654.880	204.581	730.902
7210701000	Flat-rollof iron/nas,painted, varnished,coated plastics,carbon<0.6%,thick<=1,5mm	6.447.261	33.800.032	7.229.484	35.249.785
7210709000	Flat-rollof iron/nas,painted, varnished,coated plastics,carbon<0.6%,thick>1,5mm	150.176	693.729	260.225	887.410
7210901000	Flat-rollof iron/nas,plated,coated othmetal,carbon<0.6%,thick<=1,5mm	31.908	232.203	30.245	257.580
7210909000	Flat-rollof iron/nas,plated,coated othmetal,carbon<0.6%,thick>1,5mm	71.628	3.958.027	85.773	4.860.128
7211131000	Hoop,strip iron/not alloy, HR, not clad150 mm<width<600mm,thick <= 4mm	0	124	0	11.657
7211139000	Rolled on 4 faces/in closed box,HR, notclad, oth shape,thick<=4mm, width>150mm	15.656	644.094	25.200	698.964
7211141000	Hoop&strip iron/not alloy, HR, not cladcarbon<=0,6%,thick>=4,75mm, width<400m	35.890	255.155	93.458	379.895
7211142000	Flat-rolled iron/not alloy, HR,not cladcorrugated, carbon <=0,6%,thick>=4,75mm	1.561	5.539	17.807	65.463
7211149000	Oth flat-rolled iron/not alloy,not cladhr, carbon <=0,6%,thick>=4,75mm	337.444	1.278.463	511.499	2.167.547
7211191000	Hoop&strip iron/not alloy, HR, not cladcarbon<=0,6%,thick<4,75mm, width<400mn	126.075	379.279	128.495	709.340
7211199000	Oth flat-rolled iron/not alloy,not cladhr, carbon <=0,6%, 0.17<thick<4.75 mm	423.124	1.672.098	345.069	1.404.902
7211232000	Hoop&strip iron/not alloy,CR, not cladcarbon<=0,25%, width < 400mm	67.711	547.639	130.486	867.307
7211233000	Oth flat-rolled iron/not alloy,not cladcr, carbon < 0,25%,thick < 0.17 mm	0	41.624	0	119.185
7211239010	Oth flat-rolled iron/not alloy,not cladcr, carbon < 0,25%,thick < 40 mm	0	34.938	0	21.708
7211239090	Oth flat-rolled iron/not alloy,not cladcr, carbon < 0,25%, thick >= 40 mm	764.348	1.691.759	504.927	1.322.981

www.bps.go.id

I.3. IMPOR MENURUT KOMODITI / *IMPORT BY HS COMMODITY*
***** MEI / *MAY 2010* *****

H S	Uraian Komoditi *Commodity Description*	Berat Bersih / *Net Weight* (Kg) Bulan ini *Current Month*	 Kumulatif *Cum.Jan. to date*	Nilai / *Value C.I.F* (US$) Bulan ini *Current Month*	 Kumulatif *Cum.Jan. to date*
7211291000	Flat-rolled iron/not alloy,CR,not cladcorrugated, carbon >= 0,25%	0	183.691	0	162.381
7211292000	Hoop&strip iron/not alloy,CR, not cladcarbon >= 0,25%, width < 400mm	295.294	1.189.761	490.717	1.776.002
7211299000	Oth Hoop&strip iron/not alloy,not cladcr, carbon >= 0,25%, width < 400mm	106.900	464.738	208.821	959.265
7211901000	Oth Hoop&strip iron/not alloy,not cladwidth < 400mm	23.314	648.146	22.335	659.346
7211902000	Oth flat-rolled iron/not alloy,not cladcorrugated, carbon < 0,6%	0	76.268	0	221.759
7211903000	Oth flat-rolled iron/not alloy,not cladthickness <= 0.17 mm	1	5	30	59
7211909000	Oth flat-rolled iron/not alloy,not cladthickness > 0.17 mm	171.258	2.341.808	469.601	3.245.041
7212101000	Hoop,strip iron/not alloy, coated tin,width < 400mm	0	764.577	0	1.028.668
7212109000	Flat-rolled iron/not alloy, coated tin,400 mm <= width < 600mm	375.880	591.747	539.721	713.475
7212201000	Hoop,strip iron/not alloy, width<400mm,elect coated with zinc	7.534	84.766	23.373	107.719
7212202000	Flat-rolled iron/not alloy,width<600mm,carbon<0.6%,thick<=1,5mm,elect coat zinc	366.705	654.092	276.825	595.969
7212209000	Flat-rolled iron/not alloy, other shapeelect coated with zinc	295.446	1.656.859	271.485	1.369.686
7212301000	Hoop,strip iron/not alloy, coated zinc,width < 400mm non-elect coated zinc	0	273.400	0	252.205
7212309000	Flat-rolled iron/not alloy, other shape,non-elect coated with zinc	111.302	303.544	108.244	321.524
7212401000	Hoop,strip iron/not alloy, coated zinc,width < 400mm, coated with plastic	706.316	2.684.432	1.275.936	3.947.357
7212402000	Flat-rolled iron/not alloy, carbon<0.6%,thick > 1.5 mm, coated with plastic	59.138	648.596	62.482	732.593
7212409000	Flat-rolled iron/not alloy, other shape,painted, varnished/coated with plastics	372.355	3.642.891	506.560	5.234.719
7212501010	Hoop,strip iron/not alloy, width<400 mm,coated with aluminium-zinc alloys	23.877	140.656	65.975	350.796
7212501020	Hoop,strip iron/not alloy, width<400 mm,coated with chromium	60	1.596	549	3.643
7212501090	Other hoop,strip iron/not alloy,width < 400 mm	0	23.180	0	33.791
7212502010	Flat-rolled iron/not alloy, carbon<0.6%,thick > 1.5 mm, coated aluminium-zinc	0	7.237	0	8.310
7212502090	Other flat-rolled iron/not alloy,carbon<0,6%, thick > 1.5 mm	131.612	519.567	332.070	1.240.647
7212509000	Flat-rolled iron/not alloy, otherwiseplated or coated	141.916	563.075	135.151	529.053
7212601000	Hoop,strip iron/not alloy, cladwidth < 400mm	51.985	297.076	245.815	1.313.582
7212602000	Flat-rolled iron/not alloy, carbon<0.6%,thick > 1.5 mm, clad	0	4.661	0	13.561
7212609000	Flat-rolled iron/not alloy, clad	298.287	406.836	303.857	468.591
7213100010	Containing indentations,ribs,grooves ofcircular crosssection <= 50 mm2	1.850	5.195	4.706	66.514
7213100020	Containing indentations,ribs,grooves ofrectangular, square <= 20 mm2 in width	0	481.270	0	330.355
7213100090	Containing indentations,ribs,grooves ofshape	819	1.125.474	10.855	1.281.952
7213200000	Other bars, rods, hot-rolled ,in irregularly, of free-cutting steel	277.136	3.890.814	354.891	3.221.457
7213910000	Other bars, rods, hot-rolled , circularcross-section < 14 mm in diameter	13.790.026	69.034.416	10.370.165	49.132.503
7213990000	Other bars, rods, hot-rolled , notcircular	1.077.873	9.215.143	1.026.615	7.856.661
7214101100	Oth bars,rods of iron, non-alloy steelforged,carbon<0.6%,circlr cross-section	307.688	713.569	269.187	810.240
7214101900	Oth bars,rods of iron, non-alloy steelforged,carbon<0.6%,not circular	47.393	771.125	150.034	729.132
7214102100	Oth bars,rods of iron, non-alloy steelforged,carbon>=0.6%,circlr cross-section	1.033.381	5.017.702	415.651	2.497.226
7214102900	Oth bars,rods of iron, non-alloy steelforged,carbon >= 0.6%,not circular	3.989	74.577	8.261	164.733
7214201900	Containing indentations, ribs, groovescarbon < 0.6%, not circular	0	33.651	0	61.234
7214202100	Containing indentations, ribs, groovescarbon >= 0.6%, circular cross-section	1	186	415	1.113
7214202900	Containing indentations, ribs, groovescarbon >= 0.6%, not circular	2.428	24.134	16.347	38.478
7214300000	Other bars & rods, not forged, offree-cutting steel	2.301	465.408	17.482	395.101
7214911010	Concrete steel, hot-rolled,hot-drawn,hot-extruded, carbon < 0.6%	892.335	9.998.628	578.540	6.710.435
7214911020	Shaft bars, manganese steel, hot-rolled,hot-drawn, hot-extruded, carbon < 0.6%	362.638	1.610.680	474.054	2.113.116
7214911090	Other bars & rods, hot-rolled,hot-drawnor hot-extruded, carbon < 0,6 %	359.570	1.960.683	253.250	1.314.513
7214912010	Concrete steel, hot-rolled,hot-drawn,hot-extruded, carbon >= 0.6%	282	2.409	4.529	20.035
7214912020	Shaft bars, manganese steel, hot-rolled,hot-drawn, hot-extruded, carbon >= 0.6%	697	2.832	3.804	15.728
7214912090	Other bars & rods, hot-rolled,hot-drawnor hot-extruded, carbon >= 0,6 %	12.211	445.837	25.228	735.755
7214991010	Carbon,oth than of circularcross-section: concrete steel	0	79.828	0	68.181
7214991020	Carbon, other than of circularcross-sect:shaft bars; manganese steel	80.977	253.190	288.181	1.843.009
7214991090	Oth. carbon, other than of circularcross-section	0	78.415	0	78.039
7214999010	Oth. carbon, other than of circularcross-section concrete steel	0	2.032.433	0	1.138.238
7214999020	Oth. carbon, other than of circularcross-sect:shaft bars; manganese steel	4.735.600	23.215.556	4.453.960	21.483.072
7214999090	Oth.Than Concrete steel, Shaft bars, manganes steel	103.285	473.227	174.631	1.304.303
7215100000	Oth bars & rods of iron/non-alloy steelfree-cutting steel,cold-formed/finished	207.621	2.005.096	343.685	2.916.954
7215509000	Oth bars & rods of iron/non-alloy steel	263.177	1.480.266	405.323	2.277.406
7215900010	Manganese steel/shaft bars,containingby weight less than 0.6% of carbon	106.089	632.910	130.863	682.617
7215900020	Oth Mangan steel/shaft bars,containingby weight less than 0.6% of carbon	244.049	772.487	231.849	789.038
7215900030	Manganese steel/shaft bars, containingby weight 0.6 % or more of carbon	23.386	95.603	31.272	234.713
7216100000	U, i or h sections , not further workedthan hot-rolled, of a height < 80 mm	629.129	5.636.241	538.957	5.332.322
7216210000	L section of iron/non-alloy steel, notworked than hot-rolled,of a height<80 mm	574.557	7.265.097	539.669	9.486.515
7216220000	T section of iron/non-alloy steel, notworked than hot-rolled,of a height<80 mm	36.017	36.017	23.411	23.411
7216310000	U, I or H sections, not further workedu sections	813.711	2.543.766	885.375	2.402.574
7216320000	U, I or H sections, not further workedi sections	469.092	4.404.555	353.127	3.050.692
7216330000	U, I or H sections, not further workedh sections	3.180.226	21.732.765	2.105.267	13.981.720
7216400000	L/T sect,not further work than hot-rollhot-drawn/extrud,a height of 80mm /more	208.237	4.164.890	205.080	2.183.729
7216501000	Oth angles,shapes&sections,not furtherof a height of less than 80 mm	173.587	896.310	170.286	901.810
7216509000	Oth angles, shapes & sect,not furtherof a height of more than 80 mm	4.541.943	33.576.422	3.346.468	24.166.549
7216610000	Angles,shapes&sections,not worked thancold-formed,obtain from flat-rolled prod	8.738	8.738	7.877	7.877
7216690000	Angle,shape&sect,not workthan cold formoth than obtain from flat-rolled product	85.245	426.310	88.667	553.975
7216910000	Oth angles,shapes&sect,not further workcold form/finish from flat roll product	0	1	0	1
7216990000	Oth angles,shapes&sect,not further workoth than cold form/finish,flat roll prod	1.361.485	5.618.785	1.070.126	4.352.293
7217101000	Wire of iron/non-alloy steel,not platd/coated,cont.carbon < 0.25% by weight	2.136.968	6.606.946	600.210	2.203.764
7217102200	Bead wire;flat hard steel reed wire;notplated/coated; 0.25%=< carbon<0.6%	495.165	2.041.700	610.611	3.607.580
7217102900	Other wire of iron or non-alloy steel,not plate/coated, 0.25% =< carbon < 0.6%	1.383.826	8.977.931	1.211.132	7.067.517
7217103100	Spokes wire;bead wire;flat hard steelreed wire;not plated/coated,carbon>=0.6%	876.538	2.588.073	665.933	2.354.982
7217103900	Other wire of iron or non-alloy steel,not plated/coated, cont. carbon >= 0.6%	675.622	6.821.540	659.318	4.496.013
7217201000	Wire of iron/non-alloy steel,plated w/zinc, cont.carbon < 0.25% by weight	4.511.529	15.978.710	1.693.751	7.570.830
7217202000	Wire of iron/non-alloy steel,plated w/zinc,cont.carbon>0.25% & <0,45%by weight	707.610	2.022.578	429.399	1.330.313
7217209100	High carbon steel core wire,for almniumconductors steel reinforced (acsr)	3.123	77.497	39.077	559.397

www.bps.go.id

I.3. IMPOR MENURUT KOMODITI / *IMPORT BY HS COMMODITY*
***** MEI / *MAY 2010* *****

H S	Uraian Komoditi *Commodity Description*	Berat Bersih / *Net Weight* (Kg) Bulan ini *Current Month*	 Kumulatif *Cum.Jan. to date*	Nilai / *Value C.I.F* (US$) Bulan ini *Current Month*	 Kumulatif *Cum.Jan. to date*
7217209900	Oth than high carbonsteel core wire,foraluminium conduct steel reinforced(acsr)	618.549	3.194.974	500.516	3.730.980
7217301000	Wire of iron/non-alloy steel,plated w/oth base metal,cont.crbn<0.25% by weight	4	19.495	64	43.682
7217302000	Wire of iron/non-alloy steel,plated w/oth base metal,cont.0.25% =<carbon <0.6%	24.693	348.912	61.973	367.606
7217303110	Copper alloy coated high carbon steelwire coated with brass	2.386.865	12.302.145	3.124.600	15.130.859
7217303190	Copper alloy coated high carbon steelsteel coated with other copper alloys	523.778	2.627.636	635.179	3.182.087
7217303900	Other wire of iron or non-alloy steelplated with oth base metal,carbon>=0.6%	190.866	3.205.409	592.721	5.925.115
7217901000	Oth wire of iron/non-alloy steel,platedzinc>=240g/m?,silicon<=0.1%,cover by pvc	73.146	490.136	139.189	984.586
7217909010	Oth wire of iron/non-alloy steel,platedcontaining by weight 0.6% or more	51.613	145.356	191.985	512.745
7217909090	Oth wire of iron/non-alloy steel,platedexcluding goods of subheading 7217.90.10	504.100	1.274.431	760.106	2.209.980
7218100000	Ingots & oth primary forms of stainlesssteel	6.196	22.508	232.744	803.256
7218910000	Semi-finished prod.of stainless steelof rectangulr (not square) cross-section	47	87.138	362	310.726
7218990000	Oth semi-finished prod.of stainlesssteel	92.930	515.817	389.027	3.105.047
7219110000	Flat-roll prod of stainless steel,hotrolled,in coil of a thick exceed 10mm	32.197	45.314	104.366	199.732
7219120000	Flat-roll prod of stainless steel,hotrolled,in coil of a 4.75mm=<thick<=10mm	555.905	1.590.396	1.209.056	3.782.398
7219130000	Flat-roll prod of stainless steel,hotrolled,in coil of a 3mm<=thick<=4.75mm	7.812.617	34.978.524	14.424.460	59.142.856
7219140000	Flat-roll prod of stainless steel,hotrolled,in coil of a thickness<=3mm	1.676.251	3.223.499	2.990.871	5.353.191
7219210000	Flat-roll prod of stainless steel,hotrolled,not in coil of a thick > 10mm	655.720	6.187.352	917.768	6.337.658
7219220000	Flat-roll prod of stainless steel,hotroll,not in coil of 4.75mm=<thick<=10mm	2.545.541	13.466.956	3.081.498	14.885.957
7219230000	Flat-roll prod of stainless steel,hotroll,not in coil of a 3mm<=thick<=4.75mm	308.534	3.108.543	675.622	7.419.834
7219240000	Flat-roll prod of stainless steel,hotrolled,not in coil of a thickness<=3mm	90.516	1.096.168	219.965	2.125.156
7219310000	Flat-rolled prod.of stainless steel,cold rolled, of a thickness >= 4.75 mm	12.564	58.525	24.336	167.499
7219320000	Flat-rolled prod.of stainless steel,cold rolled, 3 mm =< thickness < 4.75 mm	158.762	839.845	385.341	2.059.258
7219330000	Flat-rolled prod.of stainless steel,cold rolled, 1 mm < thickness < 3 mm	1.414.550	5.673.721	2.558.270	10.248.329
7219340000	Flat-rolled prod.of stainless steel,cold rolled, 0.5 mm =< thickness <= 1 mm	914.962	6.040.644	2.041.993	12.075.460
7219350000	Flat-rolled prod.of stainless steel,of a thickness < 0.5 mm	391.067	4.365.272	813.047	9.410.164
7219901000	Oth flat-roll prod.of stainless steel,thick>=1.5mm & <125mm patterns from roll	0	4.294	0	18.343
7219902000	Oth flat-rolled prod.of stainless steel,of a thickness < 0.5 mm	22.031	33.116	70.272	148.907
7219909000	Oth flat-rolled prod.of stainless steel,of a thickness >0.5 mm	218.524	1.758.791	416.068	3.033.514
7220111000	Hoop & strip of stainless steel, hotrolled,of a thick >= 4.75 mm,widht<400mm	0	298.826	0	547.295
7220119000	Hoop & strip of stainless steel, hotrolled,of a thick >= 4.75 mm,width>400mm	1.595.692	3.074.033	1.281.410	3.011.506
7220121000	Hoop & strip of stainless steel, hotrolled,of a thick < 4.75 mm,width<400mm	13.476	96.320	52.344	301.023
7220129000	Hoop & strip of stainless steel, hotrolled,of a thick < 4.75 mm,width>400mm	389.542	1.202.868	728.974	2.349.673
7220201000	Hoop & strip of stainless steel, coldrolled, width < 400mm	515.277	1.006.324	1.184.070	2.510.958
7220209000	Hoop & strip of stainless steel, coldrolled, width>400mm	202.254	804.897	443.344	1.858.828
7220901000	Hoop & strip of stainless steel, notcold rolled, width < 400mm	38.415	204.811	422.312	2.013.241
7220909000	Hoop & strip of stainless steel, notcold rolled, width > 400mm	298.902	3.341.824	381.041	4.042.476
7221000000	Bars & rods, hot-rolled,in irregularlywound coils, of stainless steel.	3.997.194	4.038.118	1.719.268	1.825.256
7222110000	Bars,rods, hot-rolled, in irregularlyof circular cross-section	76.851	667.698	182.690	1.281.772
7222190000	Bars,rods, hot-rolled, in irregularlyof not circular cross-section	275.118	1.642.722	547.370	2.539.079
7222201000	Bars,rods, cold-formed or cold-finishedof circular cross-section	62.680	429.579	195.915	1.806.915
7222209000	Bars,rods, cold-formed or cold-finishedof not circular cross-section	114.142	758.900	596.371	3.496.312
7222301000	Other bars and rods of circularcross-section	471	105.766	4.398	334.258
7222309000	Other bars and rods of not circularcircular cross-section	304.582	1.466.196	480.577	1.954.722
7222400000	Angles, shapes and sections ofstainless steel	61.519	232.556	109.243	604.861
7223001000	Wire of stainless steel having a cross-sectional dimension exceeding 13 mm	8.126	60.043	81.008	371.397
7223009000	Wire of stainless steel having a cross-sectional dimension <= 13 mm	366.078	1.927.509	1.897.116	8.727.735
7224100000	Ingots & oth primary forms of oth alloysteel	159	651.619	1.651	976.231
7224900000	Semi-finished prod. of oth alloy steel	4.221.411	21.407.797	3.382.578	17.730.997
7225110000	Grain-oriented of silicon-elect steela width of 600 mm or more.	1.649.084	6.408.830	3.985.003	14.615.226
7225190000	Oth than Grain-orient of silicon-electsteel a width of 600 mm or more.	1.517.799	11.793.065	1.683.958	11.068.292
7225300000	Flat-roll product of oth alloy steel,ofnot further worked than hot-roll,in coil	1.939.992	10.504.549	1.561.694	8.064.783
7225400000	Flat-roll prod of oth alloy steel,of notfurther worked than hot-roll,not in coil	8.088.266	39.427.368	8.981.090	41.966.176
7225500000	Flat-roll prod of oth alloy steel,of notfurther worked than cold-rolled	2.465.727	9.131.550	2.184.518	7.699.390
7225910000	Oth flat-rolled prod.of oth alloy steel,electrolytically plated/coated with zinc	291.079	6.115.635	511.155	7.637.804
7225920000	Oth flat-rolled prod.of oth alloy steel,otherwise plated or coated with zinc	460.817	804.136	423.279	915.192
7225990000	Oth flat-rolled prod.of oth alloy steel,otherwise plated or coated with not zinc	901.342	3.067.274	903.788	3.143.816
7226111000	Hoop & strip, grain-oriented of siliconelectrical steel, of a width <= 400 mm	98.294	340.513	294.974	1.094.493
7226119000	Hoop & strip, grain-oriented of siliconelect steel, of a width >400 mm,<600mm	363.023	1.702.267	1.138.467	5.650.593
7226191000	Hoop,strip,oth than grain-orient ofsilicon elect steel,of a width<= 400 mm	28.424	139.183	177.706	831.245
7226199000	Hoop,strip,oth than grain-orient ofsili elect steel,of width>400mm,<600mm	137.586	367.228	263.245	1.070.339
7226201000	Hoop & strip of high speed steelof a width <= 400 mm	1.438	13.573	8.781	54.730
7226209000	Hoop & strip of high speed steelof a width > 400 mm, < 600mm	84	6.123	1.452	23.018
7226911000	Hoop,strip of oth alloy steel,hot rolled, of a width <= 400 mm	22.151	251.719	53.070	475.135
7226919000	Hoop,strip of oth alloy steel,hot rolled, width >400 mm, <=600mm	99.115	481.726	281.237	1.283.105
7226921000	Hoop,strip of oth alloy steel,cold rolled, of a width <= 400 mm	40.452	172.518	41.200	209.686
7226929000	Hoop,strip of oth alloy steel,cold rolled, width >400 mm, <= 600mm	14.831	116.304	27.437	198.350
7226991000	Hoop & strip of oth alloy steel,width <= 400 mm	51.733	82.353	23.249	48.869
7226999000	Hoop & strip of oth alloy steel,width > 400 mm and <= 600mm	246.810	1.320.163	227.340	1.307.612
7227200000	Bars & rods, hot-rolled, in irregularlywound coils, of silico-manganese steel	149.697	695.760	143.790	619.814
7227900000	Oth bars & rods, hot-rolled, inirregularly wound coils	9.435.385	25.350.183	6.483.181	17.338.818
7228101000	Bars & rods, of high speed steel, ofcircular a cross-section	11.018	127.665	74.809	680.119
7228109000	Bars & rods, of high speed steel,not ofcircular a cross-section	105.077	778.460	391.810	1.678.078
7228201000	Bars & rods, of silico-manganese steel,circular a cross-section	1.948.776	9.954.894	1.771.879	8.702.591
7228209000	Bars & rods, of silico-manganese steel,not circular a cross-section	486.081	3.012.745	853.385	5.047.096
7228301000	Oth bars&rods,of silico-manganese steelof circular cross-section	5.029.194	29.773.052	6.384.614	35.286.878
7228309000	Oth bars&rods,of silico-manganese steelnot of circular cross-section	7.060.947	32.385.552	7.044.150	29.794.145
7228401000	Oth bars,rods,not further worked thanforget, of circular cross-section	1.543.688	2.971.155	821.529	1.650.698
7228409000	Oth bars,rods,not further worked thanforget, not of circular cross-section	370.584	2.150.630	499.297	2.326.294

www.bps.go.id

I.3. IMPOR MENURUT KOMODITI / *IMPORT BY HS COMMODITY*
***** MEI / *MAY 2010* *****

H S	Uraian Komoditi *Commodity Description*	Berat Bersih / *Net Weight* (Kg) Bulan ini *Current Month*	Kumulatif *Cum.Jan. to date*	Nilai / *Value C.I.F* (US$) Bulan ini *Current Month*	Kumulatif *Cum.Jan. to date*
7228501000	Oth bars,rods,not formed/cold finishedof circular cross-section	249.998	1.206.756	453.045	2.120.034
7228509000	Oth bars,rods,not formed/cold finishednot of circular cross-section	570.639	2.822.698	992.960	5.009.765
7228601000	Other bars and rods :of circular cross-section	113.847	743.776	178.689	1.033.877
7228609000	Other bars and rods :not of circular cross-section	1.182.561	2.884.336	1.524.434	4.936.622
7228700000	Angles, shapes and sections of otheralloy steel	1.110.625	9.980.420	849.556	7.858.627
7228801100	Hollow drill bars,rods, weight >=0.6%of circular cross-section	172.347	805.896	491.315	2.629.755
7228801900	Hollow drill bars,rods, weight >=0.6%not of circular cross-section	368	13.067	7.188	56.253
7228809000	Oth. Hollow drill bars and rods	103.143	482.575	226.976	1.455.882
7229200000	Wire of silico-manganese steel	816.108	3.023.117	941.646	3.431.266
7229900010	Wire of other alloy steel.of high speed steel	366.899	1.278.715	443.871	1.495.461
7229900090	Wire of other alloy steel.not of high speed steel	3.059.705	13.445.965	3.515.080	15.990.990
7301100000	Sheet piling of iron or steel	986.408	4.086.818	823.079	3.336.216
7301200000	Angles, shapes and sections of ironor steel	105.190	383.015	82.482	373.834
7302100000	Rails of iron or steel	384.886	5.373.047	399.285	6.266.261
7302300000	Switch-blades, crossing frogs, pointrods and other crossing pieces	736	1.211	5.549	31.684
7302400000	Fish-plates and sole plates of ironor steel	10.763	160.077	65.550	193.670
7302901000	Sleepers, of iron or steel	0	657.692	0	893.436
7302909000	Other than sleepers, of iron or steel	152.800	420.412	245.153	1.164.211
7303001010	Tubes,pipes of cast with an externaldiameter not exceeding 100 mm	528.381	1.831.758	603.410	3.204.575
7303001020	Tubes,pipes of cast with an externaldiameter not exceeding 150 mm	263.121	636.417	181.302	467.920
7303001030	Tubes,pipes of cast with an externaldiameter >150 mm and <=600 mm	213.364	454.154	151.978	318.191
7303001090	Oth.Tubes, pipes	411.425	1.634.102	94.554	980.124
7303009010	Hollow profiles, of cast iron withan external diameter < =100 mm	23	13.527	1.183	12.631
7303009090	Hollow profiles, of cast iron withan external diameter > 100 mm	437.716	8.608.825	669.115	9.871.575
7304110000	Tubes, pipes and hollow profiles,seamless, of stainless steel	2.543.691	16.313.324	5.276.563	26.204.033
7304190000	Oth.tube,pipe&hollow profile,seamless,line pipe of a kind use for oil/gas pipe	37.516.307	152.441.692	38.416.791	180.307.469
7304220010	Oth.tube,pipes&hollow profile,seamless,unfinished drill pipe (green pipe) with	56.376	83.543	61.506	210.243
7304220090	Oth.tube,pipes&hollow profile,seamless,unworked pipe end	46.886	1.283.361	251.550	3.486.003
7304230010	Unfinished drill pipe (green pipe) withyield strength less than 75,000 psi	308.720	402.316	2.438.374	2.731.144
7304230090	Oth. unfinished drill pipe (green pipe)	1.006.907	2.526.447	8.915.232	15.105.830
7304240010	Unfinsh case&tube, yield strgh<75000Psioth.of stanlss stel for drill	0	32.640	0	69.997
7304240090	Oth.unfinish casetube&unworked,stainlesswith yield strength less than 75,000 psi	115	14.527	181	63.960
7304290010	Unfinish casetube&unworked pipe endwith yield strength less than 75,000 psi	325.837	24.780.311	1.002.617	37.379.811
7304290090	Oth.unfinish casetube&unworked pipe endwith yield strength less than 75,000 psi	8.158.255	25.845.545	8.710.589	44.838.330
7304311000	High press. conduits,of circular cross-sect.of iron/non-alloy steel,cold rolled	37.137	281.104	53.008	977.398
7304319000	Oth.drill Rod Casing&tubing withpin and box threads	1.014.963	5.974.528	2.207.832	16.984.069
7304390000	Oth. Drill Rod Casing and tubingwith pin and	536.713	4.243.264	1.989.349	6.887.960
7304410000	Cold-drawn or cold-rolled (cold-reduced)stainless steel	207.247	864.385	568.538	2.243.206
7304490000	Oth. Cold-drawn or cold-rolled(cold-reduced) stainless steel	260.328	958.334	1.426.836	9.292.797
7304511000	High press. conduits,of circular cross-sect.of oth alloy steel,cold rolled	4.526	5.499	12.116	17.096
7304519000	Oth tubes/pipes/hollow profiles,seamlesscold rolled,crclr c-s of oth alloy steel	4.694	89.132	32.441	406.068
7304590000	Oth.Drill rod casing&tubing with pin&sect.of oth alloy steel,cold rolled	307.330	2.222.899	1.717.196	21.745.675
7304900000	Oth.Drill rod casing&tubing with pin&cold rolled,crclr c-s of oth alloy steel	517.262	2.548.844	3.320.017	14.136.628
7305110000	Lines pipe, for oil or gas longitudinallsubmerged arc welded of iron/steel	1.167.078	5.440.678	1.314.299	7.155.729
7305120000	Lines pipe, for oil or gas other,longitudinally welded of iron/steel	0	67.398	0	997.909
7305190000	The oth.line pipe of iron/steel for oil,external diameter > 406.4mm	86.595	3.260.410	300.729	8.816.668
7305200000	Casing of iron/steel used in drillingfor oil/gas external diameter 406.4mm	349	2.187.751	1.431	3.459.265
7305311000	Lines pipe, for oil or gas longitudinallstainless steel pipes & tubes	0	126.586	0	432.121
7305319000	Oth.lines pipe,for oil/gas longitudinallstainless steel pipes & tubes	498.624	902.822	409.651	1.206.937
7305390000	Oth.lines pipe,for oil/gas longitudinall	110.629	345.525	80.581	364.685
7305900000	Oth.lines pipe,for oil/gas longitudinalloth.stainless steel pipes & tubes	9.203	311.084	62.830	1.162.250
7306110000	Line pipe of kind use for oil/gas pipewelded, of stainless steel	117.729	1.838.819	788.054	12.268.237
7306190000	Oth.line pipe of kind use for oil/gaspipe,welded,of stainless steel	191.266	3.179.208	325.896	3.209.139
7306210000	Casing&tubing of a kind use in drillingwelded, of stainless steel	23.157	56.947	126.464	331.546
7306290000	Oth.casing&tubing of a kind use indrilling,welded,of stainless steel	47.413	247.147	128.503	826.668
7306301010	Boilr tube weld,of circulr cross-sect ofiron/non ally stel intrnl diamtr<12.5mm	0	141.265	0	137.451
7306301020	Boilr tube weld,of circulr cross-sect ofiron/non ally stel intrnl diamtr>=12.5mm	245.485	580.897	879.490	4.129.512
7306302010	Boilr tube weld,of single/double walled,coppr plate,intrnl diamtr<12.5mm	84.091	289.602	380.043	1.724.004
7306302020	Boilr tube weld,of single/double walled,coppr plate,intrnl diamtr>=12.5mm	1.898	62.188	4.697	101.044
7306303000	Boilr tube weld,of single/double walled,coppr plate,sheath pipe for heating	2.982	3.915	10.314	12.700
7306309010	Oth.boilr tube weld,of single/doublewalled,coppr plate,intrnl diamtr<12.5mm	60.792	288.109	380.970	2.223.745
7306309020	Oth.boilr tube weld,of single/doublewalled,coppr plate,intrnl diamtr>=12.5mm	895.796	3.797.221	1.669.311	7.137.484
7306401010	Oth.weld,of circulr cross-section ofweld boilr tube w intrnl diamtr<=125 mm	3.492	9.731	98.100	123.919
7306401090	Oth.weld,of circulr cross-section ofweld boilr tube w intrnl diamtr>125 mm	53.088	211.223	385.884	751.367
7306402000	Welded boiler tubes of stainless steelwith internal diametre >12.5 mm	153.603	488.347	372.017	995.837
7306403000	St'less steel pipes & tubes welded ofcirclr cross sec. w extrl dmtr>105mm	2.004	21.231	53.603	139.305
7306409000	Oth,not welded of circular cross sect.with internal diameter > 12,5 mm	380.454	1.727.664	1.203.326	5.289.218
7306501020	Oth.boilr tube,weld,of circlr cross-sectn,oth alloy steel int.dmtr>12.5mm	7.863	100.934	65.745	703.037
7306509010	Oth.boilr tube,weld,of circlr cross-high pressure conduits	75	120	718	1.339
7306509020	Oth.boilr tube,weld,oth.thn high prssrconduit,oth alloy steel int.dmtr<=12.5mm	2.541	14.006	18.808	96.650
7306509030	Oth.boilr tube,weld,oth.thn high prssrconduit,oth alloy steel int.dmtr>12.5mm	92.235	3.947.482	155.080	21.660.617
7306610010	Oth.boilr tube,weld,square/rectangularcross sectin,with int.diamtr<=12,5mm	3.761	58.617	3.362	61.144
7306610090	Oth.boilr tube,weld,square/rectangularcross sectin,with int.diamtr>12,5mm	1.357.739	4.667.178	1.101.508	3.901.304
7306690010	Oth.boilr tube,non circulr crss-sectionwith internal diameter<=12,5mm	0	6	0	82
7306690090	Oth.boilr tube,non circulr crss-sectionwith internal diameter>12,5mm	0	43.139	0	137.040
7306901010	Bundy-weld pipes and tubes,with internal diameter <= 12,5mm	1	30	46	3.087
7306901090	Bundy-weld pipes and tubes,with internal diameter > 12,5mm	2.618	17.787	27.264	86.983
7306909010	Oth.thn bundy-weld pipes & tubes,with internal diameter <= 12,5mm	30.809	163.627	244.756	727.511

www.bps.go.id

I.3. IMPOR MENURUT KOMODITI / *IMPORT BY HS COMMODITY*
***** MEI / *MAY 2010* *****

H S	Uraian Komoditi *Commodity Description*	Berat Bersih / *Net Weight* (Kg) Bulan ini *Current Month*	 Kumulatif *Cum.Jan. to date*	Nilai / *Value C.I.F* (US$) Bulan ini *Current Month*	 Kumulatif *Cum.Jan. to date*
7306909090	Oth.thn bundy-weld pipes & tubes,with internal diameter > 12,5mm	588.965	11.313.653	890.668	73.945.782
7307110000	Cast fitting of non-malleable cast iron	23.801	155.271	19.783	148.627
7307190000	Cast fitting of other than non-malleablecast iron	143.140	1.358.558	338.846	3.195.266
7307210000	Other, of stainless steelflanges	83.795	958.733	599.648	3.001.617
7307220000	Other, of stainless steelthreaded elbows, bends and sleeves	65.925	623.324	907.317	4.601.277
7307230000	Other, of stainless steelbutt welding fittings	67.335	386.498	517.955	2.603.958
7307290000	Oth.,of stainlss steel oth.than flanges,butt welding,threaded elbow,bend&sleeve	162.798	1.215.918	1.416.719	8.145.640
7307910000	Tube or pipe fittings (couplings)flanges	966.404	5.158.265	2.270.456	10.774.183
7307920000	Tube or pipe fittings (couplings)threaded elbows, bends and sleeves	282.907	1.882.992	904.329	5.621.743
7307930000	Tube or pipe fittings (couplings)butt welding fittings	586.992	2.715.519	1.048.079	7.134.820
7307990000	Other tube/pipe fittings (couplings)	1.913.336	7.367.789	8.684.678	42.317.006
7308101000	Bridges and bridge sect. w prefab'tedtype joined by shear connectors	2	21.325	29	26.162
7308109000	Other bridges and bridge sections	2.960.243	9.548.320	5.727.118	19.082.173
7308201100	Towers with prefabricated modulartype joined by shear connectors	0	3.110	0	15.140
7308201900	Other towers	1.413.261	7.160.595	2.246.516	12.222.080
7308202100	Lattice masts w prefabricated modulartype joined by shear connectors	0	1	0	1
7308202900	Other lattice masts	34.436	519.783	88.816	621.399
7308300000	Doors, windows and their framesand thres hold for doors	91.784	778.136	446.516	4.423.912
7308401000	Equip. for scaffolding w prefabricatedmodlr type joined by shear connectors	256	585	11.862	12.745
7308409000	Other equipment for scaffolding,shuttering, propping or pit propping	168.762	2.534.013	140.707	5.782.544
7308902000	Other, prefabricated modulartype joined by shear connectors	493.757	1.178.600	522.020	1.271.467
7308903000	Oth. corrug,curved/bent galv'd plt fass'bly.into undgrnd conduits&culvert	20.866	635.220	106.039	1.187.635
7308904000	Oth parts of tub/tunnels,made of formd&bended corrugated sheet of iron/steel	48.689	543.560	120.182	1.423.426
7308905000	Other, prefabricated modularrail for ships	0	22.079	0	26.805
7308909000	Other structures and partsof structures of iron or steel	7.261.358	42.754.553	17.007.889	114.675.798
7309000000	Reservoir,tank,vat&similar containerof iron/steel, capacity > 300 ltr	1.027.934	4.347.724	4.939.630	56.239.124
7310100010	Tank,cask,drum,can,boxe&similarfor transporting or coagulating latex	7.867	34.431	41.362	322.291
7310100020	Tank,cask,drum,can,boxe&similarof iron or steel casting in the rough	168	59.020	4.223	222.674
7310100030	Tank,cask,drum,can,boxe&similarother of iron/steel forging/stamping	19.246	102.721	61.067	264.247
7310100090	Oth.tank,cask,drum,can,boxe&similar	545.967	2.560.161	1.245.348	5.857.639
7310211010	Cans <1L,closed by soldering ofiron/steel casting in the rough	8	216	7	309
7310211020	Cans <1L,closed by soldering ofiron/steel forging or stamping in	8.302	52.324	32.966	145.115
7310211090	Oth.cans <1L,closed by soldering ofiron/steel	19.404	35.354	57.052	123.339
7310219010	Cans >1L & <50L,closed by soldering ofiron/steel casting in the rough	145	10.148	1.905	102.220
7310219020	Cans >1L & <50L,closed by soldering ofiron/steel forging or stamping in	1.170	4.680	3.348	13.392
7310219090	Oth.cans >1L & <50L,closed bysoldering of iron/steel	181.836	865.797	452.675	2.378.438
7310291010	Cans <1L,not soldering ofiron/steel casting in the rough	0	6.551	0	43.414
7310291020	Cans <1L,not soldering ofiron/steel forging or stamping in	0	744	0	8.966
7310291090	Oth.cans <1L,not soldering ofiron/steel	301.418	691.156	983.429	2.271.684
7310299010	Cans >1L & <50L,not soldering ofiron/steel casting in the rough	0	171	0	5.932
7310299020	Cans >1L & <50L,not soldering ofiron/steel forging or stamping in	7	2.510	35	8.314
7310299090	Oth.cans >1L & <50L,notsoldering of iron/steel	441.082	3.666.795	132.124	776.127
7311001100	Cont'ners for compressed/liquefied gasseamless stl cylinders, capacity< 30 ltr	20.851	210.912	68.341	487.254
7311001900	Other seamless steel cylinders	555.292	3.208.124	1.088.171	7.162.993
7311009100	Other containers of iron or steelwith capacity of less than 30 l	45.620	285.528	107.417	486.021
7311009900	Other containers of iron or steel	147.227	974.973	270.768	1.570.483
7312101000	Standed wr,ropes & cables for lockedcoil,flatt'ed strands&non rottng wr rp	26.120	411.204	73.522	668.484
7312102000	Stranded wire,rope&cables by plated/coatd wth brass,& of a nom.d<=3mm	415.957	2.284.362	1.056.888	6.285.898
7312104000	Stranded wire, rope and cables withstranded wire of diameter of< 3 mm	24.658	85.449	251.452	887.317
7312109000	Other stranded wire, rope and cables	1.785.329	7.801.061	2.902.425	16.825.186
7312900000	Oth stranded wire, rope and cables,plaitd bnds,slings&of ir/stl not elect	601.708	3.653.324	1.159.596	6.858.373
7313000000	Barbed wr of iron/steel; twisted hoop&of a kind used f fencing of iron/stl	222.306	549.489	103.656	333.181
7314120000	Woven cloth with endless bandsfor machinery, of stainless steel	2.479	99.152	46.885	160.821
7314140000	Woven cloth, of stainless steel	76.660	316.774	355.533	1.725.015
7314191000	Endless bands for machinery oth thn ofstainless steel	164	18.037	9.154	41.941
7314199000	Other woven cloth, not stainless steel	6.092	51.293	64.411	679.624
7314200000	Grill&fencing,welded at the intersectofwr wth a max.sect.d>3mm&mesh s>100cm	333.616	1.560.467	309.245	1.735.582
7314310000	Other grill, netting & fencing,weldedat the intersect.by pltd/coatd w zinc	475.998	1.762.253	229.424	848.648
7314390000	Oth grill, netting and fencing,weldedat the intersection	992.233	2.768.390	911.564	3.011.179
7314410000	Oth cloth, grill, netting and fencingby plated or coated with zinc	273.178	940.881	246.057	828.249
7314420000	Oth cloth, grill, netting and fencingby coated with plastics	122.571	360.758	57.577	242.341
7314490000	Oth cloth, grill, netting and fencing	440.786	1.632.118	480.469	1.371.252
7314500000	Expanded metal	761	110.613	8.315	290.304
7315111100	Roller chain for bicyclesof mild steel	68.106	291.246	119.767	497.672
7315111200	Roller chain for motorcyclesof mild steel	449.498	2.179.582	1.245.577	6.270.528
7315111900	Other mild steel for roller chain	106.403	469.869	459.500	2.292.850
7315112100	Other roller chain for bicycles	37.699	103.010	61.035	149.457
7315112200	Other roller chain for motorcycles	577.700	2.494.450	1.555.008	6.962.814
7315112300	Oth roller chain transmis. type6mm < pitch length <= 3mm	15.704	66.447	43.572	537.892
7315112900	Other roller chain	166.210	772.731	422.818	2.322.473
7315120000	Other roller chainof mild steel	350.894	1.587.317	993.415	4.616.265
7315191100	Roller chain for bicyclesof bicycle chain	0	13.669	0	12.826
7315191200	Roller chain for motorcyclesof motocycle chain	50.382	96.075	252.687	1.122.511
7315191900	Other roller chainof other mild steel	2.494	41.508	15.881	94.813
7315199100	Other roller chain for bicyclesof bicycle chain	0	21	0	2.028
7315199200	Other roller chain for motorcyclesof motocycle chain	2.497	15.166	102.597	627.993
7315199900	Other roller chain of other thanbicycle chain&motocycle chain	15.732	111.926	48.162	499.432
7315201000	Skid chainof mild steel	0	9.661	0	90.449

http://www.bps.go.id

I.3. IMPOR MENURUT KOMODITI / *IMPORT BY HS COMMODITY*
***** MEI / *MAY 2010* *****

H S	Uraian Komoditi *Commodity Description*	Berat Bersih / *Net Weight* (Kg) Bulan ini *Current Month*	 Kumulatif *Cum.Jan. to date*	Nilai / *Value C.I.F* (US$) Bulan ini *Current Month*	 Kumulatif *Cum.Jan. to date*
7315209000	Other Skid chainof mild steel	4.559	23.360	11.213	73.849
7315811000	Stud-linkof mild steel	20	11.621	363	75.881
7315819000	Other Stud-linkof mild steel	127.922	987.532	281.267	2.530.547
7315821000	Other, welded linkof mild steel	46.043	114.132	41.287	325.573
7315829000	Other, welded link	237.572	613.465	178.237	825.545
7315891100	Other chain for bicyclesof mild steel	189	189	4.108	4.108
7315891200	Other chain for motorcyclesof mild steel	92.385	483.589	1.143.508	5.309.150
7315891900	Other chain of mild steel not formotorcylcles and bicycles	1.057	15.755	16.270	164.765
7315892200	Other chain for motorcyclesof other than mild steel	7.008	36.155	7.930	23.413
7315892900	Other chain not mild steel, not formotorcylcles and bicycles	45.261	530.840	310.782	1.920.383
7315901000	Other parts of chain for motorcyclesand bicycles	277	8.132	4.547	78.785
7315909000	Other parts of chain not formotorcylcles and bicycles	201.104	1.139.645	669.404	3.519.323
7316000000	Anchors, grapnels and parts thereof,of iron or steel	342.285	1.573.576	1.205.979	4.625.463
7317001000	Wire nails	210.147	1.041.685	123.916	857.466
7317002000	Staples	97.934	590.958	103.074	786.606
7317009010	Dog spikes for rail sleepers,carding -tacks&similar articles,of iron or steel,	74.769	239.309	102.338	299.810
7317009020	connector & anti-splitting,connector andHob nails for footwear, ring nails	38.170	94.589	95.856	256.014
7317009030	connector and anti-splitting, connectorHooknails	6.632	23.998	40.174	158.531
7317009040	connector and anti-splitting, connectorCorrugated nails, drawing pins and tacks	1.015.757	3.394.206	347.587	1.210.750
7317009090	Oth.connector and anti-splitting,conn -ector and anti splitting	1.004.562	5.089.948	494.429	2.380.500
7318110000	Threaded articles for coach screws	2.497	27.045	30.148	144.345
7318121000	Other wood screws with an externaldiameter not exceeding 16 mm	5.584	26.703	23.700	85.623
7318129000	Other wood screws	100.500	313.485	226.345	1.119.787
7318131000	Screw hooks and screw rings with anexternal dmtr not exceeding 16mm	2.053	13.912	56.778	418.982
7318139000	Other screw hooks and screw rings	40.121	273.298	217.612	794.809
7318141000	Self tapping screw with an externaldiameter not exceeding 16 mm	47.881	82.992	165.986	1.419.482
7318149000	Other self tapping screws	20.064	222.026	262.923	1.532.129
7318151100	Screw metal with/without nuts/washerswith an external diameter <=16 mm	297.076	1.056.677	1.837.340	8.848.733
7318151200	Bolts for metal, with/ without nuts ofan external diameter <= 16mm	1.069.995	6.326.859	6.040.079	32.576.676
7318151900	Oth screws&bolts whether/not without -their nut/washers wth.an ext'l dmtr>16mm	387.009	1.842.562	915.759	5.452.009
7318159100	Other screws for metal with or withoutnuts or washers	97.447	421.691	639.294	3.202.151
7318159200	Other bolts for metal,with or without nuts	892.355	3.069.209	2.649.219	9.721.654
7318159900	Other screws and bolts whether or notwith their nut or washers	183.797	1.183.168	793.618	5.001.117
7318161000	Nuts with an external diameter notexceeding 16 mm	245.306	1.140.431	1.279.226	6.061.498
7318169000	Other nuts	774.998	4.762.093	4.062.494	22.377.095
7318191000	Other threaded articles of an externaldiameter not exceeding 16 mm	11.808	57.380	162.680	641.779
7318199000	Other threaded articles of ironand steel	685.554	3.120.403	1.439.405	7.001.712
7318211000	Non threaded artic. for spring washers&oth lock washers w an ext'nal d<16mm	6.899	30.507	34.158	141.525
7318219000	Other spring washersand other lock washers	62.483	619.425	666.237	3.526.561
7318221000	Other washers with an externaldiameter not exceeding 16 mm	44.023	216.938	598.005	3.291.255
7318229000	Other washers	229.538	1.993.173	2.804.425	15.422.507
7318231000	Rivet with an external diameternot exceeding 16 mm	17.075	118.313	114.892	726.084
7318239000	Other rivets	38.820	96.398	239.470	879.190
7318241000	Cotters& cotters pins with an externaldiameter not exceeding 16 mm	66.396	247.457	1.193.853	3.898.142
7318249000	Other cotters and cotter pins	80.354	436.533	1.197.619	5.332.304
7318291000	Oth non threaded articles wth anexternal diameter <= 16 mm	38.225	230.419	1.094.025	4.533.580
7318299000	Other non threaded articles	446.673	2.112.472	3.751.264	16.829.153
7319200000	Safety pins	7.112	57.376	40.580	198.197
7319300000	Other pins	158.320	1.097.813	1.584.629	7.684.484
7319900000	Oth similar articles for use in hand,of iron or steel	32.021	126.599	333.626	1.279.471
7320101000	Leaf springs and leavesfor motor vehicles	77.971	321.455	458.649	1.581.329
7320109000	Other leaf springs and leaves	34.935	189.169	604.798	2.494.656
7320201000	Helical springs for motor vehicles	85.598	413.270	1.108.811	4.933.889
7320209010	Other Helical springs for motor vehiclesFor motor vehicles or earth moving	57.957	394.085	783.405	3.816.953
7320209090	Other Helical springs for motor vehicles	83.818	331.099	445.924	2.514.635
7320901000	Other springs and leavesfor motor vehicles	83.660	359.079	681.969	3.036.551
7320909000	Other springs and leaves	76.985	522.174	949.776	3.822.397
7321110000	Cooking appliances and plate warmersFor gas fuel or for both gas and other	124.307	553.767	404.465	1.887.235
7321120000	Cooking appliances and plate warmerswith liquid fuel	6.243	106.543	8.092	135.715
7321190000	Other Cooking appliances & plate warmersincluding appliances for solid fuel	3.160	15.861	14.845	61.404
7321810000	Other appliances with gas fuel orfor both gas and other fuels	12.233	23.754	22.547	44.878
7321890000	Other appliances with solid fuel	8.080	46.681	22.002	48.828
7321901000	Oth cooking appliances & plate warmersOf burner for kerosene stoves	9.237	29.572	20.366	72.325
7321909000	Other Cooking appliances and platewarmers	747.830	2.423.278	2.402.206	8.129.193
7322110000	Radiators and parts of cast iron	6.330	7.673	15.479	44.252
7322190000	Other parts of radiators	13.335	343.275	256.291	1.860.673
7322900000	Other radiators for central heating	24.565	142.938	650.731	1.899.358
7323100000	Iron/steel wool; pot scourers&scouringor polishing pads, gloves and the like	108.873	482.292	175.895	746.376
7323911000	Kitchenware of cast iron ,not ennamelled	38.810	152.677	402.393	815.248
7323919000	Household articles of cast ironnot enamelled	47.798	157.382	107.851	351.339
7323920000	Household articles of cast iron,enamelled	98.566	445.240	142.724	651.253
7323931000	Kitchenware of stainless steel	371.971	1.727.354	877.522	4.506.852
7323939000	Other household articlesof stainless steel	168.603	771.415	456.329	1.664.308
7323940000	Household of iron(oth. than cast iron)or steel, enamelled	154.897	855.407	262.831	1.101.719
7323991000	Other kitchenware	107.970	553.610	283.016	1.372.063
7323999000	Other household articlesof iron or steel	159.378	619.609	422.461	1.554.567
7324100000	Sinks and wash basins,of stainless steel	155.436	699.905	428.834	1.396.545
7324210000	Bath of cast iron, whetheror not enamelled	4.476	18.354	22.934	56.437

https://www.bps.go.id

I.3. IMPOR MENURUT KOMODITI / *IMPORT BY HS COMMODITY*
***** MEI / *MAY 2010* *****

H S	Uraian Komoditi *Commodity Description*	Berat Bersih / *Net Weight* (Kg) Bulan ini *Current Month*	 Kumulatif *Cum.Jan. to date*	Nilai / *Value C.I.F* (US$) Bulan ini *Current Month*	 Kumulatif *Cum.Jan. to date*
7324290000	Bath of stainless steel	38.751	85.189	102.953	305.920
7324901000	Sanitary ware for flushing waterclosets or urinals (fixed type)	12.488	43.481	57.551	156.270
7324902000	Sanitary ware of bedpans,urinals(portable type) and chamber pots	364	2.001	3.123	19.189
7324909000	Other sanitary ware	92.305	490.396	319.652	1.420.772
7325101000	Other cast articles of non malleablecast iron by latex spouts & latex cups	4.085	25.725	21.950	104.450
7325109000	Other cast articles ofnon malleable cast iron	32.133	318.717	144.542	1.139.363
7325910000	Grinding balls and similar articlesfor mills	5.404.959	12.339.204	5.869.613	15.306.582
7325991000	Other cast articles of malleable castiron by latex spouts and latex cups	0	4.010	0	66.760
7325999000	Other cast articles ofmalleable cast iron	124.251	511.965	431.364	1.737.529
7326110000	Grinding balls&similar artic.for millsforged/stamped but not further works	2.114.610	12.051.225	2.606.587	13.138.288
7326190000	Other articles or iron or steelbut not forged or stamped	363.731	2.744.118	1.674.023	10.097.020
7326202000	Articles of iron or steel wirefor rat traps	2	537	78	4.944
7326205000	Articles of iron or steel wireWire poultry cages and the like	46.596	244.480	54.834	346.507
7326209000	Other articles of non ironor steel wire	108.407	642.215	421.929	1.828.551
7326901000	Ships' rudders not forged or stamped	398.556	559.750	3.238.506	4.264.226
7326903000	Stainless stl shield&clamp assembly wthrubb.sl for hubless cast ir&pipes fit.	63.856	619.794	511.583	3.520.341
7326904000	Latex spouts and latex cupsbut not forged or stamped	102	117	280	499
7326905000	Rat traps but not forged or stamped	8	382	60	4.197
7326907000	Stainless steel shield, clamp assemblyHorsesshoes; riding boot spurs	11.428	44.661	174.246	745.178
7326909000	Other articles not forged or steamed	2.149.292	13.428.971	10.100.725	74.830.253
7401000000	Copper mattes, cement copper(precipitated)	0	23.081	0	193.845
7402000000	Unrefined copper,copper anodes for elec-trolytic refining.	20.000	27.540	67.933	132.393
7403110000	Refined copper for cathodes andsections of cathodes	9.397.545	30.337.810	69.707.968	217.340.123
7403120000	Refined copper for wire-bars	2.803	157.406	10.404	136.971
7403130000	Refined cooper for billets	9.508.823	19.316.541	6.030.887	10.612.686
7403190000	Other refined copper, unwrought	65.812	164.495	466.459	1.113.011
7403210000	Copper alloys for copper-zinc basealloys (brass)	169.634	889.571	1.379.835	6.916.927
7403220000	Copper alloys for copper-tin basealloys (bronze)	51.490	217.223	356.261	1.904.889
7403290000	Copper alloys for oth copper alloys(oth than master alloys of head.74,05)	48.038	229.612	603.392	2.365.240
7404000000	Copper waste and scrap.	79.437	3.788.082	85.751	24.982.056
7405000000	Master alloys of copper.	3.301	4.675	5.000	7.085
7406100000	Powders of non-lamellar structure	21.288	99.590	261.149	1.024.775
7406200000	Powders of lamellar structure; flakes	53.277	233.910	578.875	2.253.673
7407103000	Profiles of refined copper	3.340	18.383	32.235	179.790
7407109000	Other Profiles of refined copper	181.571	673.193	1.192.150	4.347.859
7407210000	Profiles of refined copperOf copper-zinc base alloys (brass)	357.314	1.397.357	1.921.916	6.953.946
7407290000	Other of copper alloys	69.045	328.582	627.517	2.851.028
7408110000	Copper wire.Of which the maximum cross-sectional	332.775	1.776.602	2.439.099	12.541.058
7408190000	Other wire of refined coppper	675.445	3.520.084	3.605.512	20.948.390
7408210000	Copper wire of copper alloys withcopper zinc base alloys (brass)	99.921	973.888	955.699	6.832.446
7408220000	Copper wire of copper alloys w copper-nick bs alloys/c-nickel-zinc bs alloys	7.062	40.372	68.724	407.575
7408290000	Other copper alloys for copper wire	30.659	147.077	258.523	1.592.875
7409110000	Copper plates, sheets and strips, of refined copper in coils	124.532	621.759	952.720	4.355.207
7409190000	Copper plates, sheets and strips, of refined copper, not in coils	3.318.089	4.179.855	2.952.248	8.925.974
7409210000	Copper plates, sheets,strips, of copperzinc base alloys (brass), in coils	502.293	2.062.162	4.857.909	19.168.453
7409290000	Copper plates, sheets,strips, of copperzinc base alloys (brass), not in coils	76.049	290.286	350.000	1.644.533
7409310000	Copper plates, sheets,strips, of coppertin base alloys (brass), in coils	368.006	1.475.807	3.427.218	13.271.614
7409390000	Copper plates, sheets,strips, of coppertin base alloys (brass), not in coils	38.792	121.482	127.002	619.821
7409400000	Copper-nickel base alloy (cupro-nickel),copper-nickel-zinc base alloys unrefined	70.004	485.242	676.300	4.435.977
7409900000	Other copper alloys, unrefined	1.994	32.754	5.822	88.608
7410110000	Copper foil, refined, thickness < 0.15mm, not backed	136.772	535.448	1.310.400	4.803.389
7410120000	Copper alloys, refined, thickness< 0.15 mm, not backed	86.818	350.894	685.958	2.628.212
7410210010	Reinforced sheets/plates of polyamide,of refined copper, backed	3	38.015	170	167.138
7410210020	Reinforced sheets/plates of polyamide,Copper clad laminate for PCBs	625.512	2.754.527	2.820.880	11.799.160
7410210090	Reinforced sheets/plates of polyamide,Copper clad laminate not for PCBs	26.446	135.219	229.026	1.403.124
7410220000	Reinforced sheets/plates of polyamide,Of copper alloys, unrefined	1.048	41.942	10.585	348.284
7411100000	Copper tubes & pipes of refined copper	244.120	1.655.422	2.085.875	11.662.218
7411210000	Copper tubes & pipes of copper alloyswith copper-zinc base alloys (brass)	159.909	684.596	789.214	3.890.348
7411220000	Copper tubes & pipes of copper alloyswith cupro-nickel or nickel silver	2.004	9.119	43.091	295.763
7411290000	Other copper tubes and pipes	153.660	896.228	1.116.672	5.979.862
7412100000	Copper tube or pipe fitting ofrefined copper	17.640	95.785	70.527	332.627
7412201000	Copper tube or pipe fitting ofcopper-zinc base alloys (brass)	26.967	106.622	269.229	845.548
7412209000	Copper alloys, not brass, refined	52.761	423.201	255.819	2.243.917
7413000000	Stranded wire,cable,plaited bands,of copper, not electrically insulated.	120.530	373.267	554.225	3.037.646
7415101000	Nails&tacks(incl.drwing pins)of copperiron or steel with head of copper	53.611	202.464	78.391	662.323
7415102000	Staples and similar articles of copper	0	25.387	0	25.680
7415109000	Tacks, drawing pins, & similar articles	6.661	91.055	77.673	638.856
7415210000	Washers (including spring washers)but not threaded	6.115	25.695	40.188	170.981
7415290000	Other articles of copper, not threaded	10.804	49.556	102.533	549.136
7415331000	Screws	39.948	242.154	294.454	1.560.062
7415332000	Bolts and nuts	57.027	298.495	256.526	1.369.847
7415390000	Other articles of copper, threaded	18.715	115.412	137.493	956.732
7418110000	Pot scourers and scouring or polishingpads, gloves and the like	0	148	0	2.564
7418190000	Other Pot scourers & scouring/polishing	21.421	75.132	28.752	99.699
7418200000	Sanitary ware and parts thereof	23.536	56.058	218.148	516.571
7419100000	Chain and parts thereof of copper	1.466	16.275	3.007	52.779
7419910010	Fittings for fire hoses, of copper	0	4.366	0	58.896
7419910020	Reservoirs, tanks, vats and similarof copper	197	9.010	1.543	154.498

http://www.bps.go.id

I.3. IMPOR MENURUT KOMODITI / *IMPORT BY HS COMMODITY*
***** MEI / *MAY 2010* *****

H S	Uraian Komoditi *Commodity Description*	Berat Bersih / *Net Weight* (Kg) Bulan ini *Current Month*	 Kumulatif *Cum.Jan. to date*	Nilai / *Value C.I.F* (US$) Bulan ini *Current Month*	 Kumulatif *Cum.Jan. to date*
7419910030	Electroplating anodes,machine beltfor ships or other vessel	15.001	104.477	80.550	713.413
7419910090	Oth table, kichen,cast, moulded,stamped/forged but not further worked	10.989	88.191	117.533	743.876
7419991000	Electroplating anodes,machine beltfastener,fitting for ships,fire hoses	12.075	132.206	95.674	1.235.841
7419992000	Similar containers not fitted withmech./termal equip. of a cap.of <=300l	1.290	14.195	3.982	143.354
7419993100	Grill and netting of copper wirefor machinery	2.515	10.804	95.755	464.143
7419993910	Grill and netting of copper wireCloth suitable for making mosquito nets	12.430	20.468	54.662	66.658
7419993990	Other grill and netting of copper wire	3.148	15.344	105.824	184.990
7419994000	Other grill and netting of copper wireSprings	3.607	52.910	19.233	186.519
7419995000	Other grill and netting of copper wireCigarette cases or boxes and similar	214	773	2.199	5.765
7419999000	Other articles of non copper	23.023	102.424	40.805	590.378
7501100000	Nickel mattes	10	309	864	4.494
7502100000	Nickel, not alloyed	25.451	163.737	240.955	1.811.317
7502200000	Nickel alloys	113	14.270	11.673	24.059
7504000000	Nickel powders and flakes.	11.720	22.000	160.342	396.562
7505110000	Bars, rods and profiles of nickel,not alloyed	0	1.909	0	61.613
7505120000	Bars, rods & profiles of nickel alloys	64	1.970	3.310	67.221
7505210000	Wire of nickel, not alloyed	14.950	40.583	397.367	836.250
7505220000	Wire of nickel alloys	21.632	76.009	299.507	1.102.781
7506100000	Nickel plates, sheets, strip&foil ofnickel, not alloyed	5.590	15.482	92.428	240.341
7506200000	Nickel plates, sheets, strip and foilof nickel alloys	49.775	202.026	425.252	2.232.977
7507110000	Tubes and pipes of nickel, not alloyed	0	14.459	0	326.586
7507120000	Tubes and pipes of nickel alloys	547	11.578	70.893	525.071
7507200000	Tube or pipe fittings	5.245	10.079	21.938	159.460
7508100000	Cloth, grill and netting,of nickel wire	258	6.846	11.979	29.924
7508903000	Bolts and nuts of non nickel	464	10.873	4.501	199.244
7508904000	Other articles suitable for usein building of non nickel	170	322	32.421	35.968
7508909010	Electro-plating anodes,wrought or un-wrought, including those produced by	45.830	168.800	654.176	2.143.363
7508909020	Screens for printing machines	4.092	82.846	85.977	561.127
7508909090	Other Nickel tubes, pipes, tube, pipefittings	1.118	19.941	26.410	391.408
7601100000	Aluminium, not alloyed	13.670.497	72.573.461	31.917.917	161.445.771
7601200000	Aluminium alloys	15.083.550	58.463.196	35.443.539	131.024.677
7602000000	Aluminium waste and scrap.	3.005.938	14.083.890	5.270.890	22.926.232
7603100000	Aluminium powders of non-lamellarstructure	87.985	507.811	269.178	1.601.711
7603200010	Aluminium powders and flakes of flakes	156	92.985	1.289	158.772
7603200020	Aluminium powders and flakes,powderof lamellar structure	16.700	97.192	50.695	403.588
7604101000	Bars and rods of aluminium not alloyed	109.053	311.160	433.631	1.361.302
7604109010	Profiles suitable for use as heat sinkwith cross-sect.dimention < 17,5x17,5 cm	5.073	21.752	75.374	316.514
7604109090	Oth profiles suitable for use as heatsink	140.721	368.355	479.773	1.497.222
7604211000	Perforated tube profile for evaporatorcoils of mtr veh. ac mach.of alum.ally	687	4.210	16.851	77.279
7604219000	Oth hollow profiles of aluminium alloys	419.858	1.338.845	1.733.259	6.353.256
7604291010	Extruded bars and rods not surfacetreated	23.626	193.924	147.864	667.436
7604291020	Extruded bars and rods surfacetreated	3.913	19.961	17.704	60.403
7604293000	Y-shaped profiles for zip fasteners,in coils of non aluminium alloys	2.305	16.185	36.516	370.941
7604299000	Other bars, rods and profiles ofnon aluminium alloys	284.486	1.589.602	832.505	4.420.934
7605110000	Alum. wire of aluminium not alloyedwhich the max.cross-sect'l dim.exceeds	10.855	66.042	59.377	324.148
7605191000	Aluminium wire of non aluminium notalloyed with a diameter < 0.0508 mm	0	656	0	14.213
7605199000	Other aluminium wire of non aluminiumnot alloyed	78.468	246.612	576.390	1.461.864
7605210000	Alum. wire of aluminium alloys whichthe max.cross-sect'l dimension > 7 mm	5.982	13.371	23.031	62.268
7605291000	Aluminium wire of non aluminium alloyswith a diameter not exceeding 0.254mm	9.699	78.875	38.470	177.262
7605299000	Other aluminium wire of non aluminiumalloys	46.193	290.274	161.603	1.214.483
7606110010	Aluminium plates,sheets&strip of plainor figured by rolling of thick.>0.2mm	24.155	231.919	47.916	738.312
7606110090	Oth aluminium plates,sheets&strip ofplain/figured by rolling of thick.>0.2mm	2.432.615	9.495.251	6.399.135	24.534.368
7606121010	Can stock (alloy 3004,3104 or 5182, ofthickness > 0,25 mm, in coil	30.482	383.996	131.796	1.535.549
7606121090	Oth.Can stock (alloy 3004,3104, 5182,of thickness > 0,25 mm, in coil	23.503	178.529	98.747	565.577
7606123100	Sheets o alum. rigid cont.sheets alloy5182,5082,hardnessh19<1,000mm in width	158.727	581.790	698.561	2.439.005
7606123910	Other aluminium sheet/coilnot exceeding 1,000 mm in width	2.231.398	7.982.236	6.113.828	21.201.085
7606123920	Other aluminium sheet / coilexceeding 1,000 mm in width	2.080.793	9.830.505	6.506.712	27.785.924
7606123930	Aluminium Litho Grade sheet/coil alloyha 1052 hardness temper h19 and alloy	1.308	50.683	8.244	139.345
7606123990	Other aluminum sheet	286.363	2.073.457	1.199.345	8.260.264
7606124000	Oth, plain/figured by roll./press. butnot surface treatedof non alum. alloys	137.771	1.179.775	213.760	3.535.222
7606129000	Other aluminium plate rectanguler ofaluminium alloys	509.813	1.596.790	2.788.493	8.102.807
7606912000	Oth alum. not alloyed,plain/figured byrolling/pressing b not surface treated	0	33.260	0	98.829
7606919000	Oth aluminium plate, not rectanguler ofaluminium, not alloyed	53.680	156.506	207.389	771.687
7606923010	Venetian blind slat,whether or notrolled or cut, in width ½1,000 mm	6.165	23.958	12.723	89.341
7606923020	Sheet or coil of alum. rigid containersheet alloy 5182,5082,hardness h19	50.899	84.979	228.036	462.543
7606923090	Oth.than Sheet/coil of aluminium rigidcontainer sheet alloy 5182,5082,hard h19	176.642	726.193	269.207	1.174.418
7606929010	Oth venetian blind slat,whether or notrolled or cut, in width ½1,000 mm	4.265	10.682	22.112	47.011
7606929020	Oth.sheet/coil of alum.rigid containersheet alloy 5182,5082,hardness h19	3.791	11.294	99.886	249.349
7606929090	Other aluminium alloys	227.740	1.416.236	589.335	2.876.477
7607110000	Aluminium foil not backed, rolledbut not further worked	507.962	2.657.213	2.062.008	10.090.078
7607191000	Foil of aluminium alloy A1075 or A3903not back,oth than rolled but not worked	7.609	58.893	61.608	498.995
7607199000	Oth than foil aluminium alloy A1075/a3903 not back,oth than roll but notwork	343.738	1.560.209	3.078.665	12.381.677
7607204000	Aluminium foil backed for imitationgold or silver	9.897	39.214	44.078	153.443
7607209010	Aluminium foil laquer coated (white orof thickness >0,05 mm or < 0,15 mm	185.480	675.724	1.758.921	7.823.441
7607209090	Oth.aluminium foil, backed,thickness <=0.2 mm	143.062	677.804	980.728	4.797.363
7608100000	Aluminium tubes and pipes ofaluminium, not alloyed	78.576	239.017	214.328	655.922
7608200000	Aluminium tubes and pipesof aluminium alloys	136.994	650.951	731.414	3.540.895
7609000000	Aluminium tube or pipe fittings (forexample, coupling,elbows,sleeves)	34.013	183.655	486.249	1.959.695

https://www.bps.go.id

I.3. IMPOR MENURUT KOMODITI / *IMPORT BY HS COMMODITY*
***** MEI / *MAY 2010* *****

H S	Uraian Komoditi *Commodity Description*	Berat Bersih / *Net Weight* (Kg) Bulan ini *Current Month*	 Kumulatif *Cum.Jan. to date*	Nilai / *Value C.I.F* (US$) Bulan ini *Current Month*	 Kumulatif *Cum.Jan. to date*
7610100000	Alum. structures for doors, windows &their frames and thresholds for doors	71.446	348.678	217.685	1.042.018
7610901000	Oth alum. structures for bridges andbridge section, towers, lattice masts	0	242.819	0	3.090.239
7610909000	Other aluminium structures	346.577	1.874.901	458.598	2.545.347
7611000000	Aluminium reservoirs, tanks, vats andsimilar containers for any material	6.365	52.810	118.034	895.096
7612100000	Alum. collapsible tubular containers	16.693	56.994	232.088	699.132
7612909000	Oth.aluminium casks,drums,cans, boxes& containers, for any material	326.520	1.510.258	1.518.767	7.105.996
7613000000	Aluminium containers for compressedor liquified gas	9.689	17.226	242.927	445.350
7614101100	Cable with steel core of circularcross section not exceeding 500 mm	0	88	0	579
7614101200	Cable with steel core of crclr crosssection > 500 mm but < 1,000 mm	0	1	0	56
7614101900	Other cable wth steel core	0	29.617	0	166.622
7614109000	Other stranded wire with steel core	31.342	838.193	180.810	2.140.379
7614901100	Cable without steel core of circularcross section not exceeding 500 mm	0	1.548	0	19.708
7614901200	Cable without steel core of circularcross section > 500 mm but < 630 mm	1	22	9	974
7614901900	Other cable without steel core	43	1.102	372	12.177
7614909000	Other stranded wire without steel core	15.401	118.047	19.726	428.156
7615110000	Pot scourers and scouring or polishingpads,/gloves and the like of aluminium	1.135	2.713	2.022	4.924
7615190000	Oth table, kitchen/oth householdarticles & parts thereof of aluminium	198.187	763.818	632.091	2.361.810
7615201000	Bedpans, urinals (portable type)and chamber	0	14	0	1.563
7615209000	Other sanitary ware and parts thereofof aluminium	33.200	256.218	68.306	674.015
7616101000	Nails of aluminium	466	28.283	14.041	135.421
7616102000	Staples and hooks of aluminium	23.521	133.421	136.389	684.581
7616109000	Tacks, rivets,cotters,cotter pinsand washers of aluminium	80.568	242.470	746.434	2.833.506
7616910000	Other cloth, grill, nettingand fencing, of aluminium wire	6.148	285.469	12.008	376.210
7616992000	Ferrules for use in the manufactureof pencils	2.417	133.238	34.329	828.254
7616993000	Alum.slugs, round, of such dim. thatthe thick's>one tenth of the diameter	113.193	633.431	334.036	1.842.570
7616994000	Bobbins, spools, reels and similarsupports for textile yarn	30.753	85.371	67.880	402.546
7616999010	Venetian blinds	5.510	31.552	20.517	177.728
7616999090	Other articles of aluminium	237.425	1.151.948	2.161.283	11.850.492
7801100000	Refined lead	2.321.137	18.108.892	5.388.775	41.155.801
7801910000	Oth unwrought lead&containing by wgtantimony as the principal oth element	1.673.640	10.207.812	3.630.689	21.625.535
7801991000	Oth unwrought lead&containing by wgtunrefined	55.961	453.494	117.742	932.154
7801999000	Oth unwrought lead&containing by wgt	124.904	2.161.503	293.407	4.424.761
7804110000	Sheets, strip and foilof a thickness < 0,2 mm	549	2.258	5.798	26.213
7804190010	Lead embossed, cut to shape, perfortd,coated,printed, backed, reinforce mtrial	11.829	66.336	376.479	2.095.544
7804190090	Oth.lead plates, sheets, strip andfoil, lead	44.110	92.813	159.126	403.111
7804200000	Powders and flakes	8	1.072	5	9.622
7806002000	Other articles of lead,bars,rods,profiles and wire	1.023	5.932	54.239	133.770
7806003000	Other articles of lead,tubes,pipesand tube or pipe fittings (for	0	362	0	2.325
7806009010	Lead wool,washers,electro-plating anodes	0	2.262	0	8.511
7806009090	Other articles of lead	2.416	26.515	56.867	246.338
7901110000	Zinc not alloyed containingby weight 99.99% or more of zinc	4.173.157	24.496.691	9.783.505	58.190.677
7901120000	Zinc not alloyed containingby weight < 99.99% of zinc	2.558.809	13.981.731	5.854.588	33.004.556
7901200000	Zinc alloys	1.227.332	6.699.178	3.169.747	16.118.115
7903100000	Zinc dust	154.293	614.109	482.012	1.813.431
7903900000	Zinc powders and flakes	142.501	684.051	547.523	2.650.563
7904000010	Zinc wire,bars,rods,not surface treated	645	53.467	28.542	519.589
7904000090	Zinc profiles	1.778	22.509	10.182	122.326
7905001010	Zinc plates, sheets, strip not surfacetreated	428.721	1.234.937	565.936	1.538.444
7905001020	Zinc plates, sheets, strip surfacetreated	44.549	193.287	11.492	140.970
7905002010	Zinc foil not surface treated	2.086	17.931	4.519	34.709
7905002090	Zinc foil Surface treated	37	4.888	220	9.765
7907003000	Gutters, roof capping, skylight frames& oth fabricated building components	32.935	238.564	14.420	382.846
7907004000	Zinc tubes, pipes,tube, pipe fittings(cuoplings, elbows, sleeves)	1.477	32.069	5.031	99.949
7907009010	Electro-plating anodes; stencil plates	214.681	893.215	598.170	5.515.989
7907009020	Domestic articles and parts thereof	10.066	12.652	34.889	43.023
7907009090	Oth articles of zinc oth than domestic	209.677	935.302	544.794	2.798.186
8001100000	Tin, not alloyed	370	75.100	11.923	313.370
8001200000	Tin alloys	33.938	51.527	949.999	1.133.252
8003000000	Tin bars, rods, profiles and wire.	51.429	276.347	902.848	4.269.663
8007002000	Other articles of tin, sheets and strip,Plates, thickness > 0,2mm	20.483	313.188	2.219.304	2.829.288
8007003000	Tin-foil (whether or not printed or backper),thick < 0,2 mm,powder & flakes	0	1	0	80
8007004000	Tin-Tubbes, pipes and tube or pipe fitti(for example, couplings, elbows, sleeves	107	4.132	480	26.743
8007009010	article of tin, Collapsible tubes fordentifrices, colours, and the like,	260	3.391	14.139	80.481
8007009090	Other articles of tin	5.385	54.195	133.920	432.088
8101100000	Tungsten (wolfram) powders	3.777	8.498	38.184	150.721
8101940000	Unwrought tungsten, including barsand rods obtained simply by sintering	108	680	15.523	69.362
8101960000	Tungsten wire	1.628	10.399	63.996	296.502
8101990010	Tungsten bar&rods,oth than those obtaineply by sintering,profiles, sheet, strip	2.818	20.306	206.421	983.257
8101990090	Other tungsten (wolfram)	1.584	15.756	45.951	553.735
8102940000	Unwrought molybdenum, including barsand rods obtained simply by sintering	0	37	0	9.891
8102950000	Molybdenum bar&rods,o.than those obt'dsimp. by sintering,profiles,strip&foil	4.970	78.645	6.425	99.122
8102960000	Molybdenum wire	1.194	4.788	94.545	473.688
8102990000	Other molybdenum	1	410	5.123	27.836
8103200000	Unwrought tantalum, including bars androds obt'd simp.by sintering; powders	6.422	24.817	1.233.779	6.609.176
8103900000	Other tantalum	0	9	0	326
8104110000	Unwrought magnesium containingat least 99.8 % by weight of magnesium	114.180	1.071.017	312.464	2.829.095
8104190000	Other unwrought magnesium	40.455	55.481	27.093	79.148
8104300000	Magnesium raspings,turnings &granules,graded according to size; powders	10.051	26.167	76.584	221.661

https://www.bps.go.id

I.3. IMPOR MENURUT KOMODITI / *IMPORT BY HS COMMODITY*
***** MEI / *MAY 2010* *****

H S	Uraian Komoditi *Commodity Description*	Berat Bersih / *Net Weight* (Kg) Bulan ini *Current Month*	 Kumulatif *Cum.Jan. to date*	Nilai / *Value C.I.F* (US$) Bulan ini *Current Month*	 Kumulatif *Cum.Jan. to date*
8104900000	Other magnesium	4.567	14.323	12.911	45.892
8105201000	Unwrought cobalt	0	50	0	3.400
8105209000	Mattes cobalt; cobalt powders	213	1.458	17.003	93.335
8105900000	Other cobalt mattes	54	2.442	6.861	166.383
8106009000	Other bismut	1.044	2.970	26.674	64.032
8107200000	Unwrought cadmium, powders	345	345	1.196	1.196
8107900000	Other cadmium	0	5	0	721
8108200000	Unwrought titanium; powders	0	6	0	1.176
8108900000	Other titanium	65.517	181.850	1.079.962	5.130.896
8109200000	Unwrought zirconium; powders	4	1.781	132	19.849
8109300000	Zirconium waste and scrap	0	189	0	7.599
8109900000	Other zirconium	3	5.346	1.110	32.850
8110100000	Unwrought antimony; powders	12.884	134.779	55.215	865.627
8110900000	Other antimony	0	30.154	0	193.417
8112190000	Other beryllium	406	2.696	16.639	105.969
8112210000	Unwrought chromium; powders	267	5.302	3.676	77.026
8112290000	Other Chromium	0	2.611	0	63.984
8112920000	Thallium unwrought; wasteand scrap; powders	228	228	3.056	3.056
8112990000	Other thallium	28.090	248.882	261.526	1.090.200
8201100000	Spades and shovels	7.491	49.641	9.879	53.498
8201200000	Forks	423	568	5.855	7.778
8201301000	Hoes (mamooties) and rakes	302	27.495	759	35.152
8201309000	Mattocks and picks	794	38.194	2.334	48.796
8201400000	Axes, bill hooks and similar hewing tool	133	12.888	341	15.624
8201500000	Secateurs & similar one-handed prunersand shears (including poultry shears)	5.054	36.501	5.140	103.223
8201900000	Other hand tools of a kind used inagriculture, horticulture or forestry	5	4.065	28	10.629
8202100000	Hand saws	68.531	451.239	141.303	699.220
8202200000	Band saw blades	114.747	509.374	408.542	1.780.188
8202310000	Circular saw blades with working partof steel	7.068	38.588	33.228	193.006
8202390000	Other circular saw blades,including parts	39.587	292.931	125.148	685.746
8202400000	Chain saw blades	21.775	160.613	29.513	759.405
8202910000	Straight saw blades for working metal	129	31.066	4.761	80.232
8202991000	Straight saw blades	851	3.700	8.009	64.660
8202999000	Other saw blades	40.130	311.670	291.168	1.788.205
8203100000	Files, rasps and similar tools	73.771	239.668	136.953	494.433
8203200000	Pliers (including cutting pliers),pincers, tweezers and similar tools	251.176	980.360	624.793	2.096.335
8203300000	Metal cutting shears and similar tools	50.978	301.490	236.077	1.051.603
8203400000	Pipe-cutters, bolt croppers,perforating punches, and similar tools	58.600	244.377	128.826	833.356
8204110000	Hand operated spanners and wrenchesnon - adjustable	255.337	1.069.611	1.405.642	3.577.489
8204120000	Hand operated spanners and wrenchesadjustable	202.411	944.714	628.831	2.720.179
8204200000	Interchangeable spanner sockets,with or without handles	180.721	571.515	547.362	1.922.821
8205100000	Drilling, threading or tapping tools	37.975	262.871	152.917	1.915.608
8205200000	Hammers and sledge hammers	372.269	1.750.415	455.604	2.116.038
8205300000	Planes, chisels, gouges andsimilar cutting	89.710	382.793	135.841	574.503
8205400000	Screwdrivers	132.749	663.470	346.466	1.519.778
8205511000	Flat irons	0	3.761	0	18.683
8205519000	Other household tools	11.222	38.120	58.936	249.290
8205590000	Other hand tools , oth than househlodtools	250.954	1.098.339	769.198	4.006.482
8205600000	Blow lamps	0	5.910	0	25.201
8205700000	Vices, clamps and the like	131.170	510.060	345.542	1.801.278
8205800000	Anvils; portable forges; hand-/pedal-op'ted grinding wheels with frameworks	23.975	140.498	65.594	472.365
8205900000	Sets of articles of two or moreof the foregoing subheadings	24.410	367.679	171.568	1.671.520
8206000000	Tools of two/more of the headings82.02to82.05 put up in sets for retail sale	126.966	892.016	733.345	4.320.292
8207130000	Rock drilling or earth boring toolswith working part of cermets	6.960	35.046	226.639	1.125.211
8207190000	Other rock drilling or earth boringtools, including parts	105.691	500.571	4.811.746	22.685.437
8207200000	Dies for drawing or extruding metal	13.399	209.890	1.011.593	5.730.359
8207300000	Tools for pressing, stampingor punching	64.495	325.393	2.323.781	9.351.547
8207400000	Tools for tapping or threading	11.215	60.695	522.366	2.356.317
8207500000	Tools for drilling,other than for rock drilling	103.020	385.600	895.800	3.798.503
8207600000	Tools for boring or broaching	6.520	36.165	282.490	1.537.708
8207700000	Tools for milling	10.558	43.745	461.844	1.664.939
8207800000	Tools for turning	22.487	90.622	395.237	2.350.132
8207900000	Other interchangeable tools	154.825	418.742	2.150.821	8.446.136
8208100000	Knives and cutting bladesfor metal working	35.158	102.333	599.332	2.191.598
8208200000	Knives and cutting bladesfor wood working	54.940	417.997	385.122	2.975.558
8208300000	Knives&cutting blades f kitchen app'es/for mach. used by the food industry	404	6.259	27.645	125.278
8208400000	Knives&cutting blades for agricultural, horticultural or forestry machines	2.136	10.385	13.547	107.946
8208900000	Other knives and cutting blades	156.451	1.168.555	1.437.820	8.482.117
8209000000	Plates, sticks, tipsand the like for tools,	26.797	186.610	695.454	3.970.698
8210000000	Hand-operated mechanicalappliances, weighing	70.223	405.138	66.870	483.531
8211100000	Knives with cutting blades,serratedor not and sets of assorted articles	1.389	27.674	6.035	70.350
8211910000	Table knives having fixed blades	9.922	47.638	66.817	272.207
8211925010	knives ,fix blades, handle of base metalfor agricultural, horticultural/forestry	1.493	2.092	617	5.253
8211925090	knives ,fix blades,handle oth than metalfor agricultural, horticultural/forestry	3.630	16.157	4.086	13.509
8211929010	Flick or spring knives; hunting,divingand scouts knives,penknives;blades>15 cm	430	13.580	300	25.581
8211929020	Other knives having fixed bladeswith handle of base metal	248	890	855	12.148
8211929090	Other knives having fixed bladeswith handle oth than base metal	12.503	28.487	41.636	196.236
8211932010	Knives,oth than fixed blades,with handlebase metal, for agricultural, forestry	128	6.929	823	16.283

https://www.bps.go.id

I.3. IMPOR MENURUT KOMODITI / *IMPORT BY HS COMMODITY*
***** MEI / *MAY 2010* *****

H S	Uraian Komoditi *Commodity Description*	Berat Bersih / *Net Weight* (Kg) Bulan ini *Current Month*	 Kumulatif *Cum.Jan. to date*	Nilai / *Value C.I.F* (US$) Bulan ini *Current Month*	 Kumulatif *Cum.Jan. to date*
8211932090	Knives,oth than fixed blades,handle oththan metal, for agricultural, forestry	11	182	228	1.704
8211939010	Knives having other than fixed bladeswith handle of base metal	1	402	5	529
8211939090	Knives having other than fixed blades,with handle oth than base metal	3.178	29.803	28.935	118.210
8211940000	Blades with handle of base metal	27.474	165.563	72.549	563.304
8211950000	Knives with handles of base metal	13.030	44.329	41.620	146.019
8212100000	Razors	36.081	94.187	102.183	536.481
8212201000	Safety razor bladeswith double-edged razor blades	54.498	400.100	1.114.600	7.917.330
8212209000	Other razors and razor blades	29.396	112.636	75.012	280.698
8212900000	Other parts of razors and razor blade	3.662	13.632	19.465	69.281
8213000000	Scissors, tailors' shearsand similar shears,	121.440	506.656	232.335	890.023
8214100000	Ppr knives,lttr openers,erasing knives,pencil sharpeners and blades therefor	132.617	400.987	199.714	759.222
8214200000	Manicure or pedicure setsand instruments	50.247	246.311	102.365	438.436
8214900000	Other articles of cutlery	31.729	238.311	78.069	310.705
8215100000	Spoons,forks,ladles,skimmer,cake serv.&fish knives sets of assorted articles	9.734	77.234	58.765	181.084
8215200000	Similar kitchen and tableware,other sets of assorted articles	136.515	457.934	161.228	607.446
8215990000	Other similar kitchen and tableware	383.467	1.391.716	684.589	2.399.377
8301100000	Padlocks	402.984	1.475.270	628.973	2.724.177
8301200000	Locks of a kind used f motor vehicles	142.086	703.049	1.592.387	7.648.756
8301300000	Locks of a kind used for furniture	431.007	1.944.883	544.954	2.330.819
8301400000	Other locks	681.824	3.196.991	1.737.836	6.747.512
8301500000	Clasps and frames with clasps,incorporating locks	13.555	80.538	186.012	874.382
8301600000	Parts of padlocks and lock	461.944	2.129.104	2.227.688	9.772.756
8301700000	Keys presented separately	12.263	45.427	43.478	149.370
8302100000	Hinges	1.217.517	5.193.453	1.764.351	7.045.777
8302200000	Castors	504.859	1.782.094	793.475	2.903.552
8302300000	Oth mountings, fittings and similararticles suitable for motor vehicles	351.654	1.621.477	2.390.588	10.229.477
8302413010	Hasps ; suitable for buildingsuitable for building	64.940	495.436	66.622	454.455
8302413090	Bolts, hooks, eyes and staplessuitable for building	91.153	305.937	148.945	416.172
8302419000	Other mountingsuitable for building	764.803	2.873.009	1.518.781	5.618.044
8302421000	Bolts and haspssuitable for furniture	100.584	246.441	143.139	351.892
8302429000	Other Mounting ; suitable for furniture	1.248.857	4.545.874	2.757.171	10.717.243
8302491000	Mounting of a kind suitable for saddlery	24.611	55.494	177.766	318.705
8302499000	Other mounting ; oth than of a kindsuitable for saddlery	245.677	1.325.386	476.794	2.593.041
8302500000	Hat-racks,hat-pegs, bracketsand similar fixtures	406.012	914.103	448.758	1.132.937
8302600000	Automatic door closers	61.366	333.766	202.605	1.187.899
8303000000	Armoured/reinforced safes,strong-boxesand doors and safe deposit lockers	283.982	1.462.697	405.142	2.478.831
8304001000	Filing cabinets or card-index cabinets	17.393	181.238	29.780	682.236
8304002000	Office or desk equipment of copper orof lead	20.195	36.224	22.861	93.088
8304009000	Other similar office or desk equipment	174.510	714.780	372.362	2.739.451
8305101000	Fittings for double loop wire bindersdouble loop wire binders	174.716	386.830	360.100	870.280
8305109000	Fittings for loose-leaf binders or filesoth than double loop wire binders	102.133	410.347	133.612	563.915
8305200000	Staples in strips	185.384	994.527	264.752	1.316.926
8305900000	Letter coners, paper clips, indexingtagsoffice articles	116.271	825.089	301.943	2.328.379
8306101000	Bells for cycles	6.084	22.538	24.171	58.838
8306102000	Bells, gongs and the like, of copper	0	737	0	1.198
8306109000	Bells, gongs and the like,oth than of copper	14.720	29.189	32.382	74.529
8306210000	Statuetes and other ornamenplated with precious metal	4	2.740	131	36.237
8306291000	Statuetes and other ornamen, of copperor lead	6.606	7.735	5.997	10.056
8306299000	Statuetes and other ornamen, of oth thancopper or lead	12.310	25.223	75.585	120.433
8306301000	Photograph, picture or similar frames;mirrors : of copper	0	318	0	7.488
8306309000	Photograph, picture or similar frames;mirrors : of oth than copper	10.590	130.681	21.151	365.726
8307100000	Flexible tubing of base metal, withor without fitting of iron or steel	91.537	399.339	659.527	3.110.368
8307900000	Flexible tubing of base metal, with orwithout fitting of other base metal	34.980	133.584	260.931	1.104.916
8308100000	Hooks,eyes&eyelet o base metal of a k.used f cloth,footwear,awnings&handbags	208.982	871.341	2.280.942	11.850.742
8308200000	Tubular/bifurcated rivets of bs metalof a kind used for clothing,footwear	31.165	119.262	307.821	1.007.607
8308901000	Beads of base metal	57.968	180.423	388.720	1.539.984
8308902000	Spangles of base metal	2.973	10.624	59.441	216.035
8308909000	Other clups and parts	513.111	2.239.738	2.712.213	11.112.269
8309100000	Crown corks of packing accessoriesof base metal	3	15.025	80	56.215
8309901000	Capsules for bottles of base metal	45	30.826	1.169	296.818
8309902000	Top ends of alum. cans of base metal	337.427	903.125	1.686.261	4.891.608
8309903000	Other caps for cans of base metal	125.462	770.376	388.401	2.328.317
8309904000	Bungs for metal drums; bung covers;seals;case corner protectors	6.871	92.651	78.110	914.964
8309905000	Oth packing accessories, of aluminium	60.303	200.161	508.412	1.947.207
8309909000	Oth packing accessories, of base metal	150.254	2.975.579	1.421.006	6.740.964
8310000000	Sign , name, address and similar plates,numbers, and oth symbols, of base metal	28.811	140.425	310.640	1.187.021
8311101000	Coated electrodes of base metal,for electric arc-welding : In rolls	714.831	1.688.418	1.188.114	2.567.467
8311109000	Coated electrodes of base metal,for electric arc-welding, In oth than rolls	2.349.524	14.754.644	3.184.063	23.361.014
8311201000	Cored wire of base metal, for electric arc-welding : In rolls	378.700	1.604.473	780.574	3.481.826
8311209000	Cored wire of base metal, for electric arc-welding : In oth than rolls	36.051	819.143	171.546	1.761.237
8311301000	Coated rods &core wire of base metalfor sold,braz/welding by flame in roll	251.756	2.117.721	1.144.359	4.744.784
8311309000	Coated rods & core wire, base metal,forsold,braz/weld by flame in oth than roll	224.938	1.890.799	957.389	7.009.580
8311900000	wire and rods, of agglomerated basemetal powder, used for metal spraying.	285.908	1.123.737	846.740	3.750.820
8401100000	Nuclear reactors	1	234	8	7.500
8401200000	Machin and app for isotopic separation,and parts thereof non-irradiated	0	21.624	0	154.243
8401300000	Fuel elements (cartridges),	0	2.662	0	25.219
8401400000	Parts of nuclear reactors	0	9	0	535
8402111000	Watertube boiler electric with a steamproduction exceeding 45 tons per hour	670.301	4.101.668	3.636.810	30.747.343

https://www.bps.go.id

I.3. IMPOR MENURUT KOMODITI / *IMPORT BY HS COMMODITY*
***** MEI / *MAY 2010* *****

H S	Uraian Komoditi *Commodity Description*	Berat Bersih / *Net Weight* (Kg) Bulan ini *Current Month*	 Kumulatif *Cum.Jan. to date*	Nilai / *Value C.I.F* (US$) Bulan ini *Current Month*	 Kumulatif *Cum.Jan. to date*
8402112000	Watertube boiler not electric with asteam production exceeding 45 tons/ hour	32.362	3.676.393	106.804	13.775.561
8402121100	Watertube boilers elect. with a steam15 tons <= steam prod.< 45tons/hours	1.174.513	2.888.233	3.379.858	7.885.338
8402121900	Watertube boilers electric with asteam prod < 15 tons /hours	177.282	861.943	176.200	4.114.292
8402122900	Watertube boilers not electric with a15 tons <= steam prod.< 45tons/hours	0	849.057	0	1.092.981
8402191100	Electric boilers with a steamprod.< 15 tons/hours	241.063	1.086.801	232.821	1.814.048
8402191900	Oth vapour elect generating boilers,inclhybrid boilers, steam prod<=15 ton/hours	147.444	278.300	161.272	584.218
8402192100	Oth not-elect generating boilers,inclhybrid boilers, steam prod >15 ton/hours	0	39.737	0	410.558
8402192900	Oth not-elect generating boilers,inclhybrid boilers, steam prod<=15 ton/hours	72.282	1.932.566	120.743	13.453.035
8402201000	Electric super heated water boilerselectrically operated	22.241	32.400	312.927	359.370
8402202000	Electric super heated water boilers not electrically operated	237.487	237.646	450.000	450.241
8402901000	Boiler bodies or shellsgenerating boilers	32.292	5.429.640	141.054	19.195.739
8402909000	Other parts of steam or other vapourgenerating boilers	894.109	8.222.029	4.972.687	44.933.672
8403100000	Boilers of central heating boilers otherthan those of heading 84.02.	14.211	172.876	67.192	315.631
8403901000	Boiler bodies or shells central heatingboilers oth than those of heading 84.02.	179	2.185	9.915	57.512
8403909000	Other part of central heating boilersoth than those of heading 84.02.	46.964	208.467	199.243	1.025.676
8404101010	Soot remover for use with boilers ofheading 84.02	0	81.960	0	677.121
8404101090	Oth auxiliary plant for use with boilersof heading 84.02	632.486	8.787.413	1.830.674	37.825.220
8404102000	Oth auxiliary plant for use with boilersof heading 84.03	7.339	13.280	104.738	175.442
8404200000	Condensers for steam orother vapour power units	15.095	3.382.266	224.272	23.757.523
8404901900	Part oth than boiler bodies or shellsof goods of subheading 8404.10.10 :	1.845	649.485	15.135	7.003.642
8404902100	Boiler bodies or shellsof goods of subheading 8404.10.20 :	2	2	90	90
8404902900	Part oth than boiler bodies or shellsof goods of subheading 8404.10.20 :	701	90.545	7.723	1.751.838
8404909000	Other parts of auxiliary machineryfor use with boilers	1.801.582	11.379.696	19.217.168	112.780.152
8405100000	Producer gas/water gas generators,withor without purifiers; acetylene gas	205.640	580.493	15.970.120	19.052.227
8405900000	Parts of producer gasor water generators	21.431	581.048	358.828	8.102.842
8406100000	Turbines for marine propulsion	42	3.751	56	39.757
8406810000	Turbines oth than marine propulsionof an output exceeding 40 MW	206.327	2.535.731	5.425.562	18.521.384
8406820000	Turbines oth than marine propulsionOf an output not exceeding 40 MW	3.432.987	6.124.398	15.673.949	37.892.658
8406900000	Parts of steam turbines and parts	962.500	9.174.856	31.749.209	222.508.444
8407100000	Spark-ignition rcprctg piston enginesfor aircraft	9.981	42.721	554.655	17.479.321
8407210000	Outboard motors, marine propulsion engines	88.656	430.964	2.223.142	14.769.371
8407291000	Spark-ignition rcprctg piston engn foroth marine prop egn, output =< 22.38kw	145.088	712.893	403.131	2.409.614
8407299000	Spark-ignition rcprctg piston engn foroth marine prop egn, output >750kw	0	94.128	0	1.242.798
8407310000	Reciprocating piston engine of vichileof chapter 87 ,capacity <=50 cc	0	13.209	0	10.367
8407320000	Reciprocating piston engine of vichileof chapter 87 ,50cc< capacity <=250 cc	76.255	1.131.623	182.239	5.181.554
8407330000	Reciprocating piston engine of vichileof chapter 87 ,250cc< capacity <=1000 cc	279	1.164	9.263	42.352
8407341000	Piston egine for pedestrian controlledtractors, cylinder capacity <= 1,100 cc	0	16.640	0	347.602
8407342000	Reciprocating piston engine of vichileof heading 87.01	0	333	0	1.032
8407343000	Spark ignition rcprctg piston engn of acyl.capa exc.1000 cc for vhc.of hd 87.11	1.839	9.064	41.500	220.900
8407349000	Piston engn of a capacity exc. 1000 ccoth.for tractors,vhc.of hd 87.11, 87,01	818.527	3.004.867	4.808.218	20.858.286
8407901000	Oth spark-ignition recipro pist engineof a power not exeeding 18.65 kw	597.930	2.143.635	1.299.500	6.552.687
8407902000	Oth spark-ignition recipro pist enginepower > 18.65 kw and <= 22.38	1.094	127.352	11.336	669.472
8407909000	Oth spark-ignition recipro pist engineof a power > 22.38kw (30hp)	89.918	405.492	545.202	1.289.509
8408104000	Comprss-igntn piston eng.for marinepropulsion of a power not exceed 750 kw	612.365	2.047.558	1.814.579	8.788.042
8408109000	Comprss-igntn piston eng.for marinepropulsion of a power exceeding 750 kw	134.716	1.712.568	3.216.006	42.463.060
8408201100	Comprss-igntn piston engines for vhcls8701.10, output <= 60 kw	2.213	8.713	1.137	5.012
8408201200	Comprss-igntn piston eng oth for vhcls8701.10, output <= 60kw,fully ass	465.601	1.771.840	2.251.085	4.623.657
8408201900	Comprss-igntn piston engines for vhclsoth 87,not fully assemble,output < 60kw	0	2.069	0	55.745
8408209100	Comprss-igntn piston engines for vhcls8701.10, oth output not exceed 60 kw	0	384	0	2.127
8408209200	Comprss-igntn piston eng oth for vhcls8701.10,oth.output <= 60kw,full ass	535.635	3.005.832	6.889.221	38.960.528
8408209900	Comprss-igntn pist engines oth for vhcl8701.10,oth.output <= 60kw,not fully ass	127.100	357.369	1.017.486	3.097.072
8408901010	Comprss-igntn piston engn for earth movemach. of an output not exc. 18,65 kw	0	1	0	218
8408901020	Comprss-igntn piston engn,railway loc/tramway vhc.of output not exc.18,65 kw	0	141	0	918
8408901090	Compr-ign piston engn oth for earth movemach,railway loc.output not exc.18,65kw	1.509.830	5.784.663	1.498.622	6.439.340
8408905010	Comprss-igntn piston engn for earth movemach. of an output exc. 100 kw	215.896	1.076.366	3.293.536	15.479.875
8408905020	Comprss-ign piston engn for railway loc/tramway vhc.of an output exc. 100 kw	0	15.025	0	629.542
8408905090	Compr-ign piston engn oth.for earth movemach,railway loc. an output exc. 100 kw	140.478	503.648	1.688.735	6.807.253
8408909100	Compr-ign piston eng for earth move machoth.an output>100kw, and <=18,65 kw	19.929	304.034	287.574	2.646.119
8408909900	Comp.ign.piston eng.oth,earth move machrail loc. oth output exc.100kw,not18,65	1.775.950	8.570.352	1.894.504	9.797.322
8409100000	Parts suitable for aircraft engines	899	2.784	23.762	592.525
8409911100	Carburettors & parts thereof for earthmoving machinery, spark-ignition	6.870	59.027	148.124	1.041.196
8409911200	Cylinder blocksfor earth mov machinery,spark-ignition	576	4.187	12.897	84.522
8409911300	Cylinder linersfor earth mov machinery,spark-ignition	587	10.693	15.971	88.088
8409911400	Heads and head coverfor earth machinery,spark-ignition	1.117	38.586	33.551	347.458
8409911500	Pistons for earth mov machinery,spark-ignition	14.041	99.871	344.635	1.647.376
8409911600	Piston rings,gudgeon pinsfor earth movemachinery, spark-ignition	2.729	42.449	102.150	824.723
8409911900	Oth parts suitable for earthmoving machinery, spark-ignition	4.674	62.264	201.912	663.024
8409912100	Carburettors&part thereof for vhcles of87.01, power =< 22.38 kw, spark-ignition	2.637	29.036	63.528	323.472
8409912200	Cylnder blocks for vehicle of head 87.01power =< 22.38 kw, spark-ign	5.162	21.564	45.383	274.853
8409912300	Cylnder liners for vehicle of head 87.01power =< 22.38 kw, spark-ign	550	9.833	14.865	33.343
8409912400	Heads and head cover for vhcls of 87.01power =< 22.38 kw, spark-ign	3.620	5.764	8.623	40.984
8409912500	Pistons for vehicles of 87.01,power =< 22.38 kw, spark-ign	3.544	40.740	66.558	302.206
8409912600	Piston rings & gudgeon pins for vhcls of87.01,power =< 22.38 kw, spark-ign	163	210	1.912	2.299
8409912900	Oths parts suitable for vehicles 8701,power =< 22.38 kw, spark-ignition	31.206	62.129	130.633	401.172
8409914100	Carburettors and parts thereoffor vehicles 87.11, spark-ignition	269.796	1.474.546	9.454.366	43.914.447
8409914200	Cylinder blocks, crank casesfor vhcls 87.11,spark-ignitio	126.621	656.204	1.227.041	5.263.556
8409914300	Cylinder linersfor vehicles 87.11,spark-ignition	299	2.521	1.213	63.325
8409914400	Heads and head coverfor vehicles 87.11,spark-ignition	134.575	750.041	5.335.317	26.846.914

www.bps.go.id

I.3. IMPOR MENURUT KOMODITI / *IMPORT BY HS COMMODITY*
***** MEI / *MAY 2010* *****

H S	Uraian Komoditi *Commodity Description*	Berat Bersih / *Net Weight* (Kg) Bulan ini *Current Month*	 Kumulatif *Cum.Jan. to date*	Nilai / *Value C.I.F* (US$) Bulan ini *Current Month*	 Kumulatif *Cum.Jan. to date*
8409914500	Pistons for vehicles 87.11,spark-ignitio	120.510	518.291	539.083	2.386.302
8409914600	Piston rings and gudgeon pins forfor vehicles 87.11,spark-ignition	13.164	85.027	532.551	2.862.395
8409914900	Oth parts suitable for vehiclesheading 87.11, spark-ignition	355.358	1.495.279	8.739.380	35.722.313
8409915100	Caburettors and parts thereof for othvehicles of chapter 87, spark-ignition	72.761	363.233	1.098.991	5.486.552
8409915200	Cylinder blocks, crank cases for othvehicles of chapter 87, spark-ignition	786.497	3.740.265	8.504.081	38.263.244
8409915300	Cylinder liners for othvehicles of chapter 87, spark-ignition	35.554	68.883	98.427	276.691
8409915400	Heads and head cover for othvehicles of chapter 87, spark-ignition	45.110	241.828	546.239	2.781.007
8409915500	Pistons for oth vehicles of chapter 87,spark-ignition	66.611	352.949	1.128.330	6.265.697
8409915600	Piston rings and gudgeon pins for othvehicles of chapter 87, spark-ignition	27.868	102.309	404.818	1.264.647
8409915900	Oth parts suitable for vehicles foroth vehicles 87, spark-ignition	493.134	2.647.250	8.396.989	39.991.072
8409916100	Cyl.block,crank case,marine propul eng,power<= 22.38kw for vssl of 89 spark-ign	0	809	0	908
8409916200	Piston for marine propuls eng, power<=22.38 kw for vssls of 89, spark-ign	22	1.240	7.406	8.213
8409916300	Oth.for vssls chapt.89,marine propl engof a power <= 22.38 kw, spark-ignition	2.961	79.567	25.612	185.414
8409916400	Cyl.block,crank cases,marine propls engpower>22.38kw for chapter 89,spark-ign	118	803	8.337	37.000
8409916500	Pistons for marine propuls eng.of power>22.38 kw for vssls of 89,spark-ign	1.028	18.538	35.261	332.646
8409916600	Oth.for chapt.89 for marine propuls eng,of a power>22.38 kw, spark-ignition	12.527	131.512	415.077	1.379.001
8409917100	Carburettors & parts thereof for othengines, spark-ignition	1.960	5.935	7.623	38.401
8409917200	Cylinder block for oth eng,spark-ign	50.876	237.483	85.909	715.052
8409917300	Cylinder liner for oth eng,spark-ign	19.339	133.484	116.966	787.903
8409917400	Heads and head cover for oth engines,spark-ignition	5.031	76.417	99.305	871.381
8409917500	Pistons for oth engines,spark-ignition	18.524	78.087	468.389	2.285.262
8409917600	Piston rings and gudgeon pins for othengines, spark-ignition	1.674	10.887	125.719	509.986
8409917900	Oth parts for oth engines,spark-ignition	144.158	977.778	1.702.135	10.191.962
8409991100	Carburettors & parts thereof for earthmoving machinery, comp-ignition	2.751	15.719	123.350	391.837
8409991200	Cylinder blocks for earth moving mach,comp-ignition	9.217	69.627	93.182	1.078.485
8409991300	Cylinder liners for earth moving mach,comp-ignition	1.271	32.477	24.795	167.481
8409991400	Heads and head cover for earth movingmachinery, comp-ignition	26.034	254.273	757.123	3.783.086
8409991500	Pistons for earth moving machinery,comp-ignition	21.005	141.933	241.131	1.081.140
8409991600	Piston ring & gudgeon pin for earth movemachinery, comp-ignition	5.803	99.255	138.406	753.904
8409991900	Oth parts suitable for earthmoving machinery, comp-ignition	75.229	339.285	596.372	3.009.376
8409992100	Carburettors&part thereof for vehiclesof 87.01 comp-ignition	12.022	32.729	10.188	34.061
8409992200	Cylndr blocks for vehicles of 87.01comp-ignition	54.188	159.071	45.210	150.284
8409992300	Cylndr liners for vehicles of 87.01comp-ignition	9.155	33.923	23.371	84.787
8409992400	Heads and head cover for vhcls of 87.01comp-ignition	6.223	29.136	45.604	202.155
8409992500	Pistons for vehicles of 87.01,comp-ignition	1.919	33.415	3.864	75.052
8409992600	Piston ring&gudgeon pin for vhcls of87.01 comp-ignition	0	968	0	7.619
8409992900	Oths parts suitable for vhcls 87.01,comp-ignition	50.000	157.704	60.287	196.657
8409994100	Caburettors and parts thereof for othvehicles of chapter 87, comp-ignition	132.436	554.748	1.561.561	7.797.577
8409994200	Cylinder blocks for oth vhcls of chapt87, comp-ignition	220.750	964.163	2.560.593	13.263.973
8409994300	Cylinder liners for oth vehicles ofchapter 87,comp-ignition	17.854	191.047	140.596	881.476
8409994400	Heads and head cover for vehicles ofchapter 87,comp-ignition	158.258	717.764	1.855.495	9.326.470
8409994500	Pistons for oth vehicles ofchapter 87,comp-ignition	70.385	333.342	848.212	3.372.466
8409994600	Pistons ring & gudgeon pins for vhcls ofchapter 87, comp-ignition	50.435	278.973	825.683	7.776.344
8409994900	Oth parts suitable for vehicles foroth vehicles 87, comp-ignition	602.009	2.797.425	7.465.671	38.794.319
8409995100	Cyl.block,crank case,marine propuls.eng,power<= 22.38kw for vssl of 89,comp-ign	446	830	6.011	17.919
8409995200	Piston for marine propul eng of power<=22.38 kw for vssls of 89,comp-ignition	0	1.637	0	4.305
8409995300	Oth.for vssls chapt.89,marine propul engof a power<= 22.38 kw, comp-ignition	10.986	22.798	39.038	90.388
8409995400	Cyl.block,crank cases,marine propuls engof power>22.38kw for vssl 89, comp-ign	3.255	4.118	43.055	88.265
8409995500	Pistons for marine propuls eng.of power> 22.38 kw for vssls of 89,comp-ign	294	2.337	4.571	10.801
8409995600	Oth.for vssls,chap89,marine propuls engof a power>22.38 kw, comp-ignition	4.693	30.918	59.238	531.447
8409996100	Carburettors & parts thereof for othengines, comp-ignition	7.774	21.076	165.505	331.659
8409996200	Cylinder blocks for oth engines,comp-ignition	4.333	77.250	44.242	938.216
8409996300	Cylinder liners for oth engines,comp-ignition	44.906	421.045	206.641	1.430.886
8409996400	Heads and head cover for oth engines,comp-ignition	26.718	145.249	173.148	2.849.157
8409996500	Pistons for oth engines, comp-ignition	28.717	137.195	237.032	1.614.943
8409996600	Piston rings and gudgeon pins for othengines, comp-ignition	1.940	56.680	11.763	493.879
8409996900	Oth parts for oth engines,comp-ignition	1.051.189	5.098.736	9.359.380	44.833.411
8410110000	Hydraulic turbine&water wheels of power<= 1,000 kw	19.433	269.224	45.385	1.961.183
8410120000	Hydraulic turbines and water wheels of apower>1,000 kw but not exceed 10,000 kv	0	151.155	0	1.333.120
8410130000	Hydraulic turbines and water wheels ofa power exceeding 10,000 kw	0	21.428	0	3.809.066
8410900000	Parts hydraulic turbines, water wheels,including regulators	15.004	409.483	1.104.094	3.573.124
8411110000	Turbo-jets of a thrust not exceed 25 kn	86	8.776	7.421	5.444.696
8411120000	Turbo-jets of a thrust exceeding 25 kn	1.845	24.154	5.157	5.463.394
8411210000	Turbo-propellers of a power not exceed1,100 kw	2.348	5.637	20.915	62.147
8411220000	Turbo-propellers of a power exceeding1,100 kw	0	8.845	0	934.667
8411810000	Oth gas turbines of a power not exceed5,000 kw	4.832	74.839	321.900	2.268.311
8411820000	Oth gas turbines of a power exceeding5,000 kw	101.752	281.685	13.108.484	32.598.642
8411910000	Parts of turbo-jets/turbo-propellers	2.418	5.015	868.149	3.042.644
8411990000	Oth parts of gas turbines	263.376	1.042.700	10.913.376	91.492.439
8412100000	Reaction engines oth than turbo-jets	781	781	46.885	46.885
8412210000	Hydraulic power engines and motorswith linear acting (cylinders)	100.190	595.929	1.803.632	6.655.934
8412290000	Oth hydraulic powerengines and motors	198.903	887.172	1.536.595	9.906.037
8412310000	Linear act (cylinders), for pneumaticpower engines and motors	11.561	27.436	330.773	1.004.791
8412390000	Oth linear acting (cylinders) forpneumatic power engines and motors	43.086	184.731	885.315	3.721.427
8412800000	Oth engines and motors	32.094	275.667	445.385	5.283.199
8412901000	Parts of reaction engines of subhead8412.10.00	5.966	13.103	32.013	75.435
8412909000	Oth parts of power engines & motors	705.834	1.360.297	30.929.202	42.434.064
8413110000	Pump fitted/design to a measu device fordispnsng fuel/lubric,used in fill stat	96.734	334.671	925.790	2.876.643

www.bps.go.id

I.3. IMPOR MENURUT KOMODITI / *IMPORT BY HS COMMODITY*
***** MEI / *MAY 2010* *****

H S	Uraian Komoditi *Commodity Description*	Berat Bersih / *Net Weight* (Kg) Bulan ini *Current Month*	 Kumulatif *Cum.Jan. to date*	Nilai / *Value C.I.F* (US$) Bulan ini *Current Month*	 Kumulatif *Cum.Jan. to date*
8413191000	Pumps fitted/designed to a measuringdevice electrically operated	340.366	994.765	2.421.542	13.490.580
8413192000	Pumps fitted/designed to a measuringdevice and not electrically operated	49.789	98.351	202.632	1.274.323
8413201000	Water pump for hand pump,oth than thoseof subheading 8413.11or 8413.19	13.325	126.570	130.936	342.522
8413209000	Oth hand pumps, oth than thoseof subheading 8413.11or 8413.19	45.327	527.984	164.939	3.580.200
8413301100	Fuel,lubric.,cool medium pump,earth movemach/motor vhcle, reciproc/rotary type	285.659	965.592	12.241.179	27.297.541
8413301900	Fuel,lubric.,cool medium pump,earth movemach/motor vhcl,not recipro/rotary typ	585.043	4.329.040	8.799.679	65.755.871
8413309100	Oth fuel,lubric,cool medium pumps,intercombust piston eng recipro/rotary type	115.421	677.166	2.165.792	9.056.349
8413309900	Oth fuel,lubric,cool medium pumps,intercombus piston eng oth recipro/rotary typ	140.564	898.058	2.979.245	14.109.853
8413401000	Concrete pumps, electrically operated	48	35.507	380	389.535
8413402000	Concrete pumps, not electric operated	12.813	22.938	18.968	80.484
8413501000	Oth reciprocating positivedisplacement pumps, electric operated	49.206	270.278	1.400.031	7.804.789
8413502000	Oth reciprocating positivedisplacement pumps,not electric operated	10.740	315.509	295.581	10.088.897
8413601000	Oth rotary positive displacement pumps, electrically operated	51.020	363.842	419.086	2.222.628
8413602000	Oth rotary positive displacement pumps, not electrically operated	33.540	145.879	319.164	1.397.899
8413701000	Single stage,water pump for belt driveror direct coupling	274.389	1.584.674	879.559	5.131.524
8413702200	Impulse-turbo water pumps of < 100 w&electrically operated for household use	75.604	103.594	450.943	769.287
8413702900	Impulse-turbo water pumps of a capacity>100w electric operated for household us	575.810	2.223.983	7.286.515	26.011.097
8413703000	Oth centrifugal pumps not electricallyoperated	131.098	686.264	499.193	2.811.187
8413811000	Oth pumps, electrically operated	591.699	4.099.888	7.497.149	49.767.470
8413812000	Oth pumps, not electrically operated	376.475	2.548.917	2.135.476	20.402.172
8413821000	Liquid elevators, electrically operated	189.778	1.373.759	995.847	6.632.990
8413822000	Liquid elevators,not electric operated	10.183	482.485	270.675	2.773.139
8413911000	Parts of pumps of subheading 8413.20.10	17.408	100.916	207.321	1.698.617
8413912000	Parts of pumps of subheading 8413.20.90	8.310	83.888	107.824	341.108
8413913000	Parts of pumps of subheading 8413.70.10	12.233	139.216	190.110	1.081.100
8413914000	Parts of pumps of oth centrifugal pumps	80.483	448.372	1.033.956	6.610.131
8413915000	Parts of oth pumps,electric operated	834.965	4.360.400	3.588.247	19.492.845
8413919000	Parts of oth pumps,not electric operated	100.829	694.146	1.985.154	9.918.141
8413921000	Part of liquid elevator,electric operate	322.964	2.317.851	461.093	3.880.018
8413922000	Part of liquid elevators, nonelectrically operated	21.798	26.158	59.989	151.331
8414101000	Electrically operated, vacuum pumps	121.137	606.370	1.205.116	6.730.663
8414102000	Not electrically operated, vacuum pumps	12.667	56.046	182.818	606.281
8414201000	Bicycle pump,hand/foot operated air pump	32.029	173.826	48.707	202.802
8414209000	Oth than bicycle pump,hand/foot operatedair pumps	91.524	251.705	187.406	1.067.371
8414301000	Compressor, capacity>21kw/hourhaving displace/revolution >220cc	548.480	2.695.913	2.121.724	18.365.086
8414309000	Compress,oth.capacity>21kw/hour,have displace/revolution > 220cc	2.062.660	12.135.111	7.532.167	54.069.972
8414400000	Air compressors mounted on a wheeledchasis for towing	515.389	2.167.582	1.753.306	15.475.386
8414511000	Table fans & box fan with a self contelectric motor of an output <= 125 w	5	6.484	530	66.398
8414519000	Oth than table fan box fan wth self contelectric motor of an output <= 125 w	6.599	95.161	76.024	746.010
8414591000	Oth fans of a capacity <= 125 kw	59.054	418.861	432.166	2.881.963
8414599000	Oth fans oth of a capacity <= 125 kw	31.056	632.193	515.525	7.673.945
8414601000	Hoods having a max horizontal side notexceeding 120 cm, fitted with a filter	55.309	216.693	222.183	858.339
8414609000	Hoods having a max horizontal side notexceed 120 cm,not fitted with a filter	42.371	219.596	255.754	1.955.562
8414801100	Hoods having a maximum horizontal sideexceeding 120 cm, fitted with filter	8.161	102.089	38.862	1.486.931
8414801200	Hoods having a maximum horizontal side>120cm,not fitt with filter for ind use	3.601	99.185	35.551	817.839
8414801900	Hoods have a max horizontal side>120cmnot fitt with filt oth than for ind use	6.409	40.630	11.384	169.284
8414803000	Free piston generators for gas turbines	29.669	130.869	656.411	2.434.917
8414804100	Gas compr modul for use in oil drill oththan those of subhd 841430 and 8414.40	89.576	223.401	5.195.531	13.162.953
8414804200	Oth than gas compres,capacity>21kw/hourdisplace/revolution > 220cc	13.252	136.008	185.161	1.805.722
8414804900	Oth than gas compres,oth capa>21kw/hourhave a displace/revolution > 220 cc	191.655	2.148.090	3.625.245	20.929.628
8414805100	Electrically operated, air pumps	62.605	307.672	525.477	2.246.707
8414805900	Not electrically operated, air pumps	2.984	104.010	81.400	358.215
8414809110	Electrically operated,blowers & the like	246.116	942.303	1.505.417	9.261.746
8414809190	Electrically operated, oth thanblowers & the like	450.392	925.616	11.689.333	16.098.276
8414809900	Oth air pumps, not electrically operated	20.919	93.205	275.866	846.398
8414901100	Parts of pumps/compressors,of electricoperated equipment	210.259	1.289.576	1.512.633	15.196.190
8414901200	Parts of electric operated equiment ofsub headings 8414.60/8414.80	18.793	170.543	210.264	2.995.751
8414901900	Oth parts of electrically operatedequipment	945.397	4.073.058	4.266.636	21.536.918
8414909100	Parts of non electric operated equip ofsubheading 8414.10, 8414.20/8414.40	6.395	34.858	41.915	142.195
8414909900	Oth parts of non electrically operatedequipment	304.091	847.431	1.295.232	5.711.352
8415100000	Air conditioning mach,windows/wall typesself-contained/'split system'	4.836.890	19.655.082	27.216.214	109.758.551
8415811100	Inc.refri,reversible heat pump,used inaircraft of an output <= 21.10 kw	42.923	156.411	84.538	370.184
8415811200	Inc.refri,reverse heat pump,used in aircraft ouput>21.10kw,air flow>67.96m3/min	5.220	14.158	29.584	172.839
8415811900	Inc.refri,reverse heat pump,used in aircraft oth.of output >21,10kw/not	2.249	28.380	131.260	326.053
8415813000	Inc.refri.reverse heat pump of road invehicles oth those of subhd 8415,20	0	3.039	0	22.175
8415819100	Refri.revrse heat pump,oth.used aircrafrail,road,output>21.10kw,airfl>67.96m3/m	0	16.656	0	111.677
8415819900	Refri.revrse heat pump,oth.used aircrafrail,road,output<21.10kw,airfl>67.96m3/m	49.710	179.541	272.097	1.002.000
8415821100	Oth,incorp a refrigerat unit of usedaircraft,output>21.10kw,airfl>67,96m3/m	0	31.324	0	123.050
8415821900	Oth,incorporat.a refri unit of used aircraft oth.output>21.10kw,airfl>67,96m3/m	2.913	12.249	10.969	80.911
8415822000	Oth,incorporating.a refrigerating unitof a kind used in railway rolling stock	0	3.840	0	314.385
8415823000	Oth,incorporat.a refri unit of a kinduse in road vhcle oth.those subhd8415.20	345	1.956	11.798	59.004
8415829000	Oth,incorporat.refri unit oth.of a kindused in aircraft,railway,road vehicles	45.631	565.218	412.495	4.285.060
8415831100	Not incorporat.a refri unit of used inaircraft,output>21.10kw,airflw>67.96m3/m	0	5.210	0	8.229
8415831900	Not inc. a refri unit,used in aircraftoth of output>21.10kw,airflow >67.96m3/m	1.442	5.181	29.579	73.651
8415833000	Not incorporat.a refri unit of a kindused in road vhcl oth.those subhd8415.20	0	45	0	2.051
8415839000	Not incorp a refri unit oth.of a kindused in aircraft,railway,road vehicles	187.933	1.002.411	1.250.320	6.985.376
8415901200	Chassis/cabinet,welded&painted,parts ofmachines of an output <= 21.10 kw	71.324	405.772	77.762	516.604
8415901900	Oth chassis/cabinet,welded&painted,partof machines of an output<= 21.10 kw	303.690	1.591.821	1.759.936	8.350.472

https://www.bps.go.id

I.3. IMPOR MENURUT KOMODITI / *IMPORT BY HS COMMODITY*
***** MEI / *MAY 2010* *****

H S	Uraian Komoditi *Commodity Description*	Berat Bersih / *Net Weight* (Kg) Bulan ini *Current Month*	 Kumulatif *Cum.Jan. to date*	Nilai / *Value C.I.F* (US$) Bulan ini *Current Month*	 Kumulatif *Cum.Jan. to date*
8415902100	Chassis/cabinet,welded&painted,parts ofmach.of output>21.10 kw,aiflow>67.96m3	0	93	0	540
8415902200	Oth chassis/cabnt,welded&paint,part ofmach.of output>21.10 kw,aiflow>67.96m3/	55.968	160.546	152.665	532.115
8415902300	Chass/cabinet,welded&paint,part of machof output>21.10 kw,oth aiflow>67.96m3/	32	4.232	966	13.884
8415902900	Oth.chass/cab,welded&paint,part of machof output>21.10kw,oth aiflow>67.96m3/	2.589	28.305	52.099	313.829
8415903190	Cab,weld/paint,part of mach output 26.38-52.75kw,airflow>67.96,oth use air/rail	1.669	96.575	16.597	749.329
8415903200	Oth cabinet,weld/paint,part of mach ofoutput 26.38-52.75kw,air flow>67.96	1.665	8.336	33.967	132.143
8415903390	Cab,weld/paint,part mach output 26.38-52.75kw,oth airflow>67.96,oth use air/rail	0	159	0	1.167
8415903900	Oth cab,weld/paint,part mach of output26.38-52.75kw,airflow>67.96,use air/rail	0	2.104	0	11.069
8415904200	Oth chas/cab,weld/paint,part of mach ofoutput > 52.75kw,air flow>67.96	70.368	421.520	1.229.212	6.865.525
8415904310	Chas/cab,weld/paint,part mach of output>52,75kw,oth airflow>67.96,use air/rail	0	1	0	192
8415904390	Chas/cab,weld/paint,part mach a output>52,75kw,oth airflow>67.96,use air/rail	101	10.232	4.906	152.638
8415904900	Chas/cab,weld/paint,part mach output>52,75kw,oth airflow>67.96,oth use air/rail	177.670	692.258	961.016	4.728.278
8416100000	Furnace burners for liquid fuel	3.772	39.902	170.491	524.749
8416200000	Oth furnace burner,includ combinationburners	310.292	1.074.702	1.207.583	3.791.094
8416300000	Mechanical stokers,including their mechgrate,mech ash discharg&similar app	528.893	699.749	1.168.055	1.771.033
8416900000	Parts of furnaces burners for liquid/solid/gas fuel, mechanical stokers	97.984	427.055	802.329	2.981.836
8417100000	Furnaces & ovens for the roast,melt/othheat treat,of ore,pyrite metal non-elect	1.619.989	3.925.926	5.346.408	12.233.419
8417200000	Bakery ovens,including biscuit oven,nonelectric	64.878	290.862	387.885	1.967.838
8417800010	Incinerators, non-electric	20.021	26.985	297.911	342.138
8417800090	Oth than incinerators, non-electric	147.474	2.213.458	671.938	8.532.656
8417900000	Part furnaces & ovens for the roasting,melting non-electric	244.714	3.343.151	1.679.294	23.287.915
8418101010	Household type, comb refrigrtr-freezecapacity < 230 l	315.764	1.294.981	1.448.912	5.634.860
8418101090	Household type, comb refrigrtr-freezecapacity > 230 l	248.758	1.249.670	1.211.205	6.183.066
8418109000	Comb refrigrtr-freeze fitted with seprtextrnl doors, oth than household type	30.100	736.527	115.276	2.768.855
8418210010	Refrigerator,household typ with comprestype of capacity not exceeding 230 l	88.091	480.050	313.382	1.678.654
8418210090	Refrigerator,household typ with comprestype of capacity > 230 l	70.335	445.242	374.765	2.332.191
8418290010	Refrigerator,household type oth thancompress type of capacity<=230 l	424	84.781	3.974	325.888
8418290090	Refrigerator,household type oth thancompres type of capacity > 230 l	538	16.435	2.739	89.867
8418300000	Freezer of the chest type, not exceed800 i capacity	323.968	1.357.549	1.108.424	4.504.997
8418400000	Freezer of the upright type, not exceed900 i capacity	456	12.555	4.656	84.716
8418501000	Refrigerating chambers, capacity > 200 l	290.263	607.020	1.073.161	2.665.206
8418509000	Refrigerating chambers not exceeding 200capacity	300.216	1.375.499	1.181.131	5.638.056
8418610000	Heat pump oth than ACmachinesof heading 84.15	3.035	6.433	19.032	59.339
8418691000	Beverage coolers	53.712	136.548	410.766	1.162.231
8418692000	Water chillers with a refrigeratingcapacity of 100,000 i/more	113.720	343.569	1.187.678	3.608.320
8418693000	Drinking water coolers	5.723	272.753	29.715	2.050.066
8418695000	Scale ice-maker units	9.633	55.502	85.089	407.451
8418699000	Oth refrigrt/freez equip,oth than heatpump oth than air condition mach hd84.15	5.241	550.051	41.905	4.273.030
8418911000	Part for good,sub 8418.(10,21,29,30,40),furniture to refri/freez	4.170	132.115	45.778	829.190
8418919000	Oth parts furniture designed to receiverefrigerat/freezing equipment	65.123	440.711	376.819	2.940.540
8418991000	Evaporators and condensers	356.708	1.540.651	1.330.578	5.498.863
8418992000	Cabinets and doors, welded/painted	329.036	1.638.284	474.172	2.513.423
8418994000	Aluminium rollbonds for sub 8418.10.10,8418.21, 8418.22 and 8418.29	64.567	328.496	298.980	1.612.331
8418999000	Oth part refrig & freezers equipmentelectric/oth	303.442	1.395.422	1.984.164	6.759.684
8419111000	Instant gas water heaters,for householdtype, non electric	32.050	132.937	374.980	1.533.340
8419119000	Instant gas water heaters for oth thanhousehold type, non electric	27.313	115.877	690.471	3.376.195
8419191000	Oth instant gas water heaters for household type,non electric	17.957	42.346	52.168	73.650
8419199000	Oth instant gas water heaters for oththan household type,non electric	19.432	1.978.158	177.157	17.534.297
8419200000	Medical,surgical/laboratory sterilisers	6.168	114.981	243.351	2.607.619
8419311010	Evaporators,dryers for agri products,electrically operated	7.369	20.920	50.432	80.437
8419311090	Oth.than evaporators,dryers for agriproducts, electrically operated	28.222	324.723	104.138	1.574.325
8419312010	Evaporators,dryers for agri products,non electrically operated	0	30.990	0	71.493
8419312090	Oth.than evaporators, dryers for agriproducts,non electrically operated	0	5.493	0	16.495
8419321000	For wood, paper pulp, paper/paperboard,electrically operated	7.037	114.297	462.243	1.147.335
8419322000	For wood, paper pulp, paper/paperboard,non electrically operated	0	25.399	0	106.203
8419391100	Machinery by a proces involving heatingfor the printed of electricall operated	13.535	21.325	1.015.962	1.433.780
8419391900	Oth machinery by a process involvingheating for the printed of elect oper	294.657	1.186.611	3.720.397	18.307.808
8419392000	Machinery by a proces involving heatingfor the printed of not electric operat	1.386	547.415	31.147	3.692.440
8419401000	Distilling/rectifying plantelectrically operated	56.931	159.057	853.368	2.225.709
8419402000	Distilling/rectifying plantnot electrically operated	0	9.129	0	148.543
8419501000	Cooling towers	225.470	3.122.358	1.082.103	13.844.466
8419502000	Condensers for air conditionersfor motor vehicles	80.557	447.531	1.714.196	8.686.396
8419503000	Oth condensers for air conditioners	63.829	454.641	338.376	5.368.505
8419504000	Oth condensers electrically operated	121.245	927.373	1.337.736	7.966.458
8419509000	Oth condensers not electricallyoperated	24.301	538.309	418.141	11.199.042
8419601000	Machinery for liquefying air/oth gaseselectrically operated	92.249	619.389	344.940	9.232.111
8419602000	Machinery for liquefying air/oth gasesnot electrically operated	22.526	41.162	727.000	792.500
8419811000	Oth.mach,plant & equip for making hotdrinks/for cook/heat food,elect operated	15.520	125.965	360.039	1.508.133
8419812000	Oth.mach,plant&equip for make hot drink/for cook/heat food,not elect operated	36.332	95.927	211.751	584.800
8419891100	Evaporators for air-conditioning machfor motor vehicles,electricall operated	53.637	353.401	1.014.573	5.653.871
8419891300	Machinery by a proces involving heatingelectr for the manuf of PCB/PWB's/PCA's	189	12.947	3.265	539.018
8419891900	Oth mach for making hot drinks/forcooking/heating food,electricall operate	350.111	1.554.513	6.026.568	25.502.051
8419892000	Oth mach for making hot drinks/forcooking/heating food,not electri operate	46.293	205.638	429.796	5.963.147
8419901200	Part mach for the treat.matrial by procinvolve heat,print circuit,wiring,elect	2.015	23.010	64.081	886.062
8419901900	Oth.part mach,the treat.matrial by procinvolve heat,print circuit,wiring,elect	260.188	1.674.898	10.198.879	23.642.195
8419902000	Part mach,plant/laboratory equipment,of non-electrically operated articles	39.388	368.932	520.236	5.798.816
8420101000	Apprts.for the app of dry film/liquidphoto resist,etc, calender/oth roll mach	8.166	29.202	41.401	350.050
8420102100	Roller-type ironing mach suitable fordomestic use	0	2.670	0	519.228

https://www.bps.go.id

I.3. IMPOR MENURUT KOMODITI / *IMPORT BY HS COMMODITY*
***** MEI / *MAY 2010* *****

H S	Uraian Komoditi *Commodity Description*	Berat Bersih / *Net Weight* (Kg) Bulan ini *Current Month*	 Kumulatif *Cum.Jan. to date*	Nilai / *Value C.I.F* (US$) Bulan ini *Current Month*	 Kumulatif *Cum.Jan. to date*
8420102900	Wringers suitable for domestic use	0	8.290	0	79.760
8420109000	Oth calendering/oth rolling machin	111.113	162.563	3.131.339	3.560.275
8420911000	Parts cylinders of apparatus for theappl of dry film,liquid photo resis,etc	955	3.584	8.388	31.996
8420912000	Parts cylinders for ironing machinesor wringers suitable for domestic use	0	1	0	695
8420919000	Oth parts cylinders for calenderingor oth rolling machines	1.176	65.633	17.367	515.540
8420991000	Oth parts of apparatus for the applicof dry film,liquid photo resist,etc	268	7.713	6.338	579.036
8420999000	Oth parts for calendering/othrolling machines	12.870	53.278	96.306	395.278
8421110000	Centrifuges,including centrifugaldryers for cream separators	1.595	12.246	14.182	151.934
8421120010	Clothes-dryers, of capacity notexceeding 30 i	908	7.559	3.168	40.873
8421120020	Clothes-dryers, of capacityexceeding 30 i	70	367	579	2.629
8421191000	Centrifuges,including centrifugaldryers for sugar manufacture	51.826	144.566	1.094.133	2.943.061
8421199000	Oth centrifuges,including centrifugaldryers	87.084	430.829	1.289.153	5.008.802
8421211100	Filtering machin & appar water elctricfor domestic use of a cap <= 500 l/h	58.625	255.724	434.421	1.858.560
8421211900	Oth filter machin& appar water electricof a capacity <= 500 l/h	317.192	1.490.481	2.046.791	13.127.092
8421212100	Filtering machin & apparat water electrfor domestic use of a capacity > 500 l/h	3.590	43.992	35.060	258.270
8421212900	Oth filter machin& appar water electricof a capacity > 500 l/h	140.465	842.146	1.433.650	10.266.328
8421221000	For filter/purify beverages oth thanwater of a capacity <= 500 l/hr	93	4.700	2.517	206.417
8421222000	For filter/purify beverages oth thanwater of a capacity >500 l/hr	3.868	141.976	47.474	1.724.729
8421231100	Oil filters for earth moving machineryinternal cobustion egines	69.400	651.633	1.237.184	6.659.715
8421231900	Oth oil filters for earth movingmachinery internal cobustion egines	37.814	245.217	604.271	3.092.140
8421232100	Oil filters for motor vehiclesof chapter 87	103.853	424.858	960.858	4.175.568
8421232900	Oth oil filters for motor vehiclesof chapter 87	59.518	249.007	765.638	3.391.086
8421239100	Oil filters for oth earth movingmachin and motor vehicles of chapter 87	57.025	234.406	541.559	2.353.132
8421239900	Oth oil filters for oth earth movingmachin & motor vehicles of chapter 87	127.597	559.880	1.296.125	5.032.150
8421291000	Filtering/purifying machin & appar formedical/laboratory use	6.897	24.640	226.190	787.856
8421292000	Filter/purify mach&apparatus for liquidof a kind used for sugar manufacture	913	30.286	15.888	304.352
8421293000	Filter/purify mach&apparatus for liquidof a kind used in oil drill operations	15.933	114.604	187.786	1.831.226
8421294000	Filter/purify mach&apparatus for liquid,petrol filters	4.090	30.107	152.914	477.296
8421295000	Filter/purify mach&apparatus for liquidoil filter oth than those subhd 8421.23	27.491	123.313	228.461	1.279.191
8421299000	Oth filtering machinery & apparatusfor liquids not electrically operated	146.837	935.168	1.994.172	22.129.201
8421311000	Intake air filters for inter combustionengines for earth moving machinery	45.215	134.611	467.289	1.397.351
8421312000	Intake air filters for inter combustionengines for motor vehicles of chap 87	65.939	360.033	771.662	4.150.604
8421319000	Oth intake air filters for internalcombustion engines	129.443	656.120	1.213.316	5.967.108
8421391000	Laminar flow units oth than intake airfilter for internal cobustion egines	8.231	102.771	119.961	2.149.020
8421399000	Oth.laminar flow units oth intake airfilter for internal cobustion egines	445.113	2.420.970	7.156.957	33.711.540
8421911000	Parts of goods of subheading 8421.12,of centrifuges,includ centrifugal dryers	1.213	9.676	6.270	59.965
8421912000	Parts of goods of subheading 8421.19.10of centrifuges,includ centrifugal dryers	559	8.349	2.003	219.493
8421919000	Parts of subhd 8421.11.00/8421.19.90of centrifuges,includ centrifugal dryers	7.955	53.995	190.800	799.262
8421992000	Parts filter cartridges of filter,subhd8421.23	19.278	184.045	323.953	2.250.027
8421993000	Parts of goods of subheading 8421.31	27.072	458.899	555.130	3.508.914
8421999100	Oth parts of goods of subheading8421.29.20	10.672	24.330	47.369	189.395
8421999200	Oth parts of goods of subheading8421.21.11/8421.21.21	57.929	537.642	410.407	1.767.453
8421999300	Oth part of subhd 8421.31,8421.23.11,8421.23.19,8421.23.91/8421.23.99	20.529	174.109	479.948	5.526.122
8421999900	Oth parts of sentrifugal, includingcentrifugal dryers	168.563	1.084.197	2.306.396	13.739.558
8422111000	Dish washing machin of the household type,electrically operated	1.467	8.761	10.650	60.705
8422112000	Dish washing machin of the household typenot electrically operated	0	479	0	507
8422190000	Dish washing machines of the othhousehold type	7.071	77.966	310.275	1.437.134
8422200000	Machinery for cleaning/drying bottlesoth containers	8.379	132.104	168.392	4.203.269
8422300000	Machinery for filling,closing, sealing,or labelling bottles, cans, boxes,etc	203.975	952.020	5.569.042	40.290.744
8422400000	Oth packing/wrapping machinery(including heat-shrink wrapping mach)	231.344	1.338.774	8.076.813	64.851.872
8422901000	Parts of goods of subheading 8422.11	52	58.666	11.695	970.481
8422909000	Part goods of subhd 8422 of oth thansubheading 8422.11	45.550	262.428	4.159.792	15.070.748
8423101000	Personal weighing machin,including baby&household scales,electrically operated	778	17.810	3.061	77.766
8423102000	Personal weighing machin,including baby& household scales,not electric operate	16.992	424.629	36.728	604.679
8423201000	Scales for continuous weighing of goodson conveyors, electrically operated	3.414	43.509	93.975	1.104.531
8423202000	Scales for continuous weighing of goodson conveyors, not electrically operated	0	3.422	0	161.789
8423301000	Constan weight scales,predetemin weightscales & hopper scales,electric operat	7.373	60.108	59.900	1.877.222
8423302000	Constan weight scales,predetemin weightscales&hopper scales,not electr operat	35	3.428	435	17.014
8423811000	Oth weighing machinery,max capacity<=30 kg, electrically operated	11.722	99.308	162.173	1.513.083
8423812000	Oth weighing machinery,max capacity<=30 kg, not electrically operated	56.929	305.726	313.617	933.564
8423821100	Oth.weigh mach,having a maximum weighngcapacity <= 1 000kg,electric operated	5.229	33.196	15.898	185.969
8423821900	Oth.weigh mach,oth.having a max weighngcapacity <= 1 000kg,electric operated	3.871	19.009	178.159	276.966
8423822100	Oth.weigh mach,having a maximum weighngcapacity <= 1 000kg, not electric	7.603	30.874	14.376	105.390
8423822900	Oth.weigh mach,oth.having a max weighngcapacity <= 1 000kg, not electric	30.052	80.877	59.706	339.433
8423891000	Oth weigh mach,oth.capacity exceed 30kgor not but not exceeding 5 000kg, elect	67.014	250.907	197.834	1.243.190
8423892000	Oth weighing mach,oth.capacity > 30kgand <= 5,000 kg,not elect	27.787	97.314	64.785	400.334
8423901000	Weighing machine weights	4.674	32.544	191.087	427.330
8423902100	Weighing machin weights,not electricalloperated	24.118	173.410	387.905	4.500.328
8423902900	Parts of weighing machinery,electrically electrically operated	23.709	46.847	239.965	694.130
8424109000	Fire extinguishers,whether/not chargedfor oth aircraft use	45.072	373.198	271.151	3.024.102
8424201100	Spray guns & similar appliances foragricult/horticultural,electric operat	11.495	11.497	20.231	20.260
8424201900	Spray guns&similar appliances for othagricult/horticultural,electric operat	2.256	11.034	19.259	249.170
8424202900	Spray guns&similar appliances for othagricultural/horticultural,not electric	1.424	6.720	40.969	141.367
8424301000	Steam/sand blasting machines,electrically operated	149.193	742.310	1.305.701	5.194.254
8424302000	Steam/sand blasting machines,not electrically operated	8.041	27.729	109.371	537.046
8424811000	Oth.mech appliances for agricultural/hortikultural, drip irrigation systems	3.079	24.414	27.983	419.731
8424812000	Oth.mech appliances for agricultural/horti,oth drip irrigation systems,elect	16.814	82.041	151.678	418.349
8424813000	Oth.mech appliances for agricultural/horti,hand-operated insecticide sprayers	25.095	192.202	164.032	944.626

https://jambi.bps.go.id

I.3. IMPOR MENURUT KOMODITI / *IMPORT BY HS COMMODITY*
***** MEI / *MAY 2010* *****

H S	Uraian Komoditi *Commodity Description*	Berat Bersih / *Net Weight* (Kg) Bulan ini *Current Month*	 Kumulatif *Cum.Jan. to date*	Nilai / *Value C.I.F* (US$) Bulan ini *Current Month*	 Kumulatif *Cum.Jan. to date*
8424814000	Oth.mech appliances for agricultural/hortikultural, not electically operated	47.918	112.928	143.489	433.983
8424891000	Hand operated household sprayers ofcapacity not exceeding 3 l	26.235	100.172	58.997	226.461
8424892000	Oth appliances oth. agri/horticultural,spray heads with dip tubes	31.556	168.286	164.563	1.171.712
8424894000	Wet processing equipment,by projecting,dispersing/spraying of chemical,etc	422	72.670	6.071	554.833
8424895000	Oth appliance for projecting,dispersing/spraying liquids/powders/fire,electric	71.010	303.864	265.721	2.158.812
8424899000	Oth appliance for projecting,dispersing/spray liquid/powders/fire,not electric	109.766	351.391	488.524	2.356.914
8424901100	Parts of fire extinguisher,electricallyoperated	34.537	123.909	294.037	1.056.616
8424901900	Parts of fire extinguisher, not electricoperated	52.168	478.178	300.993	2.822.893
8424902100	Parts of spray guns, of good of subhead8424.20.11,electrically operated	10.991	14.324	19.208	24.735
8424902300	Parts of spray gun,oth of good of subhd8424.20.11,electrically operated	11.775	27.856	90.088	283.948
8424902400	Parts of spray gun, of goods of subhead8424.20.11,not electrically operated	0	6.366	0	22.134
8424902900	Oth parts of spray guns and similarappliances	28.113	79.713	476.266	1.401.546
8424903100	Parts of steam/sand blasting mach &similar jet projecting mach,electric	3.933	47.561	39.511	393.914
8424903200	Parts of steam/sand blasting mach &similar jet projecting mach,non electric	2.308	37.306	58.382	216.499
8424909100	Parts of oth appliance of subhead8424.81.10/8424.81.20	0	905	0	12.153
8424909200	Parts of oth appliance of subhead8424.81.30/8424.81.40	1.807	14.882	7.363	112.536
8424909900	Oth mechanical appliances(whether/nothand operated)	61.585	282.250	1.226.803	4.316.256
8425110000	Pulley tackle & hoists oth than skipfor raising vehicles, by electric motor	255.338	887.280	1.618.599	7.299.856
8425190000	Pulley tackle & hoists oth than skipfor raising vhcles,oth by electric motor	102.167	683.425	341.308	2.737.999
8425310000	Oth winches; capstans,poweredby electric motor	21.383	397.537	74.889	1.909.808
8425390000	Oth winches;capstans,oth than poweredby oth electric motor	361.779	1.771.738	4.755.641	18.662.968
8425410000	Jacks hoists of built in jacking systemof a type used in garages	49.454	244.036	96.908	587.936
8425421000	Jacks used in tipping mechanism forlorries	38.942	172.150	113.163	499.158
8425429000	Oth jacks and hoists, hydraulic	430.821	2.657.620	1.332.013	7.008.938
8425491000	Oth jacks;hoists of a kind used forraising vehicles, electrically operated	88.186	236.562	122.038	1.254.923
8425492000	Oth jacks;hoists of a kind used forraising vehicles, not electric operated	73.866	466.631	163.560	1.023.496
8426110000	Overhead traveling cranes on fixedsupport	41.715	536.677	232.304	3.153.285
8426120000	Mobile lifting frames on tyres andstraddle carries	93.848	1.208.444	1.099.778	5.502.130
8426191000	Bridge cranes and gantry cranes	701.399	3.390.654	2.600.385	20.835.476
8426199000	Oth bridge cranes and gantry cranes	659.562	8.020.857	1.051.698	37.365.693
8426200000	Tower cranes	179.438	2.074.677	556.755	5.268.614
8426300000	Portal/pedestal jib cranes	184	152.895	5.628	719.847
8426410000	Oth machinery,self propelled,on tyres	118.827	558.927	996.940	3.533.266
8426490000	Oth machinery,self propelled,oth thanon tyres	134.884	1.330.236	188.586	7.615.338
8426910000	Oth derricks machin designed formounting on road vehicles	96.486	459.414	217.271	1.361.776
8426990000	Oth derricks mach oth designed formounting on road vehicles	13.758	352.644	206.357	2.941.742
8427100000	Self-propelled trucks powered by anelectric motor	266.413	1.367.027	1.701.453	7.481.894
8427200000	Oth self-propelled trucks	1.211.482	5.899.155	5.518.517	27.919.180
8427900000	Oth trucks	331.580	1.382.268	1.417.850	5.721.435
8428101000	Passenger lifts	615.993	3.238.763	1.988.090	12.403.724
8428102100	Oth lifts of a kind used in buildings	253	75.549	1.079	150.113
8428102900	Oth lifts oth than of a kind used inbuildings	1.064.307	2.146.569	11.457.654	16.958.025
8428109000	Skip hoists	20.327	43.836	12.922	151.893
8428201000	Pneumatic elevators and conveyorsfor agricultural use	13	13.629	565	75.606
8428202000	Automated machines for the transport,handling & storage of PCB/PWBs/PCAs	1.776	58.083	90.672	235.712
8428209000	Oth pneumatic elevators & conveyors	43.865	565.829	1.693.259	8.131.610
8428310000	Oth continuous act elevators &conveyorsspecially designed for underground use	4.207	34.509	53.919	225.972
8428321000	Oth continuous act elevators &conveyorsof bucket type,used for agri type	3.950	278.993	8.285	1.703.871
8428329000	Oth continuous act elevators &conveyorsof bucket type,oth used for agri type	118.071	1.569.976	544.678	12.000.629
8428331000	Oth continuous act elevators &conveyorsof belt type, of agricultural type	76.065	197.105	317.000	1.435.417
8428332000	Automated mach for the transport,hand& storage of PCB/PWBs,belt type	6.993	13.254	29.861	335.467
8428339000	Oth continuous act elevators &conveyors,oth of belt type	109.368	577.376	1.072.805	5.567.436
8428391000	Pneumatic elevators and conveyorsof agricultural type	223.213	408.229	1.066.600	1.905.204
8428393000	Oth automated machin for transport,hand & storage of PCB/PWBs/PCAs	0	38	0	222
8428399000	Oth continuous-action elevators &conveyors, for goods/materials	338.292	1.942.614	5.724.707	19.634.125
8428400000	Escalators and moving walkways	167.797	1.285.218	389.797	3.125.156
8428600000	Teleferics, chair-lifts, ski-draglines;traction mechanisms for funiculars	20	4.820	1.163	225.315
8428902000	Oth lifting,handling, loading/unloadingmach,hand&storage of PCB/PWBs/PCAs	0	95.653	0	697.463
8428909000	Oth mach,oth than lift,handl,load/unloadmach,hand&storage of PCB/PWBs/PCAs	285.514	1.635.624	3.793.922	29.699.862
8429110000	Track laying, bulldozers and angledozers	1.243.388	5.592.648	7.917.553	40.780.004
8429190000	Bulldozer & angledozers oth track laying	251.239	3.266.337	527.890	24.464.454
8429200000	Graders and levellers	808.864	5.308.728	6.458.870	39.348.688
8429300000	Scrapers	1.432	85.748	7.306	154.807
8429401000	Road rollers	499.473	986.705	1.352.063	2.955.935
8429403000	Tamping machines	202.262	1.140.867	849.834	6.608.219
8429510000	Front-end shovel loaders,mechanicalexcavators and shovelloaders	1.880.613	6.470.761	10.693.622	34.307.684
8429520000	Mach with a 360,revolving super struct,mech shovels,excavators and shove loader	12.912.342	51.345.221	61.657.460	245.659.812
8429590000	Mech shovels,excavators & shove loaderoth front-end shovel, mach. with a 360	453.187	2.810.741	2.159.075	16.889.111
8430100000	Pile-drivers and pile-extractors	297.699	2.389.463	249.856	7.521.467
8430200000	Snow-ploughs and snow-blowers	0	1.585	0	9.144
8430310000	Coal/rock cutters and tunnelingmachinery, self-propelled	1.852	350.974	19.886	4.047.947
8430390000	Coal/rock cutters and tunnelingmachinery,oth than self-propelled	11.413	141.320	110.620	693.677
8430410000	Oth boring/sinking machineryself-propelled	230.654	2.184.966	3.459.270	25.446.514
8430491000	Wellhead platforms & integrated producmodules for use in drilling production	10.487	204.463	97.700	3.336.025
8430499000	Oth wellhead platforms & integrat prodmodules for use in drilling production	35.799	1.307.740	326.948	8.564.571
8430500000	Oth moving,grading,levelling,scrapingmachinery, self-propelled	4.357	162.891	52.846	1.772.020
8430610000	Tamping/compacting machinery,not self-propelled	60.510	95.026	298.205	438.047
8430690000	Oth machinery of hedaing 84.30, notself-propelled	77.816	306.185	208.870	1.570.072

https://www.bps.go.id

I.3. IMPOR MENURUT KOMODITI / *IMPORT BY HS COMMODITY*
***** MEI / *MAY 2010* *****

H S	Uraian Komoditi *Commodity Description*	Berat Bersih / *Net Weight* (Kg) Bulan ini *Current Month*	 Kumulatif *Cum.Jan. to date*	Nilai / *Value C.I.F* (US$) Bulan ini *Current Month*	 Kumulatif *Cum.Jan. to date*
8431101300	Parts suitable for of goods of subhead8425.19,8425.39or8425.49,electri operat	57.347	88.420	125.284	341.501
8431101900	Oth parts suitable for of goods ofheading 84.25,electrically operated	1.759	142.608	26.817	1.222.688
8431102200	Part suitable for goods of sub 8425.11,842520,8425.31,8425.41,8425.42,not elec	107.926	442.088	478.228	1.849.471
8431102900	Oth parts suitable for of goods ofheading 84.25,not electrically operated	46.288	165.210	140.024	477.715
8431200000	Parts suitable for goods of head 84.27	108.636	540.311	702.347	3.401.227
8431311000	Parts of goods of shd 8428.10.(21,29),8428.10.90,of lift skip hoist/escalators	120.418	1.454.509	321.697	3.189.971
8431312000	Parts of goods of shd 8428.10.10),8428.40.00,of lift skip hoist/escalators	68.817	540.271	367.455	1.847.737
8431391000	Part suitable for goods sub 8428.20.10,8428.32.10, 8428.33.10/8428.39.10	23.895	89.765	227.077	713.170
8431392000	Parts suitable for goods of subheading8428.90	594	42.854	35.907	315.695
8431394000	Part of auto mach. for trnsport/storageof PCB/PWBs/PCAs	3.890	19.809	35.922	231.563
8431399010	Part of oth lift,handl/load mach,telph/conveyor	368.783	1.226.266	2.914.055	11.245.577
8431399090	Oth parts of machinery of head 84.25	152.237	1.194.733	1.825.825	11.621.801
8431410000	Buckets, shovels, grabs and grips,ofmach of head 84.26, 84.29/84.30	359.864	1.560.192	2.292.808	9.780.853
8431420000	Bulldozer/angledozer blades of machof heading 84.26, 84.29/84.30	246.746	1.614.673	804.359	4.826.670
8431430000	Parts of boring/sinking mach of subhead8430.41/8430.49	1.067.403	7.858.649	28.484.026	123.369.376
8431491000	Parts of machinery of heading 84.26	183.241	556.761	1.558.641	6.191.407
8431492000	Cutting edges/end bits forscrapers,graders/levellers	1.046.608	4.618.555	2.515.800	11.174.079
8431493000	Parts of road rollers	225.895	510.327	686.800	2.513.378
8431499000	Oth parts of machinery of heading84.26, 84.29/84.30	4.786.123	25.540.633	29.634.223	155.527.844
8432100000	Ploughs	12.984	21.554	24.170	79.859
8432210000	Disc harrows	1.171	1.889	14.391	25.520
8432290000	Scarifiers, cultivators, weeders, hoesand oths harrows	2.007	26.291	23.711	178.541
8432300000	Seeders, planters and transplanters	1.564	5.469	16.335	46.394
8432400000	Manure spreaders & fertiliser distributo	3.039	27.095	22.551	170.606
8432801000	Oth machinery for soil preparation/cultivation;of agricult/horticultur typ	1.138	59.279	7.348	751.647
8432802000	Lawn/sports-ground rollers	496	3.027	9.340	32.589
8432809000	Oth machinery for soil preparation/cultivation	176	71.002	1.200	614.498
8432901000	Parts of machinery of subheading8432.80.90	3.167	16.785	25.199	113.242
8432902000	Parts of lawn/sport-ground rollers	0	401	0	5.394
8432909000	Parts oth machinery for soilpreparation/cultivation	1.075	140.110	6.829	855.937
8433110000	Mowers for lawns,parks/sports-groundswith the cutting device rotate horizont	73.269	314.660	350.172	1.329.261
8433191000	Mowers for lawns,parks/sports-groundsmanually operated	120	149	948	1.113
8433199000	Oth mowers for lawns, parks/sportgrounds,oth than manually operated	55.550	406.737	241.137	1.437.533
8433200000	Oth mowers,including cutter bars fortractor mounting	51.072	175.250	407.296	1.273.601
8433300000	Oth haymaking machinery	0	17.148	0	260.160
8433400000	Straw/fodder baler,including pick-up	0	17.750	0	135.000
8433510000	Combined harvester-threshers macinery	793	2.729	3.560	22.221
8433520000	Oth threshing machinery	0	17.740	0	68.818
8433591000	Cotton pickers and cotton gins	43	85	766	1.595
8433599000	Oth cotton pickers and cotton gins	0	31.963	0	479.396
8433601000	Machin for cleaning,sorting/grading eggfruit/oth agricultur prod,electric	4.662	7.120	200.870	226.587
8433602000	Machin for cleaning,sorting/grading eggfruit/oth agricultur prod,not electric	0	2.719	0	7.100
8433901000	Part mach:castor,of diameter(inc yres)>100mm,<= 250mm,width wheel =30mm	0	3.826	0	25.358
8433902000	Parts mach:castor,oth of goods of subhd8433.11/8433.19.90	6.958	30.977	32.488	109.208
8433903000	Parts mach:castor,oth of goods of subhd8433.19.10	0	39	0	1.008
8433909000	Parts mach: oth castors	23.357	62.570	328.764	521.725
8434101000	Milking machines, electricallyoperated	0	233	0	1.469
8434201000	Dairy machinery, electrically operated	53.537	75.022	1.909.574	4.717.005
8434901000	Parts of milking & dairy mach.of electoperated machines	13.216	97.191	590.906	1.779.170
8434902000	Parts of milk & dairy mach of non electoperated machines	843	20.692	13.666	743.298
8435101000	Presses,crushers & manufacture of wine,cider,fruit juices,electric operated	74.990	168.363	546.081	1.612.469
8435102000	Presses,crushers & manufacture of wine,cider,fruit juices,not electri operated	5.502	30.571	10.884	57.360
8435901000	Parts of presses,crushers & manufactureof wine,cider,fruit juices,electr opera	11.762	43.858	86.301	370.625
8435902000	Parts of presses,crushers & manufactureof wine,cider,fruit juices,not electric	23.560	33.234	43.090	65.120
8436101000	Machinery for preparing animal feedingstuffs, electrically operated	218.472	346.733	647.370	2.149.618
8436102000	Machinery for preparing animal feedingstuffs, not electrically operated	8.546	9.712	11.108	22.510
8436211000	Poultry incubators & brooders,electrically operated	1.165	46.879	7.615	450.934
8436212000	Poultry incubators & brooders,not electrically operated	0	6.310	0	82.125
8436291000	Oth poultry-keeping machinery,electrically operated	45.689	310.319	448.873	1.853.382
8436292000	Oth poultry-keeping machinery,not electrically operated	23.798	143.025	138.669	951.633
8436801100	Germination plant mach, agriculturalor horticultural type,electric operated	110.459	233.449	346.685	906.742
8436801900	Oth germination plant machineryelectric operated	200.836	258.584	304.052	727.864
8436802100	Germination plant machin, agriculturalor horticultural type,not electric	0	17.981	0	48.958
8436802900	Oth germination plant machinery, notelectric operated	51	12.615	11.920	57.062
8436911000	Parts of poultry-keeping machinery/poultry,incubator & brooders,electric	29.173	169.705	216.072	1.076.087
8436912000	Parts of poultry-keeping machinery/poultry,incubator&brooders,not electric	22.579	36.924	38.688	143.240
8436991100	Parts oth of poultry-keeping machin,agri & horti type,electric operated	4.575	86.005	5.643	47.709
8436991900	Parts oth of poultry-keeping machin,oth than agri&horti type,elect operated	41.023	222.919	379.206	2.178.250
8436992100	Parts oth of poultry-keeping machin,agri & horti type,not electric operated	2.392	7.038	76.017	137.718
8436992900	Parts oth of poultry-keeping machin,othhan agri&horti type,not elect operated	38.748	142.290	171.210	620.458
8437101000	Machinery for bread grains;winnowing &cleaning machin, electrically operated	0	135.918	0	794.165
8437103000	Mach for clean,sorting/grad seed,graintdried leguminous vegetables,oth, elect	119.534	346.993	1.396.331	4.164.494
8437104000	Mach for clean,sorting/grad seed,graintdried leguminous vegetable,oth,not elect	0	16.187	0	126.427
8437801000	Macinery for rice hullers & cone typerice mills,electrically operated	67.792	379.225	87.002	652.452
8437802000	Macinery for rice hullers & cone typerice mills,not electrically operated	45.765	210.999	55.610	265.636
8437803000	Macinery for industrial type coffeeand corn mills,electrically operated	7.650	9.105	36.478	43.419
8437804000	Macinery for industrial type coffee& corn mills,not electrically operat	45.203	134.219	63.648	169.838
8437805100	Polishing machines for rice,sifting andsieving,bran cleaner,electric operate	18.239	136.830	26.928	378.614

https://www.bps.go.id

I.3. IMPOR MENURUT KOMODITI / *IMPORT BY HS COMMODITY*
***** MEI / *MAY 2010* *****

H S	Uraian Komoditi *Commodity Description*	Berat Bersih / *Net Weight* (Kg) Bulan ini *Current Month*	 Kumulatif *Cum.Jan. to date*	Nilai / *Value C.I.F* (US$) Bulan ini *Current Month*	 Kumulatif *Cum.Jan. to date*
8437805900	Oth polishing mach for rice,sifting andsieving,bran cleaner,electric operate	73.836	299.603	89.022	570.380
8437806100	Polishing machines for rice,sifting andsieving,bran cleaner,not electric	66.313	251.133	80.708	306.678
8437806900	Oth polishing mach for rice,sifting andsieving,bran cleaner,not electric	36.984	126.646	72.259	231.134
8437901100	Parts of machin of subheading 8437.10,electrically operated	48.234	259.719	325.741	1.136.402
8437901900	Parts of machines oth than of subhead8437.10,electrically operated	74.725	361.017	82.381	629.578
8437902100	Parts of machines of subheading 8437.10,not electrically operated	591	27.004	15.019	54.859
8437902900	Oth parts of machines of subheading8437.10, not electrically operated	95.000	335.649	132.780	451.751
8438101000	Bakery mach,macaroni,spaghetti/similarproducts, electrically operated	277.536	1.500.560	4.634.348	30.628.248
8438102000	Bakery mach,macaroni,spaghetti/similarproducts, not electrically operated	1.997	13.731	4.191	410.048
8438201000	Mach for the manufac of confectionary,cocoa/chocolate, electrically operated	30.263	289.919	279.980	5.417.962
8438202000	Mach for the manufac of confectionary,cocoa/chocolate,not electric operated	0	483	0	11.886
8438301000	Mach for sugar manufac, electricallyoperated	17.536	551.878	161.312	6.309.354
8438302000	Machinery for sugar manufacture,not electrically operated	770	33.675	25.601	506.325
8438402000	Brewery machinery, not electricallyoperated	0	1.926	0	21.144
8438501000	Mach for the preparation of meat/poultry,electrically operated	13.516	128.474	224.517	1.433.861
8438502000	Mach for the preparation of meat/poultry,not electrically operated	10.163	48.876	20.359	58.463
8438601000	Machiner for the preparation of fruits,nuts/vegetab, electrically operated	12.068	328.027	36.304	1.372.815
8438602000	Machiner for the preparation of fruits,nuts/vegetab, not electric operated	0	57.412	0	79.317
8438801100	Coffee pulpers, electrically operated	25	16.331	66	186.873
8438801200	Coffee pulpers, not electricallyoperated	351	434	201	372
8438809100	Oth coffee pulpers,electric operated	207.426	1.113.272	3.018.496	27.021.659
8438809200	Oth coffee pulpers,not electric operated	4.329	56.882	15.662	223.595
8438901100	Parts of goods of subheading 8438.30.10electrically operated	3.464	601.849	88.157	2.691.473
8438901200	Part of coffee pulper,electric operatedmachines	26	1.294	7.148	54.480
8438901900	Parts of oths goods of heading 84.38electrically operated	47.040	224.283	1.012.432	4.686.171
8438902100	Parts of goods of subheading 8438.30.20not electrically operated	0	140.436	0	359.448
8438902200	Part of coffee pulpers,non electricoperated machines	0	15	0	50
8438902900	Parts of oth goods of heading 84.38.20of coffee pulpers,not electric operated	16.581	156.405	93.516	1.247.900
8439100000	Machinery for making pulp of fibrouscellulosic material	87.473	170.071	862.520	2.690.761
8439200000	Machinery for making paper/paperboard	833.957	1.793.200	5.745.791	12.172.139
8439300000	Machinery for finishing paper/paperboard	9.818	536.321	56.480	6.716.043
8439911000	Part of machin for mak pulp of fibrouscellulosic material,electrically operat	55.934	1.205.365	1.146.778	8.120.639
8439912000	Part of machin for mak pulp of fibrouscellulosic material,not electric operat	24.562	197.117	518.276	1.878.381
8439991000	Parts for making/finishing paper/paperboard, electrically operated	184.954	1.614.476	3.308.057	34.819.613
8439992000	Parts for making/finishing paper/paperboard, not lectrically operated	1.673	25.995	86.908	599.101
8440101000	Book-binding mach, includ book-sewing,electrically operated	28.887	115.990	101.500	679.494
8440102000	Book-binding mach, includ book-sewing,not electrically operated	3.692	12.681	9.157	30.730
8440901000	Parts of book binding & sewing machineselectrically operated machines	1.547	5.019	51.652	134.591
8440902000	Parts of book binding & sewing machinesnot electrically operated machines	4.800	4.854	157	4.736
8441101000	Cutting machines, electrycally operated	389.410	1.289.697	3.074.903	10.895.404
8441102000	Cutting mach, not electrycally operated	27.435	106.190	75.379	273.574
8441201000	Machin for making bags,sacks/envelopeselectrically operated	63.606	127.579	333.868	965.180
8441202000	Machin for making bags,sacks/envelopesnot electrically operated	3.150	3.150	4.284	4.284
8441301000	Mach for mak cartons,boxes,cases,tubedrum/similar containers,electric operat	75.418	514.149	297.203	4.211.482
8441302000	Mach for making carton,boxes,cases,tubedrums/similar containers,not electric	0	2.360	0	7.840
8441401000	Machines for moulding articles in paperpulp,paper/paperboard,electri operat	10.097	383.681	36.200	3.228.950
8441402000	Machines for moulding articles in paperpulp, paper/paperboard, not electric	3.274	3.274	12.078	12.078
8441801000	Oth machinery for making up paper pulp,paper/paperboard,electrically operat	115.404	710.757	653.628	10.922.161
8441802000	Oth machinery for making up paper pulp,paper/paperboard,not electric operat	4.200	56.349	15.074	200.475
8441901000	Part of machin for mak up paper pulp,paper/paperboar,cutting mach,elec opert	130.043	332.419	1.239.601	4.758.182
8441902000	Parts of machin for mak up paper pulp,paper/paperboa,cutting mach,not elec op	2.606	224.166	31.621	2.506.687
8442301000	Machinery, apparatus and equipment,electrically operated	320.189	450.627	816.462	4.582.157
8442302000	Machinery, apparatus and equipment,not electrically operated	1.109	23.373	18.364	333.755
8442401000	Parts of electrically operated machin,apparatus/equipment	1.147	41.895	21.260	1.795.742
8442402000	Parts of the foregoing mach,apparatus/equipment,non electrically operated	1.136	6.512	43.008	234.772
8442500000	Plate,cyls&oth.print comp.plates,cyl &lithograph stones,prepared print purpose	116.750	391.735	1.630.611	4.696.566
8443110000	Print.mach.used for print by mean platescyl&oth print,offset print mach,reel fed	158.083	1.119.525	611.743	9.436.245
8443120000	Print.mach.use,print by mean plate cyl&oth print,offset print mach,sheetfed,off	29.038	68.490	36.450	82.156
8443130000	Oth offset printing machinery	367.103	1.524.630	6.305.568	34.391.063
8443140000	Letterpress printing mach, reel-fed,excluding flexographic printing	12.038	20.803	130.430	169.104
8443150000	Letterpress printing mach,oth than reelfed, excluding flexographic printing	117.009	332.076	181.936	693.537
8443160000	Flexographic printing machinery	119.476	346.036	790.131	3.143.651
8443170000	Gravure printing machinery	15.400	416.420	356.102	5.302.911
8443190000	Oth than gravure,flexografhic,letterpress,oth offset printing mach	71.169	403.687	399.817	9.640.131
8443311010	Printer-copier,ink-jet,color,capable ofconnecting to a data machine/network	549.181	1.826.455	4.111.870	14.616.504
8443311090	Printer-copier,ink-jet proces,no color,capable of connect to data mach/network	22.935	67.634	121.043	337.102
8443312010	Printer-copier,laser proces,color,capable connect to data mach/network	2.929	34.904	143.665	1.425.651
8443312090	Printer-copier,laser proces,no color,capable connect to data mach/network	26.735	175.303	397.877	3.909.705
8443313010	Combination printer-copier-facs mach,color,connect to data mach/network	105.895	363.115	1.536.157	6.541.876
8443313090	Combination printer-copier-facs mach,no color,connect to data mach/network	7.337	94.797	259.337	1.717.755
8443319010	Oth mach which perform >= 2 functionof printing,copying/facsimile; color	0	24	0	1.823
8443319090	Oth mach which perform >= 2 function ofprinting,copying/facsimile,no color	166.736	367.637	2.055.246	4.290.289
8443321010	Dot matrix printer,color,capable ofconnect to data machine/network	1.244	2.406	25.135	209.148
8443321090	Dot matrix printer,no color,capable ofconnect to data machine/network	91.670	488.964	2.579.911	12.984.331
8443322010	Ink-jet printer,color,capable ofconnect to a data machine/network	590.247	2.545.585	5.022.364	22.389.599
8443322090	Ink-jet printer,no color,capable ofconnect to a data machine/network	10.239	71.505	320.196	2.419.847
8443323010	Laser printer,color,capable of connectto a data machine/network	7.536	132.370	193.361	2.607.508
8443323090	Laser printer,no color,capable ofconnect to a data machine/network	51.891	192.250	876.779	3.013.284

https://www.bps.go.id

I.3. IMPOR MENURUT KOMODITI / *IMPORT BY HS COMMODITY*
***** MEI / *MAY 2010* *****

H S	Uraian Komoditi *Commodity Description*	Berat Bersih / *Net Weight* (Kg) Bulan ini *Current Month*	 Kumulatif *Cum.Jan. to date*	Nilai / *Value C.I.F* (US$) Bulan ini *Current Month*	 Kumulatif *Cum.Jan. to date*
8443324090	Facsimile machine,no color,capable ofconnect to a data machine/network	3.546	11.547	78.741	288.087
8443325010	Mach of screen print machinery,color,capable of connect to data mach/network	0	1	0	503
8443325090	Mach of screen print machinery,no color,capable of connect to data mach/network	1.400	2.366	90.500	122.500
8443329010	Mach of oth material,color,capable ofconnect to data machine/network	988	11.810	11.939	146.391
8443329090	Mach of oth material,no color,capableof connect to data machine/network	6.643	16.282	196.936	338.640
8443391100	Electrostatic photocopy apparatus,directprocess, color	224	455	4.824	113.426
8443391900	Electrostatic photocopy apparatus,directprocess, no color	395.229	1.846.089	642.607	2.962.943
8443392010	Electrostatic photocopy apparatus,in-direct process,color	0	5.535	0	182.721
8443392090	Electrostatic photocopy apparatus,in-direct process,no color	97.262	169.471	421.168	1.814.061
8443393090	Oth photocopy apparatus incorporating,optical system,no color	2.775	11.389	69.913	326.008
8443394090	Ink-jet printer,no color,not capableof connect to data machine/network	180	228	396	4.783
8443399090	Oth print mach,no color,not capable ofconnect to data machine/network	85	145	4.998	11.080
8443910000	Part & accessori of print machinery usedfor print by component of head 84.42	782.895	4.720.957	36.554.037	198.589.973
8443991000	Part & accessori of screen print machi-nery for manufact of print circuit board	3.129	35.263	168.377	2.155.353
8443992000	Ink-filled printer cartridges	161.052	677.104	6.148.679	13.678.651
8443993000	Paper feeders and sorters	126	4.287	1.234	29.035
8443999000	Oth part & accessori of screen printingmachinery	153.148	954.303	4.518.095	31.208.724
8444100000	Mach for extrude,texture/cut man-madetextile material,electric operate	17.899	194.568	164.478	1.939.154
8444200000	Mach for extrude,texture/cut man-madetextile material,not electric operate	555	6.686	12.955	51.255
8445111000	Carding machines,electrically operated	138.386	814.686	465.983	2.866.786
8445112000	Carding machines,not electricallyoperated	0	5.673	0	114.827
8445121000	Combing machines, electrically operated	100.903	350.991	647.400	1.510.086
8445131000	Drawing/roving machines,electricallyoperated	108.174	368.970	841.932	2.441.125
8445132000	Drawing/roving machines,not electrically operated	0	5.838	0	109.500
8445191000	Other machines for preparing textilefibres; electrically operated	68.771	539.362	373.373	5.520.020
8445192000	Other machines for preparing textilefibres; not electrically operated	0	1.168	0	42.750
8445201000	Textile spinning machines;electrically operated	308.681	1.865.246	1.836.526	8.275.152
8445202000	Textile spinning machines;not electrically operated	0	88.459	0	610.412
8445301000	Textile doubling/twisting machines;electrically operated	79.194	285.301	366.963	1.123.549
8445302000	Textile doubling/twisting machines;not electrically operated	169	170	3.869	4.327
8445401000	Textile winding(including weft-winding)or reeling machin,electrically operated	133.533	741.201	927.787	4.530.239
8445402000	Textile winding(including weft-winding)or reeling machin,notelectric operated	14.758	36.774	36.070	525.070
8445901000	Oth machinery for preparing textile,electrically operated	30.996	114.947	611.953	1.266.771
8445902000	Oth machinery for preparing textile,not electrically operated	0	948	0	116.720
8446101000	Machines for weaving fabrics of a width<= 30 cm, electric operated	198.284	469.466	565.109	2.162.841
8446210000	Machine for weaving fabrics of a width> 30 cm, Power looms, shuttle type	244.186	705.662	635.375	2.315.018
8446290000	Machine for weaving fabrics of a width>30 cm, Oth than Pwr looms,shuttle type	519.357	3.522.172	2.714.454	20.722.733
8446300000	Machine for weaving fabrics of a width> 30 cm, shuttleless type	603.354	1.517.664	4.361.138	12.456.356
8447111000	Circular knitting mach,cylinder diamtr<= 165 mm, electrically operated	42.820	192.362	764.802	2.702.326
8447112000	Circular knitting mach,cylinder diamtr<= 165 mm,not electrically operated	0	16.800	0	158.760
8447121000	Circular knitting mach,cylinder diamtr>165 mm, electrically operated	93.525	507.092	521.182	3.380.514
8447201000	Flat knitting & stitch bonding machine,electrically operated	78.359	330.079	813.588	7.399.209
8447202000	Flat knitting & stitch bonding machine,not electrically operated	4.064	25.822	18.518	115.346
8447901000	Machines for making gimped yarn,tulle,lace&mach for tufting,electric operated	303.873	1.367.891	2.117.430	6.977.593
8447902000	Machines for making gimped yarn,tulle,lace&mach for tufting,not elec operated	43.682	55.564	157.356	213.607
8448111000	Dobbies & jacquards, card reducing,electrically operated	43.150	134.262	418.450	1.139.665
8448112000	Dobbies & jacquards, card reducing, notelectrically operated	2.800	9.158	16.039	272.203
8448191000	Oth auxiliary machin for mach of heading84.44, 84.45, 84.46, 84.47, electric	46.306	130.629	914.969	1.506.370
8448192000	Oth auxiliary machin for mach of heading8444, 8445, 8446, 84.47, not electric	0	3.120	0	31.369
8448200000	Parts&accessories of mach of heading84.44/their auxiliary machinery	135.449	403.627	1.003.020	4.222.407
8448310000	Card clothing of mach of heading 84.45	18.303	135.591	354.696	1.108.564
8448320000	Parts&accessories of mach for preparingtextile fibres,other than card clothing	12.650	79.720	157.592	1.441.402
8448330000	Spindles, spindle flyers,spinning rings,and ring travellers of mach 84.45	52.421	87.039	1.018.599	2.266.951
8448390000	Other parts & accessories of mach ofhead 84.45/their auxiliary machinery	182.040	1.076.284	2.644.557	10.234.445
8448420000	Reeds for looms, healds & heald-framesfor weaving machines	74.596	130.880	590.042	1.528.948
8448491100	Shuttles, for electrtrically operatedweaving machine	8.769	22.609	31.615	216.351
8448491900	Oth parts & acces, for elect operatedweaving machine	71.761	269.483	1.016.623	3.331.117
8448492000	Parts & acces, for non electricallyoperated weaving machine	1.897	38.306	39.455	296.156
8448510000	Sinkers, needles&other articles used informing stitches	31.838	93.171	1.133.469	4.632.855
8448590000	Othe parts&accessories of mach ofhead 8447/their auxiliary machinery	58.502	227.019	352.665	1.453.333
8449001000	Mach for the manufacture/finishing offelt/nonwovens,electrically operated	5.573	15.317	57.152	544.126
8449002000	Mach for the manufacture/finishing offelt/nonwovens, not elect operated	0	36	0	4.652
8450111000	Household/laundry-type washing machin;fully-automatic mach;capacity <= 6 kg	91.877	510.772	358.262	2.138.095
8450119000	Household/laundry-type wash mach;fully-automatic machine;capacity > 6 kg	701.426	4.403.102	2.835.670	17.915.403
8450120010	Household/laundry-type wash mach;built-in centrifugal drier,capacity <= 6 kg	47.504	407.854	207.958	1.782.665
8450120020	Household/laundry-type wash mach;built-in centrifugal drier,capacity > 6 kg	463.854	3.511.943	1.522.632	10.532.829
8450190010	Other household/laundry-type wash mach;dry linen capacity <= 6 kg	963	6.419	8.023	20.238
8450190020	Other household/laundry-type wash mach;dry linen capacity > 6 kg	8.380	67.200	24.750	235.228
8450200000	Household/laundry-type washing mach;a dry linen capacity >10 kg	136.666	547.984	632.436	2.815.098
8450901000	Parts of goods of subheading 8450.20	1.279	26.678	3.885	62.841
8450902000	Parts of goods of subheading 8450.11,8450.12 or 8450.19	277.555	1.425.944	1.004.156	4.655.970
8451100000	Dry-cleaning machines	53.445	142.245	364.172	837.179
8451210000	Drying machines,each of a dry linencapacity not exceeding 10 kg	11.770	61.538	50.952	294.592
8451290000	Drying machines,each of a dry linencapacity exceeding 10 kg	129.696	574.720	466.734	2.701.910
8451300000	Ironing machines and presses(including fusing presses)	73.838	182.033	460.597	1.526.741
8451400000	Washing, bleaching or dyeing machines	163.455	878.609	1.666.420	8.352.740
8451500000	Mach. for reeling,unreeling,folding,cutting/pinking textile fabrics	32.248	108.993	176.506	842.366
8451801000	Other machinery exclude machines of hd84.50; for domestic use	146	2.630	500	73.769

www.bps.go.id

I.3. IMPOR MENURUT KOMODITI / *IMPORT BY HS COMMODITY*
***** MEI / *MAY 2010* *****

H S	Uraian Komoditi *Commodity Description*	Berat Bersih / *Net Weight* (Kg) Bulan ini *Current Month*	 Kumulatif *Cum.Jan. to date*	Nilai / *Value C.I.F* (US$) Bulan ini *Current Month*	 Kumulatif *Cum.Jan. to date*
8451809000	Other machinery exclude machines of hd84.50; not for domestic use	281.990	770.161	3.553.385	7.748.270
8451901000	Parts of machines or dry linen capacityno exceeding 10 kg	383	2.738	3.661	35.110
8451909000	Parts of oth machines of heading 8451	76.105	289.546	463.726	2.966.720
8452100000	Sewing machines of the householdtype	112.683	621.728	391.395	1.573.841
8452210000	Oth sewing machines, automatic units	225.891	761.268	2.271.870	7.391.819
8452290000	Oth sewing machines, not automatic units	318.921	961.224	3.185.867	7.587.431
8452300000	Sewing machine needles	33.657	165.751	207.386	697.517
8452400000	Furniture, bases and covers for sewingmachines and parts thereof	20.936	111.002	103.305	350.221
8452901100	Arms,beds,stands,flywheel,belt guard;treadles/pedals of subhead 8452.10	4.803	58.456	34.703	242.614
8452901900	Oth part of sewing mach of machinery ofsubheading 8452.10	29.011	92.517	361.775	689.344
8452909010	Arms beds,foot & pedals of mach excludesubheading 8452.10	30.852	103.516	38.193	119.758
8452909090	Other parts of sewing mach of machineryexclude subheading 8452.10	78.292	760.006	276.400	2.439.206
8453101000	Machinery for prepare,tanning/work hides, skins/leather, elect operated	68.264	242.951	547.494	1.417.461
8453201000	Machinery for making/repairingfootwear, electrically operated	87.424	372.785	621.698	2.321.404
8453202000	Machinery for making/repairingfootwear, not electrically operated	32.976	74.188	216.291	509.404
8453801000	Mach for make/repaire other articles ofhides,skins,not sewing machine,electric	262.795	635.729	1.685.203	4.472.441
8453802000	Mach for make/repaire other articles ofhides,skins,not sewing machin,not elect	16.866	38.193	148.773	347.857
8453900000	Parts of goods of heading 84.53	99.547	180.824	850.741	1.876.493
8454100000	Converters	3.967	11.091	67.739	273.927
8454200000	Ingot moulds and ladles	28.619	256.252	1.040.036	3.514.702
8454300000	Casting machines	184.184	1.041.859	1.710.472	9.647.188
8454900000	Parts of goods of heading 84.54	154.064	886.263	1.061.220	5.699.036
8455100000	Tube mills	2.518	35.641	54.590	270.415
8455210000	Oth Rolling mills, hot or combination hocold	0	114.395	0	337.406
8455220000	Oth Rolling mills, cold	5.000	88.273	15.450	276.390
8455300000	Rolls for rolling mills	517.310	1.383.256	2.067.119	5.629.784
8455900000	Other parts of metal-rolling millsand rolls therefor.	257.530	1.136.357	921.039	3.414.790
8456100000	Machines tool for work any material byremoval material,operat by laser/photon	1.935	59.775	13.536	1.611.219
8456200000	Machines tool for work any material byremoval material,operat by ultrasonic	10.021	14.719	76.576	409.751
8456300000	Machines tool for work any material byremoval material,electro-discharge	26.755	95.919	343.782	978.372
8456901000	Mach tool for mnfact of printed circuit,numerical control,by plasma arc process	7.170	12.643	141.153	189.893
8456902000	Wet proces equip for the applicationby immersion of electrochemic solutions	2.223	3.862	22.012	46.737
8456909000	Oth mach tool for work any material byother operating processes	13.621	164.009	212.901	3.035.411
8457100000	Machining centres	275.578	1.204.934	1.908.476	14.033.759
8457200000	Unit construction machines(single-station)	45.604	131.007	68.584	237.760
8457300000	Multi-station transfer machines	0	14.914	0	908.390
8458110000	Horizontal lathes, numericallycontrolled	143.150	638.353	1.662.001	9.344.032
8458190000	Horizontal lathes,not numericallycontrolled	243.352	931.869	1.633.966	4.478.261
8458910000	Other lathes,numerically controlled	2.500	141.962	35.000	1.243.030
8458990000	Other lathes,not numerically controlled	256.243	1.552.154	1.263.357	8.783.299
8459101000	Way-type unit head machineselectrically operated	66.513	432.192	1.370.059	5.319.215
8459102000	Way-type unit head machines, notelectrically operated	18.112	20.168	16.067	22.713
8459210000	Dilling machines, numericallycontrolled	37.773	243.709	816.050	5.060.829
8459291000	Dilling machines, electrically operated	107.978	394.509	134.523	1.513.691
8459292000	Dilling machines, not electricallyoperated	4.906	84.955	12.800	267.929
8459310000	Boring-milling machines, numericallycontrolled	0	50.475	0	1.457.637
8459391000	Oth boring-milling machines, electricalloperated	5.003	116.717	8.842	677.362
8459392000	Oth boring-milling machines, notelectrically operated	6.342	20.401	6.145	83.280
8459401000	Oth boring machines, electricallyoperated	82.643	241.292	452.296	1.763.125
8459402000	Oth boring machines, not electricallyoperated	4.453	65.089	17.948	804.506
8459510000	Milling machines, knee-type,numerically controlled	11.217	13.738	12.430	35.664
8459591000	Oth milling machines, knee-type,electrically operated	374	24.917	380	56.063
8459592000	Oth milling machines, knee-type, notelectrically operated	0	4.565	0	12.752
8459610000	Other milling machines, numericallycontrolled	0	7.869	0	53.482
8459691000	Other milling machines, not nmrcllycontrolled, electrically operated	74.222	486.994	234.464	1.622.396
8459692000	Other milling machines, not nmrcllycontrolled, not electrically operated	29.433	129.826	79.940	500.673
8459701000	Threading/tapping machines,electrically operated	22.149	422.694	246.934	8.296.427
8459702000	Threading/tapping machines, notelectrically operated	0	18.372	0	420.020
8460110000	Flat-surface grinding mach,an accuracyof at least 0.01 mm,numeric controlled	2.531	58.402	21.013	949.023
8460191000	Oth flat-surface grinding mach, accuracyof at least 0.01 mm, electric operated	34.300	210.240	251.455	2.302.581
8460192000	Oth flat-surface grinding mach, accuracyof at least 0.01 mm, not elect operated	3.790	11.691	11.646	76.753
8460210000	Other grinding mach,an accuracy of atleast 0.01 mm,numerically controlled	5.873	115.269	93.484	2.734.864
8460291000	Other grinding mach,an accuracy of atleast 0.01 mm, electrically operated	30.398	199.378	171.612	2.342.301
8460292000	Other grinding mach,an accuracy of atleast 0.01 mm, not electric operated	2.141	41.555	6.165	172.008
8460311000	Machine tools, numeric controlled, forsharpen carbide diamet <= 3.175 mm	24.131	24.904	650.483	708.767
8460319000	Oth sharpening (tool/cutter grinding)machines,numerically controlled	1.190	14.368	26.864	126.279
8460391000	Oth sharpening (tool/cutter grinding)machines, electrically operated	30.287	71.711	50.983	299.844
8460392000	Oth sharpening (tool/cutter grinding)machines, not electrically operated	210	33.972	297	69.590
8460401000	Honing/lapping mach,electricallyoperated	6.435	103.189	42.714	293.141
8460402000	Honing/lapping mach, not electricallyoperated	176	2.073	4.938	24.601
8460901000	Oth mach-tools for deburring,abrasives/polishing products, electric operat	11.624	119.344	182.433	1.864.913
8460902000	Oth mach-tools for deburring,abrasives/polishing products,not electric operat	748	14.567	43.904	161.230
8461201000	Shaping/slotting machines,electricallyoperated	29.184	180.843	580.632	2.082.023
8461202000	Shaping/slotting mach,not electricallyoperated	21	17.377	498	151.000
8461301000	Broaching mach,electrically operated	7.200	24.460	96.500	496.116
8461401000	Gear cutting,gear grinding/gearfinishing mach, electric operated	14.284	88.815	153.179	1.784.728
8461402000	Gear cutting,gear grinding/gearfinishing mach, not electric operated	9.121	9.165	4.533	9.486
8461501000	Sawing/cutting-off machines,electrically operated	163.114	625.546	1.475.064	6.667.574

https://www.bps.go.id

I.3. IMPOR MENURUT KOMODITI / *IMPORT BY HS COMMODITY*
***** MEI / *MAY 2010* *****

H S	Uraian Komoditi *Commodity Description*	Berat Bersih / *Net Weight* (Kg) Bulan ini *Current Month*	 Kumulatif *Cum.Jan. to date*	Nilai / *Value C.I.F* (US$) Bulan ini *Current Month*	 Kumulatif *Cum.Jan. to date*
8461502000	Sawing/cutting-off machines, notelectrically operated	22.865	67.886	78.458	240.337
8461901000	Oth mach-tool for planing/shaping/slottiby cermets, electrically operated	23.745	226.107	256.424	2.212.032
8461909000	Oth mach-tool for planing/shaping/slottiby cermets, not electrically operated	6.158	64.113	46.287	142.520
8462101000	Forging/die-stamping machines(including pres) & hammers, electric	843.427	3.210.925	4.360.929	17.124.053
8462102000	Forging/die-stamping machines(includ pres)&hammers,not electric	1.364	111.990	14.651	1.266.045
8462210000	Bend,fold,straighten/flattening machine(includ pres),numeric control	7.410	287.321	242.853	2.156.518
8462291000	Bend,fold,straighten/flattening machine(includ pres),not nmric control,elect	357.214	1.187.296	1.841.771	5.353.261
8462292000	Bend,fold,straighten/flattening machine(incl pres), not nmrc control,not elect	24.143	208.558	165.619	564.183
8462310000	Shearing machine (incl press),oth thancombine punching mach,numeric control	1.936	121.116	25.056	523.334
8462391000	Shearing machine (incl press),oth thanbine punching mach,not nmrc cntrl,elect	189.254	807.161	1.815.483	3.953.358
8462392000	Shearing mach (incl press),oth than binepunch mach, not nmrc control,not elect	25.909	113.720	49.769	242.989
8462410000	Punching/notching mach,incl comb punch &shearing mach,numeric control	38.585	179.434	1.363.731	5.012.234
8462491000	Punching/notching mach,incl comb punch &shearing mach,not numeric contrl,elect	57.777	240.774	356.747	3.311.942
8462492000	Punching/notching mach,incl comb punch &shear mach,not numric cntrl,not elect	1.323	8.119	2.932	34.855
8462910000	Hydraulic presses	434.779	1.048.803	933.184	5.359.847
8462991000	Mach for manufac of boxes,cans& similar contain of tin plate, electrc.	601	99.151	35.486	669.387
8462992000	Mach for manufac of boxes,canscontain tin plate,not elect. operated	15.600	27.512	484.500	694.744
8462995000	Oth machine for working metal byforging,hamming,electric operated	451.686	1.229.242	914.628	4.308.823
8462996000	Oth machine for working metal byforging,hamming,not electric operated	190	72.727	5.291	196.345
8463101000	Draw-benches for bars,tube,profile,wire,or the like, electrically operated	135.877	394.421	905.898	1.777.977
8463102000	Draw-benches for bars,tube,profile,wire,or the like, not electrically operated	140.811	224.290	431.469	826.083
8463201000	Thread rolling machines, electricallyoperated	4.866	103.483	205.893	1.116.469
8463301000	Machines for working wire,electricallyoperated	32.477	358.650	260.435	2.286.607
8463302000	Machines for working wire, notelectrically operated	21.366	21.501	41.001	58.290
8463901000	Oth mach tool for work metal/cerments,without remove material,elect operated	60.949	455.767	842.938	3.332.106
8463902000	Oth mach tool for work metal/cerments,without remove material,not elect operat	42.027	50.142	102.971	422.947
8464101000	Sawing mach for working stone,ceramics electrically operated	17.497	235.315	110.356	1.535.949
8464102000	Sawing mach for working stone,ceramicsnot electrically operated	0	1.381	0	1.554
8464201000	Grinding/polishing machines,electrically operated	34.730	166.170	428.940	935.372
8464202000	Grinding/polishing machines,not electrically operated	3.456	21.961	26.393	98.879
8464901000	Oth mach tool for work stone,ceramics/like mineral material,elect operated	135.991	1.039.869	299.834	3.833.495
8464902000	Oth mach tool for work stone,ceramics/like mineral material,not elect operate	91.321	176.386	159.086	455.860
8465100000	Mach, can carryout different type opera-tion without tool charge for such operat	44.574	227.758	168.736	1.470.956
8465911000	Sawing machines for scoring PCB/PWB's electrically operated	4	1.754	2.355	75.182
8465912000	Other sawing mach for scoring PCB/PWB's, electrically operated	87.009	493.799	421.584	1.512.424
8465919000	Other sawing mach for scoring PCB/PWB's, not electrically operated	4.249	90.651	82.881	798.808
8465921000	Mach tools for routing PCB/PWB'ssubstrates,shank dmtr <=3.175 mm	0	230	0	2.852
8465922000	Oth planing,milling/moulding (bycutting) mach,electrically operated	90.597	420.832	267.258	2.188.528
8465929000	Oth planing,milling/moulding (bycutting)machines,not electric operated	59.425	115.531	600.159	1.278.265
8465931000	Grinding, sanding/polishing machines,electrically operated	69.607	505.894	702.138	2.050.889
8465932000	Grinding, sanding/polishing machines,not electrically operated	10.020	16.237	41.289	84.867
8465941000	Bending/assembling machines,electrically operated	23.393	75.796	63.348	739.559
8465942000	Bending/assembling machines, notelectrically operated	0	5.567	0	112.951
8465951000	Drilling mach for manufac PCB/PWB's,with a spindle speed > 50.000 rpm	28.347	71.915	526.222	868.445
8465953000	Other drilling/morticing machines,electrically operated	63.672	289.455	99.752	647.584
8465959000	Other drilling/morticing machines, notelectrically operated	12.258	72.193	26.112	134.546
8465961000	Splitting, slicing/paring machines,electrically operated	53.900	343.958	61.788	2.708.952
8465962000	Splitting, slicing/paring machines,not electrically operated	0	130	0	650
8465993000	Lathes, electrically operated	15.943	76.824	238.478	592.518
8465994000	Lathes, not electrically operated	12	16.474	14	26.925
8465995000	Oth mach for deburring surfaces of PCB/PWB's, for scoring laminati presses	10.273	75.609	52.988	294.748
8465996000	Other mach-tools for nailing,stapling,glueing/otherwise assemb,electric	67.707	278.061	306.340	1.021.196
8465999000	Other mach-tools for nailing,stapling,glueing/otherwise assemb,not electric	53.080	456.075	633.022	3.443.595
8466101000	Tool hold.self-open dieheads for 8456.908460.31,8465.91,8465.92,8465.95,8465.9	9.047	57.936	135.545	1.022.690
8466109000	Other tool holders & self-openingdieheads	37.187	325.910	601.249	4.570.142
8466201000	Work holders for sub 8456.99, 8460.31,8465.91, 8465.92, 8465.95, 8465.99	1.138	3.858	33.479	135.841
8466209000	Work holders for other machine	6.498	68.453	185.577	2.431.346
8466301000	Dividing head,special attach for 8456.908460.31,8465.91,8465.92,8465.95&8465.9	0	812	0	10.360
8466309000	Dividing heads & other specialattachments for oth machine-tools	9.742	76.978	280.983	2.051.960
8466910000	Parts&acces suitable for machine ofheading 84.64	480.029	1.014.546	524.762	1.576.508
8466921000	Parts&acces suitable for mach subhead8465.92.10, 8465.95.10, 8465.99.50	9.165	15.265	116.916	190.257
8466929000	Parts & acces suitable for mach ofother subheading 84.65	63.342	257.710	687.305	2.792.866
8466932000	Parts&acces suitable for mach subhead8456.90.10,8456.90.20,8460.31.10	4.912	14.566	72.051	233.960
8466939000	Parts&acces suitable for mach ofother headings 84.56 to 84.61	65.937	382.415	836.806	8.732.558
8466940000	Parts & acces suitable for machineother headings 84.62 or 84.63	173.751	761.005	1.501.484	8.192.316
8467110000	Tool for work in the hand,pneumatic,rotary type (incl rotary percussion)	19.797	72.162	269.149	1.813.929
8467190000	Tool for working in the hand,pneumatic,in other type	21.603	134.339	96.825	791.497
8467210000	Drills of all kinds with selfcontained electric motor	109.655	596.618	413.833	1.965.815
8467220000	Saws with self containedelectric motor	37.113	99.963	114.355	473.733
8467290000	Oth tool for working in the hand,with self-contained electric motor	468.865	2.000.547	1.316.084	6.372.508
8467810000	Chain saws	135.018	498.680	492.141	2.860.685
8467890000	Oth tool for working in the hand	160.824	687.966	1.870.830	6.288.974
8467911000	Part of chain saw,of elect-mechanic forwork in hand,self-cont. electric motor	120	10.204	10.213	20.240
8467919000	Part of other chain saw	75.277	260.085	275.481	931.544
8467920000	Parts of pneumatic tools	7.954	44.078	97.082	506.951
8467991000	Part of tool of subhead 8467.21, 8467.22or 8467.29	20.455	107.504	93.020	430.290
8467999000	Part of tool of of oth heading 8467	98.721	364.067	323.603	1.284.349
8468100000	Hand-held blow pipes	5.323	9.778	17.553	38.707

www.bps.go.id

I.3. IMPOR MENURUT KOMODITI / *IMPORT BY HS COMMODITY*
***** MEI / *MAY 2010* *****

H S	Uraian Komoditi *Commodity Description*	Berat Bersih / *Net Weight* (Kg) Bulan ini *Current Month*	 Kumulatif *Cum.Jan. to date*	Nilai / *Value C.I.F* (US$) Bulan ini *Current Month*	 Kumulatif *Cum.Jan. to date*
8468201000	Hand-operated gas welding, brazing/cutting appliances for metal	6.415	137.808	23.330	494.189
8468209000	Other gas-operated machinery &apparatus	1.962	162.091	13.096	3.526.718
8468800000	Other machinery and apparatus forsoldering, brazing/welding	21.963	385.975	145.846	2.242.127
8468901100	Parts of goods of subheading8468.10	12.878	22.677	17.924	83.707
8468901200	Parts of goods of subheading8468.20.10	12.230	50.464	50.316	405.362
8468909000	Parts of other Heading 8468	16.830	188.672	239.628	1.573.733
8469001000	Word-processing machines	0	216.132	0	9.927.423
8469009010	Automatic typewriters	4.591	16.664	41.572	194.042
8469009090	Other typewrites	33.164	102.317	112.801	1.046.121
8470100000	Electronic calculators, cpble of operatiwithout an extnl source electric power	39.166	228.580	163.477	2.826.560
8470210000	Electronic calculating machinesincorporating a printing device	345	3.684	50.233	116.993
8470290000	Other electronic calculating machines	15.261	75.572	164.642	870.074
8470300000	Other calculating machines	163.276	875.379	827.327	3.238.071
8470500000	Cash registers	22.159	136.094	1.084.043	5.601.846
8470901000	Postage-franking machines	3.560	6.704	313.005	600.565
8470902000	Accounting machines	0	902	0	22.576
8470909000	Machines for pocket-size data record,reproduc,display mach with calculat	18.764	31.496	140.379	350.659
8471301000	Handheld computer incl palmtop & PDAs	539	4.172	243.483	1.065.100
8471302000	Laptop incl notebooks	700.417	4.117.742	60.118.183	374.322.687
8471309000	Oth portable digital automatic dataproc mach,weigh not more than 10 kg	113.456	859.410	697.703	4.429.622
8471411000	Personal computers excl 8471.30with at least a CPU and an input/output	57.540	664.152	1.633.301	7.238.539
8471419000	Oth automatic data processing machineswith at least a CPU and an input/output	29.263	299.297	2.107.918	13.604.689
8471491000	Personal computers excl 8471.30presented in form of systems	207.161	961.090	7.280.138	35.107.214
8471499000	Oth automatic data processing machinespresented in form of systems	76.566	320.517	5.197.391	14.422.560
8471501000	Processing units for personal computerother of subhd 8471.41 or 8471.49	178.559	793.164	9.328.747	41.540.432
8471509000	Oth Processing unitsother of subhd 8471.41 or 8471.49	153.586	1.006.763	4.356.673	26.768.515
8471603000	Computer keyboards	91.996	634.604	494.404	3.126.138
8471604000	X-ycoordinate input devices,includingmouse,light pens,joystick,track balls	237.563	867.324	3.232.033	7.420.938
8471605000	Plotters whether input/output units ofheading 84.71or of heading 90.17	0	15.322	0	611.715
8471609000	Other input/output units,whether/not contain storg unitsthe same housing	513.009	1.328.055	3.525.353	10.123.052
8471701000	Floppy disk drives	302	16.581	3.646	133.875
8471702000	Hard disk drives	381.091	1.421.975	7.538.466	15.664.709
8471703000	Tape drives	2.372	9.914	411.382	1.465.181
8471704000	Optical disk drives,including cd-romdrives,dvd drives & cd-r drives	209.270	977.729	3.873.491	17.306.266
8471705000	Proprietary fmat strge device includ me-dia therefor f automat. dt proc.mach	17.805	62.971	1.851.493	8.580.531
8471709100	Backup management systems	5.181	18.620	755.107	2.381.052
8471709900	Other storage units ofautomatic data processing machine	85.817	371.683	2.285.198	10.648.821
8471801000	Control and adaptor units	116.617	247.657	1.115.679	2.537.985
8471807000	Sound card and video card	33.557	138.451	423.700	1.483.230
8471809000	Other units of automatic dataprocessing machines	307.367	1.295.651	4.002.010	20.846.224
8471901000	Bar code readers	5.775	22.415	74.134	335.752
8471902000	Optical character readers,document/image scanners	80.922	279.424	2.489.961	7.445.287
8471909000	Other units automatic data processingmachines	163.740	1.248.271	3.024.145	24.244.993
8472101000	Duplicating machines, electricallyoperated	989	14.391	5.639	47.140
8472102000	Duplicating machines, not electricallyoperated	107	211	4.931	10.899
8472301000	Machin for sorting/folding mail/forinserting mail in envelopes,electric	0	492	0	61.840
8472302000	Machin for sorting/folding mail/forinserting mail in envelopes,not elect.	0	1.664	0	20.767
8472901000	Automatic teller machines	319.289	1.012.004	3.470.718	12.826.237
8472902000	Electronic fingerprint identificationsystem	12.313	51.192	94.340	620.525
8472903000	Other office machines,electricallyoperated	52.835	233.103	599.508	2.824.915
8472909000	Other office machines,not electricallyoperated	22.865	94.081	121.156	517.561
8473101000	Printed circuit assemblies for word-processing	193	2.684	13.655	204.698
8473109000	Other parts & access of the mach ofheading 84.69	10.971	95.795	607.395	4.267.408
8473210000	Parts & access electronic calculatingmach sub 8470.10, 8470.21/8470.29	1.130	10.727	20.838	254.239
8473290000	Parts & access of other machines ofheading 84.70	9.002	49.692	297.859	2.404.212
8473301000	Assembled printed circuit boardsfor machines of heading 84.71	292.494	1.571.050	7.419.011	38.527.852
8473309000	Parts & access ofother machines ofheading 84.71	1.110.329	6.101.171	23.265.408	160.744.022
8473401100	Parts including printed circuit assembfor machines of heading 84.72	692	3.416	15.833	528.842
8473401900	Other parts&accessories of the machof heading 84.72,for electric operate	4.215	209.328	158.009	924.736
8473402000	Other parts&accessories of the machheading 84.72,for non electric operate	465	2.741	73.497	178.844
8473501100	Parts&accessories suitable for usewith mach of heading 84.71,electric	27.246	325.773	1.086.807	18.829.442
8473501900	Parts&accessories suitable for usewith mach head 84.69 & 84.72,electric	31.876	152.709	105.521	579.273
8473502000	Part&acces suitable for use with machof heading 84.69-84.72,non-electric	6	146	228	32.463
8474101000	Sorting,screening,separating/washingmachines, electrically operated	239.055	1.012.192	2.798.518	10.744.256
8474102000	Sorting,screening,separating/washingmachines, not electrically operated	35.000	225.407	35.258	911.229
8474201100	Crushing/grinding machines forstone electrically operated	964.557	4.633.086	2.515.086	13.434.382
8474201900	Crushing/grinding mach for earth,oresoth mineral subtances,electric operat	483.287	3.522.159	3.962.728	15.296.301
8474202100	Crushing/grinding mach for stone notelectrically operated	4.220	105.912	91.828	359.885
8474202900	Crushing/grinding mach for earth,oresoth mineral subtances,not electric	169.224	711.197	600.352	2.662.158
8474311000	Concrete/mortar mixers, electricallyoperated	76.643	325.441	241.487	1.635.160
8474312000	Concrete/mortar mixers, notelectrically operated	3.428	51.060	19.260	280.367
8474321000	Mach for mixing mineral substances withbitumen,electrically operated	231.280	1.315.550	679.283	2.958.831
8474322000	Mach for mixing mineral substances withbitumen,not electrically operated	0	4.666	0	34.988
8474391000	Other mixing/kneading machineselectrically operated	64.369	986.923	465.323	6.744.363
8474392000	Other mixing/kneading machines notelectrically operated	24.132	32.738	61.197	148.464
8474801000	Mach for agglomerating,shaping/mauldsolid mineral fuels,electric operat	199.200	2.821.838	1.797.131	25.372.099
8474802000	Mach for agglomerating,shaping/mouldsolid mineral fuels,not elect. operat	17	62.273	1.550	201.742
8474901000	Parts of mach for heading 8474.10 to8474.80 of electric operated machines	827.371	4.643.883	4.399.727	28.702.111

https://www.bps.go.id

I.3. IMPOR MENURUT KOMODITI / *IMPORT BY HS COMMODITY*
***** MEI / *MAY 2010* *****

H S	Uraian Komoditi *Commodity Description*	Berat Bersih / *Net Weight* (Kg) Bulan ini *Current Month*	 Kumulatif *Cum.Jan. to date*	Nilai / *Value C.I.F* (US$) Bulan ini *Current Month*	 Kumulatif *Cum.Jan. to date*
8474902000	Parts of mach for heading 8474.10 to8474.80 of not electric operat mach	187.240	615.415	2.625.632	6.042.958
8475101000	Mach for assembl electric/electroniclamps tubes/valves,electric operat	8.196	128.359	196.727	673.225
8475102000	Mach for assembl electric/electroniclamps tubes/valves,not elect. operated	23.665	23.771	112.857	122.898
8475290000	Other machines for manufacturing/hot working glass/glassware	2.751	95.618	73.424	1.440.889
8475901000	Parts of machine for heading 8475.10to 8475.29 of electric operated machin	10.678	70.585	773.416	2.687.475
8475902000	Parts of machine for heading 8475.10to8475.29 of not elect. operated mach	149	437	23.720	41.535
8476290000	Other automatic beverage-vendingmachines	23.363	146.726	204.436	935.457
8476890000	Other automatic goods-vendingmachines	0	6.109	0	16.308
8476901000	Parts of automatic goods-vend machincorpor heating/refriger,elect.operat	112.662	573.206	1.478.921	7.525.809
8476909000	Parts of automatic goods-vendingmach	2	86.659	357	1.280.364
8477101000	Injection-moulding machines formoulding rubber	982.616	5.081.934	6.858.875	36.307.070
8477103100	P.v.c. injection moulding machine	929.025	3.843.837	2.884.296	13.422.149
8477103900	Other injection-moulding machinesfor moulding plastics	81.398	867.798	756.669	7.202.118
8477201000	Extruders for extruding rubber	3.311	304.994	15.403	4.730.063
8477202000	Extruders for extruding plastics	304.449	1.288.539	1.911.357	14.164.793
8477300000	Blow moulding machines	254.576	991.436	4.943.576	23.454.778
8477401000	Vacuum moulding & other thermo formingfor moulding/forming rubber	34.885	488.743	203.711	4.892.792
8477402000	Vacuum moulding & other thermo formingfor moulding/forming plastics	119.739	597.498	811.364	8.393.516
8477510000	Mach for mould/retread pneumt tyres,for moulding/othwise forming inner tub	50.747	174.671	326.204	646.792
8477591000	Other machine for moulding/otherwise-forming for rubber	741.957	913.131	1.247.282	1.976.210
8477592000	Other machine for moulding/otherwise-forming for plastics	2.034	6.128	948.776	959.169
8477801000	Other machinery for rubber,electrically operated	377.833	1.909.606	3.549.545	17.868.395
8477802000	Other mach for rubber,not electricallyoperated	387.755	1.522.686	6.708.845	27.206.226
8477803100	Lamination presses for the manufactrof PCB/PWBs	46.067	233.662	262.378	1.635.836
8477803900	Other machinery for plastics,electrically operated	56.421	332.709	908.137	2.710.106
8477804000	Other machinery for plastics, notelectrically operated	62.451	305.968	587.496	3.013.009
8477901000	Parts of electrically operatd mach forworking rubber/products from rubber	145.127	2.225.380	998.493	10.084.964
8477902000	Part of nonelectric opratd mach forworking rubb/fr the manuf product rubb	130.111	894.949	2.511.942	17.024.436
8477903200	Pars of lamination presses fr themanuf of PCB/PWBs	17	1.881	103	45.643
8477903900	Oth parts not in 8477.90.31-32	39.393	85.390	708.268	2.859.533
8477904000	Part of non elect.mach fr workig plast/manuf of prodct frm plastic material	77.772	194.610	257.322	2.592.610
8478101000	Machinery for preparing/making uptobacco, electrically operated	163.302	1.093.141	2.046.866	57.359.361
8478102000	Machinery for preparing/making uptobacco, not electrically operated	7	6.140	332	284.319
8478901000	Part of cigar/cigarette electricallyoperated mach	21.532	44.178	707.479	3.252.382
8478902000	Part of cigar/cigarette,nonelectrically operated mach	223	44.672	17.006	623.123
8479101000	Machinery fr public works,building/thelike electrically operated	115.532	784.659	540.974	3.965.703
8479102000	Machinery fr public works,building/thelike not electrically operated	17.146	70.557	233.013	969.571
8479201100	Machinery for making palm oilelectrically operated	666.314	9.248.679	5.078.792	36.162.741
8479201900	Machinery for preparing palm oilelectrically operated	596.625	1.606.352	4.046.085	11.573.548
8479202100	Machinery for making palm oil notelectrically operated	84.557	543.118	239.224	2.425.740
8479202900	Machinery forpreparing palm oil notelectrically operated	64.944	402.906	211.047	950.971
8479301000	Presses for the manufacture ofparticle board electrically operated	203.594	861.094	509.234	1.988.304
8479302000	Presses for the manufacture ofparticle board not electrically opertd	0	12.029	0	108.880
8479401000	Rope/cable making mach,electrically operated	8.044	342.630	390.280	4.984.110
8479402000	Rope/cable making mach, notelectrically operated	31.722	56.947	257.572	483.816
8479500000	Industrial robots, not elsewherespecified/included	83.537	230.753	1.653.838	6.067.889
8479600000	Evaporative air coolers	81.872	440.973	620.986	4.285.691
8479811000	Oth mach&mechanical appliance fortreating metal,electrically operated	156.338	772.135	1.849.517	9.105.511
8479812000	Oth mach&mechanical appliance fortreating mtl,nonelectrically operated	9.855	25.662	84.675	298.588
8479821000	Mixing,kneading,crush,grind,screen, &otherwise machine,electrically operated	224.033	1.282.220	2.821.796	15.605.517
8479822000	Mixing,kneading,crush,grind,screen, &otherwise machine,not elect operated	15.593	51.997	164.385	1.010.073
8479892000	Chemical vapour deposition app forflat panel display production	36.509	192.588	1.435.903	4.858.040
8479893000	Oth apparatus, electrically operated	135.556	683.239	2.148.112	21.885.039
8479894000	Oth apparatus,nonelectrically operated	75.096	312.299	2.663.928	8.259.776
8479902000	Part of goods of subheading8479.89.20	36	61.696	4.477	808.300
8479903000	Part of oth electrically operatedmachines	263.903	1.582.515	3.326.959	25.819.552
8479904000	Part of nonelectrically operatedmachines	30.962	256.350	843.280	5.876.514
8480100000	Moulding boxes for metal foundry	22.595	167.568	210.398	3.233.872
8480200000	Mould bases	217.427	839.390	1.203.275	6.630.144
8480301000	Moulding patterns, of copper	1.033	3.868	58.119	115.194
8480309000	Moulding patterns, of other material	181.844	884.656	1.367.602	6.262.459
8480410000	Moulds for metal/metal carbidesinjection/compression types	30.743	171.115	528.661	2.604.866
8480490000	Moulds for metal/metal carbides notinjection/compression types	79.449	547.091	1.202.642	7.446.631
8480500000	Moulds for glass	14.784	70.109	299.175	1.846.056
8480600000	Moulds for mineral materials	91.708	517.950	619.750	6.388.497
8480710000	Moulds for rubber,plastics, injection/compression type	363.723	1.254.191	6.095.084	18.594.400
8480790000	Mould for rubber,plastics, not injection, compression type	77.568	464.957	1.408.670	8.209.326
8481101100	Pres-reduce valve,iron/steel,manualoperate sluice,5 cm <=int dia <40cm	36.594	140.366	869.937	2.263.879
8481101900	Pres-reduce valve,iron/steel,automaticoperate sluice,5 cm<=int dia <40cm	83.331	754.641	1.185.642	7.977.425
8481102000	Pressure-reducing valves of copper/copper alloys	18.410	128.768	349.893	1.711.136
8481109000	Pressure-reducing valves not of iron/steel,not of oth metal,not of plastics	90.507	1.111.668	937.682	11.715.009
8481201000	Valve for pneumatic tran,manual operatesluice, 5 cm<=internal diameter<40cm	2.561	97.289	124.817	719.193
8481209000	Valves not of iron/steel, not of othmetal,not of plastics	105.668	842.023	1.571.414	11.025.805
8481301000	Cast iron valve of swing check-valvetype,40 <=inlets internal diamtr<600 mm	41.830	250.422	391.372	1.906.734
8481302000	Check (nonreturn) valve,copper/copperalloy, internal diameter < 25 mm	25.685	79.110	226.956	632.347
8481309000	Other check (nonreturn) valve	355.424	2.158.591	3.244.348	17.354.499
8481401000	Safety/relief valves of iron/steel	7.018	28.954	149.316	468.850
8481409000	Oth safety/relief valves	151.875	924.160	3.051.733	16.639.920

Sumber: www.bps.go.id

I.3. IMPOR MENURUT KOMODITI / *IMPORT BY HS COMMODITY*
***** MEI / *MAY 2010* *****

H S	Uraian Komoditi *Commodity Description*	Berat Bersih / *Net Weight* (Kg) Bulan ini *Current Month*	 Kumulatif *Cum.Jan. to date*	Nilai / *Value C.I.F* (US$) Bulan ini *Current Month*	 Kumulatif *Cum.Jan. to date*
8481801100	Valves fr inner tube of copper/copperalloys	176.461	1.521.134	1.698.335	9.928.660
8481801200	Valves for inner tubesof oth materials	34.104	204.073	124.081	1.323.490
8481801300	Valves for tubeless tyres of copper/copper alloys	6.248	22.252	73.448	167.693
8481801400	Valves for tubeless tyres of othmaterials	2.582	75.335	19.892	584.757
8481802100	Lpg cylinder valves having inlet &outlet internal diameters<=2.5cm	54.905	148.592	419.506	833.896
8481802200	Lpg cylinder valves having inlet &outlet internal diameters>2.5cm	1.662	2.999	3.368	18.107
8481803000	Cocks/valves,whether/not fitted withpiezo electric igniters for gas stove	72.280	401.411	394.264	2.181.345
8481804100	Soda water bottle valve;gas operat,of plastic, 1 cm < intern dia <= 2,5cm	139	6.664	1.634	22.195
8481804900	Oth soda water bottle valves;gas operatebeer dispensing units	46.902	159.310	459.677	2.300.102
8481805100	Mixing tapes and valves,of plastic,1 cm < internal diameter <= 2,5cm	26.764	126.273	28.775	548.999
8481805900	Others mixing tapes and valves	214.194	615.914	326.232	1.086.908
8481806100	Water pipeline valve,manual operatesluice,5cm<inlet/outlet int diamtr>=40cm	35.881	359.049	72.009	553.435
8481806200	Cast iron gate valve,inlet diamtr>=4cm &cast iron butterfly valve,inlet dia>=8cm	43.483	344.631	321.578	1.836.869
8481806300	Cast iron gate valve,inlet diamtr<4cm &cast iron butterfly valve,inlet dia <8cm	105.556	1.254.222	666.251	8.586.803
8481806400	Hog nipple waterer,of plastics,1 cm <=internal diameter < 2,5 cm	9	9	446	446
8481806500	Other hog nipple waterers	394	7.611	5.333	66.854
8481806600	Nipple joint valves,of plastics, 1 cm<=internal diameter < 2,5 cm	0	21	0	186
8481806700	Other nipple joint valves	52.245	130.119	137.069	551.069
8481807100	Ball valves,of plastics, 1 cm <=internaldiameter < 2,5 cm	35.086	129.631	66.847	2.071.073
8481807200	Other ball valves	381.400	1.364.975	3.478.002	12.578.041
8481807300	Gate valve,manual operate,of iron/steel,5cm<=inlet/outlet internal diamtr<40cm	300.472	1.589.764	1.411.938	7.720.688
8481807400	Gate valve,manual operate,of iron/steel,inlet/outlet internal diamtr < 40cm	4.706	570.126	87.051	5.033.383
8481807500	Manifold valves of plastics, 1 cm <=internal diameter < 2,5 cm	2.185	7.023	37.513	86.019
8481807600	Other manifold valves	60.084	430.326	984.808	4.955.529
8481808100	Pneumatic control valve,of plastics,1 cm <=internal diameter < 2,5 cm	63	2.517	2.534	67.997
8481808200	Other pneumatic controlled valve	12.062	250.148	314.827	4.828.511
8481808300	Oth valve of plastic,inlet diamtr>=1cm,outlet diamtr <= 2,5 cm	15.877	18.679	27.628	47.054
8481808400	Oth valve of plastic,inlet diamtr>=1cm,outlet diamtr > 2,5 cm	2	20.461	710	51.356
8481808500	Oth valve of plastic,with other size ofinlet/outlet diameter	41.882	382.849	274.178	2.230.273
8481808600	Other valve of stainless steel/nickle,manual operate,weighting < 3 kg	103.529	437.487	508.889	2.370.782
8481809100	Ball valves	96.970	412.436	700.850	2.905.881
8481809900	Other valves and similar appliances forpipes	654.692	4.090.915	17.353.862	93.144.224
8481901000	Parts of housing for sluice/gate valves	6.685	95.555	169.499	1.139.512
8481902100	Bodies, for water taps	3.867	9.638	38.617	114.967
8481902300	Others bodies for taps, cocks, valves,and similar appliances	7.959	57.347	156.458	569.897
8481902900	Others parts for taps, cocks, valves, &similar appliance of int. dimtr =< 25mm	76.251	387.257	949.256	4.787.953
8481903000	Valve bodies/stems of inner tube/tubeless tyres valves	89.250	379.276	982.756	5.271.644
8481904000	Valve cores of inner tube valves/tubeless tyres valves	5.289	50.351	46.620	576.394
8481909000	Others parts for taps, cocks, valves,and similar appliances	207.839	1.585.238	3.715.297	46.180.518
8482100000	Ball bearings	1.484.182	6.088.944	14.828.298	67.032.056
8482200000	Tapered roller bearings,includingcone&tapered roller assemblies	194.675	1.091.031	2.164.670	13.210.138
8482300000	Spherical roller bearings	134.742	801.288	726.608	4.817.544
8482400000	Needle roller bearings	34.650	239.475	1.116.472	5.655.731
8482500000	Oth cylindrical roller bearings	94.041	1.134.777	1.509.024	9.341.861
8482800000	Oth,including combined ball/rollerbearings	708.665	3.395.589	6.326.879	33.842.656
8482910000	Balls, needles and rollers	178.062	762.627	1.125.170	5.226.564
8482990000	Other parts of ball and roller bearings	682.012	2.772.385	5.019.593	20.058.771
8483101000	Transmission shafts for earth movingmachinery	76.175	584.724	1.167.703	5.735.925
8483102100	Transmissi shafts for enginesf veniclehead 87.01exc 8701.10/8701.90	17.280	174.079	331.165	2.261.247
8483102200	Transmission shafts for engines ofvehicles of subhead 8701.10/8701.90	11.429	158.566	112.598	1.797.476
8483102300	Transmission shafts for engines ofvehicles of heading 87.11	238.983	1.116.674	4.207.722	19.422.459
8483102400	Transmission shafts for engines ofoth vehicles of chapter 87	1.661.832	7.760.225	14.137.071	74.095.880
8483103100	Transmission shafts for marine propul-sion engines of an output<=22.38 kw	0	10	0	710
8483103900	Transmission shafts for marine propul-sion engines of an output>22.38 kw	107.686	413.080	1.884.019	7.517.886
8483109000	Oth transmission shafts	735.683	3.761.832	7.736.927	47.686.701
8483201000	Bearing housing incorporating forearth moving machinery	59.274	338.970	270.704	1.779.975
8483209000	Bearing housing incorporating not forearth moving machinery&motor vehicle	210.765	733.214	1.026.326	3.046.700
8483301000	Bearing housing not incorporating forearth moving machinery	48.239	224.763	457.683	2.415.948
8483309000	Bearing housing not incorporat not forearth moving machinery&motor vehicle	227.469	1.728.793	1.833.226	11.512.899
8483401100	Gear&gearing for engines of vehiclesof head 87.01exc subhead 8701.10/90	19.677	99.311	135.760	1.247.524
8483401300	Gear&gearing for engines of vehiclesof heading 87.11	246.067	897.064	4.275.911	17.370.651
8483401400	Gear&gearing for engines of othvehicles of chapter 87	464.227	2.386.873	6.976.323	32.820.547
8483402100	Gear&gearing for marine propulsionengines of an output<=22.38 kw	10.934	70.472	337.286	1.669.916
8483402900	Gear&gearing for marine propulsionengines of an output>22.38 kw	294.255	1.268.908	2.313.715	11.449.709
8483403000	Gear&gearing for the engines of earthmoving machinery	213.180	1.544.273	3.958.881	19.006.050
8483409000	Gears and gearing for oth engines	519.245	3.696.493	5.437.558	41.787.155
8483500000	Flywheels&pulleys,including pulleyblocks	259.115	1.511.221	3.096.497	17.321.701
8483600000	Clutches&shaft couplings(includinguniversal joint)	588.836	2.767.414	7.390.301	34.404.018
8483901100	Parts of 8783.10 for pedestrian controlltractors of subheading 8701.10	347	30.876	9.098	251.842
8483901300	Parts of 8783.10 for oth tractors ofheading 87.01	17.214	173.677	465.078	4.928.379
8483901400	Parts of 8783.10 for goods of heading87.11	14.794	154.488	331.561	1.795.292
8483901500	Parts of 8783.10 for oth goods ofchapter 87	105.884	397.681	1.567.879	5.916.896
8483901900	Parts of 8783.10 for oth	77.842	337.328	653.141	2.640.413
8483909100	Oth toothed wheels for pedestriancontrolled tractors of subhead8701.10	170	231	15.007	22.130
8483909300	Oth toothed wheels for oth tractors ofheading 87.01	1.289	9.762	8.344	56.159
8483909400	Oth toothed wheels for goods ofheading 87.11	155.775	516.411	1.591.349	5.139.166
8483909500	Oth toothed wheels for oth goods ofchapter 87	104.593	467.759	1.408.696	6.484.067
8483909900	Oth toothed wheels for others	217.675	839.878	1.399.851	6.027.815

https://www.bps.go.id

I.3. IMPOR MENURUT KOMODITI / *IMPORT BY HS COMMODITY*
***** MEI / *MAY 2010* *****

H S	Uraian Komoditi *Commodity Description*	Berat Bersih / *Net Weight* (Kg) Bulan ini *Current Month*	 Kumulatif *Cum.Jan. to date*	Nilai / *Value C.I.F* (US$) Bulan ini *Current Month*	 Kumulatif *Cum.Jan. to date*
8484100000	Gaskets&similar joint metal sheetingcomb with oth material/2 more layrs	257.330	1.566.817	4.342.829	22.809.961
8484200000	Mechanical seal	50.942	363.179	1.114.430	5.706.492
8484900000	Sets/assortments of gaskets&similarjoints	188.346	1.029.962	3.879.270	19.998.378
8486101000	Apparatus for rapid heating ofsemiconductor wafers	1.879	2.196	12.086	25.075
8486102000	Spin dryers for semiconductor waferprocessing	1.006	5.814	17.639	178.546
8486103000	Machines for produc semiconduntor waferby removal of material,laser/photon bea	320	365	9.373	40.292
8486104000	Mach., app for sawing monocrystal semi-cond. boules into slice, wafer into chip	0	10.276	0	59.758
8486106000	Apparatus for growing/pullingmonocrystal semiconductor boules	0	1.516	0	15.735
8486109000	Oth machines&apparatus for the manufactof boules/wafers	11	6.149	971	272.796
8486201200	Epitaxial deposition mach., spinners forcoating photograph emulsi on semiconduct	233	41.229	4.381	282.883
8486201900	Other film formation equipment	10	87	213	1.353
8486202100	Ion implanters for doping semiconductormaterials	0	18	0	342
8486202900	Other doping equipment	0	64	0	3.414
8486203100	Deflash mach, spraying appliance foretching,stripping,cleaning semicon wafer	0	9.226	0	283.625
8486203300	App for wet etching, developing,stripping,cleaning semiconductor wafers	1.555	3.593	23.678	43.513
8486203900	Other etching and stripping equipment	3	359	72	2.699
8486204200	Step and repeat aligners	409	409	37.863	37.863
8486205100	Dicing machines for scribing/scoringsemiconductor wafers	92	1.851	6.171	47.500
8486205900	Other equipment for developing exposedwafers	0	1.842	0	7.936
8486209100	Lasercutters for cut contact. tracks insemiconductor production by laser beam	0	1.101	0	47.764
8486209200	Mach. for bend, fold and straighteningsemiconductor leads	292	1.178	12.039	41.000
8486209300	Resistance heated furnaces, ovens forthe manufact of semicon device/on wafer	611	881	10.905	30.349
8486209500	Auto-mach. for the placement/removal ofcomp./contact element on semicond. wa	7.976	11.320	63.870	93.925
8486209900	Other mach. & apprts for the mnfact ofsemicon. devices/of elect integ. circuit	6.516	8.914	114.102	326.930
8486301000	App. for dry etch pattern on flat paneldisplay substrates	1.935	1.937	55.505	55.870
8486302000	App. for wet etch, develope, strippingor cleaning flat panel displays	0	276	0	2.662
8486303000	Chemical vapour deposition app.to prodspinners for coat,physic depo.flat panel	5	807	540	7.139
8486309000	Othetr mach. and app. for the manufactof flat panel displays	1.447	10.823	34.148	395.291
8486401000	Focused ion beam milling mach to prodce,repair mask,reticle for pattern s-device	14	16	795	905
8486402000	Die attach app, auto-tape/wire bonders,auto-mach.trans/handle/storage,wafer bo	9.746	34.751	1.511.113	3.291.212
8486403000	Moulds for manufact. of semiconductordevices	558	2.358	147.353	375.809
8486404000	Optical stereoscopic microscopes withequip. design to handle of s-wafer/rtcle	19	164	1.021	39.495
8486405000	Photomicrographic microscope with equipdesign to handle of s-wafer/recticle	9	9	206	206
8486409000	Other machines and apparatus specifiedin note 9(c) to this chapter	1	472	29	17.678
8486901100	Parts and accessories of app for rapidheating of semicondictor wafer	119	38.207	1.588	87.018
8486901200	Parts & accessories of spin dryers forsemiconductor wafer prosesing	479	5.303	2.439	80.406
8486901300	Parts&accessories of mach. for prod.semicon wafers by removal/laser/photon bear	6.407	8.477	140.815	166.007
8486901400	Tool holders&self-open diehead, of machfor sawing s-boul to slice/wafer to chip	4	15.679	21	75.792
8486901500	Oth parts, access.of mach. for sawingm-crystal s-boule to slice/wafer to chip	268	2.330	19.676	56.196
8486901600	Parts & access.of grind, polish, lapmach for processing of semicon. wafers	11	34.716	355	139.412
8486901700	Parts & access.of app for grow/pullingmonocrystal semiconductor boules	0	13	0	1.145
8486901900	Oth parts, access.of mach. and app.for the manufact. of boules/wafers	117	3.775	17.250	130.811
8486902200	Parts & access. of epitaxial depo. mach,spinner for coat photo. emuls on s-wafer	0	5.900	0	95.000
8486902400	Tool holder/self-open diehead; of sprayfor etch,strip s-wafer,dry-etch pattern	0	38	0	2.639
8486902500	Oth parts & access. of spray for etch,strip,clean,dev s-wafer,dry-etch pattern	10	7.098	96	297.813
8486902600	Tool holder/self-open diehead,of dicingmach laser cutters,fold,strightn s-lead	694	5.277	54.951	388.422
8486902700	Other part and accessories of dicingmach laser cutters,fold,strightn s-lead	1.097	2.599	31.231	71.979
8486902800	Part & access of resist heated, induct,dielectric furnaces/oven mnfact s-wafer	129	2.258	2.505	24.000
8486902900	Oth part & acces of mach & app.for mnfctof s-devices/of elect. integr-circuits	145	1.485	6.809	52.583
8486903200	Tool holder/self-open dieheads,of app.wet etch patterns on flat panel display	169	172	508	1.130
8486903300	Oth. part&access of app for wet etchingdevelope, strip/clean flat panel display	0	241	0	4.581
8486903900	Oth part & access of mach and apparatusfor the manufact. of flat panel displays	0	204.048	0	436.468
8486904100	Part & acces of focused ion beam millingmach to produce, repair mask, reticle	0	37	0	1.317
8486904200	Part&acces of die attach app, auto-tape/wire bonder, encapsul equip for assembl	832	3.954	10.023	93.449
8486904300	Part&acces of auto-mach transport, handlstorage of s-conductors, wafer casse/box	5	14	64	128
8486904400	Part&acc of optic stereoscop microscopewith equip to hndle/tran of s-wafer/rtcl	26	243	638	7.288
8486904900	Part and acces of other mach & appspecified in note 9(c) to this chapter	1.305	11.271	29.499	198.723
8487100000	Ships/boats propellers and blades	166.282	660.877	1.852.520	6.328.346
8487900010	Oil seal rings	134.748	721.799	1.758.687	8.875.689
8487900090	Oth mach. parts, not cont. electric con-nector,insulator,coil, oth elec.features	62.636	516.330	1.572.100	8.242.660
8501101100	Stepper dc motors of an output =<37.5w	16.136	43.494	280.676	851.399
8501101200	Spindle dc motors of an output =<37.5w	13.076	22.929	373.850	740.555
8501101900	Others dc motors of an output =<37.5w	231.041	1.210.124	2.292.558	11.297.648
8501109100	Stepper universal (AC/DC) motors ofan output =<37.5w	6.541	11.182	130.609	265.306
8501109200	Spindle universal (AC/DC) motors ofan output =<37.5w	1.203	25.414	29.851	379.589
8501109900	Others universal (AC/DC) motors ofan output =<37.5w	253.808	969.105	1.895.733	10.154.737
8501201100	Universal (AC/DC) motors ofan output >746 w and < 1 kw	14	455	42	6.297
8501201900	Universal (AC/DC) motors of anoutput >37.5 w and <= 746 w	301.858	1.092.098	854.325	3.750.993
8501202000	Universal (AC/DC) motors ofan output>1 kw	1.559	31.457	19.952	306.812
8501311000	Dc motors an output =< 750 w	140.229	1.044.013	1.354.584	8.834.230
8501312000	Dc generators an output =< 750 w	47.698	513.491	159.543	1.490.942
8501320000	Dc motors/dc generator an output > 750wand <= 75 kw	72.169	237.427	495.321	1.539.511
8501330000	Dc motors/dc generator an output >75 kwand <= 375 kw	19.452	214.607	84.085	1.566.407
8501340000	Dc motors/dc generator an output > 375kw	79.429	193.226	2.678.746	3.476.648
8501401000	Oth AC motors, single-phase of anoutput <=1kw	822.742	2.646.351	1.938.357	6.053.846
8501402000	Oth AC motors, single-phase of anoutput >1kw	109.889	460.075	315.853	1.425.898
8501510000	Oth AC motors, multi-phase of anoutput <=750 w	461.658	1.867.705	1.864.035	8.336.225
8501521000	Oth AC motors, multi-phase of an output> 750w and <=1kw	78.466	246.480	625.503	1.606.222

www.bpkp.go.id

I.3. IMPOR MENURUT KOMODITI / *IMPORT BY HS COMMODITY*
***** MEI / *MAY 2010* *****

H S	Uraian Komoditi *Commodity Description*	Berat Bersih / *Net Weight* (Kg) Bulan ini *Current Month*	 Kumulatif *Cum.Jan. to date*	Nilai / *Value C.I.F* (US$) Bulan ini *Current Month*	 Kumulatif *Cum.Jan. to date*
8501522000	Oth AC motors, multi-phase of an output> 1 kw and <= 37.5 kw	558.941	2.457.552	1.742.515	7.094.384
8501523000	Oth AC motors, multi-phase of an output> 37.5 kw and <= 750 kw	244.511	984.429	1.810.509	4.181.224
8501530000	Oth AC motors,multi-phase of anoutput >75kw	138.532	571.504	690.447	4.864.785
8501611000	AC generator of an output <=12.5 kva	257.717	1.262.472	452.395	2.544.473
8501612000	AC generator of an output > 12.5 kva &<=75kva	169.628	1.016.042	459.808	2.437.227
8501621000	AC generator of an output > 75 kva &<= 150 kva	20.114	215.013	69.346	631.852
8501629000	AC generator of an output > 150 kva &<= 375 kva	24.783	281.510	100.666	875.562
8501630000	AC generator of an output > 375 kva &<=750kva	7.046	172.564	6.599	1.038.292
8501640000	AC generator of an output > 750 kva	17.149	202.482	493.171	4.556.477
8502110000	Generat sets with compression ignitioninter combus piston output <=75 kva	493.134	2.907.768	2.068.358	10.704.726
8502121000	Generating sets with spark-ignit interncombust pist output >75kva & <=125kva	88.163	388.464	594.770	2.652.792
8502129000	Generating sets with spark-ignit interncombust pist output >125kva & <=375kva	168.391	1.265.712	739.956	5.573.273
8502131000	Generating sets with spark-ignit interncombust pist output > 12500 kva	33.017	1.522.803	224.108	11.237.375
8502139000	Generating sets with spark-ignit interncomb pist output >375kva & <=12500 kva	1.224.344	6.396.956	16.436.693	80.428.506
8502201000	Generating sets with spark-ignit interncombust piston output <=75 kva	721.462	6.320.365	1.755.331	12.989.857
8502202000	Generating sets with spark-ignit interncombust piston output >75kva & <=100kva	351.491	929.597	1.267.676	2.476.897
8502203000	Generat sets with spark-ignition intrncombust piston outp>100kva & <=10000kva	111.736	826.267	2.543.018	17.225.719
8502204900	Generating sets with spark-ignit interncomb piston output>10000kva & <=12500kva	500.353	2.369.184	1.558.119	5.864.899
8502311000	Oth generating sets wind-poweredof an output <=10,000 kva	0	917	0	20.505
8502319000	Oth generating sets wind-poweredof an output >10,000 kva	0	23.599	0	392.692
8502391000	Oth generating sets not wind-poweredof an output <=10 kva	690	1.583	8.960	18.733
8502392000	Oth generating sets not wind-poweredof an 10 kva<output<=10,000 kva	15.315	257.502	35.318	2.366.386
8502393100	Oth generating sets not wind-poweredof an output > 12,5000 kva	0	680.785	0	4.564.635
8502393900	Oth generating sets not wind-powered ofan output > 10,000 kva & <=12,500 kva	736.312	1.958.199	10.716.697	28.445.830
8502400000	Electric rotary converters	13.307	113.553	79.675	653.371
8503001100	Stators for ceiling fans for generatorsof an output <= 10000 kw	1.458	382.131	32.017	6.079.155
8503001200	Parts of motors for generators ofan output <=1.5 kw & >75kw	24.636	60.298	106.415	246.758
8503001300	Parts of motors for generators ofan output >1.5 kw & <=75kw	13.584	41.711	63.220	253.841
8503009000	Parts of motors for generators ofan output >75 kw & <= 10000 kw	1.116.732	5.233.793	8.238.265	66.345.681
8504100000	Ballasts, for discharge lamps/tubes	291.422	1.280.534	1.433.115	5.580.747
8504211000	Step-voltage regulators;instrumenttranformer with a power handl cap<=5kva	6.959	70.512	70.866	467.868
8504219100	Liquid dielect transformer with handlingcap>5kva & <=10kva, side voltage>=66 kv	30.058	361.588	240.683	750.360
8504219900	Liquid dielect transformer with handlingcap>5kva & <=10kva, side voltage <66 kv	13.920	208.806	256.322	3.206.304
8504221100	Step-voltage regulator, side voltage>=66kv & handling cap>650kva &<=10000kva	0	70.904	0	466.555
8504221900	Step-voltage regulator of a high sidevoltage of <66,000 volts	19.301	51.461	98.294	410.358
8504229100	Liquid dielect transformer, side voltage>=66 kv, handl cap >650 kva & <=10000kva	0	181	0	6.121
8504229900	Liquid dielect transformer, side voltage< 66 kv, handl cap >650 kva & <=10000kva	39.226	41.828	11.959	175.798
8504231000	Liquid dielectric transformers, powerhandl cap > 10000kva & <= 15000kva	11.600	720.209	154.250	7.363.548
8504232100	Liquid dielectric transformers, powerhandl cap > 15000kva & <= 20000kva	46.179	46.179	161.400	161.400
8504232900	Liquid dielectric transformers, powerhandl cap > 20000kva	306.377	1.937.500	1.030.829	14.085.739
8504311000	Instrum. potential transformer, powerhandling capacity <= 1 kva	119.985	180.615	1.271.103	1.927.777
8504312000	Instrum. current tranformer with powerhandling capacity <= 1 kva	50.241	309.834	581.340	13.852.956
8504313000	Flyback transformer, power handlingcapacity < 1 kva	69.429	262.658	444.881	2.006.932
8504314000	Intermediate frequency transformer,power handling capacity <= 1 kva	8.850	58.152	268.104	2.348.452
8504315000	Step up/down transformer,slide regulatorhandling capacity <= 1 kva	217.116	952.406	959.139	4.926.845
8504319000	Oth transformer having power handlingcapacity <= 1kva	224.088	1.270.508	2.769.944	11.296.016
8504321100	Matching transformers, power handlingcapacity > 1 kva and <= 5 kva	7.063	36.964	121.879	375.233
8504321900	Oth instrument transformator, powerhandling capacity > 1 kva and <= 5 kva	5.874	97.235	25.098	326.403
8504322000	Instrment used with toys,scale modelsor similar recreational models	0	786	0	28.949
8504323000	Oth transformer, high frequency, powerhandling capacity > 1 kva and <= 5 kva	14.851	14.978	67.534	73.733
8504324100	Matching transformers, power handlingcapacity > 5 kva and <= 10 kva	0	4.879	0	58.226
8504324900	Oth instrument transformator, powercapacity > 5 kva and <= 10 kva	37	1.824	3.901	17.193
8504325100	Matching transformers, power handlingcapacity > 10 kva and <= 16 kva	0	181	0	2.709
8504325900	Oth instrument transformator, powercapacity > 10 kva and <= 16 kva	17.275	169.918	168.346	1.216.642
8504331100	Matching transform.side voltage >= 66kv& power cap. > 16 kva and <= 500 kva	0	4.059	0	151.277
8504331900	Oth instrum transform.side voltage>=66kv& power cap. > 16 kva and <= 500 kva	128	9.339	11.932	137.818
8504339100	Matching transform. side voltage < 66kv& power cap. > 16 kva and <= 500 kva	358	6.686	5.429	66.677
8504339900	Oth instrum transform. side voltage<66kv& power cap. > 16 kva and <= 500 kva	14.036	79.401	417.987	1.146.232
8504341100	Matching transform.side voltage >=66kv &power cap >10000 kva & <=15000 kva	0	146	0	737
8504341200	Oth instrum transform.side voltage>=66kvpower cap >10000 kva & <=15000 kva	26.746	316.504	103.163	538.461
8504341300	Matching transform.side voltage < 66kv &power cap >10000 kva & <=15000 kva	42	305	733	7.416
8504341400	Oth instrum transform. side voltage<66kvpower cap >10000 kva & <=15000 kva	6.000	47.862	49.245	223.615
8504342900	Oth instrument transform. with powerhandling capacity >15000 kva	30.387	739.817	2.230.932	11.904.531
8504401100	Uninterrupted power supplies (ups)	396.937	3.047.484	2.781.667	20.135.442
8504401900	Other static converter for automaticdata processing machines	58.386	309.664	1.020.579	5.907.868
8504402000	Battery chargers having a rating>100 kva	32.004	102.111	264.232	863.157
8504403000	Other rectifiers	37.096	236.286	939.993	6.090.368
8504404000	Inverters	31.674	165.289	361.456	2.649.264
8504409000	Other static converter	734.899	1.820.803	9.711.145	19.017.908
8504501000	Inductors for power supply for automaticdata process mach&unit thrf,telecom app	182.175	576.966	1.526.668	8.875.594
8504502000	Chip type fixed inductors	37.911	148.898	1.251.269	5.384.903
8504509100	Other inductors, with power handlingcapacity > 2500 kva and <= 10000 kva	4.749	11.065	2.856.677	3.118.268
8504509200	Other inductors having a power handlingcapacity > 10000 kva	1.450	9.846	67.724	296.852
8504901000	Parts of goods of subheading 8504.10	1.356	10.590	33.048	267.793
8504902000	Parts of printed circuit assmb good sub8504.40.11,8504.40.19,8504.50.11	1.752	58.343	46.674	348.122
8504903100	Radiator panel,flat tube radiator assembfor distrib&power transformer <=10000kva	39.508	174.897	219.233	1.325.296
8504903900	Oth part of electrical transformers ofa capacity <= 10,000 kva	98.399	386.694	695.883	2.304.361
8504904100	Radiator panel,flat tube radiator assembfor distrib&power transformer >10000 kva	3.991	41.365	16.720	119.096

www.bps.go.id

I.3. IMPOR MENURUT KOMODITI / *IMPORT BY HS COMMODITY*
***** MEI / *MAY 2010* *****

H S	Uraian Komoditi *Commodity Description*	Berat Bersih / *Net Weight* (Kg) Bulan ini *Current Month*	 Kumulatif *Cum.Jan. to date*	Nilai / *Value C.I.F* (US$) Bulan ini *Current Month*	 Kumulatif *Cum.Jan. to date*
8504904900	Oth part of electrical transformers ofa capacity > 10,000 kva	47.576	204.499	118.423	330.512
8504905000	Other, for inductors of capacity<= 2500 kva	0	355	0	25.876
8504906000	Other, for inductors of capacity> 2500 kva	397	1.397	31.052	77.053
8504909000	Parts of goods of heading 8504 oth thansubheading 8504.10.	319.655	1.345.448	4.060.037	9.963.631
8505110000	Permanent magnet of metal	88.317	404.429	778.625	4.279.285
8505190000	Permanent magnet not of metal	448.790	2.625.097	4.853.444	26.328.137
8505200000	Electro magnetic couplings, clutchesand brakes	50.746	287.393	764.573	4.061.206
8505901000	Electro magnetic/permanent magnetchucks,clamps&similar holdg devices	35.420	93.952	79.532	712.156
8505902000	Parts of goods of subheading 8505.20	28.427	175.352	293.181	1.931.319
8505909000	Oth non-permanent magnet	112.678	809.889	871.113	8.262.430
8506101000	Manganese dioxide having external volume<=300 cm of primary cell/batteries	10.634	303.818	103.128	2.526.861
8506109000	Manganese dioxide having external volume> 300 cm of primary cell/batteries	62.747	540.527	646.410	3.096.094
8506300000	Mercuric oxide of primary cell/batteries	0	448	0	9.404
8506500000	Lithium of primary cell/batteries	62.655	397.281	2.568.150	18.986.475
8506600000	Air-zinc of primary cell/batteries	259	1.547	820	7.308
8506801000	Zinc carbon, having an external volume<=300 cm of primary cell/batteries	9.182	75.795	35.533	327.788
8506802000	Zinc carbon, having an external volume> 300 cm of primary cell/batteries	4	3.724	83	35.211
8506809000	Other primary cell/batteries	344.600	1.216.703	1.019.449	4.462.374
8506900000	Parts of primary cells/batteries	92.056	465.410	926.500	4.440.354
8507101000	Lead-acid, for starting piston engineof a kind used for aircraft	415	613	34.067	39.637
8507109000	Lead-acid, for starting piston engineof a kind used not for aircraft	403.702	1.572.860	1.373.688	5.153.073
8507201000	Oth lead-acid accumulator of a kindused for aircraft	0	20.507	0	208.495
8507209000	Oth lead-acid accumulator of a kindused not for aircraft	1.152.602	4.094.435	4.469.578	16.009.678
8507300000	Nickel-cadmium of electric accumulatorsincluding separator therefor	4.880	119.077	111.639	892.812
8507400000	Nickel-iron of electric accumulatorsincluding separator therefor	4	75	266	2.975
8507801100	Lithium ion accumulators of a kind usedfor laptop (incl. notebook, subnotebook)	297	1.065	19.577	84.383
8507801900	Other lithium ion accumulators	20.609	91.086	113.939	955.358
8507802000	Oth accumulator of a kind used foraircraft	27	997	2.069	65.576
8507809000	Other accumulator	333.437	1.442.231	2.888.849	29.687.127
8507901100	Plate of goods of subheading 85.07.908507.10	536	1.107	4.055	21.891
8507901200	Plate of a kind used for aircraft	3	3	35	35
8507901900	Plates for other accumulators	22.110	102.347	44.718	277.508
8507909100	Other parts of a kind used for aircraft	6	45	1.144	1.501
8507909200	Battery separators in sheets, rolls/cutto size of materials oth than PVC	159.244	456.932	862.483	2.384.240
8507909300	Part of goods of subheading 8507.10.90	43.814	205.706	189.853	904.624
8507909900	Part of good of heading 8507.10 oth thansubheading 8504.10.90	26.981	204.594	675.412	1.456.289
8508110000	Vacuum cleaner with self-contained electa power < 1,500 w & a dust bag < 20 l	51.640	249.778	431.076	1.948.103
8508190000	Oth vacuum cleaners with self-containedelectric	24.408	103.841	89.169	467.909
8508600000	Other vacuum cleaners	50.623	309.225	362.887	1.417.040
8508700010	Part of vacuum cleaner for domestic use	13.742	45.865	148.311	497.957
8508700090	Part of vacuum cleaner other thandomestic use	1.006	14.927	8.897	98.832
8509400000	Food grinder&mixer,fruit/vegetable juiceextract with self-contained elect motor	383.679	1.582.877	1.756.893	7.780.836
8509801000	Floor polishers with self-containedelectric motor	8.255	59.658	28.039	287.272
8509809000	Oth electro-mechanic domestic appliancewith self-contained electric motor	7.505	80.642	40.494	364.999
8509901000	Part of goods of subheading 8509.80.10	23.109	27.342	39.698	144.432
8509902000	Part of goods of subheading 8509.40.10or 8509.80.90	276.749	956.662	809.666	2.114.155
8510100000	Shavers, with self-contained electricmotor	9.345	21.483	18.517	153.577
8510200000	Hair clippers, with self-containedelectric motor	4.818	15.430	3.024	53.632
8510300000	Hair-removing appliances,with self-contained electric motor	63	299	1.617	18.194
8510900000	Parts of shavers, with self-containedelectric motor	6.253	43.027	66.865	1.784.248
8511101000	Sparking plugs suitable for aircraftengines	2	15.291	52	160.746
8511109000	Other sparking plugs	133.051	344.503	611.871	2.761.631
8511200000	Ignition magnetos, magneto-dynamos,magnetic flywheels	80.229	282.521	954.653	3.073.780
8511302000	Unassembled distributors/ignition coilexcluding those for aircraft engines	8.203	52.494	158.850	825.335
8511309000	Other distributors; ignition coils	167.332	847.096	2.850.338	15.419.310
8511401000	Starter motors & dual purpose starter-generators for aircraft engines	249	1.979	59.804	560.934
8511402000	Other unassembled starter motors	13.526	81.387	134.037	1.020.591
8511403000	Starter motors for vehicles of heading87.01 to 87.05	157.136	855.565	2.037.780	8.928.413
8511409000	Other starter motor	191.498	1.194.526	2.744.851	19.306.427
8511501000	Other generator suitable for aircraftengines	69	265	1.211	4.270
8511502000	Other unassembled alternators	414	63.161	6.382	148.303
8511503000	Oth alternators for vehicles of heading87.01 to 87.05	293.118	1.379.593	3.712.141	16.272.106
8511509000	Other generators	156.427	1.069.792	1.623.710	10.772.019
8511800000	Other equipment of electrical ignitionor internal combustion engines	46.104	175.492	329.042	1.475.378
8511900010	Parts of goods for aircraft engines	67	8.799	2.053	115.691
8511900091	Contact points	15.611	44.251	613.344	1.901.849
8511900099	Other parts of electrical ignition/internal combustion engines	387.484	2.217.061	5.622.821	29.893.973
8512100000	Lighting/visual signalling equipmentof a kind used on bicycles	17.719	111.666	517.735	849.682
8512201000	Lighting/visual signalling equipmentfor motor cars, assembled	494.375	2.188.653	8.390.894	37.196.001
8512202000	Unassembled lighting/visual signalingequipment	17.916	93.140	123.777	611.769
8512209000	Other lighting/visual signallingequipment	19.770	293.207	244.799	2.886.304
8512301000	Horns and serenes, assembled	94.896	383.866	298.848	1.482.436
8512302000	Unassembled sound signalling equipment	57	6.728	842	25.443
8512309000	Other sound signalling equipment :	62.062	327.998	719.177	4.077.698
8512400000	Windscreen wiper, defroster & demisters	53.567	281.345	411.591	3.072.538
8512901000	Parts of goods of subheading 8512.10	10.963	18.401	26.153	106.351
8512902000	Parts of goods of subheading 8512.208512.30,/8512.40	160.589	843.717	2.271.229	12.793.244
8513101000	Miners helmet lamps	3.157	21.120	120.013	367.527

https://www.bps.go.id

I.3. IMPOR MENURUT KOMODITI / *IMPORT BY HS COMMODITY*
***** MEI / *MAY 2010* *****

H S	Uraian Komoditi *Commodity Description*	Berat Bersih / *Net Weight* (Kg) Bulan ini *Current Month*	 Kumulatif *Cum.Jan. to date*	Nilai / *Value C.I.F* (US$) Bulan ini *Current Month*	 Kumulatif *Cum.Jan. to date*
8513102000	Quarrymens lamps	11.369	36.295	16.065	53.905
8513109000	Other portable electirc lamps	520.387	2.304.846	1.562.608	7.882.453
8513903000	Parts of reflectors for flashlights;plastic switch	83.647	285.055	248.103	727.870
8513909000	Oth part of portable elect lamp designedto fuct by their own source of energy	55.375	281.692	199.856	883.513
8514100000	Resistance heated furnaces and ovens	25.573	218.428	1.234.292	2.996.998
8514202000	Oth furnace/oven function by inductionmanufact. of PCB/printed wiring board	0	623	0	17.490
8514209000	Oth furnaces/oven function by inductionor dielectric loss	150.097	849.757	1.307.059	5.374.064
8514302000	Oth elect furnace/oven for the manufactof PCB/printed wiring board	1.213	8.645	5.774	111.433
8514309000	Other furnaces and ovens	85.987	421.570	767.303	3.794.215
8514400000	Oth equipment for the heat treatment ofmaterials by induction/dielectric loss	4.007	240.614	159.079	1.861.973
8514902000	Part of industrial/laboratory electricfunaces/oven for manufact.of PCB/PWB	1.249	46.786	30.035	328.369
8514909000	Other parts of furnaces and ovens	65.157	531.795	1.639.531	17.790.697
8515110000	Soldering irons and guns	33.880	130.265	116.411	359.706
8515191000	Mach and app for soldering componenton PCB/printed wiring boards	6.982	22.433	285.493	736.513
8515199000	Other brazing/soldering machines andapparatus	4.044	50.535	28.367	673.222
8515210000	Mach and app for resistance welding ofmetal fully/partly automatic	45.174	194.125	354.625	1.601.605
8515290000	Mach and app for resistance welding ofmetal non-automatic	76.933	328.561	318.335	1.602.788
8515310000	Mach and app for arc welding of metalfully/partly automatic	45.941	285.785	670.034	3.570.055
8515391000	AC arc welders, transformer type non-automatic	31.931	196.579	216.130	1.180.117
8515399000	Mach and app for arc welding of metalnon-automatic	204.820	698.142	1.058.541	5.286.617
8515801000	Electric mach & app for hot spraying ofmetals/sintered metal	8.181	26.081	110.196	362.167
8515809000	Electric mach & app not for hot sprayingof metals/sintered metal	40.134	283.062	263.236	2.173.286
8515901000	Parts of AC arc welder, transformer type	570	50.523	40.284	806.642
8515902000	Parts of mach & app for solderingcomponent on PCB/printed wiring boards	4.447	11.526	218.726	450.219
8515909000	Other parts in heading 8515	77.613	475.216	675.805	4.256.156
8516101000	Electric instantaneous/storage waterheaters	134.535	539.526	919.171	3.621.972
8516103000	Electric immersion water heaters	128	7.672	588	34.251
8516210000	Storage heating radiators	0	2.316	0	17.400
8516290000	Oth electric space heating app/electricsoil heating apparatus	6.264	28.857	68.604	517.399
8516310000	Hair dryers	6.825	35.257	62.107	278.394
8516320000	Other hair-dressing apparatus	40.095	166.560	129.062	613.483
8516330000	Hand-drying apparatus	4.269	13.893	32.056	131.875
8516401000	Electric smoothing irons of kind designto use steam from the indust boilers	9.317	11.330	31.190	71.939
8516409000	Other electric smoothing irons	151.725	552.407	638.271	2.188.120
8516500000	Microwave ovens	69.056	295.376	260.294	1.356.303
8516601000	Rice cookers	1.492.307	5.755.689	4.974.707	19.954.789
8516609000	Cooking plates,boiling rings,grillers &roasters	108.949	408.408	495.828	1.660.011
8516710000	Coffee/tea makers	12.533	43.329	76.197	334.954
8516720000	Toasters	18.961	66.726	125.717	349.790
8516791000	Kettles	22.385	51.179	121.021	266.986
8516799000	Other electro-thermic appliances	228.499	1.121.141	850.990	4.366.288
8516801000	Elect heating resistor for type-founding/type-setting mach; for indust. furnaces	2.269	6.587	41.199	273.519
8516802000	Sealed hotplates for domestic appliances	100	7.838	378	44.135
8516803000	Other electric heating resistors fordomestic appliances	19.860	35.951	91.201	320.965
8516809000	Other electric heating resistors not fordomestic appliances	40.873	202.858	591.783	2.742.019
8516902000	Parts of goods of sub 8516.33,816.50,8516.60, 8516.71/8516.79.10	322.561	1.393.719	748.539	3.222.944
8516903000	Parts of goods of sub 8516.10	65.790	403.546	182.183	1.024.785
8516909000	Other parts of goods of sub 8516	839.929	7.718.484	2.945.886	183.988.530
8517110000	Line telephone sets with cordlesshandsets	330	10.520	31.546	445.106
8517120000	Telephones for cellular networks/forother wireless networks	1.221.895	6.578.790	164.904.418	952.454.630
8517180000	Other telephone sets	8.278	149.492	156.244	2.202.822
8517610010	Set top boxes which have a communicationfunctions of base station	4.306	34.881	127.727	1.049.574
8517610020	Base station for radio-broadcasting	0	11	0	200
8517610090	Other base stations	77.975	519.226	7.344.237	53.964.356
8517621000	Radio transmitters/receivers for simult.interpretaion at multiligual conference	551	1.705	80.834	219.872
8517622100	Control & adaptor units, incl. gateways,bridges and routers	12.814	52.478	2.256.114	7.451.664
8517622900	Oth unit of automatic data process machother than those of heading 84.71	870	58.563	55.801	1.801.676
8517623000	Telephonic/telegraphic switching app	30.227	128.003	785.095	3.151.871
8517624100	Modems including cable modems and modemcards	50.703	224.856	901.660	12.401.186
8517624200	Concentrators/multiplexers	39.144	101.332	8.667.343	18.984.056
8517624910	Set top boxes which have a communi-funcof app for carrier-current line system	0	35	0	83.700
8517624990	Oth app for carrier-current line systemor for digital line systems	25	8.956	14.837	873.544
8517625100	Wireless lans	27.403	147.571	569.630	2.659.304
8517625200	Transmission/reception app for simultaneinterpretaion at multiligual conference	0	983	0	303.558
8517625300	Other transmission apparatus for radio-telephony/radio-telegraphy	83.197	368.723	22.613.163	88.685.788
8517625900	Transmission/reception app.for simultaneinterpretaion at multiligual conference	955	32.757	201.808	1.731.209
8517626990	Oth machines for reception, conversion & transmission of voice or image	31	31	331	331
8517629000	Oth mach for the reception, conversion &transmis/regenerate of voice,images,data	17.747	551.718	996.165	32.219.162
8517699000	Oth app. for transmission/recept voices	23.143	57.030	145.093	914.834
8517701000	Parts of control and adaptor units incl.gateways, bridges, routers	3.025	11.014	122.959	1.382.884
8517702100	Parts of cellular telephones	306	4.556	25.895	185.692
8517702900	Oth parts of transmission app, oth thanradio-broadcasting/television trans app	43.191	186.782	4.250.589	27.511.368
8517703100	Other printed circuit boards, assembledfor line telephony/line telegraphy	685	5.566	90.689	436.728
8517703200	Other printed circuit boards, assembledfor radio-telephony/radio-telegraphy	222	2.768	16.709	111.515
8517703900	Other printed circuit boards, assembledfor other	18.268	53.254	511.581	4.866.616
8517704000	Antennae of a kind used with apparatusfor radio-telephony/radio-telegraphy	198.981	652.949	6.825.304	21.225.997
8517709100	Oth parts for line telephonyor line telegraphy	21.175	87.381	1.301.135	6.197.717
8517709200	Other parts for radio-telephonyor radio-telegraphy	0	2.106	0	356.614

https://www.bps.go.id

I.3. IMPOR MENURUT KOMODITI / *IMPORT BY HS COMMODITY*
***** MEI / *MAY 2010* *****

H S	Uraian Komoditi *Commodity Description*	Berat Bersih / *Net Weight* (Kg) Bulan ini *Current Month*	 Kumulatif *Cum.Jan. to date*	Nilai / *Value C.I.F* (US$) Bulan ini *Current Month*	 Kumulatif *Cum.Jan. to date*
8517709900	Other parts in subheading 85.17.70	644.184	2.417.361	39.990.635	184.271.030
8518101100	Microphones having a frequency rangeof 300 hz to 3.4 khz	36.995	62.639	549.186	654.291
8518101900	Oth microphones,whether/not withtheir stands	34.429	206.722	284.879	1.054.634
8518109000	Other microphones	37.368	100.492	291.533	1.553.634
8518210000	Single loudspeakers, mounted in theirenclosures	246.454	1.904.585	1.217.487	7.356.532
8518220000	Multiple loudspeaker,mounted inthe same enclosures	107.591	501.613	479.212	2.820.407
8518291000	Box assembly speakers	17.888	135.655	153.928	788.279
8518292000	Loudspeakers,without housing, havinga freq 300 hz to 3.4 khz	13.634	73.742	15.392	154.289
8518299000	Other loudspeakers	958.736	4.186.920	4.257.262	19.221.744
8518301000	Headphones	37.337	155.306	209.357	1.058.918
8518302000	Earphones	390.930	638.943	1.645.443	2.726.811
8518303100	Handsets for telephonic apparatus	2.418	9.672	10.718	62.120
8518303900	Other headphones and earphones,combined microphone/speaker sets	6.393	96.700	30.637	268.254
8518304000	Line telephone handsets	8	547	3.768	41.259
8518309000	Sets consisting of a microphone and oneor more loudspeakers	9.941	62.047	88.622	713.895
8518401000	Audio-frequency electric amplifiers,having 6/more inputs signal lines	17.800	29.156	15.787	22.608
8518402000	Audio-frequency electric amplifier usedas repeaters in line telephony	0	61	0	26.497
8518403000	Audio-frequency electric amplifier usedas repeater in telephony not line tlpny	14	135	774	15.184
8518409000	Other amplifier listrik audio-frekuensi	89.708	246.261	975.528	8.907.393
8518500000	Other electric sound amplifier sets	16.337	226.579	242.237	1.100.136
8518901000	Parts of subhead 8518.10.11,8518.29.208518.30.40, 8518.40.20,inc print circuit	327.838	2.262.021	1.680.767	10.872.912
8518902000	Parts of goods of subheadings 8518.40.10	12	10.418	649	85.336
8518909000	Parts of goods of subheadings 8518.50.108518.50.20	675.842	3.418.368	5.064.581	26.401.715
8519200000	App operated by coins, banknotes, bankcard, token/by other mean of payment	0	548	0	46.532
8519300000	Turntables (record-decks)	0	1	0	3
8519811000	Pocket size cassette recorders, thedimensions of which < 170 x 100 x 45 mm3	103	420	1.685	4.444
8519812000	Cassette recorders,with amplifiers/loud-speakers, operate with ext. source-power	0	426	0	64.989
8519813000	Compact disc players	1.009	14.646	2.058	117.430
8519815000	Dictating mach not capable of operatingwithout an external source of power	0	2	0	333
8519816000	Magnetic tape recorder incorp soundreproducing app, digital audio type	9	12.527	419	151.395
8519817000	Other sound reproducing app, cassettetype	510	536	1.341	1.890
8519819000	Other apparatus using magnetic, opticalor semi-conductor	6.046	26.088	452.661	1.195.249
8519892000	Record-players with/without loudspeakers	0	186	0	22.499
8519899000	Other apparatus not using magnetic,optical/semiconductor	30.173	92.513	375.568	1.353.494
8521100000	Magnetic tape-type of video recording/reproducing apparatus with video tuner	1	343	47	67.688
8521901100	Laser disc player for used in cinemato-graphy, television/broadcasting	0	958	0	29.230
8521901900	Other laser disc players	62.588	194.249	271.194	1.005.727
8521909100	Oth video recording for used in cinematography, television/broadcasting	142	20.240	1.333	297.293
8521909900	Oth video recording/reproducing app,whether/not incorp. a video tuner.	110.439	530.359	1.253.900	5.157.064
8522100010	Pick-up cartridges for special used incinemagraphy, television/broadcasting	0	5.179	0	81.016
8522100090	Other pick-up cartridges	16.953	60.509	1.061.019	1.481.176
8522901000	PCB assemblies for TV, broadcastingcinematograph sound recorder/reproducer	116.039	345.382	442.952	1.474.832
8522902000	Printed circuit boards assemblies fortelephone answering machines	0	11.005	0	358.465
8522904000	Audio/video tapedecks and compact discmechanisms	37.250	166.560	634.465	2.568.624
8522905000	Audio/video reproduction heads, magnetictype, magnetic erasing heads and rods	8.182	31.299	198.647	726.264
8522909100	Oth parts, accessories of cinematographysound recorders/reproducers	0	40.482	0	1.199.378
8522909300	Other parts and accessories for goods ofsubheading 8519.81/heading 85.21	60.340	135.941	3.525.933	4.823.196
8522909900	Other parts and accessories for goods ofsubheading 85.19 other than 85.19.81	135.234	986.662	2.354.140	13.128.606
8523211000	Cards incorporating a magnetic stripeunrecorded	13.782	45.082	451.127	986.185
8523212000	Cards incorporating a magnetic striperecorded	4.868	10.353	1.833.265	2.289.914
8523291100	Magnetic tapes, of a width < 4mm forcomputer tapes, unrecorded	0	75	0	4.834
8523291200	Magnetic tapes, of a width < 4mm forvideo tapes, recorded	0	2	0	70
8523291910	Other magnetic tapes, of a width < 4mmunrecorded	7	17.476	32	87.557
8523291990	Other magnetic tapes, of a width < 4mmrecorded	90	752	7.095	24.420
8523292100	Magnetic tapes, of a width >= 4mm, and< 6.5 mm for computer tapes, unrecorded	3.265	16.488	9.425	58.414
8523292200	Magnetic tapes, of a width >= 4mm, and< 6.5 mm for computer tapes, recorded	1.033	34.451	3.500	98.250
8523292910	Other magnetic tapes, of a width >= 4mm,and < 6.5 mm, unrecorded	34.284	208.801	182.664	1.317.862
8523293100	Magnetic tapes, of a width >=6.5 mm forcomputer tape,in pancake/jumbo,unrecor	147	819	13.305	68.280
8523293300	Magnetic tapes, of a width >=6.5 mm foroth, in pancake/in jumbo form,unrecordec	0	7.188	0	16.330
8523293910	Oth magnetic tapes, of a width >=6.5 mm,unrecorded	65.064	285.044	314.288	1.409.873
8523293990	Oth magnetic tapes, of a width >=6.5 mm,recorded	65	136	68.526	85.295
8523294100	Magnetic discs for reproducingphenomena other than sound/image	35	242	276	2.093
8523294200	Magnetic discs for reproducing representof instruction, data, sound, image	3.618	38.561	59.718	453.040
8523294300	Other magnetic discs, unrecorded	0	33.686	0	65.369
8523294400	Other magnetic discs, recorded	0	600	0	8.022
8523299100	Magnetic media for computer use, unrecorded	9.230	71.821	37.266	497.731
8523299300	Magnetic media for reproducing representof instruction, data, sound, image	44.061	121.137	1.136.755	3.798.144
8523299900	Other magnetic discs	5.574	42.871	76.902	372.253
8523401100	Discs for laser reading systems forcomputer use, unrecorded	182.888	519.759	1.127.593	2.679.869
8523401200	Discs for laser reading systems forreproducing phenomena not sound/image	13	791	744	20.364
8523401300	Discs for laser reading systems forreproducing sound only	135	784	4.053	11.559
8523401400	Discs for laser reading system for reprorepresent of instruct,data,sound,image	607	4.576	2.737.899	6.897.171
8523401900	Other discs for laser reading systems	1.015	14.963	18.564	547.132
8523409100	Optical media for computer use,unrecorded	0	312	0	298.002
8523409400	Optical media for reproducing, representof instruction, data, sound, image	39	573	16.221	128.591
8523409910	Other optical media, unrecorded	7.739	43.134	5.451	2.703.461
8523409990	Other optical media, recorded	4.128	16.730	676.953	1.781.516
8523511000	Solid-state non-volatile storage devicessuitable for computer use, unrecorded	1.626	8.995	3.125	176.539

www.bps.go.id

I.3. IMPOR MENURUT KOMODITI / *IMPORT BY HS COMMODITY*
***** MEI / *MAY 2010* *****

H S	Uraian Komoditi *Commodity Description*	Berat Bersih / *Net Weight* (Kg) Bulan ini *Current Month*	 Kumulatif *Cum.Jan. to date*	Nilai / *Value C.I.F* (US$) Bulan ini *Current Month*	 Kumulatif *Cum.Jan. to date*
8523513000	Solid-state non-volatile storage devicesrepresent. of instruct,data,sound,images	10	213	1.497	65.264
8523519010	Solid-state non-volatile storage devicesunrecorde	11.119	15.358	165.652	831.829
8523519090	Solid-state non-volatile storage devicesrecorded	101	449	7.268	19.661
8523520000	Smart cards	141.215	680.423	6.934.555	33.153.746
8523591000	Proximity cards and tags	1.701	3.756	30.161	101.356
8523592000	Other semiconductor media, suitablefor computer use, unrecorded	3.471	16.504	19.790	118.320
8523593000	Other semiconductor media, suitablereproducing, phenomena not sound/image	7	13	54	2.033
8523594000	Oth semiconductor media, suitable repro,represent of instruct,data,sound,image	414	638	59.393	13.095.598
8523599010	Other semiconductor media, unrecorded	150	1.279	953	5.519
8523599090	Other semiconductor media, recorded	0	16	0	3.380
8523801000	Oth disc,tapes, solid-state non-volatilestorage for computer use, unrecorded	1.146	3.942	1.219.310	3.420.705
8523802000	Oth disc,tapes, solid-state non-volatilestorage for repro, pheno not sound/image	15	15	130	130
8523803000	Oth disc,tape,solid-state non-vltl forrepro,represent of instruct,data,sound	57.881	339.028	288.087	2.711.572
8523809090	Oth discs,tapes,solid-state non-volatilestorage recorded	448	855	10.386	41.561
8525500010	Transmission apparatus forradio-broadcasting	0	16	0	4.372
8525500020	Transmission apparatus for television	134	28.421	4	2.346.388
8525500090	Other transmission apparatus for other	24.221	56.504	2.747.858	3.483.187
8525600000	Transmission apparatus incorporatingreception apparatus	5	8.853	2.696	128.722
8525801000	Web cameras	12.253	55.451	52.778	309.067
8525802011	Digital still image video cameras	6.983	15.388	749.707	1.597.788
8525802019	Other digital camera	87.121	430.898	1.992.794	14.709.483
8525802020	Video camera recorders	25.433	110.760	608.031	5.682.114
8525809000	Television camera	81.209	224.400	508.490	3.310.906
8526101000	Radar app, ground base,/of a kind forincorp in civil aircraft/seagoing vessel	207	1.297	20.655	159.013
8526109000	Other radar apparatus	585	95.840	85.259	629.307
8526911000	Radio navigational aid app, for incorpin civil aircraft/seagoing vessel	10	5.130	298	754.369
8526919000	Other radio navigational aid apparatus	2.573	35.769	311.772	1.429.578
8526920000	Radio remote control apparatus	24.030	147.015	543.382	2.296.546
8527120000	Pocket-size radio cassette-players	2.124	2.135	25.058	25.070
8527131000	Oth app combined with sound, recordingor reproducing apparatus, portable	3.402	65.839	63.648	408.885
8527139000	Oth app combined with sound, recordingor reproducing apparatus, not portable	1.456	1.764	5.025	62.301
8527191900	Reception app capable of plan, manage,monitor electromagnet spect not portable	226	3.486	4.750	164.162
8527199100	Oth radio-broadcast receiver can operatewithout extern source of power, portable	19.228	51.604	26.233	102.570
8527199900	Oth radio-broadcast receiver can operatewithout ext source of power,not portable	0	291	0	7.707
8527210000	Radio-broadcast receiver,use ext sourcepower combined with sound record app	19.137	113.105	851.825	4.615.396
8527290000	Radio-broadcast receivers,not capable ofoperate without extern source of power	11.595	115.916	722.943	6.491.897
8527911000	Oth recept app for radio-broadcast,combi-ned with sound record app. portable	1.413	1.562	6.737	20.455
8527919000	Oth recept app for radio-broadcast,combi-ned with sound record app. not portable	5.309	95.506	78.102	1.141.564
8527921000	Oth recept app for radio-broadcast, notcombined with sound record app. portable	1.067	9.275	19.964	154.043
8527929000	Oth recept app for radio-broadcast, notcombi with sound record app not portable	15.482	33.911	30.326	60.850
8527991000	Other reception app for radio-broadcast,portable	46	16.966	3.254	33.398
8527999000	Other reception app for radio-broadcast,not portable	215	20.168	6.612	119.959
8528411000	Colors cathode-ray tube monitor forused in auto data proc. system, hd 84.71	1.387.529	4.109.118	593.596	3.969.503
8528412000	B/w of cathode-ray tube monitor forused in auto data proc. system, hd 84.71	31.583	140.603	88.571	533.919
8528491000	Oth color cathode-ray tube monitor usedin auto data process system head. 84.71	5.297	32.459	533.539	2.842.325
8528492000	Oth b/w/monch color cathode-ray tubemonitor in auto data proc system,hd 8471	2.280	2.535	13.132	33.108
8528511000	Projection type flat panel display unitfor auto data process system hd 84.71	154.992	776.506	5.056.641	25.857.416
8528512000	Oth color monitor use in an auto dataprocess system head. 84.71	1.515.137	5.837.711	49.268.062	187.922.437
8528513000	Other b/w/monochrome monitor used inautomatic data process system hd 84.71	845	3.407	93.043	208.321
8528591000	Oth colors monitors use in an auto data	5.022	28.128	282.975	1.741.284
8528592000	Other b/w/monochrome monitors	291	5.981	13.698	88.135
8528611000	Flat panel display types used in auto-data processing system head. 84.71	3.765	20.918	139.136	900.423
8528619000	Oth projector for used in an automaticdata process system head. 84.71	16.554	52.619	153.989	1.706.163
8528690000	Other projectors	4.183	44.702	68.525	577.335
8528711000	Recept app for TV, not design to incorpvideo display,with communication funct	1.695	1.912	32.300	40.589
8528719000	Other recept. app for TV, not design toincorporation a video display	20.965	93.409	107.539	1.653.902
8528721000	Other color receivers, battery operated	42	177	2.071	10.603
8528729000	Other color receivers, not batteryoperated	582.912	1.953.872	13.202.455	43.606.877
8528739000	Other b/w receiver, not battery operated	0	135	0	8.060
8529102000	Parabolic aerial reflector dishes fordirect broadcast,multi-media system&part	305.810	1.003.438	1.051.138	4.589.111
8529103000	Telescopic, rabbit & dipole antennae fortelevision/radio receivers	48.240	206.477	150.786	637.989
8529104000	Aerial filters and separators	18.844	85.248	588.869	1.285.232
8529106000	Feed horn (wave guide)	47.973	153.813	173.974	713.769
8529109200	Other aerial/reflector with transmitionapparatus for radio-broadcasting/tv	10.324	31.806	474.989	1.601.193
8529109900	Aerials&reflect.s of all kinds not forradio-telephony/radio-telegraphy	60.027	158.080	531.626	2.173.087
8529902000	Parts of decoders suitable for use withthe app of headings 85.25 to 85.28.	3.408	191.919	171.009	2.710.607
8529904000	Parts of digital cameras/video camerarecorders with app of hd 85.25 to 85.28	399.528	1.932.276	58.638.516	228.756.843
8529905100	Other PCB, assembled for goods ofsubheading 8525.50/8525.60	0	658	0	269.573
8529905200	Other PCB, assembled for goods of subhd8527.(13;19;21,29, 91 atau.99)	61.069	564.483	432.717	3.356.370
8529905300	Other PCB, assembled for flat paneldisplay of heading 85.28	3.238	33.910	91.663	718.294
8529905400	Other PCB, assembled for TV receiversof heading 85.28	64.882	322.488	673.293	3.552.196
8529905500	Other PCB, assembled for goods ofheading 85.28	42	174	27.940	33.093
8529905900	Other PCB	141.450	1.031.096	3.904.927	16.596.097
8529909100	Parts of TV receivers suitable forwith the apparatus of hd 85.25 to 85.28	2.356.269	10.365.015	32.433.380	98.036.096
8529909400	Parts of flat panel display for usewith the apparatus of hd 85.25 to 85.28	6.576	124.233	52.106	851.249
8529909900	Other parts suitable for usewith the apparatus of hd 85.25 to 85.28	1.223.943	2.676.749	20.340.791	48.264.113
8530100000	Elect. signall, safety/traffic controlequip for railways/tramways	19	707	4.150	101.278
8530800000	Elect. signall, safety/traffic controlequip for road,inland waterway,park fasc	12.389	63.934	505.203	1.321.568

www.bps.go.id

I.3. IMPOR MENURUT KOMODITI / *IMPORT BY HS COMMODITY*
***** MEI / *MAY 2010* *****

H S	Uraian Komoditi *Commodity Description*	Berat Bersih / *Net Weight* (Kg) Bulan ini *Current Month*	 Kumulatif *Cum.Jan. to date*	Nilai / *Value C.I.F* (US$) Bulan ini *Current Month*	 Kumulatif *Cum.Jan. to date*
8530900000	Part of electrical signall, safety/traffic control equipment	6.534	30.770	98.316	565.882
8531101000	Burglar alarms	17.492	42.471	70.183	204.578
8531102000	Fire alarms	4.554	250.203	96.391	2.909.830
8531103000	Smoke alarms	3.718	16.094	73.235	218.777
8531109000	Other alarms and similar apparatus	66.282	390.693	1.312.634	5.565.742
8531200000	Indicator panel incorp liquid crystaldevices (lcd)/light emitting diode (led)	152.680	722.610	9.405.929	35.759.488
8531801100	Door bells, buzzers and dings	4.909	31.282	35.882	187.166
8531801900	Other electric bells	2.387	9.590	57.907	582.428
8531802000	Flat panel displays(including electroluminescence, plasma and other technolog	2.393	151.995	46.081	4.183.013
8531809010	Telegraphic apparatus for ships enginerooms	2.998	3.474	6.288	35.264
8531809090	Other electric sound/visual signallingapparatus	10.961	80.343	181.029	960.340
8531901000	Parts incl, printed circuit assembliesof subheading 8531.20/8531.80.20	57	10.093	5.266	200.723
8531902000	Parts of door bells/other door soundsignaling apparatus	207	253	2.469	10.114
8531909000	Other parts of electric sound/visualsignaling apparatus	9.916	44.983	129.849	969.185
8532100000	Fixed capacitor design for use in 50/60hz circuit, reactive power >0.5 kvar	137.787	703.307	3.399.589	24.447.948
8532210000	Tantalum fixed capacitors	20.041	61.194	735.021	2.922.980
8532220000	Aluminium electrolytic fixed capacitors	195.982	1.816.153	4.939.052	25.459.361
8532230000	Ceramic dielectric,single layer of fixedcapasitor	9.470	110.444	1.426.307	4.969.317
8532240000	Ceramic dielectric, multilayer	63.795	209.520	3.648.033	14.448.071
8532250000	Dielectric of paper/plastics of fixedcapasitor	39.277	165.435	571.047	2.050.871
8532290000	Other fixed capasitors	183.137	716.743	4.317.824	17.036.320
8532300000	Variable/adjustable(pre-set)capacitors	31.159	117.024	865.858	2.142.949
8532900000	Parts of other fixed capasitors	253.833	1.396.194	9.803.461	46.696.307
8533101000	Fixed carbon resistors, composition/filmtypes surface maunted	31.493	146.503	1.317.221	6.232.744
8533109000	Fixed carbon resistors, composition/filmtypes not surface maunted	51.652	285.394	2.305.654	13.390.732
8533210000	Oth fixed resistors for a power handlingcapacity <= 20w	46.501	254.564	1.296.404	10.396.683
8533290000	Oth fixed resistors for a power handlingcapacity > 20w	43.734	215.716	1.881.239	11.383.860
8533310000	Wirewound variable resistors, rheostats,for a power handling capacity <= 20w	7.468	24.178	15.551	87.028
8533390000	Wirewound variable resistors, rheostats,for a power handling capacity > 20w	6.754	36.106	147.485	925.982
8533400000	Other variable resistors, includingrheostats and potentiometers	23.524	169.783	818.240	5.038.997
8533900000	Parts of lectrical resistors	53.231	1.137.602	1.744.104	21.853.763
8534001000	Printed circuits, single-sided	100.534	458.422	2.508.332	11.189.751
8534002000	Printed circuits, double-sided	30.811	132.366	1.573.823	6.654.059
8534003000	Printed circuits, multi-layer	78.926	210.496	2.839.355	8.768.212
8534009000	Oth printed circuits	732.668	2.245.581	26.034.703	108.674.395
8535100000	Fuses for voltage >1000volts	33.213	170.670	413.156	2.709.948
8535211000	Automatic circuit breakers for a volt< 72.5 kv, moulded case type	1.096	16.167	55.854	390.256
8535219000	Automatic circuit breakers for a volt< 72.5 kv, other than moulded case type	79.005	346.294	1.723.054	6.672.344
8535290000	Automatic circuit breakers for a volt>= 72.5 kv, moulded case type	6.380	233.996	205.360	2.386.242
8535301000	Isolating switches, make-&-break switchsuitable for a volt > 1 kv & < 40 kv	3.123	11.974	74.581	287.709
8535302000	Isolating switches, make-&-break switchfor voltage >= 66 kv	1.359	306.877	12.218	2.139.927
8535309000	Isolating switches, make-&-break switchfor voltage >= 40 kv and < 66 kv	26.545	193.418	401.961	2.903.759
8535400000	Lightning arresters, voltage limitersand surge suppressors	65.998	283.561	490.333	1.790.323
8535901000	Bushing and tap changer assemblies forelectricity distrib/power transformers	65.048	272.382	3.494.672	9.012.678
8535909000	Oth elect app. for switch/protec. electcircuits,for make connect elect circuits	280.723	1.273.722	2.072.269	13.277.294
8536101000	Thermal fuses; glass type fuses forvoltage <= 1000volts	16.751	316.135	425.015	3.770.473
8536109000	Other fuses for voltage <= 1000 volts	59.659	1.906.245	1.001.202	7.738.712
8536201000	Automatic circuit breakers mouldedcase type for voltage <=1000volts	6.954	16.497	31.229	253.694
8536202000	Auto-circuit breaker for incorp intoelec-thermic for voltage <=1000volts	4	1.272	225	5.955
8536209000	Other automatic circuit breakersfor voltage <=1000volts	25.912	104.685	236.928	1.057.131
8536300000	Oth apparatus for protecting electricalcircuits	122.495	665.055	1.712.663	13.833.603
8536410000	Relay for a voltage <= 60 voltscircuits	85.806	387.483	1.872.157	8.482.125
8536490000	Relay for a voltage > 60 volts and<= 1000 volts	98.585	474.689	2.363.854	12.482.127
8536502000	Over current, residual current automaticswitches for voltage <= 1000 volts	22.652	68.048	146.571	735.425
8536503100	High inrush switch, commutator for stoveranges, microphone switch, domestic use	165.793	206.293	1.008.288	1.345.303
8536503900	High inrush switch, commutator for stoverange,microphone switch,not domestic us	164.470	842.763	1.519.160	7.157.462
8536504000	Miniature switches for rice cooker/oventoasters	0	104	0	472
8536505000	Electronic ACswitch consist of opticalcouple input,output circuits,elect switc	17.053	155.085	495.054	2.966.915
8536506100	Make, break switches for domestic usewith rated current carry cap < 16 amps	6	3.381	474	53.650
8536506900	Make, break switch not for domestic usewith rated current carry cap < 16 amps	14.996	45.282	194.541	605.407
8536509100	Starters for elect motor,fuses,switch,fuse, suitable for use in electric fans	16.675	99.259	562.529	2.742.334
8536509910	Smoke switches	1.126	11.477	33.461	473.804
8536509990	Oth electronic ACswitches for voltage< 1000 v & acurrent <= 11 amps	335.312	1.451.281	5.437.795	24.932.995
8536611000	Lamp-holders of a kind for compact lampor halogen lamps	2.692	22.576	28.246	135.959
8536619000	Lamp-holders oth than compact lamps/halogen lamps	180.795	750.410	359.332	1.703.376
8536691100	Telephone plugs for domestic use, ratecurrent carrying capacity < 16 amps	21.069	61.407	744.469	1.790.366
8536691900	Telephone plugs not for domestic use,rate current carrying capacity < 16 amps	22.100	112.620	459.910	1.808.284
8536692100	Av sockets,cathode ray tube sockets fortv,radio receiv, cap<16amp,domestic use	101	2.277	4.284	33.063
8536692900	Av sockets,cathode ray tube sockets fortv,radio recv,cap<16amp,not domestic use	24.907	67.455	189.863	755.317
8536693100	Sockets,plug for co-axial cable,printedcircts, domest use, radio equip,<16amps	1.009	6.342	13.395	110.040
8536693900	Sockets,plug for co-axial cable,printedcircts,not domest use,radio equip,<16amp	33.648	160.479	524.053	3.457.115
8536699100	Other plug and sockets, domestic use,radio equip., acapacity < 16 amps	19.354	75.526	115.364	723.697
8536699900	Other plug & sockets, not domestic use,radio equip., acapacity < 16 amps	38.329	226.652	859.107	4.065.708
8536700000	Connectors for optical fibres, opticalfibres bundles/cables	32.285	255.415	472.522	3.025.039
8536901100	Connection, contact elements for wiresand cables; wafer probers	62.125	392.927	1.449.600	8.197.492
8536901900	Other connection, contact elements forwires and cables; wafer probers	136.030	757.950	4.393.615	22.665.507
8536902100	Junction boxes for domestic use,cap. <16 amps, for use elect fan/radio	47.606	284.089	846.733	4.941.815
8536902900	Junction boxes not for domestic use,cap. <16 amps, for use elect fan/radio	281.566	1.224.152	5.589.897	26.382.721

www.bps.go.id

I.3. IMPOR MENURUT KOMODITI / *IMPORT BY HS COMMODITY*
***** MEI / *MAY 2010* *****

H S	Uraian Komoditi *Commodity Description*	Berat Bersih / *Net Weight* (Kg) Bulan ini *Current Month*	 Kumulatif *Cum.Jan. to date*	Nilai / *Value C.I.F* (US$) Bulan ini *Current Month*	 Kumulatif *Cum.Jan. to date*
8536903100	Cable connectors consist of a jack plug,domestic use,<16amp, for elect fan/radio	49.201	251.539	603.040	2.906.745
8536903900	Cable connectors consist of a jack plug,not domestic,<16amp, for elect fan/radio	338.619	1.760.287	7.306.663	41.853.609
8536909100	Oth cable connect consist of jack plug,cap. <16 amps, for use elect fan/radio	20.079	72.978	227.549	1.040.427
8536909910	Connector & socket cable for ic,printedcircuit	75.248	397.134	2.081.355	9.159.682
8536909990	Other connector and socket cable	621.599	2.592.906	12.808.312	55.711.599
8537101000	Switchboards&control panels for voltage<= 1000 volt	149.444	540.729	5.984.153	12.299.205
8537102000	Distribution boards for use with goodsof hd.84.71,85.17,85.25 < 1000 volt	12.775	60.193	236.878	1.743.663
8537103000	Programmable logic controllers for auto-mach for trans. for voltage <=1000volt	14.223	91.941	122.517	978.958
8537109000	Oth board for elect control for voltage<= 1000volt	245.414	8.182.044	7.255.393	69.130.460
8537201100	Switchboards incorp. elect instrum forbreak, connect/protect elect circt>66 kv	103	5.696	2.164	211.127
8537201900	Switchboards incorp. elect instrum forbreak,connect/protec e-circt<1000v&>66kv	7.474	557.431	150.775	14.306.075
8537202100	Control panel incorp. elect instrum forbreak,connect/protect e-circuit > 66 kv	5.415	55.287	62.727	1.073.019
8537202900	Other control panels for a voltage>1,000 volts	22.639	340.722	189.843	12.395.170
8537209000	Oth board for electric control fora voltage > 1000 volt	162.538	1.022.450	2.162.993	13.092.686
8538101100	Parts of programmable logic controllersfor auto mach for trans. for <=1000v	17.238	111.480	127.673	900.634
8538101200	Board,panel,console,desk,cabinets ofuse in radio equipment, voltage <= 1000v	164	433	5.400	9.141
8538101900	Oth board,panel,console,desk,cabinets ofused in radio equipment, voltage<=1000v	40.434	171.770	641.492	2.656.978
8538102100	Parts of programmable logic control forauto-mach for trans. for voltage >1000 v	285	5.369	21.385	217.615
8538102900	Board,panel,console,desk,cabinets ofused in radio equip, voltage>1000 v	47.267	306.358	896.262	7.368.835
8538901100	Oth board,panel,console,desk,cabinetsconnect for wires, wafer prober<=1000 v	71.818	293.935	1.581.992	6.491.313
8538901200	Parts of goods of subhd 8536.50.50,8536.69.30,8536.90.10 for voltage<=1000v	19.589	134.025	401.422	2.523.904
8538901300	Parts of goods of subheading8537.10.20 for voltage <=1000 volt	139	4.309	2.945	187.199
8538901900	Other parts of boards,panels consoles,for voltage <=1000 volt	69.494	413.329	1.338.925	4.394.049
8538902100	Parts/printed circuit ass. of telephoneplug connec for wires,wafer prober>1000v	3.509	49.487	59.408	778.012
8538902900	Other parts of boards,panels consoles,for voltage > 1000 volt	377.001	2.036.346	12.411.370	73.021.813
8539101000	Sealed beam lamp units for motorvehicles of chapter 87	49.038	284.911	377.183	2.017.136
8539109000	Other sealed beam lamp units	31.410	77.359	147.912	740.543
8539212000	Tungsten halogen for used in medicalequipment	26	350	1.842	19.737
8539213000	Tungsten halogen for used for vehicles	59.449	227.704	655.851	2.531.179
8539214000	Other reflector lamp bulbs of tungstenhalogen	5.512	12.907	19.084	53.415
8539219000	Oth tungsten halogen	23.435	124.411	345.876	1.658.901
8539222000	Other filament lamps, infra red, power<200 & voltage>100v in medical equip	0	1.225	0	3.903
8539223000	Other reflector lamp bulbs of a power<=200w & for voltage > 100 volt	5.050	7.519	37.100	73.830
8539229000	Other filament lamps, infra red, power<=200 w& voltage>100v	46.945	181.401	177.797	727.393
8539291000	Other filament lamps, excluding uvor infra-red lamps, in medical equipment	2.173	2.569	24.877	44.934
8539292000	Other filament lamps, excluding uvor infra-red lamps, for motor vehicles	73.783	325.685	1.609.181	7.569.061
8539293000	Other reflector lamp bulbs	11.660	70.091	125.798	708.868
8539294000	Flashlight bulbs; miniature indicatorbulbs, rated up to 2.25 v	5.419	37.765	24.063	326.815
8539295000	Other filament lamps, capacity > 200w &<=300w, voltage>100volts	448	2.613	15.950	47.302
8539296000	Other filament lamps, capacity < 200w &<=300w, voltage <= 100volts	2.153	7.129	254.591	687.172
8539299000	Other filament lamps, excl ultra-violetor infra-red lamps	92.111	603.396	557.716	3.391.524
8539311000	Tubes for compact fluorescent lamps	47.550	265.186	216.453	1.085.494
8539319010	Tube lamps	46.665	219.050	211.159	1.165.025
8539319020	Compact fluorescent lamps	11.896	16.840	53.459	154.632
8539319090	Other fluorescent, hot cathode	1.431.441	6.350.463	13.306.349	59.002.011
8539320000	Mercury/sodium vapour lamps; metalhalide lamps	40.116	121.557	660.670	2.039.204
8539391000	Tubes for compact fluorescent lamps,cold cathode types	29.663	186.684	65.758	441.329
8539392000	Discharge lamps for decorative andpublicity purposes	1.018	11.047	2.313	22.195
8539393000	Other fluorescent cold cathode types	248	4.404	1.545	18.000
8539394000	Electric lamps for mtr vehicle/cycles	36.843	144.272	415.052	1.778.380
8539399000	Discharge lamps, other than uv lamps	28.428	147.625	149.622	1.011.423
8539410000	Arc lamps	272	5.315	11.827	45.992
8539490000	Ultra-violet/infra-red lamps	35.378	113.480	459.588	1.468.110
8539901000	Part of alumi end caps for fluorescentlamps alum. screw caps for incand lamps	264.957	1.133.378	1.071.511	5.834.991
8539902000	Oth parts,for lamps of vehicles of allkinds	19.740	51.956	47.284	172.637
8539909000	Oth part of elect filament/dischargelamps including sealed beam lamp unit	456.334	1.499.549	3.979.572	15.603.329
8540110000	Color cathode-ray television picturetube incl video monitor cathode-ray tube	2.410.876	12.298.513	4.288.851	21.680.038
8540120000	B/w cathode-ray TV picture tubes,incl video monitor cathode-ray tubes	104	14.943	2.868	50.804
8540200000	Tv camera tubes; image converters andintensifiers; other photo-cathode tubes	21.310	106.061	109.596	543.520
8540401000	Data/graphic display tubes color foruse with articles of heading 85.25	0	3.924	0	328.130
8540409000	Data/graphic display tube color not foruse with articles of heading 85.25	171	19.576	114.132	165.977
8540500000	Data/graphic display tubes, black andwhite/other monochrome	3.392	10.079	36.237	122.380
8540600000	Other cathode-ray tubes	0	614	0	22.808
8540710000	Magnetrons of microwave tubes	2.124	2.350	9.397	13.411
8540790000	Travelling wave tube, carcinotrons exclgrid-controlled tubes of microwave tubes	669	1.088	34.883	44.896
8540810000	Receiver/amplifier valves and tubes	434	771	1.317	65.132
8540890000	Other valves and tubes	108	7.595	19.648	213.141
8540910000	Parts of cathode-ray tubes	130.417	1.297.266	2.686.442	11.731.291
8540991000	Parts of microwave tubes	3.243	3.243	9.411	9.411
8540999000	Other parts of thermionic, cold cathodeor photo cathode valves and tubes	895	1.398	17.861	28.440
8541100000	Diodes, other than photosensitive/lightemitting diodes	100.947	585.088	15.189.039	66.191.376
8541210000	Transistor with a dissipation rateof < 1 w	10.692	55.356	981.774	4.411.767
8541290000	Transistor with a dissipation rateof >= 1 w	70.379	608.057	3.764.862	24.810.001
8541300000	Thyristors,diacs and triacs, other thanphotosesintive devices	10.256	56.141	1.630.179	8.033.033
8541401000	Light emitting diodes	23.247	98.304	2.225.087	8.732.564
8541402000	Photocells, including photodiodes/photo-transistors	62.513	153.535	930.525	2.698.001
8541409000	Oth photosensitive semiconductor device,including photovoltaic cells	76.816	339.057	7.513.072	34.222.290
8541500000	Other semiconductor devices	12.666	123.413	893.269	5.033.712

https://www.bps.go.id

I.3. IMPOR MENURUT KOMODITI / *IMPORT BY HS COMMODITY*
***** MEI / *MAY 2010* *****

H S	Uraian Komoditi *Commodity Description*	Berat Bersih / *Net Weight* (Kg) Bulan ini *Current Month*	 Kumulatif *Cum.Jan. to date*	Nilai / *Value C.I.F* (US$) Bulan ini *Current Month*	 Kumulatif *Cum.Jan. to date*
8541600000	Mounted piezo-electric crystals	46.667	91.079	1.376.693	4.313.727
8541900000	Parts of diodes,transistors & similarsemiconductor devices	15.719	88.454	1.948.150	10.416.217
8542310000	Processors,controller, converter, logiccircuit, amplifier, clock timing circuit	180.494	986.982	22.302.838	117.468.761
8542320000	Memories of elect integrated circuits	27.126	122.524	2.760.046	16.948.908
8542330000	Amplifiers of elect integrated circuits	13.074	102.527	274.824	2.115.811
8542390000	Other electronic integrated circuits	182.994	1.034.419	40.623.434	262.391.970
8542900000	Parts of electronic integrated circuits	182.581	1.015.818	40.679.220	92.565.935
8543100000	Particle accelerators	171	5.193	2.957	297.549
8543200000	Signal generators	464	33.543	30.419	452.838
8543302000	Wet processing equip. for the applic.by immersion of chemical/elec.chemical	77	2.974	1.350	58.577
8543309000	Oth machines & app for electroplating,electrolysis/electrophoresis	39.574	207.739	3.620.936	7.985.401
8543701000	Electric fence energisers	6.980	73.253	263.871	579.057
8543702000	Remote control apparatus, other thanradio remote control apparatus	137.272	507.954	1.025.698	3.037.442
8543703000	Electrical machines with translationor dictionary functions	2.248	14.399	290.162	1.770.648
8543704000	Equip for the removal of dust particlesor elimination of electrostatic charge	17	4.645	252	260.386
8543705000	Integrated receiver/decoder ird fordirect broadcast multimedia systems	98.860	500.601	465.689	2.391.314
8543709010	Electrical mine detonators	0	13.474	0	113.659
8543709090	Other electrical detonators	204.099	950.787	1.553.907	6.314.242
8543901000	Parts of goods of subheading 8543.10/8543.20	4.228	10.159	74.665	147.569
8543902000	Parts of goods of subheading 8543.30.20	4.728	42.482	8.135	251.533
8543904000	Parts of goods of subheading 8543.70.40	255	1.636	58.461	718.214
8543905000	Parts of goods of subheading 8543.70.50	6.917	48.797	20.773	143.838
8543909000	Other parts of goods of heading 8543	140.290	937.058	1.472.253	12.964.937
8544110010	Winding wire of copper, laquered/enamelled	518.725	2.039.183	4.441.225	18.561.550
8544110020	Winding wire of copper, cover with papertextile material/PVC	108.918	564.160	1.503.064	5.356.809
8544110030	Winding wire of copper, laquer/enamelled& cover with paper, textile material/PVC	90.375	400.302	714.619	3.708.647
8544110040	Winding wire of copper, rect cross-sect.and without connectors	150.156	364.509	1.258.085	3.066.147
8544110090	Other winding wire of copper	499.263	2.014.726	3.889.898	18.083.695
8544191000	Winding wire not of copper, laquered/enamelled	339	11.930	2.902	165.052
8544192000	Winding wire not of copperof manganese resistance wire	16.468	35.534	81.268	166.295
8544199000	Other winding wire not of copper	228.531	945.754	1.551.798	13.116.608
8544201000	Insulated cables fitted with connectors,for a voltage <=66.000volts	933.880	2.433.548	8.146.200	19.964.395
8544202000	Insulated cable not fitted withconnector for a voltage <=66.000volts	898.534	3.783.325	5.530.277	18.283.082
8544203000	Insulated cables fitted with connectorsfor a voltage >66.000volts	72.913	89.878	534.987	637.170
8544204000	Insulated cables not fitted withconnectors for a voltage >66.000volts	53.813	1.329.666	835.134	8.879.370
8544301000	Wiring harnesses for motor vehicles	89.157	433.507	1.501.388	6.904.857
8544309000	Oth ignition wiring sets,oth wiring setfor used in vehicles, aircraft/ships	554.272	4.030.808	5.103.835	42.571.813
8544421100	Telephone, telegraph, radio relay cablesubmarine, for communication, <= 80 v	6.011	64.807	29.961	464.170
8544421900	Other fitted with connectors for telecom-munication, voltage <= 80 v	39.745	823.717	842.010	6.190.503
8544422000	Fitted with connectors for telecom-munication voltage > 80 v & <= 1000 v	8.831	115.045	205.846	779.443
8544423000	Battery cables for voltage <= 1000 v	808	11.472	13.445	116.421
8544429000	Oth fitted with connector, for voltage<= 1000 volts	298.669	1.054.534	7.181.114	15.329.422
8544491100	Telephone,telegraph,radio relay cablesubmarine, not for communication, <=80 v	11.849	208.320	171.849	2.448.176
8544491900	Other fitted with connectors not for telmunication, voltage <= 80 v	186.004	551.991	1.292.750	4.350.256
8544492100	Shielded wire for mnfact.of auto-wiringharnesses, not for communication, <=80 v	358.828	1.821.037	4.057.829	19.059.547
8544492900	Oth fitted with connectors, <= 80 v,not for used for telecommunications	199.330	1.228.860	1.323.878	8.757.910
8544493100	Telephone,telegraph,radio relay cablesubmarine, for communic., >80v & <=1000v	6	1.591	41	41.491
8544493900	Oth fitted with connectors for telecommunication, voltage > 80 v and < 1000 v	125.459	424.086	661.763	3.831.602
8544494000	Other fitted with connectors, > 80 v &<= 1000 v of a kind not used for telecom	138.676	477.689	1.225.347	4.822.453
8544601000	Other electric conductors, volt > 1 kvand <= 36 kv	18.255	437.978	146.896	3.953.448
8544602100	Plastic insulated elec.cable havingcross sec<=400mm for 36kv<volt<=66kv	68.915	111.608	350.187	598.901
8544602900	Plastic insulated elec.cable havingcross sec>400mm for 36kv<volt<=66kv	110.000	2.114.313	728.182	8.916.339
8544603000	Other electric conductors, for a voltage> 66 kv	1.404	1.182.729	16.367	6.121.758
8544701000	Optical fibre cables teleph,telegraph,radio relay cables,submarine	237	139.465	8.279	866.049
8544709000	Other optical fibre cables	31.711	584.141	1.463.659	5.673.791
8545110000	Electroda of a kind used for furnaces	883.635	3.845.947	3.186.913	15.139.967
8545190000	Electroda of a kind used not for furnace	17.189	284.176	353.187	2.091.593
8545200000	Carbon brushes for electrical purpose	47.217	228.056	770.035	4.117.575
8545900010	Battery carbons	38.937	621.375	441.672	1.831.074
8545900090	Lamp carbon, oth articles of graphite/oth carbon, with/without metal	14.125	94.889	87.586	1.889.873
8546100000	Electrical insulators of any material ofglass	1	932.214	14	2.339.976
8546200010	Ceramic bushing for tranformator	113.137	386.420	591.536	2.296.944
8546200090	Oth elect insulators of any material ofceramics	440.005	2.299.520	599.032	3.292.080
8546900000	Oth elect insulators not of glass andof ceramics	278.624	754.000	3.174.123	6.084.197
8547100000	Insulating fitting of ceramics	48.975	197.824	523.612	2.972.152
8547200000	Insulating fitting of plastics	38.125	399.811	737.462	5.819.668
8547901000	Elect conduit, joints therefor, of basemetal lined with insulating materials	71.249	243.056	191.188	1.160.636
8547909000	Oth insulating fittings for elect mach,appliances/equipment, being fittings	265.351	729.082	1.009.661	5.124.995
8548101100	Lead acid scrap of primary cells/battery/elect accumulators used in aircraft	0	334	0	2.699
8548101900	Other lead acid scrap storage batteries,drain/undrained	44	1.726	534	29.598
8548102900	Other waste and scrap containing mainlyiron	0	14	0	311
8548109000	Other waste, scrap of primary cells,primary	13.971	237.457	718.259	20.962.443
8548901000	Image sensors contact type copmrisinga photo-conductive sensor element	11.672	66.921	461.628	3.483.364
8548902000	Printed circuit assemblies incl suchassemblies for external connections	37.102	266.632	2.949.421	26.790.539
8548909000	Other electrical parts of mach and app, nes	172.203	728.073	3.072.393	13.761.544
8601100000	Rail locomotives powered from anexternal source of electricity	321.800	638.470	779.000	1.559.040
8602100000	Diesel-electric locomotives	22.088	35.640	269.435	492.444
8602900000	Locomotive tenders	0	19	0	41

www.bps.go.id

I.3. IMPOR MENURUT KOMODITI / *IMPORT BY HS COMMODITY*
***** MEI / *MAY 2010* *****

H S	Uraian Komoditi *Commodity Description*	Berat Bersih / *Net Weight* (Kg) Bulan ini *Current Month*	 Kumulatif *Cum.Jan. to date*	Nilai / *Value C.I.F* (US$) Bulan ini *Current Month*	 Kumulatif *Cum.Jan. to date*
8603100000	Self-propelled railway,tramway coach,vantruck powered from ext. source of elect	0	1.173	0	18.097
8603900000	Self-propelled railway,tramway coach,vantruck not power from ext source of elect	0	2.249	0	6.000
8604000000	Railway/tramway maintenance/servicevehicles, whether/not self-propelled	43	556	301	1.521
8605000000	Railway/tramway passenger coach,not selfpropelled,luggage van,post office coach	0	1.000	0	800
8606100000	Tank wagons and the like	315	315	11.669	11.669
8606990000	Railway/tramway goods vans&wagon notself prope open,removable height > 60cm	10	41	308	2.114
8607110000	Driving bogies and bissel-bogies	179	1.046	9.584	34.372
8607120000	Other bogies and bissel-bogies	18.161	31.028	188.322	335.160
8607190000	Oth, including parts axles & wheels	10.109	3.373.695	360.571	14.400.050
8607210000	Air brakes and parts thereof	129	14.331	1.574	742.800
8607290000	Brakes and parts thereof other than airbrakes	61.153	224.911	123.933	599.088
8607300000	Hooks & oth coupling devices, buffers,and parts thereof	271	39.886	10.202	156.336
8607910000	Other parts of locomotives	0	401	0	57.584
8607990000	Other part of trolling stone	7.205	79.649	117.148	2.787.484
8608002000	Electromechanic equip of railway/tramwaytrack fixtures,fiiting, mechanic signal	1.274	15.151	38.058	531.158
8608009000	Non-electromech equip of railway/tramwaytrack fixtures,fiiting, mechanic signal	54	43.634	36	156.178
8609001000	Containers of metal design & equip forcarriage by one/more modes of transport	128.211	306.768	346.592	1.514.194
8609009000	Other containers design & equip forcarriage by one/more modes of transport	263.298	715.323	613.551	5.023.784
8701101100	Pedestrian controlled tractors, power<=22.5 kw for agricultural use	7.699	79.532	15.988	534.522
8701101900	Pedestrian controlled tractors, power<=22.5 kw oth than for agricultural use	0	9.213	0	34.849
8701102100	Pedestrian controlled tractors, power> 22.5 kw for agricultural use	0	13.157	0	128.436
8701209000	Road tractors for semi-trailers, not ckd	681.866	4.157.608	4.792.818	21.980.373
8701301000	Track-laying tractors of a cylinder cap<= 1100 cc	3.585	162.130	7.562	1.833.217
8701302000	Track-laying tractors of a cylinder cap> 1100 cc	0	153.385	0	901.292
8701901100	Agriculture tractors of a cylinder cap<= 1100 cc	50.322	191.716	201.022	864.400
8701901900	Agriculture tractors of a cylinder cap<= 1100 cc	333.330	1.532.467	2.167.943	9.938.652
8701909100	Other tractors of a cylinder capacity<= 1100 cc	27.600	40.185	218.712	231.112
8701909900	Other tractors of a cylinder capacity> 1100 cc	102.735	315.511	975.709	2.448.456
8702101100	Motor vehicles for the transport >=10 p,a gross vehicle weight < 6 t, ckd,diesel	0	37.535	0	94.026
8702101200	Motor vehicles for the transport >=10 p,vehicle weight >=6t & < 18 t, ckd,diesel	10.000	10.000	8.200	8.200
8702101300	Motor vehicles for the transport >=10 p,vhcl weight >= 18 t & < 24 t, ckd,diesel	5.413	5.413	24.582	24.582
8702102100	Motor vehicles for the transport >=10 p,vehicle weight < 6 t, not ckd, diesel	90.255	460.215	1.056.990	5.398.871
8702102200	Motor vehicles for the transport >=10 p,vhcl weight >=6t & <18t, not ckd, diesel	11.990	21.312	30.000	115.562
8703101000	Golf cars, including golf buggies	15.714	29.214	12.185	64.908
8703211000	Go-karts, cylinder capacity <= 1,000 ccinternal combust recipro piston engine	350	3.732	1.290	9.989
8703212910	Sedan/station wagons, <=1,000 cc,not ckdinternal combust recipro piston engine	0	990	0	10.525
8703212990	Other motor cars, <= 1,000 cc, not ckdinternal combust recipro piston engine	376.074	1.186.478	2.432.580	7.636.520
8703221110	Sedan/station wagons, 1,000-1500 cc,ckdinternal combust recipro piston engine	0	105.716	0	435.240
8703221190	Other motor cars, 1,000-1500 cc, ckdinternal combust recipro piston engine	122.996	765.368	415.170	2.777.282
8703221910	Sedan/station wagon,1,000-1500cc,not ckdinternal combust recipro piston engine	1.734.204	7.251.152	17.659.331	70.969.747
8703221990	Oth motor cars, 1,000-1500 cc, not ckdinternal combust recipro piston engine	2.308.690	11.248.567	21.099.109	103.708.974
8703234290	Other motor cars, 1800-2000 cc, ckdinternal combust recipro piston engine	221.813	2.297.069	1.523.437	15.676.064
8703234310	Sedan/station wagons, 2000-2500 cc, ckdinternal combust recipro piston engine	0	1.640	0	48.700
8703234390	Other motor cars, 2000-2500 cc, ckdinternal combust recipro piston engine	390.966	1.610.262	3.206.066	12.857.315
8703234490	Other motor cars, 2500-3000 cc, ckdinternal combust recipro piston engine	2.200	2.200	7.088	7.088
8703235110	Sedan/station wagons, 1500-1800 cc, notinternal combust recipro piston engine	537.988	3.246.400	5.668.202	33.341.077
8703235190	Other motor cars, 1500-1800 cc, not ckdinternal combust recipro piston engine	123.232	1.982.983	934.181	10.302.115
8703235210	Sedan/station wagons, 1800-2000 cc, notinternal combust recipro piston engine	116.904	525.838	1.536.244	6.848.425
8703235291	Oth motor car,1800-2000 cc, (4x2) system,not ckd,int combust recipro pist engine	22.614	82.530	314.903	1.111.194
8703235292	Oth motor car,1800-2000 cc, (4x4) system,not ckd,int combust recipro pist engine	30.044	81.326	1.056.426	1.905.651
8703235310	Sedan/station wagon,2000-2500cc,not ckdinternal combust recipro piston engine	455.269	3.635.693	6.794.914	49.453.259
8703235391	Oth motor car,2000-2500cc, (4x2) system,not ckd,int combust recipro pist engine	1.392.134	7.140.094	18.150.472	86.865.393
8703235392	Oth motor car,2000-2500cc, (4x4) system,not ckd,int combust recipro pist engine	1.454	21.537	19.754	356.890
8703235410	Sedan/station wagon,2500-3000cc,not ckdinternal combust recipro piston engine	71.708	599.158	1.210.104	10.571.107
8703235491	Oth motor car,2500-3000cc, (4x2) system,not ckd,int combust recipro pist engine	0	8.479	0	200.100
8703235492	Oth motor car,2500-3000cc, (4x4) system,not ckd,int combust recipro pist engine	182.635	698.204	2.635.408	9.690.059
8703239420	Oth vehicle, 2500-3000 cc, (4x4) system,not ckd,int combust recipro pist engine	0	2.103	0	23.530
8703245010	Sedan/station wagons, > 3000 cc,not ckdinternal combust recipro piston engine	118.331	864.175	3.287.582	21.132.596
8703245091	Oth motor cars, > 3000 cc, (4x2) system,not ckd,int combust recipro pist engine	25.020	156.964	484.683	2.523.628
8703245092	Oth motor cars, > 3000 cc, (4x4) system,not ckd,int combust recipro pist engine	172.385	1.522.219	1.891.255	20.902.355
8703249000	Other vehicle, > 3000 cc, not ckdinternal combust recipro piston engine	0	9.234	0	203.050
8703319000	Other vehicles, <= 1500 cc, not ckd,diesel	0	1.050	0	17.280
8703325100	Sedan/station wagon,1500-2000cc,not ckd,diesel	80.937	1.413.286	784.959	12.692.829
8703325900	Other motor cars, 1500-2000 cc, not ckd,diesel	934.488	6.413.234	8.915.146	61.565.578
8703326900	Oth vehicles, 2000-2500 cc, ckd, diesel	0	426.485	0	2.873.683
8703329900	Other vehicles, 2000-2500 cc, not ckd,diesel	172.389	399.664	1.364.382	3.179.870
8703335100	Other motor cars, 2500-3000 cc, not ckd,diesel	22.461	63.170	413.444	943.513
8703335200	Other motor cars, > 3000 cc, not ckd,diesel	3.162	125.534	49.000	1.352.902
8703339000	Other vehicles, > 2500 cc, not ckd,diesel	0	3.867	0	53.000
8703904300	Other motor car, 2000-2500 cc, ckd	0	253.786	0	1.547.969
8704101200	Damper designed for off highway, <=24 tnot ckd	0	1.686	0	3.367
8704102100	Damper designed for off highway, >24 t,ckd	0	1.479.082	0	18.426.278
8704102200	Damper designed for off highway, > 24 tnot ckd	5.842.855	26.233.213	55.761.911	274.310.985
8704211900	Other vans, <= 5 t, ckd, diesel	3.559	168.683	16.170	3.308.423
8704212900	Other vans, <= 5 t, not ckd, diesel	2.025.327	12.069.093	16.963.596	101.880.237
8704221900	Other vans, 5-6 t, ckd, diesel	0	875.972	0	19.278.000
8704222911	Other vans, 6-10 t, ckd, diesel	0	729.444	0	4.749.228
8704222919	Other vans, 6-10 t, not ckd, diesel	4.870	16.220	7.606	93.491

www.bps.go.id

I.3. IMPOR MENURUT KOMODITI / *IMPORT BY HS COMMODITY*
***** MEI / *MAY 2010* *****

H S	Uraian Komoditi *Commodity Description*	Berat Bersih / *Net Weight* (Kg) Bulan ini *Current Month*	 Kumulatif *Cum.Jan. to date*	Nilai / *Value C.I.F* (US$) Bulan ini *Current Month*	 Kumulatif *Cum.Jan. to date*
8704224900	Other vans, 10-20 t, not ckd, diesel	47.769	58.329	82.885	326.105
8704233900	Other vans, > 24 t, ckd, diesel	49.210	283.742	147.647	966.017
8704234100	Refrigerated vans, > 24 t, not ckd,diesel	0	42.958	0	79.399
8704234300	Tanker vehicles, > 24 t, not ckd, diesel	0	176.779	0	321.878
8704234900	Other vans, > 24 t, not ckd, diesel	718.237	4.692.765	1.945.895	16.622.058
8704311900	Other vans, <= 5 t, ckd, internalcombustion piston engine	0	920	0	3.000
8704312900	Other vans, <= 5 t, not ckd,internal combustion piston engine	489.440	3.898.199	3.096.715	23.926.117
8704901000	Motor vehicles for the transport of good, ckd	0	227.040	0	2.920.000
8704909000	Motor vehicles for the transport of good, not ckd	95	39.095	553	17.978
8705100000	Crane lorries	189.370	1.074.211	831.095	3.473.633
8705200000	Mobile drilling derricks	0	230.362	0	2.650.373
8705300000	Fire fighting vehicles	4.800	23.826	133.114	393.453
8705400000	Concrete-mixer lorries	92.862	633.634	136.750	3.045.648
8705905000	Street clean vhcl, incl cesspit emptiermobile clinic;spray lorries of all kinds	0	2.854	0	44.667
8705909000	Other special purpose motor vehicles	279.547	1.070.236	2.875.959	12.274.798
8706001100	Chasis fitted with engines for agri.tractors of subhd 8701.10/8701.90	0	2.530	0	45.087
8706001900	Oth chasis fitted with engines for vhclsof heading 8701	0	4.046	0	1.304
8706002000	Chasis fitted with engines for vehiclesof heading 8702	6.800	45.200	12.563	249.289
8706003000	Chasis fitted with engines for vehiclesof heading 8703	1.472	1.472	9.354	9.354
8706004000	Chasis fitted with engines for vehiclesof heading 8704	32.200	32.200	41.650	41.650
8706005000	Chasis fitted with engines for vehiclesof heading 8705	0	50.277	0	82.668
8707100000	Bodies for the vehicles of heading 8703	42.355	204.919	257.766	1.139.125
8707901000	Bodies for the vehicles of heading 8701	117	5.779	700	30.335
8707903000	Bodies for the vehicles of heading 8705	0	419	0	5.826
8707909000	Bodies for the vehicles of heading 8702,8704	42.421	252.933	195.344	1.564.570
8708101000	Bumper & parts for vehicles heading 8701	6.033	160.947	37.068	1.701.012
8708109000	Bumper & parts for vehicles heading 8702;8703;8704; 8705	199.495	949.282	1.749.047	9.061.390
8708211000	Safety seat belt for vehicles 8701	77	768	3.334	13.676
8708219000	Safety seat belt for vehicles 8702; 8703; 8704; 8705	71.751	372.801	444.402	2.456.982
8708291100	Component of door trim assembly for hd8701	666	3.674	18.191	95.164
8708291200	Component of door trim assembly for hd8703	48.474	247.990	623.312	3.133.204
8708291300	Component of door trim assembly for hd8705/subheading 8704.10	30.448	177.625	205.284	1.204.002
8708291900	Component of door trim assembly for hd8702 & 8704 (exlcuding 8704.10)	145.133	384.434	888.229	2.191.238
8708292000	Parts of safety seat belts of heading8701-8705	115.428	533.301	810.121	3.878.963
8708299100	Oth part, access of bodies for agricul.tractors of subhead 8701.10/8701.90	135	27.908	343	70.672
8708299200	Oth part, access of bodies for agricul.vehicles of heading 8701	168	616	6.082	19.122
8708299300	Oth part, access of bodies for agricul.of heading 8703	1.044.041	5.001.257	3.687.494	28.183.579
8708299900	Oth part, access of bodies for agricul.of heading 8702; 8704; 8705	393.712	2.103.181	3.893.885	16.726.191
8708301000	Brakes,servo-brakes; parts thereof forvehicles of heading 87.01	10.481	61.195	230.187	965.060
8708302000	Brakes,servo-brakes; parts thereof forvehicles of heading 87.03	307.047	1.413.656	4.280.752	19.822.839
8708309000	Brakes,servo-brakes; parts thereof forvehicles of heading 8702; 8704; 8705	433.137	1.797.697	3.114.677	13.384.188
8708401100	Gear boxes, unassembled for vehicles ofheading 87.03	300.615	1.483.344	5.635.323	28.170.525
8708401200	Gear boxes, unassembled for vehicles ofsubheading 8704.10/heading 8705	570	64.155	9.728	1.174.086
8708401900	Gear boxes, unassembled for vehicles ofhead 8701-8702 & 8704 (exlc 8704.10)	314.476	2.006.618	3.401.471	21.521.431
8708402100	Gear boxes, assembled for agri tractorsof subheading 8701.10/8701.90	1.400	2.547	34.040	34.923
8708402200	Gear boxes, assembled for oth vehicle ofheading 87.01	462	3.062	17.022	65.016
8708402300	Gear boxes, assembled for vehicle of hd87.03	190.482	858.378	2.333.340	10.274.559
8708402400	Gear boxes, assembled for vehicle ofsubheading 8704.10/heading 8705	48.917	180.655	54.080	331.490
8708402900	Gear boxes, assembled for vehicles ofheading 8702 & 8704 (exlcuding 8704.10)	14.071	65.926	261.989	1.197.384
8708409000	Parts of gear boxes	81.417	429.564	188.107	2.616.820
8708501100	Drive-axles with differential, unassablfor vehicles of heading 87.03	975.186	4.453.222	8.352.841	40.424.195
8708501200	Drive-axles with differential, unassablfor vhcl of subhead 8704.10/head 8705	92.965	567.435	2.839.423	13.467.715
8708501900	Drive-axles with differential, unassablfor vhcl hd 8701-8702&8704(exlc 8704.10)	269.757	930.996	933.374	2.656.319
8708502100	Drive-axles with differential, assabledfor agri tractor of subhd 870110,870190	0	1.562	0	11.396
8708502200	Drive-axles with differential, assabledfor other vehicles of heading 87.01	49.984	194.991	1.089.887	3.935.422
8708502300	Drive-axles with differential, assabledfor vehicles of heading 87.03	165.536	820.174	1.038.479	5.167.579
8708502400	Drive-axles with differential, assabledfor vhcl of subhd 8704.10/hd 87.05	22.557	244.842	320.835	2.826.979
8708502900	Drive-axles with differential, assabledfor vhcl of hd 8702,8704 (exlc 8704.10)	228.373	1.443.451	2.618.915	15.464.777
8708509000	Parts of drive-axles with differential,non-driving, axles	156.733	582.535	673.448	2.887.734
8708701100	Wheel centre discs and caps for agritractors of subheading 8701.10/8701.90	1.483	6.198	10.876	55.084
8708701200	Wheel centre disc & cap for oth vehicleof heading 87.01	4.223	62.177	72.035	288.195
8708701300	Wheel centre disc & cap for oth vehicleof heading 87.03	480.055	1.206.259	865.697	2.842.450
8708701400	Wheel centre disc & cap for oth vehicleof subheading 8704.10/heading 87.05	43.967	356.440	140.108	953.915
8708701900	Wheel centre disc & cap for oth vehicleof heading 8702 & 8704 (exlc 8704.10)	1.012.908	3.130.129	1.504.972	4.894.906
8708709100	Other road wheel for agri tractors ofsubheading 8701.10/8701.90	18	1.551	161	14.042
8708709200	Other road wheel for oth vehicles of hd87.01	0	153	0	843
8708709300	Other road wheel for vehicles of head87.03	54.343	178.950	130.141	764.315
8708709400	Other road wheel for vehicles of subhd8704.10/heading 87.05	31.145	69.829	76.017	328.005
8708709900	Other road wheel for vehicles of head8702 & 8704 (exlcuding 8704.10)	590.489	2.144.337	990.570	3.661.352
8708801100	Suspension systems for agri tractors ofsubheading 8701.10/8701.90	272	5.646	6.249	112.990
8708801200	Suspension systems for oth vehicles ofheading 87.01	3.852	69.041	76.551	964.376
8708801300	Suspension systems for vehicles of head87.03	65.466	293.716	183.006	872.349
8708801400	Suspension systems for vehicle of sebhd8704.10/heading 87.05	6.910	56.325	183.672	737.378
8708801900	Suspension systems for vehicle of sebhd8702 & 8704 (exlcuding 8704.10)	91.891	486.450	302.496	1.670.683
8708809000	Parts of suspension systems (incl shock-absorbers)	240.958	1.122.235	2.869.646	13.273.334
8708911100	Radiators systems for agri tractors ofsubheading 8701.10/8701.90	226	29.790	3.516	202.768
8708911200	Radiators for other vehicles of heading87.01	4.344	13.635	64.238	261.907
8708911300	Radiators for vehicles of heading 87.03	39.294	148.482	234.487	914.685

www.bps.go.id

I.3. IMPOR MENURUT KOMODITI / *IMPORT BY HS COMMODITY*
***** MEI / *MAY 2010* *****

H S	Uraian Komoditi *Commodity Description*	Berat Bersih / *Net Weight* (Kg) Bulan ini *Current Month*	 Kumulatif *Cum.Jan. to date*	Nilai / *Value C.I.F* (US$) Bulan ini *Current Month*	 Kumulatif *Cum.Jan. to date*
8708911400	Radiators for vehicles of subhd 8704.10or heading 87.05	7.470	50.512	145.567	863.229
8708911900	Radiators for vehicles of heading 87.02,8704 (exlcuding 8704.10)	106.005	478.849	812.763	3.539.332
8708919000	Parts of radiator	153.168	754.419	2.050.032	9.251.126
8708921000	Silencers (mufflers),exhaust pipe; partsfor vehicles of heading 87.01	388	2.061	8.399	23.469
8708922000	Silencers (mufflers),exhaust pipe; partsfor vehicles of heading 87.03	373.695	1.780.074	3.704.788	17.674.097
8708923000	Silencers (mufflers),exhaust pipe; partsfor vhcl of subhd 8704.10/head 87.05	209	1.556	4.389	35.140
8708929000	Silencers (mufflers),exhaust pipe; partsfor vhcl of hd 8702,8704 (exlc 8704.10)	108.217	594.630	992.965	5.406.899
8708931000	Clutches and parts thereof for agritractors of subhd 8701.10/8701.90	4.668	8.290	15.185	110.285
8708932000	Clutches, parts thereof for oth vehicleof heading 87.01	2.020	10.024	21.766	94.362
8708933000	Clutches, parts thereof for oth vehicleof heading 87.03	389.729	1.604.718	4.645.850	18.382.556
8708934000	Clutches, parts thereof for vehicles ofsubheading 8704.10/heading 87.05	4.765	49.211	118.650	736.939
8708939000	Clutches, parts thereof for vehicles ofheading 8702 & 8704 (exlcuding 8704.10)	159.033	933.700	1.078.533	4.769.217
8708941000	Steering wheels with airbag assemblies	7.844	73.381	14.514	236.666
8708949100	Oth steering wheels, columns,boxes foragri. tractors of subhd 8701.10,8701.90	16.176	52.951	51.731	172.188
8708949200	Oth steering wheels, columns,boxes forother vehicles of heading 87.01	708	2.138	26.135	83.311
8708949300	Oth steering wheels, columns,boxes forvehicles of subheading 87.03	506.225	2.328.298	7.285.552	32.005.654
8708949900	Oth steering wheels, columns,boxes forfor vehicles of head 8702, 8704, 8705	80.434	332.163	738.391	3.420.582
8708951000	Safety airbags with inflater system	25.290	226.774	460.900	3.282.195
8708959000	Parts of safety airbags with inflatersystem	3.915	10.385	110.615	416.000
8708991100	Unassembled fuel tank;engine bracket forvehicles of heading 87.01	252.920	594.084	3.161.626	6.265.844
8708991200	Unassembled fuel tank;engine bracket forvehicles of heading 87.03	76.370	420.253	960.432	4.994.536
8708991900	Unassembled fuel tank;engine bracket forvehicles of head 87.02; 87.04; 8705	67.474	296.636	450.364	2.494.163
8708999100	Other parts and accesories for agritractors of subhd 8701.10/8701.90	20.349	295.669	181.815	1.628.828
8708999200	Other parts,acces for other vehicles ofheading 87.01	9.057	31.023	337.447	978.889
8708999300	Other parts,acces for other vehicles ofheading 87.03	4.101.729	18.604.155	33.391.109	148.904.753
8708999900	Other parts,acces for other vehicles ofheading 87.02, 8704, 8705	3.771.078	20.230.465	30.724.991	170.843.066
8709110000	Electrical vehicles	17.524	27.248	117.773	180.808
8709190000	Non elect work truck,self-propelled,notfitted with lift/handl equip,in factory	32.856	238.631	151.887	2.537.171
8709900000	Part of work trucks,self-propelled, notfitted with lift/handl equip, in factory	13.053	80.556	110.626	531.894
8710000000	Tanks, other armoured fighting vehicles,motorised, with weapons/not, & parts	38.565	135.029	3.164.561	7.420.318
8711101100	Motorcycle,incl moped,scooters, reciproint combust piston engine < 50 cc, ckd	18.443	37.855	57.034	113.204
8711101900	Other motorcycles, reciprocatinginternal piston engine < 50 cc, ckd	0	450	0	11.964
8711109100	Motorcycle,incl moped,scooters, reciproint combust piston engine <50 cc,not ckd	457	956	1.111	8.341
8711109900	Other motorcycles, recipro int pistonengine < 50 cc, not ckd	1.802	2.061	4.380	5.246
8711201010	Motocross motorcycles, with reciproint combust pist engine, 50-250 cc, ckd	0	134	0	6.413
8711201090	Motocross motorcycles, with recipro intcombust pist engine, 50-250 cc, not ckd	15.090	592.121	215.236	829.054
8711202100	Motorcycles, scooters, with recipro intcombust piston engine, 50 -125 cc, ckd	2.719	16.204	13.570	41.414
8711202300	Motorcycles, scooters, with recipro intcombust piston engine, 150 -200 cc, ckd	0	1.031	0	6.300
8711202400	Motorcycles, scooters, with recipro intcombust piston engine, 200 -250 cc, ckd	0	220	0	5.895
8711203000	Other motorcycles, recipro int pistonengine, 50 -250 cc, ckd	0	15.619	0	21.257
8711204100	Motorcycles, scooters, with recipro intcombust piston engine, 50-125 cc,not ckd	12.125	71.608	105.761	509.810
8711204200	Motorcycles, scooters, with recipro intcombust piston engine, 125-150cc,not ckd	236.531	339.130	1.316.195	2.382.958
8711204300	Motorcycles, scooters, with recipro intcombust piston engine, 150-200cc,not ckd	143.876	831.012	1.101.626	5.773.694
8711204400	Motorcycles, scooters, with recipro intcombust piston engine, 200-250cc,not ckd	141.336	602.290	2.446.000	10.393.291
8711209000	Other motorcycles, recipro int pistonengine, 50 -250 cc, not ckd	235	11.283	5.926	71.351
8711301090	Motocross motorcycles, with recipro intcombust pist engine, 250-500 cc, not ckd	934	8.431	14.513	94.603
8711401090	Motocross motorcycles, with recipro intcombust pist engine, 500-800 cc, not ckd	0	4.442	0	29.750
8711409000	Other motorcycles, recipro int pistonengine, 500 -800 cc, not ckd	4.691	7.921	115.892	309.157
8711502000	Other motorcycles, recipro int pistonengine, > 800 cc, ckd	0	1	0	831
8711509000	Other motorcycles, recipro int pistonengine, > 800 cc, not ckd	228	10.552	5.126	383.600
8711909000	Other motorcycles, not ckd	1.287	16.275	32.655	430.050
8712001000	Racing bicycles	3.413	21.788	4.974	56.056
8712002000	Bicycles designed to be ridden bychildren	1.711.917	5.753.606	1.143.066	3.834.259
8712003000	Other bicycles	1.366.708	6.264.105	784.539	3.456.992
8712009000	Other cycles	2.090.130	5.139.370	1.753.030	6.263.980
8713100000	Carriages for disabled persons, notmechanically propelled	18.083	197.302	52.500	441.934
8713900000	Carriages for disabled persons,mechanically propelled	61.973	121.911	152.470	309.350
8714110000	Saddles of motorcycles (incl. mopeds)	712	28.245	591	122.106
8714190010	Clutch assembly of motorcycles(incl. mopeds)	203.384	808.506	2.956.788	11.668.133
8714190020	Gear assembly of motorcycles(incl. mopeds)	422.944	1.686.974	1.591.744	6.616.293
8714190030	Spokes/nipples of motorcycles(incl. mopeds)	3.039.865	13.133.823	20.810.911	95.195.341
8714190040	Oth part & acces, for motorcycles ofsubheading, 8711.10, 8711.20/8711.90	115.943	1.079.552	54.517	1.014.436
8714190090	Oth part & acces, for motorcycles ofsubheading, 8711.30, 8711.40/8711.50	1.132.912	6.370.443	5.558.711	25.805.678
8714201100	Castors of a dia (incl. tyres) 76-100 mmthat the wheel width > 30 mm	0	235	0	1.129
8714201200	Castors of a dia(incl. tyres) 101-250 mmthat the wheel width > 30 mm	0	19	0	305
8714201900	Castors of a dia(incl. tyres) > 250 mmthat the wheel width > 30 mm	944	8.646	18.012	72.861
8714209000	Other parts of carriages for disabledpersons	1.147	36.748	8.858	64.494
8714911000	Frames & forks for bicycles of subhead8712.00.20	130.136	429.239	173.806	583.697
8714919000	Oth parts of forks	314.858	1.228.737	1.609.427	7.266.405
8714921000	Wheel rims and spokes for bicycles ofsubheading 8712.00.20	43.366	127.938	88.956	187.878
8714929000	Other wheel rims and spokes	63.353	736.612	327.475	3.444.093
8714931000	Hubs,(exlc coaster brake hub, hub brake,free/sprocket-wheel), bicycle 8712.00.20	19.225	83.444	29.532	353.703
8714939000	Oth hub, (exlc coaster braking hub, hubbrake, free/sprocket-wheel)	133.141	552.544	640.089	2.739.587
8714941000	Brakes,(incl coast brake hub,hub brake)for bicycles of subheading 8712.00.20	37.819	187.962	118.697	497.971
8714949000	Oth brakes, (incl coaster braking hubs,hub brakes)	209.297	1.098.606	1.089.199	4.602.238
8714951000	Saddles for bicycles of subhd 8712.00.20	46.135	133.532	41.656	119.785
8714959000	Other saddles	90.422	364.589	300.488	1.012.405
8714961000	Pedals and crank-gear,& parts thrf forbicycles of subheading 8712.00.20	27.645	91.257	26.156	74.931

www.bps.go.id

I.3. IMPOR MENURUT KOMODITI / *IMPORT BY HS COMMODITY*
***** MEI / *MAY 2010* *****

H S	Uraian Komoditi *Commodity Description*	Berat Bersih / *Net Weight* (Kg) Bulan ini *Current Month*	 Kumulatif *Cum.Jan. to date*	Nilai / *Value C.I.F* (US$) Bulan ini *Current Month*	 Kumulatif *Cum.Jan. to date*
8714969000	Other pedals and crank-gear,& parts thrf	183.612	789.249	526.199	2.373.945
8714991000	Parts & accessories of bicycle of subhd8712.00.20	676.823	4.646.981	4.650.266	31.855.812
8714999000	Parts & accessories of vehicle of head87.11 to 87.13. (exlc. 8712.00.20)	982.506	4.726.118	2.941.770	13.739.101
8715000000	Baby carriages, trailers, semi-trailers,oth vhcl, not mechanically propel;& part	126.358	664.523	313.974	1.426.479
8716100000	Trailers & semi-trailers of the caravantype, for housing/camping	443	443	3.666	3.666
8716200000	Self-loading/self-unloading trailers &semi-trailers for agricultural purposes	30.208	60.208	81.117	106.548
8716310000	Tanker trailers,tanker semi-trailers forthe transport of goods	119	407.816	610	3.291.127
8716394000	Agricultural trailers and semi-trailers	0	262.204	0	1.336.744
8716399000	Other trailers and semi-trailers for thetransport of goods	8.320	459.555	77.425	449.937
8716400000	Other trailers and semi-trailers	68.693	1.433.689	593.740	5.652.593
8716801000	Cart,wagon,sack truck,hand trolleys &similar hand-propelled vhcl used in fact	44.468	266.535	102.883	520.473
8716802000	Wheelbarrows a kind used in factory/workshops	178.653	611.297	97.017	419.727
8716809000	Oth vehicles, not mechanically propelled	51.284	139.881	141.102	508.937
8716901100	Wheels for trailers and semi-trailers	264.072	1.089.109	272.677	1.423.239
8716901300	Other parts for goods of subheading8716.20	38.678	82.299	100.642	203.614
8716901900	Other parts for trailers, semi-trailers	369.237	1.437.543	1.155.115	5.344.345
8716909100	Parts for goods of subhead 8716.80.10or 8716.80.20	1.318	183.887	21.545	211.027
8716909900	Other parts for other vehicles	312.835	1.200.077	597.379	2.676.622
8801000000	Balloon,dirigibles,glider, hang glidersand other non-powered aircraft.	0	53	0	181
8802110000	Helicopters of an unladen weight <=2,000 kg	0	8.425	0	2.385.813
8802120000	Helicopters of an unladen weight >2,000 kg	0	13.950	0	26.900.000
8802201000	Aeroplanes of an unladen weight<= 2,000 kg	0	14.000	0	1.319.063
8802301000	Aeroplane of an unladen weight >2,000 kgand <= 15,000 kg	25.649	1.921.269	5.281.276	8.057.432
8802401000	Aeroplanes of an unladen weight> 15,000 kg	308.688	1.624.526	84.720.000	1.060.873.214
8802600000	Spacecraft (including satellites) andsuborbital, spacecraft launch vehicles	1	1	5.000	5.000
8803100000	Propellers, rotors, parts thereof ofheading 88.01/88.02.	5.821	20.425	3.007.907	3.446.786
8803200000	Under-carriages, parts thereof heading88.01/88.02.	4.556	7.626	525.445	678.321
8803300000	Other parts of aeroplanes/helicoptersheading 88.01/88.02.	96.592	974.443	20.947.870	51.170.863
8803901000	Parts of telecommunication satellites	16	8.783	225	1.092.257
8803902000	Parts of balloons, gliders/kites	21	34	28.410	45.251
8803909000	Other parts of goods of heading 88.01or 88.02	1.837	7.363	523.815	2.758.116
8804000000	Parachutes (incl dirigible parachutes,paragliders)&rotochutes,parts,acces thrf	241	6.233	36.294	2.032.454
8805100000	Aircraft launching gear, part thereof,deck arrestor/similar gear, part thereof	0	8	0	2.000
8805210000	Air combat simulators & parts thereof	0	1.010	0	2.729.260
8805299000	Parts of ground flying trainers	30.863	32.384	100.307	939.494
8901101000	Cruise ships,excursion boats,ferry-boats of gross tonnage <= 26 ton	309	764.309	1.450	343.498
8901102000	Cruise ships,excursion boats,ferry-boats of gross tonnage>26 but<=250ton	70.000	4.446.094	99.093	2.868.313
8901103000	Cruise ships,excursion boats,ferry-boats of gross weight>250 but<=500ton	1.989.000	5.722.922	4.650.000	10.042.424
8901106000	Cruise ships,excursion boats,ferry-boats of gross tonnage > 5000 ton	0	37.224	0	96.000
8901205000	Tankers of gross tonnage > 4000 but<= 5000 ton	6.102.000	8.257.751	10.246.970	11.597.424
8901206000	Tankers of gross tonnage > 5000 ton	0	272.130.034	0	250.713.366
8901901200	Other vessels, not motorised of grosstonnage > 26 but <= 250 ton	0	1.132.400	0	8.900.809
8901901400	Other vessels, not motorised of grosstonnage > 500 ton	6.254.000	61.918.473	4.630.605	92.827.518
8901902100	Other vessels, motorised of grosstonnage <= 26 ton	0	1.577	0	315.000
8901902200	Other vessels, motorised of grosstonnage > 26 but <= 250 ton	65.000	217.000	87.218	2.425.037
8901902300	Other vessels, motorised of grosstonnage > 250 but <= 500 ton	399.200	2.907.200	434.160	5.801.337
8901902400	Other vessels, motorised of grosstonnage > 500 but <= 4000 ton	3.196.000	36.151.550	555.000	33.141.341
8901902500	Other vessels, motorised of grosstonnage > 4000 but <= 5000 ton	0	511.000	0	576.000
8901902600	Other vessels, motorised of grosstonnage > 5000 ton	40.413.000	78.158.000	32.140.420	91.101.174
8902001100	Fishing vessels of gross tonnage<= 26 ton	592.000	2.115.500	393.556	1.042.838
8902001400	Fishing vessels of gross tonnage> 100 but <= 250 ton	765.000	1.162.000	356.727	924.456
8902001500	Fishing vessels of gross tonnage> 250 but <= 4000 ton	0	3.173.610	0	4.496.360
8902009500	Factory ships&oth vessels for proc/preserv fish.of 250<gro ton<=4000 ton	0	315.000	0	685.912
8903100000	Yachts&oth vessels for pleasure/sportsrowing boats&canoes, inflatable	1.400	34.947	4.213	49.348
8903910000	Sailboats, with/withoutauxiliary motor, not inflatable	232.768	322.004	442.229	16.710.417
8903920000	Motorboats, other than outboard motor,not inflatable	118.000	617.130	160.982	34.519.083
8903990000	Other vessels for pleasure/sports;canoes, not inflatable	15.379	78.774	246.757	785.903
8904001100	Tugs of gross tonnage <= 26 ton	0	140.000	0	1.176.610
8904001900	Tugs of gro tonnage >26 ton, of apower <= 4000 hp	0	6.396.530	0	67.019.575
8904002100	Tugs of gro tonnage <26 ton, of apower <= 4000 hp	942.000	4.679.293	554.562	10.672.680
8904002900	Tugs of gro tonnage >26 ton, of apower > 4000 hp	0	899.000	0	15.157.660
8905100000	Dredgers	761.000	3.233.776	861.496	6.470.488
8905200000	Floating/submersible drilling/production platforms	34.300	857.944	621.396	2.657.825
8905901000	Floating docks of a gro ton > 100 tons	0	9.010	0	96.914
8905909000	Oth vessels w/navigability of which issubsidiary to their main function	2.369.488	41.418.378	4.353.887	176.593.355
8906901000	Lifeboats oth than rowing boats, othvessels of displacement <= 30 tons	0	55.834	0	897.799
8906909000	Lifeboats oth than rowing boats, othvessels of displacement > 30 tons	1.061.935	1.601.850	13.013.919	34.874.576
8907100000	Floating structures, inflatable rafts	19.346	125.411	72.490	635.438
8907901000	Buoys	11.997	55.403	64.221	461.719
8907909000	Other floating structures	172.086	807.917	573.726	3.048.617
8908000000	Articles of headings 89.01-89.06imported for breaking up	0	1.218	0	34.528
9001101000	Optical fibres,optical fibre bundles&cables for telecom.&oth electrical use	64.221	124.850	1.596.364	4.855.675
9001109000	Optical fibres, optical fibrebundles&cables for other purpose	13.142	29.015	1.265.483	2.467.965
9001200000	Sheets&plates of polarising material	1.718	10.001	3.074	125.964
9001300000	Contact lenses	27.058	273.980	2.348.095	26.043.733
9001400000	Spectacle lenses of glass	11.716	16.779	181.062	254.422
9001500000	Spectacle lenses of other materials	30.037	95.286	790.530	3.047.707
9001901000	Lenses & optic elements for photograpor cinematographic cameras	8.438	42.215	859.533	3.467.213

www.bps.go.id

I.3. IMPOR MENURUT KOMODITI / *IMPORT BY HS COMMODITY*
***** MEI / *MAY 2010* *****

H S	Uraian Komoditi *Commodity Description*	Berat Bersih / *Net Weight* (Kg) Bulan ini *Current Month*	 Kumulatif *Cum.Jan. to date*	Nilai / *Value C.I.F* (US$) Bulan ini *Current Month*	 Kumulatif *Cum.Jan. to date*
9001909010	Lenses & prisms forlighthouses/beacons	0	6.300	0	2.253.504
9001909090	Oth elements of glass not opticallyworked	18.266	34.410	1.819.072	6.490.048
9002111000	Objective lenses for cinematographicprojector	0	17	0	272
9002119000	Objective lenses for cameras & otherprojector	10.125	30.744	244.038	865.835
9002190000	Objective lenses for oth instruments& apparatus	2.352	12.233	73.322	397.197
9002202000	Filters for cinematographic cameras,photographic cameras & oth projectors	2.858	9.724	8.157	28.544
9002203000	Filters for telescopes/microscopes	137	676	1.453	107.523
9002209000	Filters for oth instruments&apparatus	22	4.110	471	73.263
9002901000	Lenses&prisms for lighthouses/beacons	39	172	774	5.294
9002902000	Lenses&prisms for cinematographicprojectors	0	1.613	0	8.370
9002903000	Lenses&prisms for cinematographic cam.photographic cameras&oth projectors	1.657	1.987	7.766	21.365
9002909000	Lenses&prisms for oth instruments	4.428	44.885	461.784	5.979.269
9003110000	Frames&mountings for spectacles,goggles of plastics	7.539	32.244	69.258	278.968
9003190000	Frames&mountings for spectacles,goggles of other materials	20.624	65.858	112.004	453.036
9003900000	Parts of frames&mountings forspectacles, goggles&the like	5.351	25.977	42.924	385.241
9004100000	Sunglasses	75.007	340.405	456.004	2.277.322
9004901000	Corrective spectacles	33.696	87.917	244.487	708.212
9004902000	Corrective goggles	9	490	1.287	6.956
9004905000	Protective goggles	1.418	9.012	19.343	63.945
9004909000	Other spectacles & goggles	77.157	294.377	587.740	1.577.369
9005100000	Binoculars	507	22.118	3.081	1.423.601
9005809000	Monoculars & oth optical telescopes	6.429	76.417	20.736	407.748
9005901000	Parts&accessories (incl mountings) forastron.cal instr.ex.instrum.f rad.astr	280	282.928	16.419	784.373
9005909000	Parts&accessories (include mountings)for oth optical telescopes	46	47.282	101	733.909
9006101000	Laser photo plotters	59	1.211	820	6.120
9006109000	Oth cameras of a kind used forpreparing printing plates/cylinders	0	717	0	5.266
9006300000	Cameras specially design for underwater use for aerial survey, medical,or	19	228	1.339	44.684
9006400000	Instant print cameras	0	988	0	10.507
9006510000	Oth cameras with a slr, for roll filmof a width <= 35 mm	2.121	4.364	7.840	30.157
9006520090	Other cameras for roll film of a width> 35 mm	39	335	1.020	6.933
9006530010	Cameras of a kind used for rec. doc onmicrofilm, microfiche	3	3	3.076	3.076
9006530090	Cameras of oth. a kind used for rec.doc on microfilm, microfiche	1	1	2.431	2.431
9006599010	Camr.of a kind used for recording doc.on mic.film, microfiche/oth microforms	898	1.129	13.835	22.190
9006599090	Other camera for recording documenton mic.film, microfiche/oth microforms	20	961	46.530	72.430
9006610000	Discharge lamp ("electronic") flashlight	3.995	6.320	12.891	42.426
9006690000	Oth photographic flashlight apparatus& flashbulbs	7.703	33.896	19.065	92.350
9006911000	Parts & accessories for laser photoplotters of subhd 9006.10.10	0	382	0	14.201
9006913000	Parts & accessories for cameras ofsubhead. 9006.40.00 to 9006.53.00	9.288	19.052	36.320	70.366
9006919000	Other parts & accessories for cameras	4.713	17.670	26.267	109.876
9006991000	Parts & accessories for photographicflash-light apparatus	579	10.879	256.266	4.041.589
9006999000	Parts & accessories not for photograpflash-light apparatus	15.835	33.036	325.653	2.132.168
9007190000	Other cinematographic cameras	4.735	16.124	47.191	378.392
9007201000	Projectors for film of <16 mm in width	68	1.918	1.812	6.448
9007209000	Oth projectors whether/not incorp.sound recording/reproducing apparatus	11.720	34.052	87.092	275.910
9007910000	Parts and accessories for cameras	8.817	81.490	116.602	807.243
9007920000	Parts and accessories for projectors	4.416	18.444	465.932	1.688.728
9008100000	Slide projectors, oth thancinematographic	1.783	1.995	10.930	13.080
9008200000	Microfilm, microfiche/oth m. readers,whether/not capable of prod. copies	0	343	0	2.688
9008300000	Other image projectors	21.942	59.278	173.600	488.397
9008409000	Other photographic enlargers andreducers (other than cinematographic)	5.161	9.074	11.436	32.104
9008909000	Parts and accessories of other imageprojectors	972	12.381	9.067	60.207
9010100000	Apparatus and equipment forautomatically developing x-ray film	32.838	87.578	337.695	1.245.772
9010501000	App. for the projec./drawing of circ.patt.on sensit.substrates for mk ofPCB	3.726	21.833	65.500	190.702
9010509000	Oth app&equip for p.grap (includingcinematographic); negatoscopes	269	1.694	2.192	55.171
9010600000	Projection screens of 300 inchesor more	70.282	317.808	205.298	755.705
9010901000	Parts&acc. for projection screens,/for articels of subheading 9010.10	0	129	0	396
9010903000	Parts&acc.of app for the projection/drawing of circuit patt. of PCB/PWBs	0	232	0	502
9010909000	Parts & acc.of oth apparatus&equipfor photographics laboratories	4.249	66.211	24.639	259.599
9011100000	Stereoscopic microscopes	85	2.386	1.045	109.707
9011200000	Other microscopes, for photomicrograpcinephotomicrography/microproject	1.519	20.890	63.445	1.314.364
9011800000	Other microscopes	7.065	39.578	230.889	1.165.362
9011900000	Parts and accessories of stereoscopicmicroscope	909	1.881	9.746	120.714
9012100000	Microscopes oth than optical microscopediffraction apparatus	2.154	66.459	36.861	280.886
9012900000	Parts and accessories for microscope	0	1.314	0	16.605
9013100000	Telescopic sights for fitting to armsperiscopes; telescopes design to form	39	62	5.149	6.452
9013200000	Lasers, other than laser diodes	1.758	8.124	19.026	146.138
9013801000	Optical error verifications&repairapp.for PCB/PWBs&PCAs	0	2.630	0	208.737
9013802000	Liquid crystal devices	3.429	24.248	218.062	2.149.035
9013809000	Other devices, appliances&instrumentsof other optical appliances	8.792	71.924	867.283	5.338.164
9013901000	Parts & accessories of goods ofsubheading 9013.20.00	5	1.047	302	32.162
9013909000	Parts&accessories of other goods ofsubheading 90.13	3.532	3.901	58.584	131.458
9014100000	Direction finding compasses	110.504	183.100	1.505.802	1.879.121
9014200000	Instrum.&appl.for aeronautical/spacenavigation (other than compasses)	294	348	1.341.783	1.575.192
9014801000	Navig'nal instrum.&appl.used on ships,work with an automatic data processor	1.665	14.381	7.765	517.999
9014809000	Other navigationalinstruments&appliances	4.781	78.886	898.374	4.608.106
9014901000	Parts&acc.of ships navig'nal instrumwork with an automatic data process.	41	182.582	18.658	41.311.172
9014909000	Parts&accessories of oth navigationalinstruments&appliances	1.010	8.880	54.550	711.618
9015109000	Other rangefinders	6.185	22.581	195.131	510.415

http://www.bps.go.id

I.3. IMPOR MENURUT KOMODITI / *IMPORT BY HS COMMODITY*
***** MEI / *MAY 2010* *****

H S	Uraian Komoditi *Commodity Description*	Berat Bersih / *Net Weight* (Kg) Bulan ini *Current Month*	 Kumulatif *Cum.Jan. to date*	Nilai / *Value C.I.F* (US$) Bulan ini *Current Month*	 Kumulatif *Cum.Jan. to date*
9015200000	Theodolites and tachymeters(tacheometers)	981	5.390	224.863	460.719
9015300000	Levels [measuring higher of ground]	7.025	45.840	24.712	248.705
9015400000	Photogrammetrical surveyinginstruments & appliances	276	16.641	14.013	546.994
9015801000	Radio sonde and radio wind apparatus	107	9.837	140	530.962
9015809000	Other instruments&appliancesfor surveying	125.001	390.131	3.436.311	21.265.276
9015900000	Parts&accessories of surveyinginstruments and appliances	149.035	526.671	5.865.128	30.526.347
9016001000	Balances of a sens'vity of 5cg/better,w/without their weights, electronic	4.625	18.373	80.067	265.986
9016009000	Balances of a sens'vity of 5cg/better,w/without their weights,not electronic	13.654	49.556	123.663	734.335
9017101000	Plotters whether i/o units of hd 84.71or drawing/drafting of head 90.17	0	1.774	0	72.544
9017109000	Other drafting tables & machines,whether/not automatic	122	21.079	5.295	178.658
9017201000	Rulers	28.720	120.384	52.255	233.814
9017203000	App.for the project/drawing of circ.patt.on sens'zed subs's for mfc.of PCB	2.897	3.090	2.383	11.149
9017209000	Other drawing, marking-out/mathematical calculating instruments	23.710	151.921	58.223	481.390
9017300000	Micrometers, callipers and gauges	25.061	159.553	544.429	3.254.322
9017800000	Other instruments micrometerscallipers&gauges	144.232	570.385	279.465	3.191.312
9017902000	Parts&acc.of app.for the project/drwgof circ.patt.on sens.subs'tes for PCB	168	223	5	1.443
9017903000	Parts&acc.of photo plotters for themanufac. of PCB/PWBs	0	894	0	60.137
9017909000	Parts and accessories of otherinstruments	2.352	8.729	79.734	390.067
9018110000	Electro-cardiographs	1.761	15.040	59.902	1.101.923
9018120000	Ultrasonic scanning apparatus	3.511	24.247	657.371	2.463.694
9018130000	Magnetic resonance imagingapparatus	19.096	124.297	891.196	5.365.098
9018140000	Scintigraphic apparatus	373	1.337	17.712	183.960
9018190000	Other electro-diagnostic apparatus	99.732	285.045	4.862.716	13.054.030
9018200000	Ultra-violet/infra-red ray apparatus	0	30.828	0	1.733.036
9018311000	Disposable syringes	115.140	507.992	800.160	3.651.746
9018319000	Other syringes, with/without needles	44.511	204.584	770.420	2.960.670
9018320000	Tubular metal needles and needles forsutures	22.077	148.694	288.104	1.752.482
9018391000	Oth. catheters	8.020	37.593	151.260	837.713
9018392000	Oth.tubular metal needles and needlesfor sutures	2.273	10.328	83.701	213.597
9018399000	Other instruments and appliances,used in dental science	258.507	1.548.380	2.232.296	11.122.582
9018410000	Dental drill eng.,whether/not comb.on a single bs with oth dental equip.	0	1	0	19
9018490000	Oth.dental drill eng.,whether/not comb.on a single bs with oth dental equip.	4.836	44.889	123.846	436.834
9018500000	Other ophthalmicinstruments&appliances	1.255	28.213	148.909	1.008.914
9018902000	Intravenous administration set (adult)	4.698	16.341	156.315	543.489
9018903000	Electronic instruments and appliances	9.520	61.742	701.922	2.820.288
9018909000	Other instruments&appliances inmedical	198.008	1.169.584	3.806.600	17.457.060
9019101000	Electr. mechano-therapy appl.massageapparatus	43.826	290.216	697.438	2.960.399
9019109000	Oth. electr. mechano-therapy appl.massage app.	69.643	156.140	428.209	1.191.447
9019200000	Ozone therapy,oxygen therapy, aerosoltherapy, artificial respiration/other	8.200	28.467	338.786	1.256.305
9020000000	Oth breathing appl.&gas masks, excl.protec.masks having neith. mech'l part	9.727	106.012	279.164	2.060.402
9021100000	Orthopaedic/fracture appliances	15.955	50.073	121.710	328.338
9021210000	Artificial teeth	444	1.624	610	99.531
9021290000	Other artificial teeth	229	1.369	547	8.713
9021310000	Artificial joints	0	111	0	151.591
9021390000	Other artificial joints	0	1.509	0	17.957
9021400000	Hearing aids, excluding parts andaccessories	52	617	136.044	976.859
9021500000	Pacemakers for stimulating heartmuscles,excluding parts&accessories	0	22	0	37.509
9021900000	Oth appl.which are worn/carried/implanin the body,to comp'ate for a defect	3.648	61.733	8.831.232	63.460.840
9022120000	Computed tomography apparatus	10.138	53.872	1.172.291	6.552.045
9022130000	Oth. computed tomography apparatusfor dental use	0	3.051	0	167.850
9022140000	Oth. computed tomography apparatusfor medical, surgical/veterinary uses	8.750	101.236	901.930	7.463.110
9022191000	X-ray app for the physical inspectionof solder joints on PCB/PWB assemblies	588	6.549	31.550	394.768
9022199000	X-ray apparatus for other uses	5.514	23.441	110.201	1.231.443
9022210000	Alpha,beta/gamma radiations app formedic.surgical,dental/veterinary uses	3.640	7.332	28.494	48.495
9022290000	Alpha, beta/gamma radiationsapparatus for other uses	428	2.825	46.384	328.726
9022300000	X-ray tubes for medical, surgical,/veterinary uses	393	2.344	112.190	706.070
9022901000	Parts&acc.of x-ray app f the physicalinspec.of solder joints on PCAs	0	1	0	613
9022909000	Parts & accessories for other x-ray,alpha,beta/gamma radiations apparatus	395	18.786	129.684	779.524
9023000000	Instrum. app.&models,for demonstra'nalpurp.(exam. in education/exhibitions)	30.512	121.455	345.125	9.990.352
9024101000	Machines and appliances for testingmetals, electrically operated	6.517	43.972	322.623	860.915
9024109000	Machines and appliances for testingmetals, non-electrically operated	10.304	44.429	88.553	1.555.179
9024801000	Machines & appliances for testingother material, electrically operated	12.378	43.666	760.387	2.631.227
9024809000	Machines &appliances for testing othermaterial, non-electrically operated	5.790	35.472	124.455	1.770.375
9024901000	Parts&acc. for elec. operated machinesand appliances for testing materials	2.584	36.942	124.844	1.973.421
9024902000	Parts&acc.for non-elect'lly operatedmachines&appl. for testing materials	9	4.074	2.660	147.051
9025110000	Thermometers&pyrometers not combinedwith oth instruments, liquid filled	5.587	42.400	86.703	424.548
9025191000	Thermometers&pyrometers not combinedwith oth instruments, electrical	2.879	54.521	188.886	1.201.277
9025192000	Thermometers&pyrometers not combinedwith oth instruments, non electrical	4.661	33.890	89.254	714.299
9025801000	Temperature gauges for motor vehicles	1.997	18.455	20.056	188.581
9025802000	Oth. temperature gauges for motor vehic.electrical	17.666	40.029	298.110	851.545
9025803000	Oth. temperature gauges for motor vehic.non electrical	9.176	23.265	73.364	352.027
9025901000	Parts and accessories for electricallyoperated instruments	1.293	28.663	172.589	394.556
9025902000	Parts & accessories for non-electrically operated instruments	1.294	12.919	21.432	151.825
9026101000	Level gauges for motor vehicleselectrically operated	12.914	86.616	1.137.846	2.380.647
9026102000	Level gauges for motor vehicles notelectrically operated	10.574	45.804	112.157	588.227
9026103000	Oth measur/checking the flow/level ofliquids instrum.,elec.oprt	26.548	102.767	1.061.928	5.933.812
9026109000	Oth measur/checking the flow/level ofliquids instrum.,not elec.op	27.391	145.643	550.287	2.899.877
9026201000	Presure gauges for motor vehicles,electrically operated	10.071	36.124	91.214	690.900

https://www.bps.go.id

I.3. IMPOR MENURUT KOMODITI / *IMPORT BY HS COMMODITY*
***** MEI / *MAY 2010* *****

H S	Uraian Komoditi *Commodity Description*	Berat Bersih / *Net Weight* (Kg) Bulan ini *Current Month*	 Kumulatif *Cum.Jan. to date*	Nilai / *Value C.I.F* (US$) Bulan ini *Current Month*	 Kumulatif *Cum.Jan. to date*
9026202000	Presure gauges for motor vehicles,not electrically operated	9.790	26.467	62.098	242.870
9026203000	Other measuring/checking pressureinstruments, electrically operated	26.260	129.557	1.098.931	4.777.920
9026204000	Other measuring/checking pressureinstruments, not electrically operated	16.311	116.122	272.142	1.928.705
9026801000	Oth instruments/app. for measuring, electrically operated	26.703	142.028	609.325	4.361.926
9026802000	Oth instruments/app. for measuring,not electrically operated	19.681	373.531	928.761	2.890.667
9026901000	Parts&acc. for electrically operatedinstruments and apparatus	36.782	122.005	1.658.203	6.221.331
9026902000	Parts&acc.for nn-electrically operatedinstruments and apparatus	17.737	108.736	260.444	2.786.286
9027101000	Gas/smoke analysis apparatus,electrically operated	15.165	76.530	487.173	1.912.897
9027102000	Gas/smoke analysis apparatusnot electrically operated	3.242	9.126	73.390	710.653
9027201000	Chromatographs&elektrophoresis instrum, electrically operated	841	16.272	241.229	1.661.578
9027202000	Chromatographs&elektrophoresis instrum, not electrically operated	46	7.228	904	47.827
9027301000	Spectrometers,sp.photometers&sp.graphsuse optic radiat,elect'lly operated	3.696	13.811	271.712	1.538.514
9027302000	Spectrometers,sp.photometers&sp.graphsuse optic radiat,nt-elect'lly operated	1.654	8.616	97.664	459.785
9027501000	Oth instrum.&app.using optic radiat'ns(uv, visible, ir), electr'lly operated	5.373	42.052	778.177	6.164.989
9027502000	Oth instrum.&app.using optic radiat'ns(uv,visible,ir),not-elect'lly operated	152	2.502	34.562	125.068
9027801000	Exposure meters	1.679	6.310	186.377	1.141.105
9027802000	Coagulometers	2.489	5.460	505.295	949.442
9027803000	Other instruments and apparatuselectrically operated	5.069	52.716	308.792	3.439.313
9027804000	Other instruments and apparatusnot electrically operated	4.617	19.501	1.257.709	2.560.905
9027901000	Parts&acc.includg PCA of h 90.27,othfor gas/smoke analysis app.&microtomes	582	7.224	121.908	594.121
9027909100	Parts&acc. of gas/smoke analysis app.and microtomes, electrically operated	917	4.165	126.619	284.993
9027909900	Parts&acc. of gas/smoke analysis app.&microtomes,not-electrically operated	5.152	91.773	325.325	2.727.727
9028101000	Gas meters of a kind mounted in gascontainers	1.244	21.690	25.038	208.007
9028109000	Other gas meters of kind mountedin gas containers	1.182	89.374	24.691	529.067
9028201000	Totalizing water meters	60.665	331.714	452.802	1.359.961
9028209000	Other liquid meters	9.082	71.418	75.728	627.379
9028301000	Kilowatt hour meters	86.313	188.922	969.414	1.842.231
9028309000	Other electricity meters	58.217	203.037	702.809	2.000.984
9028901000	Water meter housings/bodies	16.030	29.778	359.197	441.615
9028909000	Oth parts&accessories of gas, liquid/electricity supply/production meters	60.780	1.758.328	765.459	52.124.707
9029102000	Taximeters	477	5.275	10.184	77.436
9029109000	Mileometers, pedometers and the like	7.823	30.043	137.823	933.139
9029201000	Speedometer for motor vehicles	74.382	320.959	870.038	4.397.264
9029202000	Tachometers for motor vehicles	38.538	186.324	532.814	2.226.264
9029209000	Oth speed indicators&tachometers;stroboscopes	55.324	334.879	2.072.277	8.499.819
9029901000	Parts&acc.of goods of sub h 9029.10/of stroboscopes of subheading 9029.20	54.934	285.417	827.975	4.421.052
9029902000	Parts and accessories of goods ofsubheading 9029.20	126.113	605.433	3.407.496	16.255.226
9030100000	Instruments & apparatus for measuring/detecting ionising radiations	1.237	10.847	463.891	2.682.707
9030200000	Cathode-ray oscilloscopes &cathode-ray oscillographs	1.269	12.118	76.593	621.621
9030310000	Multimeters without a recording device	11.301	52.851	125.059	516.613
9030320000	Multimeters with a recording device	3.401	18.118	41.963	444.149
9030331000	Instruments and apparatus for measuring/check voltage without a rec. device	1.771	21.965	61.960	379.300
9030332000	Impedance-measuring instruments andapparatus designed to provide visual	230	8.595	13.838	448.764
9030333000	Ammeters and voltmeters for motorvehicles	1.061	15.081	11.029	67.484
9030339000	Oth instr&app for meas'g/check.voltagecurr.resist./power,w/o record. device	38.695	120.524	442.951	1.303.870
9030390000	Other heading 90.30with a recording device	24.429	75.952	335.370	2.054.193
9030400000	Other instruments and apparatus,designed for telecommunications	863	3.960	102.617	1.015.415
9030821000	Wafer probers	4	405	58	10.930
9030829000	Oth instrum.&app.for measuring/checking semiconductor wafers/devices	6.180	28.737	824.105	3.126.891
9030841000	Instruments & app., with a recordingfor measure, check electrical quantities	1.473	5.086	341.782	662.377
9030849000	Oth instru. and app., with a recordingfor measure, check electrical quantities	386	7.000	17.923	142.368
9030891000	Instru.&app.s,w/o recording device forgoods other than subheading 9030.39	1.758	18.100	63.552	1.046.693
9030899000	Other instruments & apparatus,without recording device	6.012	24.183	395.023	2.131.973
9030901000	Parts&accessories including PCA ofgoods of subhead 9030.40&9030.82	488	11.439	17.670	896.440
9030902000	Parts&acc. of instrum.&app for measure/check elect'al quantities on PCB&PCAs	411	21.627	61.643	544.455
9030903000	Parts&acc.of optical instrum.&appl.formeasuring/checking PCB/PWBs&PCAs	13	882	5.523	140.905
9030909000	Other parts&accessories of goods ofhead 90.30	3.152	29.989	429.960	3.037.885
9031101000	Machines for balancing mechanicalparts, electrically operated	23.125	232.826	1.237.591	5.310.208
9031102000	Machines for balancing mechanicalparts, not electrically operated	13.487	58.581	58.668	293.968
9031201000	Test benches, electrically operated	4.697	76.727	190.550	2.490.025
9031202000	Test benches,not electrically operated	224	12.413	296	346.265
9031410000	Oth optical instrum.&appl.for inspec.s.cond.wafers/devices/p.masks/reticles	54	13.951	1.048	846.720
9031491000	Optic' instrum&appl.for measur surfaceparticulate contamn. on s.cond. wafers	437	2.321	4.635	180.724
9031492000	Optical error verification&repair app.for PCB/PWBs and PCAs	0	7	0	647
9031493000	Optical instrum.&appl. for measuring/checking PCB/PWBs&PCAs	175	11.731	41.226	704.370
9031499000	Other optical instruments andappliances for other purposes	17.526	95.949	653.335	2.112.359
9031801100	Cable test equipment, electricallyoperated	9.425	87.484	448.962	2.193.148
9031801900	Cable test equipment, not electricallyoperated	1.875	4.890	200.661	329.329
9031809200	Other instruments, appliances&machinesof head 90.31, electrically operated	72.318	496.382	3.652.566	19.442.685
9031809900	Other instruments, appl.&machines ofhead 90.31, not electrically operated	16.642	63.807	892.920	2.728.809
9031901100	Parts&acc.incl.PCA of optical instrum.&appl.for inspecting s.cond. wafers	1.464	35.629	186.984	804.008
9031901200	Parts&acc.of optical error verific.&repair app.for PCB/PWBs&PCAs	6	302	129	10.016
9031901300	Parts&acc.of optic. miscrocopes fittedw/equip.for hand&trans.of s.cond wafer	0	15	0	11.576
9031901900	Parts&accessories for otherelectrically operated equipment	21.288	61.255	952.653	2.708.266
9031902000	Parts&accessories for non-electricallyoperated equipment	6.130	28.900	285.362	959.945
9032101000	Thermostats, electrically operated	69.794	306.288	751.229	3.235.333
9032102000	Thermostats, not electrically operated	12.721	45.547	156.448	613.462
9032201000	Manostats, electrically operated	942	5.938	117.228	274.805

https://www.bps.go.id

I.3. IMPOR MENURUT KOMODITI / *IMPORT BY HS COMMODITY*
***** MEI / *MAY 2010* *****

H S	Uraian Komoditi *Commodity Description*	Berat Bersih / *Net Weight* (Kg) Bulan ini *Current Month*	Kumulatif *Cum.Jan. to date*	Nilai / *Value C.I.F* (US$) Bulan ini *Current Month*	Kumulatif *Cum.Jan. to date*
9032202000	Manostats, not electrically operated	13.567	18.706	59.580	96.265
9032810000	Hydraulic/pneumatic regulating/ctrllinginstruments and apparatus	326.141	460.581	1.480.788	3.267.206
9032891000	Instru.&app.fitt.with anautomatic dataprocess.mach. for controll the propul.	9.580	2.255.741	72.117	7.110.497
9032892000	Automatic instrum.&app.for controllingchem./electro-chem.solutions in PCA/PWB	168	6.165	405	574.567
9032893100	Automatic regulating voltage units(stabilizers)	100.832	431.607	824.323	2.303.369
9032893900	Oth automatic regulating/controllinginstrum.&app., electrically operated	28.867	344.411	1.674.501	7.550.774
9032899000	Oth automatic regulating/controllinginstrum.&app.not electrically operated	143.275	791.746	3.346.872	15.599.755
9032901000	Parts and accessories of goods ofsubheading 9032.89.10	0	17	0	4.881
9032902000	Parts and accessories of goods ofsubheading 9032.89.20	303	486	11.208	24.270
9032903000	Parts and accessories of other goods,electrically operated	18.672	78.063	354.335	1.592.713
9032909000	Parts and accessories of other goods,not electrically operated	44.984	194.171	1.232.994	4.814.402
9033001000	Parts&acc. for machines,appl.,instrum.of chapter 90 for elect'ly operated	44.146	124.775	1.104.583	4.877.467
9033002000	Parts&acc. for mach.appl.,instrum.ofchap. 90 for not electrically operated	21.391	283.930	637.836	2.365.648
9101110000	Elec'ly wrist-watches,whether/not withastopwatch fac'ty,wi mech.display only	11	1.118	706	24.904
9101190000	Elec'ly wrist-watches,whether/not withastopwatch facility,with oth display	0	642	0	134.610
9101210000	Other wrist-watches, whether/not withastop-watch fac'ty,w automatic winding	0	12	0	555
9101290000	Oth wrist-watches,whether/not withastop-watch fac'ty,w non auto. winding	34	4.967	48	38.294
9101910000	Other wrist-watches, electricallyoperated	0	18	0	425
9101990000	Other wrist-watches, not electricallyoperated	6.742	40.021	46.201	240.566
9102110000	Elec'ly wrist-watches oth head 91.01,wh'er/not w astop.w. faclt,w/mech.dspl	3.694	9.280	293.420	857.296
9102120000	Elec'ly wrist-watches oth head 91.01,w/nw a s.watch fac'ty,w op-elec.displ	0	4.150	0	23.517
9102190000	Elec.ly wrist-watches othh91.0,whether/not w/astopwatch faclt,w/oth display	161.099	377.776	521.138	1.780.232
9102210000	Oth wrist-watches oth h91.01, whether/nt with a s.watch fac'ty,w/autom.wndg	24.219	103.593	90.415	382.488
9102290000	Oth wrist-watches oth h91.01, whether/nt w/a s.watch fac'ty,w/n.autom.wndg	49.256	214.010	528.064	1.523.024
9102911000	Stop-watches, electrically operated	2.014	3.793	83.122	89.226
9102919000	Other wrist-watches oth head 91.01,electrically operated	3.716	23.061	10.203	192.560
9102990000	Other wrist-watches oth head 91.02,electrically operated	26.134	203.200	83.289	627.224
9103100000	Clocks with watch movements, excludingclocks ofh91.04.,electrically operated	350	5.407	1.221	13.099
9103900000	Clocks with watch movements, excludingclocks ofh91.04.,not elec'ly operated	1.087	1.378	5.622	6.558
9104001000	Instrument panel clocks & clocks of asimilar type, for vehicles	2.212	18.117	232.342	1.337.885
9104003000	Instrument panel clocks & clocks of asimilar type, for vessels	0	78	0	1.358
9104009000	Instrument panel clocks & clocks of asimilar type, for spacecraft	0	190	0	1.076
9105110000	Alarm clocks, electrically operated	8.576	33.197	16.048	112.755
9105190000	Alarm clocks,not electrically operated	38.864	280.496	66.431	375.614
9105210000	Wall clocks, electrically operated	26.300	88.655	101.384	494.479
9105290000	Wall clocks, not electrically operated	26.039	99.617	145.985	450.904
9105910090	Oth. Clocks, electrically operated	3.943	6.567	35.003	43.617
9105990090	Oth. Clocks, not electrically operated	63	3.698	2.406	18.619
9106100000	Time-registers; time-recorders	11.576	66.048	83.556	376.229
9106900000	Oth time record.&intervals of time appw/clock/watch move./with synchron.mtr	14.257	92.901	177.152	1.201.033
9107000000	Time switches with clock/watchmovement/with synchronous motor.	8.030	36.861	136.271	534.148
9108190000	Other watch movements, complete &assembled, electrically operated	0	1.482	0	15.250
9108200000	Watch move., comp.&assem. with mech.-with automatic winding	280	599	1.357	18.405
9108900000	Other watch movements, complete &assembled, not electrically operated	1.899	1.957	10.124	10.189
9109110000	Clock movements of alarm clocks,compl.and assembled, electrically operated	11.826	22.621	32.865	63.971
9109190000	Clock movements of oth clocks, compl.&assembled, electrically operated	20.405	41.970	60.121	155.674
9109900000	Clock movements, complete andassembled, not electrically operated	379	915	5.907	12.937
9110110000	Complete movements, unassem./partlyassem.(movement sets) of watches	3.469	30.450	7.321	237.068
9110900000	Oth. compl/incomplete movements,unassem.or assembled (movement sets) of clo	9.581	23.357	36.989	95.558
9111200000	Watch cases of base metal, whetheror not gold/silver-plated	342	613	616	1.780
9111800000	Other watch cases	3.013	15.173	12.070	92.755
9111900000	Parts of watch cases	135	3.366	251	12.145
9112200000	Clock cases and cases of a similartype for other goods of this chapter	1.105	18.003	2.880	37.446
9112900000	Part of clock cases&cases of a similartype for other goods of this chapter	134	412	2.640	6.265
9113100000	Watchstraps,watch band&watch braceletsof precious mtl/of mtl clad w/prec.mtl	0	16	0	40.125
9113200000	Watchstraps,watch bands& bracelets,of base metal,wheth/not gold/s plated	1.955	3.724	20.432	42.335
9113900000	Other watchstraps, watch bands &watch bracelets	3.779	50.103	19.428	321.429
9114100000	Springs, including hair-springs ofclock/watch	1	184	67	2.615
9114300000	Dials of clock/watch	2.498	9.097	9.222	27.656
9114400000	Plates and bridges of clock/watch	61	2.578	116	25.397
9114900000	Other parts of clock/watch	41.141	116.898	103.929	384.361
9201100000	Upright pianos	17.022	99.342	33.435	306.953
9201200000	Grand pianos	2.951	21.436	30.180	281.917
9201900000	Oth pianos,including automatic pianos;harpsichords&oth keybrd string.instr.	36.467	188.873	53.862	314.164
9202100000	String musical instruments playedw/a bow	1.060	7.571	6.895	109.395
9202900000	Other string musical instrumentsplayed	17.408	74.845	194.285	737.795
9205100000	Brass-wind instruments	3.163	4.163	30.700	48.083
9205901000	Keyboard pipe organ; harmonium & similarkeyboard instrum with free metal reeds	28.691	82.423	81.725	137.342
9205909000	Oth. keyboard pipe organs, harmoniumswith free metal reeds	74.375	261.771	205.200	461.703
9206000000	Percussion musical instruments(forexp, drm,xylophones,cymbals,castanets)	39.409	281.426	188.273	1.202.787
9207100000	Keyboard instruments, other thanaccordions	8.112	93.598	116.717	835.659
9207900000	Oth musical instruments,the sound isproduc/must be amplified,electrically	15.590	79.055	82.923	339.916
9208100000	Musical boxes	13.788	33.269	104.505	240.202
9208901000	Decoy calls, call horns &other mouthblown sound signalling instruments	64	3.092	293	8.178
9208909000	Oth musical instruments not fallingwithin any oth heading of this chapter	14.243	29.641	13.253	72.799
9209300000	Musical instrument strings	11.330	56.523	189.264	1.046.021
9209911000	Strung backs, keyboards and metalframes for upright pianos	146.400	568.848	932.895	3.883.752
9209919000	Other parts and accessories for pianos	183.767	2.674.224	2.707.707	17.839.643

www.bps.go.id

I.3. IMPOR MENURUT KOMODITI / *IMPORT BY HS COMMODITY*
***** MEI / *MAY 2010* *****

H S	Uraian Komoditi *Commodity Description*	Berat Bersih / *Net Weight* (Kg) Bulan ini *Current Month*	 Kumulatif *Cum.Jan. to date*	Nilai / *Value C.I.F* (US$) Bulan ini *Current Month*	 Kumulatif *Cum.Jan. to date*
9209920000	Parts & accessories for the musicalinstruments of heading 92.02	40.631	340.697	610.951	3.948.257
9209940000	Parts & accessories for the musicalinstruments of heading 92.07	119.184	364.527	1.895.934	5.579.333
9209990000	Parts & accessories for other musicalinstruments	76.816	248.897	1.847.292	7.811.271
9301110000	Artillery weapons (for example, guns,howitzers & mortars), self-propelled	38	50	1.963	2.564
9301190000	Artillery weapons(for ex.guns,howitzer& mortars), not self-propelled	60	778	21.435	406.390
9301200000	Rocket launcers;flame-throwers;grenadelauncers; torpedo tub&sim. projectors	0	4.052	0	23.207
9301900000	Oth military weapons,o than revolvers,pistols & the arms of heading 93.07	15	379	66	180.334
9302000000	Revolvers and pistols, otherthan those of heading 93.03/93.04.	249	744	30.295	92.070
9303100000	Muzzle-loading firearms	192	192	9.391	9.391
9303201000	Hunting shotguns	0	1.650	0	1.480
9303209000	Oth sporting/target-shooting shotguns,including combination shotgun-rifles	0	386	0	18.991
9303309000	Oth sporting/target-shooting rifles	287	287	9.182	9.182
9304009000	Oth arms (for example,spring, air/gasguns&pistols),excl.those of head 93.07	1.412	1.412	14.835	14.835
9305100000	Parts and accessories of revolvers/pistols	0	36	0	93.826
9305211000	Shotgun barrels of hunting shotguns,not exceed. 7 kg	0	220	0	4.325
9305219000	Shotgun barrels of other shotguns	0	26	0	1.107
9305299000	Other parts and accessories of othershotguns	0	15	0	2.747
9305910000	Parts and accessories of militaryweapons of heading 93.01	0	107	0	55.675
9305999000	Parts and accessories of other arms	0	2.616	0	26.044
9306210000	Cartridges for shortgun and air gun	287	30.611	6.021	329.680
9306290000	Parts of cartridges, gun pellets	24	422	1.213	181.531
9306301000	Oth cartridges&parts thereof use forrevolvers & pistols of heading 93.02	0	41	0	5.587
9306302000	Cartridges for riveting/similar toolsor for captive-bolt humane killers and	0	1.033	0	39.526
9306309000	Other cartridges and parts thereof usefor other arms	0	12	0	402
9306900000	Other cartridges, missiles and similarmunitions of war & parts thereof	22.186	107.951	3.390.418	25.525.864
9401100000	Seats of a kind used for aircraft,convertible into beds	12.491	18.211	814.390	2.566.674
9401200000	Seats of a kind used for motorvehicles, converti-ble into beds	21.628	94.913	160.106	666.602
9401300000	Swivel seats with variable heightadjustment	371.058	1.274.828	1.028.200	3.576.378
9401400000	Seats other than garden seats/camping	7.992	455.988	22.468	1.249.261
9401510010	Seats of rattan	165	625	1.009	2.804
9401510090	Other seats of rattan	8.157	11.664	10.226	19.498
9401590000	Other seats of bamboo/rattan	12.608	13.795	6.859	13.805
9401610000	Upholstered	151.155	598.827	479.230	1.819.413
9401690000	Other upsholstered	119.505	395.637	281.407	957.449
9401710000	Other seats, with metal frames,upholstered	439.418	1.504.891	1.154.749	4.102.811
9401790000	Other seats, with metal frames, notupholstered	479.846	1.625.417	934.728	3.319.117
9401801000	Baby walkers	29.191	92.319	42.623	198.720
9401809000	Other seats	140.138	519.891	370.845	1.369.202
9401901010	Parts of aircraft seats of plastics	81	36.839	45	104.605
9401901090	Oth parts of aircraft seats of plastics	20.897	34.597	39.522	66.949
9401902000	Parts of baby walkers	0	62	0	218
9401909100	Parts of seats of goods of subheading9401.20.00/9401.30.00	368.237	1.666.388	2.806.388	12.459.107
9401909910	Oth.of goods of subheading of plastic9401.20/9401.30	4.894	138.526	16.611	252.011
9401909990	Oth.of goods of subheading9401.20/9401.30	585.963	2.536.456	2.392.964	13.101.034
9402101000	Dentists' chairs	47.095	153.605	348.792	1.179.372
9402103000	Barbers' and hairdressers' chairs andparts	23.995	78.751	67.409	222.342
9402109000	Other dentists, hairdressers & barberschairs and part thereof	759	11.568	399	34.992
9402901000	Furntr.designed for medical,surgical/veterinary surg.purp.&parts thereof	19.507	87.353	119.654	425.355
9402909000	Oth. furntr.design for medical,surgical/veterinary surg.purp.&parts thereof	56.805	252.838	553.162	2.234.489
9403100000	Mtl furniture of a kind used in office	201.840	749.078	292.418	1.424.510
9403200000	Other metal furniture	914.254	3.786.198	1.594.734	6.686.797
9403300000	Wooden furniture of a kind usedin offices	408.910	1.230.394	629.274	1.726.951
9403400000	Wooden furniture of a kind usedin the kitchen	58.435	254.044	90.484	407.864
9403500000	Wooden furniture of a kind usedin the bedroom	756.165	2.462.039	1.135.114	3.559.682
9403600000	Other wooden furniture	1.146.585	4.075.793	1.612.954	5.402.800
9403700000	Furniture of plastics	75.709	282.910	156.530	676.477
9403810010	Bedroom, dining room/living room sets ofrattan	140	140	55	55
9403810020	Bedroom, dining room/living room sets ofother materials	17.555	51.156	36.976	116.861
9403810030	Furnt. of plas. of kind used in parksgardens/vestibules	2.726	11.767	7.273	15.747
9403810040	Fume cupboards for use in medicallaboratories	0	1.536	0	20.200
9403810090	Other furniture of bamboo or rattan	35	135.347	235	280.668
9403890010	Bedroom, dining room/living roomsets of other materials	71.648	275.231	92.922	302.485
9403890020	Oth furniture of a kind used in parks,garden/vestibules	5.355	56.049	2.329	50.117
9403890030	Fume cupboards for use in medical lab.of cane,osier,bamboo/similar materials	0	5.491	0	55.145
9403890090	Other furniture	123.635	577.594	238.483	1.127.819
9403900000	Parts of other furniture	273.175	1.329.440	733.379	3.631.468
9404100000	Mattress supports	67.399	140.949	132.465	327.738
9404210000	Mattresses of cell. rubber/plastics,whether/not covered	11.248	72.376	64.115	410.734
9404291000	Mattress springs of other materials	22.050	138.912	93.550	490.761
9404299000	Other mattress of other materials	77.008	432.909	58.064	393.768
9404300000	Sleeping bags	1.091	1.107	1.491	1.634
9404901000	Quilts, bedspreads and mattressprotectors	20.844	63.391	100.006	430.796
9404909000	Other articles of bedding and similarfurnishing	37.522	164.118	185.190	716.883
9405102000	Surgical lamps of ceiling/walllighting fittings	325	2.854	2.042	75.881
9405103000	Spotlights of ceiling/wall lightingfittings	73.838	185.192	351.248	1.164.071
9405109000	Oth chandeliers&oth elec ceiling/walllight.fittng,exc.of apublic spac.light	285.756	1.117.531	2.311.873	6.608.289
9405201000	Surgical lamps of electric table,desk,bedside/floor-standing lamps	105	129	9.719	10.717
9405209010	Elect. table of spotlights	8.225	24.626	58.049	110.276

https://www.bps.go.id

I.3. IMPOR MENURUT KOMODITI / *IMPORT BY HS COMMODITY*
***** MEI / *MAY 2010* *****

H S	Uraian Komoditi *Commodity Description*	Berat Bersih / *Net Weight* (Kg) Bulan ini *Current Month*	 Kumulatif *Cum.Jan. to date*	Nilai / *Value C.I.F* (US$) Bulan ini *Current Month*	 Kumulatif *Cum.Jan. to date*
9405209090	Oth. elect. table, desk	168.823	909.871	694.687	3.084.450
9405300000	Lighting sets of a kind used forchristmas trees	3.153	18.762	10.653	36.620
9405401000	Surgical lamps, incl. operat lights;pilot lamp assem for elec.-thermic dom	4.143	4.863	6.770	89.594
9405402000	Searchlights	2.111	26.103	29.392	123.246
9405404000	Oth. electr. lamps of spotlights	39.804	240.243	211.574	2.097.290
9405405000	Street lamps/lanterns	33.690	86.752	255.469	737.985
9405406000	Other exterior lighting, other thanstreet lamps/lanterns	17.160	52.536	219.594	524.443
9405407000	Non-flashing aerodrome beacons;lampsfor railwayloc.aircraft,ships ofbs mtl	0	14.867	0	415.909
9405408000	Pilot lamp assemblies for electrodomestic appliances of heading 85.16	1.939	3.023	13.166	23.922
9405409010	Fibreoptic operation headlights	9	2.050	1.148	16.438
9405409090	Oth electric lamps,including oth eleclamps&lighting fittings of wood	163.892	513.783	1.011.834	3.024.380
9405501100	Non elect. lamps&flighting fittings -of brass, for religius rites	0	716	0	2.697
9405501900	Oth. non elect. lamps&flighting fittings	7.318	32.983	37.409	68.559
9405504010	Hurricane lamps of base metal	3.288	184.085	7.813	169.077
9405504090	Other hurricane lamps	5.847	208.346	6.994	131.815
9405509011	Oil lamps of brass, used for relig.rites	4.815	23.088	17.701	78.989
9405509019	Other oil lamp of plastic	0	172	0	1.684
9405509020	Miners lamps and quarrymens lamps	564	1.490	13.441	52.435
9405509090	Other miners lamps & quarrymenslamps	740	11.665	8.739	49.695
9405601000	Property protection warning signs,street name plates,road&traffic signs	7.301	13.320	18.913	60.542
9405609010	Property protection warning signs,of stone/ceramic	0	80	0	10.646
9405609090	Other property protection warningsigns	25.905	121.146	70.656	769.162
9405912000	Parts of glass for spotlights	15	138	56	4.657
9405914000	Glass globes and chimneys for otherlamps	123	24.432	1.832	67.844
9405919000	Parts of glass of other lamps	27.582	163.985	102.996	461.343
9405922000	Parts of plastics for spotlights	0	629	0	1.740
9405929000	Parts of plastics for other lamps	175.558	869.700	444.135	2.297.954
9405991000	Lampshades of textile materials	596	3.126	3.580	18.531
9405999010	Frames for miners/quarrymenslamps	100	8.530	3.302	30.829
9405999090	Other, for the miners lamps, surgical	155.273	435.571	342.527	1.394.838
9406001000	Greenhouses fitted with mechanical/thermal equipment	1.817	63.283	820	227.702
9406009200	Other prefabricated buildings of wood	0	2.280	0	15.900
9406009400	Other prefabricated buildingsof iron/steel	70.257	841.119	715.220	3.495.420
9406009900	Other prefabricated buildings of othermaterials	436.029	1.426.034	588.588	2.428.946
9503001000	Tricycles, scooters, pedal cars andsimilar wheeled toys; dolls carriages	160.239	784.973	346.922	1.770.232
9503002100	Dolls, whether/not dressed	56.058	247.772	155.716	758.583
9503002200	Garments and garments accessories;footwear and headgear	2.259	8.144	32.905	154.492
9503002900	Other garments and garm. accessories;footwear and headgear	32.567	72.622	438.407	1.208.443
9503003000	Electric trains, includ tracks, signalsand other accessories therefor	24.295	119.486	77.125	586.489
9503004100	Model aircraft assembly kits	2.177	3.616	7.248	17.610
9503004900	Other model aircraft assembly kits	65.253	467.094	653.673	3.435.614
9503005000	Other construction sets&constructionaltoys, of materials other than plastics	3.021	4.732	20.019	39.968
9503006000	Stuffed toys representing animals/non-human creatures, puzzles	17.111	97.484	102.049	519.899
9503007100	Toys of jigsaw/picture puzzles	9.568	37.839	28.459	113.131
9503007900	Other toys of jigsaw/picture puzzles	1.613	31.423	3.774	189.056
9503009100	Numerical, alphabetical/animalblock/cut-outs; word builder sets;	15.653	41.940	57.967	177.492
9503009200	Skipping ropes	148	354	522	1.460
9503009300	Marbles	274.825	1.099.234	66.666	271.833
9503009900	Other of goods of sub heading95.03.00.9	1.498.167	5.059.408	4.297.198	14.618.786
9504100000	Video games of a kind used with atelevision receiver	116.060	455.015	355.725	1.884.708
9504202000	Tables for billiards of all kinds	1.195	15.630	1.383	17.166
9504209000	Other articles and accessories forbilliards	11.340	152.866	26.321	253.633
9504300000	Oth games, operated by coins, banknotesbank cards, tokens/by other means	77.943	466.588	478.457	2.569.301
9504400000	Playing cards	214.623	760.493	495.935	942.145
9504901000	Bowling requisites of all kind	624	6.279	1.022	6.451
9504902000	Darts and parts and accesories of darts	523	621	1.263	1.763
9504903900	Other tables designed for use withcasino games	0	5.510	0	16.356
9504909100	Tables designed for games	0	5.163	0	12.648
9504909900	Other tables designed for games	20.180	70.309	33.182	260.834
9505100000	Articles for christmas festivities	4.147	30.457	16.891	91.464
9505900000	Festive,carnival/oth entertn.articlesincl conjuring tricks & novelty jokes	42.527	162.544	141.278	489.210
9506120000	Ski-fastenings (ski-bindings)	0	15	0	360
9506190000	Other snow-ski equipment	1.220	25.127	4.358	67.385
9506210000	Sailboards	6	877	792	2.454
9506290000	Other water-skis, surf-boards,sailboards& oth water-sport equipment	10.318	61.518	41.938	868.497
9506310000	Clubs for golf, complete	7.780	44.122	59.200	242.825
9506320000	Balls for golf	5.373	22.817	21.935	114.198
9506390000	Other golf equipment	9.457	19.296	41.166	135.120
9506401000	Tables tennis	7.960	82.041	30.677	185.490
9506409000	Oth articles & equip for table-tennis	31.948	126.170	100.608	291.636
9506510000	Art. & equip. for lawn tennis racketswhether/not strung	1.785	21.554	37.222	662.626
9506590000	Oth. art.&equip. for lawn tennis rackets	124.977	387.744	395.890	1.080.242
9506610000	Lawn-tennis balls	0	7.344	0	32.934
9506620000	Inflatable balls	25.872	215.366	159.164	1.368.757
9506690000	Other balls, other than golf balls &table-tennis balls	20.756	94.469	55.960	294.080
9506700000	Ice skates and roller skates, incl.skating boots with skates attached	4.716	32.990	13.951	108.406
9506910000	Artic.&equip. for general physicsexercise, gymnastics/athletics	746.059	2.463.620	2.585.103	8.123.362
9506992000	Bows and arrows for archery;crossbows	0	134	0	3.425

https://www.bps.go.id

I.3. IMPOR MENURUT KOMODITI / *IMPORT BY HS COMMODITY*
***** MEI / *MAY 2010* *****

H S	Uraian Komoditi *Commodity Description*	Berat Bersih / *Net Weight* (Kg) Bulan ini *Current Month*	 Kumulatif *Cum.Jan. to date*	Nilai / *Value C.I.F* (US$) Bulan ini *Current Month*	 Kumulatif *Cum.Jan. to date*
9506993000	Nets, cricket pads, shinguards andsimilar articles	24.227	66.006	48.505	281.127
9506995010	Shuttlecocks	454	21.762	922	172.649
9506995090	Other articles and equipment for sportbut badminton	5.509	32.514	18.095	157.004
9506999000	Oth articles&equipment for oth sports;swimming pools&paddling pools	17.653	72.573	53.224	271.279
9507100000	Fishing rods	26.455	240.600	160.871	1.339.034
9507200000	Fish-hooks, whether/not snelled	25.634	176.648	119.168	561.226
9507300000	Fishing reels	19.058	117.309	39.067	276.618
9507900000	Other fishing rods, hooks,/reels	6.731	72.977	122.882	13.510.059
9508100000	Travelling circuses and travellingmenageries	0	6.976	0	30.144
9508900000	Roundabouts,swings,shooting galleries&oth fairgrnd amus.; trave. theatres	40.349	393.958	246.444	2.266.109
9601100000	Worked ivory and articles of ivory	1.289	2.959	32.948	44.353
9601901000	Worked mother-of pearl/tortoise-shell & articles of the foregoing	3.724	6.570	7.309	183.972
9601909000	Other worked mother-of pearl/tortoise-shell & articles of the foregoing	0	3.040	0	2.106
9602001000	Gelatin capsules for pharmaceuticalproducts	3.462	20.570	66.511	626.073
9602002000	Cigar/cigarette cases, tobacco jars andhousehold ornamental articles	210	3.400	561	7.572
9602009000	Oth worked veget/minrl carving matrl&artic.ofthese matrls;ofwax,stearin,gum	581	10.756	2.107	140.910
9603101000	Brushes consisting of twigs/othersvegetable material bound togather	56.897	471.592	143.167	640.618
9603102000	Brooms consisting of twigs/othersvegetable material bound togather	69.994	307.496	70.571	451.795
9603210000	Tooth brushes, including dental-platebrushes	126.443	614.726	1.092.411	5.804.388
9603290000	Shaving brushes,hair brush,nail brush,eyelash o. toilet brush for use on men	59.038	167.247	194.943	632.977
9603300000	Artists' brushes,writing brush&similarbrushes for the applic.of cosmetics	16.056	97.194	161.407	923.463
9603400000	Paint,d istemper, varnish/similarbrushes ; paint pads and rollers	368.029	1.637.297	528.242	2.301.854
9603500000	Other brushes constituting parts ofmachines, appliances/vehicles	28.187	178.178	185.500	1.075.399
9603901000	Prepared knots and tufts forbroom/brush making	34	29.457	423	95.878
9603902000	Hand-operated mechanical floorsweepers, not motorised	11.707	70.973	28.239	218.125
9603904000	Other brushes	51.069	465.467	113.371	743.707
9603909200	Parts for goods of subheading 9603.90.20	32.822	48.420	28.977	68.902
9603909900	Parts for goods of oth than subheading9603.90.10	81.187	450.256	275.457	1.362.357
9604001000	Hand sieves and hand riddles of metal	1.080	2.927	8.346	25.224
9604009000	Hand sieves and hand riddles of othermaterial	2.746	9.371	49.469	72.863
9605001000	Travel sets for personal toilet	586	38.922	2.232	273.529
9605009000	Travel sets for sewing/shoe/clothes cleaning	9.778	48.302	42.024	298.549
9606100000	Press-fasteners, snap-fasteners andpress-studs and parts therefor	59.858	237.416	1.001.321	3.424.988
9606210000	Buttons of plastics, not covered withtextile	183.516	871.717	3.400.678	10.019.486
9606220000	Buttons of base metal, not coveredwith textil	126.070	538.282	2.363.178	7.484.477
9606290000	Buttons of other material	151.785	464.585	796.356	3.109.346
9606300000	Button moulds&other parts of buttons;button blanks	23.109	67.340	99.726	574.403
9607110000	Slide fasteners fitted with chainscoops of base metal	91.240	473.192	1.451.884	5.430.517
9607190000	Other slide fasteners	378.893	1.206.815	4.629.215	12.691.465
9607200000	Parts of slide fasteners	420.827	1.756.968	1.971.908	8.274.679
9608101000	Ball point pens of plastics	73.280	247.720	314.469	862.181
9608109000	Oth. ball point pens of plastics	101.990	434.872	343.128	1.658.730
9608200000	Felt tipped & other porous-tipped pens& markers	77.572	332.998	302.039	1.174.183
9608310000	Indian ink drawing pens	25	163	379	1.650
9608391000	Fountain pens	29.101	171.394	42.529	142.034
9608399000	Oth. indian ink drawing pens	21.003	116.842	52.900	248.579
9608400000	Propelling/sliding pencils	10.969	29.338	39.038	173.664
9608500000	Sets of articles from two/more of theforegoing subheadings	94.295	446.542	328.151	1.307.808
9608601000	Refills for ball point pens of plasticscomprising the ball point&ink reservoir	3.217	11.808	20.853	153.244
9608609000	Oth. refills for ball point pens of plstcomprising the ball point&ink reservoir	17.061	43.360	172.576	767.211
9608919000	Pen nibs and nib points of othermaterial	11.668	63.732	482.963	2.681.480
9608991000	Duplicating stylos	1.121	7.719	550	10.397
9608999000	Penholders,pencil-holders&similarholder parts of the foregoing articles	65.005	269.123	695.596	2.984.846
9609101000	Black pencils	161.752	798.664	403.231	1.842.818
9609109000	Crayons & other pencils with leadsencased in a rigid sheath	87.421	322.244	155.891	528.362
9609200000	Pencil leads, black/colored	86.303	285.497	474.114	2.136.230
9609901000	Slate pencils for school slates	0	102	0	595
9609903000	Pencils & crayons other than those ofsubheading 9609.10.00	17.033	40.628	33.582	88.485
9609909000	Pastels, drawing charcoals, tailors'chalks	128.617	520.993	278.594	911.714
9610001000	School slates	5.529	68.309	6.615	59.387
9610009000	Oth slates&boards,with writing/drawingsurf'es,whethr/not framed for o.school	19.753	57.238	85.559	269.159
9611000000	Date, seal/numbering stamps &the like hands operate	30.999	104.167	182.798	740.753
9612101000	Ribbons of textile fabric	9.084	87.897	105.547	773.603
9612109000	Ribbons of other materials	123.471	391.210	2.029.622	4.319.179
9612200000	Ink-pads	1.911	13.769	3.646	58.768
9613101000	Pocket lighters, gas fuelled,non-refillable of plastics	286.062	3.196.620	526.678	3.983.000
9613109000	Oth. pocket lighters, gas fuelled,non-refillable	103.734	786.285	156.317	1.051.585
9613201000	Pocket lighters, gas fuelled,refillable of plastics	103.817	576.664	140.041	730.539
9613209000	Oth. pocket lighters, gas fuelled,refillable	48.306	122.387	125.087	487.279
9613801000	Piezo-elect lighters for stoves&ranges	22.549	55.603	33.817	111.009
9613802000	Cigarette lighters/table lighter ofplastics	0	744	0	1.110
9613803000	Cigarette lighters/table lighters, oththan of plastics	4.466	24.944	78.153	430.624
9613809000	Other lighters	1.470	82.178	13.936	278.336
9613901000	Parts of refilled cartridge/other receptacles	1.701	22.376	15.401	35.611
9613909000	Other parts of lightersother than flints and wicks	52.314	218.964	612.810	2.302.980
9614009000	Oth smoking pipes, cigar.cigaetterholders and parts thereof	1.124	5.963	12.251	35.670
9615111000	Hair slides and the likeof hard rubbers/plastics	113.648	414.624	215.523	870.985
9615119000	Combs of hard rubbers/plastics	157.527	770.344	326.652	1.591.621

https://www.bps.go.id

I.3. IMPOR MENURUT KOMODITI / *IMPORT BY HS COMMODITY*
***** MEI / *MAY 2010* *****

H S	Uraian Komoditi *Commodity Description*	Berat Bersih / *Net Weight* (Kg) Bulan ini *Current Month*	 Kumulatif *Cum.Jan. to date*	Nilai / *Value C.I.F* (US$) Bulan ini *Current Month*	 Kumulatif *Cum.Jan. to date*
9615191000	Hair slides and the like of materialother than hard rubbers/plastics	9.421	108.445	38.010	617.076
9615199000	Combs of material other than hardrubbers/plastics	69.986	341.146	86.959	505.236
9615901100	Decorative hair pins of aluminium	41	188	499	2.711
9615901200	Decorative hair pins of iron/steel	410	1.228	6.243	16.347
9615901900	Oth. decorative hair pins	12.780	31.330	26.578	71.328
9615902000	Parts of decorative hair pins	0	1.298	0	2.047
9615909100	Parts decorative hair pins of aluminium	161	1.052	1.272	18.723
9615909200	Parts decorative hair pins of iron/steel	66	13.576	1.672	18.845
9615909900	Oth. parts of decorative hair pins	3.114	10.391	11.389	63.333
9616101000	Sprays of scent and similar toiletsprays	102.994	363.513	763.464	3.175.539
9616102000	Mounts and heads of the sprays	152.195	541.558	627.779	2.474.075
9616200000	Powder-puffs&pads for the applicationof cosmetics/toilet preparations	40.194	104.428	530.549	1.649.158
9617001000	Vacuum flasks and other vacuumvessels	107.700	540.966	248.084	1.145.827
9617002000	Parts of vacuum flasks & oth vacuumvessels other than glass inners	99	214	3.536	6.836
9618000000	Tailor' dummies & oth lay figrs;auto-&oth displ.used for shop window dressing	23.345	49.998	81.373	275.032
9701100000	Paintings, drawings and pastels	8.006	43.360	59.495	427.146
9701901000	Colleges & similar decorative plaquesof cut flower bud,foli/oth part of plant	99	3.997	133	3.500
9701902000	Colleges & similar decorative plaquesof natural corks	0	1.005	0	11.353
9701909000	Colleges & similar decorative plaquesother than of natural cork	6.095	14.731	37.562	147.474
9702000000	Original engravings, prints andlithographs	225	3.837	300	21.683
9703000000	Original sculptures and statuary, inany material	8.328	70.062	19.652	106.692
9704009000	Postal stationary other than postageor revenue stamps	0	409	0	53.725
9705000010	Collection and collectors pieces ofzoological interest	0	2.044	0	66.491
9705000090	Collection and collectors pieces ofoth than zoologic/archaelogic interest	0	42	0	5.211
9801101000	Sedan of head 8703 with cylinder cap <1500 cc, incompletely knocked down	16.234	206.713	449.083	5.321.032
9801102000	Oth vhcl of head 8703 with (4x2) systemincompletely knocked down, for person	2.863.265	11.989.783	31.533.278	126.919.616
9801201000	Vhcls of head 8704 with gross weight<=5 ton, incompletely knocked down	594.893	2.381.040	7.223.382	28.888.226
9801202000	Vhcls of head 8704 with 5 ton < grossweight <= 24 ton, incmpltly knocked down	3.754.807	19.921.775	39.743.237	210.336.504
9801203000	Vhcls of head 8704 with gross weight>24 ton,incmpltly knocked down,for good	1.968.226	13.156.566	20.942.690	139.989.478
9801302000	Vhcls of head 8702 with 5 tons < grosweight <= 24 ton, incmpltly knocked down	552.679	1.846.288	4.816.772	17.154.354
9802100000	Rotary internal/spark-ignition combustcomprsn-ignition pist engine, of inckd	144.082	369.557	2.140.296	6.662.358
9802200000	Gear boxes, of incomplete knocked downvehicles	25.748	264.258	257.026	3.445.508
9802300000	Drive-axles, of incomplete knocked downvehicles	774.905	3.027.447	4.590.828	17.578.770
	TOTAL IMPORT	**8.562.152.396**	**43.211.094.648**	**9.980.350.088**	**51.177.378.302**

https://www.bps.go.id

I.4. IMPOR MENURUT NEGARA ASAL / *IMPORT BY COUNTRY OF ORIGIN*
***** MEI / *MAY* 2010 *****

Country Code		Negara Asal / *Country of origin*	Berat bersih / *Net weight (Kg)* Bulan ini *Current month*	Kumulatif *Cum. Jan. to date*	Nilai / *Value C.I.F (U S $)* Bulan ini *Current month*	Kumulatif *Cum. Jan. to date*
111	JP	Japan	308.934.396	1.482.994.663	1.187.613.700	6.125.182.748
112	HK	Hong Kong	17.120.035	79.665.194	155.932.989	648.361.318
113	KP	Korea, Democratic People's Republic	17.291	221.884	47.549	217.116
114	KR	Korea, Republic Of	362.123.266	1.770.451.849	593.512.021	2.775.394.680
115	TW	Taiwan	137.345.358	750.132.718	269.680.295	1.245.517.058
116	CN	China	939.142.892	3.924.249.195	1.609.787.434	7.404.928.733
117	MN	Mongolia	0	780	0	28.459
118	MO	Macau	202.778	681.146	790.586	3.204.691
120	PG	Papua New Guinea	1.346.773	5.274.764	4.205.103	13.821.882
121	TH	Thailand	387.095.978	2.418.118.164	573.527.331	3.007.814.221
122	SG	Singapore	1.202.870.484	6.889.949.538	1.382.434.859	8.017.719.419
123	PH	Philippines	61.925.169	159.004.638	73.146.650	271.489.998
124	MY	Malaysia	763.698.129	4.924.673.537	586.786.255	3.553.966.657
125	MM	Myanmar (form. Burma)	3.750.398	22.850.235	3.484.037	18.998.584
126	KH	Cambodia	5.771	585.123	134.334	1.191.572
127	BN	Brunei Darussalam	41.583.029	540.654.858	26.918.429	321.040.179
128	LA	Lao People's Democratic Republic	0	175.158	0	216.787
129	NP	Nepal	0	279	0	2.013
130	BT	Bhutan	0	99	0	86.700
131	VN	Viet Nam	34.156.049	205.494.751	65.268.558	335.414.117
133	IN	India	359.688.428	1.219.338.943	334.741.892	1.276.318.494
134	PK	Pakistan	2.141.589	48.417.146	3.540.910	52.564.794
135	BD	Bangladesh	2.844.894	15.781.836	5.223.538	21.641.524
136	LK	Sri Lanka	13.118.849	56.094.736	5.465.523	25.705.056
137	AF	Afghanistan	0	1	0	12
138	ID	Indonesia	1.305.755	6.601.983	5.080.704	29.255.784
141	IQ	Iraq	141.630	141.630	67.982	67.982
142	IR	Iran (islamic Republic Of)	77.120.022	251.649.553	60.975.512	201.071.666
143	SA	Saudi Arabia	607.907.289	2.733.584.458	371.061.631	1.788.090.660
144	IL	Israel	29.755	201.199	1.411.113	4.418.183
145	KW	Kuwait	35.970.012	572.147.638	24.773.191	398.978.264
146	JO	Jordan	110.094.940	165.328.180	20.288.608	32.039.295
148	LB	Lebanon	0	1.025.060	0	52.356.862
149	PN	Palestina	0	156	0	5.117
151	YE	Yemen	11.912	97.183	83.239	588.735
152	OM	Oman	5.501.972	52.359.898	13.220.575	87.492.077
153	SY	Syria Arab Republic	103.264	291.207	162.774	558.858
154	TR	Turkey	34.199.876	220.505.022	21.547.801	108.921.362
155	AE	United Arab Emirates	79.349.752	270.905.158	55.614.592	189.648.269
156	QA	Qatar	15.163.683	127.886.670	21.758.884	122.230.503
157	BH	Bahrain	68.166.820	105.818.000	15.093.167	49.496.219
158	CY	Cyprus	183.640	6.089.319	70.270	2.797.146
211	EG	Egypt	43.706.719	309.080.858	6.416.623	74.679.053
213	MA	Morocco	4.030.493	7.007.639	2.721.597	6.044.500
214	TN	Tunisia	1.382.877	16.785.671	1.333.060	5.923.711
215	DZ	Algeria	127.423.384	127.423.384	81.889.300	81.889.300
216	SD	Sudan	2.172	163.306.169	6.733	101.876.376
219	NA	Namibia	49.295	1.959.758	107.710	4.674.093
221	ET	Ethiopia	216.919	1.580.376	375.936	1.875.354
222	TZ	Tanzania, United Republic Of	598.038	14.416.856	927.654	20.303.184
223	MG	Madagascar	26.448	333.095	21.852	2.079.525
224	SO	Somalia	5	5	124	124
225	KE	Kenya	2.333.913	22.747.631	1.303.590	14.108.100
227	MZ	Mozambique	518.715	4.871.587	762.161	6.962.989
228	BW	Botswana	30	60	573	1.556
230	TG	Togo	1.021.089	1.450.724	1.776.822	2.204.379
231	GH	Ghana	605.000	3.960.143	1.638.506	15.233.395
232	LR	Liberia	0	3.863.660	0	5.644.243
234	AO	Angola	0	467.734	0	1.371.934
235	CG	Congo	229.100	229.248	85.913	89.817
236	CM	Cameroon	143.163	2.703.114	102.745	6.485.845
237	NG	Nigeria	810.561	605.248.806	1.455.830	386.281.500
238	SL	Sierra Leone	10	121.528	178	40.746
239	GA	Gabon	0	189.642	0	159.259
240	CI	Cote D'ivoire	3.197.636	7.943.793	7.920.282	20.790.528
241	SN	Senegal	512.060	1.099.247	191.600	585.789
242	MR	Mauritania	45	124.996	302	53.372
243	ML	Mali	1.290.606	5.512.612	2.173.810	8.791.000
244	BJ	Benin	1.367.294	4.936.007	2.434.274	7.477.489
245	BF	Burkina Faso	2.754.674	13.617.634	4.869.096	23.170.169
247	GM	Gambia	0	100.970	0	37.864
248	VI	U.s. Virgin Islands	0	32.213	0	236.684
251	UG	Uganda	1.233.382	1.780.602	2.204.476	3.221.211
252	CF	Central African Republic	203.949	985.815	348.638	1.598.314
253	NE	Niger	4.811	26.065	117.184	370.801
254	TD	Chad	199.826	847.731	360.138	1.422.838
255	DJ	Djibouti	0	60.825	0	21.897

https://www.bps.go.id

I.4. IMPOR MENURUT NEGARA ASAL / *IMPORT BY COUNTRY OF ORIGIN*
***** MEI / *MAY* 2010 *****

Country Code		Negara Asal / *Country of origin*	Berat bersih / *Net weight (Kg)* Bulan ini *Current month*	Kumulatif *Cum. Jan. to date*	Nilai / *Value C.I.F (U S $)* Bulan ini *Current month*	Kumulatif *Cum. Jan. to date*
256	SH	Saint Helena	13	6.329	91	23.458
260	SZ	Swaziland	20.683	826.378	179.867	4.739.265
261	ZA	South Africa	57.874.067	204.358.438	48.316.828	178.834.680
262	ZW	Zimbabwe	156.100	3.245.032	989.979	10.334.344
263	ZM	Zambia	0	1.282.181	0	1.921.729
264	MW	Malawi	344.254	5.090.726	570.557	7.273.947
266	BI	Burundi	0	93.111	0	140.625
267	MU	Mauritius	20.139	128.472	87.401	367.761
298	VG	Virgin Islands (british)	145.526	322.174	401.567	1.441.626
311	AU	Australia	587.184.589	2.868.658.049	323.580.500	1.543.816.101
312	NZ	New Zealand	48.790.358	256.447.951	67.398.314	320.284.035
318	FM	Micronesia, Federated States Of	411	1.018	1.504	3.847
321	NR	Nauru	0	404	0	40.754
322	NC	New Caledonia	170	24.341	8.556	34.519
326	VU	Vanuatu	0	29.577	0	100.750
328	IO	British Indian Ocean Territory	1	7	52	384
329	ON	Oth.oceania	193.011	193.020	332.750	332.946
331	AS	American Samoa	334.577	2.465.718	298.550	3.217.202
332	CK	Cook Islands	65.000	167.814	87.218	661.789
333	FJ	Fiji	508.560	913.391	191.865	394.326
334	KI	Kiribati	0	2.606.021	0	2.042.970
335	MH	Marshall Islands	2	5.211.002	37	15.500.037
336	WS	Samoa	344	18.326	8.681	44.940
337	SB	Solomon Islands	300.061	1.035.061	979.220	3.558.720
339	TV	Tuvalu	0	7.997	0	9.596
340	CX	Christmas Islands	0	1	0	4
341	UM	United States Minor Outlying Island	0	6	0	970
342	CC	Cocos (keeling) Islands	823	2.002	5.234	6.552
343	TK	Tokelau	124	2.904	266	23.228
391	TL	East Timor	32.000	214.131	16.133	123.450
411	US	United States	462.555.734	2.702.118.542	592.412.761	3.621.528.451
412	CA	Canada	270.121.383	853.142.580	120.858.276	444.626.855
421	MX	Mexico	2.669.749	40.810.259	9.607.547	74.041.905
422	GT	Guatemala	48	2.161	1.935	61.957
423	HN	Honduras	65	271	4.164	14.754
424	NI	Nicaragua	36.759	53.003	84.618	168.422
425	PA	Panama	15.074.132	17.701.282	21.336.638	26.057.827
426	CU	Cuba	1.372	1.464	91.232	263.936
427	CB	Curacao	0	9.251	0	35.313
428	SR	Suriname	170.375	199.975	61.335	82.475
431	CL	Chile	158.877.076	528.647.002	26.424.622	103.107.894
432	VE	Venezuela	632	216.752	37.056	527.342
433	AR	Argentina	223.263.426	581.496.117	75.890.616	228.415.345
434	BR	Brazil	83.547.924	896.188.216	62.884.800	423.775.467
435	CO	Colombia	2.774.921	11.039.773	2.269.899	15.200.806
436	BO	Bolivia	22.166	598.852	18.894	374.592
437	UY	Uruguay	695.278	2.235.610	528.184	2.228.746
438	PY	Paraguay	57.858	1.533.559	52.407	1.950.750
441	EC	Ecuador	53.000	528.253	82.680	1.081.017
442	PE	Peru	823.722	5.155.583	1.439.248	8.166.295
443	GY	Guyana	0	182.745	0	140.772
444	TT	Trinidad And Tobago	33.802.230	68.417.898	8.768.792	17.880.142
445	BS	Bahamas	667	21.743	3.768	104.788
446	JM	Jamaica	0	226.018	0	89.994
447	PR	Puerto Rico	1.506	24.520	738.144	3.685.287
448	BZ	Belize	31.830	112.746	30.886	84.011
449	DO	Dominican Republic	28.158	140.350	26.510	77.214
450	SV	El Salvador	504	64.598	10.325	30.315
451	CR	Costa Rica	112.458	753.524	438.190	2.408.743
452	HT	Haiti	0	271.213	0	92.163
453	BB	Barbados	0	23.100	0	46.315
454	AG	Antigua And Barbuda	359	395	1.720	2.789
455	AI	Anguilla	0	27	0	2.807
456	AW	Aruba	0	322.952	0	59.038
457	BM	Bermuda	0	46.442.300	0	34.267.542
458	CV	Cape Verde	0	1	0	10
459	KY	Cayman Islands	0	1.607	0	4.702
460	DM	Dominica	7.633	88.641	9.922	115.139
465	GD	Grenada	0	56.265	0	53.807
467	AN	Netherlands Antilles	1.132	47.561	25.176	179.481
468	NF	Norfolk Islands	13.854	76.496	70.267	372.865
469	LC	Saint Lucia	573	2.202	14.308	53.502
472	GP	Guadeloupe	1	1	1	1
473	KN	Saint Kitts And Nevis	6	10	137	330
511	GB	United Kingdom	32.170.253	268.392.720	66.327.400	355.629.568
512	NL	Netherlands	29.212.887	212.103.073	50.666.916	292.404.089
513	FR	France	24.591.603	119.256.762	72.369.710	400.028.469

https://www.bps.go.id

I.4. IMPOR MENURUT NEGARA ASAL / *IMPORT BY COUNTRY OF ORIGIN*
***** MEI / *MAY* 2010 *****

Country Code		Negara Asal *Country of origin*	Berat bersih / *Net weight (Kg)* Bulan ini *Current month*	Kumulatif *Cum. Jan. to date*	Nilai / *Value C.I.F (U S $)* Bulan ini *Current month*	Kumulatif *Cum. Jan. to date*
514	DE	Germany	60.290.276	269.793.925	185.147.466	1.077.063.845
515	AT	Austria	3.719.750	18.539.737	19.351.017	108.357.175
516	BE	Belgium	30.087.884	166.539.593	54.212.676	235.037.429
517	CH	Switzerland	4.864.690	24.187.029	34.132.270	193.632.288
518	LU	Luxembourg	712.932	2.694.659	563.883	2.260.445
519	GI	Gibraltar	0	50.239	0	215.023
520	MC	Monaco	1.452	4.840	53.537	136.585
521	DK	Denmark	1.770.556	9.563.855	7.593.060	52.445.308
522	NO	Norway	15.647.513	85.713.482	38.082.300	196.007.732
523	SE	Sweden	15.629.696	68.685.669	73.275.188	259.011.714
524	FI	Finland	5.271.957	28.789.029	21.000.020	96.361.668
525	IE	Ireland	1.845.829	5.755.334	7.261.352	35.707.508
526	IT	Italy	27.715.571	180.921.990	72.110.908	358.781.144
527	ES	Spain	6.737.985	54.777.356	21.315.686	132.162.173
528	PT	Portugal	2.945.426	5.419.103	3.165.488	6.550.459
529	IS	Iceland	31.914	46.144	86.343	744.642
530	MS	Montserrat	3.998	4.013	12.239	13.578
531	GR	Greece	4.790.109	25.963.515	3.510.805	26.564.541
532	VA	Vatican City State (holy See)	59	86	1.844	3.090
533	AD	Andorra	0	400	0	14.233
534	LI	Liechtenstein	0	194	0	12.142
540	CD	Democratic Republic Of The Congo	0	397.635	0	1.803.326
542	HU	Hungary	1.017.537	4.260.304	6.185.822	52.387.903
543	PL	Poland	713.669	4.888.697	3.691.499	15.694.693
544	RO	Romania	983.204	1.731.293	1.071.151	4.613.524
545	BG	Bulgaria	1.649.298	26.061.425	1.015.118	8.467.610
547	YU	Serbia	9	34	217	295
548	AL	Albania	67	8.374	3.484	252.081
549	AM	Armenia	15.560	15.560	44.011	44.011
550	AZ	Azerbaijan	133.670.535	636.349.591	86.261.135	376.112.919
551	BY	Belarus	33.821.561	102.067.336	13.908.234	45.853.579
552	KZ	Kazakhstan	920.698	1.762.131	2.234.442	3.753.799
553	KG	Kyrgyzstan	16.398	890.695	18.672	2.017.141
554	MD	Moldova, Republic Of	51	1.259	1.575	70.589
555	TJ	Tajikistan	257.176	1.220.882	471.764	2.066.702
556	TM	Turkmenistan	0	250.800	0	456.387
557	UA	Ukraine	104.504.757	411.094.771	55.001.939	206.483.334
558	UZ	Uzbekistan	244.039	1.274.373	446.505	2.277.581
559	LT	Lithuania	1.893.245	35.954.463	1.258.934	14.068.572
560	LV	Latvia	384	136.353	7.948	479.645
561	EE	Estonia	2.679	1.503.135	42.971	990.005
562	GE	Georgia	1.305.063	1.352.787	788.277	922.068
563	HR	Croatia	67.949	806.864	85.372	1.310.641
564	BA	Bosnia And Herzegovina	11	763	918	13.497
565	MT	Malta	107.922	2.116.973	345.343	554.515
566	SK	Slovakia	254.755	1.365.289	480.011	2.011.286
567	SI	Slovenia	165.828	1.628.831	428.176	4.474.188
568	CZ	Czech Republic	800.280	5.339.788	7.743.900	24.606.441
570	MK	Rep. Of Macedonia	5	55.121	84	24.573
572	RU	Russia Federation	192.755.940	954.789.627	85.893.507	475.135.355
	TOTAL IMPORT		**8.562.152.396**	**43.211.094.648**	**9.980.350.088**	**51.177.378.302**

https://www.bps.go.id

I.5. IMPOR MENURUT PROPINSI DAN PELABUHAN BONGKAR
IMPORT BY PROVINCE AND PORT OF IMPORTATION
***** MEI / *MAY* 2010 *****

Kode	Pelabuhan Bongkar *Port of Importation*		Berat bersih / *Net weight (Kg)* Bulan ini *Current month*	 Kumulatif *Cum. Jan. to date*	Nilai / *Value C.I.F (U S $)* Bulan ini *Current month*	 Kumulatif *Cum. Jan. to date*
	NANGROE ACEH DARUSSALAM		**45.157.808**	**130.334.265**	**2.900.107**	**15.241.370**
104	IDLSW	Lhok Seumawe	30.355.000	60.224.096	1.088.254	2.937.569
106	IDLAS	Langsa, Sumatra	490.112	2.246.566	337.460	1.270.232
110	IDSIN	Sinabang	0	1.070.000	0	453.062
111	IDTPK	Tapaktuan	2.039	18.556	300.221	459.738
117	IDKRU	Krueng R. Malahayati	0	8.176.845	0	5.182.972
118	IDKLS	Kuala Langsa	732.657	3.285.202	825.518	2.885.196
119	IDLHK	Lhok Nga	13.578.000	55.313.000	348.654	2.052.601
	SUMATERA UTARA		**560.112.489**	**2.462.118.332**	**307.726.226**	**1.452.695.312**
144	IDBLW	Belawan	480.003.367	2.220.389.320	276.329.590	1.351.461.381
145	IDTJB	Tanjung Balai Asahan	13.085.717	30.077.087	1.583.814	9.045.088
166	IDMES	Medan / Polonia (u)	202.892	579.783	2.841.187	11.910.225
170	IDKTJ	Kuala Tanjung	66.820.513	211.072.142	26.971.635	80.278.618
	SUMATERA BARAT		**90.003.889**	**394.953.921**	**52.695.164**	**247.653.448**
191	IDTBY	Padang/tl.bayur	90.003.879	394.953.138	52.691.341	247.560.758
192	IDPDG	Padang / Tabing (u)	10	783	3.823	92.690
	RIAU		**163.031.563**	**962.014.694**	**99.979.828**	**478.594.342**
225	IDDUM	Dumai	100.024.338	546.175.737	50.975.984	240.057.463
230	IDSPA	Selat Panjang	13.536	79.653	5.450	34.168
233	IDPEK	Pekanbaru (rumbai)	1.883.877	9.681.105	5.040.265	22.522.312
235	IDSUQ	Sungai Guntung	0	6.707.027	0	3.701.124
242	IDTEM	Tembilahan	0	50.020	0	234.206
261	IDPKU	Simpang Tiga (u)	22.737	55.868	94.709	350.876
273	IDPAK	Pekan Baru	2.326.068	16.585.688	2.172.319	16.655.463
277	IDBUN	Buatan	25.004.598	174.961.303	15.135.395	76.458.108
278	IDPWG	Perawang, Sumatra	33.612.891	207.574.775	26.510.220	118.535.136
279	IDTSM	Tanjung Samak	143.518	143.518	45.486	45.486
	JAMBI		**11.639.903**	**51.657.846**	**20.088.053**	**57.252.826**
291	IDKTK	Kuala Tungkal	10.216.971	37.443.802	14.617.417	39.141.058
292	IDMSA	Muara Sabak	0	3.213.210	0	1.492.797
293	IDDJM	Jambi	1.422.932	11.000.834	5.470.636	16.618.971
	SUMATERA SELATAN		**38.805.387**	**150.256.175**	**44.413.507**	**151.352.669**
326	IDPLA	Palembang - Plaju	3.184.643	3.354.653	1.836.175	2.444.509
334	IDPLM	Sm.badaruddin (u)	24.025	100.804	848.878	2.179.476
340	IDMRI	Musi River/boom Baru	35.596.719	146.800.718	41.728.454	146.728.684
	BENGKULU		**1.032.640**	**5.854.615**	**550.810**	**5.204.656**
361	IDBKU	Bengkulu	1.032.640	5.854.615	550.810	5.204.656
	LAMPUNG		**193.336.015**	**901.169.552**	**121.381.624**	**679.806.431**
364	IDKTA	Kota Agung	58.009.819	390.008.837	44.230.566	292.225.346
394	IDTKB	Teluk Betung	0	4.451	0	997
395	IDPJG	Panjang	135.326.196	511.156.264	77.151.058	387.580.088
	BANGKA BELITUNG		**6.692.467**	**24.166.620**	**2.656.045**	**36.230.920**
321	IDMUO	Muntok	378.060	3.177.858	475.390	4.033.238
323	IDPGX	Pangkal Balam	5.814.527	19.757.882	1.865.655	30.506.613
328	IDTPD	Tanjung Pandan	499.880	499.880	315.000	315.000
339	IDBLJ	Belinju	0	731.000	0	1.376.069
	KEPULAUAN RIAU		**278.297.009**	**1.700.445.011**	**523.842.842**	**3.848.393.974**
248	IDTBK	Tg Balai Karimun	3.499.795	23.264.666	5.765.405	46.021.457
249	IDPSS	Pulau Sambu	0	168.501.458	0	81.994.970
250	IDTAN	Tanjung Uban	26.090.767	372.867.825	18.925.926	267.576.002
251	IDTPN	Tanjung Pinang	284.438	1.970.327	957.074	4.328.458
252	IDTER	Terempa	595.386	1.351.029	989.684	1.877.801
253	IDPEU	Penuba	0	1.760	0	1.231
257	IDBPD	Belakang Padang	0	9	0	22.238
258	IDBTU	Batu Ampar	92.777.462	601.798.962	258.722.300	1.875.605.565
260	IDDAS	Singkep - Dabo	0	53.700	0	191.428
262	IDTNJ	Kijang (u)	0	793	0	2.529
265	IDSKP	Sekupang	17.068.093	96.965.154	129.892.109	854.992.167
267	IDKAB	Kabil/panau	137.909.954	432.754.507	81.561.216	504.155.537
271	IDBTH	Hang Nadim (u)	71.114	577.316	27.029.128	211.104.124
272	IDMNT	Mantang, Riau	0	337.505	0	520.467

https://www.bps.go.id

I.5. IMPOR MENURUT PROPINSI DAN PELABUHAN BONGKAR
IMPORT BY PROVINCE AND PORT OF IMPORTATION
***** MEI / *MAY* 2010 *****

Kode	Pelabuhan Bongkar *Port of Importation*		Berat bersih / *Net weight (Kg)* Bulan ini *Current month*	 Kumulatif *Cum. Jan. to date*	Nilai / *Value C.I.F (U S $)* Bulan ini *Current month*	 Kumulatif *Cum. Jan. to date*
	DKI JAKARTA		**2.318.412.631**	**11.086.363.956**	**5.379.074.448**	**25.378.528.432**
431	IDTPP	Tanjung Priok	2.299.611.244	10.942.939.290	4.602.490.017	21.955.677.939
432	IDKLB	Kalibaru	9.502.984	103.357.434	9.902.134	62.805.979
433	IDJKT	Jakarta / Pasar Ikan	404	311.114	11.200	406.688
434	IDCGK	Sukarno Hatta (u)	9.211.712	39.288.149	759.745.650	3.323.013.548
435	IDPSB	Jkt./ Pos Pasar Baru	0	123	0	3.721
436	IDHLP	Hlm. Perdana Kusuma	86.287	467.846	6.925.447	36.620.557
	JAWA BARAT		**190.446.279**	**1.508.826.643**	**132.723.497**	**1.030.612.327**
463	IDCBN	Cirebon/penggung	0	41.493.506	0	39.913.653
466	IDBDO	Husein Sastranegara	31	1.389	1.449	68.507
467	IDBLG	Balongan	182.459.959	1.437.263.988	121.972.519	952.114.644
468	IDBND	Bandung(ptt/gd Bage)	982.323	4.492.414	1.316.098	6.171.610
471	IDTLN	Tanjung Leneng	5.983.951	19.643.051	8.897.923	28.724.849
480	IDCIN	Cinta, Java	1.020.015	5.932.295	535.508	3.619.064
	JAWA TENGAH		**875.865.390**	**4.873.569.052**	**732.230.694**	**4.152.095.752**
494	IDTES	Tanjung Emas	232.868.448	1.273.786.821	346.217.399	1.943.806.072
495	IDCXP	Cilacap	641.032.944	3.575.241.818	385.195.895	2.193.188.121
496	IDSRG	Achmad Yani (u)	6.637	37.390	66.559	512.838
497	IDSMR	Semarang (ptt)	1.950.175	24.489.188	726.733	14.226.123
498	IDSOC	Jebres/adi Sumarmo	7.186	13.835	24.108	362.598
	D I YOGYAKARTA		**994**	**14.050**	**30.678**	**397.199**
531	IDJOG	Adi Sucipto (u)	994	14.050	30.678	397.199
	JAWA TIMUR		**1.670.294.134**	**7.832.588.473**	**1.123.233.919**	**5.890.836.706**
561	IDTUB	Tuban	192.193.167	520.762.004	90.196.889	286.931.647
562	IDGRE	Gresik	110.763.541	402.098.627	28.132.910	146.674.985
563	IDTPE	Tanjung Perak	1.349.926.018	6.319.615.703	964.713.532	4.890.059.133
565	IDPRO	Probolinggo	0	3.724.092	0	30.306.387
566	IDPRN	Panarukan	0	503.050.949	0	347.641.953
567	IDBJU	Banyuwangi	16.818.877	77.394.269	16.186.178	64.172.909
573	IDPAC	Pacitan	0	1.166.680	0	2.802.327
575	IDSAM	Sampang	0	19.500	0	61.500
587	IDSUB	Surabaya /juanda (u)	480.269	3.298.614	23.444.244	116.586.825
588	IDSUR	Surabaya (ptt)	112.262	1.458.000	560.166	5.598.604
594	IDSUP	Sumenep, Madura	0	35	0	436
	BANTEN		**1.003.029.969**	**5.173.182.039**	**574.465.259**	**2.918.149.929**
461	IDMRK	Merak	524.390.069	2.640.175.424	435.270.590	2.047.142.056
473	IDCGD	Cigading	478.639.900	2.533.006.615	139.194.669	871.007.873
	B A L I		**23.751.955**	**390.966.395**	**30.397.651**	**404.155.624**
613	IDBOA	Benoa/loloan	22.245.376	380.634.528	18.823.865	362.117.213
618	IDCBW	Celukan Bawang	1.033.663	8.714.826	976.812	4.215.337
620	IDDPS	Ngurah Rai (u)	472.916	1.617.041	10.596.974	37.823.074
	NUSA TENGGARA BARAT		**3.529.899**	**39.137.006**	**6.779.600**	**207.486.501**
655	IDBMU	Bima	3.529.899	32.238.974	6.779.600	205.534.998
661	IDAMI	Mataram / Selaparang	0	50	0	650
663	IDBDS	Badas Sumbawa	0	6.897.982	0	1.950.853
	NUSA TENGGARA TIMUR		**3.374.083**	**28.503.008**	**9.025.641**	**12.696.628**
683	IDMOF	Maumere	999.922	999.922	564.955	564.955
686	IDATA	Atapupu	14.000	82.635	2.954	37.742
693	IDTEN	Tenau	2.360.161	27.420.451	8.457.732	12.093.931
	KALIMATAN BARAT		**10.299.138**	**64.962.297**	**8.191.401**	**54.997.729**
714	IDPON	Pontianak	9.441.201	64.104.081	7.496.481	54.032.335
722	IDPNK	Supadio (u)	0	279	0	270.474
726	IDENT	Entikong	857.937	857.937	694.920	694.920
	KALIMANTAN TENGAH		**476.136**	**14.120.989**	**2.190.325**	**33.012.855**
743	IDPKN	Pangkalan Bun	0	6.600	0	6.359
744	IDKUM	Kumai	320.196	650.340	850.670	4.374.810
746	IDSMQ	Sampit	155.940	13.464.049	1.339.655	28.631.686
	KALIMANTAN SELATAN		**76.427.133**	**674.483.360**	**52.463.438**	**554.610.640**
771	IDBAN	Banjarmasin	6.691.563	78.531.374	4.770.717	169.962.664
773	IDKTB	Kotabaru	69.735.570	594.134.746	47.692.721	381.294.560
775	IDBLC	Batu Licin	0	1.817.240	0	3.353.416

https://www.bps.go.id

I.5. IMPOR MENURUT PROPINSI DAN PELABUHAN BONGKAR
IMPORT BY PROVINCE AND PORT OF IMPORTATION
***** MEI / *MAY* 2010 *****

Kode	Pelabuhan Bongkar *Port of Importation*		Berat bersih / *Net weight (Kg)* Bulan ini *Current month*	 Kumulatif *Cum. Jan. to date*	Nilai / *Value C.I.F (U S $)* Bulan ini *Current month*	 Kumulatif *Cum. Jan. to date*
	KALIMANTAN TIMUR		**749.676.021**	**3.646.502.420**	**540.176.150**	**2.591.106.854**
803	IDBPP	Balikpapan	640.938.970	3.087.682.810	464.200.677	2.086.563.517
805	IDSRD	Samarinda	58.457.802	120.134.905	28.528.471	101.444.102
806	IDTRD	Tanjung Redep	4.641.319	42.364.319	884.999	3.508.052
807	IDTJS	Tanjung Selor	2.300.000	19.500.000	8.609	78.521
808	IDLIN	Lingkas Tarakan	4.689.000	21.965.629	4.664.155	5.667.032
809	IDNNX	Nunukan	22.250.000	94.622.270	99.428	2.507.249
810	IDTGR	Pasir/tanah Grogot	0	424.160	0	2.330.000
812	IDBYQ	Bunyu	5.000.000	27.800.000	27.565	134.587
813	IDTSG	Tanjung Sangata	11.107.083	62.893.758	24.691.819	151.986.565
814	IDBPN	Sepinggan (u)	291.847	1.505.569	17.070.427	110.324.023
817	IDBTG	Bontang	0	138.755.950	0	108.277.281
819	IDJUA	Juata Tarakan	0	3.799.050	0	1.680.623
822	IDADB	Adang Bay	0	20.054.000	0	16.582.501
826	IDSKI	Sangkulirang	0	5.000.000	0	22.801
	SULAWESI UTARA		**3.302.739**	**11.013.974**	**2.838.877**	**23.546.423**
835	IDBIT	Bitung	3.302.739	11.005.780	2.838.877	23.519.055
843	IDMDC	Sam Ratulangi (u)	0	8.194	0	27.368
	SULAWESI TENGAH		**0**	**1.269.277**	**0**	**3.388.154**
867	IDPSJ	Posso	0	1.269.277	0	3.388.154
	SULAWESI SELATAN		**199.699.460**	**760.703.114**	**108.044.344**	**414.585.542**
892	IDPAP	Pare-pare	0	16.832.145	0	10.342.077
893	IDUJU	Ujungpandang	75.988.663	490.404.984	42.744.641	259.971.205
897	IDMLI	Malili, Sulawesi	123.701.168	253.440.289	64.768.226	142.090.049
904	IDUPG	Hasanuddin (u)	200	3.458	2.269	905.784
907	IDSQR	Soroako	9.429	22.238	529.208	1.276.427
	GORONTALO		**999.922**	**6.053.970**	**612.952**	**15.755.633**
841	IDGOR	Gorontalo	999.922	6.053.970	612.952	15.755.633
	MALUKU		**19.779.471**	**83.876.614**	**19.403.312**	**86.133.639**
946	IDAMB	Ambon	19.572.291	80.616.267	18.910.857	84.637.850
948	IDBAD	Banda Naira	0	2.123.280	0	375.987
949	IDLUV	Tual	207.180	1.137.067	492.455	1.119.802
	MALUKU UTARA		**7.496**	**12.644.357**	**1.078.420**	**4.592.275**
942	IDTTE	Ternate	7.496	194.357	1.078.420	4.540.166
961	IDMAL	Mangole	0	12.450.000	0	52.109
	PAPUA BARAT		**1.044.156**	**3.745.189**	**12.974.273**	**23.874.140**
971	IDSOR	Sorong	1.044.156	3.745.189	12.974.273	23.874.140
	PAPUA		**23.626.220**	**215.597.434**	**68.181.003**	**404.389.372**
979	IDMKQ	Merauke	1.506.109	4.746.106	7.832.635	17.767.336
980	IDTIM	Amamapare	22.120.111	208.385.867	60.348.368	383.857.929
983	IDDJJ	Jayapura / Sentani	0	2.465.461	0	2.764.107
	TOTAL IMPORT		**8.562.152.396**	**43.211.094.648**	**9.980.350.088**	**51.177.378.302**

https://www.bps.go.id

I.5. IMPOR MENURUT PROPINSI DAN PELABUHAN BONGKAR
IMPORT BY PROVINCE AND PORT OF IMPORTATION
***** MEI / *MAY* 2010 *****

Kode	**Pelabuhan Bongkar** *Port of Importation*	**Berat bersih / *Net weight (Kg)***		**Nilai / *Value C.I.F (U S $)***	
		Bulan ini *Current month*	Kumulatif *Cum. Jan. to date*	Bulan ini *Current month*	Kumulatif *Cum. Jan. to date*

https://www.bps.go.id

I.6 IMPOR KOMODITI MENURUT NEGARA ASAL / *IMPORT BY COUNTRY OF ORIGIN*
DAN LIMA GOLONGAN BARANG (SITC) UTAMA / *AND FIVE MAJOR SITC COMMODITY GROUP*
**** MEI / *MAY* 2010 ****

	Negara Asal/SITC/Uraian Golongan Barang *Country of Origin/SITC/group Description*	Berat Bersih / *Net Weight (Kg)* Bulan ini *Current month*	 Kumulatif *Cum. Jan to date*	Nilai CIF / *CIF Value (US$)* Bulan ini *Current month*	 Kumulatif *Cum. Jan to date*
JAPAN					
782	Motor Vehicle For The Transportation Of Goods	9 853 589	54 462 991	99 087 833	552 947 827
784	Parts And Accessories Of The Motor Vehicles	4 730 329	26 132 757	56 892 109	327 461 976
723	Civil Engineering And Contractor Plants And Equipments/parts	12 240 138	50 342 905	72 586 681	311 475 732
713	Internal Combustion Piston Engines And Parts	3 597 784	17 782 847	55 169 438	271 481 232
781	Passengger Motor Cars	4 725 819	23 495 722	54 709 560	265 453 620
	LAINNYA	273 786 737	1 310 777 441	849 168 079	4 396 362 361
	SUB TOTAL	308 934 396	1 482 994 663	1 187 613 700	6 125 182 748
HONG KONG					
764	Telecomunication Equipments And Parts	658 162	3 016 305	29 303 424	128 121 999
652	Cotton Fabrics, Woven	1 519 623	7 338 693	11 752 788	61 515 399
655	Knitted Or Crochetted Fabrics	1 475 118	7 030 048	12 578 001	55 237 634
776	Thermionic, Cold Cathode, And Photo Cathode Valves/tubes	424 503	2 154 169	11 156 597	39 325 017
772	Electrical Apparatus For Making And Breaking Electrical Circ	217 389	1 740 898	9 098 522	34 688 621
	LAINNYA	12 825 240	58 385 081	82 043 657	329 472 648
	SUB TOTAL	17 120 035	79 665 194	155 932 989	648 361 318
KOREA, DEM. PEOPLE'S REP.					
575	Other Plastics In Primary Forms	0	57 600	0	82 944
522	Inorganic Chemical Elements, Oxides And Halogen Salts	0	132 160	0	49 022
232	Synthetic Rubber Latex, Synthetic/reclaimed Rubber	16 800	16 800	41 160	41 160
598	Miscellaneous Chemical Products	0	14 000	0	19 880
664	Glass	0	617	0	11 492
	LAINNYA	491	707	6 389	12 618
	SUB TOTAL	17 291	221 884	47 549	217 116
KOREA, REPUBLIC OF					
334	Petroleum Products, Refined	189 582 468	935 269 746	128 711 668	635 300 117
764	Telecomunication Equipments And Parts	991 002	2 514 252	39 943 441	147 348 215
655	Knitted Or Crochetted Fabrics	3 598 414	13 070 973	30 183 145	108 034 328
673	Flat Rolled Products, Not Clad	26 250 100	126 410 183	18 972 098	93 302 845
653	Fabrics, Woven, Of Man-made Fibres	2 409 958	8 040 108	22 862 403	75 254 423
	LAINNYA	139 291 324	685 146 587	352 839 266	1 716 154 752
	SUB TOTAL	362 123 266	1 770 451 849	593 512 021	2 775 394 680
TAIWAN					
334	Petroleum Products, Refined	49 267 789	184 113 152	38 788 583	138 851 922
673	Flat Rolled Products, Not Clad	15 290 812	84 419 840	11 488 651	59 219 529
655	Knitted Or Crochetted Fabrics	1 856 513	6 809 179	16 601 459	58 278 027
674	Flat Rolled Products, Clad Or Plated	9 397 098	62 124 870	8 058 594	52 786 855
653	Fabrics, Woven, Of Man-made Fibres	1 295 859	4 799 049	10 634 314	41 970 237
	LAINNYA	60 237 287	407 866 628	184 108 694	894 410 488
	SUB TOTAL	137 345 358	750 132 718	269 680 295	1 245 517 058
CHINA					
764	Telecomunication Equipments And Parts	6 364 709	26 320 657	218 289 707	1 019 639 174
752	Automatic Data Processing Machines And Their Units	1 984 514	9 712 981	84 227 103	463 885 175
334	Petroleum Products, Refined	97 845 593	359 749 042	73 430 572	262 794 273
778	Electrical Machinery And Apparatus	7 248 431	30 377 006	42 756 246	178 683 401
711	Steam And Other Vapour Generating Boilers And Parts	3 756 006	39 897 795	17 709 906	177 896 956
	LAINNYA	821 943 639	3 458 191 714	1 173 373 900	5 302 029 754

https://www.bps.go.id

I.6 IMPOR KOMODITI MENURUT NEGARA ASAL / *IMPORT BY COUNTRY OF ORIGIN*
DAN LIMA GOLONGAN BARANG (SITC) UTAMA / *AND FIVE MAJOR SITC COMMODITY GROUP*
**** MEI / *MAY* 2010 ****

	Negara Asal/SITC/Uraian Golongan Barang *Country of Origin/SITC/group Description*	Berat Bersih / *Net Weight (Kg)* Bulan ini *Current month*	 Kumulatif *Cum. Jan to date*	Nilai CIF / *CIF Value (US$)* Bulan ini *Current month*	 Kumulatif *Cum. Jan to date*
	SUB TOTAL	939 142 892	3 924 249 195	1 609 787 434	7 404 928 733
MONGOLIA					
598	Miscellaneous Chemical Products	0	780	0	28 459
	LAINNYA	0	0	0	0
	SUB TOTAL	0	780	0	28 459
MACAU					
655	Knitted Or Crochetted Fabrics	133 166	377 471	638 738	1 795 317
652	Cotton Fabrics, Woven	14 473	170 575	85 989	813 649
651	Textile Yarns	4 193	38 287	22 690	214 061
831	Travel Goods	0	8 531	0	91 947
682	Copper	0	21 200	0	67 870
	LAINNYA	50 946	65 082	43 169	221 847
	SUB TOTAL	202 778	681 146	790 586	3 204 691
PAPUA NEW GUINEA					
072	Cocoa	1 082 550	3 187 343	3 785 317	11 286 424
292	Crude Vegetable Materials	1 445	10 188	195 250	1 323 450
282	Waste And Scrap Metal Of Iron/steel	222 805	1 952 665	83 106	744 999
223	Oil Seeds Use For Extraction Of Other Fixed Vegetable Oils	551	1 052	75 058	149 992
786	Trailers And Other Vehicles, Not Motorized	0	4 500	0	126 444
	LAINNYA	39 422	119 016	66 372	190 573
	SUB TOTAL	1 346 773	5 274 764	4 205 103	13 821 882
THAILAND					
061	Sugar, Molasses, And Honey	53 413 702	620 618 403	29 860 708	433 708 278
781	Passengger Motor Cars	5 897 371	31 847 472	61 184 876	331 054 541
784	Parts And Accessories Of The Motor Vehicles	5 976 222	26 011 795	50 542 419	214 627 244
713	Internal Combustion Piston Engines And Parts	2 015 051	8 611 615	31 273 377	136 808 008
592	Starches, Inulin, And Wheat Glutenal Buminoidal Subtances; G	39 123 060	314 115 120	19 165 374	134 966 008
	LAINNYA	280 670 572	1 416 913 759	381 500 577	1 756 650 142
	SUB TOTAL	387 095 978	2 418 118 164	573 527 331	3 007 814 221
SINGAPORE					
334	Petroleum Products, Refined	925 851 033	5 207 935 273	710 870 091	3 896 701 771
793	Ships, Boats, And Floating Structures	6 995 828	134 286 665	23 521 087	270 498 362
776	Thermionic, Cold Cathode, And Photo Cathode Valves/tubes	351 828	2 271 075	37 320 969	227 797 117
772	Electrical Apparatus For Making And Breaking Electrical Circ	1 031 111	5 624 851	34 351 446	213 824 522
511	Hydrocarbon And Their Halogenated, Nitrated Derivatives	40 560 429	190 782 785	43 267 349	198 219 686
	LAINNYA	228 080 255	1 349 048 889	533 103 917	3 210 677 961
	SUB TOTAL	1 202 870 484	6 889 949 538	1 382 434 859	8 017 719 419
PHILIPPINES					
776	Thermionic, Cold Cathode, And Photo Cathode Valves/tubes	13 187	80 731	4 179 632	23 919 253
282	Waste And Scrap Metal Of Iron/steel	19 190 436	60 338 237	6 781 510	18 964 213
748	Transmission Shafts And Cranks	171 729	1 126 615	2 602 597	15 544 158
673	Flat Rolled Products, Not Clad	4 747 232	20 502 484	2 893 702	12 115 933
022	Milk,cream, And Milk Products Other Than Butter Or Cheese	243 022	2 208 354	1 145 685	11 769 891
	LAINNYA	37 559 563	74 748 217	55 543 524	189 176 550

https://www.bps.go.id

I.6 IMPOR KOMODITI MENURUT NEGARA ASAL / *IMPORT BY COUNTRY OF ORIGIN*
DAN LIMA GOLONGAN BARANG (SITC) UTAMA / *AND FIVE MAJOR SITC COMMODITY GROUP*
**** MEI / *MAY* 2010 ****

	Negara Asal/SITC/Uraian Golongan Barang *Country of Origin/SITC/group Description*	Berat Bersih / *Net Weight (Kg)* Bulan ini *Current month*	 Kumulatif *Cum. Jan to date*	Nilai CIF / *CIF Value (US$)* Bulan ini *Current month*	 Kumulatif *Cum. Jan to date*
	SUB TOTAL	61 925 169	159 004 638	73 146 650	271 489 998
MALAYSIA					
333	Petroleum Oil, Crude	323 858 668	1 689 804 407	201 486 747	969 392 589
334	Petroleum Products, Refined	31 821 499	1 175 418 354	23 605 471	797 741 488
511	Hydrocarbon And Their Halogenated, Nitrated Derivatives	20 647 048	89 426 319	25 086 536	100 307 813
575	Other Plastics In Primary Forms	10 478 605	56 598 393	15 604 118	79 926 776
571	Polymers Of Ethylene In Primary Forms	8 808 322	56 048 290	12 557 795	74 670 104
	LAINNYA	368 083 987	1 857 377 774	308 445 588	1 531 927 887
	SUB TOTAL	763 698 129	4 924 673 537	586 786 255	3 553 966 657
MYANMAR					
054	Vegetables, Fresh, Chilled, Frozen Or Simply Preserved	3 300 000	21 081 308	3 095 928	17 106 037
035	Fish, Dried Salted Or In Brine; Smoked Fish	225 031	1 273 552	158 206	891 417
036	Crustaceans, Molluscs, And Aquatic Invertebrates	6 967	31 836	85 759	401 184
248	Wood,simply Worked And Railway Sleeper Of Wood	0	66 116	0	193 197
247	Wood In The Rough Or Roughly Squared	0	86 683	0	183 602
	LAINNYA	218 400	310 740	144 144	223 147
	SUB TOTAL	3 750 398	22 850 235	3 484 037	18 998 584
CAMBODIA					
845	Articles Of Apparel	1 715	12 939	64 725	303 174
793	Ships, Boats, And Floating Structures	0	499 000	0	299 684
841	Men's Coats/jackets, Not Knitted	1 243	4 741	27 178	169 477
724	Textile/leather Machinery And Parts	0	22 200	0	77 093
652	Cotton Fabrics, Woven	963	7 130	12 684	63 338
	LAINNYA	1 850	39 113	29 747	278 806
	SUB TOTAL	5 771	585 123	134 334	1 191 572
BRUNEI DARUSSALAM					
333	Petroleum Oil, Crude	39 195 000	532 963 912	25 845 279	318 489 342
282	Waste And Scrap Metal Of Iron/steel	2 379 540	6 366 040	920 607	2 256 302
793	Ships, Boats, And Floating Structures	0	1 302 000	0	100 500
695	Tools For Used In The Hand Or In Machines	273	273	85 740	85 740
744	Mechanical Handling Equipments And Parts	4 750	4 750	36 472	36 472
	LAINNYA	3 466	17 883	30 331	71 823
	SUB TOTAL	41 583 029	540 654 858	26 918 429	321 040 179
LAO PEOPLE'S DEM. REP.					
071	Coffee And Coffee Substitutes	0	134 400	0	175 742
764	Telecomunication Equipments And Parts	0	2 108	0	27 296
057	Fruit And Nut; Fresh Or Dried	0	38 645	0	13 220
874	Measuring, Checking, Analysing, And Controlling Instrument A	0	5	0	529
	LAINNYA	0	0	0	0
	SUB TOTAL	0	175 158	0	216 787
NEPAL					
893	Article Of Plastics	0	136	0	1 100
699	Manufactures Of Base Metals	0	142	0	904
772	Electrical Apparatus For Making And Breaking Electrical Circ	0	1	0	9

https://www.bps.go.id

I.6 IMPOR KOMODITI MENURUT NEGARA ASAL / *IMPORT BY COUNTRY OF ORIGIN*
DAN LIMA GOLONGAN BARANG (SITC) UTAMA / *AND FIVE MAJOR SITC COMMODITY GROUP*
**** MEI / *MAY* 2010 ****

	Negara Asal/SITC/Uraian Golongan Barang *Country of Origin/SITC/group Description*	Berat Bersih / *Net Weight (Kg)* Bulan ini *Current month*	 Kumulatif *Cum. Jan to date*	Nilai CIF / *CIF Value (US$)* Bulan ini *Current month*	 Kumulatif *Cum. Jan to date*
	LAINNYA	0	0	0	0
	SUB TOTAL	0	279	0	2 013
BHUTAN					
778	Electrical Machinery And Apparatus	0	99	0	86 700
	LAINNYA	0	0	0	0
	SUB TOTAL	0	99	0	86 700
VIET NAM					
764	Telecomunication Equipments And Parts	88 177	418 856	5 640 066	39 678 730
674	Flat Rolled Products, Clad Or Plated	5 537 335	30 018 024	5 901 873	30 610 397
071	Coffee And Coffee Substitutes	739 460	14 352 139	1 381 365	20 654 692
744	Mechanical Handling Equipments And Parts	1 651	2 448 444	916	17 883 303
751	Office Machines	751 409	2 007 566	4 613 863	12 982 654
	LAINNYA	27 038 017	156 249 722	47 730 475	213 604 341
	SUB TOTAL	34 156 049	205 494 751	65 268 558	335 414 117
INDIA					
334	Petroleum Products, Refined	177 007 849	300 739 646	140 496 940	232 480 463
764	Telecomunication Equipments And Parts	167 850	1 154 381	22 619 403	178 140 516
511	Hydrocarbon And Their Halogenated, Nitrated Derivatives	18 295 937	77 377 097	22 834 427	87 113 609
263	Cotton	11 190 938	49 885 458	20 125 880	83 657 103
222	Oil Seeds Use For Extraction Ofsoft Fixed Vegetable Oils	12 417 899	78 448 545	12 029 802	77 027 359
	LAINNYA	140 607 955	711 733 816	116 635 440	617 899 444
	SUB TOTAL	359 688 428	1 219 338 943	334 741 892	1 276 318 494
PAKISTAN					
334	Petroleum Products, Refined	0	30 598 953	0	21 965 699
263	Cotton	0	7 033 839	0	10 292 343
611	Leathers	18 630	73 386	584 888	2 243 576
652	Cotton Fabrics, Woven	81 889	365 811	600 099	2 153 314
651	Textile Yarns	107 183	803 638	304 371	2 033 716
	LAINNYA	1 933 887	9 541 519	2 051 552	13 876 146
	SUB TOTAL	2 141 589	48 417 146	3 540 910	52 564 794
BANGLADESH					
651	Textile Yarns	612 000	4 760 012	765 850	4 866 848
658	Made-up Articles, Wholly/chiefly Of Textile Materials	1 920 179	4 482 629	2 029 374	4 641 616
334	Petroleum Products, Refined	0	5 525 896	0	4 108 503
792	Aircraft And Associated Equipments And Parts	214 000	284 900	2 000 000	4 000 150
036	Crustaceans, Molluscs, And Aquatic Invertebrates	0	93 350	0	1 072 498
	LAINNYA	98 715	635 049	428 314	2 951 909
	SUB TOTAL	2 844 894	15 781 836	5 223 538	21 641 524
SRI LANKA					
046	Meal And Flour Of Wheat And Flour Of Meslin	12 980 906	54 972 554	4 865 761	21 174 578
074	Tea And Mate	29 779	157 081	112 081	831 694
625	Rubber Tyre,tyre Cases,tyre Treads,inner Tubes, And Tyre Fla	38 569	197 410	112 434	480 230
845	Articles Of Apparel	1 349	13 554	61 309	448 585
842	Women's Coats/jacket, Not Knitted	1 021	10 243	42 444	360 518

https://www.bps.go.id

I.6 IMPOR KOMODITI MENURUT NEGARA ASAL / *IMPORT BY COUNTRY OF ORIGIN*
DAN LIMA GOLONGAN BARANG (SITC) UTAMA / *AND FIVE MAJOR SITC COMMODITY GROUP*
**** MEI / *MAY* 2010 ****

Negara Asal/SITC/Uraian Golongan Barang *Country of Origin/SITC/group Description*	Berat Bersih / *Net Weight (Kg)* Bulan ini *Current month*	Kumulatif *Cum. Jan to date*	Nilai CIF / *CIF Value (US$)* Bulan ini *Current month*	Kumulatif *Cum. Jan to date*
LAINNYA	67 225	743 894	271 494	2 409 451
SUB TOTAL	13 118 849	56 094 736	5 465 523	25 705 056
AFGHANISTAN				
773 Equipment For Distributing Electricity	0	1	0	12
LAINNYA	0	0	0	0
SUB TOTAL	0	1	0	12
INDONESIA				
793 Ships, Boats, And Floating Structures	0	370 000	0	8 550 000
851 Footwears	78 545	426 123	705 719	3 727 946
675 Flat Rolled Products And Alloy Steels	155 576	1 941 281	237 052	1 747 749
874 Measuring, Checking, Analysing, And Controlling Instrument A	4 987	6 015	44 778	1 232 295
122 Tobacco, Manufactured	0	55 241	0	905 639
LAINNYA	1 066 647	3 803 323	4 093 155	13 092 155
SUB TOTAL	1 305 755	6 601 983	5 080 704	29 255 784
IRAQ				
057 Fruit And Nut; Fresh Or Dried	141 630	141 630	67 982	67 982
LAINNYA	0	0	0	0
SUB TOTAL	141 630	141 630	67 982	67 982
IRAN (ISLAMIC REPUBLIC OF)				
342 Liquefied Propane And Butane	42 479 986	125 768 664	31 341 894	92 992 853
511 Hydrocarbon And Their Halogenated, Nitrated Derivatives	15 288 076	48 766 640	16 209 373	54 390 830
334 Petroleum Products, Refined	2 456 007	12 588 969	3 002 100	14 886 483
562 Fertilizers, Manufactured	6 002 400	20 937 800	3 380 670	11 370 575
598 Miscellaneous Chemical Products	2 984 539	7 021 442	4 407 373	10 313 989
LAINNYA	7 909 014	36 566 038	2 634 102	17 116 936
SUB TOTAL	77 120 022	251 649 553	60 975 512	201 071 666
SAUDI ARABIA				
333 Petroleum Oil, Crude	515 027 910	2 043 091 494	290 794 210	1 215 082 880
793 Ships, Boats, And Floating Structures	0	199 737 000	0	121 500 000
511 Hydrocarbon And Their Halogenated, Nitrated Derivatives	10 585 325	97 297 194	12 244 313	118 035 726
334 Petroleum Products, Refined	55 052 644	145 544 193	40 912 938	109 458 471
342 Liquefied Propane And Butane	0	122 301 740	0	91 768 620
LAINNYA	27 241 410	125 612 837	27 110 170	132 244 963
SUB TOTAL	607 907 289	2 733 584 458	371 061 631	1 788 090 660
ISRAEL				
515 Organo-inorganic And Heterocyclic Compounds	970	2 177	891 133	1 854 633
541 Medicinal And Pharmaceutical Products	2 761	23 223	195 234	912 910
726 Printing/book Binding Machinery And Parts	2 431	11 829	97 158	556 440
542 Medicaments, Including Veterinary Medicaments	8 130	26 840	46 000	185 481
764 Telecomunication Equipments And Parts	145	738	10 348	164 798
LAINNYA	15 318	136 392	171 240	743 921
SUB TOTAL	29 755	201 199	1 411 113	4 418 183

https://www.bps.go.id

I.6 IMPOR KOMODITI MENURUT NEGARA ASAL / *IMPORT BY COUNTRY OF ORIGIN*
DAN LIMA GOLONGAN BARANG (SITC) UTAMA / *AND FIVE MAJOR SITC COMMODITY GROUP*
**** MEI / *MAY* 2010 ****

	Negara Asal/SITC/Uraian Golongan Barang *Country of Origin/SITC/group Description*	Berat Bersih / *Net Weight (Kg)* Bulan ini *Current month*	 Kumulatif *Cum. Jan to date*	Nilai CIF / *CIF Value (US$)* Bulan ini *Current month*	 Kumulatif *Cum. Jan to date*
KUWAIT					
334	Petroleum Products, Refined	8 050 000	496 550 675	5 460 000	331 876 082
511	Hydrocarbon And Their Halogenated, Nitrated Derivatives	7 602 594	29 469 658	8 210 787	31 655 153
512	Alcohols,phenols,phenol-alcohols And Their Halogenated	4 000 000	19 350 000	4 063 500	19 963 069
571	Polymers Of Ethylene In Primary Forms	1 733 822	9 299 181	1 588 688	8 591 453
335	Residual Petroleum Products, And Related Materials	10 180 000	10 180 000	3 668 261	3 668 261
	LAINNYA	4 403 596	7 298 124	1 781 955	3 224 246
	SUB TOTAL	35 970 012	572 147 638	24 773 191	398 978 264
JORDAN					
272	Fertilizers, Crude	90 330 000	127 530 100	12 465 540	17 599 944
562	Fertilizers, Manufactured	19 321 700	28 102 601	7 635 459	11 151 233
522	Inorganic Chemical Elements, Oxides And Halogen Salts	84 000	8 786 268	76 440	2 715 392
288	Non-ferrous Base Metal Waste And Scraps	0	40 230	0	277 112
251	Pulp And Waste Paper	342 735	751 030	91 644	187 246
	LAINNYA	16 505	117 951	19 525	108 368
	SUB TOTAL	110 094 940	165 328 180	20 288 608	32 039 295
LEBANON					
792	Aircraft And Associated Equipments And Parts	0	48 000	0	51 255 000
288	Non-ferrous Base Metal Waste And Scraps	0	87 420	0	608 586
282	Waste And Scrap Metal Of Iron/steel	0	760 150	0	255 479
892	Printed Matter	0	82 059	0	170 636
773	Equipment For Distributing Electricity	0	2 980	0	41 673
	LAINNYA	0	44 451	0	25 488
	SUB TOTAL	0	1 025 060	0	52 356 862
PALESTINA					
773	Equipment For Distributing Electricity	0	156	0	5 117
	LAINNYA	0	0	0	0
	SUB TOTAL	0	156	0	5 117
YEMEN					
288	Non-ferrous Base Metal Waste And Scraps	0	42 390	0	258 662
611	Leathers	0	33 430	0	193 450
211	Hides And Skins, Raw	10 500	19 950	76 220	129 552
893	Article Of Plastics	1 019	1 019	5 069	5 069
684	Alumunium	376	376	1 871	1 871
	LAINNYA	17	18	79	131
	SUB TOTAL	11 912	97 183	83 239	588 735
OMAN					
684	Alumunium	5 482 997	26 449 959	13 094 388	59 576 553
511	Hydrocarbon And Their Halogenated, Nitrated Derivatives	0	25 808 054	0	27 722 937
771	Electric Power Machinery And Parts	18 950	18 950	95 500	95 500
034	Fish, Fresh, Chilled Or Frozen	0	81 000	0	57 780
514	Nitrogen-function Compounds	25	25	30 687	30 687
	LAINNYA	0	1 910	0	8 620

https://www.bps.go.id

I.6 IMPOR KOMODITI MENURUT NEGARA ASAL / *IMPORT BY COUNTRY OF ORIGIN*
DAN LIMA GOLONGAN BARANG (SITC) UTAMA / *AND FIVE MAJOR SITC COMMODITY GROUP*
**** MEI / *MAY* 2010 ****

	Negara Asal/SITC/Uraian Golongan Barang *Country of Origin/SITC/group Description*	Berat Bersih / *Net Weight (Kg)* Bulan ini *Current month*	 Kumulatif *Cum. Jan to date*	Nilai CIF / *CIF Value (US$)* Bulan ini *Current month*	 Kumulatif *Cum. Jan to date*
	SUB TOTAL	5 501 972	52 359 898	13 220 575	87 492 077
SYRIA ARAB REPUBLIC					
263	Cotton	103 264	219 764	162 774	350 585
611	Leathers	0	21 080	0	148 440
892	Printed Matter	0	42 002	0	44 198
056	Vegetables, Roots And Tubers, Prepared Or Preserved Nes	0	6 645	0	8 769
845	Articles Of Apparel	0	65	0	3 614
	LAINNYA	0	1 651	0	3 252
	SUB TOTAL	103 264	291 207	162 774	558 858
TURKEY					
046	Meal And Flour Of Wheat And Flour Of Meslin	20 338 950	153 826 450	5 885 592	44 286 019
121	Tobacco, Unmanufactured And Refused	906 366	2 463 044	6 993 400	18 727 300
672	Ingots And Other Iron/steel In Primary Forms	829 950	17 677 553	464 772	9 008 789
511	Hydrocarbon And Their Halogenated, Nitrated Derivatives	0	4 979 372	0	4 939 537
523	Metallicsalts And Peroxysalts	2 664 000	5 542 406	1 591 680	3 418 081
	LAINNYA	9 460 610	36 016 197	6 612 357	28 541 636
	SUB TOTAL	34 199 876	220 505 022	21 547 801	108 921 362
UNITED ARAB EMIRATES					
334	Petroleum Products, Refined	58 793 754	96 094 468	43 609 783	70 994 444
342	Liquefied Propane And Butane	0	79 966 300	0	60 307 659
684	Alumunium	1 741 745	6 890 788	4 003 926	16 188 244
282	Waste And Scrap Metal Of Iron/steel	8 408 940	19 952 896	3 796 227	8 185 087
598	Miscellaneous Chemical Products	29 920	4 105 453	38 896	6 277 407
	LAINNYA	10 375 393	63 895 253	4 165 760	27 695 428
	SUB TOTAL	79 349 752	270 905 158	55 614 592	189 648 269
QATAR					
511	Hydrocarbon And Their Halogenated, Nitrated Derivatives	7 800 500	37 353 514	9 247 830	46 071 701
334	Petroleum Products, Refined	0	61 990 906	0	45 958 360
598	Miscellaneous Chemical Products	4 959 502	12 258 414	7 636 162	18 703 159
684	Alumunium	1 727 788	2 453 955	4 216 827	5 846 587
274	Sulphur And Unroasted Iron Pyrites	0	12 150 000	0	2 247 750
	LAINNYA	675 893	1 679 881	658 065	3 402 946
	SUB TOTAL	15 163 683	127 886 670	21 758 884	122 230 503
BAHRAIN					
334	Petroleum Products, Refined	1 186 900	34 186 900	885 694	24 967 435
684	Alumunium	2 351 478	6 690 535	5 180 999	15 146 575
281	Iron Ore And Concentrates	64 378 600	64 378 600	8 898 958	8 898 958
675	Flat Rolled Products And Alloy Steels	19 235	141 460	41 538	234 245
661	Lime,cement And Fabricated Construction Materials	39 600	177 661	23 213	96 982
	LAINNYA	191 007	242 844	62 765	152 024
	SUB TOTAL	68 166 820	105 818 000	15 093 167	49 496 219
CYPRUS					
793	Ships, Boats, And Floating Structures	0	5 701 000	0	2 550 000
287	Ores And Concentrates Of Basemetals	48 000	152 000	32 562	103 595
744	Mechanical Handling Equipments And Parts	0	14 600	0	52 203

https://www.bps.go.id

I.6 IMPOR KOMODITI MENURUT NEGARA ASAL / *IMPORT BY COUNTRY OF ORIGIN*
DAN LIMA GOLONGAN BARANG (SITC) UTAMA / *AND FIVE MAJOR SITC COMMODITY GROUP*
**** MEI / *MAY* 2010 ****

	Negara Asal/SITC/Uraian Golongan Barang *Country of Origin/SITC/group Description*	Berat Bersih / *Net Weight (Kg)* Bulan ini *Current month*	 Kumulatif *Cum. Jan to date*	Nilai CIF / *CIF Value (US$)* Bulan ini *Current month*	 Kumulatif *Cum. Jan to date*
251	Pulp And Waste Paper	135 640	193 460	37 708	47 537
893	Article Of Plastics	0	6 006	0	15 593
	LAINNYA	0	22 253	0	28 218
	SUB TOTAL	183 640	6 089 319	70 270	2 797 146
EGYPT					
334	Petroleum Products, Refined	0	57 185 065	0	40 996 257
562	Fertilizers, Manufactured	37 056 632	172 114 742	3 379 455	15 962 628
061	Sugar, Molasses, And Honey	3 600 349	31 600 349	648 683	5 784 683
272	Fertilizers, Crude	0	41 010 000	0	4 511 651
057	Fruit And Nut; Fresh Or Dried	1 219 287	3 223 059	912 479	2 423 721
	LAINNYA	1 830 451	3 947 643	1 476 006	5 000 113
	SUB TOTAL	43 706 719	309 080 858	6 416 623	74 679 053
MOROCCO					
562	Fertilizers, Manufactured	4 000 000	6 500 000	1 940 000	2 965 000
842	Women's Coats/jacket, Not Knitted	6 692	25 966	427 799	1 552 416
841	Men's Coats/jackets, Not Knitted	1 342	7 908	83 679	422 779
845	Articles Of Apparel	1 729	6 052	95 240	345 098
081	Feeding Stuff For Animals	0	161 920	0	204 019
	LAINNYA	20 730	305 793	174 879	555 188
	SUB TOTAL	4 030 493	7 007 639	2 721 597	6 044 500
TUNISIA					
523	Metallicsalts And Peroxysalts	1 000 000	5 025 000	473 725	2 259 975
562	Fertilizers, Manufactured	0	11 060 000	0	1 493 100
772	Electrical Apparatus For Making And Breaking Electrical Circ	8 386	27 087	167 887	616 261
057	Fruit And Nut; Fresh Or Dried	157 136	157 136	580 095	580 095
251	Pulp And Waste Paper	0	291 200	0	560 876
	LAINNYA	217 355	225 248	111 353	413 404
	SUB TOTAL	1 382 877	16 785 671	1 333 060	5 923 711
ALGERIA					
333	Petroleum Oil, Crude	127 423 384	127 423 384	81 889 300	81 889 300
	LAINNYA	0	0	0	0
	SUB TOTAL	127 423 384	127 423 384	81 889 300	81 889 300
SUDAN					
333	Petroleum Oil, Crude	0	163 226 713	0	101 611 151
288	Non-ferrous Base Metal Waste And Scraps	0	18 870	0	129 516
263	Cotton	0	37 822	0	81 900
621	Materials Of Rubber	0	4 868	0	22 688
232	Synthetic Rubber Latex, Synthetic/reclaimed Rubber	0	14 230	0	10 672
	LAINNYA	2 172	3 666	6 733	20 449
	SUB TOTAL	2 172	163 306 169	6 733	101 876 376
NAMIBIA					
686	Zinc	49 295	1 944 113	107 710	4 634 428

https://www.bps.go.id

I.6 IMPOR KOMODITI MENURUT NEGARA ASAL / *IMPORT BY COUNTRY OF ORIGIN*
DAN LIMA GOLONGAN BARANG (SITC) UTAMA / *AND FIVE MAJOR SITC COMMODITY GROUP*
**** MEI / *MAY* 2010 ****

	Negara Asal/SITC/Uraian Golongan Barang *Country of Origin/SITC/group Description*	Berat Bersih / *Net Weight (Kg)* Bulan ini *Current month*	 Kumulatif *Cum. Jan to date*	Nilai CIF / *CIF Value (US$)* Bulan ini *Current month*	 Kumulatif *Cum. Jan to date*
057	Fruit And Nut; Fresh Or Dried	0	15 300	0	32 572
773	Equipment For Distributing Electricity	0	274	0	5 763
772	Electrical Apparatus For Making And Breaking Electrical Circ	0	64	0	1 189
749	Non-electric Parts And Accessories Of Machineries	0	1	0	83
	LAINNYA	0	6	0	58
	SUB TOTAL	49 295	1 959 758	107 710	4 674 093
ETHIOPIA					
263	Cotton	216 919	881 877	375 936	1 488 861
075	Spices	0	195 175	0	182 713
081	Feeding Stuff For Animals	0	500 000	0	121 000
611	Leathers	0	3 159	0	81 921
071	Coffee And Coffee Substitutes	0	165	0	859
	LAINNYA	0	0	0	0
	SUB TOTAL	216 919	1 580 376	375 936	1 875 354
TANZANIA, UNITED REP. OF					
263	Cotton	543 994	14 208 727	908 947	20 016 890
288	Non-ferrous Base Metal Waste And Scraps	0	22 125	0	152 272
292	Crude Vegetable Materials	0	60 000	0	96 000
071	Coffee And Coffee Substitutes	53 975	125 935	14 994	34 309
752	Automatic Data Processing Machines And Their Units	45	45	2 383	2 383
	LAINNYA	24	24	1 330	1 330
	SUB TOTAL	598 038	14 416 856	927 654	20 303 184
MADAGASCAR					
551	Essential Oils, Perfumes, And Flavour Materials	0	280 550	0	2 024 181
265	Vegetable Textile Fibres,raw Or Processed;waste Of These Fib	26 448	52 323	21 852	45 916
841	Men's Coats/jackets, Not Knitted	0	201	0	8 362
842	Women's Coats/jacket, Not Knitted	0	21	0	1 066
	LAINNYA	0	0	0	0
	SUB TOTAL	26 448	333 095	21 852	2 079 525
SOMALIA					
746	Ball Or Roller Bearings	5	5	124	124
	LAINNYA	0	0	0	0
	SUB TOTAL	5	5	124	124
KENYA					
334	Petroleum Products, Refined	0	9 445 153	0	6 979 968
074	Tea And Mate	92 919	834 530	292 879	2 578 780
523	Metallicsalts And Peroxysalts	1 942 545	10 825 600	280 042	1 558 752
292	Crude Vegetable Materials	196 712	516 606	446 536	1 105 408
642	Paper And Paperboard Cut To Size/shape And Article Of Papers	0	246 000	0	460 800
	LAINNYA	101 737	879 742	284 133	1 424 392
	SUB TOTAL	2 333 913	22 747 631	1 303 590	14 108 100
MOZAMBIQUE					
263	Cotton	357 870	4 157 568	628 350	6 510 713

https://www.bps.go.id

I.6 IMPOR KOMODITI MENURUT NEGARA ASAL / *IMPORT BY COUNTRY OF ORIGIN*
DAN LIMA GOLONGAN BARANG (SITC) UTAMA / *AND FIVE MAJOR SITC COMMODITY GROUP*
**** MEI / *MAY* 2010 ****

	Negara Asal/SITC/Uraian Golongan Barang *Country of Origin/SITC/group Description*	Berat Bersih / *Net Weight (Kg)* Bulan ini *Current month*	 Kumulatif *Cum. Jan to date*	Nilai CIF / *CIF Value (US$)* Bulan ini *Current month*	 Kumulatif *Cum. Jan to date*
265	Vegetable Textile Fibres,raw Or Processed;waste Of These Fib	160 845	271 981	133 811	220 497
282	Waste And Scrap Metal Of Iron/steel	0	297 810	0	89 343
685	Lead	0	49 676	0	87 678
222	Oil Seeds Use For Extraction Ofsoft Fixed Vegetable Oils	0	92 949	0	48 654
	LAINNYA	0	1 603	0	6 104
	SUB TOTAL	518 715	4 871 587	762 161	6 962 989
BOTSWANA					
658	Made-up Articles, Wholly/chiefly Of Textile Materials	30	60	573	1 556
	LAINNYA	0	0	0	0
	SUB TOTAL	30	60	573	1 556
TOGO					
263	Cotton	1 003 827	1 202 819	1 753 702	2 104 660
282	Waste And Scrap Metal Of Iron/steel	0	230 640	0	76 572
575	Other Plastics In Primary Forms	17 262	17 262	23 120	23 120
655	Knitted Or Crochetted Fabrics	0	3	0	27
	LAINNYA	0	0	0	0
	SUB TOTAL	1 021 089	1 450 724	1 776 822	2 204 379
GHANA					
072	Cocoa	605 000	3 855 000	1 638 506	14 913 269
288	Non-ferrous Base Metal Waste And Scraps	0	22 010	0	151 480
793	Ships, Boats, And Floating Structures	0	53 750	0	75 145
685	Lead	0	26 380	0	46 561
772	Electrical Apparatus For Making And Breaking Electrical Circ	0	1 315	0	20 569
	LAINNYA	0	1 688	0	26 371
	SUB TOTAL	605 000	3 960 143	1 638 506	15 233 395
LIBERIA					
793	Ships, Boats, And Floating Structures	0	3 487 000	0	5 500 000
282	Waste And Scrap Metal Of Iron/steel	0	376 240	0	141 090
655	Knitted Or Crochetted Fabrics	0	420	0	3 153
	LAINNYA	0	0	0	0
	SUB TOTAL	0	3 863 660	0	5 644 243
ANGOLA					
691	Structuctures And Parts Of Iron/steel Or Aluminium	0	240 000	0	1 040 400
786	Trailers And Other Vehicles, Not Motorized	0	27 461	0	156 974
874	Measuring, Checking, Analysing, And Controlling Instrument A	0	9 687	0	77 776
282	Waste And Scrap Metal Of Iron/steel	0	185 651	0	64 521
742	Pumps For Liquid And Parts	0	3 618	0	20 673
	LAINNYA	0	1 317	0	11 590
	SUB TOTAL	0	467 734	0	1 371 934
CONGO					
282	Waste And Scrap Metal Of Iron/steel	229 100	229 100	85 913	85 913
728	Other Machines And Equipment Specialized For Particular Indu	0	93	0	2 459
695	Tools For Used In The Hand Or In Machines	0	53	0	1 397
893	Article Of Plastics	0	2	0	48
	LAINNYA	0	0	0	0

https://www.bps.go.id

I.6 IMPOR KOMODITI MENURUT NEGARA ASAL / *IMPORT BY COUNTRY OF ORIGIN*
DAN LIMA GOLONGAN BARANG (SITC) UTAMA / *AND FIVE MAJOR SITC COMMODITY GROUP*
**** MEI / *MAY* 2010 ****

	Negara Asal/SITC/Uraian Golongan Barang *Country of Origin/SITC/group Description*	Berat Bersih / *Net Weight (Kg)* Bulan ini *Current month*	Kumulatif *Cum. Jan to date*	Nilai CIF / *CIF Value (US$)* Bulan ini *Current month*	Kumulatif *Cum. Jan to date*
	SUB TOTAL	229 100	229 248	85 913	89 817
CAMEROON					
072	Cocoa	0	1 099 813	0	4 213 340
263	Cotton	0	950 798	0	1 514 807
248	Wood,simply Worked And Railway Sleeper Of Wood	37 025	504 076	33 566	446 375
288	Non-ferrous Base Metal Waste And Scraps	0	19 290	0	132 760
247	Wood In The Rough Or Roughly Squared	105 899	105 899	67 463	67 463
	LAINNYA	239	23 238	1 716	111 100
	SUB TOTAL	143 163	2 703 114	102 745	6 485 845
NIGERIA					
333	Petroleum Oil, Crude	0	602 906 700	0	382 493 889
263	Cotton	706 511	1 875 782	1 250 508	2 907 637
685	Lead	104 050	412 491	205 322	811 661
679	Tubes, Pipes, Hollow Profile, Pipe Fitting Of Iron/steel	0	12 833	0	34 270
248	Wood,simply Worked And Railway Sleeper Of Wood	0	41 000	0	34 043
	LAINNYA	0	0	0	0
	SUB TOTAL	810 561	605 248 806	1 455 830	386 281 500
SIERRA LEONE					
282	Waste And Scrap Metal Of Iron/steel	0	121 500	0	40 338
665	Glassware	10	10	178	178
894	Baby Carriages, Toys, Games, And Sporting Goods	0	13	0	148
724	Textile/leather Machinery And Parts	0	4	0	76
743	Pumps, Compressors, Fans, Blowers, Centrifuges, And Parts	0	1	0	6
	LAINNYA	0	0	0	0
	SUB TOTAL	10	121 528	178	40 746
GABON					
081	Feeding Stuff For Animals	0	168 711	0	109 156
635	Wood Manufactures	0	18 369	0	41 587
554	Soap,cleansing And Polishing Preparations	0	2 562	0	8 516
	LAINNYA	0	0	0	0
	SUB TOTAL	0	189 642	0	159 259
COTE D'IVOIRE					
072	Cocoa	1 556 386	4 074 162	5 361 413	14 200 523
263	Cotton	1 401 810	3 527 214	2 475 065	6 017 855
288	Non-ferrous Base Metal Waste And Scraps	0	62 130	0	428 248
282	Waste And Scrap Metal Of Iron/steel	239 440	239 440	83 804	83 804
248	Wood,simply Worked And Railway Sleeper Of Wood	0	36 914	0	31 161
	LAINNYA	0	3 933	0	28 937
	SUB TOTAL	3 197 636	7 943 793	7 920 282	20 790 528
SENEGAL					
282	Waste And Scrap Metal Of Iron/steel	508 060	944 190	187 106	347 143
263	Cotton	0	99 348	0	161 529
598	Miscellaneous Chemical Products	0	50	0	45 749

https://www.bps.go.id

I.6 IMPOR KOMODITI MENURUT NEGARA ASAL / *IMPORT BY COUNTRY OF ORIGIN*
DAN LIMA GOLONGAN BARANG (SITC) UTAMA / *AND FIVE MAJOR SITC COMMODITY GROUP*
**** MEI / *MAY* 2010 ****

	Negara Asal/SITC/Uraian Golongan Barang *Country of Origin/SITC/group Description*	Berat Bersih / *Net Weight (Kg)* Bulan ini *Current month*	Kumulatif *Cum. Jan to date*	Nilai CIF / *CIF Value (US$)* Bulan ini *Current month*	Kumulatif *Cum. Jan to date*
685	Lead	0	26 710	0	15 492
661	Lime,cement And Fabricated Construction Materials	0	23 850	0	7 686
	LAINNYA	4 000	5 099	4 494	8 190
	SUB TOTAL	512 060	1 099 247	191 600	585 789
MAURITANIA					
282	Waste And Scrap Metal Of Iron/steel	0	120 390	0	43 340
573	Polimers Of Vinyl Chloride In Primary Forms	0	4 530	0	8 033
845	Articles Of Apparel	0	31	0	1 697
656	Tulle,lace,enbroidery,ribbons,trimmings And Other Small Ware	45	45	302	302
	LAINNYA	0	0	0	0
	SUB TOTAL	45	124 996	302	53 372
MALI					
263	Cotton	1 128 535	4 942 560	2 027 213	8 396 550
571	Polymers Of Ethylene In Primary Forms	162 000	360 000	131 220	291 600
282	Waste And Scrap Metal Of Iron/steel	0	209 840	0	75 542
764	Telecomunication Equipments And Parts	71	212	15 377	27 308
	LAINNYA	0	0	0	0
	SUB TOTAL	1 290 606	5 512 612	2 173 810	8 791 000
BENIN					
263	Cotton	1 367 294	4 286 007	2 434 274	7 270 273
282	Waste And Scrap Metal Of Iron/steel	0	650 000	0	207 216
	LAINNYA	0	0	0	0
	SUB TOTAL	1 367 294	4 936 007	2 434 274	7 477 489
BURKINA FASO					
263	Cotton	2 754 674	13 617 634	4 869 096	23 170 169
	LAINNYA	0	0	0	0
	SUB TOTAL	2 754 674	13 617 634	4 869 096	23 170 169
GAMBIA					
282	Waste And Scrap Metal Of Iron/steel	0	100 970	0	37 864
	LAINNYA	0	0	0	0
	SUB TOTAL	0	100 970	0	37 864
U.S. VIRGIN ISLANDS					
775	Household Type, Electrical/non-electrical Equipments	0	27 978	0	190 742
657	Special Yarns,textile Fabrics	0	4 235	0	45 942
	LAINNYA	0	0	0	0
	SUB TOTAL	0	32 213	0	236 684
UGANDA					
263	Cotton	1 233 382	1 616 373	2 204 476	2 872 974
685	Lead	0	151 880	0	241 555
121	Tobacco, Unmanufactured And Refused	0	12 349	0	106 682
	LAINNYA	0	0	0	0

https://www.bps.go.id

I.6 IMPOR KOMODITI MENURUT NEGARA ASAL / *IMPORT BY COUNTRY OF ORIGIN*
DAN LIMA GOLONGAN BARANG (SITC) UTAMA / *AND FIVE MAJOR SITC COMMODITY GROUP*
**** MEI / *MAY* 2010 ****

	Negara Asal/SITC/Uraian Golongan Barang *Country of Origin/SITC/group Description*	Berat Bersih / *Net Weight (Kg)* Bulan ini *Current month*	 Kumulatif *Cum. Jan to date*	Nilai CIF / *CIF Value (US$)* Bulan ini *Current month*	 Kumulatif *Cum. Jan to date*
	SUB TOTAL	1 233 382	1 780 602	2 204 476	3 221 211
CENTRAL AFRICAN REPUBLIC					
263	Cotton	203 949	985 815	348 638	1 598 314
	LAINNYA	0	0	0	0
	SUB TOTAL	203 949	985 815	348 638	1 598 314
NIGER					
778	Electrical Machinery And Apparatus	4 613	15 951	114 142	288 989
575	Other Plastics In Primary Forms	0	2 414	0	35 401
718	Other Power Generating Machines And Parts	0	777	0	27 491
574	Poliacetals And Polycarbons In Primary Forms	0	1 819	0	12 935
689	Miscellaneous Non-ferrous Basemetals Employed In Metallurgy	166	166	2 287	2 287
	LAINNYA	32	4 938	755	3 698
	SUB TOTAL	4 811	26 065	117 184	370 801
CHAD					
263	Cotton	199 826	847 731	360 138	1 422 838
	LAINNYA	0	0	0	0
	SUB TOTAL	199 826	847 731	360 138	1 422 838
DJIBOUTI					
075	Spices	0	60 825	0	21 897
	LAINNYA	0	0	0	0
	SUB TOTAL	0	60 825	0	21 897
SAINT HELENA					
641	Papers And Paperboards	0	5 110	0	17 940
778	Electrical Machinery And Apparatus	0	143	0	3 677
533	Pigments, Paints, Varnishes, And Related Materials	0	1 000	0	752
678	Wire Of Iron/steel	0	56	0	500
776	Thermionic, Cold Cathode, And Photo Cathode Valves/tubes	0	3	0	281
	LAINNYA	13	17	91	308
	SUB TOTAL	13	6 329	91	23 458
SWAZILAND					
743	Pumps, Compressors, Fans, Blowers, Centrifuges, And Parts	1	53 026	52	3 418 081
251	Pulp And Waste Paper	0	608 250	0	364 950
263	Cotton	0	112 406	0	192 293
723	Civil Engineering And Contractor Plants And Equipments/parts	0	2 980	0	149 000
885	Watches And Clocks	0	386	0	138 438
	LAINNYA	20 682	49 330	179 815	476 503
	SUB TOTAL	20 683	826 378	179 867	4 739 265
SOUTH AFRICA					
251	Pulp And Waste Paper	32 660 179	107 826 693	28 194 326	90 679 330
684	Alumunium	1 321 532	7 948 345	3 159 786	18 069 829
061	Sugar, Molasses, And Honey	0	22 000 000	0	11 541 640
282	Waste And Scrap Metal Of Iron/steel	8 155 010	23 129 343	3 469 913	8 721 020
057	Fruit And Nut; Fresh Or Dried	451 132	3 469 638	515 099	5 261 168
	LAINNYA	15 286 214	39 984 419	12 977 704	44 561 693

https://www.bps.go.id

I.6 IMPOR KOMODITI MENURUT NEGARA ASAL / *IMPORT BY COUNTRY OF ORIGIN*
DAN LIMA GOLONGAN BARANG (SITC) UTAMA / *AND FIVE MAJOR SITC COMMODITY GROUP*
**** MEI / *MAY* 2010 ****

	Negara Asal/SITC/Uraian Golongan Barang *Country of Origin/SITC/group Description*	Berat Bersih / *Net Weight (Kg)* Bulan ini *Current month*	 Kumulatif *Cum. Jan to date*	Nilai CIF / *CIF Value (US$)* Bulan ini *Current month*	 Kumulatif *Cum. Jan to date*
	SUB TOTAL	57 874 067	204 358 438	48 316 828	178 834 680
ZIMBABWE					
121	Tobacco, Unmanufactured And Refused	118 800	752 400	957 528	6 378 768
263	Cotton	0	2 455 282	0	3 922 661
074	Tea And Mate	37 300	37 300	32 451	32 451
821	Furnitures And Parts	0	50	0	464
	LAINNYA	0	0	0	0
	SUB TOTAL	156 100	3 245 032	989 979	10 334 344
ZAMBIA					
263	Cotton	0	1 282 181	0	1 921 729
	LAINNYA	0	0	0	0
	SUB TOTAL	0	1 282 181	0	1 921 729
MALAWI					
263	Cotton	344 254	5 089 646	570 557	7 268 053
074	Tea And Mate	0	1 080	0	5 894
	LAINNYA	0	0	0	0
	SUB TOTAL	344 254	5 090 726	570 557	7 273 947
BURUNDI					
263	Cotton	0	93 111	0	140 625
	LAINNYA	0	0	0	0
	SUB TOTAL	0	93 111	0	140 625
MAURITIUS					
845	Articles Of Apparel	1 582	6 426	49 844	190 679
034	Fish, Fresh, Chilled Or Frozen	0	67 032	0	46 922
841	Men's Coats/jackets, Not Knitted	455	1 057	25 711	43 230
773	Equipment For Distributing Electricity	0	723	0	19 548
844	Women's Coats/jackets, Knitted	70	650	2 043	19 356
	LAINNYA	18 032	52 584	9 803	48 026
	SUB TOTAL	20 139	128 472	87 401	367 761
VIRGIN ISLANDS (BRITISH)					
657	Special Yarns,textile Fabrics	18 207	112 268	141 010	867 830
851	Footwears	10 441	32 020	58 022	205 261
524	Other Inorganic Chemicals;chemical Compound Of Precious Meta	100 000	100 000	75 500	75 500
793	Ships, Boats, And Floating Structures	0	41 000	0	75 000
575	Other Plastics In Primary Forms	0	15 120	0	47 166
	LAINNYA	16 878	21 766	127 035	170 869
	SUB TOTAL	145 526	322 174	401 567	1 441 626
AUSTRALIA					
041	Wheat And Meslin, Unmilled	222 734 715	1 196 603 105	59 531 263	313 103 718
001	Live Animals Other Than Fish	21 321 059	111 007 038	44 576 291	228 485 049
684	Alumunium	6 249 687	32 066 587	16 193 944	76 085 370
282	Waste And Scrap Metal Of Iron/steel	35 375 507	143 093 907	17 189 302	54 267 895

https://www.bps.go.id

I.6 IMPOR KOMODITI MENURUT NEGARA ASAL / *IMPORT BY COUNTRY OF ORIGIN*
DAN LIMA GOLONGAN BARANG (SITC) UTAMA / *AND FIVE MAJOR SITC COMMODITY GROUP*
**** MEI / *MAY* 2010 ****

	Negara Asal/SITC/Uraian Golongan Barang *Country of Origin/SITC/group Description*	Berat Bersih / *Net Weight (Kg)* Bulan ini *Current month*	 Kumulatif *Cum. Jan to date*	Nilai CIF / *CIF Value (US$)* Bulan ini *Current month*	 Kumulatif *Cum. Jan to date*
285	Aluminium Ores And Concentrates	44 904 150	156 814 150	15 729 393	52 750 783
	LAINNYA	256 599 471	1 229 073 262	170 360 307	819 123 286
	SUB TOTAL	587 184 589	2 868 658 049	323 580 500	1 543 816 101
NEW ZEALAND					
022	Milk,cream, And Milk Products Other Than Butter Or Cheese	3 497 916	25 675 856	18 970 196	94 891 821
011	Meat Of Bovine Animals Fresh, Chilled Or Frozen	3 965 386	16 789 693	13 257 827	54 517 110
251	Pulp And Waste Paper	11 743 967	77 010 913	6 570 785	40 564 467
023	Butter And Other Fats From Milk	892 066	4 811 816	4 101 618	21 807 991
081	Feeding Stuff For Animals	7 068 329	34 040 209	3 689 272	17 718 219
	LAINNYA	21 622 694	98 119 464	20 808 616	90 784 427
	SUB TOTAL	48 790 358	256 447 951	67 398 314	320 284 035
MICRONESIA, FED. STATES OF					
292	Crude Vegetable Materials	411	1 018	1 504	3 847
	LAINNYA	0	0	0	0
	SUB TOTAL	411	1 018	1 504	3 847
NAURU					
679	Tubes, Pipes, Hollow Profile, Pipe Fitting Of Iron/steel	0	224	0	22 854
778	Electrical Machinery And Apparatus	0	76	0	7 792
776	Thermionic, Cold Cathode, And Photo Cathode Valves/tubes	0	76	0	7 698
745	Other Non-electical Machinery, Tools, And Mechanical Apparat	0	26	0	2 220
772	Electrical Apparatus For Making And Breaking Electrical Circ	0	2	0	190
	LAINNYA	0	0	0	0
	SUB TOTAL	0	404	0	40 754
NEW CALEDONIA					
023	Butter And Other Fats From Milk	0	8 733	0	14 651
211	Hides And Skins, Raw	0	15 369	0	8 914
752	Automatic Data Processing Machines And Their Units	23	23	4 691	4 691
874	Measuring, Checking, Analysing, And Controlling Instrument A	147	147	3 865	3 865
773	Equipment For Distributing Electricity	0	69	0	2 398
	LAINNYA	0	0	0	0
	SUB TOTAL	170	24 341	8 556	34 519
VANUATU					
072	Cocoa	0	29 577	0	100 750
	LAINNYA	0	0	0	0
	SUB TOTAL	0	29 577	0	100 750
BRITISH INDIAN OCEAN TERRITORY					
772	Electrical Apparatus For Making And Breaking Electrical Circ	0	6	0	332
776	Thermionic, Cold Cathode, And Photo Cathode Valves/tubes	1	1	52	52
	LAINNYA	0	0	0	0
	SUB TOTAL	1	7	52	384
OTH.OCEANIA					
263	Cotton	193 011	193 011	332 750	332 750
656	Tulle,lace,enbroidery,ribbons,trimmings And Other Small Ware	0	9	0	196

https://www.bps.go.id

I.6 IMPOR KOMODITI MENURUT NEGARA ASAL / *IMPORT BY COUNTRY OF ORIGIN*
DAN LIMA GOLONGAN BARANG (SITC) UTAMA / *AND FIVE MAJOR SITC COMMODITY GROUP*
**** MEI / *MAY* 2010 ****

	Negara Asal/SITC/Uraian Golongan Barang *Country of Origin/SITC/group Description*	Berat Bersih / *Net Weight (Kg)* Bulan ini *Current month*	 Kumulatif *Cum. Jan to date*	Nilai CIF / *CIF Value (US$)* Bulan ini *Current month*	 Kumulatif *Cum. Jan to date*
	LAINNYA	0	0	0	0
	SUB TOTAL	193 011	193 020	332 750	332 946
AMERICAN SAMOA					
728	Other Machines And Equipment Specialized For Particular Indu	726	13 492	28 054	1 149 254
263	Cotton	40 399	424 236	70 807	736 729
533	Pigments, Paints, Varnishes, And Related Materials	20 480	220 480	48 000	523 000
743	Pumps, Compressors, Fans, Blowers, Centrifuges, And Parts	175 398	569 405	99 922	308 286
793	Ships, Boats, And Floating Structures	0	1 013 000	0	251 250
	LAINNYA	97 574	225 105	51 767	248 683
	SUB TOTAL	334 577	2 465 718	298 550	3 217 202
COOK ISLANDS					
747	Taps, Cocks, And Valves For Pipes	0	7 102	0	163 570
621	Materials Of Rubber	0	26 742	0	150 771
657	Special Yarns,textile Fabrics	0	20 520	0	92 156
793	Ships, Boats, And Floating Structures	65 000	65 000	87 218	87 218
725	Papermill/pulpmill Machinery And Paper Cutting Machines	0	2 165	0	48 331
	LAINNYA	0	46 285	0	119 743
	SUB TOTAL	65 000	167 814	87 218	661 789
FIJI					
282	Waste And Scrap Metal Of Iron/steel	490 015	873 165	180 278	302 979
685	Lead	0	21 000	0	43 050
652	Cotton Fabrics, Woven	45	726	625	37 335
111	Non-alcoholic Beverages, Nes	18 500	18 500	10 962	10 962
	LAINNYA	0	0	0	0
	SUB TOTAL	508 560	913 391	191 865	394 326
KIRIBATI					
034	Fish, Fresh, Chilled Or Frozen	0	1 200 000	0	1 066 200
793	Ships, Boats, And Floating Structures	0	1 406 000	0	963 270
776	Thermionic, Cold Cathode, And Photo Cathode Valves/tubes	0	21	0	13 500
	LAINNYA	0	0	0	0
	SUB TOTAL	0	2 606 021	0	2 042 970
MARSHALL ISLANDS					
793	Ships, Boats, And Floating Structures	0	5 211 000	0	15 500 000
778	Electrical Machinery And Apparatus	2	2	37	37
	LAINNYA	0	0	0	0
	SUB TOTAL	2	5 211 002	37	15 500 037
SAMOA					
598	Miscellaneous Chemical Products	0	16 500	0	16 500
655	Knitted Or Crochetted Fabrics	0	1 228	0	12 396
772	Electrical Apparatus For Making And Breaking Electrical Circ	301	349	8 091	9 779
892	Printed Matter	1	162	30	5 027
629	Articles Of Rubbers	16	26	335	631
	LAINNYA	26	61	225	607
	SUB TOTAL	344	18 326	8 681	44 940

https://www.bps.go.id

I.6 IMPOR KOMODITI MENURUT NEGARA ASAL / *IMPORT BY COUNTRY OF ORIGIN*
DAN LIMA GOLONGAN BARANG (SITC) UTAMA / *AND FIVE MAJOR SITC COMMODITY GROUP*
**** MEI / *MAY* 2010 ****

	Negara Asal/SITC/Uraian Golongan Barang *Country of Origin/SITC/group Description*	Berat Bersih / *Net Weight (Kg)* Bulan ini *Current month*	 Kumulatif *Cum. Jan to date*	Nilai CIF / *CIF Value (US$)* Bulan ini *Current month*	 Kumulatif *Cum. Jan to date*
SOLOMON ISLANDS					
072	Cocoa	299 997	1 034 997	978 273	3 557 773
523	Metallicsalts And Peroxysalts	64	64	947	947
	LAINNYA	0	0	0	0
	SUB TOTAL	300 061	1 035 061	979 220	3 558 720
TUVALU					
676	Iron/steel Bars, Rods, Angels, Shaped And Sections	0	7 997	0	9 596
	LAINNYA	0	0	0	0
	SUB TOTAL	0	7 997	0	9 596
CHRISTMAS ISLANDS					
694	Nails, Screws, Nuts, Bolts, Rivets Of Iron/steel Or Copper	0	1	0	4
	LAINNYA	0	0	0	0
	SUB TOTAL	0	1	0	4
U.S MINOR OUTLYING ISLAND					
661	Lime,cement And Fabricated Construction Materials	0	6	0	970
	LAINNYA	0	0	0	0
	SUB TOTAL	0	6	0	970
COCOS (KEELING) ISLANDS					
695	Tools For Used In The Hand Or In Machines	823	823	5 234	5 234
694	Nails, Screws, Nuts, Bolts, Rivets Of Iron/steel Or Copper	0	1 091	0	567
785	Motorcycles, Scooters, And Other Cycles Motorized/non Motori	0	41	0	439
821	Furnitures And Parts	0	47	0	312
	LAINNYA	0	0	0	0
	SUB TOTAL	823	2 002	5 234	6 552
TOKELAU					
652	Cotton Fabrics, Woven	0	580	0	12 512
598	Miscellaneous Chemical Products	0	2 200	0	10 450
813	Lighting Fixtures And Fittings	124	124	266	266
	LAINNYA	0	0	0	0
	SUB TOTAL	124	2 904	266	23 228
EAST TIMOR					
071	Coffee And Coffee Substitutes	0	19 950	0	41 895
282	Waste And Scrap Metal Of Iron/steel	0	93 217	0	29 829
001	Live Animals Other Than Fish	0	39 642	0	29 672
247	Wood In The Rough Or Roughly Squared	18 000	18 000	13 179	13 179
223	Oil Seeds Use For Extraction Of Other Fixed Vegetable Oils	14 000	42 993	2 954	8 070
	LAINNYA	0	329	0	805
	SUB TOTAL	32 000	214 131	16 133	123 450
UNITED STATES					
792	Aircraft And Associated Equipments And Parts	149 002	3 716 630	92 191 950	952 365 049
222	Oil Seeds Use For Extraction Ofsoft Fixed Vegetable Oils	73 172 580	783 784 336	33 412 997	362 799 718
081	Feeding Stuff For Animals	81 290 456	670 132 574	40 481 656	322 450 036
263	Cotton	16 243 382	55 758 332	28 318 350	96 925 592
723	Civil Engineering And Contractor Plants And Equipments/parts	908 550	7 478 227	14 831 768	86 645 735

https://www.bps.go.id

I.6 IMPOR KOMODITI MENURUT NEGARA ASAL / *IMPORT BY COUNTRY OF ORIGIN*
DAN LIMA GOLONGAN BARANG (SITC) UTAMA / *AND FIVE MAJOR SITC COMMODITY GROUP*
**** MEI / *MAY* 2010 ****

	Negara Asal/SITC/Uraian Golongan Barang *Country of Origin/SITC/group Description*	Berat Bersih / *Net Weight (Kg)* Bulan ini *Current month*	 Kumulatif *Cum. Jan to date*	Nilai CIF / *CIF Value (US$)* Bulan ini *Current month*	 Kumulatif *Cum. Jan to date*
	LAINNYA	290 791 764	1 181 248 443	383 176 040	1 800 342 321
	SUB TOTAL	462 555 734	2 702 118 542	592 412 761	3 621 528 451
CANADA					
041	Wheat And Meslin, Unmilled	130 532 956	369 667 759	40 875 389	116 748 880
562	Fertilizers, Manufactured	77 607 000	280 269 000	32 301 905	115 824 930
251	Pulp And Waste Paper	27 072 265	113 155 174	19 982 182	81 511 080
081	Feeding Stuff For Animals	6 510 343	34 543 072	3 397 031	16 463 053
714	Engines And Motors, Non-electric And Parts	2	142 502	6 347	15 976 538
	LAINNYA	28 398 817	55 365 073	24 295 422	98 102 374
	SUB TOTAL	270 121 383	853 142 580	120 858 276	444 626 855
MEXICO					
764	Telecomunication Equipments And Parts	2 897	49 274	1 107 771	17 244 768
562	Fertilizers, Manufactured	1 504 000	27 501 404	744 480	10 285 527
511	Hydrocarbon And Their Halogenated, Nitrated Derivatives	0	4 988 685	0	7 341 698
752	Automatic Data Processing Machines And Their Units	6 009	39 934	1 211 202	5 036 468
081	Feeding Stuff For Animals	277 175	2 677 227	424 466	3 633 560
	LAINNYA	879 668	5 553 735	6 119 628	30 499 884
	SUB TOTAL	2 669 749	40 810 259	9 607 547	74 041 905
GUATEMALA					
845	Articles Of Apparel	48	808	1 935	33 903
551	Essential Oils, Perfumes, And Flavour Materials	0	280	0	22 072
112	Alcoholic Beverages	0	570	0	2 730
071	Coffee And Coffee Substitutes	0	480	0	2 506
843	Men's Coats/jackets, Knitted	0	23	0	746
	LAINNYA	0	0	0	0
	SUB TOTAL	48	2 161	1 935	61 957
HONDURAS					
845	Articles Of Apparel	60	172	4 025	11 514
841	Men's Coats/jackets, Not Knitted	0	38	0	1 285
843	Men's Coats/jackets, Knitted	0	26	0	1 203
899	Other Miscellaneous Manufactured Articles	0	15	0	343
893	Article Of Plastics	0	15	0	270
	LAINNYA	5	5	139	139
	SUB TOTAL	65	271	4 164	14 754
NICARAGUA					
726	Printing/book Binding Machinery And Parts	18 813	24 235	43 250	64 750
724	Textile/leather Machinery And Parts	15 837	17 098	36 420	41 420
716	Rotating Electric Plants And Parts	0	5 043	0	20 000
845	Articles Of Apparel	0	301	0	12 811
727	Food Processing Machines And Parts	1	1 454	88	10 925
	LAINNYA	2 108	4 872	4 860	18 516
	SUB TOTAL	36 759	53 003	84 618	168 422
PANAMA					
793	Ships, Boats, And Floating Structures	15 034 000	17 298 000	21 310 000	25 830 087
282	Waste And Scrap Metal Of Iron/steel	0	316 180	0	89 804

https://www.bps.go.id

I.6 IMPOR KOMODITI MENURUT NEGARA ASAL / *IMPORT BY COUNTRY OF ORIGIN*
DAN LIMA GOLONGAN BARANG (SITC) UTAMA / *AND FIVE MAJOR SITC COMMODITY GROUP*
**** MEI / *MAY* 2010 ****

	Negara Asal/SITC/Uraian Golongan Barang *Country of Origin/SITC/group Description*	Berat Bersih / *Net Weight (Kg)* Bulan ini *Current month*	 Kumulatif *Cum. Jan to date*	Nilai CIF / *CIF Value (US$)* Bulan ini *Current month*	 Kumulatif *Cum. Jan to date*
652	Cotton Fabrics, Woven	0	6 937	0	88 424
278	Other Crude Minerals	40 000	80 000	17 250	34 330
874	Measuring, Checking, Analysing, And Controlling Instrument A	4	27	1 938	6 817
	LAINNYA	128	138	7 450	8 365
	SUB TOTAL	15 074 132	17 701 282	21 336 638	26 057 827
CUBA					
542	Medicaments, Including Veterinary Medicaments	465	557	86 352	259 056
112	Alcoholic Beverages	907	907	4 880	4 880
	LAINNYA	0	0	0	0
	SUB TOTAL	1 372	1 464	91 232	263 936
CURACAO					
764	Telecomunication Equipments And Parts	0	5 141	0	33 282
694	Nails, Screws, Nuts, Bolts, Rivets Of Iron/steel Or Copper	0	4 102	0	1 838
778	Electrical Machinery And Apparatus	0	8	0	193
	LAINNYA	0	0	0	0
	SUB TOTAL	0	9 251	0	35 313
SURINAME					
282	Waste And Scrap Metal Of Iron/steel	170 375	170 375	61 335	61 335
248	Wood,simply Worked And Railway Sleeper Of Wood	0	29 600	0	21 140
	LAINNYA	0	0	0	0
	SUB TOTAL	170 375	199 975	61 335	82 475
CHILE					
281	Iron Ore And Concentrates	147 650 000	455 795 000	15 989 756	50 797 912
251	Pulp And Waste Paper	8 503 638	64 160 340	5 776 701	38 955 702
784	Parts And Accessories Of The Motor Vehicles	81 180	258 410	1 006 755	3 202 636
562	Fertilizers, Manufactured	832 000	3 275 000	591 240	2 321 050
057	Fruit And Nut; Fresh Or Dried	740 590	912 790	1 673 116	2 026 160
	LAINNYA	1 069 668	4 245 462	1 387 054	5 804 434
	SUB TOTAL	158 877 076	528 647 002	26 424 622	103 107 894
VENEZUELA					
072	Cocoa	0	125 217	0	373 145
541	Medicinal And Pharmaceutical Products	632	1 552	37 056	79 424
251	Pulp And Waste Paper	0	89 080	0	31 178
695	Tools For Used In The Hand Or In Machines	0	70	0	24 155
582	Plates, Sheets, And Film Of Plastics	0	736	0	16 684
	LAINNYA	0	97	0	2 756
	SUB TOTAL	632	216 752	37 056	527 342
ARGENTINA					
081	Feeding Stuff For Animals	150 191 170	420 263 590	56 559 648	176 804 951
044	Maize, Unmilled	71 454 878	154 666 798	16 211 035	35 993 046
611	Leathers	88 232	1 074 326	379 912	4 543 765
022	Milk,cream, And Milk Products Other Than Butter Or Cheese	200 000	1 450 000	454 515	2 790 740
057	Fruit And Nut; Fresh Or Dried	70 288	820 048	115 841	1 641 546
	LAINNYA	1 258 858	3 221 355	2 169 665	6 641 297
	SUB TOTAL	223 263 426	581 496 117	75 890 616	228 415 345

https://www.bps.go.id

I.6 IMPOR KOMODITI MENURUT NEGARA ASAL / *IMPORT BY COUNTRY OF ORIGIN*
DAN LIMA GOLONGAN BARANG (SITC) UTAMA / *AND FIVE MAJOR SITC COMMODITY GROUP*
**** MEI / *MAY* 2010 ****

	Negara Asal/SITC/Uraian Golongan Barang *Country of Origin/SITC/group Description*	Berat Bersih / *Net Weight (Kg)* Bulan ini *Current month*	 Kumulatif *Cum. Jan to date*	Nilai CIF / *CIF Value (US$)* Bulan ini *Current month*	 Kumulatif *Cum. Jan to date*
BRAZIL					
263	Cotton	5 586 829	48 240 808	9 864 289	77 900 806
081	Feeding Stuff For Animals	67 580 148	164 034 214	25 772 016	66 874 419
672	Ingots And Other Iron/steel In Primary Forms	0	135 099 018	0	63 448 449
281	Iron Ore And Concentrates	0	432 725 000	0	49 287 701
792	Aircraft And Associated Equipments And Parts	0	22 500	0	27 500 000
	LAINNYA	10 380 947	116 066 676	27 248 495	138 764 092
	SUB TOTAL	83 547 924	896 188 216	62 884 800	423 775 467
COLOMBIA					
522	Inorganic Chemical Elements, Oxides And Halogen Salts	909 251	4 922 728	1 030 271	4 763 410
591	Disinfectants, Insecticides, And Fungicides Put In Forms	72 007	907 102	222 082	3 532 978
542	Medicaments, Including Veterinary Medicaments	0	19 342	0	3 309 594
325	Coke And Semi Coke Of Coal/lignite/peat	1 594 654	4 228 378	552 331	1 370 875
575	Other Plastics In Primary Forms	35 999	195 037	121 950	692 540
	LAINNYA	163 010	767 186	343 265	1 531 409
	SUB TOTAL	2 774 921	11 039 773	2 269 899	15 200 806
BOLIVIA					
522	Inorganic Chemical Elements, Oxides And Halogen Salts	22 000	598 000	15 400	368 560
611	Leathers	166	166	3 494	3 494
634	Veneers,plywood,improved/reconstituted Wood Worked	0	686	0	2 538
	LAINNYA	0	0	0	0
	SUB TOTAL	22 166	598 852	18 894	374 592
URUGUAY					
248	Wood,simply Worked And Railway Sleeper Of Wood	399 242	1 600 814	293 102	1 274 777
036	Crustaceans, Molluscs, And Aquatic Invertebrates	86 023	364 681	60 216	274 465
894	Baby Carriages, Toys, Games, And Sporting Goods	0	5 700	0	265 111
749	Non-electric Parts And Accessories Of Machineries	4 093	15 262	59 282	136 400
554	Soap,cleansing And Polishing Preparations	0	40 883	0	114 710
	LAINNYA	205 920	208 270	115 584	163 283
	SUB TOTAL	695 278	2 235 610	528 184	2 228 746
PARAGUAY					
263	Cotton	0	759 692	0	1 261 789
611	Leathers	46 864	734 785	38 428	595 251
121	Tobacco, Unmanufactured And Refused	0	27 573	0	67 252
551	Essential Oils, Perfumes, And Flavour Materials	144	559	2 369	12 913
635	Wood Manufactures	10 850	10 850	11 610	11 610
	LAINNYA	0	100	0	1 935
	SUB TOTAL	57 858	1 533 559	52 407	1 950 750
ECUADOR					
072	Cocoa	0	219 890	0	593 704
411	Animal Oils And Fats	0	144 628	0	150 270
523	Metallicsalts And Peroxysalts	0	18 000	0	84 480
081	Feeding Stuff For Animals	53 000	53 000	82 680	82 680
743	Pumps, Compressors, Fans, Blowers, Centrifuges, And Parts	0	4 362	0	73 680
	LAINNYA	0	88 373	0	96 203
	SUB TOTAL	53 000	528 253	82 680	1 081 017

https://www.bps.go.id

I.6 IMPOR KOMODITI MENURUT NEGARA ASAL / *IMPORT BY COUNTRY OF ORIGIN*
DAN LIMA GOLONGAN BARANG (SITC) UTAMA / *AND FIVE MAJOR SITC COMMODITY GROUP*
**** MEI / *MAY* 2010 ****

	Negara Asal/SITC/Uraian Golongan Barang *Country of Origin/SITC/group Description*	Berat Bersih / *Net Weight (Kg)* Bulan ini *Current month*	 Kumulatif *Cum. Jan to date*	Nilai CIF / *CIF Value (US$)* Bulan ini *Current month*	 Kumulatif *Cum. Jan to date*
PERU					
081	Feeding Stuff For Animals	689 400	2 293 520	1 165 061	3 688 888
057	Fruit And Nut; Fresh Or Dried	0	1 594 730	0	3 123 914
411	Animal Oils And Fats	48 714	827 653	54 073	666 086
522	Inorganic Chemical Elements, Oxides And Halogen Salts	10 000	279 500	69 000	244 812
686	Zinc	75 513	75 513	139 850	139 850
	LAINNYA	95	84 667	11 264	302 745
	SUB TOTAL	823 722	5 155 583	1 439 248	8 166 295
GUYANA					
278	Other Crude Minerals	0	171 950	0	91 477
036	Crustaceans, Molluscs, And Aquatic Invertebrates	0	10 795	0	49 295
	LAINNYA	0	0	0	0
	SUB TOTAL	0	182 745	0	140 772
TRINIDAD AND TOBAGO					
671	Pig Iron,spiegeleisen,sponge Iron, And Ferro-alloys	33 672 260	66 670 420	8 739 029	17 353 199
282	Waste And Scrap Metal Of Iron/steel	0	1 307 538	0	404 768
251	Pulp And Waste Paper	129 970	439 160	29 763	95 775
899	Other Miscellaneous Manufactured Articles	0	780	0	26 400
	LAINNYA	0	0	0	0
	SUB TOTAL	33 802 230	68 417 898	8 768 792	17 880 142
BAHAMAS					
642	Paper And Paperboard Cut To Size/shape And Article Of Papers	0	20 418	0	94 774
851	Footwears	0	266	0	5 682
112	Alcoholic Beverages	667	1 059	3 768	4 332
	LAINNYA	0	0	0	0
	SUB TOTAL	667	21 743	3 768	104 788
JAMAICA					
282	Waste And Scrap Metal Of Iron/steel	0	225 510	0	68 781
071	Coffee And Coffee Substitutes	0	353	0	20 298
112	Alcoholic Beverages	0	150	0	720
772	Electrical Apparatus For Making And Breaking Electrical Circ	0	5	0	195
	LAINNYA	0	0	0	0
	SUB TOTAL	0	226 018	0	89 994
PUERTO RICO					
515	Organo-inorganic And Heterocyclic Compounds	21	299	390 000	1 950 479
542	Medicaments, Including Veterinary Medicaments	956	1 623	329 105	698 068
541	Medicinal And Pharmaceutical Products	0	661	0	266 993
776	Thermionic, Cold Cathode, And Photo Cathode Valves/tubes	0	690	0	160 000
591	Disinfectants, Insecticides, And Fungicides Put In Forms	0	5 792	0	135 296
	LAINNYA	529	15 455	19 039	474 451
	SUB TOTAL	1 506	24 520	738 144	3 685 287
BELIZE					

https://www.bps.go.id

I.6 IMPOR KOMODITI MENURUT NEGARA ASAL / *IMPORT BY COUNTRY OF ORIGIN*
DAN LIMA GOLONGAN BARANG (SITC) UTAMA / *AND FIVE MAJOR SITC COMMODITY GROUP*
**** MEI / *MAY* 2010 ****

	Negara Asal/SITC/Uraian Golongan Barang *Country of Origin/SITC/group Description*	Berat Bersih / *Net Weight (Kg)* Bulan ini *Current month*	 Kumulatif *Cum. Jan to date*	Nilai CIF / *CIF Value (US$)* Bulan ini *Current month*	 Kumulatif *Cum. Jan to date*
575	Other Plastics In Primary Forms	7 800	14 600	20 034	38 878
533	Pigments, Paints, Varnishes, And Related Materials	0	50 000	0	22 000
523	Metallicsalts And Peroxysalts	24 000	48 000	10 080	20 160
778	Electrical Machinery And Apparatus	29	133	770	2 638
784	Parts And Accessories Of The Motor Vehicles	0	8	0	312
	LAINNYA	1	5	2	23
	SUB TOTAL	31 830	112 746	30 886	84 011
DOMINICAN REPUBLIC					
211	Hides And Skins, Raw	28 000	140 000	11 200	50 400
874	Measuring, Checking, Analysing, And Controlling Instrument A	0	179	0	9 957
774	Electrical Apparatus For Medical Purposes And Radiological A	67	67	8 475	8 475
845	Articles Of Apparel	67	67	3 734	3 734
872	Medical Instruments And Appliances	24	24	3 101	3 101
	LAINNYA	0	13	0	1 547
	SUB TOTAL	28 158	140 350	26 510	77 214
EL SALVADOR					
579	Waste And Scrap Of Plastics	0	63 269	0	15 818
899	Other Miscellaneous Manufactured Articles	504	504	10 325	10 325
845	Articles Of Apparel	0	749	0	2 151
658	Made-up Articles, Wholly/chiefly Of Textile Materials	0	56	0	1 307
844	Women's Coats/jackets, Knitted	0	20	0	714
	LAINNYA	0	0	0	0
	SUB TOTAL	504	64 598	10 325	30 315
COSTA RICA					
759	Parts And Accessories For Machine Of Heading 751 Or 752	1 341	8 299	289 118	1 557 610
223	Oil Seeds Use For Extraction Of Other Fixed Vegetable Oils	0	1 535	0	367 579
282	Waste And Scrap Metal Of Iron/steel	104 765	654 038	37 192	232 184
611	Leathers	6 216	11 994	104 233	195 253
247	Wood In The Rough Or Roughly Squared	0	75 000	0	25 141
	LAINNYA	136	2 658	7 647	30 976
	SUB TOTAL	112 458	753 524	438 190	2 408 743
HAITI					
282	Waste And Scrap Metal Of Iron/steel	0	270 660	0	82 551
841	Men's Coats/jackets, Not Knitted	0	540	0	8 333
551	Essential Oils, Perfumes, And Flavour Materials	0	10	0	1 183
843	Men's Coats/jackets, Knitted	0	3	0	96
	LAINNYA	0	0	0	0
	SUB TOTAL	0	271 213	0	92 163
BARBADOS					
513	Carboxylic Acids,and Their Anhydrides,halides,peroxides	0	23 100	0	46 315
	LAINNYA	0	0	0	0
	SUB TOTAL	0	23 100	0	46 315
ANTIGUA AND BARBUDA					
673	Flat Rolled Products, Not Clad	332	332	1 442	1 442

https://www.bps.go.id

I.6 IMPOR KOMODITI MENURUT NEGARA ASAL / *IMPORT BY COUNTRY OF ORIGIN*
DAN LIMA GOLONGAN BARANG (SITC) UTAMA / *AND FIVE MAJOR SITC COMMODITY GROUP*
**** MEI / *MAY* 2010 ****

	Negara Asal/SITC/Uraian Golongan Barang *Country of Origin/SITC/group Description*	Berat Bersih / *Net Weight (Kg)* Bulan ini *Current month*	 Kumulatif *Cum. Jan to date*	Nilai CIF / *CIF Value (US$)* Bulan ini *Current month*	 Kumulatif *Cum. Jan to date*
743	Pumps, Compressors, Fans, Blowers, Centrifuges, And Parts	0	36	0	1 069
629	Articles Of Rubbers	27	27	278	278
	LAINNYA	0	0	0	0
	SUB TOTAL	359	395	1 720	2 789
ANGUILLA					
743	Pumps, Compressors, Fans, Blowers, Centrifuges, And Parts	0	27	0	2 807
	LAINNYA	0	0	0	0
	SUB TOTAL	0	27	0	2 807
ARUBA					
251	Pulp And Waste Paper	0	322 952	0	59 038
	LAINNYA	0	0	0	0
	SUB TOTAL	0	322 952	0	59 038
BERMUDA					
342	Liquefied Propane And Butane	0	46 442 300	0	34 267 542
	LAINNYA	0	0	0	0
	SUB TOTAL	0	46 442 300	0	34 267 542
CAPE VERDE					
743	Pumps, Compressors, Fans, Blowers, Centrifuges, And Parts	0	1	0	10
	LAINNYA	0	0	0	0
	SUB TOTAL	0	1	0	10
CAYMAN ISLANDS					
582	Plates, Sheets, And Film Of Plastics	0	1 607	0	4 702
	LAINNYA	0	0	0	0
	SUB TOTAL	0	1 607	0	4 702
DOMINICA					
575	Other Plastics In Primary Forms	0	66 000	0	85 428
121	Tobacco, Unmanufactured And Refused	7 633	22 632	9 922	29 420
845	Articles Of Apparel	0	9	0	291
	LAINNYA	0	0	0	0
	SUB TOTAL	7 633	88 641	9 922	115 139
GRENADA					
658	Made-up Articles, Wholly/chiefly Of Textile Materials	0	56 265	0	53 807
	LAINNYA	0	0	0	0
	SUB TOTAL	0	56 265	0	53 807
NETHERLANDS ANTILLES					
874	Measuring, Checking, Analysing, And Controlling Instrument A	78	617	20 200	88 052
679	Tubes, Pipes, Hollow Profile, Pipe Fitting Of Iron/steel	0	950	0	25 895
641	Papers And Paperboards	730	3 796	3 952	25 346
592	Starches, Inulin, And Wheat Glutenal Buminoidal Subtances; G	0	40 000	0	20 400
743	Pumps, Compressors, Fans, Blowers, Centrifuges, And Parts	0	52	0	6 605
	LAINNYA	324	2 146	1 024	13 183

https://www.bps.go.id

I.6 IMPOR KOMODITI MENURUT NEGARA ASAL / *IMPORT BY COUNTRY OF ORIGIN*
DAN LIMA GOLONGAN BARANG (SITC) UTAMA / *AND FIVE MAJOR SITC COMMODITY GROUP*
**** MEI / *MAY* 2010 ****

	Negara Asal/SITC/Uraian Golongan Barang *Country of Origin/SITC/group Description*	Berat Bersih / *Net Weight (Kg)* Bulan ini *Current month*	 Kumulatif *Cum. Jan to date*	Nilai CIF / *CIF Value (US$)* Bulan ini *Current month*	 Kumulatif *Cum. Jan to date*
	SUB TOTAL	1 132	47 561	25 176	179 481
NORFOLK ISLANDS					
598	Miscellaneous Chemical Products	6 000	50 400	33 120	297 216
634	Veneers,plywood,improved/reconstituted Wood Worked	7 854	26 096	37 147	75 649
	LAINNYA	0	0	0	0
	SUB TOTAL	13 854	76 496	70 267	372 865
SAINT LUCIA					
772	Electrical Apparatus For Making And Breaking Electrical Circ	573	2 171	14 308	52 272
778	Electrical Machinery And Apparatus	0	31	0	1 230
	LAINNYA	0	0	0	0
	SUB TOTAL	573	2 202	14 308	53 502
GUADELOUPE					
694	Nails, Screws, Nuts, Bolts, Rivets Of Iron/steel Or Copper	1	1	1	1
	LAINNYA	0	0	0	0
	SUB TOTAL	1	1	1	1
SAINT KITTS AND NEVIS					
694	Nails, Screws, Nuts, Bolts, Rivets Of Iron/steel Or Copper	0	4	0	193
841	Men's Coats/jackets, Not Knitted	6	6	137	137
	LAINNYA	0	0	0	0
	SUB TOTAL	6	10	137	330
UNITED KINGDOM					
793	Ships, Boats, And Floating Structures	370	166 426	4 946	30 156 646
282	Waste And Scrap Metal Of Iron/steel	2 757 880	75 988 560	1 126 643	25 626 371
782	Motor Vehicle For The Transportation Of Goods	263 796	2 428 872	2 696 099	25 451 048
251	Pulp And Waste Paper	21 970 788	121 845 112	5 609 379	25 200 187
723	Civil Engineering And Contractor Plants And Equipments/parts	114 039	1 304 788	1 526 703	15 861 143
	LAINNYA	7 063 380	66 658 962	55 363 630	233 334 173
	SUB TOTAL	32 170 253	268 392 720	66 327 400	355 629 568
NETHERLANDS					
022	Milk,cream, And Milk Products Other Than Butter Or Cheese	3 812 975	14 896 576	8 667 481	34 321 268
334	Petroleum Products, Refined	16 278	42 235 139	41 307	32 287 467
098	Edible Products And Preparations	756 051	3 402 668	5 535 685	23 469 536
251	Pulp And Waste Paper	14 442 200	102 956 836	3 788 268	21 494 124
898	Musical Instrument And Parts/accessories	1 766	1 931	26 579	13 074 012
	LAINNYA	10 183 617	48 609 923	32 607 596	167 757 682
	SUB TOTAL	29 212 887	212 103 073	50 666 916	292 404 089
FRANCE					
792	Aircraft And Associated Equipments And Parts	910	79 246	312 015	56 011 485
022	Milk,cream, And Milk Products Other Than Butter Or Cheese	3 560 391	17 987 558	6 859 354	36 646 300
772	Electrical Apparatus For Making And Breaking Electrical Circ	146 814	1 086 956	4 574 391	24 698 173
542	Medicaments, Including Veterinary Medicaments	20 014	90 152	3 018 856	13 886 432

https://www.bps.go.id

I.6 IMPOR KOMODITI MENURUT NEGARA ASAL / *IMPORT BY COUNTRY OF ORIGIN*
DAN LIMA GOLONGAN BARANG (SITC) UTAMA / *AND FIVE MAJOR SITC COMMODITY GROUP*
**** MEI / *MAY* 2010 ****

	Negara Asal/SITC/Uraian Golongan Barang *Country of Origin/SITC/group Description*	Berat Bersih / *Net Weight (Kg)* Bulan ini *Current month*	 Kumulatif *Cum. Jan to date*	Nilai CIF / *CIF Value (US$)* Bulan ini *Current month*	 Kumulatif *Cum. Jan to date*
771	Electric Power Machinery And Parts	5 632	129 771	66 613	12 037 600
	LAINNYA	20 857 842	99 883 079	57 538 481	256 748 479
	SUB TOTAL	24 591 603	119 256 762	72 369 710	400 028 469
GERMANY, FED. REP. OF					
728	Other Machines And Equipment Specialized For Particular Indu	155 963	1 686 500	5 328 231	79 384 292
745	Other Non-electical Machinery, Tools, And Mechanical Apparat	115 627	935 471	4 820 147	44 051 682
716	Rotating Electric Plants And Parts	279 290	1 899 047	5 174 489	42 727 379
679	Tubes, Pipes, Hollow Profile, Pipe Fitting Of Iron/steel	249 551	3 381 148	1 785 330	40 419 934
776	Thermionic, Cold Cathode, And Photo Cathode Valves/tubes	11 094	68 408	5 280 301	34 573 096
	LAINNYA	59 478 751	261 823 351	162 758 968	835 907 462
	SUB TOTAL	60 290 276	269 793 925	185 147 466	1 077 063 845
AUSTRIA					
776	Thermionic, Cold Cathode, And Photo Cathode Valves/tubes	15 423	97 717	5 817 552	46 287 526
641	Papers And Paperboards	2 256 655	9 954 329	2 570 561	11 339 611
772	Electrical Apparatus For Making And Breaking Electrical Circ	7 393	59 976	667 131	5 416 151
728	Other Machines And Equipment Specialized For Particular Indu	50 848	93 171	1 704 761	3 553 450
716	Rotating Electric Plants And Parts	8 675	126 116	227 438	3 302 624
	LAINNYA	1 380 756	8 208 428	8 363 574	38 457 813
	SUB TOTAL	3 719 750	18 539 737	19 351 017	108 357 175
BELGIUM					
515	Organo-inorganic And Heterocyclic Compounds	1 659 653	7 758 835	7 916 344	34 753 383
793	Ships, Boats, And Floating Structures	0	69 068	0	16 080 136
675	Flat Rolled Products And Alloy Steels	1 994 843	5 059 362	5 177 272	11 121 601
251	Pulp And Waste Paper	8 421 760	47 621 441	2 041 368	10 148 908
574	Poliacetals And Polycarbons In Primary Forms	782 330	4 091 925	1 934 102	9 905 089
	LAINNYA	17 229 298	101 938 962	37 143 590	153 028 312
	SUB TOTAL	30 087 884	166 539 593	54 212 676	235 037 429
SWITZERLAND					
714	Engines And Motors, Non-electric And Parts	5 156	28 979	1 206 861	27 623 251
533	Pigments, Paints, Varnishes, And Related Materials	46 170	397 227	2 838 523	13 575 561
541	Medicinal And Pharmaceutical Products	65 260	203 109	3 003 365	10 940 536
515	Organo-inorganic And Heterocyclic Compounds	18 879	166 394	2 054 778	10 915 643
591	Disinfectants, Insecticides, And Fungicides Put In Forms	73 119	221 828	1 003 546	10 690 495
	LAINNYA	4 656 106	23 169 492	24 025 197	119 886 802
	SUB TOTAL	4 864 690	24 187 029	34 132 270	193 632 288
LUXEMBOURG					
676	Iron/steel Bars, Rods, Angels, Shaped And Sections	0	429 546	0	727 246
749	Non-electric Parts And Accessories Of Machineries	10 387	20 640	259 939	539 643
245	Fuel Wood And Wood Charcoal	690 000	1 817 000	152 515	387 710
657	Special Yarns,textile Fabrics	11 329	28 112	107 471	227 410
728	Other Machines And Equipment Specialized For Particular Indu	98	558	27 596	182 223
	LAINNYA	1 118	398 803	16 362	196 213
	SUB TOTAL	712 932	2 694 659	563 883	2 260 445
GIBRALTAR					
682	Copper	0	50 239	0	215 023
	LAINNYA	0	0	0	0

https://www.bps.go.id

I.6 IMPOR KOMODITI MENURUT NEGARA ASAL / *IMPORT BY COUNTRY OF ORIGIN*
DAN LIMA GOLONGAN BARANG (SITC) UTAMA / *AND FIVE MAJOR SITC COMMODITY GROUP*
**** MEI / *MAY* 2010 ****

	Negara Asal/SITC/Uraian Golongan Barang *Country of Origin/SITC/group Description*	Berat Bersih / *Net Weight (Kg)* Bulan ini *Current month*	 Kumulatif *Cum. Jan to date*	Nilai CIF / *CIF Value (US$)* Bulan ini *Current month*	 Kumulatif *Cum. Jan to date*
	SUB TOTAL	0	50 239	0	215 023
MONACO					
553	Perfumery, Cosmetics, And Toilet Preparations	910	3 420	46 791	118 342
541	Medicinal And Pharmaceutical Products	162	674	2 009	8 323
551	Essential Oils, Perfumes, And Flavour Materials	380	634	4 737	8 320
575	Other Plastics In Primary Forms	0	108	0	1 395
745	Other Non-electical Machinery, Tools, And Mechanical Apparat	0	3	0	173
	LAINNYA	0	1	0	32
	SUB TOTAL	1 452	4 840	53 537	136 585
DENMARK					
728	Other Machines And Equipment Specialized For Particular Indu	296	314 087	1 004	8 125 157
727	Food Processing Machines And Parts	33 725	150 463	1 237 258	5 947 001
542	Medicaments, Including Veterinary Medicaments	2 448	15 903	1 042 625	5 773 175
741	Heating And Cooling Equipments And Parts	2 924	242 600	56 079	4 859 000
022	Milk,cream, And Milk Products Other Than Butter Or Cheese	205 000	1 137 550	881 400	3 951 872
	LAINNYA	1 526 163	7 703 252	4 374 694	23 789 103
	SUB TOTAL	1 770 556	9 563 855	7 593 060	52 445 308
NORWAY					
793	Ships, Boats, And Floating Structures	4 760	25 892 306	73 300	115 525 927
718	Other Power Generating Machines And Parts	560 200	565 225	27 052 301	27 080 080
562	Fertilizers, Manufactured	10 785 615	37 681 958	4 816 690	17 184 222
744	Mechanical Handling Equipments And Parts	168	240 538	7 906	5 129 761
772	Electrical Apparatus For Making And Breaking Electrical Circ	11 193	55 880	867 240	3 373 407
	LAINNYA	4 285 577	21 277 575	5 264 863	27 714 335
	SUB TOTAL	15 647 513	85 713 482	38 082 300	196 007 732
SWEDEN					
764	Telecomunication Equipments And Parts	141 238	404 078	25 655 974	83 914 888
782	Motor Vehicle For The Transportation Of Goods	1 246 303	3 177 918	12 021 291	29 458 652
251	Pulp And Waste Paper	6 293 889	26 973 374	4 400 550	21 150 128
641	Papers And Paperboards	2 700 001	16 274 020	2 297 819	14 413 033
783	Road Motor Vehicles	135 188	693 290	1 591 783	8 456 355
	LAINNYA	5 113 077	21 162 989	27 307 771	101 618 658
	SUB TOTAL	15 629 696	68 685 669	73 275 188	259 011 714
FINLAND					
764	Telecomunication Equipments And Parts	21 583	151 843	5 241 314	27 935 011
641	Papers And Paperboards	2 788 946	11 883 022	2 865 345	11 916 811
725	Papermill/pulpmill Machinery And Paper Cutting Machines	13 541	167 656	1 048 393	6 396 169
251	Pulp And Waste Paper	950 561	10 584 195	403 210	5 845 536
741	Heating And Cooling Equipments And Parts	900	143 170	8 047	5 408 807
	LAINNYA	1 496 426	5 859 143	11 433 711	38 859 334
	SUB TOTAL	5 271 957	28 789 029	21 000 020	96 361 668
IRELAND					
098	Edible Products And Preparations	40 811	271 308	840 197	5 728 156
542	Medicaments, Including Veterinary Medicaments	2 592	12 681	828 723	4 862 404
022	Milk,cream, And Milk Products Other Than Butter Or Cheese	403 000	1 488 899	1 325 850	4 470 265

https://www.bps.go.id

I.6 IMPOR KOMODITI MENURUT NEGARA ASAL / *IMPORT BY COUNTRY OF ORIGIN*
DAN LIMA GOLONGAN BARANG (SITC) UTAMA / *AND FIVE MAJOR SITC COMMODITY GROUP*
**** MEI / *MAY* 2010 ****

	Negara Asal/SITC/Uraian Golongan Barang *Country of Origin/SITC/group Description*	Berat Bersih / *Net Weight (Kg)* Bulan ini *Current month*	 Kumulatif *Cum. Jan to date*	Nilai CIF / *CIF Value (US$)* Bulan ini *Current month*	 Kumulatif *Cum. Jan to date*
752	Automatic Data Processing Machines And Their Units	4 888	13 882	923 273	4 191 051
551	Essential Oils, Perfumes, And Flavour Materials	105 755	398 259	882 001	3 361 393
	LAINNYA	1 288 783	3 570 305	2 461 308	13 094 239
	SUB TOTAL	1 845 829	5 755 334	7 261 352	35 707 508
ITALY					
728	Other Machines And Equipment Specialized For Particular Indu	382 578	2 388 288	5 414 339	50 628 439
745	Other Non-electical Machinery, Tools, And Mechanical Apparat	155 401	443 810	7 290 488	30 161 064
251	Pulp And Waste Paper	17 828 440	130 813 746	4 099 045	24 929 186
727	Food Processing Machines And Parts	16 244	600 394	707 932	22 883 586
641	Papers And Paperboards	331 173	1 274 662	3 075 686	11 651 378
	LAINNYA	9 001 735	45 401 090	51 523 418	218 527 491
	SUB TOTAL	27 715 571	180 921 990	72 110 908	358 781 144
SPAIN					
562	Fertilizers, Manufactured	0	19 900 000	0	13 930 000
625	Rubber Tyre,tyre Cases,tyre Treads,inner Tubes, And Tyre Fla	274 734	1 090 460	1 863 914	7 165 782
782	Motor Vehicle For The Transportation Of Goods	0	657 191	0	6 050 743
533	Pigments, Paints, Varnishes, And Related Materials	961 315	3 921 775	1 376 396	6 039 675
741	Heating And Cooling Equipments And Parts	7 566	195 676	53 965	5 684 956
	LAINNYA	5 494 370	29 012 254	18 021 411	93 291 017
	SUB TOTAL	6 737 985	54 777 356	21 315 686	132 162 173
PORTUGAL					
726	Printing/book Binding Machinery And Parts	119 000	119 000	1 606 444	1 606 444
845	Articles Of Apparel	3 023	21 714	181 653	1 168 874
251	Pulp And Waste Paper	2 735 490	4 662 830	622 485	991 888
844	Women's Coats/jackets, Knitted	1 202	7 670	79 875	450 310
059	Fruit And Vegetable Juices	0	204 050	0	295 782
	LAINNYA	86 711	403 839	675 031	2 037 161
	SUB TOTAL	2 945 426	5 419 103	3 165 488	6 550 459
ICELAND					
542	Medicaments, Including Veterinary Medicaments	0	788	0	601 338
411	Animal Oils And Fats	7 600	20 996	25 141	80 749
671	Pig Iron,spiegeleisen,sponge Iron, And Ferro-alloys	24 000	24 000	55 920	55 920
773	Equipment For Distributing Electricity	300	300	4 774	4 774
629	Articles Of Rubbers	11	57	403	1 756
	LAINNYA	3	3	105	105
	SUB TOTAL	31 914	46 144	86 343	744 642
MONTSERRAT					
663	Mineral Manufactures	2 989	2 989	9 155	9 155
745	Other Non-electical Machinery, Tools, And Mechanical Apparat	490	490	1 501	1 501
776	Thermionic, Cold Cathode, And Photo Cathode Valves/tubes	0	15	0	1 339
772	Electrical Apparatus For Making And Breaking Electrical Circ	360	360	1 102	1 102
784	Parts And Accessories Of The Motor Vehicles	65	65	197	197
	LAINNYA	94	94	284	284
	SUB TOTAL	3 998	4 013	12 239	13 578
GREECE					

https://www.bps.go.id

I.6 IMPOR KOMODITI MENURUT NEGARA ASAL / *IMPORT BY COUNTRY OF ORIGIN*
DAN LIMA GOLONGAN BARANG (SITC) UTAMA / *AND FIVE MAJOR SITC COMMODITY GROUP*
**** MEI / *MAY* 2010 ****

	Negara Asal/SITC/Uraian Golongan Barang *Country of Origin/SITC/group Description*	Berat Bersih / *Net Weight (Kg)* Bulan ini *Current month*	 Kumulatif *Cum. Jan to date*	Nilai CIF / *CIF Value (US$)* Bulan ini *Current month*	 Kumulatif *Cum. Jan to date*
263	Cotton	1 095 063	7 057 566	1 914 258	12 084 298
121	Tobacco, Unmanufactured And Refused	110 040	1 394 440	606 058	10 143 566
251	Pulp And Waste Paper	3 465 716	16 146 711	822 237	3 054 322
273	Stone, Sand And Gravel	0	715 804	0	203 447
741	Heating And Cooling Equipments And Parts	231	26 655	3 433	175 845
	LAINNYA	119 059	622 339	164 819	903 063
	SUB TOTAL	4 790 109	25 963 515	3 510 805	26 564 541
VATICAN CITY STATE					
652	Cotton Fabrics, Woven	59	59	1 844	1 844
684	Alumunium	0	27	0	1 246
	LAINNYA	0	0	0	0
	SUB TOTAL	59	86	1 844	3 090
ANDORRA					
743	Pumps, Compressors, Fans, Blowers, Centrifuges, And Parts	0	400	0	14 233
	LAINNYA	0	0	0	0
	SUB TOTAL	0	400	0	14 233
LIECHTENSTEIN					
522	Inorganic Chemical Elements, Oxides And Halogen Salts	0	12	0	4 252
776	Thermionic, Cold Cathode, And Photo Cathode Valves/tubes	0	77	0	3 876
874	Measuring, Checking, Analysing, And Controlling Instrument A	0	1	0	1 329
699	Manufactures Of Base Metals	0	53	0	859
778	Electrical Machinery And Apparatus	0	7	0	618
	LAINNYA	0	44	0	1 208
	SUB TOTAL	0	194	0	12 142
DEMOCRATIC REP. OF THE CONGO					
292	Crude Vegetable Materials	0	397 298	0	1 801 866
634	Veneers,plywood,improved/reconstituted Wood Worked	0	197	0	728
778	Electrical Machinery And Apparatus	0	81	0	648
893	Article Of Plastics	0	59	0	84
	LAINNYA	0	0	0	0
	SUB TOTAL	0	397 635	0	1 803 326
HUNGARY					
764	Telecomunication Equipments And Parts	9 749	87 613	4 112 731	41 481 209
778	Electrical Machinery And Apparatus	7 960	94 598	417 997	1 740 123
541	Medicinal And Pharmaceutical Products	707	32 061	237 415	1 378 767
714	Engines And Motors, Non-electric And Parts	0	3 109	0	1 327 023
282	Waste And Scrap Metal Of Iron/steel	744 250	3 133 945	272 531	1 082 120
	LAINNYA	254 871	908 978	1 145 148	5 378 661
	SUB TOTAL	1 017 537	4 260 304	6 185 822	52 387 903
POLAND					
553	Perfumery, Cosmetics, And Toilet Preparations	29 149	226 327	373 091	2 586 647
641	Papers And Paperboards	274 424	2 150 638	231 880	1 747 759
772	Electrical Apparatus For Making And Breaking Electrical Circ	17 123	26 491	1 426 449	1 620 592
022	Milk,cream, And Milk Products Other Than Butter Or Cheese	200 000	1 375 000	209 787	1 498 935
778	Electrical Machinery And Apparatus	44 177	162 120	313 294	1 215 822
	LAINNYA	148 796	948 121	1 136 998	7 024 938
	SUB TOTAL	713 669	4 888 697	3 691 499	15 694 693

https://www.bps.go.id

I.6 IMPOR KOMODITI MENURUT NEGARA ASAL / *IMPORT BY COUNTRY OF ORIGIN*
DAN LIMA GOLONGAN BARANG (SITC) UTAMA / *AND FIVE MAJOR SITC COMMODITY GROUP*
**** MEI / *MAY* 2010 ****

	Negara Asal/SITC/Uraian Golongan Barang *Country of Origin/SITC/group Description*	Berat Bersih / *Net Weight (Kg)* Bulan ini *Current month*	 Kumulatif *Cum. Jan to date*	Nilai CIF / *CIF Value (US$)* Bulan ini *Current month*	 Kumulatif *Cum. Jan to date*
ROMANIA					
747	Taps, Cocks, And Valves For Pipes	5 972	82 310	46 722	714 031
746	Ball Or Roller Bearings	26 581	71 502	255 576	696 836
542	Medicaments, Including Veterinary Medicaments	215	1 693	40 301	442 838
764	Telecomunication Equipments And Parts	0	9 155	0	327 874
655	Knitted Or Crochetted Fabrics	0	31 896	0	218 438
	LAINNYA	950 436	1 534 737	728 552	2 213 507
	SUB TOTAL	983 204	1 731 293	1 071 151	4 613 524
BULGARIA					
523	Metallicsalts And Peroxysalts	1 000 040	20 655 822	155 006	3 284 682
075	Spices	531 577	4 428 081	162 110	1 381 511
575	Other Plastics In Primary Forms	0	471 024	0	974 265
776	Thermionic, Cold Cathode, And Photo Cathode Valves/tubes	16	90	120 543	837 429
728	Other Machines And Equipment Specialized For Particular Indu	0	3 505	0	429 165
	LAINNYA	117 665	502 903	577 459	1 560 558
	SUB TOTAL	1 649 298	26 061 425	1 015 118	8 467 610
SERBIA					
746	Ball Or Roller Bearings	8	32	146	212
724	Textile/leather Machinery And Parts	1	1	71	71
772	Electrical Apparatus For Making And Breaking Electrical Circ	0	1	0	12
	LAINNYA	0	0	0	0
	SUB TOTAL	9	34	217	295
ALBANIA					
752	Automatic Data Processing Machines And Their Units	0	8 225	0	245 000
851	Footwears	67	146	3 484	6 901
845	Articles Of Apparel	0	3	0	180
	LAINNYA	0	0	0	0
	SUB TOTAL	67	8 374	3 484	252 081
ARMENIA					
728	Other Machines And Equipment Specialized For Particular Indu	9 656	9 656	22 195	22 195
874	Measuring, Checking, Analysing, And Controlling Instrument A	357	357	9 066	9 066
726	Printing/book Binding Machinery And Parts	3 807	3 807	8 750	8 750
741	Heating And Cooling Equipments And Parts	1 740	1 740	4 000	4 000
	LAINNYA	0	0	0	0
	SUB TOTAL	15 560	15 560	44 011	44 011
AZERBAIJAN					
333	Petroleum Oil, Crude	133 670 535	636 051 825	86 261 135	375 477 996
684	Alumunium	0	297 766	0	634 923
	LAINNYA	0	0	0	0
	SUB TOTAL	133 670 535	636 349 591	86 261 135	376 112 919
BELARUS					
562	Fertilizers, Manufactured	33 758 009	101 612 635	13 480 329	43 446 579
625	Rubber Tyre,tyre Cases,tyre Treads,inner Tubes, And Tyre Fla	13 550	304 002	52 848	1 248 590
592	Starches, Inulin, And Wheat Glutenal Buminoidal Subtances; G	50 000	150 000	375 000	1 150 003

https://www.bps.go.id

I.6 IMPOR KOMODITI MENURUT NEGARA ASAL / *IMPORT BY COUNTRY OF ORIGIN*
DAN LIMA GOLONGAN BARANG (SITC) UTAMA / *AND FIVE MAJOR SITC COMMODITY GROUP*
**** MEI / *MAY* 2010 ****

	Negara Asal/SITC/Uraian Golongan Barang *Country of Origin/SITC/group Description*	Berat Bersih / *Net Weight (Kg)* Bulan ini *Current month*	 Kumulatif *Cum. Jan to date*	Nilai CIF / *CIF Value (US$)* Bulan ini *Current month*	 Kumulatif *Cum. Jan to date*
695	Tools For Used In The Hand Or In Machines	0	313	0	5 928
629	Articles Of Rubbers	0	384	0	2 422
	LAINNYA	2	2	57	57
	SUB TOTAL	33 821 561	102 067 336	13 908 234	45 853 579
KAZAKHSTAN					
684	Alumunium	920 698	1 471 864	2 234 442	3 447 884
686	Zinc	0	101 242	0	232 591
263	Cotton	0	187 265	0	64 124
671	Pig Iron,spiegeleisen,sponge Iron, And Ferro-alloys	0	1 760	0	9 200
	LAINNYA	0	0	0	0
	SUB TOTAL	920 698	1 762 131	2 234 442	3 753 799
KYRGYZSTAN					
684	Alumunium	0	725 760	0	1 554 433
651	Textile Yarns	0	60 977	0	141 501
591	Disinfectants, Insecticides, And Fungicides Put In Forms	0	31 804	0	129 480
515	Organo-inorganic And Heterocyclic Compounds	0	20 000	0	74 000
641	Papers And Paperboards	0	23 723	0	58 453
	LAINNYA	16 398	28 431	18 672	59 274
	SUB TOTAL	16 398	890 695	18 672	2 017 141
MOLDOVA, REPUBLIC OF					
873	Meters And Counters	0	1 050	0	62 887
842	Women's Coats/jacket, Not Knitted	51	111	1 575	3 725
844	Women's Coats/jackets, Knitted	0	51	0	2 034
775	Household Type, Electrical/non-electrical Equipments	0	47	0	1 943
	LAINNYA	0	0	0	0
	SUB TOTAL	51	1 259	1 575	70 589
TAJIKISTAN					
684	Alumunium	257 176	1 220 881	471 764	2 066 699
784	Parts And Accessories Of The Motor Vehicles	0	1	0	3
	LAINNYA	0	0	0	0
	SUB TOTAL	257 176	1 220 882	471 764	2 066 702
TURKMENISTAN					
263	Cotton	0	250 800	0	456 387
	LAINNYA	0	0	0	0
	SUB TOTAL	0	250 800	0	456 387
UKRAINE					
672	Ingots And Other Iron/steel In Primary Forms	62 753 080	288 654 261	33 337 297	144 113 319
673	Flat Rolled Products, Not Clad	10 408 491	35 260 863	7 427 076	22 992 897
562	Fertilizers, Manufactured	24 500 000	56 500 000	10 278 500	22 990 500
675	Flat Rolled Products And Alloy Steels	2 403 087	6 802 576	1 511 274	4 875 913
046	Meal And Flour Of Wheat And Flour Of Meslin	3 572 000	12 757 750	1 062 200	3 791 135
	LAINNYA	868 099	11 119 321	1 385 592	7 719 570
	SUB TOTAL	104 504 757	411 094 771	55 001 939	206 483 334
UZBEKISTAN					

https://www.bps.go.id

I.6 IMPOR KOMODITI MENURUT NEGARA ASAL / *IMPORT BY COUNTRY OF ORIGIN*
DAN LIMA GOLONGAN BARANG (SITC) UTAMA / *AND FIVE MAJOR SITC COMMODITY GROUP*
**** MEI / *MAY* 2010 ****

	Negara Asal/SITC/Uraian Golongan Barang *Country of Origin/SITC/group Description*	Berat Bersih / *Net Weight (Kg)* Bulan ini *Current month*	 Kumulatif *Cum. Jan to date*	Nilai CIF / *CIF Value (US$)* Bulan ini *Current month*	 Kumulatif *Cum. Jan to date*
263	Cotton	202 039	1 048 323	354 105	1 816 271
523	Metallicsalts And Peroxysalts	42 000	226 050	92 400	461 310
	LAINNYA	0	0	0	0
	SUB TOTAL	244 039	1 274 373	446 505	2 277 581
LITHUANIA					
041	Wheat And Meslin, Unmilled	0	28 326 790	0	8 639 671
562	Fertilizers, Manufactured	1 827 500	4 622 500	924 930	2 350 380
625	Rubber Tyre,tyre Cases,tyre Treads,inner Tubes, And Tyre Fla	42 696	272 448	308 729	1 959 505
282	Waste And Scrap Metal Of Iron/steel	0	2 492 290	0	916 773
022	Milk,cream, And Milk Products Other Than Butter Or Cheese	0	100 000	0	117 500
	LAINNYA	23 049	140 435	25 275	84 743
	SUB TOTAL	1 893 245	35 954 463	1 258 934	14 068 572
LATVIA					
232	Synthetic Rubber Latex, Synthetic/reclaimed Rubber	0	108 000	0	326 808
848	Articles Of Apparel And Clothing Accessories Of Other Than T	0	3 478	0	88 880
764	Telecomunication Equipments And Parts	0	25	0	15 176
248	Wood,simply Worked And Railway Sleeper Of Wood	0	23 500	0	12 175
821	Furnitures And Parts	187	756	3 326	11 365
	LAINNYA	197	594	4 622	25 241
	SUB TOTAL	384	136 353	7 948	479 645
ESTONIA					
641	Papers And Paperboards	148	806 993	509	681 547
282	Waste And Scrap Metal Of Iron/steel	0	437 200	0	135 532
251	Pulp And Waste Paper	0	251 220	0	44 466
541	Medicinal And Pharmaceutical Products	2 000	3 000	28 579	43 897
773	Equipment For Distributing Electricity	36	988	2 144	21 995
	LAINNYA	495	3 734	11 739	62 568
	SUB TOTAL	2 679	1 503 135	42 971	990 005
GEORGIA					
672	Ingots And Other Iron/steel In Primary Forms	930 240	930 240	513 027	513 027
282	Waste And Scrap Metal Of Iron/steel	359 310	359 310	138 283	138 283
744	Mechanical Handling Equipments And Parts	6 868	6 868	120 000	120 000
629	Articles Of Rubbers	0	495	0	45 726
679	Tubes, Pipes, Hollow Profile, Pipe Fitting Of Iron/steel	0	27 886	0	40 523
	LAINNYA	8 645	27 988	16 967	64 509
	SUB TOTAL	1 305 063	1 352 787	788 277	922 068
CROATIA					
121	Tobacco, Unmanufactured And Refused	0	99 000	0	464 310
248	Wood,simply Worked And Railway Sleeper Of Wood	23 000	474 100	19 704	379 411
737	Metalworking Machinery And Parts	2 948	124 670	42 280	358 599
661	Lime,cement And Fabricated Construction Materials	42 000	105 000	23 356	56 420
515	Organo-inorganic And Heterocyclic Compounds	0	80	0	23 219
	LAINNYA	1	4 014	32	28 682
	SUB TOTAL	67 949	806 864	85 372	1 310 641
BOSNIA AND HERZEGOVINA					
851	Footwears	5	54	701	7.470
775	Household Type, Electrical/non-electrical Equipments	0	146	0	2.000
743	Pumps, Compressors, Fans, Blowers, Centrifuges, And Parts	5	90	196	1.642

https://www.bps.go.id

I.6 IMPOR KOMODITI MENURUT NEGARA ASAL / *IMPORT BY COUNTRY OF ORIGIN*
DAN LIMA GOLONGAN BARANG (SITC) UTAMA / *AND FIVE MAJOR SITC COMMODITY GROUP*
**** MEI / *MAY* 2010 ****

	Negara Asal/SITC/Uraian Golongan Barang *Country of Origin/SITC/group Description*	Berat Bersih / *Net Weight (Kg)* Bulan ini *Current month*	 Kumulatif *Cum. Jan to date*	Nilai CIF / *CIF Value (US$)* Bulan ini *Current month*	 Kumulatif *Cum. Jan to date*
571	Polymers Of Ethylene In Primary Forms	0	391	0	1.104
711	Steam And Other Vapour Generating Boilers And Parts	0	58	0	780
	LAINNYA	1	24	21	501
	SUB TOTAL	11	763	918	13.497
MALTA					
542	Medicaments, Including Veterinary Medicaments	370	891	308.365	422.628
514	Nitrogen-function Compounds	0	154	0	49.463
579	Waste And Scrap Of Plastics	84.820	84.820	29.901	29.901
741	Heating And Cooling Equipments And Parts	0	623	0	15.300
675	Flat Rolled Products And Alloy Steels	0	5.002	0	9.029
	LAINNYA	22.732	2.025.483	7.077	28.194
	SUB TOTAL	107.922	2.116.973	345.343	554.515
SLOVAKIA					
514	Nitrogen-function Compounds	18.750	108.753	56.250	281.750
778	Electrical Machinery And Apparatus	2.515	12.643	60.352	248.709
081	Feeding Stuff For Animals	180.000	306.000	93.600	159.120
737	Metalworking Machinery And Parts	3.007	10.382	34.366	145.777
245	Fuel Wood And Wood Charcoal	0	552.000	0	120.256
	LAINNYA	50.483	375.511	235.443	1.055.674
	SUB TOTAL	254.755	1.365.289	480.011	2.011.286
SLOVENIA					
641	Papers And Paperboards	50.009	357.039	34.006	2.537.494
778	Electrical Machinery And Apparatus	93.621	141.737	130.164	409.842
282	Waste And Scrap Metal Of Iron/steel	0	983.310	0	304.327
542	Medicaments, Including Veterinary Medicaments	139	1.026	33.414	232.942
699	Manufactures Of Base Metals	1.572	19.578	17.183	116.738
	LAINNYA	20.487	126.141	213.409	872.845
	SUB TOTAL	165.828	1.628.831	428.176	4.474.188
CZECH REPUBLIC					
764	Telecomunication Equipments And Parts	58.737	67.697	3.530.372	3.940.600
772	Electrical Apparatus For Making And Breaking Electrical Circ	13.092	91.176	491.915	3.838.486
514	Nitrogen-function Compounds	530.400	1.783.776	1.095.026	3.565.575
791	Railway Vehicles And Associated Equipments	0	1.655.455	0	3.392.502
022	Milk,cream, And Milk Products Other Than Butter Or Cheese	0	399.950	0	1.326.234
	LAINNYA	198.051	1.341.734	2.626.587	8.543.044
	SUB TOTAL	800.280	5.339.788	7.743.900	24.606.441
REP. OF MACEDONIA					
579	Waste And Scrap Of Plastics	0	54.982	0	22.048
842	Women's Coats/jacket, Not Knitted	5	75	84	1.308
845	Articles Of Apparel	0	16	0	696
075	Spices	0	46	0	486
699	Manufactures Of Base Metals	0	2	0	35
	LAINNYA	0	0	0	0
	SUB TOTAL	5	55.121	84	24.573
RUSSIA FEDERATION					
672	Ingots And Other Iron/steel In Primary Forms	40.577.831	420.166.569	17.367.424	189.962.561

https://www.bps.go.id

I.6 IMPOR KOMODITI MENURUT NEGARA ASAL / *IMPORT BY COUNTRY OF ORIGIN*
DAN LIMA GOLONGAN BARANG (SITC) UTAMA / *AND FIVE MAJOR SITC COMMODITY GROUP*
**** MEI / *MAY* 2010 ****

	Negara Asal/SITC/Uraian Golongan Barang *Country of Origin/SITC/group Description*	Berat Bersih / *Net Weight (Kg)* Bulan ini *Current month*	 Kumulatif *Cum. Jan to date*	Nilai CIF / *CIF Value (US$)* Bulan ini *Current month*	 Kumulatif *Cum. Jan to date*
562	Fertilizers, Manufactured	137.874.532	251.846.134	55.906.319	100.663.651
333	Petroleum Oil, Crude	0	84.634.864	0	50.747.161
334	Petroleum Products, Refined	0	58.957.041	0	40.014.513
641	Papers And Paperboards	2.591.111	14.642.186	3.455.908	19.666.437
	LAINNYA	11.712.466	124.542.833	9.163.856	74.081.032
	SUB TOTAL	192.755.940	954.789.627	85.893.507	475.135.355

https://www.bps.go.id

I.7 IMPOR KOMODITI TERTENTU MENURUT NEGARA ASAL UTAMA
CERTAIN COMMODITIES IMPORT BY MAIN COUNTRY OF ORIGIN
**** MEI / *MAY* 2009 ****

Komoditi *Commodity*	Negara Asal *Country of Origin*	Berat Bersih / *Net Weight (Kg)* Bulan ini *Current month*	Kumulatif *Cum. Jan to date*	Nilai CIF / *CIF Value (US$)* Bulan ini *Current month*	Kumulatif *Cum. Jan to date*
Beras					
	Thailand	7 069 200	60 918 394	3 953 545	32 171 577
	Vietnam	2 516 701	16 711 101	1 375 423	9 614 074
	Cina	102 000	893 900	306 000	2 681 700
	Pakistan	1 501 431	2 103 841	494 293	699 322
	Amerika Serikat	95 154	766 142	127 865	685 338
	OTHERS	38 480	162 748	80 993	670 462
	Sub Total	11 322 966	81 556 126	6 338 119	46 522 473
Jagung					
	Argentina	71 454 878	154 666 798	16 211 035	35 993 046
	India	28 886 348	76 359 260	6 839 618	17 909 114
	Brazil	0	28 078 554	0	6 833 586
	Afrika Selatan	8 000 000	16 976 182	1 760 000	3 751 601
	Amerika Serikat	214 975	10 170 558	223 104	2 923 688
	OTHERS	25 200	7 352 710	78 041	2 560 043
	Sub Total	108 581 401	293 604 062	25 111 798	69 971 078
Kedelai					
	Amerika Serikat	73 132 580	783 738 983	33 372 797	362 707 639
	Malaysia	7 359 715	23 888 582	6 171 513	17 348 823
	Kanada	926 596	2 895 131	403 446	1 368 361
	Cina	126 642	126 642	153 718	153 718
	Argentina	0	368 652	0	142 534
	OTHERS	0	250 710	0	174 618
	Sub Total	81 545 533	811 268 700	40 101 474	381 895 693
Biji Gandum dan Meslin					
	Australia	222 734 715	1 196 603 105	59 531 263	313 103 718
	Kanada	130 532 956	369 667 759	40 875 389	116 748 880
	Amerika Serikat	64 010 613	252 471 790	18 187 009	72 479 422
	Fed Russia	1 511 245	69 132 005	348 090	17 421 406
	Lithuania	0	28 326 790	0	8 639 671
	OTHERS	521 490	9 119 150	126 201	2 101 042
	Sub Total	419 311 019	1 925 320 599	119 067 952	530 494 139
Tepung terigu					
	Turki	20 338 950	153 826 450	5 885 592	44 286 019
	Srilanka	12 980 906	54 972 554	4 865 761	21 174 578
	Australia	4 510 800	29 597 142	1 919 336	12 662 046
	Belgia	3 552 500	22 029 473	1 219 427	7 656 359
	Ukraina	3 572 000	12 757 750	1 062 200	3 791 135
	OTHERS	399 375	7 783 168	160 733	2 810 587
	Sub Total	45 354 531	280 966 537	15 113 049	92 380 724

https://www.bps.go.id

I.7 IMPOR KOMODITI TERTENTU MENURUT NEGARA ASAL UTAMA
CERTAIN COMMODITIES IMPORT BY MAIN COUNTRY OF ORIGIN
**** MEI / *MAY* 2009 ****

Komoditi *Commodity*	Negara Asal *Country of Origin*	Berat Bersih / *Net Weight (Kg)* Bulan ini *Current month*	Kumulatif *Cum. Jan to date*	Nilai CIF / *CIF Value (US$)* Bulan ini *Current month*	Kumulatif *Cum. Jan to date*
Gula Pasir					
	Thailand	20 200 000	453 881 000	12 949 732	338 895 854
	Malaysia	350 000	15 105 270	223 750	10 507 724
	Cina	0	11 897 750	0	9 779 951
	Australia	1 037 560	6 157 182	782 278	4 781 145
	Korea Selatan	0	3 010 230	0	2 160 141
	OTHERS	884 000	3 686 464	583 249	2 744 345
	Sub Total	22 471 560	493 737 896	14 539 009	368 869 160
Gula Tebu					
	Thailand	32 456 000	142 055 340	16 540 067	78 367 987
	Australia	0	41 000 000	0	21 012 050
	Brazil	0	23 200 000	0	13 622 808
	Afrika Selatan	0	22 000 000	0	11 541 640
	Malaysia	0	205	0	1 667
	OTHERS	0	0	0	0
	Sub Total	32 456 000	228 255 545	16 540 067	124 546 152
Daging Sejenis Lembu					
	Selandia Baru	5 685 931	23 607 385	17 312 855	70 890 779
	Australia	4 788 564	25 145 737	12 263 563	68 465 350
	Amerika Serikat	420 815	3 626 085	1 330 175	5 807 679
	Kanada	46 711	1 115 929	49 794	1 664 424
	Singapura	24 480	174 508	85 275	417 522
	OTHERS	24 507	24 527	64 955	65 176
	Sub Total	10 991 008	53 694 171	31 106 617	147 310 930
Daging Ayam					
	Singapura	0	106 767	0	167 583
	OTHERS	0	0	0	0
	Sub Total	0	106 767	0	167 583
Garam					
	Australia	138 769 000	565 176 000	7 435 000	30 484 173
	India	8 506 537	106 896 537	276 567	4 791 172
	Cina	0	12 417 005	0	649 075
	Hongkong	0	3 800 000	0	206 575
	Selandia Baru	120 000	480 000	40 200	158 760
	OTHERS	42 968	252 586	34 926	156 598
	Sub Total	147 438 505	689 022 128	7 786 693	36 446 353
Mentega					
	Selandia Baru	892 066	4 811 816	4 101 618	21 807 991
	Australia	207 268	777 537	835 498	2 939 356
	Belgia	209 625	452 104	1 038 852	2 211 046
	Belanda	18 000	462 200	70 110	1 715 467
	Perancis	40 490	182 475	230 658	1 040 060
	OTHERS	6 639	267 745	23 234	953 578
	Sub Total	1 374 088	6 953 877	6 299 970	30 667 498

https://www.bps.go.id

I.7 IMPOR KOMODITI TERTENTU MENURUT NEGARA ASAL UTAMA
CERTAIN COMMODITIES IMPORT BY MAIN COUNTRY OF ORIGIN
**** MEI / *MAY* 2009 ****

Komoditi *Commodity*	Negara Asal *Country of Origin*	Berat Bersih / *Net Weight (Kg)* Bulan ini *Current month*	Kumulatif *Cum. Jan to date*	Nilai CIF / *CIF Value (US$)* Bulan ini *Current month*	Kumulatif *Cum. Jan to date*
Minyak Goreng					
	Malaysia	16 261 319	34 014 989	13 705 207	29 395 595
	Thailand	2 001 904	4 786 253	1 761 676	4 208 442
	Singapura	52 216	382 250	88 360	573 189
	Amerika Serikat	38 110	138 815	48 380	200 874
	Korea Selatan	16 154	96 488	23 770	182 776
	OTHERS	7 323	57 188	17 707	140 665
	Sub Total	18 377 026	39 475 983	15 645 100	34 701 541
Susu					
	Selandia Baru	3 415 723	23 357 498	18 587 501	88 216 687
	Australia	1 707 999	12 831 668	5 601 113	40 236 732
	Amerika Serikat	4 763 301	10 882 253	12 690 647	29 012 365
	Perancis	1 006 594	6 245 583	2 846 862	18 283 199
	Belanda	1 382 100	6 319 294	4 033 958	17 086 357
	OTHERS	3 502 523	16 700 420	10 379 943	60 946 555
	Sub Total	15 778 240	76 336 716	54 140 024	253 781 895
Bawang Merah					
	Thailand	2 848 588	17 389 650	1 454 072	8 145 076
	Viet Nam	28 000	18 715 700	11 566	8 113 579
	India	1 659 000	5 992 740	494 611	2 161 540
	Philipina	1 698 900	4 736 540	766 862	2 022 444
	Malaysia	297 312	1 527 365	253 642	1 107 506
	OTHERS	0	428 595	0	188 928
	Sub Total	6 531 800	48 790 590	2 980 753	21 739 073
Bawang putih					
	Cina	18 906 848	141 419 558	11 339 405	81 831 511
	Malaysia	152 049	753 374	130 593	471 335
	India	763 300	792 300	393 751	405 496
	Thailand	39 989	364 488	24 048	155 902
	Korea Selatan	0	397	0	806
	OTHERS	0	0	0	0
	Sub Total	19 862 186	143 330 117	11 887 797	82 865 050
Kelapa					
	Thailand	33 428	1 281 856	25 270	848 675
	India	15 876	79 380	83 300	415 100
	Viet Nam	15 876	79 380	66 500	328 325
	Philipina	12 247	36 853	17 550	54 373
	Singapura	58	861	117	1 299
	OTHERS	696	1 402	954	2 128
	Sub Total	78 181	1 479 732	193 691	1 649 900

https://www.bps.go.id

I.7 IMPOR KOMODITI TERTENTU MENURUT NEGARA ASAL UTAMA
CERTAIN COMMODITIES IMPORT BY MAIN COUNTRY OF ORIGIN
**** MEI / *MAY* 2009 ****

Komoditi *Commodity*	Negara Asal *Country of Origin*	Berat Bersih / *Net Weight (Kg)* Bulan ini *Current month*	Kumulatif *Cum. Jan to date*	Nilai CIF / *CIF Value (US$)* Bulan ini *Current month*	Kumulatif *Cum. Jan to date*
Kelapa Sawit					
	Malaysia	628	1 048	113 168	189 764
	Thailand	258	1 284	31 155	155 775
	Papua Nugini	551	1 052	75 058	149 992
	Inggris	0	80	0	13 378
	East Timor	14 000	14 000	2 954	2 954
	OTHERS	0	0	0	0
	Sub Total	15 437	17 464	222 335	511 863
Lada					
	Viet Nam	442 424	2 264 852	209 738	865 280
	Singapura	0	8 547	0	59 418
	Amerika Serikat	0	2 160	0	32 474
	Belanda	0	2 713	0	16 922
	Cina	0	19 003	0	7 613
	OTHERS	525	1 523	1 842	5 074
	Sub Total	442 949	2 298 798	211 580	986 781
Teh					
	Kenya	91 769	833 380	276 549	2 562 450
	Viet Nam	555 810	1 627 571	598 299	1 691 264
	Srilanka	29 779	142 081	112 081	678 184
	Cina	104 910	411 542	277 924	676 742
	Argentina	209 200	298 800	223 136	331 136
	OTHERS	47 716	313 552	135 954	895 001
	Sub Total	1 039 184	3 626 926	1 623 943	6 834 777
Kopi					
	Viet Nam	671 760	14 091 007	1 053 934	19 362 977
	Brazil	0	501 127	0	1 711 440
	India	7 950	360 750	40 943	603 621
	Amerika Serikat	16 162	114 430	79 877	551 538
	Italia	457	35 947	12 434	508 125
	OTHERS	90 825	697 373	220 138	1 264 008
	Sub Total	787 154	15 800 634	1 407 326	24 001 709
Cengkeh					
	Singapura	9 981	30 878	48 158	144 739
	OTHERS	0	0	0	0
	Sub Total	9 981	30 878	48 158	144 739
Kakao					
	Ghana	450 000	3 700 000	1 615 361	14 890 124
	Pantai Gading	1 556 386	4 074 162	5 361 413	14 200 523
	Papua Nugini	1 082 550	3 187 343	3 785 317	11 286 424
	Kamerun	0	1 099 813	0	4 213 340
	SOLOMON ISLANDS	299 997	1 034 997	978 273	3 557 773
	OTHERS	12 500	487 184	41 250	1 436 349

https://www.bps.go.id

I.7 IMPOR KOMODITI TERTENTU MENURUT NEGARA ASAL UTAMA
CERTAIN COMMODITIES IMPORT BY MAIN COUNTRY OF ORIGIN
**** MEI / *MAY* 2009 ****

Komoditi *Commodity*	Negara Asal *Country of Origin*	Berat Bersih / *Net Weight (Kg)* Bulan ini *Current month*	Kumulatif *Cum. Jan to date*	Nilai CIF / *CIF Value (US$)* Bulan ini *Current month*	Kumulatif *Cum. Jan to date*
	Sub Total	3 401 433	13 583 499	11 781 614	49 584 533
Cabe (segar-dingin)					
	India	74 500	810 824	58 452	619 015
	Australia	125	1 488	412	4 130
	Selandia Baru	0	88	0	179
	OTHERS	0	0	0	0
	Sub Total	74 625	812 400	58 864	623 324
Cabe (kering-tumbuk)					
	India	739 409	4 052 224	618 094	3 519 252
	Cina	190 943	1 103 304	222 937	1 299 572
	Malaysia	322 917	1 623 069	272 901	1 058 484
	Thailand	400	16 385	4 301	56 837
	Jerman	0	7 944	0	42 093
	OTHERS	5 067	24 888	17 298	64 523
	Sub Total	1 258 736	6 827 814	1 135 531	6 040 761
Cabe (awet sementara)					
	India	0	25 222	0	16 141
	OTHERS	0	0	0	0
	Sub Total	0	25 222	0	16 141
Tembakau					
	Cina	297 000	7 729 039	1 623 600	48 952 236
	Turki	906 366	2 463 044	6 993 400	18 727 300
	Brazil	652 476	1 995 239	5 474 702	15 682 006
	Yunani	110 040	1 394 440	606 058	10 143 566
	Amerika Serikat	39 600	1 453 819	297 000	9 135 643
	OTHERS	707 505	4 434 733	7 486 946	31 627 481
	Sub Total	2 712 987	19 470 314	22 481 706	134 268 232
Ubi Kayu					
	Cina	0	11 452	0	9 932
	Malaysia	228	1 447	78	2 398
	OTHERS	0	0	0	0
	Sub Total	228	12 899	78	12 330

https://www.bps.go.id

K1. IMPOR KAWASAN BERIKAT / *BOUND ZONE IMPORT*
MENURUT GOLONGAN BARANG 2 DIJIT HS / *BY COMMODITY 2 DIGITS HS*
**** MEI / *MAY* 2010 ****

HS	Uraian Golongan Barang *Group Description*	Berat Bersih / *Net Weight (Kg)* Bulan ini *Current month*	 Kumulatif *Cum. Jan to date*	Nilai CIF / *CIF Value (US$)* Bulan ini *Current month*	 Kumulatif *Cum. Jan to date*
02	Meat and edible meat offal	2.000	2.020	9.700	9.921
03	Fish and crustaceans	1.303.325	6.788.406	2.144.079	11.604.320
04	Dairy products, bird's eggs, natural honey	1.469.720	5.022.825	2.068.072	7.268.883
05	Products of animal origin	71.892	140.718	1.731.212	3.033.285
06	Live trees and other plants	26	28	411	451
07	Edible vegetables and certain roots and tubers	2.021	2.120	12.789	13.538
08	Edible fruits and nuts	0	24.521	0	36.839
09	Coffee, tea, mate, and spices	708.924	7.632.800	1.134.717	10.038.995
10	Cereals	0	948	0	9.605
11	Products of the milling industry	15.948.095	136.956.158	7.048.862	56.040.641
12	Oil seeds and oleaginous fruits	197.682	818.525	451.659	2.780.600
13	Lac	13.708	40.781	46.994	142.601
14	Vegetable plaiting materials	285	80.694	777	32.187
15	Animal or vegetable oils/fats and their cleavage products	21.488.932	37.897.222	15.810.294	29.716.343
16	Preparations of meat/fish/crustaceans/mollucs or other aquatic inverte	59.596	250.136	231.398	801.944
17	Sugar and sugar confectionery	16.856.814	40.879.952	7.202.959	11.608.190
18	Cocoa and cocoa preparations	873	1.302	10.629	18.641
19	Preparations of cereals, flour, starch or milk	42.281	642.501	73.698	1.105.577
20	Preparations of vegetables, fruits, nuts or other part of plants	7.968	23.346	12.955	45.712
21	Miscellaneous edible preparations	2.827	5.452	25.232	59.036
22	Beverages, spirit, and vinegar	258.356	395.555	988.339	1.672.400
23	Residues and waste from the food industries	1.672	15.838	23.649	62.084
24	Tobacco and manufactured tobacco substitutes	2.040.855	9.219.578	19.435.061	80.043.440
25	Salts	110.126.142	314.750.200	7.242.422	26.659.753
26	Ores, slag, and ash	252.069	16.587.007	284.440	2.833.789
27	Mineral fuels, mineral oils and products of their distillation	585.048	42.681.025	1.633.173	32.998.765
28	Inorganic chemicals	13.572.658	95.313.692	12.679.349	65.125.560
29	Organic chemicals	17.193.785	76.271.378	18.615.508	101.267.950
30	Pharmaceutical products	3.523	89.290	29.113	552.727
31	Fertilizers	5.397	2.569.731	24.219	1.236.963
32	Tanning or dyeing extracts	2.397.065	12.222.039	10.670.366	48.850.290
33	Essential oils and resinoids	33.064	190.826	273.783	1.958.616
34	Soap, organic surfasce-active agents, washing, and lubricating prepara	839.175	4.185.508	2.850.130	14.162.927
35	Albuminoidal substances	3.012.794	20.701.587	4.602.237	22.914.074
36	Explosives	14.823	211.196	686.441	7.477.316
37	Photographic and cinematographic goods	151.707	721.236	214.203	1.449.014
38	Miscellaneous chemical products	2.723.150	12.877.928	10.314.980	43.633.908
39	Plastics and articles thereof	37.518.926	183.910.443	96.874.061	454.130.950
40	Rubber and articles thereof	7.009.750	61.483.089	23.079.034	125.048.048
41	Raw hides, skins, and leather	2.265.032	8.792.704	19.154.616	66.603.270
42	Articles of leather	63.968	253.463	824.027	3.368.987
43	Furskins and artificial fur	37.395	51.465	703.687	918.144
44	Wood and articles of wood	10.242.016	50.551.342	5.838.422	29.435.359
45	Cork and articles of cork	3.690	46.406	32.125	269.985
46	Manufactured of straw or other plaiting materials	2.875	7.033	144.958	184.238
47	Pulp of wood or of other fibrous cellulosic material	27.821.536	89.610.414	25.796.805	68.878.443
48	Paper and paperboard	8.169.231	46.499.728	21.210.499	96.420.271
49	Printed books, newspapers, pictures, and other products of printing in	105.589	503.272	878.937	3.608.308
50	Silk	19.380	77.889	182.083	859.839
51	Wool, fine or coarse animal hair	511.981	1.186.092	9.082.311	20.130.445
52	Cotton	23.767.433	79.926.019	98.655.377	377.632.490
53	Other vegetable textile fibres	14.089	469.931	121.515	4.246.544
54	Man-made filaments	8.313.625	27.605.336	62.227.648	214.042.773
55	Man-made staple fibres	9.061.337	32.127.839	37.779.833	130.420.807

https://www.bps.go.id

K1. IMPOR KAWASAN BERIKAT / *BOUND ZONE IMPORT*
MENURUT GOLONGAN BARANG 2 DIJIT HS / *BY COMMODITY 2 DIGITS HS*
**** MEI / *MAY* 2010 ****

HS	Uraian Golongan Barang *Group Description*	Berat Bersih / *Net Weight (Kg)* Bulan ini *Current month*	 Kumulatif *Cum. Jan to date*	Nilai CIF / *CIF Value (US$)* Bulan ini *Current month*	 Kumulatif *Cum. Jan to date*
56	Wadding, felt, and non-wovens	1.302.626	5.146.994	8.200.148	34.569.478
57	Carpets and other textile floor coverings	61.356	171.727	517.936	1.500.257
58	Special woven fabrics	1.568.993	6.286.570	20.166.860	78.939.463
59	Impregnated, coated, covered or laminated textile fabrics	1.669.663	7.368.060	15.163.585	62.136.068
60	Knitted or crocheted fabrics	8.895.965	35.788.323	73.092.278	293.765.969
61	Articles of apparel and clothing accessories, knitted or crocheted	154.176	962.677	1.731.293	8.724.111
62	Articles of apparel and clothing accessories, not knitted or crocheted	243.542	807.839	5.552.653	21.563.656
63	Other made up textile articles	261.454	1.111.614	2.346.206	8.942.066
64	Footwear, gaiters and the like	618.258	2.127.291	8.754.760	25.515.207
65	Headgear and parts thereof	64.796	198.911	479.131	1.980.064
66	Umbrellas, walking sticks, seat-sticks, whips, riding crops and parts	748	22.513	16.149	62.901
67	Prepared feathers and articles	19.181	58.191	664.237	4.117.979
68	Articles of stone, plaster, cement, asbestos, mica or similar material	351.835	2.123.336	2.310.915	9.880.046
69	Ceramic products	1.500.494	6.523.647	3.254.967	14.920.199
70	Glass and glassware	8.205.720	30.730.689	9.101.124	36.747.603
71	Natural and cultured pearls, precious/semi precious stones, and precio	44.788	167.670	6.125.113	26.973.088
72	Iron and steel	45.515.197	271.937.145	46.753.926	272.255.117
73	Articles of iro and steel	45.164.303	241.591.452	65.133.725	441.788.226
74	Cooper and articles thereof	11.195.590	38.468.241	83.525.689	279.320.952
75	Nickel and articles thereof	16.707	129.378	563.487	3.160.956
76	Aluminium and articles thereof	5.356.050	23.116.041	21.515.686	94.993.177
78	Lead and articles thereof	509.254	696.238	1.619.033	3.825.468
79	Zinc and articles thereof	906.130	3.477.672	2.185.278	12.000.609
80	Tin and articles thereof	76.350	275.172	1.776.271	4.665.918
81	Other base metal	68.759	362.775	1.991.167	10.125.489
82	Tools, implements, cutlery, spoon and forks, of base metal and parts t	150.944	1.353.817	2.899.126	19.722.808
83	Miscellaneous articles of base metal	1.713.808	8.106.023	9.837.083	46.589.741
84	Nuclear reactors, boilers, machinery and mechanical appliances	14.239.937	75.958.678	228.102.006	1.205.918.491
85	Electrical machinery and equipments	18.603.651	95.872.821	522.653.606	2.536.226.070
86	Railway and tramway locomotive, mechanical traffic, and all kinds	282.164	579.397	191.435	1.072.372
87	Vehicles other than railway/tramway, and parts and accessories thereof	4.645.127	29.481.299	47.868.527	253.197.756
88	Aircraft and its components	275.478	372.886	16.949.369	27.474.910
89	Ships, boat, and floating structures	137.717	10.346.936	965.971	22.850.360
90	Optical, photographic, cinematographic, measuring, checking, medical	560.689	3.861.333	29.112.693	185.488.052
91	Clocks and watches and parts thereof	4.921	17.521	94.134	478.794
92	Musical instruments	381.186	3.274.729	5.835.805	30.372.318
93	Arms and ammunition	218	1.927	10.839	19.205
94	Furnitures, bedding, mattress supports, cushions and stuffed furnishin	366.398	1.540.685	3.475.479	11.917.298
95	Toys, games and sports requisiters	38.788	183.228	837.191	5.261.383
96	Miscellaneous manufactured articles	890.395	3.585.510	13.658.889	43.869.680
97	Works of arts, collectors' piece and antiques	76	2.324	347	82.141
98	Vehicles in ckd and their components	1.836.899	6.775.540	24.416.414	87.720.686
	TOTAL IMPOR	**524.216.436**	**2.350.281.354**	**1.820.620.319**	**8.414.201.918**

https://www.bps.go.id

K2. IMPOR KAWASAN BERIKAT / *BOUND ZONE IMPORT*
MENURUT GOLONGAN BARANG SITC / *BY SITC COMMODITY GROUP*
**** MEI / *MAY* 2010 ****

SITC	Uraian Golongan Barang *Group Description*	Berat Bersih / *Net Weight (Kg)* Bulan ini *Current month*	Kumulatif *Cum. Jan to date*	Nilai CIF / *CIF Value (US$)* Bulan ini *Current month*	Kumulatif *Cum. Jan to date*
	A. By Commodity 1 Dijit SITC				
0	Food and Live Animals	20.470.147	61.423.876	12.976.602	43.022.164
1	Beverages and Tobacco	2.299.210	9.615.111	20.423.390	81.715.420
2	Crude Materials, Inedible	94.724.764	426.079.832	95.677.334	333.670.860
3	Mineral Fuels, Lubricants, etc.	585.039	42.376.471	1.633.114	32.782.731
4	Animal & Vegetable Oils/Fats	17.455.495	33.818.645	14.660.977	28.503.381
5	Chemicals	93.992.319	532.032.594	145.591.806	714.338.612
6	Manufactured Goods	247.513.025	988.541.842	582.670.417	2.538.560.285
7	Machinery and Transportation Equipments	40.018.299	219.481.697	839.353.952	4.126.117.433
8	Miscellaneous Manufactured Articles	7.129.375	36.803.313	104.048.703	497.267.969
9	Special Commodities and Transaction	28.763	107.973	3.584.024	18.223.063
	B. By Commodity 2 Dijit SITC				
01	Meat and meat preparations	21.788	79.050	52.002	116.386
02	Dairy product and eggs	3.139	8.994	20.555	75.182
03	Fish, crustaceans,molluscs and their preparations	1.343.133	6.961.512	2.333.175	12.299.799
04	Cereals and cereal preparations	34.663	419.027	67.540	761.760
05	Fruits and vegetables	18.511	117.578	43.372	210.825
06	Sugar, sugar preparations, and honey	18.323.395	45.899.033	9.250.476	18.852.439
07	Coffee, tea, cocoa, and spices	709.923	7.635.763	1.150.551	10.091.811
08	Feeding stuff for animals	1.672	15.838	23.649	62.084
09	Miscellaneous food preparations	13.923	287.081	35.282	551.878
11	Beverages	258.355	395.533	988.329	1.671.980
12	Tobacco and tobacco manufactured	2.040.855	9.219.578	19.435.061	80.043.440
21	Hides, skins and furskins	28.539	30.574	92.428	182.251
22	Oil seeds, nuts, and kernels	0	2.774	0	9.500
23	Crude rubber	6.296.312	31.319.824	14.076.844	64.709.017
24	Wood, lumber, and cork	5.686.393	23.684.021	2.509.745	10.805.153
25	Pulp and waste paper	27.821.536	89.610.414	25.796.805	68.878.443
26	Textile fibres and their waste	20.519.313	67.482.556	45.386.602	145.539.556
27	Crude fertilizers and crude minerals	29.759.822	154.389.129	3.727.986	19.517.708
28	Metalliferous ores and metal scraps	4.329.256	58.482.581	1.855.871	18.049.749
29	Crude animals and vegetable materials, nes	283.593	1.077.959	2.231.053	5.979.483
33	Petroleum and petroleum products	584.948	42.371.617	1.628.162	32.738.702
34	Gas; natural and manufactured	91	4.854	4.952	44.029
41	Animal oils and fats	0	77	0	917
42	Fixed vegetable oils/fats	17.369.025	33.489.939	14.498.488	27.998.840
43	Animal vegetable oils/fats	86.470	328.629	162.489	503.624
51	Organic chemicals	21.286.018	80.707.782	18.999.487	99.569.971
52	Inorganic chemicals	13.507.538	94.991.966	12.642.370	64.859.174
53	Dyeing,tanning, and colouring materials	2.450.824	12.491.644	10.622.991	49.126.661
54	Medical and pharmaceutical products	7.562	169.313	1.115.497	5.483.769
55	Essential oils and perfumery materials	197.196	2.123.499	1.215.126	9.332.979
56	Manufactured fertilizers	2	2.561.972	588	1.184.305
57	Plastics in primary forms	32.030.082	156.583.461	62.339.168	282.535.844
58	Plastics in non-primary forms	2.667.327	11.824.882	14.902.336	69.750.211
59	Chemical materials and its products, nes	21.845.770	170.578.075	23.754.243	132.495.698
61	Leather, leather med, nes	2.244.389	8.797.910	19.168.486	66.928.051
62	Rubber manufactured, nes	670.058	29.870.740	8.719.976	58.592.580
63	Wood and cork manufactured	4.559.313	26.913.727	3.360.802	18.900.191
64	Paper, paperboard, and manufactured thereof	7.710.778	44.469.752	13.653.531	68.132.121
65	Textile yarns, fabrics, and their products	35.016.498	130.048.797	282.410.035	1.083.541.994
66	Non metalic minerals manufactured	90.749.004	201.298.071	18.022.471	67.619.052
67	Iron and steel	80.084.465	431.778.870	89.294.709	523.633.771
68	Non ferrous metals	17.405.489	62.326.770	109.616.274	376.926.452
69	Manufactured of metal, nes	9.073.031	53.037.205	38.424.133	274.286.073
71	Power generating machine and equipments	1.898.415	10.334.404	52.287.781	183.235.229

https://www.bps.go.id

K2. IMPOR KAWASAN BERIKAT / *BOUND ZONE IMPORT*
MENURUT GOLONGAN BARANG SITC / *BY SITC COMMODITY GROUP*
**** MEI / *MAY* 2010 ****

SITC	Uraian Golongan Barang *Group Description*	Berat Bersih / *Net Weight (Kg)* Bulan ini *Current month*	Kumulatif *Cum. Jan to date*	Nilai CIF / *CIF Value (US$)* Bulan ini *Current month*	Kumulatif *Cum. Jan to date*
72	Machinery specialized for particular industry	6.073.920	24.175.746	81.299.841	391.167.210
73	Metalworking machinery	606.511	2.893.257	7.449.824	37.960.525
74	General industrial machinery and equipments	5.160.967	36.486.176	57.526.806	413.111.788
75	Office machinery and automatic data processing	1.152.396	6.465.169	39.466.492	241.639.781
76	Telecommunication and reproducers apparatus	7.038.321	25.653.389	179.562.413	637.233.878
77	Electrical machinery and apparatus	10.989.697	66.146.754	333.381.830	1.835.712.151
78	Road vehicles	6.684.464	36.598.279	70.451.332	335.654.510
79	Other transportation equipments	413.608	10.728.523	17.927.633	50.402.361
81	Sanitary, plumbing, and fittings	203.968	1.053.004	1.947.099	6.058.309
82	Furniture	158.245	685.464	1.477.792	5.862.614
83	Traveling goods	45.549	192.492	596.458	2.552.946
84	Clothing	690.843	3.094.955	11.084.187	44.299.977
85	Footwear	618.258	2.127.291	8.754.760	25.515.207
87	Professional, scientific, and contractor instruments	476.225	3.401.274	12.928.161	72.406.674
88	Photographic apparatus, equipments and optics	254.039	1.214.225	7.899.018	51.898.754
89	Miscellaneous manufactured articles	4.682.248	25.034.608	59.361.228	288.673.488
96	Coin, not being legal tender	0	82	0	1.784
97	Gold; non monetary	28.763	107.891	3.584.024	18.221.279
	C. By Commodity 3 Dijit SITC				
011	Meat Of Bovine Animals Fresh, Chilled Or Frozen	0	20	0	221
012	Other Meat, Other Edible Meat Offal, Fresh, Chilled Or Frozen	2.000	2.000	9.700	9.700
017	Meat And Edible Meat Offal, Prepared Or Preserved	19.788	77.030	42.302	106.465
022	Milk,Cream, And Milk Products Other Than Butter Or Cheese	450	558	2.886	3.213
024	Cheese And Curds	2.689	3.186	17.669	21.421
025	Eggs, Birds, And Egg Yolks; Fresh, Dried Or Otherwise Preserved	0	5.250	0	50.548
034	Fish, Fresh, Chilled Or Frozen	1.224.504	6.094.136	1.563.868	6.915.813
035	Fish, Dried Salted Or In Brine; Smoked Fish	0	1.090	0	23.844
036	Crustaceans, Molluscs, And Aquatic Invertebrates	78.821	693.180	580.211	4.664.663
037	Fish, Crustaceans, Molluscs, And Other Aquatic Invertebrates; Prepared	39.808	173.106	189.096	695.479
041	Wheat And Meslin, Unmilled	0	948	0	9.605
046	Meal And Flour Of Wheat And Flour Of Meslin	0	3.365	0	57.220
047	Other Cereal Meals And Flours	5.125	28.039	12.015	74.115
048	Cereal Preparations And Preparations Of Flours/Starchs Of Fruit	29.538	386.675	55.525	620.820
054	Vegetables, Fresh, Chilled, Frozen Or Simply Preserved	2.021	2.102	12.789	13.520
056	Vegetables, Roots And Tubers, Prepared Or Preserved Nes	11.237	83.590	24.091	150.834
057	Fruit And Nut; Fresh Or Dried	0	24.521	0	36.839
058	Fruits, Preserved And Preparations	484	484	525	525
059	Fruit And Vegetable Juices	4.769	6.881	5.967	9.107
061	Sugar, Molasses, And Honey	18.323.392	45.899.030	9.250.474	18.852.437
062	Sugar Confectionery	3	3	2	2
071	Coffee And Coffee Substitutes	492.066	7.229.735	689.752	9.315.980
072	Cocoa	742	1.031	9.594	17.244
073	Chocolate And Other Food Preparations Containing Cocoa	131	271	1.035	1.397
074	Tea And Mate	199.045	361.638	223.910	385.465
075	Spices	17.939	43.088	226.260	371.725
081	Feeding Stuff For Animals	1.672	15.838	23.649	62.084
091	Margarine And Shortening	0	45.140	0	63.645
098	Edible Products And Preparations	13.923	241.941	35.282	488.233
111	Non-Alcoholic Beverages, Nes	35.209	48.672	19.855	61.068
112	Alcoholic Beverages	223.146	346.861	968.474	1.610.912
121	Tobacco, Unmanufactured And Refused	1.999.226	8.865.764	18.489.626	76.090.834
122	Tobacco, Manufactured	41.629	353.814	945.435	3.952.606
211	Hides And Skins, Raw	28.026	29.325	77.434	86.804
212	Furskins, Raw	513	1.249	14.994	95.447
223	Oil Seeds Use For Extraction Of Other Fixed Vegetable Oils	0	2.774	0	9.500
231	Natural Rubber Latex;Natural Rubber And Similar Natural Gums	532.252	5.559.061	1.271.736	11.887.877
232	Synthetic Rubber Latex, Synthetic/Reclaimed Rubber	5.764.060	25.760.763	12.805.108	52.821.140

https://www.bps.go.id

K2. IMPOR KAWASAN BERIKAT / *BOUND ZONE IMPORT*
MENURUT GOLONGAN BARANG SITC / *BY SITC COMMODITY GROUP*
**** MEI / *MAY* 2010 ****

SITC	Uraian Golongan Barang *Group Description*	Berat Bersih / *Net Weight (Kg)* Bulan ini *Current month*	Kumulatif *Cum. Jan to date*	Nilai CIF / *CIF Value (US$)* Bulan ini *Current month*	Kumulatif *Cum. Jan to date*
244	Cork,Natural,Raw And Waste	10	2.389	344	6.074
245	Fuel Wood And Wood Charcoal	3.533.681	13.596.187	761.949	3.120.956
246	Wood In Chips Or Particles And Waste	853	116.103	3.714	29.195
247	Wood In The Rough Or Roughly Squared	347.840	1.176.849	199.926	526.108
248	Wood,Simply Worked And Railway Sleeper Of Wood	1.804.009	8.792.493	1.543.812	7.122.820
251	Pulp And Waste Paper	27.821.536	89.610.414	25.796.805	68.878.443
261	Silk	0	1.923	0	9.703
263	Cotton	14.128.281	43.967.082	26.147.623	79.358.463
264	Jute And Other Textile Bast Fibres	0	150.424	0	182.918
265	Vegetable Textile Fibres,Raw Or Processed;Waste Of These Fibres	0	3.334	0	28.359
266	Synthetic Fibres Suitable For Spinning	3.075.918	11.662.855	7.873.775	27.582.685
267	Other Man-Made Fibres Suitable For Spinning And Waste	3.147.822	11.210.044	9.736.268	34.035.036
268	Wool And Other Animal Hair	163.729	408.033	1.602.449	3.754.266
269	Old Clothing And Other Old Textile Articles; Rags	3.563	78.861	26.487	588.126
272	Fertilizers, Crude	12.211	37.239	53.770	193.477
273	Stone, Sand And Gravel	22.054.801	67.546.557	1.169.005	4.296.437
274	Sulphur And Unroasted Iron Pyrites	3.127.277	52.676.698	843.352	7.281.623
277	Natural Abrasives	2.111.985	7.027.563	597.475	2.316.213
278	Other Crude Minerals	2.453.548	27.101.072	1.064.384	5.429.958
281	Iron Ore And Concentrates	3.216	16.009.142	6.605	1.343.950
282	Waste And Scrap Metal Of Iron/Steel	3.929.745	41.459.416	1.480.119	14.695.667
283	Copper Ores And Concentrates	456	23.537	3.500	197.345
284	Nickel Ores And Concentrates	10	309	864	4.494
285	Aluminium Ores And Concentrates	105.120	401.726	121.836	381.136
287	Ores And Concentrates Of Basemetals	203.354	411.691	125.237	368.353
288	Non-Ferrous Base Metal Waste And Scraps	87.335	144.680	107.295	149.516
289	Ores And Concentrates Of Precious Metals; Waste,Scraps	20	32.080	10.415	909.288
291	Crude Animal Materials	71.892	140.718	1.731.212	3.033.285
292	Crude Vegetable Materials	211.701	937.241	499.841	2.946.198
334	Petroleum Products, Refined	524.936	41.530.110	1.528.501	31.446.451
335	Residual Petroleum Products, And Related Materials	60.012	841.507	99.661	1.292.251
342	Liquefied Propane And Butane	0	2.648	0	7.388
343	Natural Gas, Liquefied Or Not	0	718	0	12.851
344	Petroleum Gases And Other Gas	0	1.251	0	15.930
345	Coal Gas, Water Gas And Similar Gas	91	237	4.952	7.860
411	Animal Oils And Fats	0	77	0	917
421	Fixed Vegetable Fats And Oils Soft,Crude,Refined Or Fractioned	364.534	2.288.205	427.191	2.824.262
422	Fixed Vegetable Fats And Oils Solid,Crude,Refined Or Fractioned	17.004.491	31.201.734	14.071.297	25.174.578
431	Animal And Vegetable Oil; Fat Processed And Their Wax	86.470	328.629	162.489	503.624
511	Hydrocarbon And Their Halogenated, Nitrated Derivatives	282.944	2.108.702	563.176	4.284.396
512	Alcohols,Phenols,Phenol-Alcohols And Their Halogenated	16.487.029	60.787.887	9.227.078	56.871.003
513	Carboxylic Acids,And Their Anhydrides,Halides,Peroxides	1.305.403	5.077.031	2.628.748	10.032.891
514	Nitrogen-Function Compounds	1.600.379	7.123.357	3.527.402	15.569.279
515	Organo-Inorganic And Heterocyclic Compounds	1.296.940	3.878.169	2.238.015	7.191.996
516	Other Organic Chemicals	313.323	1.732.636	815.068	5.620.406
522	Inorganic Chemical Elements, Oxides And Halogen Salts	10.376.323	59.494.547	10.131.527	49.721.334
523	Metallicsalts And Peroxysalts	3.006.326	34.641.931	1.851.056	12.343.252
524	Other Inorganic Chemicals;Chemical Compound Of Precious Metals	124.889	853.382	659.787	2.773.101
525	Radioactive And Associated Materials	0	2.106	0	21.487
531	Synthetic Organic; Colouring Matter	484.697	1.892.754	2.327.236	9.670.387
532	Dyeing/Tanning Extracts And Synthetic Tanning Materials	12.500	57.948	93.950	263.244
533	Pigments, Paints, Varnishes, And Related Materials	1.953.627	10.540.942	8.201.805	39.193.030
541	Medicinal And Pharmaceutical Products	6.956	166.673	1.114.218	5.203.781
542	Medicaments, Including Veterinary Medicaments	606	2.640	1.279	279.988
551	Essential Oils, Perfumes, And Flavour Materials	21.700	91.574	134.608	1.366.683
553	Perfumery, Cosmetics, And Toilet Preparations	11.364	99.252	139.175	591.933
554	Soap,Cleansing And Polishing Preparations	164.132	1.932.673	941.343	7.374.363
562	Fertilizers, Manufactured	2	2.561.972	588	1.184.305
571	Polymers Of Ethylene In Primary Forms	10.571.390	51.049.022	14.713.081	67.123.774

https://www.bps.go.id

K2. IMPOR KAWASAN BERIKAT / *BOUND ZONE IMPORT*
MENURUT GOLONGAN BARANG SITC / *BY SITC COMMODITY GROUP*
**** MEI / *MAY* 2010 ****

SITC	Uraian Golongan Barang *Group Description*	Berat Bersih / *Net Weight (Kg)* Bulan ini *Current month*	Kumulatif *Cum. Jan to date*	Nilai CIF / *CIF Value (US$)* Bulan ini *Current month*	Kumulatif *Cum. Jan to date*
572	Polimers Of Styrene In Primary Forms	6.995.682	30.807.781	14.026.798	62.196.480
573	Polimers Of Vinyl Chloride In Primary Forms	1.001.762	4.597.741	1.854.343	7.922.065
574	Poliacetals And Polycarbons In Primary Forms	2.515.954	10.527.901	8.675.235	37.142.140
575	Other Plastics In Primary Forms	10.904.440	59.480.135	23.063.739	108.132.588
579	Waste And Scrap Of Plastics	40.854	120.881	5.972	18.797
581	Tubes, Pipes, And Hoses Of Plastics	362.797	1.419.632	2.579.329	9.683.410
582	Plates, Sheets, And Film Of Plastics	2.278.163	10.301.964	12.083.933	59.085.553
583	Monofilament And Rod Of Plastics	26.367	103.286	239.074	981.248
591	Disinfectants, Insecticides, And Fungicides Put In Forms	6.680	261.084	59.972	1.224.291
592	Starches, Inulin, And Wheat Glutenal Buminoidal Subtances; Glues	18.944.964	157.335.100	11.580.654	77.592.549
593	Explosive And Pyrotechnic Products	14.691	210.533	685.847	7.468.996
597	Additive For Mineral Oils	704.164	2.264.674	2.074.803	7.255.545
598	Miscellaneous Chemical Products	2.175.271	10.506.485	9.352.967	38.949.019
599	#N/A	0	199	0	5.298
611	Leathers	2.237.006	8.763.379	19.077.182	66.516.466
612	Manufactures And Composition Leathers	7.383	34.531	91.304	411.585
621	Materials Of Rubber	247.409	27.520.755	2.153.961	27.822.552
625	Rubber Tyre,Tyre Cases,Tyre Treads,Inner Tubes, And Tyre Flaps	37.440	232.470	334.593	1.624.560
629	Articles Of Rubbers	385.209	2.117.515	6.231.422	29.145.468
633	Cork Manufactures	3.680	44.017	31.781	263.911
634	Veneers,Plywood,Improved/Reconstituted Wood Worked	4.359.567	25.402.718	2.013.755	10.049.338
635	Wood Manufactures	196.066	1.466.992	1.315.266	8.586.942
641	Papers And Paperboards	5.733.455	34.690.537	8.564.483	40.100.268
642	Paper And Paperboard Cut To Size/Shape And Article Of Papers	1.977.323	9.779.215	5.089.048	28.031.853
651	Textile Yarns	2.808.499	10.395.435	14.631.948	60.461.935
652	Cotton Fabrics, Woven	9.161.951	35.021.528	70.179.142	292.846.939
653	Fabrics, Woven, Of Man-Made Fibres	8.981.745	27.906.373	71.252.604	231.990.748
654	Textile Fabrics, Woven, Other Than Of Cotton Or Man-Made Fibres	376.892	1.245.229	7.693.117	21.810.330
655	Knitted Or Crochetted Fabrics	8.895.965	35.788.323	73.092.278	293.765.969
656	Tulle,Lace,Enbroidery,Ribbons,Trimmings And Other Small Wares	1.453.328	5.838.274	19.047.027	74.595.710
657	Special Yarns,Textile Fabrics	3.015.365	12.633.838	23.634.152	98.011.802
658	Made-Up Articles, Wholly/Chiefly Of Textile Materials	259.717	1.044.655	2.344.850	8.524.647
659	Floor Coverings	63.036	175.142	534.917	1.533.914
661	Lime,Cement And Fabricated Construction Materials	80.526.943	161.113.239	4.366.971	9.887.809
662	Clay And Refactory Construction Materials	1.609.046	6.759.919	2.557.773	12.222.945
663	Mineral Manufactures	464.309	2.859.519	2.208.317	10.289.076
664	Glass	8.118.062	30.283.320	8.356.248	31.965.708
665	Glassware	21.579	205.324	490.068	2.923.645
666	Pottery	9.008	61.871	16.557	85.272
667	Pearl, Precious And Semi Precious Stones	57	14.879	26.537	244.597
671	Pig Iron,Spiegeleisen,Sponge Iron, And Ferro-Alloys	419.609	2.854.889	802.885	5.059.597
672	Ingots And Other Iron/Steel In Primary Forms	3.393.389	18.107.994	4.525.875	23.884.323
673	Flat Rolled Products, Not Clad	16.290.019	91.476.605	14.048.149	75.278.262
674	Flat Rolled Products, Clad Or Plated	3.128.558	17.917.522	4.450.517	28.631.682
675	Flat Rolled Products And Alloy Steels	5.570.276	30.836.574	6.759.833	38.942.383
676	Iron/Steel Bars, Rods, Angels, Shaped And Sections	11.450.940	58.993.871	10.746.895	63.427.686
677	Rail/Railway And Tractor Construction Of Iron/Steel Materials	15.384	881.908	52.454	1.248.814
678	Wire Of Iron/Steel	1.375.901	10.591.735	3.994.634	22.757.983
679	Tubes, Pipes, Hollow Profile, Pipe Fitting Of Iron/Steel	38.440.389	200.117.772	43.913.467	264.403.041
681	Silver, Platinum, And Other Metal Of The Platinum Groups	3.340	14.938	1.636.653	5.476.253
682	Copper	11.076.833	37.936.092	82.558.010	272.442.506
683	Nickel	12.731	62.939	506.970	2.710.668
684	Alumunium	4.903.161	20.515.343	18.431.291	74.543.759
685	Lead	507.904	678.036	1.537.886	3.600.698
686	Zinc	820.311	2.822.987	1.979.824	6.979.932
687	Tin	74.484	265.637	1.721.222	4.392.205
689	Miscellaneous Non-Ferrous Basemetals Employed In Metallurgy	6.725	30.798	1.244.418	6.780.431
691	Structuctures And Parts Of Iron/Steel Or Aluminium	3.989.386	21.184.292	4.846.602	46.970.816
692	Metal Containers For Storage And Transportations	832.688	4.438.796	2.310.010	43.864.305

https://www.bps.go.id

K2. IMPOR KAWASAN BERIKAT / *BOUND ZONE IMPORT*
MENURUT GOLONGAN BARANG SITC / *BY SITC COMMODITY GROUP*
**** MEI / *MAY* 2010 ****

SITC	Uraian Golongan Barang *Group Description*	Berat Bersih / *Net Weight (Kg)* Bulan ini *Current month*	Kumulatif *Cum. Jan to date*	Nilai CIF / *CIF Value (US$)* Bulan ini *Current month*	Kumulatif *Cum. Jan to date*
693	Wire Products And Fencing Grills	390.620	4.696.572	1.979.904	15.895.468
694	Nails, Screws, Nuts, Bolts, Rivets Of Iron/Steel Or Copper	755.828	5.586.542	5.456.767	36.525.453
695	Tools For Used In The Hand Or In Machines	146.402	1.263.489	2.869.281	19.120.242
696	Cutlery	4.387	76.090	27.569	539.812
697	Household Equipment Of Base Metals	21.043	156.891	459.828	1.391.714
699	Manufactures Of Base Metals	2.932.677	15.634.533	20.474.172	109.978.263
711	Steam And Other Vapour Generating Boilers And Parts	59.186	1.182.645	456.486	6.117.287
712	Steam Or Other Generating Boilers And Parts	14.776	102.360	530.480	1.036.131
713	Internal Combustion Piston Engines And Parts	544.792	3.582.739	9.589.438	64.896.194
714	Engines And Motors, Non-Electric And Parts	118.372	245.879	4.100.718	21.561.922
716	Rotating Electric Plants And Parts	469.310	3.340.720	6.016.501	45.394.957
718	Other Power Generating Machines And Parts	691.979	1.880.061	31.594.158	44.228.738
721	Agricultural Machinery And Parts	1.430	87.357	9.250	888.067
722	Tractors	0	871	0	40.714
723	Civil Engineering And Contractor Plants And Equipments/Parts	855.433	5.058.311	4.437.536	44.703.872
724	Textile/Leather Machinery And Parts	1.889.413	4.700.242	16.150.764	45.860.086
725	Papermill/Pulpmill Machinery And Paper Cutting Machines	115.649	459.553	1.450.815	7.100.940
726	Printing/Book Binding Machinery And Parts	953.505	4.944.379	37.764.302	194.443.421
727	Food Processing Machines And Parts	36.266	710.186	781.261	13.316.725
728	Other Machines And Equipment Specialized For Particular Industry	2.222.224	8.214.847	20.705.913	84.813.385
731	Machine Tools By Removing Metal	429.562	1.349.209	3.860.617	14.890.789
733	Machine Tool For Working Metals	65.757	580.101	1.502.145	6.657.101
735	Parts Of Machine Tools	38.687	232.015	1.018.138	7.281.881
737	Metalworking Machinery And Parts	72.505	731.932	1.068.924	9.130.754
741	Heating And Cooling Equipments And Parts	871.120	4.568.283	6.225.070	37.778.788
742	Pumps For Liquid And Parts	154.776	2.328.874	2.582.657	30.436.702
743	Pumps, Compressors, Fans, Blowers, Centrifuges, And Parts	996.865	8.641.841	6.221.807	68.321.931
744	Mechanical Handling Equipments And Parts	785.323	7.599.023	6.174.231	58.389.009
745	Other Non-Electical Machinery, Tools, And Mechanical Apparatus	260.173	1.861.368	3.827.268	31.466.693
746	Ball Or Roller Bearings	287.634	1.438.416	3.920.307	17.986.949
747	Taps, Cocks, And Valves For Pipes	365.480	2.992.583	9.489.910	65.941.337
748	Transmission Shafts And Cranks	907.004	4.436.098	11.684.504	62.189.496
749	Non-Electric Parts And Accessories Of Machineries	532.592	2.619.690	7.401.052	40.600.883
751	Office Machines	91.381	863.129	3.575.385	35.888.255
752	Automatic Data Processing Machines And Their Units	704.382	2.685.840	13.736.345	41.399.075
759	Parts And Accessories For Machine Of Heading 751 Or 752	356.633	2.916.200	22.154.762	164.352.451
761	Television Receivers	2.573.172	7.989.541	49.846.177	186.110.348
762	Radio Broadcast Receivers	503	7.906	14.520	751.075
763	Sound Recorders Or Reproducers	6.679	37.064	634.080	1.895.383
764	Telecomunication Equipments And Parts	4.457.967	17.618.878	129.067.636	448.477.072
771	Electric Power Machinery And Parts	497.581	3.245.124	10.855.931	47.103.113
772	Electrical Apparatus For Making And Breaking Electrical Circuits	2.684.440	16.101.285	84.529.872	455.794.810
773	Equipment For Distributing Electricity	2.201.210	12.453.109	28.022.619	130.184.374
774	Electrical Apparatus For Medical Purposes And Radiological Apparatus	811	8.056	30.802	392.443
775	Household Type, Electrical/Non-Electrical Equipments	813.457	7.376.700	3.480.161	186.762.479
776	Thermionic, Cold Cathode, And Photo Cathode Valves/Tubes	2.398.971	12.510.975	137.864.310	634.571.238
778	Electrical Machinery And Apparatus	2.393.227	14.451.505	68.598.135	380.903.694
781	Passengger Motor Cars	1.315.094	6.015.804	16.499.097	64.740.405
782	Motor Vehicle For The Transportation Of Goods	482.373	2.222.750	4.516.547	17.412.064
783	Road Motor Vehicles	0	66.096	0	141.424
784	Parts And Accessories Of The Motor Vehicles	3.733.159	19.632.588	42.768.727	206.773.440
785	Motorcycles, Scooters, And Other Cycles Motorized/Non Motorized	812.648	6.566.614	5.904.851	40.451.237
786	Trailers And Other Vehicles, Not Motorized	341.190	2.094.427	762.110	6.135.940
791	Railway Vehicles And Associated Equipments	413	9.076	12.293	85.662
792	Aircraft And Associated Equipments And Parts	275.478	372.511	16.949.369	27.466.339
793	Ships, Boats, And Floating Structures	137.717	10.346.936	965.971	22.850.360
811	Prefabricated Buildings	121.330	609.464	692.636	3.104.232
812	Sanitary, Plumbing, Heating, And Lighting Fixtures/Fittings	7.870	231.939	97.220	667.911
813	Lighting Fixtures And Fittings	74.768	211.601	1.157.243	2.286.166

https://www.bps.go.id

K2. IMPOR KAWASAN BERIKAT / *BOUND ZONE IMPORT*
MENURUT GOLONGAN BARANG SITC / *BY SITC COMMODITY GROUP*
**** MEI / *MAY* 2010 ****

SITC	Uraian Golongan Barang *Group Description*	Berat Bersih / *Net Weight (Kg)* Bulan ini *Current month*	Kumulatif *Cum. Jan to date*	Nilai CIF / *CIF Value (US$)* Bulan ini *Current month*	Kumulatif *Cum. Jan to date*
821	Furnitures And Parts	158.245	685.464	1.477.792	5.862.614
831	Travel Goods	45.549	192.492	596.458	2.552.946
841	Men'S Coats/Jackets, Not Knitted	10.320	29.915	60.440	149.885
842	Women'S Coats/Jacket, Not Knitted	777	8.385	17.641	137.142
843	Men'S Coats/Jackets, Knitted	4.458	148.143	63.734	1.300.414
844	Women'S Coats/Jackets, Knitted	45	69.880	780	403.656
845	Articles Of Apparel	178.373	741.830	3.603.241	9.483.533
846	Clothing Accessories Of Textiles Fabrics	203.745	772.363	3.538.110	18.813.137
848	Articles Of Apparel And Clothing Accessories Of Other Than Textile Fab	293.125	1.324.439	3.800.241	14.012.210
851	Footwears	618.258	2.127.291	8.754.760	25.515.207
871	Optical Instrument And Apparatus	15.566	414.943	778.598	8.411.487
872	Medical Instruments And Appliances	64.786	762.926	1.286.738	8.856.825
873	Meters And Counters	95.248	693.845	1.567.828	7.473.750
874	Measuring, Checking, Analysing, And Controlling Instrument And Apparat	300.625	1.529.560	9.294.997	47.664.612
881	Photographic Apparatus And Equipments	14.644	74.699	991.921	7.961.257
882	Photographic And Chinematographic Supplies	151.693	721.070	212.667	1.432.892
883	Cinematograph Film, Exposed And Developed	14	166	1.536	16.122
884	Optical Goods	82.767	400.769	6.598.760	42.009.689
885	Watches And Clocks	4.921	17.521	94.134	478.794
891	Arms And Ammunitions	218	1.936	10.839	19.597
892	Printed Matter	564.042	2.533.248	8.435.905	31.896.458
893	Article Of Plastics	2.662.682	14.750.700	17.413.320	93.102.792
894	Baby Carriages, Toys, Games, And Sporting Goods	38.788	184.400	837.191	5.281.231
895	Office And Stationery Supplies	279.818	1.259.318	1.826.000	7.164.653
896	Works Of Art, Collectors Pieces And Antiques	76	2.324	347	82.141
897	Jewellery, Goldsmith, Silversmith Wares, And Other Articles	12.589	29.735	876.674	3.025.157
898	Musical Instrument And Parts/Accessories	435.955	3.476.105	7.827.937	40.296.164
899	Other Miscellaneous Manufactured Articles	688.080	2.796.842	22.133.015	107.805.295
961	Coin Not Being Legal Tender	0	82	0	1.784
971	Gold, Non-Monetary	28.763	107.891	3.584.024	18.221.279
	TOTAL IMPOR	**524.216.436**	**2.350.281.354**	**1.820.620.319**	**8.414.201.918**

https://www.bps.go.id

K3. IMPOR KAWASAN BERIKAT / *BOUND ZONE IMPORT*
MENURUT NEGARA ASAL / *BY COUNTRY OF ORIGIN*
**** MEI / *MAY* 2010 ****

Kode *Code*		Negara Asal *Country of Origin*	Berat Bersih / *Net Weight (Kg)* Bulan ini *Current month*	Kumulatif *Cum. Jan to date*	Nilai CIF / *CIF Value (US$)* Bulan ini *Current month*	Kumulatif *Cum. Jan to date*
111	JP	JAPAN	47.970.478	283.016.974	319.975.626	1.484.348.840
112	HK	HONG KONG	9.067.035	46.065.589	119.461.723	504.458.503
113	KP	KOREA, DEM. PEOPLE'S REP.	279	965	2.753	16.469
114	KR	KOREA, REPUBLIC OF	35.964.961	159.615.280	231.096.900	844.938.592
115	TW	TAIWAN	12.767.193	125.536.764	82.964.143	324.864.166
116	CN	CHINA	128.381.635	352.491.913	290.345.804	1.143.567.628
117	MN	MONGOLIA	0	780	0	28.459
118	MO	MACAU	151.832	567.096	747.417	2.722.197
120	PG	PAPUA NEW GUINEA	222.805	227.318	83.106	221.430
121	TH	THAILAND	59.198.247	247.434.473	87.239.101	328.891.409
122	SG	SINGAPORE	49.560.513	409.446.553	284.610.591	2.132.163.588
123	PH	PHILIPPINES	2.844.948	24.410.688	23.535.477	86.387.112
124	MY	MALAYSIA	43.400.332	186.254.867	70.277.964	342.491.836
125	MM	MYANMAR	6.967	135.347	85.759	618.703
126	KH	CAMBODIA	1.848	61.143	29.632	302.848
127	BN	BRUNEI DARUSSALAM	6.069	19.759	54.403	86.350
128	LA	LAO PEOPLE'S DEM. REP.	0	5	0	529
130	BT	BHUTAN	0	99	0	86.700
131	VN	VIET NAM	2.714.267	16.341.039	15.416.848	67.151.750
133	IN	INDIA	6.175.823	28.691.639	14.777.814	61.897.793
134	PK	PAKISTAN	210.498	2.190.450	1.497.966	8.480.350
135	BD	BANGLADESH	305.813	687.530	2.123.697	5.435.453
136	LK	SRI LANKA	27.014	224.827	131.064	1.112.918
142	IR	IRAN (ISLAMIC REPUBLIC OF)	5.226.929	8.433.496	1.531.478	3.184.019
143	SA	SAUDI ARABIA	8.505.637	34.484.698	8.061.914	37.327.240
144	IL	ISRAEL	201	298	52.146	138.787
145	KW	KUWAIT	520.376	12.671.791	478.594	13.220.216
146	JO	JORDAN	100.505	179.106	95.965	157.909
149	PN	PALESTINA	0	156	0	5.117
151	YE	YEMEN	1.412	1.412	7.019	7.019
154	TR	TURKEY	506.644	1.648.452	5.374.850	15.031.460
155	AE	UNITED ARAB EMIRATES	823.425	3.956.118	576.685	4.972.229
156	QA	QATAR	638.864	1.128.918	1.392.781	2.103.007
157	BH	BAHRAIN	22.533	199.673	47.029	362.068
158	CY	CYPRUS	48.000	167.633	32.562	109.053
211	EG	EGYPT	3.674.880	28.089.839	846.583	5.718.591
213	MA	MOROCCO	4.968	25.438	35.196	74.379
214	TN	TUNISIA	57	68	563	1.028
216	SD	SUDAN	1.112	58.805	5.337	131.052
219	NA	NAMIBIA	0	24.867	0	68.152
222	TZ	TANZANIA, UNITED REP. OF	0	1.518.067	0	2.538.648
225	KE	KENYA	196.716	692.508	448.043	1.095.419
227	MZ	MOZAMBIQUE	0	3	0	153
230	TG	TOGO	802.902	802.905	1.382.172	1.382.199
231	GH	GHANA	0	53.750	0	75.145
232	LR	LIBERIA	0	420	0	3.153
234	AO	ANGOLA	0	240.000	0	1.040.400
236	CM	CAMEROON	239	98.615	1.716	145.465
238	SL	SIERRA LEONE	0	4	0	76
239	GA	GABON	0	18.369	0	41.587
240	CI	COTE D'IVOIRE	176.340	176.340	331.870	331.870
241	SN	SENEGAL	55	105	1.494	47.243
242	MR	MAURITANIA	45	4.575	302	8.335
243	ML	MALI	162.000	360.000	131.220	291.600

https://www.bps.go.id

K3. IMPOR KAWASAN BERIKAT / *BOUND ZONE IMPORT*
MENURUT NEGARA ASAL / *BY COUNTRY OF ORIGIN*
**** MEI / *MAY* 2010 ****

Kode *Code*		Negara Asal *Country of Origin*	Berat Bersih / *Net Weight (Kg)* Bulan ini *Current month*	Kumulatif *Cum. Jan to date*	Nilai CIF / *CIF Value (US$)* Bulan ini *Current month*	Kumulatif *Cum. Jan to date*
244	BJ	BENIN	0	299.619	0	521.826
245	BF	BURKINA FASO	541.368	1.391.639	911.263	2.360.751
248	VI	U.S. VIRGIN ISLANDS	0	4.235	0	45.942
251	UG	UGANDA	0	4	0	2
252	CF	CENTRAL AFRICAN REPUBLIC	0	200.000	0	345.769
253	NE	NIGER	4.645	19.397	114.897	325.888
256	SH	SAINT HELENA	0	1.203	0	5.382
260	SZ	SWAZILAND	1.278	2.909	84.106	261.298
261	ZA	SOUTH AFRICA	20.393.978	48.306.600	23.052.990	61.311.499
262	ZW	ZIMBABWE	156.100	789.700	989.979	6.411.219
263	ZM	ZAMBIA	0	200.277	0	275.956
267	MU	MAURITIUS	0	1.379	0	38.966
298	VG	VIRGIN ISLANDS (BRITISH)	35.211	166.047	258.118	1.183.960
311	AU	AUSTRALIA	25.020.438	53.181.227	37.486.130	89.400.487
312	NZ	NEW ZEALAND	3.009.308	14.285.780	1.375.545	6.671.991
322	NC	NEW CALEDONIA	0	69	0	2.398
328	IO	BRITISH INDIAN OCEAN TERRITORY	1	1	52	52
329	ON	OTH.OCEANIA	193.011	193.020	332.750	332.946
331	AS	AMERICAN SAMOA	313.371	1.169.481	222.496	1.151.711
332	CK	COOK ISLANDS	0	74.488	0	398.419
333	FJ	FIJI	18.545	19.226	11.587	48.297
334	KI	KIRIBATI	0	1.200.021	0	1.079.700
335	MH	MARSHALL ISLANDS	2	2	37	37
336	WS	SAMOA	318	1.800	8.456	28.215
337	SB	SOLOMON ISLANDS	64	64	947	947
339	TV	TUVALU	0	7.997	0	9.596
343	TK	TOKELAU	0	580	0	12.512
411	US	UNITED STATES	12.344.746	50.031.956	45.372.181	227.629.429
412	CA	CANADA	1.631.067	3.111.683	4.168.241	9.348.139
421	MX	MEXICO	92.789	433.034	718.899	1.893.143
422	GT	GUATEMALA	0	570	0	2.730
424	NI	NICARAGUA	239	239	558	558
425	PA	PANAMA	0	164.897	0	127.914
426	CU	CUBA	907	907	4.880	4.880
427	CB	CURACAO	0	5.149	0	33.475
428	SR	SURINAME	0	29.600	0	21.140
431	CL	CHILE	935	24.436.182	5.432	14.052.031
433	AR	ARGENTINA	38.966	1.050.590	64.767	4.403.957
434	BR	BRAZIL	7.441.707	21.798.490	16.316.661	47.443.417
435	CO	COLOMBIA	494.973	495.125	646.748	654.293
437	UY	URUGUAY	0	2.350	0	47.699
438	PY	PARAGUAY	46.864	1.277.154	38.428	1.510.854
442	PE	PERU	0	25.672	0	59.244
443	GY	GUYANA	0	10.795	0	49.295
445	BS	BAHAMAS	667	21.477	3.768	99.106
446	JM	JAMAICA	0	155	0	915
447	PR	PUERTO RICO	436	1.986	16.709	205.184
448	BZ	BELIZE	7.800	14.600	20.034	38.878
449	DO	DOMINICAN REPUBLIC	0	130	0	6.991
451	CR	COSTA RICA	6.216	87.558	104.233	225.013
454	AG	ANTIGUA AND BARBUDA	332	332	1.442	1.442
460	DM	DOMINICA	7.633	88.632	9.922	114.848
467	AN	NETHERLANDS ANTILLES	730	4.995	3.952	30.979
469	LC	SAINT LUCIA	573	2.202	14.308	53.502

https://www.bps.go.id

K3. IMPOR KAWASAN BERIKAT / *BOUND ZONE IMPORT*
MENURUT NEGARA ASAL / *BY COUNTRY OF ORIGIN*
**** MEI / *MAY* 2010 ****

Kode *Code*		Negara Asal *Country of Origin*	Berat Bersih / *Net Weight (Kg)* Bulan ini *Current month*	Kumulatif *Cum. Jan to date*	Nilai CIF / *CIF Value (US$)* Bulan ini *Current month*	Kumulatif *Cum. Jan to date*
511	GB	UNITED KINGDOM	756.662	26.612.888	6.712.113	28.179.427
512	NL	NETHERLANDS	3.398.812	8.254.662	7.310.414	33.291.218
513	FR	FRANCE	2.978.523	8.046.795	12.026.569	47.443.863
514	DE	GERMANY, FED. REP. OF	2.674.324	21.190.654	23.934.150	148.841.021
515	AT	AUSTRIA	190.275	1.498.498	7.184.817	55.614.920
516	BE	BELGIUM	1.171.275	9.587.812	4.162.538	18.342.289
517	CH	SWITZERLAND	1.202.188	2.460.225	2.489.800	12.135.769
518	LU	LUXEMBOURG	690.017	2.221.259	152.799	526.950
521	DK	DENMARK	29.851	235.147	171.251	1.942.310
522	NO	NORWAY	597.428	1.759.455	27.397.741	47.056.777
523	SE	SWEDEN	124.122	6.323.431	510.907	9.190.079
524	FI	FINLAND	962.639	2.880.680	2.306.002	6.766.609
525	IE	IRELAND	23.297	124.743	876.508	3.198.686
526	IT	ITALY	1.194.264	5.248.919	8.618.784	29.396.437
527	ES	SPAIN	2.321.281	3.733.051	4.154.431	9.076.557
528	PT	PORTUGAL	138.935	179.772	1.726.987	2.000.062
529	IS	ICELAND	300	300	4.774	4.774
531	GR	GREECE	670.805	1.024.912	1.591.030	3.412.974
532	VA	VATICAN CITY STATE	59	59	1.844	1.844
534	LI	LIECHTENSTEIN	0	181	0	6.561
540	CD	DEMOCRATIC REP. OF THE CONGO	0	397.379	0	1.802.514
542	HU	HUNGARY	5.108	148.020	342.141	2.083.052
543	PL	POLAND	44.769	355.473	323.277	1.865.635
544	RO	ROMANIA	9.841	142.514	133.926	1.017.648
545	BG	BULGARIA	71.862	368.323	384.260	1.625.297
548	AL	ALBANIA	0	8.225	0	245.000
549	AM	ARMENIA	15.551	15.551	35.745	35.745
550	AZ	AZERBAIJAN	0	297.766	0	634.923
553	KG	KYRGYZSTAN	5	266	35	3.129
555	TJ	TAJIKISTAN	0	1	0	3
557	UA	UKRAINE	11.678.443	40.665.809	8.464.626	26.805.106
558	UZ	UZBEKISTAN	202.039	202.039	354.105	354.105
560	LV	LATVIA	0	46.773	0	312.095
562	GE	GEORGIA	0	28.104	0	46.839
563	HR	CROATIA	0	309.354	0	236.457
564	BA	BOSNIA AND HERZEGOVINA	0	391	0	1.104
565	MT	MALTA	0	2.571	0	8.403
566	SK	SLOVAKIA	3.235	586.660	42.213	423.570
567	SI	SLOVENIA	50.678	51.040	60.883	80.455
568	CZ	CZECH REPUBLIC	15.767	96.080	816.575	4.166.855
572	RU	RUSSIA FEDERATION	796.466	2.104.820	675.251	5.853.792
		TOTAL IMPOR	**524.216.436**	**2.350.281.354**	**1.820.620.319**	**8.414.201.918**

https://www.bps.go.id

K4. IMPOR KAWASAN BERIKAT / *BOUND ZONE IMPORT*
MENURUT PROPINSI DAN PELABUHAN IMPOR / *BY PROVINCE AND PORT OF IMPORTATION*
**** MEI / *MAY* 2010 ****

	Kode *Code*	Propinsi / Pelabuhan Impor *Province / Port of Impotation*	Berat Bersih / *Net Weight (Kg)* Bulan ini *Current month*	Kumulatif *Cum. Jan to date*	Nilai CIF / *CIF Value (US$)* Bulan ini *Current month*	Kumulatif *Cum. Jan to date*
		NANGROE ACEH DARUSSALAM	**39**	**16.556**	**1.221**	**160.738**
111	IDTPK	TAPAKTUAN	39	16.556	1.221	160.738
		SUMATERA UTARA	**9.723.518**	**50.865.487**	**19.296.089**	**91.760.743**
144	IDBLW	BELAWAN	9.721.435	50.856.738	19.210.630	90.957.444
166	IDMES	MEDAN / POLONIA (U)	2.083	8.749	85.459	803.299
		RIAU	**48.201.135**	**214.868.587**	**25.361.378**	**102.918.445**
225	IDDUM	DUMAI	26.908.619	54.965.265	16.050.373	36.778.702
277	IDBUN	BUATAN	21.292.516	159.903.322	9.311.005	66.139.743
		KEPULAUAN RIAU	**189.739.261**	**803.550.155**	**389.016.988**	**2.943.406.784**
248	IDTBK	TANJUNG BALAI KARIMUN	3.400.954	22.981.899	5.572.634	45.494.427
250	IDTAN	TANJUNG UBAN	25.340	116.987	64.036	507.263
251	IDTPN	TANJUNG PINANG	14.400	681.220	650.542	2.018.273
257	IDBPD	BELAKANG PADANG	0	9	0	22.238
258	IDBTU	BATU AMPAR	46.265.167	317.254.109	181.444.512	1.475.376.267
262	IDTNJ	KIJANG (U)	0	793	0	2.529
265	IDSKP	SEKUPANG	11.888.693	72.044.405	120.151.149	810.446.536
267	IDKAB	KABIL/PANAU	128.076.186	389.907.155	54.403.738	399.779.835
271	IDBTH	HANG NADIM (U)	68.521	563.578	26.730.377	209.759.416
		DKI JAKARTA	**199.804.968**	**916.963.194**	**1.222.865.941**	**4.591.589.991**
431	IDTPP	TANJUNG PRIOK	195.855.921	847.412.051	933.520.043	3.632.807.570
432	IDKLB	KALIBARU	0	55.076.724	0	11.896.058
433	IDJKT	JAKARTA / PASAR IKAN	0	4.813	0	26.261
434	IDCGK	SOEKARNO-HATTA (U)	3.947.063	14.465.121	288.781.502	946.111.660
435	IDPSB	JKT./ POS PASAR BARU	0	123	0	3.721
436	IDHLP	HALIM PERDANA KUSUMA (U)	1.984	4.362	564.396	744.721
		BANTEN	**2.511.204**	**2.511.204**	**2.470.798**	**2.470.798**
461	IDMRK	MERAK	2.511.204	2.511.204	2.470.798	2.470.798
		JAWA BARAT	**2.566**	**3.935**	**136.835**	**205.274**
463	IDCBN	CIREBON/PENGGUNG (U)	0	12	0	727
466	IDBDO	HUSEIN SASTRANEGARA	31	1.340	1.449	68.257
468	IDBND	GEDE BAGE-BANDUNG (PTT)	2.535	2.583	135.386	136.290
		JAWA TENGAH	**24.406.315**	**101.499.395**	**80.610.634**	**338.200.594**
494	IDTES	TANJUNG EMAS	24.392.550	101.449.152	80.520.447	337.473.316
496	IDSRG	ACHMAD YANI (U)	6.579	36.416	66.079	477.919
497	IDSMR	SEMARANG (PTT)	0	2.342	0	10.845
498	IDSOC	JEBRES/ADI SUMARMO	7.186	11.485	24.108	238.514
		DI YOGYAKARTA	**0**	**139**	**0**	**3.436**
531	IDJOG	ADI SUCIPTO (U)	0	139	0	3.436
		JAWA TIMUR	**49.757.019**	**259.387.195**	**78.052.833**	**334.219.887**
563	IDTPE	TANJUNG PERAK	49.539.980	256.044.319	70.006.771	297.854.595
567	IDBJU	BANYUWANGI	0	1.444.976	0	1.286.950
587	IDSUB	JUANDA (U)-SURABAYA	120.579	486.493	7.539.927	30.001.193
588	IDSUR	SURABAYA (PTT)	96.460	1.411.407	506.135	5.077.149
		BALI	**70.411**	**156.398**	**2.807.602**	**8.374.398**
613	IDBOA	BENOA/LOLOAN	16.000	16.000	48.486	48.486
620	IDDPS	NGURAH RAI (U)	54.411	140.398	2.759.116	8.325.912
		KALIMANTAN BARAT	**0**	**6.523**	**0**	**9.929**
714	IDPON	PONTIANAK	0	6.523	0	9.929

https://www.bps.go.id

K4. IMPOR KAWASAN BERIKAT / *BOUND ZONE IMPORT*
MENURUT PROPINSI DAN PELABUHAN IMPOR / *BY PROVINCE AND PORT OF IMPORTATION*
**** MEI / *MAY* 2010 ****

	Kode *Code*	Propinsi / Pelabuhan Impor *Province / Port of Impotation*	Berat Bersih / *Net Weight (Kg)* Bulan ini *Current month*	Kumulatif *Cum. Jan to date*	Nilai CIF / *CIF Value (US$)* Bulan ini *Current month*	Kumulatif *Cum. Jan to date*
		SULAWESI UTARA	**0**	**452.586**	**0**	**880.901**
835	IDBIT	BITUNG	0	444.392	0	853.533
843	IDMDC	SAM RATULANGI (U)	0	8.194	0	27.368
		TOTAL IMPOR	**524.216.436**	**2.350.281.354**	**1.820.620.319**	**8.414.201.918**

https://www.bps.go.id