



Katalog: 8202002  
ISSN 2745-3995

**BULETIN  
STATISTIK PERDAGANGAN LUAR NEGERI**

# EKSPOR

Volume 19, Nomor 9, 2024

**MENURUT KELOMPOK  
KOMODITAS DAN NEGARA  
JULI 2024**



**BADAN PUSAT STATISTIK**



Katalog: 8202002

ISSN 2745-3995

**BULETIN  
STATISTIK PERDAGANGAN LUAR NEGERI**

**EKSPOR**

Volume 19, Nomor 9, 2024

<https://www.bps.go.id>

**MENURUT KELOMPOK  
KOMODITAS DAN NEGARA  
JULI 2024**



**BADAN PUSAT STATISTIK**

**Buletin Statistik Perdagangan Luar Negeri Ekspor Menurut Kelompok  
Komoditas dan Negara, Juli 2024  
Volume 19, Nomor 9, 2024**

**Katalog:** 8202002

**ISSN:** 2745-3995

**Nomor Publikasi:** 06100.24046

**Ukuran Buku:** 21 x 29,7 cm

**Jumlah Halaman:** xiv+277 halaman

**Penyusun Naskah:**

Direktorat Statistik Distribusi

**Penyunting:**

Direktorat Statistik Distribusi

**Pembuat Kover:**

Direktorat Diseminasi Statistik

**Penerbit:**

©Badan Pusat Statistik

**Sumber Ilustrasi:**

freepik.com, flaticon.com

**Dilarang mereproduksi dan/atau menggandakan sebagian atau seluruh isi buku ini untuk tujuan komersial tanpa izin tertulis dari Badan Pusat Statistik.**



## **Tim Penyusun**

Buletin Statistik Perdagangan Luar Negeri Ekspor Menurut Kelompok  
Komoditas dan Negara, Juli 2024  
Volume 19, Nomor 9, 2024

### **Pengarah**

Sarpono

### **Penanggung Jawab**

Mila Hertinmalyana

### **Penyunting**

Purwaningsih

### **Pengolah Data dan Penulis Naskah**

Fifi Nofrida • Desi Rizki Saputri • Noviana Esti Purwaningsih

### **Penata Letak**

Fifi Nofrida



## KATA PENGANTAR

---

Buletin Statistik Perdagangan Luar Negeri Ekspor yang diterbitkan secara bulanan oleh Badan Pusat Statistik (BPS), memuat data ekspor menurut sektor pertanian, industri pengolahan, pertambangan, dan lainnya, serta perkembangan ekspor Indonesia menurut negara tujuan. Data ekspor yang disajikan adalah data ekspor Juli 2024. Pada terbitan ini pengelompokan komoditas menurut sektor mengikuti struktur KBLI 2015.

Buletin Ekspor ini juga memuat penjelasan ringkas tentang perbandingan, pertumbuhan, dan peranan ekspor dari komoditas dominan atau signifikan. Diharapkan buletin ini dapat membantu para pengguna data, utamanya pengguna data ekspor dalam menyusun perencanaan dan kebijakan yang terkait dengan masalah ekspor atau perekonomian lainnya.

Kepada pengguna data diharapkan dapat memberikan saran dan kritik yang konstruktif guna perbaikan buletin ini untuk masa yang akan datang. Akhirnya, ucapan terima kasih disampaikan kepada semua pihak yang telah memungkinkan terbitnya buletin ini. Semoga bermanfaat.

Jakarta, September 2024

Plt. Kepala Badan Pusat Statistik



**Amalia Adininggar Widyasanti**



## **Daftar Isi**

### **Buletin Statistik Perdagangan Luar Negeri Ekspor Menurut Kelompok Komoditas dan Negara, Juli 2024**

Volume 19, Nomor 9, 2024

Halaman

Kata Pengantar .....	v
Daftar Isi.....	vii
Daftar Tabel .....	ix
Daftar Gambar .....	xi
Infografis.....	xiii
BAB I. Penjelasan .....	1
BAB II. Ringkasan .....	7
BAB III. Tabel-tabel.....	19
Daftar Pustaka .....	277

<https://www.bps.go.id>



## Daftar Tabel

Tabel 2.1 Ringkasan Ekspor Nonmigas Indonesia (juta US\$), Juli 2022–Juli 2024 .....	12
Tabel 2.2 Ekspor Utama Komoditas Nonmigas, Januari–Juli 2023 dan 2024.....	15
Tabel 2.3 Perkembangan Ekspor Migas dan Nonmigas Indonesia Menurut Negara Tujuan (juta US\$), Juli 2023 dan Juli 2024.....	16
Tabel 3.1 Ringkasan Perkembangan Ekspor Indonesia Januari–Juli 2024 .....	21
Tabel 3.2 Perkembangan Ekspor Komoditas Pertanian Januari–Juli 2024 .....	22
Tabel 3.3 Perkembangan Ekspor Komoditas Industri Pengolahan Januari–Juli 2024 .....	23
Tabel 3.4 Perkembangan Ekspor Komoditas Pertambangan Januari–Juli 2024 .....	28
Tabel 3.5 Perkembangan Ekspor Komoditas Lainnya Januari–Juli 2024 .....	29
Tabel 3.6 Perkembangan Ekspor Indonesia Menurut Komoditas dan Negara Tujuan Januari–Juli 2024.....	30





## Daftar Gambar

Gambar 2.1 Komposisi Nilai Ekspor Indonesia (%), Januari–Juli 2023 dan 2024 .....	9
Gambar 2.2 Perkembangan Nilai Ekspor Migas dan Nonmigas (juta US\$), Juli 2023–Juli 2024 .....	10
Gambar 2.3 Perkembangan Nilai Ekspor Komoditas Migas (juta US\$), Juli 2023–Juli 2024 .....	11
Gambar 2.4 Perkembangan Nilai Ekspor Komoditas Nonmigas (juta US\$), Juli 2023–Juli 2024 .....	11
Gambar 2.5 Ekspor Indonesia Menurut Negara Tujuan Utama (jutaUS\$), Juli 2023–Juli 2024 .....	17

<https://www.bps.go.id>



## EKSPOR MENURUT KOMODITI DAN NEGARA

**Ekspor Indonesia Januari-Juli 2024 : US\$147,33 miliar**

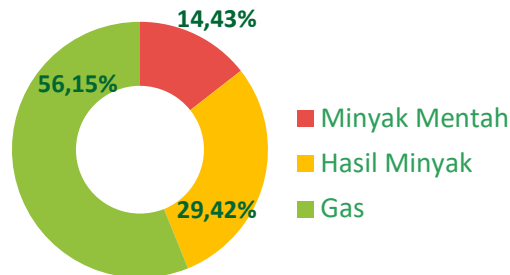
- ❖ Minyak bumi dan gas (migas) US\$9.323,0 juta
- ❖ Nonmigas US\$138.003,4 juta






### Migas:

- ❖ Minyak mentah US\$1.345,5 juta
- ❖ Hasil minyak US\$2.742,7 juta
- ❖ Gas US\$5.234,8 juta

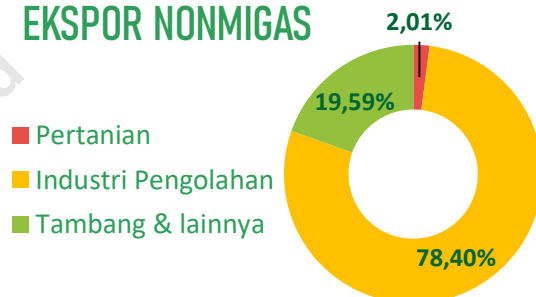
### EKSPOR MIGAS



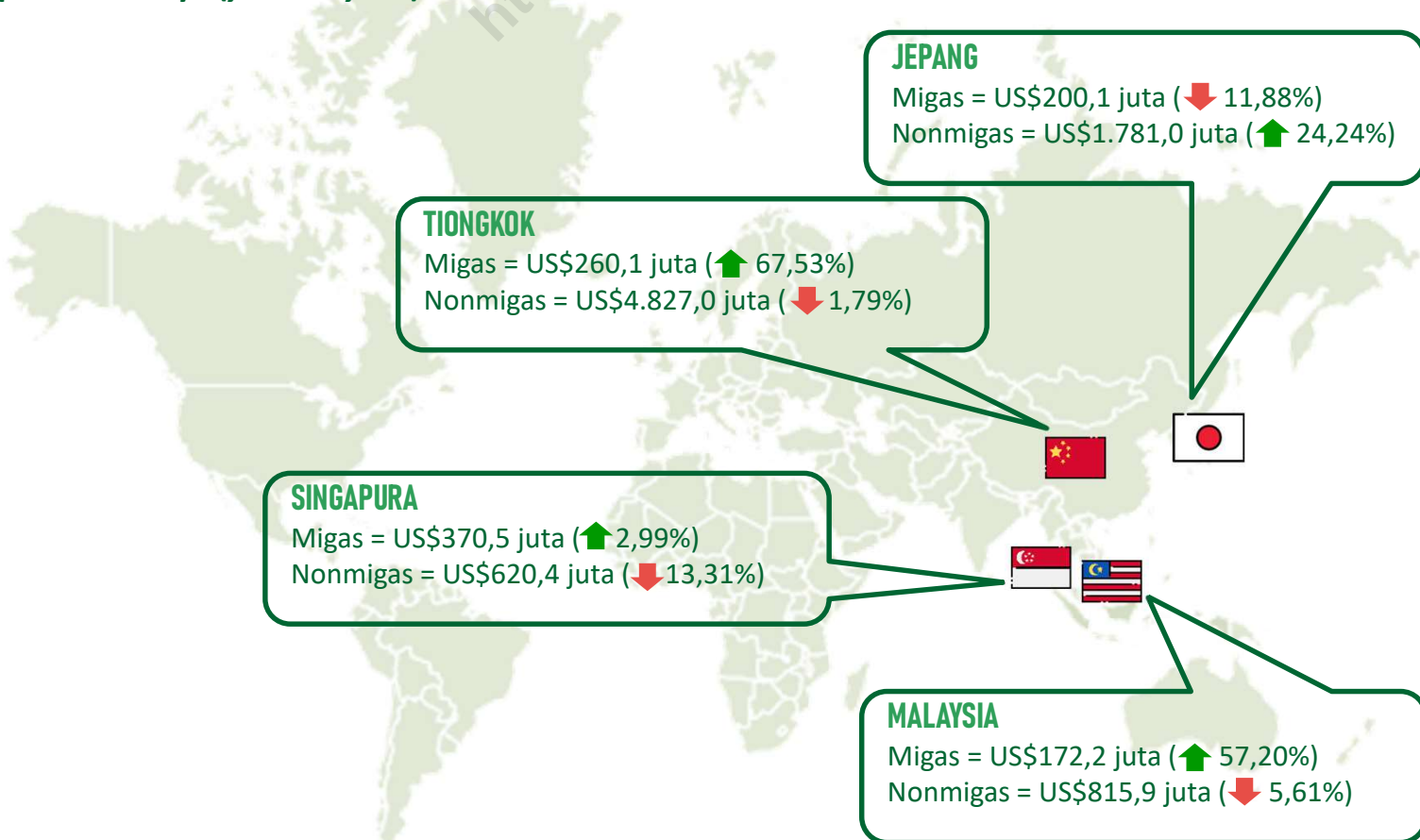
### Nonmigas:

- ❖ Pertanian US\$2.773,2 juta 
- ❖ Industri pengolahan US\$108.195,6 juta 
- ❖ Pertambangan dan lainnya US\$27.034,6 juta 

### EKSPOR NONMIGAS



**Ekspor migas dan nonmigas Indonesia ke beberapa negara di Asia pada Juli 2024 serta perubahannya (year on year)**





# **BAB I**

# **PENJELASAN**

<https://www.bps.go.id>



# **BAB I**

## **PENJELASAN**

### **1. PENDAHULUAN**

Penyajian buku publikasi Buletin Statistik Perdagangan Luar Negeri Ekspor menurut Komoditas dan Negara Juli 2024 terdiri dari :

- Bagian ulasan yang menjelaskan tentang ringkasan ekspor Indonesia dari sisi migas dan nonmigas, perkembangan nilai ekspor Indonesia (FOB), Tabel A. Ringkasan Ekspor Nonmigas Indonesia, Tabel B. Perkembangan Ekspor Migas dan Nonmigas Indonesia menurut Negara Tujuan, Tabel C. Ekspor Utama Komoditas Nonmigas.
- Bagian lampiran yang berisi Tabel 1. Ringkasan Perkembangan Ekspor Indonesia, Tabel 2. Perkembangan Ekspor Komoditas Pertanian, Tabel 3. Perkembangan Ekspor Komoditas Industri Pengolahan, Tabel 4. Perkembangan Ekspor Komoditas Pertambangan, Tabel 5. Perkembangan Ekspor Komoditas Lainnya dan Tabel 6. Perkembangan Ekspor Indonesia Menurut Komoditas dan Negara.

### **2. DAERAH PENCATATAN**

Daerah pencatatan statistik dalam publikasi ini meliputi seluruh wilayah Republik Indonesia.

### **3. SUMBER DATA**

Data ekspor dikumpulkan berdasarkan dokumen ekspor atau Pemberitahuan Ekspor Barang (PEB) yang diisi oleh eksportir dan telah diberikan ijin muat oleh Kantor Pelayanan Bea dan Cukai, selanjutnya dikirim ke Badan Pusat Statistik (BPS) dan Bank Indonesia (BI). Sejak tahun 2015, BPS juga mengumpulkan beberapa dokumen dari sumber data lainnya yaitu catatan instansi lain, PT. POS Indonesia, dan pendataan ekspor perbatasan laut.

#### **4. SISTEM PERDAGANGAN**

Pencatatan Statistik Perdagangan Luar Negeri menggunakan sistem perdagangan umum (*General Trade*) dimana pencatatan dilakukan dari dokumen PEB yang dimuat dari pelabuhan di seluruh wilayah Indonesia termasuk kawasan berikat.

#### **5. RUANG LINGKUP**

Pencatatan Statistik Ekspor meliputi seluruh barang yang keluar dari wilayah Republik Indonesia, baik yang bersifat komersial maupun bukan komersial seperti bantuan barang kredit lunak, hadiah dan sebagainya.

- a. Ekspor kapal laut dan pesawat udara termasuk dalam statistik ekspor sedangkan ekspor *bunker oil* untuk kapal tidak tercatat dalam publikasi ini.
- b. Barang-barang yang diolah di luar negeri tetap dicatat sebagai ekspor, meskipun hasil olahan barang tersebut akan kembali masuk ke wilayah Indonesia.
- c. Barang-barang berikut ini tidak termasuk dalam statistik ekspor, yaitu: pakaian dan barang-barang perhiasan penumpang, barang-barang yang dikirim untuk perwakilan Indonesia di luar negeri, barang-barang untuk ekspedisi dan ekshibisi/pameran, pembungkus/peti kemas untuk diisi di luar negeri, uang dan surat-surat berharga, barang-barang contoh dan barang-barang yang dikirim ke luar negeri untuk diperbaiki.

#### **6. SISTEM PENGOLAHAN**

Data dalam publikasi ini mencakup dokumen-dokumen ekspor periode pencatatan Juli 2024 yang diterima Badan Pusat Statistik, yang terdiri dari dokumen kepabeanan (PEB) dan dokumen dari sumber lainnya (Non-PEB).

#### **7. KLASIFIKASI KELOMPOK KOMODITAS**

Sejak tahun 2016, kelompok komoditas yang ditampilkan merupakan gabungan dari beberapa kode HS dengan pendekatan struktur KBLI 2015.

#### **8. PERIODE REFERENSI**

Periode penentuan ekspor adalah tanggal diberikannya izin muat barang tersebut oleh pejabat Kantor Pelayanan Bea dan Cukai setelah diadakan pemeriksaan seperlunya.



## **9. NILAI BARANG**

Nilai barang yang dicatat untuk Statistik Ekspor adalah nilai FOB (dolar AS).

## **10. SATUAN BARANG**

Sejak tahun 1975 ekspor disajikan dalam berat bersih (kg).

## **11. NEGARA TUJUAN**

Yang dimaksud dengan negara tujuan adalah negara tujuan akhir yang diketahui dimana barang tersebut akan dikonsumsi atau diperdagangkan.

## **12. TANDA-TANDA SIMBOL**

Data tidak ada atau nol : –

Data sangat kecil/mendekati 0 : ~0

<https://www.bps.go.id>



# **BAB II**

# **RINGKASAN**

<https://www.bps.go.id>

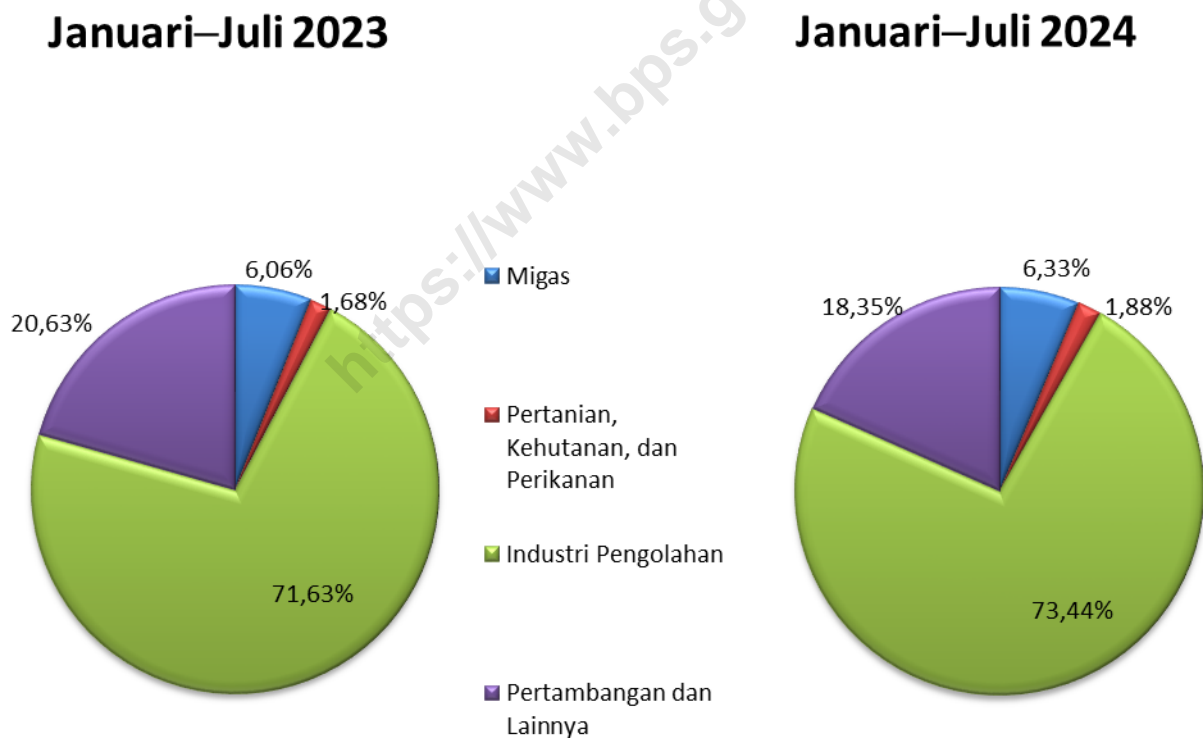


## BAB II

### RINGKASAN

Ekspor Indonesia selama Januari–Juli 2024 mencapai volume 413.408,6 ribu ton dengan nilai US\$147.326,4 juta, yang terdiri dari US\$9.323,0 juta hasil ekspor minyak bumi dan gas serta US\$138.003,4 juta hasil ekspor komoditas nonmigas.

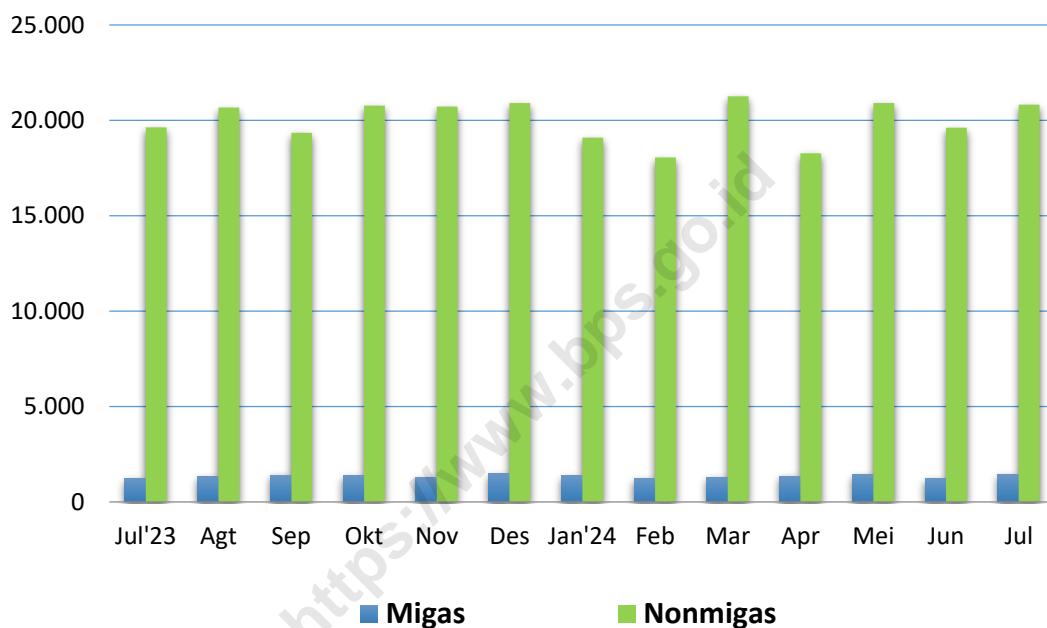
Dibandingkan periode yang sama tahun 2023, nilai ekspor tahun 2024 turun US\$2.175,1 juta. Penurunan ini karena adanya penurunan ekspor komoditas nonmigas senilai US\$2.431,6 juta, sedangkan ekspor komoditas migas naik senilai US\$256,5 juta. Pada Juli 2024 harga minyak mentah Indonesia US\$82,00 per barel, naik sebesar US\$6,94 per barel dibandingkan Juli 2023.



Sumber: Dokumen PEB dan Non-PEB, diolah

**Gambar 2.1** Komposisi Nilai Ekspor Indonesia (%), Januari–Juli 2023 dan 2024

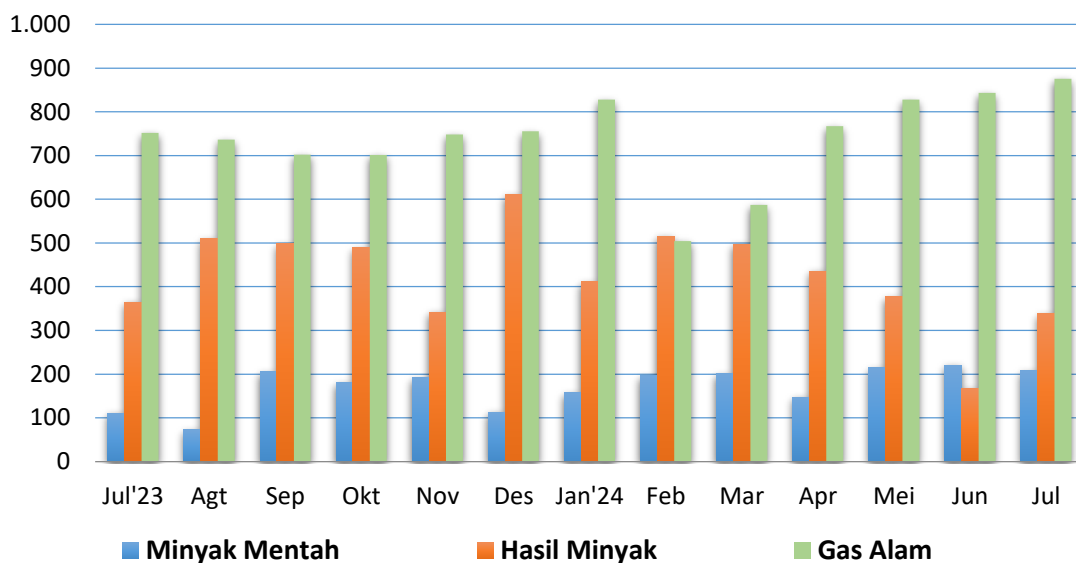
Gambar 2.1 menyajikan komposisi nilai ekspor selama Januari–Juli 2023 dan 2024. Perkembangan nilai ekspor dari Juli 2023 sampai dengan Juli 2024 disajikan pada Gambar 2.2, 2.3, dan 2.4. Nilai ekspor kelompok migas pada Januari–Juli 2023 sebesar US\$9.066,5 juta yang terdiri dari minyak mentah, hasil minyak dan gas masing-masing senilai US\$987,7 juta, US\$2.949,5 juta, dan US\$5.129,3 juta. Sedangkan pada Januari–Juli 2024 nilai ekspor untuk kelompok migas masing-masing sebesar US\$1.345,5 juta, US\$2.742,7 juta dan US\$5.234,8 juta.



Sumber: Dokumen PEB dan Non-PEB, diolah

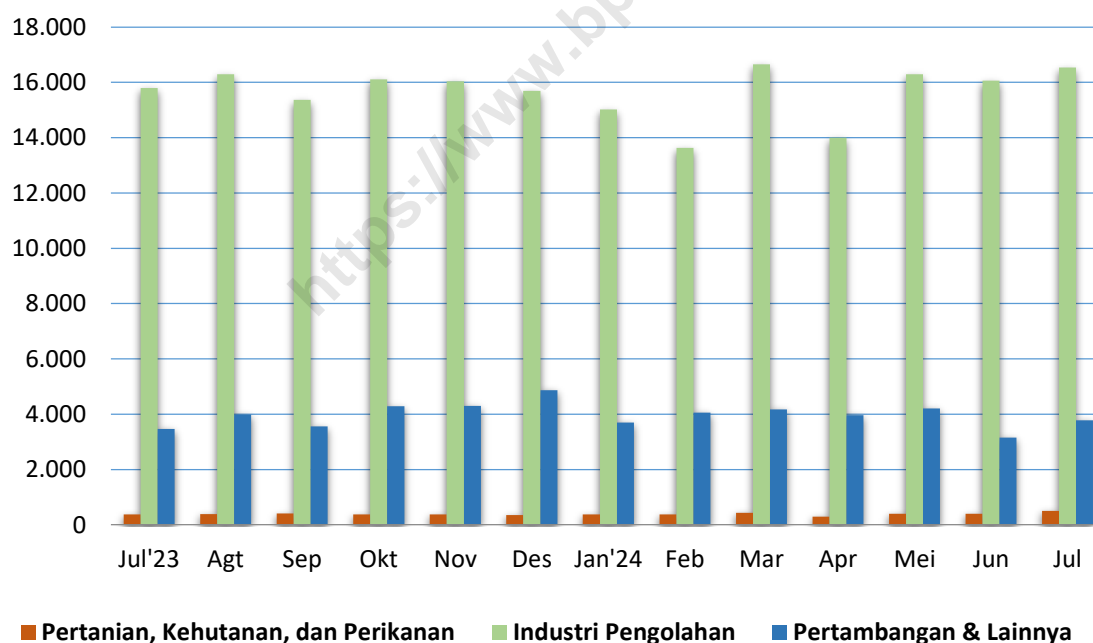
**Gambar 2.2 Perkembangan Nilai Ekspor Migas dan Nonmigas (juta US\$), Juli 2023–Juli 2024**

Nilai ekspor untuk kelompok nonmigas yang terdiri dari pertanian, kehutanan dan perikanan; industri pengolahan; serta pertambangan dan lainnya pada Januari–Juli 2023 masing-masing US\$2.506,5 juta, US\$107.083,8 juta, dan US\$30.844,7 juta. Sementara itu pada Januari–Juli 2024 nilai ekspor masing-masing kelompok nonmigas tersebut mencapai US\$2.773,2 juta, US\$108.195,6 juta, dan US\$27.034,6 juta.



Sumber: Dokumen PEB dan Non-PEB, diolah

**Gambar 2.3 Perkembangan Nilai Ekspor Komoditas Migas (juta US\$), Juli 2023–Juli 2024**



Sumber: Dokumen PEB dan Non-PEB, diolah

**Gambar 2.4 Perkembangan Nilai Ekspor Komoditas Nonmigas (juta US\$), Juli 2023–Juli 2024**

**Tabel 2.1 Ringkasan Ekspor Nonmigas Indonesia (juta US\$),  
Juli 2022–Juli 2024**

Tahun dan Bulan	Pertanian, Kehutanan, dan Perikanan	Industri Pengolahan	Pertambangan dan Lainnya	Total Nonmigas
[1]	[2]	[3]	[4]	[5]
<b>2022<sup>r</sup></b>				
Juli	385,6	17.414,0	6.386,3	24.185,8
Agustus	560,9	19.726,5	5.978,4	26.265,8
September	473,7	16.917,7	6.114,2	23.505,6
Oktober	475,3	16.963,2	6.001,5	23.440,0
November	418,4	16.619,6	5.919,2	22.957,2
Desember	369,4	16.423,2	5.532,3	22.324,9
<b>2023<sup>r</sup></b>				
Januari	373,5	15.622,7	4.836,5	20.832,8
Februari	337,3	15.410,1	4.385,8	20.133,2
Maret	377,4	16.512,4	5.185,9	22.075,7
April	292,3	12.954,5	4.774,9	18.021,7
Mei	390,2	15.570,1	4.437,6	20.397,9
Juni	358,6	15.220,2	3.760,5	19.339,3
Juli	377,2	15.793,8	3.463,5	19.634,5
Agustus	389,5	16.294,5	3.993,5	20.677,5
September	405,2	15.371,5	3.563,1	19.339,8
Oktober	372,6	16.113,4	4.288,1	20.774,1
November	371,8	16.041,5	4.300,4	20.713,7
Desember	355,2	15.691,7	4.865,5	20.912,3
<b>2024</b>				
Januari	374,8	15.025,2	3.696,5	19.096,5
Februari	371,1	13.630,7	4.055,0	18.056,8
Maret	432,3	16.657,8	4.163,5	21.253,6
April	300,2	14.000,4	3.965,1	18.265,7
Mei	400,2	16.291,6	4.213,5	20.905,3
Juni	394,6	16.058,6	3.158,1	19.611,3
Juli	500,2	16.540,1	3.774,1	20.814,4

Sumber: Dokumen PEB dan Non-PEB, diolah

Tabel 3.1 pada publikasi ini berisi ringkasan perkembangan ekspor Indonesia. Dari tabel ini terlihat bahwa perolehan ekspor nonmigas terbesar pada Januari–Juli 2024 berasal dari industri pengolahan dengan nilai US\$108.195,6 juta atau sekitar 73,44 persen dari total



ekspor. Demikian juga pada Januari–Juli 2023 perolehan ekspor terbesar juga berasal dari industri pengolahan dengan nilai US\$107.083,8 juta atau sekitar 71,63 persen dari total ekspor. Jika dibandingkan bulan yang sama tahun sebelumnya, industri pengolahan pada Januari–Juli 2024 mengalami peningkatan 1,04 persen.

Tabel 3.2 berisi perkembangan ekspor komoditas pertanian, kehutanan, dan perikanan. Pada Januari–Juli 2024, sepuluh komoditas andalan pertanian terbesar adalah kopi dengan nilai US\$628,5 juta (22,66 persen); sarang burung dengan nilai US\$326,2 juta (11,76 persen); tanaman tahunan lainnya dengan nilai US\$312,3 juta (11,26 persen); buah-buahan tahunan dengan nilai US\$275,8 juta (9,95 persen); tanaman obat, aromatik, dan rempah-rempah dengan nilai US\$235,8 juta (8,50 persen); cengkeh dengan nilai US\$135,5 juta (4,89 persen); rumput laut dan ganggang lainnya dengan nilai US\$108,6 juta (3,92 persen); sayur-sayuran dengan nilai US\$98,9 juta (3,57 persen); kepiting dengan nilai US\$74,3 juta (2,68 persen); dan ikan segar/dingin hasil tangkap dengan nilai US\$74,0 juta (2,67 persen).

Tabel 3.3 berisi perkembangan ekspor komoditas industri pengolahan. Pada Januari–Juli 2024, sepuluh komoditas andalan industri pengolahan adalah minyak kelapa sawit dengan nilai US\$11.934,8 juta (11,03 persen); logam dasar bukan besi dengan nilai US\$8.354,8 juta (7,72 persen); besi dan baja dengan nilai US\$7.806,6 juta (7,22 persen); nikel dengan nilai US\$4.274,9 juta (3,95 persen); pakaian jadi (konveksi) dari tekstil dengan nilai US\$3.955,9 juta (3,66 persen); kimia dasar organik yang bersumber dari hasil pertanian dengan nilai US\$3.837,9 juta (3,55 persen); kendaraan bermotor roda empat atau lebih dengan nilai US\$3.745,7 juta (3,46 persen); barang perhiasan dan barang berharga dengan nilai US\$3.670,9 juta (3,39 persen); sepatu olahraga dengan nilai US\$2.484,4 juta (2,30 persen); dan peralatan listrik lainnya dengan nilai US\$2.022,7 juta (1,87 persen).

Tabel 3.4 berisi perkembangan ekspor komoditas pertambangan dan Tabel 3.5 berisi perkembangan ekspor menurut komoditas lainnya seperti barang bukan logam daur ulang dan rongsokan kapal, serta Tabel 3.6 berisi perkembangan ekspor menurut komoditas dan negara tujuan. Pada Januari–Juli 2024, komoditas andalan sektor pertambangan adalah batu bara dengan nilai US\$17.661,5 juta (65,33 persen) dan bijih tembaga dengan nilai US\$4.878,8 juta (18,05 persen). Ekspor batu bara turun 18,48 persen dibanding periode yang sama tahun sebelumnya, sedangkan ekspor bijih tembaga naik 34,90 persen.

Secara garis besar perkembangan ekspor nonmigas selama ini lebih banyak bertumpu pada 15 komoditas utama (ringkasan disajikan pada Tabel 2.2 yang diurutkan menurut nilai ekspor nonmigas). Lima belas komoditas tersebut pada Januari–Juli 2024 menyumbang sekitar 59,78 persen dari ekspor nonmigas.

Nilai ekspor batu bara pada Januari–Juli 2024 turun US\$4.003,8 juta dari periode tahun sebelumnya, sehingga komoditas ini menyumbang sekitar 12,80 persen ekspor nonmigas nasional. Selanjutnya nilai ekspor minyak kelapa sawit berada pada posisi kedua, nilai ekspornya pada Januari–Juli 2024 turun US\$2.349,4 juta menjadi US\$11.934,8 juta.

Sama halnya dengan minyak kelapa sawit, pada Januari–Juli 2024 nilai ekspor logam dasar bukan besi menurun sebesar US\$688,8 juta atau 7,62 persen dibanding tahun sebelumnya. Nilai ekspor besi dan baja naik 7,31 persen, demikian juga bijih tembaga naik 34,90 persen.

Pada Januari–Juli 2024, nilai ekspor komoditas nikel mengalami peningkatan sekitar US\$245,6 juta (6,12 persen) dibanding periode tahun sebelumnya dan peranannya mencapai 3,10 persen terhadap total ekspor nonmigas. Nilai ekspor lignit turun US\$986,3 juta (19,48 persen) dibanding Januari–Juli 2023 dan peranannya mencapai 2,95 persen.

Nilai ekspor pakaian jadi (konveksi) dari tekstil pada Januari–Juli 2024 peranannya mencapai 2,87 persen dari keseluruhan ekspor nonmigas, sedangkan nilai ekspor kimia dasar organik yang bersumber dari hasil pertanian pada Januari–Juli 2024 peranannya mencapai 2,78 persen dari keseluruhan ekspor nonmigas.

Nilai ekspor kendaraan bermotor roda empat atau lebih turun US\$137,0 juta dibanding tahun sebelumnya dan peranannya mencapai 2,71 persen dari ekspor nonmigas, sedangkan nilai ekspor barang perhiasan dan barang berharga pada Januari–Juli 2024 naik 18,66 persen dibanding tahun lalu dan peranannya mencapai 2,66 persen. Nilai ekspor sepatu olahraga turun US\$38,6 juta dibanding tahun sebelumnya dan peranannya terhadap ekspor nonmigas adalah 1,80 persen. Nilai ekspor peralatan listrik lainnya turun US\$500,3 juta dan peranannya mencapai 1,47 persen. Nilai ekspor bubur kertas (pulp) turun US\$245,2 juta menjadi US\$1.912,6 juta, sedangkan nilai ekspor tembaga naik US\$824,4 juta menjadi US\$1.885,8 juta.

**Tabel 2.2 Ekspor Utama Komoditas Nonmigas, Januari—Juli 2023 dan 2024**

Komoditas	Nilai FOB (juta US\$)		Perubahan		% Peran 2024(Thd Nonmigas)
	2023	2024	Absolut	Persen	
(1)	(2)	(3)	(4)	(5)	(6)
Batu Bara	21.665,3	17.661,5	-4.003,8	-18,48	12,80
Minyak Kelapa Sawit	14.284,2	11.934,8	-2.349,4	-16,45	8,65
Logam Dasar Bukan Besi	9.043,6	8.354,8	-688,8	-7,62	6,05
Besi dan Baja	7.274,8	7.806,6	531,8	7,31	5,66
Bijih Tembaga	3.616,7	4.878,8	1.262,1	34,90	3,54
Nikel	4.028,3	4.274,9	246,6	6,12	3,10
Lignit	5.061,7	4.075,4	-986,3	-19,48	2,95
Pakaian Jadi (Konveksi) dari Tekstil	3.878,4	3.955,9	77,5	2,00	2,87
Kimia Dasar Organik yang Bersumber dari Hasil Pertanian	4.117,1	3.837,9	-279,2	-6,78	2,78
Kendaraan Bermotor Roda 4 atau Lebih	3.882,7	3.745,7	-137,0	-3,53	2,71
Barang Perhiasan dan Barang Berharga	3.093,7	3.670,9	577,2	18,66	2,66
Sepatu Olahraga	2.523,0	2.484,4	-38,6	-1,53	1,80
Peralatan Listrik Lainnya	2.523,0	2.022,7	-500,3	-19,83	1,47
Bubur Kertas/Pulp	2.157,8	1.912,6	-245,2	-11,36	1,39
Tembaga	1.061,4	1.885,8	824,4	77,67	1,37
<b>Total Komoditas Utama</b>	<b>88.211,7</b>	<b>82.502,6</b>	<b>-5.709,1</b>	<b>-6,47</b>	<b>59,78</b>

Sumber: Dokumen PEB dan Non-PEB, diolah

Menurut negara tujuan ekspor (Tabel 2.3), pada Juli 2024 ekspor migas yang ditujukan ke kawasan Asia Timur tercatat US\$654,1 juta, naik 20,57 persen jika dibandingkan tahun lalu. Hal ini sejalan dengan ekspor ke Tiongkok yang naik 67,53 persen, sedangkan ekspor ke Jepang turun 11,88 persen. Ekspor ke Asia Selatan dan Tenggara tercatat US\$739,8 juta, naik 11,48 persen dibanding tahun 2023 yang disebabkan oleh peningkatan ekspor ke Thailand dengan persentase peningkatan 84,54 persen dan peningkatan ekspor ke Singapura dengan persentase peningkatan 2,99 persen. Demikian juga ekspor ke Filipina dan Malaysia mengalami peningkatan dengan persentase peningkatan masing-masing sebesar 914,20 persen dan sebesar 57,20 persen.

**Tabel 2.3 Perkembangan Ekspor Migas dan Nonmigas Indonesia Menurut Negara Tujuan (juta US\$), Juli 2023 dan Juli 2024**

Kawasan Negara Tujuan Ekspor	Migas			Nonmigas		
	Juli 2023	Juli 2024	Perub (%)	Juli 2023	Juli 2024	Perub (%)
(1)	(2)	(3)	(4)	(5)	(6)	(7)
<b>Asia Timur</b>	<b>542,5</b>	<b>654,1</b>	<b>20,57</b>	<b>7.794,3</b>	<b>8.150,5</b>	<b>4,57</b>
- Jepang	227,1	200,1	-11,88	1.433,6	1.781,0	24,24
- Tiongkok	155,2	260,1	67,53	4.915,1	4.827,0	-1,79
<b>Asia Selatan &amp; Tenggara</b>	<b>663,6</b>	<b>739,8</b>	<b>11,48</b>	<b>6.032,3</b>	<b>5.902,8</b>	<b>-2,15</b>
- Thailand	105,0	193,9	84,54	472,6	466,5	-1,30
- Singapura	359,7	370,5	2,99	715,7	620,4	-13,31
- Filipina	0,2	2,1	914,20	830,6	925,4	11,42
- Malaysia	109,5	172,2	57,20	864,5	815,9	-5,61
<b>Asia Barat</b>	<b>0,2</b>	<b>0,2</b>	<b>18,19</b>	<b>770,3</b>	<b>1.012,6</b>	<b>31,45</b>
<b>Afrika</b>	<b>0,1</b>	<b>0,1</b>	<b>-28,11</b>	<b>519,2</b>	<b>448,9</b>	<b>-13,55</b>
<b>Australia &amp; Oseania</b>	<b>8,6</b>	<b>0,9</b>	<b>-89,27</b>	<b>305,1</b>	<b>580,6</b>	<b>90,32</b>
<b>Amerika Utara</b>	<b>~0</b>	<b>~0</b>	<b>44,08</b>	<b>2.136,8</b>	<b>2.286,1</b>	<b>6,98</b>
- Amerika Serikat	~0	~0	-99,91	2.034,1	2.158,7	6,13
<b>Amerika Tengah &amp; Selatan</b>	<b>11,6</b>	<b>6,5</b>	<b>-43,63</b>	<b>576,8</b>	<b>601,5</b>	<b>4,27</b>
<b>Eropa Barat</b>	<b>0,2</b>	<b>21,2</b>	<b>13.344,94</b>	<b>1.235,3</b>	<b>1.492,0</b>	<b>20,78</b>
<b>Eropa Timur</b>	<b>~0</b>	<b>0,1</b>	<b>130,68</b>	<b>264,4</b>	<b>339,4</b>	<b>28,37</b>
<b>Total Ekspor</b>	<b>1.226,8</b>	<b>1.422,9</b>	<b>15,98</b>	<b>19.634,5</b>	<b>20.814,4</b>	<b>6,01</b>

Sumber: Dokumen PEB dan Non-PEB, diolah

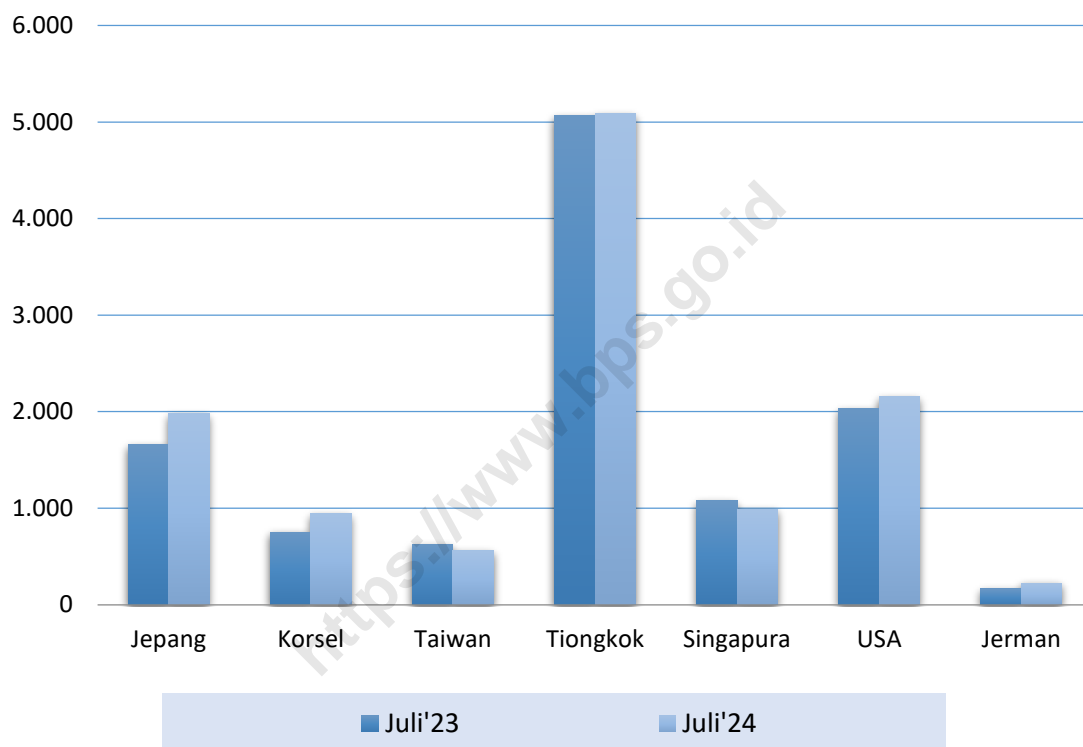
Dari Tabel 2.3 terlihat bahwa total ekspor migas pada Juli 2024 menunjukkan peningkatan 15,99 persen dan nilainya mencapai US\$1.422,9 juta. Pada kelompok nonmigas nilai ekspor Juli 2024 meningkat 6,01 persen dan nilai ekspornya menjadi US\$20.814,4 juta. Peningkatan nilai ekspor nonmigas terbesar terjadi ke Jepang yaitu US\$347,4 juta (24,24 persen).

Menurut kelompok negara ekonomi, nilai ekspor pada Januari–Juli 2024 ke kelompok negara APEC adalah yang terbesar dan mencapai US\$106.571,5 juta atau 72,34 persen dari total ekspor. Nilai ekspor ke ASEAN dan NAFTA berturut-turut US\$29.772,8 juta (20,21 persen) dan US\$16.446,1 juta (11,16 persen). Sementara nilai ekspor ke Uni Eropa US\$9.872,9 juta (6,70 persen) dan ke Timur Tengah US\$5.548,4 juta (3,77 persen).

Jika dibandingkan dengan Januari–Juli 2023, nilai ekspor ke negara-negara APEC selama Januari–Juli 2024 turun 1,93 persen. Penurunan ini terdiri dari penurunan ekspor ke

ASEAN 4,27 persen, Jepang turun 4,29 persen. Sementara itu ekspor ke NAFTA dan Korea Selatan naik masing-masing sebesar 7,44 persen dan 7,89 persen.

Nilai ekspor pada Juli 2024 ke tujuh negara tujuan utama yaitu Jepang, Korea Selatan, Taiwan, Tiongkok, Singapura, Amerika Serikat, dan Jerman mencapai US\$11.943,7 juta atau sekitar 53,71 persen dari total ekspor. Dibandingkan bulan yang sama tahun sebelumnya nilai ini naik US\$565,7 juta atau 4,97 persen.



Sumber: Dokumen PEB dan Non-PEB, diolah

### **Gambar 2.5 Ekspor Indonesia Menurut Negara Tujuan Utama (juta US\$), Juli 2023 dan Juli 2024**

Selain tujuh negara tujuan utama tersebut, beberapa negara tujuan lain yang membeli produk nasional di atas US\$100,0 juta pada Juli 2024 adalah Malaysia, Australia dan Vietnam. Nilai ekspor ke tiga negara tersebut berturut-turut US\$988,1 juta, US\$467,2 juta, dan US\$754,8 juta. Sedangkan negara tujuan ekspor dari kawasan Eropa diantaranya adalah Belanda dan Jerman dengan nilai ekspor masing-masing US\$372,9 juta dan

US\$224,0 juta. Perbandingan nilai ekspor Juli 2023 dan 2024 ke beberapa negara tujuan utama disajikan pada Gambar 2.5.

<https://www.bps.go.id>

# **BAB III**

# **TABEL-TABEL**

<https://www.bps.go.id>





**Tabel 3.1 Ringkasan Perkembangan Ekspor Indonesia,  
Januari–Juli 2023 dan 2024**

Komoditas	Berat Bersih (ribu ton)		Perub %	Nilai FOB (juta US\$)		Perub %
	Jan–Jul 2023	Jan–Jul 2024		Jan–Jul 2023	Jan–Jul 2024	
(1)	(2)	(3)	(4)	(5)	(6)	(7)
<b>Total Ekspor</b>	<b>394.678,9</b>	<b>413.408,6</b>	<b>4,75</b>	<b>149.501,5</b>	<b>147.326,4</b>	<b>-1,45</b>
<b>Migas</b>	<b>15.659,0</b>	<b>15.756,4</b>	<b>0,62</b>	<b>9.066,5</b>	<b>9.323,0</b>	<b>2,83</b>
Minyak Mentah	1.670,0	2.110,8	26,40	987,7	1.345,5	36,22
Hasil Minyak	4.994,1	4.548,8	-8,92	2.949,5	2.742,7	-7,01
Gas Alam	8.994,9	9.096,8	1,13	5.129,3	5.234,8	2,06
<b>Non-migas</b>	<b>379.019,9</b>	<b>397.652,2</b>	<b>4,92</b>	<b>140.435,0</b>	<b>138.003,4</b>	<b>-1,73</b>
Pertanian	4.197,9	3.802,2	-9,43	2.506,5	2.773,2	10,64
Industri Pengolahan	73.149,4	74.610,8	2,00	107.083,8	108.195,6	1,04
Pertambangan	301.593,8	319.144,3	5,82	30.639,7	26.801,8	-12,53
Lainnya	78,8	94,9	20,55	205,0	232,8	13,55

<https://www.bps.go.id>

**Tabel 3.2 Perkembangan Ekspor Komoditas Pertanian,  
Januari–Juli 2023 dan 2024**

Komoditas	Berat Bersih (ribu ton)		Perub %	Nilai FOB (juta US\$)		Perub %
	Jan–Jul 2023	Jan–Jul 2024		Jan–Jul 2023	Jan–Jul 2024	
(1)	(2)	(3)	(4)	(5)	(6)	(7)
<b>Total Pertanian</b>	<b>4.197.929,6</b>	<b>3.802.176,7</b>	<b>-9,43</b>	<b>2.506.525,7</b>	<b>2.773.249,4</b>	<b>10,64</b>
Pertanian Tanaman Semusim	160.397,8	119.515,0	-25,49	151.130,6	191.883,6	26,97
Sayur-Sayuran	40.376,9	51.117,2	26,60	55.332,4	98.906,9	78,75
Tembakau	4.859,5	4.995,6	2,80	42.601,5	58.816,4	38,06
Jagung	91.697,4	41.302,6	-54,96	28.924,1	11.806,5	-59,18
Tanaman Berserat	6.920,0	7.062,0	2,05	9.124,8	7.119,0	-21,98
Umbi-Umbian	9.285,9	7.129,5	-23,22	6.703,9	4.225,9	-36,96
Tanaman Semusim Lainnya	2.498,8	2.321,4	-7,10	2.416,0	2.243,0	-7,16
Biji-Bijian	3.238,7	4.234,1	30,73	2.060,0	4.152,4	101,58
Bunga	604,4	800,1	32,37	1.989,1	2.412,1	21,26
Bibit Bunga	0,7	0,4	-37,48	1.614,0	2.009,3	24,49
Buah-Buahan Semusim	915,5	552,2	-39,69	364,8	192,0	-47,36
Pertanian Tanaman Tahunan	3.810.191,5	3.446.666,9	-9,54	1.459.812,6	1.741.517,5	19,30
Kopi	160.566,4	122.244,4	-23,87	515.878,5	628.504,3	21,83
Tanaman Tahunan Lainnya	2.994.496,5	2.536.027,4	-15,31	354.735,2	312.287,5	-11,97
Buah-Buahan Tahunan	449.890,6	581.568,0	29,27	159.334,5	275.800,0	73,09
Tanaman Obat, Aromatik, dan Rempah- Rempah	170.889,3	156.939,2	-8,16	281.737,2	235.839,1	-16,29
Cengkeh	7.731,8	18.171,0	135,02	48.723,5	135.502,6	178,11
Lada Putih	7.517,4	10.618,3	41,25	40.655,1	58.178,2	43,10
Biji Kakao	10.110,0	9.335,4	-7,66	29.862,2	46.928,9	57,15
Lada Hitam	5.266,8	8.163,6	55,00	20.363,8	35.466,4	74,16
Lada Lainnya	1.320,0	3.225,7	144,38	5.849,6	12.587,2	115,18
Karet Alam	2.402,7	373,9	-84,44	2.672,9	423,4	-84,16
Pertanian Tanaman Hias dan Pengembangbiakan Tanaman	3.291,8	4.589,2	39,41	8.434,0	8.324,3	-1,30
Tanaman Hortikultura Lainnya	1.867,7	2.927,5	56,74	7.375,4	7.179,8	-2,65
Tanaman Hias	1.424,1	1.661,6	16,68	1.058,6	1.144,5	8,11
Peternakan	9.792,3	3.247,8	-66,83	379.907,2	333.058,6	-12,33
Sarung Burung	797,0	696,0	-12,67	354.361,4	326.176,8	-7,95
Babi	7.687,1	–	-100,00	20.668,1	–	-100,00
Ternak Lainnya	1.210,8	2.462,2	103,36	3.135,8	5.316,9	69,56
Reptil	97,4	89,5	-8,07	1.741,9	1.564,9	-10,16
Perburuan, Penangkapan dan Penangkaran Satwa Liar	8,2	0,4	-94,89	1.782,0	62,9	-96,47
Satwa Liar	8,2	0,4	-94,89	1.782,0	62,9	-96,47
Pengusahaan Hutan	2.403,0	1.850,9	-22,98	11.205,9	8.695,7	-22,40
Gaharu	767,2	540,1	-29,60	9.653,8	7.404,5	-23,30
Bambu	1.278,6	827,6	-35,27	972,5	563,0	-42,11
Hasil Hutan Lainnya	357,2	483,1	35,27	579,6	728,3	25,65
Penebangan dan Pemungutan Kayu	325,0	91,8	-71,75	1.013,2	895,5	-11,61
Kayu Lainnya	254,5	42,7	-83,21	940,9	849,8	-9,68
Kayu Bakar	70,5	49,1	-30,37	72,2	45,7	-36,71
Pemungutan Hasil Hutan Bukan Kayu	27.282,5	27.783,3	1,84	32.945,5	31.770,8	-3,57
Getah Karet dan Sejenisnya	25.821,8	24.768,0	-4,08	31.244,0	29.972,7	-4,07
Hasil Hutan Bukan Kayu Lainnya	1.460,7	3.015,3	106,42	1.701,5	1.798,1	5,67
Perikanan Tangkap	49.307,2	61.449,7	24,63	168.271,3	252.157,3	49,85
Ikan Segar / Dingin Hasil Tangkap	26.702,6	32.307,7	20,99	59.478,5	74.006,4	24,43
Kepiting	7.903,3	13.303,8	68,33	46.566,0	74.314,0	59,59
Udang Hasil Tangkap	3.299,3	3.626,3	9,91	31.963,7	68.031,5	112,84
Koral, Cangkang Moluska dan Sejenisnya	7.578,6	6.078,9	-19,79	12.539,8	9.420,2	-24,88
Ikan Hidup Hasil Tangkap	1.054,7	1.033,7	-2,00	10.167,0	11.766,0	15,73
Moluska	2.648,5	4.932,7	86,25	6.341,7	12.272,6	93,52
Invertebrata Air Lainnya	120,2	166,6	38,59	1.214,6	2.346,7	93,21
Perikanan Budidaya	134.930,2	136.981,9	1,52	292.023,5	204.883,3	-29,84
Rumput Laut dan Ganggang Lainnya	129.202,7	131.146,2	1,50	186.793,3	108.649,6	-41,83
Mutuara Hasil Budidaya	5,8	5,5	-6,00	64.845,2	56.562,9	-12,77
Ikan Hidup Hasil Budidaya	2.055,5	3.186,0	55,00	29.230,2	31.857,6	8,99
Udang Hasil Budidaya	3.649,4	2.619,5	-28,22	11.134,8	7.779,3	-30,14
Ikan Segar / Dingin Hasil Budidaya	16,8	24,6	46,41	20,0	33,9	69,79

**Tabel 3.3 Perkembangan Ekspor Komoditas Industri Pengolahan,  
Januari–Juli 2023 dan 2024**

Komoditas	Berat Bersih (ribu ton)		Perub %	Nilai FOB (juta US\$)		Perub %
	Jan–Jul 2023	Jan–Jul 2024		Jan–Jul 2023	Jan–Jul 2024	
(1)	(2)	(3)	(4)	(5)	(6)	(7)
<b>Total Industri Pengolahan</b>	<b>73.149.433,6</b>	<b>74.610.788,3</b>	<b>2,00</b>	<b>107.083.810,1</b>	<b>108.195.578,3</b>	<b>1,04</b>
Industri Makanan	24.567.447,1	21.998.871,5	-10,46	23.379.910,4	21.577.706,2	-7,71
Minyak Kelapa Sawit	15.852.289,4	13.747.425,8	-13,28	14.284.198,0	11.934.766,6	-16,45
Bungkil dan Residu	4.025.522,9	3.592.343,4	-10,76	1.239.972,8	1.105.029,4	-10,88
Margarin	1.008.121,1	1.082.767,2	7,40	979.745,3	1.007.612,2	2,84
Biota Air Lainnya Diolah atau Diawetkan	115.021,7	143.979,3	25,18	676.619,7	744.998,8	10,11
Makanan Olahan Lainnya	409.813,3	476.298,8	16,22	707.264,8	820.159,4	15,96
Udang Dibekukan	81.918,1	72.978,7	-10,91	661.670,5	569.584,0	-13,92
Roti dan Kue	188.248,8	180.709,9	-4,00	482.449,6	464.019,1	-3,82
Minyak Kelapa	455.273,7	413.802,9	-9,11	460.740,1	485.362,8	5,34
Fillet Ikan Dibekukan	62.945,2	65.072,3	3,38	415.685,4	413.870,7	-0,44
Olahan Kopi dan Teh	134.118,4	132.756,0	-1,02	398.386,5	392.528,4	-1,47
Mentega, Lemak dan Minyak Kakao	84.185,1	71.340,6	-15,26	359.889,1	638.992,2	77,55
Ikan Dibekukan	116.312,3	158.398,8	36,18	266.396,0	321.850,4	20,82
Ikan Diolah atau Diawetkan	57.198,9	64.425,7	12,63	225.332,0	241.892,5	7,35
Makaroni, Mie dan Produk Sejenisnya	116.762,6	139.729,7	19,67	234.797,2	274.957,4	17,10
Minyak Makan dan Lemak Nabati dan Hewani Lainnya	218.166,3	376.972,5	72,79	206.986,1	322.387,9	55,75
Buah dan Sayur Diolah atau Diawetkan	146.733,8	162.560,9	10,79	202.977,8	251.137,8	23,73
Kepiting Diolah atau Diawetkan	8.122,3	9.776,2	20,36	196.849,7	232.611,6	18,17
Bubuk Kakao	60.196,2	66.143,3	9,88	151.797,4	192.186,6	26,61
Makanan dari Cokelat dan Kembang Gula	42.002,9	45.543,6	8,43	133.886,5	143.132,6	6,91
Sereal yang Digiling/Dibersihkan dan Makanan Sereal	438.981,2	252.654,4	-42,45	141.940,6	55.448,9	-60,94
Minyak Makan dan Lemak Nabati	83.114,5	119.005,1	43,18	101.660,7	155.286,5	52,75
Pasta Kakao	29.028,2	32.108,5	10,61	90.740,1	135.433,9	49,25
Tetes Pemurnian Gula	349.821,6	175.243,7	-49,90	59.131,4	36.416,6	-38,41
Karaginan	7.206,6	10.783,7	49,64	85.738,4	73.851,5	-13,86
Makanan Hewan	117.897,9	120.235,9	1,98	71.827,5	78.842,7	9,77
Produk Masak dari Kelapa	61.272,6	64.194,2	4,77	67.583,8	85.291,4	26,20
Ikan Digarami, Dikeringkan atau Diasapi	5.940,3	7.601,2	27,96	42.687,2	44.745,6	4,82
Pati Ubi Kayu	91.308,0	11.602,8	-87,29	46.989,5	8.420,0	-82,08
Es Krim	27.118,1	7.748,1	-71,43	46.418,4	17.453,9	-62,40
Jus Buah dan Sayuran	23.803,7	21.638,5	-9,10	49.958,7	42.955,4	-14,02
Glukosa dan Sejenisnya	26.542,8	25.473,7	-4,03	39.798,5	42.436,5	6,63
Makanan Bayi	8.938,9	9.031,4	1,03	39.397,3	34.742,8	-11,81
Kayu Manis Bubuk	7.450,1	8.082,1	8,48	30.427,6	29.605,4	-2,70
Biji Pala, Bunga Pala dan Kapulaga	2.201,1	2.312,2	5,05	20.959,2	20.448,7	-2,44
Olahan Produk Susu Lainnya	11.889,0	14.909,4	25,41	18.524,5	23.006,4	24,19
Kopra	23.531,1	19.846,2	-15,66	17.024,4	15.997,7	-6,03
Tepung Terigu	27.881,9	46.923,7	68,29	16.395,1	12.458,3	-24,01
Kecap	9.513,6	9.938,6	4,47	14.411,2	15.546,2	7,88
Tepung Lainnya	9.527,6	8.073,1	-15,27	13.728,9	13.041,1	-5,01
Kepiting Dibekukan	1.126,1	1.478,9	31,33	17.570,6	8.719,1	-50,38
Saus	5.962,7	6.863,3	15,10	11.804,2	12.418,3	5,20
Daging Ternak	1.020,4	948,2	-7,08	11.559,5	9.354,5	-19,08
Agar-Agar	626,8	817,0	30,34	9.386,2	10.727,0	14,28
Olahan Susu Segar dan Krim	5.733,4	9.119,3	59,06	7.389,9	10.126,1	37,03
Olahan Susu Bubuk dan Susu Kental	2.315,8	2.570,4	11,00	6.077,3	6.570,5	8,12
Tepung Sereal Lainnya	3.691,1	5.167,1	39,99	6.654,5	9.198,2	38,23
Fillet Ikan Segar atau Dingin	483,4	644,7	33,37	5.680,0	7.069,6	24,47
Lada Bubuk	563,1	821,4	45,87	2.772,4	4.914,1	77,25
Tepung Ikan & Biota Air Layak Konsumsi	2,4	9,3	289,99	28,0	98,7	252,51
Industri Minuman	137.876,6	171.801,2	24,61	74.024,0	90.813,3	22,68
Minuman Ringan	72.652,6	95.926,3	32,03	58.569,3	70.238,2	19,92
Air Minum dan Air Mineral	58.177,7	68.408,4	17,59	8.191,6	11.500,1	40,39
Minuman Beralkohol	7.046,3	7.466,6	5,97	7.263,1	9.074,9	24,95
Industri Pengolahan Tembakau	82.791,5	158.157,9	91,03	783.717,6	1.030.126,3	31,44
Rokok dan Cerutu Lainnya	57.644,8	121.780,5	111,26	528.408,4	602.892,5	14,10
Tembakau Olahan	18.284,0	17.296,1	-5,40	144.212,0	177.733,2	23,24
Rokok Kretek	6.862,6	19.081,2	178,05	111.097,2	249.500,6	124,58
Industri Tekstil	867.918,6	911.823,6	5,06	2.145.752,3	2.075.674,6	-3,27
Benang Pintal	290.613,3	253.835,8	-12,66	698.067,6	598.830,4	-14,22
Serat Stapel Buatan	361.438,7	432.412,5	19,64	517.786,9	605.796,2	17,00
Kain Tenunan	63.330,1	60.529,9	-4,42	422.159,7	380.698,8	-9,82
Barang Tekstil Lainnya	62.227,7	60.219,2	-3,23	290.121,7	266.058,5	-8,29
Serat/Benang/Strip Filamen Buatan	53.152,0	63.846,5	20,12	132.458,6	120.726,7	-8,86

Lanjutan Tabel 3.3

Komoditas	Berat Bersih (ribu ton)		Perub %	Nilai FOB (juta US\$)		Perub %
	Jan-Jul 2023	Jan-Jul 2024		Jan-Jul 2023	Jan-Jul 2024	
(1)	(2)	(3)	(4)	(5)	(6)	(7)
Kain Rajutan	9.162,6	12.006,2	31,03	63.802,9	80.552,4	26,25
Serat Tekstil	27.854,4	28.816,6	3,45	19.684,3	21.312,8	8,27
Kain Sulaman/Bordir	109,9	149,6	36,13	1.622,6	1.662,0	2,43
Sutra	29,9	7,5	-74,85	47,9	36,8	-23,00
Industri Pakaian Jadi	201.345,6	208.591,7	3,60	4.664.329,1	4.667.099,7	0,06
Pakaian Jadi (Konveksi) dari Tekstil	159.653,7	169.085,8	5,91	3.878.415,1	3.955.861,4	2,00
Pakaian Jadi Rajutan	26.953,3	24.536,1	-8,97	560.339,9	488.264,7	-12,86
Perlengkapan Pakaian dari Tekstil	10.242,0	10.447,6	2,01	155.996,9	157.372,6	0,88
Kaos Kaki Rajutan dan Sejenisnya	4.033,3	3.959,9	-1,82	52.654,3	48.355,6	-8,16
Pakaian Jadi dan Perlengkapannya dari Kulit	463,4	562,2	21,33	16.922,8	17.245,5	1,91
Industri Kulit, Barang dari Kulit dan Alas Kaki	219.228,7	242.259,9	10,51	4.439.325,6	4.511.940,6	1,64
Sepatu Olahraga	118.827,1	126.634,8	6,57	2.523.018,9	2.484.372,3	-1,53
Alas Kaki untuk Keperluan Sehari-Hari	55.542,9	62.359,8	12,27	1.159.987,9	1.195.889,9	3,10
Barang dari Kulit dan Kulit Komposisi	38.619,2	45.323,9	17,36	640.529,2	703.304,0	9,80
Sepatu Teknik Lapangan/Keperluan Industri	3.854,6	5.505,8	42,84	58.549,8	78.645,2	34,32
Kulit Disamak	2.378,2	2.427,8	2,09	56.382,8	48.903,2	-13,27
Kulit Diawetkan	6,7	7,8	16,50	857,0	826,0	-3,62
Industri Kayu, Barang dari Kayu dan Gabus (Tidak Termasuk Furnitur) dan Barang Anyaman dari Bambu, Rotan dan Sejenisnya	3.297.148,3	3.608.792,2	9,45	2.064.210,5	2.097.776,2	1,63
Kayu Lapis	710.047,1	802.718,6	13,05	684.841,8	739.666,0	8,01
Kayu Olahan	1.638.138,4	1.783.340,6	8,86	434.023,6	426.993,5	-1,62
Kayu Laminasi	370.784,3	363.142,7	-2,06	319.136,6	289.302,0	-9,35
Barang Bangunan dari Kayu	150.803,7	163.136,4	8,18	275.971,6	281.838,6	2,13
Panel Kayu Lainnya	294.484,6	364.039,1	23,62	106.578,5	112.954,5	5,98
Veneer	68.469,2	70.102,0	2,38	71.999,0	68.845,3	-4,38
Kerajinan Ukiran dari Kayu Bukan Mebeller	14.930,0	14.991,6	0,41	65.363,6	63.739,2	-2,49
Barang Anyaman dari Rotan dan Bambu	7.668,5	8.369,3	9,14	35.436,0	39.263,1	10,80
Kayu Gergajian	24.315,7	22.182,0	-8,78	21.649,0	20.690,5	-4,43
Alat Dapur dari Kayu, Rotan dan Bambu	4.767,6	4.523,6	-5,12	15.700,8	21.288,4	35,59
Barang Anyaman dari Tanaman Bukan Rotan dan Bambu	2.557,0	2.663,7	4,17	15.399,1	15.763,1	2,36
Barang dari Kayu, Rotan, Gabus Lainnya	4.066,7	5.264,6	29,46	10.478,3	10.462,2	-0,15
Wadah dari Kayu	5.232,6	3.541,3	-32,32	6.005,4	4.227,6	-29,60
Bangunan Prefabrikasi dari Kayu	882,7	776,7	-12,01	1.627,1	2.742,2	68,53
Industri Kertas dan Barang dari Kertas	7.205.069,0	6.500.531,1	-9,78	5.088.463,4	4.476.899,1	-12,02
Bubur Kertas (Pulp)	3.871.508,7	3.435.562,0	-11,26	2.157.794,5	1.912.630,0	-11,36
Kertas Khusus	1.829.359,7	1.828.022,6	-0,07	1.562.727,1	1.401.585,6	-10,31
Kertas Tissue	519.337,4	498.764,4	-3,96	668.522,9	578.797,6	-13,42
Kertas dan Papan Kertas Bergelombang	760.412,4	527.357,3	-30,65	305.645,7	214.630,2	-29,78
Barang dari Kertas dan Papan Kertas Lainnya	129.658,8	116.860,4	-9,87	253.646,9	228.687,8	-9,84
Kemasan dan Kotak dari Kertas dan Karton	40.021,3	39.847,5	-0,43	82.184,6	88.802,7	8,05
Kertas Lainnya	33.900,5	45.729,4	34,89	43.847,4	45.278,1	3,26
Kertas Budaya	20.870,1	8.387,6	-59,81	14.094,1	6.487,2	-53,97
Industri Pencetakan dan Reproduksi Media Rekaman	3.419,8	3.476,6	1,66	16.969,1	16.664,4	-1,80
Barang Hasil Pencetakan Umum	2.386,9	1.872,6	-21,54	13.938,5	12.955,5	-7,05
Barang Hasil Pencetakan Khusus	1.033,0	1.603,9	55,27	3.030,6	3.705,7	22,28
Media Rekaman Film dan Video	-	0,1	-	-	3,2	-
Industri Produk dari Batu Bara dan Pengilangan Minyak Bumi	2.268.370,0	2.539.615,0	11,96	321.518,2	788.855,4	145,35
Produk dari Batu Bara	569.569,0	2.539.615,0	345,88	203.901,3	788.855,4	286,88
Briket Batu Bara	1.698.801,0	-	-100,00	117.616,9	-	-100,00
Industri Bahan Kimia dan Barang dari Bahan Kimia	10.067.983,0	10.496.829,7	4,26	9.349.091,5	9.536.442,0	2,00
Kimia Dasar Organik yang Bersumber dari Hasil Pertanian	4.618.598,9	4.292.548,8	-7,06	4.117.090,6	3.837.900,5	-6,78
Sabun dan Deterjen, Bahan Pembersih dan Pengilap, Parfum dan Kosmetik	1.225.344,0	1.323.137,4	7,98	1.169.998,8	1.218.691,0	4,16
Damar Buatan (Resin Sintetis) dan Bahan Baku Plastik	809.753,5	777.368,3	-4,00	765.302,8	697.349,8	-8,88
Kimia Dasar Anorganik Lainnya	1.180.493,9	1.335.473,2	13,13	601.346,4	782.266,6	30,09

Lanjutan Tabel 3.3

Komoditas	Berat Bersih (ribu ton)		Perub %	Nilai FOB (juta US\$)		Perub %
	Jan-Jul 2023	Jan-Jul 2024		Jan-Jul 2023	Jan-Jul 2024	
(1)	(2)	(3)	(4)	(5)	(6)	(7)
Kimia Dasar Organik yang Bersumber dari Minyak	753.115,6	854.408,0	13,45	582.692,7	666.770,7	14,43
Barang Kimia Lainnya	264.767,3	345.244,9	30,40	591.001,9	598.908,9	1,34
Pupuk	790.251,1	1.152.821,4	45,88	288.477,0	389.808,7	35,13
Minyak Atsiri	13.346,6	17.892,4	34,06	219.784,8	302.853,6	37,80
Pemberantas Hama (Formulasi)	32.434,9	35.680,1	10,01	211.739,7	238.293,0	12,54
Kimia Dasar Organik yang Menghasilkan Bahan Kimia	87.387,5	89.513,4	2,43	207.327,4	196.228,8	-5,35
Kimia Dasar Organik Lainnya	68.017,3	76.008,3	11,75	169.341,5	168.881,6	-0,27
Karet Buatan	92.493,6	86.011,4	-7,01	166.589,9	181.078,1	8,70
Cat dan Tinta Cetak	36.896,7	28.277,9	-23,36	118.479,9	105.439,6	-11,01
Kimia Dasar Organik untuk Bahan Baku Zat Warna	15.604,3	18.538,2	18,80	80.753,8	92.936,3	15,09
Perekat/Lem	6.378,1	6.445,0	1,05	21.888,5	20.474,3	-6,46
Kimia Dasar Anorganik Khlor dan Alkali Pernis (Termasuk Mastik)	66.781,5	48.883,3	-26,80	22.710,7	20.173,2	-11,17
Lak	2.204,9	2.480,8	12,51	6.915,3	7.613,5	10,10
Korek Api	2.223,2	3.352,9	50,81	4.573,8	6.356,1	38,97
Industri Farmasi, Produk Obat Kimia dan Obat Tradisional	1.890,1	2.744,0	45,17	3.076,1	4.417,7	43,61
Bahan Farmasi	52.215,4	56.502,0	8,21	550.796,8	584.764,0	6,17
Produk Farmasi	38.995,0	40.263,1	3,25	304.919,7	336.309,5	10,29
Produk Obat Tradisional	13.031,2	15.639,1	20,01	243.969,2	246.112,0	0,88
Simplisia (Bahan Obat Tradisional)	126,5	162,4	28,37	1.744,6	1.441,1	-17,40
Industri Karet, Barang dari Karet dan Plastik	62,7	437,3	597,79	163,3	901,4	452,11
Karet Remah (Crumb Rubber)	1.691.930,6	1.615.463,2	-4,52	3.740.510,0	3.698.551,1	-1,12
Ban Luar dan Ban Dalam	1.053.379,4	876.113,3	-16,83	1.470.982,6	1.458.452,1	-0,85
Barang Plastik Lembaran	247.878,6	289.421,2	16,76	1.057.824,0	962.181,3	-9,04
Barang dari Plastik untuk Pengemasan	195.065,3	228.660,9	17,22	460.155,5	486.394,0	5,70
Barang dari Karet untuk Keperluan Industri	79.723,0	85.708,8	7,51	185.430,4	194.294,6	4,78
Barang dari Karet Lainnya	30.948,6	27.908,0	-9,82	174.914,7	180.548,5	3,22
Barang Plastik Lainnya	19.499,9	27.135,5	39,16	121.151,1	157.276,7	29,82
Perlengkapan dan Peralatan Rumah Tangga (Tidak Termasuk Furniture)	16.454,6	16.919,3	2,82	108.016,0	119.169,7	10,33
Karet Asap	7.101,9	8.007,4	12,75	65.172,9	41.310,3	-36,61
Pipa Plastik dan Perlengkapannya	24.594,4	20.062,6	-18,43	38.582,4	41.989,4	8,83
Barang dari Plastik untuk Bangunan	8.135,1	26.495,3	225,69	34.195,4	33.065,5	-3,30
Barang dari Karet untuk Keperluan Industri	3.111,8	3.608,6	15,96	11.354,9	12.688,0	11,74
Ban Vulkanisir	3.834,3	3.174,9	-17,20	7.470,4	6.204,3	-16,95
Industri Barang Galian Bukan Logam	2.203,8	2.247,2	1,97	5.259,8	4.976,7	-5,38
Semen	7.151.760,4	7.617.492,7	6,51	700.221,4	724.142,0	3,42
Kaca dan Barang dari Kaca	6.543.032,7	6.875.833,1	5,09	246.660,6	221.387,4	-10,25
Keramik	304.186,4	363.428,5	19,48	194.594,2	207.385,7	6,57
Barang Galian Bukan Logam Lainnya	154.188,1	163.274,3	5,89	155.092,7	170.064,8	9,65
Barang dari Marmer, Granit dan Batu Lainnya	28.892,1	45.105,5	56,12	31.780,4	32.545,5	2,41
Barang dari Batu untuk Keperluan Rumah Tangga	19.731,3	22.133,1	12,17	19.335,2	22.306,1	15,37
Barang dari Semen dan Kapur untuk Konstruksi	11.319,7	9.229,9	-18,46	19.976,4	18.597,8	-6,90
Barang dari Semen, Kapur, Gips dan Asbes Lainnya	11.652,5	29.299,4	151,44	12.658,9	26.127,8	106,40
Barang dari Gips untuk Konstruksi	54.768,3	62.843,0	14,74	13.869,7	15.568,0	12,24
Barang Tahan Api dari Tanah	20.075,8	43.563,7	117,00	4.019,8	7.900,9	96,55
Barang dari Marmer dan Granit untuk Keperluan Bahan Bangunan	2.275,0	1.547,0	-32,00	1.067,5	1.086,3	1,76
Industri Logam Dasar	1.638,4	1.235,1	-24,61	1.166,1	1.171,8	0,49
Logam Dasar Bukan Besi	12.708.094,4	16.173.525,5	27,27	23.838.405,4	25.384.644,7	6,49
Besi dan Baja	5.753.539,3	6.746.063,3	17,25	9.043.627,3	8.354.778,3	-7,62
Nikel	6.064.444,7	7.952.685,8	31,14	7.274.824,3	7.806.604,0	7,31
Tembaga	631.796,0	976.512,7	54,56	4.028.297,6	4.274.910,4	6,12
Logam Dasar Mulia	130.901,0	220.219,0	68,23	1.061.401,6	1.885.787,1	77,67
Timah	955,2	1.395,4	46,09	1.131.530,5	1.823.474,6	61,15
Aluminium	39.041,1	18.088,2	-53,67	1.026.083,4	564.707,9	-44,96
Seng	80.808,0	251.702,9	211,48	256.133,0	657.670,5	156,77
Bauksit	6.259,2	6.858,2	9,57	16.111,9	16.711,9	3,72
	349,9	-	-100,00	395,7	-	-100,00

Lanjutan Tabel 3.3

Komoditas	Berat Bersih (ribu ton)		Perub %	Nilai FOB (juta US\$)		Perub %
	Jan-Jul 2023	Jan-Jul 2024		Jan-Jul 2023	Jan-Jul 2024	
(1)	(2)	(3)	(4)	(5)	(6)	(7)
Industri Barang Logam, Bukan Mesin dan Peralatannya	156.714,7	241.310,0	53,98	584.854,5	1.339.336,1	129,00
Barang Logam Lainnya	46.324,8	52.717,0	13,80	185.989,3	212.979,6	14,51
Barang dari Kawat	36.800,7	29.794,3	-19,04	76.546,6	65.313,7	-14,67
Alat Potong dan Perkakas Tangan	4.193,9	4.112,1	-1,95	58.259,4	57.731,9	-0,91
Pertukangan						
Paku, Mur dan Baut	11.304,4	12.963,6	14,68	56.700,5	79.018,0	39,36
Konstruksi Berat Siap Pasang dari Baja	5.452,6	61.632,5	1.030,32	18.147,4	150.033,2	726,75
Barang dari Logam Siap Pasang untuk Konstruksi	20.363,4	55.053,4	170,36	40.966,2	653.443,1	1495,08
Peralatan Umum	5.585,7	5.163,9	-7,55	37.795,6	32.933,9	-12,86
Ember, Kaleng, Drum dan Wadah Sejenis dari Logam	11.655,4	8.364,6	-28,23	31.121,0	20.330,9	-34,67
Tangki, Tandon Air dan Wadah dari Logam	5.380,1	2.883,1	-46,41	26.643,0	12.856,0	-51,75
Peralatan Dapur dan Peralatan Meja dari Logam	2.369,5	2.538,9	7,15	17.306,9	17.264,0	-0,25
Alat Potong dan Perkakas Tangan	942,9	708,5	-24,86	13.177,7	8.408,1	-36,19
Rumah Tangga						
Barang dari Logam Bukan Aluminium Siap Pasang	2.887,6	1.965,6	-31,93	3.588,2	6.941,8	93,46
Barang dari Logam Aluminium Siap Pasang untuk Konstruksi	1.580,6	1.181,1	-25,28	9.530,4	7.011,7	-26,43
Senjata dan Amunisi	25,9	132,6	412,08	3.485,1	8.681,6	149,11
Brankas, Filling Kantor dan Sejenisnya	1.661,2	1.831,8	10,27	4.011,1	4.421,5	10,23
Keperluan Rumah Tangga dari Logam	155,3	217,7	40,18	1.406,1	1.679,2	19,43
Alat Potong dan Perkakas Tangan untuk Pertanian	30,6	49,1	60,62	179,5	286,0	59,34
Generator Uap, Bukan Ketel Pemanas	-0,0	0,1	795,23	0,5	1,8	291,15
Industri Komputer, Barang Elektronik dan Optik	141.056,6	198.205,6	40,52	5.504.269,1	5.150.303,1	-6,43
Peralatan Komunikasi	13.946,8	12.668,7	-9,16	1.591.620,2	1.215.606,6	-23,62
Semi Konduktor dan Komponen Elektronik Lainnya	35.682,3	94.525,5	164,91	1.284.702,0	1.464.247,2	13,98
Komputer dan Perlengkapan Komputer	35.063,3	29.857,5	-14,85	1.049.651,3	866.482,0	-17,45
Televisi dan Perlengkapan Televisi	32.443,5	36.070,2	11,18	774.311,8	815.125,4	5,27
Alat Ukur dan Alat Uji	6.893,1	6.866,8	-0,38	294.819,5	307.845,0	4,42
Peralatan Audio dan Video Elektronik Lainnya	13.410,1	15.028,4	12,07	293.199,6	264.394,6	-9,82
Peralatan Perekam, Penerima dan Pengganda Audio dan Video	1.549,1	1.278,5	-17,47	128.307,6	123.860,6	-3,47
Tabung Elektron dan Konektor Elektronik	1.657,2	1.432,2	-13,58	52.980,8	47.015,6	-11,26
Peralatan Elektromedikal dan Kamera Cinematografi Proyektor dan Perlengkapannya	118,1	166,9	41,31	14.566,8	17.274,7	18,59
Peralatan Iradiasi/Sinar X, Perlengkapan dan Sejenisnya	129,7	79,2	-38,92	12.037,2	20.138,7	67,30
Teropong dan Instrumen Optik Bukan Kaca Mata	16,4	29,6	79,94	2.261,2	2.442,2	8,00
Media Magnetik dan Optik	111,7	163,6	46,45	1.618,1	2.314,5	43,03
Peralatan Fotografi	1,9	5,2	173,69	477,3	198,1	-58,50
Industri Peralatan Listrik	234.530,2	287.543,5	22,60	4.557.816,7	4.380.069,1	-3,90
Peralatan Listrik Lainnya	76.897,7	85.806,3	11,59	2.523.020,9	2.022.675,8	-19,83
Motor Listrik, Generator dan Transformator	39.283,0	45.225,0	15,13	1.061.222,1	1.107.792,6	4,39
Peralatan Rumah Tangga	64.111,9	85.353,3	33,13	569.809,1	682.576,0	19,79
Batu Baterai dan Akumulator Listrik	52.826,1	69.854,7	32,24	363.798,2	542.587,3	49,15
Kabel Serat Optik	1.411,5	1.304,2	-7,61	39.966,4	24.437,5	-38,85
Industri Mesin dan Perlengkapan Ytdl	267.224,7	270.631,9	1,28	1.930.009,3	2.077.108,4	7,62
Mesin untuk Keperluan Umum	114.596,6	137.881,6	20,32	1.119.867,6	1.379.720,7	23,20
Mesin untuk Keperluan Khusus	152.628,1	132.750,3	-13,02	810.141,6	697.387,7	-13,92
Industri Kendaraan Bermotor, Trailer dan Semi Trailer	582.461,8	572.457,1	-1,72	5.312.796,8	5.334.409,0	0,41
Kendaraan Bermotor Roda Empat atau Lebih	394.618,0	368.692,0	-6,57	3.882.656,6	3.745.654,4	-3,53
Suku Cadang dan Aksesori Kendaraan Bermotor Roda Empat atau Lebih	177.824,6	190.069,6	6,89	1.382.640,3	1.520.034,0	9,94
Karoseri Kendaraan Bermotor Roda Empat atau Lebih	6.480,9	10.561,1	62,96	20.770,6	45.321,1	118,20

Lanjutan Tabel 3.3

Komoditas	Berat Bersih (ribu ton)		Perub %	Nilai FOB (juta US\$)		Perub %
	Jan-Jul 2023	Jan-Jul 2024		Jan-Jul 2023	Jan-Jul 2024	
(1)	(2)	(3)	(4)	(5)	(6)	(7)
Kursi untuk Kendaraan Bermotor Roda Empat atau Lebih	3.538,3	3.134,5	-11,41	26.729,4	23.399,6	-12,46
Industri Alat Angkutan Lainnya	811.277,0	304.176,3	-62,51	2.289.552,2	2.376.567,7	3,80
Suku Cadang Sepeda Motor Roda Dua dan Tiga	66.859,2	64.708,1	-3,22	740.524,7	714.851,4	-3,47
Sepeda Motor Roda Dua dan Tiga	62.167,3	55.897,1	-10,09	734.263,9	624.408,9	-14,96
Kapal Laut dan Sejenisnya	130.225,2	167.528,0	28,64	521.165,0	608.161,5	16,69
Pesawat Udara dan Bagiannya	513,8	1.037,7	101,98	69.407,1	263.338,9	279,41
Suku Cadang Sepeda dan Sejenisnya	8.074,5	7.048,2	-12,71	92.619,7	82.890,1	-10,50
Sepeda dan Sejenisnya	3.133,7	3.748,8	19,63	74.345,0	67.501,4	-9,21
Kendaraan Tempur dan Bagiannya	533.866,9	0,4	-100,00	33.052,4	125,3	-99,62
Lokomotif dan Gerbong Kereta Serta Kelengkapannya	5.945,2	3.655,5	-38,51	20.648,4	13.746,0	-33,43
Perahu Layar dan Sejenisnya	173,6	38,5	-77,85	2.637,4	589,7	-77,64
Alat Angkutan Lainnya	282,5	471,4	66,88	612,2	692,8	13,17
Suku Cadang Alat Angkutan Lainnya	35,1	42,6	21,44	276,5	261,8	-5,31
Industri Furnitur	289.807,0	284.680,9	-1,77	1.219.224,4	1.212.179,4	-0,58
Furnitur dari Kayu	214.809,8	202.227,4	-5,86	858.795,2	850.457,2	-0,97
Furnitur Lainnya	53.421,3	59.803,4	11,95	186.832,4	186.086,5	-0,40
Furnitur dari Logam	7.995,1	10.415,2	30,27	73.050,3	96.277,8	31,80
Furnitur dari Rotan atau Bambu	10.848,9	8.494,3	-21,70	76.683,2	55.739,2	-27,31
Furnitur dari Plastik	2.731,9	3.740,5	36,92	23.863,3	23.618,7	-1,02
Industri Pengolahan Lainnya	143.762,7	148.049,2	2,98	4.528.041,6	5.063.506,0	11,83
Barang Perhiasan dan Barang Berharga	1.592,8	2.550,6	60,13	3.093.706,7	3.670.941,9	18,66
Instrumen Alat Musik	23.815,2	24.882,1	4,48	367.671,5	351.358,3	-4,44
Barang Industri Kerajinan	54.819,8	50.497,6	-7,88	292.811,2	262.418,2	-10,38
Mainan Anak-Anak	19.745,5	21.762,2	10,21	244.825,2	261.780,2	6,93
Alat Olah Raga	5.791,5	5.990,2	3,43	153.107,5	152.145,1	-0,63
Peralatan Kedokteran dan Kedokteran Gigi	13.871,8	13.218,2	-4,71	150.310,1	143.259,3	-4,69
Kaca Mata dan Bagiannya	1.532,7	1.715,3	11,91	65.388,7	49.620,8	-24,11
Alat Permainan	5.817,2	6.575,1	13,03	43.346,0	52.400,7	20,89
Peralatan untuk Pelindung Keselamatan	3.458,5	3.879,4	12,17	42.812,7	43.942,7	2,64
Alat Tulis dan Gambar	5.827,1	6.776,0	16,28	37.084,5	39.671,6	6,98
Produk Industri Lainnya	7.080,0	9.871,2	39,42	28.162,4	28.995,2	2,96
Pita Mesin Tulis/Gambar	410,6	331,3	-19,30	8.815,0	6.971,9	-20,91



**Tabel 3.4 Perkembangan Ekspor Komoditas Pertambangan,  
Januari—Juli 2023 dan 2024**

Komoditas	Berat Bersih (ribu ton)		Perub %	Nilai FOB (juta US\$)		Perub %
	Jan–Jul 2023	Jan–Jul 2024		Jan–Jul 2023	Jan–Jul 2024	
(1)	(2)	(3)	(4)	(5)	(6)	(7)
<b>Total Pertambangan</b>	<b>301.593.815,4</b>	<b>319.144.267,7</b>	<b>5,82</b>	<b>30.639.658,8</b>	<b>26.801.783,9</b>	<b>-12,53</b>
Pertambangan Batu Bara dan Lignit	292.338.975,6	311.743.897,6	6,64	26.726.933,8	21.736.878,8	-18,67
Batu Bara	213.833.559,3	230.761.319,8	7,92	21.665.254,7	17.661.460,7	-18,48
Lignit	78.505.416,3	80.982.577,7	3,16	5.061.679,1	4.075.418,1	-19,48
Pertambangan Minyak Bumi dan Gas Alam dan Panas Bumi	~0,0	~0,0	1.260,62	~0,0	0,2	6.666,67
Bitumen	~0,0	~0,0	1.260,62	~0,0	0,2	6.666,67
Pertambangan Bijih Logam	3.883.199,5	1.634.991,7	-57,90	3.835.526,2	4.989.195,0	30,08
Bijih Tembaga	1.301.403,2	1.533.877,3	17,86	3.616.690,4	4.878.825,1	34,90
Bijih Zirconium, Niobium, dan Tantalum	48.437,6	48.886,7	0,93	91.460,5	87.547,8	-4,28
Bijih Logam Lainnya	1.921.461,6	7,2	-100,00	68.121,8	17,1	-99,97
Bijih Seng	18.726,0	14.233,4	-23,99	17.593,1	8.798,4	-49,99
Bijih Besi	585.518,0	–	-100,00	30.627,5	–	-100,00
Bijih Timbal	7.653,1	7.194,0	-6,00	11.032,9	6.947,9	-37,03
Bijih Titanium	–	30.793,0	–	–	7.058,6	–
Pertambangan dan Penggalian Lainnya	5.371.640,2	5.765.378,4	7,33	77.198,8	75.710,0	-1,93
Bahan Mineral Lainnya	911.619,5	997.777,0	9,45	23.589,7	23.847,2	1,09
Batu Kerikil	4.166.140,0	4.513.974,9	8,35	30.012,8	31.493,5	4,93
Tanah dan Tanah Liat	119.139,8	134.118,4	12,57	7.505,6	8.388,7	11,77
Zirconium Silikat	2.852,0	2.028,0	-28,89	6.637,2	4.327,7	-34,80
Batu Apung dan Sejenisnya	80.882,4	54.348,3	-32,81	5.281,1	4.005,5	-24,15
Aspal	80.135,1	52.914,5	-33,97	2.537,5	1.768,5	-30,31
Batu Hias dan Batu Bangunan	10.871,5	10.217,2	-6,02	1.634,8	1.878,8	14,93



**Tabel 3.5 Perkembangan Ekspor Komoditas Lainnya,  
Januari–Juli 2023 dan 2024**

Komoditas	Berat Bersih (ribu ton)		Perub %	Nilai FOB (juta US\$)		Perub %
	Jan–Jul 2023	Jan–Jul 2024		Jan–Jul 2023	Jan–Jul 2024	
(1)	(2)	(3)	(4)	(5)	(6)	(7)
<b>Total Lainnya</b>	<b>78.798,3</b>	<b>94.995,1</b>	<b>20,55</b>	<b>205.053,4</b>	<b>232.844,4</b>	<b>13,55</b>
Pengadaan Listrik, Gas, Uap/Air Panas dan Udara Dingin	-0,0	1,4	4.423,11	0,1	3,1	3.765,48
Es	-0,0	1,3	4.341,44	0,1	2,7	3.320,05
Listrik	-	-0,0	-	-	0,1	-
Gas Alam dan Buatan	-	-0,0	-	-	0,2	-
Pengelolaan dan Daur Ulang Sampah	78.798,3	94.993,6	20,55	205.051,4	232.840,8	13,55
Barang Logam Daur Ulang	44.281,3	56.633,4	27,89	179.489,4	202.701,4	12,93
Barang Bukan Logam Daur Ulang	34.516,9	38.360,2	11,13	25.562,1	30.139,4	17,91
Peninggalan Sejarah/Cagar Budaya	-0,0	0,1	197,44	1,8	0,5	-72,55
Barang Antik dan Barang Koleksi	-0,0	0,1	197,44	1,8	0,5	-72,55
Pengumpulan Limbah dan Sampah	-0,0	-0,0	-92,86	-0,0	-0,0	377,81
Pengumpulan Limbah Berbahaya	-0,0	-0,0	-92,86	-0,0	-0,0	377,81

Tabel 3.6 Perkembangan Ekspor Indonesia Menurut Komoditas dan Negara Tujuan, Januari–Juli 2023 dan 2024

Komoditas/Negara Tujuan	Berat Bersih (kg)		Perub %	Nilai FOB (US\$)		Perub %
	Jan–Jul 2023	Jan–Jul 2024		Jan–Jul 2023	Jan–Jul 2024	
(1)	(2)	(3)	(4)	(5)	(6)	(7)
<b>Hasil Minyak</b>	<b>4.994.092.179</b>	<b>4.548.740.658</b>	<b>-8,92</b>	<b>2.949.445.359</b>	<b>2.742.696.556</b>	<b>-7,01</b>
Japan	9.614.404	12.583.630	30,88	11.225.059	6.920.530	-38,35
Hong Kong	20.613	48	-99,77	56.134	875	-98,44
Korea, Republic of	164.866.933	101.235.241	-38,60	112.059.470	93.077.333	-16,94
Taiwan	48.687.665	1.207.169	-97,52	39.526.998	2.809.665	-92,89
China	155.791.822	221.741.942	42,33	73.803.560	78.612.713	6,52
Papua New Guinea	61.008	16.352	-73,20	146.402	46.877	-67,98
Thailand	17.640.229	2.731.888	-84,51	14.392.756	5.587.633	-61,18
Singapore	1.836.742.271	1.787.872.100	-2,66	962.712.078	1.092.785.384	13,51
Philippines	923.543	4.856.309	425,83	1.705.174	3.400.877	99,44
Malaysia	2.010.931.426	1.951.270.826	-2,97	1.162.599.818	1.108.950.426	-4,61
Myanmar	87.550.082	126.843	-99,86	69.564.459	260.270	-99,63
Cambodia	8.248.599	35.230	-99,57	6.787.616	63.775	-99,06
Brunei Darussalam	2.450	49	-98,00	1.089	3.479	219,43
Viet Nam	2.133.487	8.682.712	306,97	3.981.688	8.187.091	105,62
Maldives	101	10	-90,10	558	163	-70,79
India	2.336.104	22.899.309	880,23	2.794.955	8.531.262	205,24
Pakistan	35.142	52.399.661	149.008,32	93.006	44.607.678	47.861,98
Bangladesh	152.913.320	67.803.361	-55,66	109.283.572	55.838.588	-48,90
Sri Lanka	80.415.554	35	-100,00	67.516.460	304	-100,00
Iraq	72.179.680	1	-100,00	59.657.509	74	-100,00
Saudi Arabia	23.424	281	-98,80	61.661	13.243	-78,52
Israel	195	42	-78,59	3.058	1.128	-63,11
Kuwait	–	2	–	–	10	–
Lebanon	84	276	229,21	6.669	9.975	49,58
Yemen	–	30.698	–	–	68.985	–
Oman	35.096.314	25.030.619	-28,68	29.008.242	11.764.553	-59,44
Turkey	–	7.143	–	–	23.999	–
United Arab Emirates	501.255	577.719	15,25	1.308.457	1.750.041	33,75
Qatar	168.744	110.732	-34,38	1.784.048	1.065.609	-40,27
Bahrain	–	44.013.240	–	–	29.263.083	–
Libyan Arab Jamahiriya	5.441	3.127	-42,52	27.059	14.782	-45,37
Tanzania, United Rep. of	–	99.013	–	–	201.830	–
Mozambique	61.500	–	–	68.983	–	–
Liberia	46.317	61.653	33,11	85.337	107.338	25,78
Nigeria	17.213	15.006	-12,82	36.568	31.448	-14,00
South Africa	161.632	266.735	65,03	269.545	394.221	46,25
Malawi	67.200	–	–	68.074	–	–
Mauritius	7.128	17.488	145,33	28.080	67.392	140,00
Australia	220.040.136	17.876.764	-91,88	130.240.818	10.073.496	-92,27
New Zealand	20.164.645	138.118	-99,32	17.321.644	271.142	-98,43
Micronesia, Fed. States of	–	10	–	–	365	–
Guam	–	64.959.532	–	–	49.902.965	–
New Caledonia	7.307.959	–	–	6.528.700	–	–
Vanuatu	1.800.000	–	–	1.634.612	–	–
Fiji	7.177.871	–	–	6.466.010	–	–
East Timor	2.086.628	1.712.895	-17,91	2.269.425	2.138.884	-5,75
United States	177.160	20.009	-88,71	183.528	20.031	-89,09
Canada	–	31.680	–	–	45.302	–
Mexico	246.450	26.000	-89,45	207.606	27.300	-86,85
Guatemala	415.919	136.968	-67,07	740.898	366.681	-50,51
Honduras	74.749	–	–	190.531	–	–
Nicaragua	37.639	40.592	7,85	97.384	105.813	8,66
Panama	9.402	–	–	24.538	–	–
Chile	–	9.175	–	–	25.183	–
Brazil	172.724	6.300	-96,35	242.484	31.752	-86,91
Colombia	33.160	14.636	-55,86	81.760	34.348	-57,99
Uruguay	4.235.678	–	–	3.142.406	–	–
Ecuador	152.982	219.537	43,51	212.772	518.260	143,58
Peru	106.884	69.382	-35,09	165.431	113.266	-31,53
Trinidad and Tobago	–	83.998.184	–	–	37.968.859	–
Dominican Republic	69.552	–	–	55.297	–	–
El Salvador	19.171	18.780	-2,04	48.328	51.230	6,00
Costa Rica	77.061	–	–	198.193	–	–
United Kingdom	242.217	664.826	174,48	249.783	620.399	148,37
Netherlands	41.986.591	73.055.600	74,00	48.184.524	85.799.209	78,06
France	41	–0	-99,88	74	–0	-99,34
Germany, Fed. Rep. of	59	45	-23,73	58	42	-27,59
Belgium	4	3	-24,10	57	169	193,96
Ireland	13	313	2.307,82	176	7.550	4.188,91
Italy	–	23	–	–	92	–
Spain	45.553	9.937	-78,19	84.926	24.250	-71,45
Greece	599	–	–	5.820	–	–
Kazakhstan	–	2.090	–	–	5.615	–
Lithuania	114.450	1	-100,00	83.142	61	-99,93
Russia Federation	46.003	32.772	-28,76	120.296	81.659	-32,12
<b>Minyak Mentah</b>	<b>1.669.988.044</b>	<b>2.110.836.256</b>	<b>26,40</b>	<b>987.739.240</b>	<b>1.345.510.877</b>	<b>36,22</b>

Lanjutan Tabel 3.6

Komoditas/Negara Tujuan	Berat Bersih (kg)		Perub %	Nilai FOB (US\$)		Perub %
	Jan-Jul 2023	Jan-Jul 2024		Jan-Jul 2023	Jan-Jul 2024	
	(1)	(2)	(3)	(4)	(5)	(6)
Japan	123.232.690	108.654.235	-11,83	71.402.233	70.345.743	-1,48
Korea, Republic of	41.282.501	84.400.112	104,45	16.538.910	52.006.546	214,45
China	82.377.689	56.979.629	-30,83	48.302.448	29.982.031	-37,93
Thailand	1.292.728.596	1.512.341.014	16,99	772.897.319	959.633.266	24,16
Singapore	94.376.203	280.224.154	196,92	56.445.735	189.473.658	235,67
Malaysia	27.324.002	8	-100,00	15.877.201	35	-100,00
Brunei Darussalam	-	26.950.000	-	-	15.226.635	-
Viet Nam	8.666.180	8.529.084	-1,58	6.275.153	6.052.610	-3,55
United Arab Emirates	3	-	-	50	-	-
Australia	-	32.758.020	-	-	22.790.352	-
East Timor	180	-	-	190	-	-
<b>Gas Alam</b>	<b>8.994.870.146</b>	<b>9.096.782.011</b>	<b>1,13</b>	<b>5.129.276.285</b>	<b>5.234.749.537</b>	<b>2,06</b>
Japan	1.674.815.739	1.902.773.235	13,61	1.125.690.216	1.206.493.135	7,18
Korea, Republic of	1.724.500.280	1.842.216.341	6,83	843.843.624	898.237.922	6,45
Taiwan	116.540.404	491.494.473	321,74	73.624.413	267.204.607	262,93
China	2.087.773.620	1.955.167.375	-6,35	1.316.543.304	1.155.153.089	-12,26
Thailand	323.589.304	390.089.206	20,55	185.423.456	215.146.860	16,03
Singapore	2.452.778.160	2.078.864.692	-15,24	1.297.474.304	1.270.161.425	-2,11
Philippines	-	64.715.276	-	-	50.297.448	-
Malaysia	110.747.552	56.431.622	-49,04	66.126.000	30.532.812	-53,83
Viet Nam	67.011.824	131.173.119	95,75	31.551.832	99.286.931	214,68
Pakistan	121.462.026	60.692.324	-50,03	82.384.374	31.533.160	-61,72
Bangladesh	59.337.471	-	-	33.690.671	-	-
Mexico	190.023.638	123.164.348	-35,18	31.719.168	10.702.148	-66,26
Croatia	66.290.128	-	-	41.204.923	-	-
<b>Sayur-Sayuran</b>	<b>40.376.913</b>	<b>51.117.215</b>	<b>26,60</b>	<b>55.332.434</b>	<b>98.906.928</b>	<b>78,75</b>
Japan	408.750	156.411	-61,73	783.608	315.741	-59,71
Hong Kong	81.510	140.876	72,83	55.394	110.660	99,77
Korea, Republic of	10.645	2.077	-80,49	54.911	16.570	-69,82
Taiwan	9.238.854	12.563.844	35,99	3.065.357	4.468.980	45,79
China	16.936.752	23.256.036	37,31	39.122.748	78.802.661	101,42
Macau	-	400	-	-	5.600	-
Papua New Guinea	2.104	2.027	-3,67	4.961	5.335	7,55
Thailand	1.061.545	2.655.210	150,13	1.445.327	3.785.462	161,91
Singapore	6.263.780	4.184.538	-33,19	5.732.229	4.763.074	-16,91
Philippines	813.345	2.195.243	169,90	1.299.623	2.375.702	82,80
Malaysia	4.863.948	5.121.077	5,29	2.271.017	2.598.271	14,41
Cambodia	19.000	22.600	18,95	32.302	32.085	-0,67
Brunei Darussalam	-	20	-	-	512	-
Viet Nam	101.048	213.470	111,26	141.888	254.843	79,61
India	18.754	8.530	-54,52	441.712	314.152	-28,88
Pakistan	690	965	39,89	66.173	83.145	25,65
Bangladesh	14.545	40	-99,72	21.838	4.863	-77,73
Saudi Arabia	35.331	31.124	-11,91	117.631	50.246	-57,29
Israel	-	215	-	-	1.225	-
Kuwait	-	2.685	-	-	6.847	-
Oman	-	248	-	-	949	-
United Arab Emirates	509	181	-64,39	1.256	742	-40,91
Qatar	576	1.712	197,22	3.285	5.977	81,97
Bahrain	55	325	490,91	140	1.253	794,50
Togo	1	-	-	10	-	-
Burkina Faso	4	-	-	30	-	-
Mauritius	938	-	-	5.100	-	-
Democratic Rep. of the Congo	5	-	-	50	-	-
Australia	21.499	30.003	39,56	220.494	328.098	48,80
New Zealand	-	10	-	-	132	-
Christmas Islands	11	296	2.590,91	13	301	2.178,68
East Timor	444.407	427.843	-3,73	167.780	145.520	-13,27
United States	22	123	457,27	79	404	410,58
Mexico	1	-	-	6	-	-
Puerto Rico	-	17.870	-	-	35.754	-
United Kingdom	260	609	134,23	8.818	17.272	95,87
Netherlands	37.552	79.007	110,40	230.824	352.706	52,80
France	218	1.319	504,30	31.072	13.091	-57,87
Germany, Fed. Rep. of	236	280	18,64	6.748	8.753	29,71
Belgium	20	-	-	11	-	-
<b>Tembakau</b>	<b>4.859.532</b>	<b>4.995.575</b>	<b>2,80</b>	<b>42.601.466</b>	<b>58.816.395</b>	<b>38,06</b>
Japan	-	2	-	-	2	-
Korea, Republic of	647.560	209.760	-67,61	290.013	121.661	-58,05
Taiwan	-	50.850	-	-	469.215	-
China	2	634.172	38.203.050,84	5	14.119.983	282.399.568,60
Papua New Guinea	-	60	-	-	7.657	-
Singapore	384.587	15.826	-95,89	55.879	59.740	6,91
Philippines	247.974	41.600	-83,22	6.298.962	1.361.362	-78,39
Malaysia	19.371	5.302	-72,63	46.719	20.148	-56,87
Cambodia	-	600	-	-	5.700	-
Sri Lanka	588.670	537.729	-8,65	8.652.405	7.670.059	-11,35
Turkey	35.026	9.000	-74,30	176.515	45.000	-74,51

Lanjutan Tabel 3.6

Komoditas/Negara Tujuan	Berat Bersih (kg)		Perub %	Nilai FOB (US\$)		Perub %
	Jan-Jul 2023	Jan-Jul 2024		Jan-Jul 2023	Jan-Jul 2024	
(1)	(2)	(3)	(4)	(5)	(6)	(7)
United Arab Emirates	-	41.060	-	-	159.910	-
Egypt	65.744	236.578	259,85	49.467	162.167	227,83
Tunisia	100.000	200.000	100,00	223.000	830.000	272,20
Australia	7.048	17	-99,75	17.620	8.636	-50,99
United States	274.319	255.203	-6,97	3.052.141	3.257.229	6,72
Honduras	18.028	122.098	577,27	137.726	2.082.877	1.412,33
Nicaragua	229.351	453.662	97,80	2.905.508	7.823.143	169,25
Brazil	9.000	9.000	-0	135.500	139.850	3,21
Paraguay	-	283	-	-	10.995	-
Dominican Republic	998.098	575.342	-42,36	8.236.859	5.910.353	-28,25
Netherlands	150.869	264.329	75,20	1.190.867	2.940.202	146,90
France	18.000	18.000	-0	63.000	81.000	28,57
Germany, Fed. Rep. of	182.202	134.829	-26,00	4.677.999	4.685.663	0,16
Belgium	561.337	609.463	8,57	2.006.104	1.979.295	-1,34
Switzerland	-0	662	165.490,00	39	38.217	98.349,54
Finland	12.035	-	-	170.058	-	-
Italy	130.909	368.845	181,76	1.963.801	3.011.678	53,36
Spain	31.301	32.171	2,78	1.331.287	1.396.229	4,88
Portugal	-	256	-	-	6.129	-
Hungary	129.100	154.800	19,91	814.341	171.720	-78,91
Poland	9.000	-	-	62.550	-	-
Malta	10.000	-	-	43.100	-	-
Russia Federation	-	14.075	-	-	240.577	-
<b>Jagung</b>	<b>91.697.393</b>	<b>41.302.582</b>	<b>-54,96</b>	<b>28.924.131</b>	<b>11.806.495</b>	<b>-59,18</b>
Japan	43.000	45.500	5,81	25.430	18.936	-25,54
Hong Kong	-	9	-	-	108	-
Taiwan	221	23	-89,55	2.828	288	-89,81
China	1	-	-	2	-	-
Papua New Guinea	-	138	-	-	379	-
Thailand	2	24	1.493,33	16	255	1.493,31
Singapore	240.963	278.386	15,53	175.410	250.108	42,58
Philippines	90.800.001	40.800.003	-55,07	28.314.964	11.366.052	-59,86
Malaysia	105.160	98.707	-6,14	92.497	124.731	34,85
Nepal	243.680	-	-	51.098	-	-
Viet Nam	110.045	200	-99,82	190.053	435	-99,77
Maldives	-	58	-	-	160	-
India	-	24	-	-	216	-
Saudi Arabia	29	-	-	560	-	-
Kuwait	207	-	-	2.592	-	-
Senegal	15	-	-	13	-	-
Australia	1.057	518	-51,03	13.212	6.408	-51,50
New Zealand	467	259	-44,44	5.832	3.240	-44,44
Vanuatu	5.660	9.013	59,24	12.139	18.209	50,01
East Timor	146.870	69.616	-52,60	37.427	16.116	-56,94
United States	16	-	-	58	-	-
Netherlands	-	105	-	-	855	-
<b>Tanaman Berserat</b>	<b>6.920.016</b>	<b>7.061.968</b>	<b>2,05</b>	<b>9.124.778</b>	<b>7.119.007</b>	<b>-21,98</b>
Japan	34.275	41.580	21,32	102.537	77.968	-23,96
Hong Kong	2	3	63,16	1	4	232,00
Korea, Republic of	3.128.700	3.026.260	-3,27	1.203.610	1.012.416	-15,88
Taiwan	27.526	15.168	-44,90	40.025	27.194	-32,06
China	474.454	359.297	-24,27	1.011.242	658.792	-34,85
Papua New Guinea	-	82	-	-	271	-
Thailand	75.057	119.712	59,49	212.874	328.023	54,09
Singapore	34.349	21.122	-38,51	64.190	35.022	-45,44
Philippines	1.391.621	862.008	-38,06	3.499.491	1.974.559	-43,58
Malaysia	352.922	353.503	0,16	618.749	458.360	-25,92
Brunei Darussalam	-	3.282	-	-	4.893	-
Viet Nam	-	100	-	-	260	-
India	615.023	1.231.921	100,30	840.416	1.207.719	43,70
Pakistan	2.498	-	-	5.971	-	-
Bangladesh	582.235	897.780	54,20	1.111.000	1.089.867	-1,90
Sri Lanka	10.000	10.449	4,49	8.000	8.454	5,67
Turkey	7.200	25.926	260,08	23.040	57.214	148,32
Cameroon	20.104	-	-	53.477	-	-
Australia	320	-	-	672	-	-
East Timor	380	1.188	212,52	1.119	5.586	399,23
United States	37.338	17.284	-53,71	72.603	34.866	-51,98
Canada	-	53	-	-	450	-
Costa Rica	15.651	15.263	-2,48	33.188	26.362	-20,57
United Kingdom	2	1	-50,00	2	3	50,00
Netherlands	16.887	15.338	-9,17	30.726	27.732	-9,74
France	84	175	109,62	530	1.001	88,85
Germany, Fed. Rep. of	26.330	25.338	-3,77	57.279	45.248	-21,00
Belgium	19.374	-	-	42.239	-	-
Italy	40.575	19.108	-52,91	70.711	36.242	-48,75
Spain	-	28	-	-	500	-
Bulgaria	7.110	-	-	21.086	-	-

Lanjutan Tabel 3.6

Komoditas/Negara Tujuan	Berat Bersih (kg)		Perub %	Nilai FOB (US\$)		Perub %
	Jan-Jul 2023	Jan-Jul 2024		Jan-Jul 2023	Jan-Jul 2024	
	(1)	(2)	(3)	(4)	(5)	(6)
<b>Umbi-Umbian</b>	<b>9.285.860</b>	<b>7.129.502</b>	<b>-23,22</b>	<b>6.703.856</b>	<b>4.225.926</b>	<b>-36,96</b>
Japan	1.080.042	-	-	1.639.484	-	-
Hong Kong	456.818	261.527	-42,75	80.638	148.823	84,56
Korea, Republic of	47.473	-	-	72.030	-	-
Taiwan	59.788	63.096	5,53	138.034	105.196	-23,79
China	189.291	25.000	-86,79	283.561	72.510	-74,43
Papua New Guinea	8.500	-	-	26.350	-	-
Thailand	32.000	-	-	64.000	-	-
Singapore	2.546.684	1.942.584	-23,72	2.781.497	2.248.736	-19,15
Malaysia	4.660.247	4.530.559	-2,78	1.431.034	1.277.333	-10,74
Cambodia	-	90	-	-	160	-
Brunei Darussalam	-	500	-	-	192	-
Saudi Arabia	513	799	55,94	1.711	2.488	45,48
Kuwait	-	1.188	-	-	1.693	-
United Arab Emirates	760	3.580	371,05	1.033	4.570	342,40
Qatar	472	20	-95,76	2.777	28	-98,99
Australia	29.598	54.658	84,67	71.290	219.048	207,26
New Zealand	-	15	-	-	77	-
Christmas Islands	-	30	-	-	12	-
East Timor	30	-	-	11	-	-
United States	2.945	-	-	16.138	-	-
United Kingdom	2.160	-	-	1.260	-	-
Netherlands	168.540	245.855	45,87	93.010	145.044	55,95
Switzerland	-	1	-	-	16	-
<b>Tanaman Semusim Lainnya</b>	<b>2.498.797</b>	<b>2.321.376</b>	<b>-7,10</b>	<b>2.416.019</b>	<b>2.242.970</b>	<b>-7,16</b>
Japan	120	81	-32,92	72	50	-29,95
Hong Kong	233.349	254.497	9,06	573.548	579.464	1,03
Korea, Republic of	22	14.100	65.377,85	4.653	3.102	-33,34
Taiwan	-	13.438	-	-	16.922	-
China	8	410	5.294,74	2	136	8.520,00
Papua New Guinea	310	256	-17,43	1.506	1.235	-18,01
Singapore	35.751	4.866	-86,39	42.260	40.902	-3,21
Philippines	-	5	-	-	53	-
Malaysia	554.200	270.135	-51,26	751.108	368.905	-50,89
Brunei Darussalam	28.000	38.000	35,71	315.000	348.165	10,53
Maldives	-	80	-	-	64	-
India	-	10	-	-	14	-
Saudi Arabia	9.440	-	-	8.496	-	-
East Timor	1.615.250	1.712.694	6,03	687.450	810.934	17,96
United States	17.800	4.520	-74,60	28.743	66.431	131,12
France	4	-	-	2	-	-
Greece	4.545	8.285	82,30	3.180	6.592	107,33
<b>Biji-Bijian</b>	<b>3.238.696</b>	<b>4.234.076</b>	<b>30,73</b>	<b>2.059.962</b>	<b>4.152.447</b>	<b>101,58</b>
Japan	305.263	829.080	171,60	119.069	1.019.487	756,21
Hong Kong	601	596	-0,81	1.823	2.809	54,08
Korea, Republic of	1.394.044	1.156.683	-17,03	687.731	582.785	-15,26
Taiwan	-	176.945	-	-	258.550	-
China	1.051.640	1.501.884	42,81	102.276	152.237	48,85
Singapore	35.035	51.717	47,61	118.284	138.219	16,85
Malaysia	447.000	409.150	-8,47	1.019.657	1.865.790	82,98
Cambodia	-	333	-	-	585	-
Viet Nam	-	94.379	-	-	88.475	-
India	-	1	-	-	14	-
Saudi Arabia	-	9.731	-	-	33.428	-
Israel	-	1	-	-	250	-
United Arab Emirates	129	-	-	465	-	-
Qatar	140	-	-	898	-	-
Australia	-	350	-	-	1.840	-
East Timor	4.843	2.134	-55,94	9.759	5.109	-47,65
United States	-	1	-	-	3	-
Netherlands	-	1.092	-	-	2.838	-
France	-	-0	-	-	30	-
<b>Bunga</b>	<b>604.398</b>	<b>800.072</b>	<b>32,37</b>	<b>1.989.104</b>	<b>2.412.058</b>	<b>21,26</b>
Japan	202.752	306.248	51,05	997.994	1.317.815	32,05
Korea, Republic of	-	5.100	-	-	38.100	-
Taiwan	-	13.919	-	-	43.796	-
Papua New Guinea	434	-	-	1.407	-	-
Thailand	146.714	200.666	36,77	221.021	296.855	34,31
Singapore	144.295	149.764	3,79	383.660	362.667	-5,47
Malaysia	82.607	82.373	-0,28	248.993	266.989	7,23
Saudi Arabia	8.761	29.031	231,37	25.591	54.140	111,56
Australia	18.820	-	-	110.287	-	-
East Timor	15	5.451	36.240,00	150	9.666	6.343,77
United States	-	-0	-	-	3	-
Germany, Fed. Rep. of	-	7.520	-	-	22.027	-
<b>Bibit Bunga</b>	<b>686</b>	<b>429</b>	<b>-37,48</b>	<b>1.614.033</b>	<b>2.009.298</b>	<b>24,49</b>
Korea, Republic of	240	-	-	1.200	-	-

Lanjutan Tabel 3.6

Komoditas/Negara Tujuan	Berat Bersih (kg)		Perub %	Nilai FOB (US\$)		Perub %
	Jan-Jul 2023	Jan-Jul 2024		Jan-Jul 2023	Jan-Jul 2024	
	(1)	(2)	(3)	(4)	(5)	(6)
Thailand	19	-	-	75.300	-	-
Singapore	1	-	-	100	-	-
United Kingdom	13	53	294,52	106.992	455.091	325,35
Netherlands	411	371	-9,70	1.424.371	1.475.638	3,60
Germany, Fed. Rep. of	2	5	217,25	6.070	78.569	1.194,44
<b>Buah-Buahan Semusim</b>	<b>915.492</b>	<b>552.162</b>	<b>-39,69</b>	<b>364.838</b>	<b>192.039</b>	<b>-47,36</b>
Japan	-	3	-	-	3	-
Singapore	25.520	25.720	0,78	23.023	25.158	9,27
Malaysia	832.275	456.061	-45,20	308.803	134.553	-56,43
Saudi Arabia	337	74	-78,19	469	91	-80,68
Qatar	-	126	-	-	184	-
Christmas Islands	51	56	9,80	142	37	-73,94
East Timor	57.309	70.117	22,35	32.401	31.975	-1,32
Germany, Fed. Rep. of	-	5	-	-	38	-
<b>Kopi</b>	<b>160.566.420</b>	<b>122.244.373</b>	<b>-23,87</b>	<b>515.878.532</b>	<b>628.504.251</b>	<b>21,83</b>
Japan	8.280.929	8.138.437	-1,72	33.170.208	45.791.981	38,05
Hong Kong	421.007	329.920	-21,64	1.336.181	1.902.335	42,37
Korea, Republic of	1.548.662	1.074.370	-30,63	7.402.517	7.086.384	-4,27
Taiwan	2.325.811	1.740.016	-25,19	9.763.866	9.558.978	-2,10
China	3.136.100	2.743.625	-12,51	13.219.277	18.496.309	39,92
Macau	96.000	94.200	-1,88	259.411	498.471	92,15
Papua New Guinea	41	-	-	119	-	-
Thailand	46.212	1.842.811	3.887,75	325.957	8.370.444	2.467,96
Singapore	3.238.199	2.730.802	-15,67	10.329.684	12.223.249	18,33
Philippines	2.418.148	965.197	-60,09	5.800.910	4.081.716	-29,64
Malaysia	10.842.499	14.550.809	34,20	26.997.440	54.297.860	101,12
Cambodia	15.058	13.669	-9,23	130.693	100.847	-22,84
Brunei Darussalam	1.919	1.781	-7,16	14.349	15.229	6,14
Viet Nam	4.966.680	4.623.440	-6,91	9.694.666	16.145.161	66,54
Maldives	-	242	-	-	3.115	-
India	14.580.261	6.213.629	-57,38	29.185.318	16.006.677	-45,16
Pakistan	9.120	4.020	-55,92	27.876	20.400	-26,82
Iran (Islamic Republic of)	457.275	602.200	31,69	1.271.430	2.713.644	113,43
Saudi Arabia	99.882	210.665	110,91	858.934	1.851.969	115,61
Israel	115.020	57.600	-49,92	530.743	339.782	-35,98
Kuwait	-	1.003	-	-	11.876	-
Jordan	389.700	-	-	961.289	-	-
Lebanon	928.500	10	-100,00	2.070.250	150	-99,99
Yemen	236	-	-	180	-	-
Oman	60	90	50,00	1.287	180	-86,02
Turkey	703.605	7.072	-98,99	1.733.510	59.444	-96,57
United Arab Emirates	2.931.009	1.150.349	-60,75	8.623.717	5.964.204	-30,84
Qatar	3.025	446	-85,25	24.103	1.365	-94,34
Egypt	20.666.432	15.774.480	-23,67	50.341.145	67.173.999	33,44
Libyan Arab Jamahiriya	8.500	-	-	20.130	-	-
Morocco	4.020.800	1.470.000	-63,44	9.249.618	4.945.685	-46,53
Tunisia	306.600	40.000	-86,95	776.925	142.000	-81,72
Algeria	3.234.560	3.164.800	-2,16	7.466.122	14.666.393	96,44
Madagascar	-	1	-	-	2	-
Congo	2.509	2.460	-1,94	41.747	42.025	0,67
Nigeria	-	7	-	-	186	-
South Africa	57.600	171.600	197,92	418.070	1.350.600	223,06
Democratic Rep. of the Congo	-	1.575	-	-	6.985	-
Australia	751.877	547.314	-27,21	3.995.204	3.781.627	-5,35
New Zealand	150.074	153.604	2,35	1.040.089	1.148.509	10,42
Fiji	-	688	-	-	5.622	-
Kiribati	27	-	-	46	-	-
East Timor	12	-0	-99,17	15	7	-53,33
United States	23.795.411	25.843.741	8,61	140.421.509	182.296.501	29,82
Canada	1.695.779	2.179.654	28,53	11.492.691	16.597.967	44,42
Mexico	1.123.600	57.600	-94,87	2.247.179	414.720	-81,54
Guatemala	607.200	-	-	1.235.806	-	-
Cape Verde	38.400	19.200	-50,00	92.237	89.299	-3,18
United Kingdom	3.007.688	1.475.638	-50,94	9.864.807	10.335.795	4,77
Netherlands	3.059.021	1.082.010	-64,63	8.817.799	6.156.364	-30,18
France	525.041	231.620	-55,89	1.874.942	1.196.042	-36,21
Germany, Fed. Rep. of	6.422.706	5.420.084	-15,61	20.927.178	29.780.361	42,30
Belgium	2.098.300	2.629.390	25,31	11.348.253	18.701.764	64,80
Switzerland	500	303	-39,50	10.993	6.326	-42,45
Denmark	50.831	80.207	57,79	415.086	578.243	39,31
Norway	-	267	-	-	9.767	-
Sweden	43.200	108.007	150,02	96.336	528.173	448,26
Ireland	76.800	76.801	0,00	501.390	562.598	12,21
Italy	11.417.612	3.790.080	-66,80	25.547.050	16.040.929	-37,21
Spain	3.395.301	1.460.040	-57,00	6.077.560	6.387.437	5,10
Portugal	1.324.800	249.600	-81,16	3.067.396	1.029.723	-66,43
Greece	891.000	454.800	-48,96	1.996.718	2.091.348	4,74
Poland	370.940	19.293	-94,80	722.043	78.416	-89,14
Romania	180.320	171.000	-5,17	388.232	641.478	65,23

Lanjutan Tabel 3.6

Komoditas/Negara Tujuan	Berat Bersih (kg)		Perub %	Nilai FOB (US\$)		Perub %
	Jan-Jul 2023	Jan-Jul 2024		Jan-Jul 2023	Jan-Jul 2024	
(1)	(2)	(3)	(4)	(5)	(6)	(7)
Bulgaria	248.735	237.600	-4,48	604.004	966.309	59,98
Albania	-	20	-	-	1.800	-
Armenia	922.205	694.200	-24,72	2.498.034	3.091.324	23,75
Ukraine	38	-	-	86	-	-
Latvia	7.950	-	-	82.124	-	-
Estonia	34.000	-	-	67.621	-	-
Georgia	6.859.220	4.160.800	-39,34	15.781.968	17.108.811	8,41
Czech Republic	675	8.083	1.098,04	26.692	85.056	218,66
Russia Federation	5.615.200	3.371.403	-39,96	12.589.771	14.922.290	18,53
<b>Tanaman Tahunan Lainnya</b>	<b>2.994.496.483</b>	<b>2.536.027.369</b>	<b>-15,31</b>	<b>354.735.193</b>	<b>312.287.505</b>	<b>-11,97</b>
Japan	2.654.879.051	2.348.730.094	-11,53	309.941.798	285.103.517	-8,01
Korea, Republic of	150.134.847	3.573	-100,00	17.098.425	1.680	-99,99
Taiwan	16.239	102.766	532,83	3.645	25.686	604,61
China	2.740.669	2.162.448	-21,10	846.340	908.773	7,38
Thailand	104.063.093	108.510.670	4,27	13.156.909	11.676.957	-11,25
Singapore	48.767.451	60.219.799	23,48	5.551.976	5.691.710	2,52
Philippines	-	13	-	-	1	-
Malaysia	3.662.001	3.316.583	-9,43	756.072	675.790	-10,62
Brunei Darussalam	24.000	-	-	12.190	-	-
Nepal	834	-	-	430	-	-
Viet Nam	162.000	236.450	45,96	71.723	183.524	155,88
India	713.755	567.108	-20,55	2.513.437	6.153.184	144,81
Pakistan	2.295.645	253.236	-88,97	802.005	113.215	-85,88
Sri Lanka	20.000	8.000	-60,00	76.450	30.977	-59,48
Afghanistan	75.000	-	-	33.000	-	-
Saudi Arabia	-	19.557	-	-	2.525	-
Turkey	-	3.883	-	-	1.922	-
Egypt	76.000	-	-	17.500	-	-
South Africa	4.400	-	-	18.233	-	-
Australia	20	11	-47,50	189	158	-16,67
New Zealand	-	5	-	-	6	-
United States	665	890	33,83	143.776	176.342	22,65
United Kingdom	-	16	-	-	3.645	-
Netherlands	13.186.351	49.093	-99,63	1.778.736	255.129	-85,66
France	3	-	-	4	-	-
Germany, Fed. Rep. of	30.500	35.203	15,42	109.363	123.606	13,02
Sweden	-	3.186	-	-	1.859	-
Italy	-	21	-	-	1	-
Portugal	12.542.001	11.804.641	-5,88	1.661.894	1.156.855	-30,39
Poland	1.101.960	5	-100,00	141.097	2	-100,00
Czech Republic	-	121	-	-	442	-
<b>Buah-Buahan Tahunan</b>	<b>449.890.565</b>	<b>581.568.031</b>	<b>29,27</b>	<b>159.334.548</b>	<b>275.800.037</b>	<b>73,09</b>
Japan	1.750.557	2.324.700	32,80	1.062.603	1.432.883	34,85
Hong Kong	12.758.863	5.168.579	-59,49	33.428.606	13.332.004	-60,12
Korea, Republic of	3.002	24.879	728,67	3.002	26.399	779,26
Taiwan	53.352	61.367	15,02	59.628	78.232	31,20
China	211.562.551	262.678.428	24,16	67.315.962	163.454.940	142,82
Papua New Guinea	2.502	836	-66,58	6.956	6.042	-13,14
Thailand	27.932.182	96.664.229	246,07	6.317.267	26.306.814	316,43
Singapore	3.697.461	3.986.161	7,81	2.994.729	2.992.439	-0,08
Philippines	120.476	76.662	-36,37	32.411	160.347	394,73
Malaysia	181.216.455	184.934.021	2,05	35.751.588	40.102.269	12,17
Cambodia	960.761	593.809	-38,19	876.490	521.564	-40,49
Viet Nam	4.649.095	19.585.820	321,28	2.730.427	16.289.157	496,58
Maldives	66.480	2.000	-96,99	39.882	2.800	-92,98
India	200.339	310.695	55,08	606.414	824.089	35,90
Pakistan	-	37.450	-	-	108.560	-
Bangladesh	324.000	147.750	-54,40	293.385	138.071	-52,94
Sri Lanka	-	136.446	-	-	36.825	-
Saudi Arabia	601.372	470.700	-21,73	593.436	728.125	22,70
Kuwait	57.648	51.127	-11,31	131.837	109.645	-16,83
Jordan	120	29.175	24.212,50	540	34.294	6.250,74
Yemen	40	-	-	50	-	-
Oman	497.246	659.120	32,55	452.165	682.219	50,88
Turkey	78.380	-	-	28.517	-	-
United Arab Emirates	2.275.410	2.532.089	11,28	2.778.085	3.045.811	9,64
Qatar	108.729	80.356	-26,10	161.271	153.713	-4,69
Bahrain	5.102	12.630	147,53	16.110	19.530	21,22
Tunisia	41.960	-	-	33.962	-	-
Cameroon	294	147	-50,00	43.560	24.948	-42,73
Nigeria	1.493	4.704	215,07	278.014	966.954	247,81
Democratic Rep. of the Congo	-	1.145	-	-	237.523	-
Australia	7.565	10.987	45,23	40.879	43.662	6,81
New Zealand	2	430	25.498,33	17	1.660	9.729,02
Vanuatu	36	72	100,00	300	600	100,00
Christmas Islands	1.516	663	-56,27	2.510	680	-72,91
East Timor	50.194	37.989	-24,32	56.990	43.554	-23,58
United States	116.077	1.504	-98,70	111.283	7.880	-92,92
Canada	636	13.690	2.052,55	7.291	121.758	1.570,03



Lanjutan Tabel 3.6

Komoditas/Negara Tujuan	Berat Bersih (kg)		Perub %	Nilai FOB (US\$)		Perub %
	Jan-Jul 2023	Jan-Jul 2024		Jan-Jul 2023	Jan-Jul 2024	
(1)	(2)	(3)	(4)	(5)	(6)	(7)
Guatemala	270	28	-89,63	28.874	7.029	-75,66
Honduras	1.383	-	-	169.970	-	-
Venezuela	689	-	-	135.000	-	-
Colombia	906	-	-	125.799	-	-
Peru	425	811	90,82	70.559	153.600	117,69
Dominican Republic	26.800	263.870	884,59	26.799	121.035	351,63
United Kingdom	129.939	103.750	-20,15	472.784	500.107	5,78
Netherlands	339.392	154.276	-54,54	753.854	803.696	6,61
France	116.449	135.743	16,57	562.859	826.105	46,77
Germany, Fed. Rep. of	60.640	221.853	265,85	433.365	860.249	98,50
Belgium	-	1.062	-	-	242.251	-
Switzerland	2.104	2.867	36,27	19.492	32.132	64,85
Denmark	19.500	91	-99,54	26.000	129	-99,50
Norway	-	9.576	-	-	23.940	-
Finland	380	200	-47,37	929	522	-43,81
Italy	4.966	1.994	-59,83	27.006	15.007	-44,43
Spain	-	822	-	-	8.663	-
Greece	19.510	-	-	22.500	-	-
Hungary	4.700	-	-	11.359	-	-
Bulgaria	3.368	-	-	39.177	-	-
Czech Republic	2.679	14.734	449,95	9.953	44.953	351,66
Russia Federation	14.569	15.993	9,77	142.101	124.630	-12,29
<b>Tanaman Obat, Aromatik, dan Rempah- Rempah</b>	<b>170.889.338</b>	<b>156.939.190</b>	<b>-8,16</b>	<b>281.737.180</b>	<b>235.839.099</b>	<b>-16,29</b>
Japan	400.643	465.877	16,28	4.038.231	4.252.999	5,32
Hong Kong	84.374	50.671	-39,94	81.398	118.210	45,22
Korea, Republic of	257.811	251.065	-2,62	1.474.645	1.337.119	-9,33
Taiwan	861.104	959.661	11,45	1.274.941	1.441.637	13,07
China	27.816.791	25.378.686	-8,76	71.800.443	59.184.175	-17,57
Papua New Guinea	-0	-	-	2	-	-
Thailand	1.316.833	977.545	-25,77	4.025.204	3.793.587	-5,75
Singapore	3.916.530	354.241	-90,96	4.558.465	1.776.513	-61,03
Philippines	3.000	1.691	-43,64	13.926	26.600	91,01
Malaysia	11.170.190	5.892.484	-47,25	10.053.316	4.578.628	-54,46
Myanmar	40.341	22.830	-43,41	321.304	73.206	-77,22
Cambodia	-	109	-	-	394	-
Brunei Darussalam	17.802	4.784	-73,13	26.446	44.729	69,14
Nepal	1.334.570	1.869.145	40,06	1.478.837	1.568.175	6,04
Bhutan	-	63.500	-	-	35.800	-
Viet Nam	2.521.783	5.854.110	132,14	12.895.335	14.391.844	11,61
Maldives	369.036	301.197	-18,38	672.991	466.417	-30,69
India	16.260.335	14.449.065	-11,14	36.809.786	32.038.125	-12,96
Pakistan	17.430.916	7.299.664	-58,12	11.372.433	6.941.924	-38,96
Bangladesh	21.215.333	12.640.865	-40,42	22.633.376	13.431.874	-40,65
Sri Lanka	985.500	215.580	-78,12	902.673	157.173	-82,59
Afghanistan	3.970	417.307	10.411,51	43.152	238.880	453,58
Iraq	981.300	45.980	-95,31	500.084	52.125	-89,58
Iran (Islamic Republic of)	46.656.302	66.303.948	42,11	32.425.004	38.156.644	17,68
Saudi Arabia	694.371	531.747	-23,42	1.404.727	1.053.388	-25,01
Israel	25.650	55.064	114,67	195.539	288.648	47,62
Kuwait	1.407	22.310	1.485,64	7.035	56.927	709,19
Jordan	10.000	10.000	-0	47.000	66.000	40,43
Lebanon	26.010	3.000	-88,47	129.659	17.700	-86,35
Yemen	33.860	-	-	28.822	-	-
Oman	-	10.700	-	-	15.654	-
Syria Arab Republic	42.000	40.430	-3,74	208.919	194.510	-6,90
Turkey	60.021	144.900	141,42	201.007	692.770	244,65
United Arab Emirates	5.540.811	2.533.699	-54,27	6.442.818	2.216.608	-65,60
Qatar	2.773	7.068	154,92	19.177	30.692	60,04
Bahrain	20.792	17.884	-13,99	102.680	97.233	-5,31
Cyprus	-	17.000	-	-	43.475	-
Egypt	140.210	89.783	-35,97	285.514	350.068	22,61
Libyan Arab Jamahiriya	19.500	41.840	114,56	43.550	49.334	13,28
Morocco	75.088	45.819	-38,98	1.001.648	554.730	-44,62
Algeria	75.000	-	-	400.650	-	-
Sudan	9.425	-	-	38.298	-	-
Ethiopia	19.800	6.700	-66,16	61.905	21.440	-65,37
Nigeria	34.212	49.285	44,06	164.586	154.190	-6,32
Senegal	25.480	-	-	221.695	-	-
Djibouti	46.150	27.000	-41,50	193.095	108.950	-43,58
South Africa	500	400	-20,00	1.340	1.110	-17,16
Mauritius	600	-	-	7.455	-	-
Democratic Rep. of the Congo	38.150	47.250	23,85	199.406	191.904	-3,76
Australia	46.121	19.757	-57,16	222.169	140.793	-36,63
New Zealand	27	84	209,26	2.503	1.752	-30,01
Christmas Islands	-	37	-	-	24	-
East Timor	10.347	14.687	41,94	11.855	12.489	5,35
United States	6.595.371	5.749.556	-12,82	27.317.836	23.408.529	-14,31
Canada	60.720	126.913	109,01	749.697	750.583	0,12
Mexico	18.100	17.000	-6,08	95.688	73.270	-23,43



Lanjutan Tabel 3.6

Komoditas/Negara Tujuan	Berat Bersih (kg)		Perub %	Nilai FOB (US\$)		Perub %
	Jan-Jul 2023	Jan-Jul 2024		Jan-Jul 2023	Jan-Jul 2024	
	(1)	(2)	(3)	(4)	(5)	(6)
Guatemala	-	8.500	-	-	61.220	-
Suriname	1.828	2.945	61,13	21.379	10.589	-50,47
Chile	-	5.300	-	-	74.730	-
Venezuela	18.000	-	-	69.102	-	-
Argentina	80.600	70.193	-12,91	303.847	328.205	8,02
Brazil	619.200	386.569	-37,57	2.820.937	1.208.786	-57,15
Colombia	5.000	2.321	-53,59	42.550	15.200	-64,28
Uruguay	3.500	10.850	210,00	32.006	56.268	75,80
Peru	-	14.500	-	-	126.985	-
Dominican Republic	7.000	24.625	251,79	61.530	193.951	215,21
Martinique	130	-	-	5.327	-	-
Guadeloupe	598	486	-18,73	35.207	42.970	22,05
United Kingdom	87.905	89.604	1,93	525.301	481.408	-8,36
Netherlands	808.125	670.539	-17,03	5.573.399	4.468.064	-19,83
France	302.995	400.910	32,32	2.045.125	2.141.842	4,73
Germany, Fed. Rep. of	666.674	796.142	19,42	6.384.929	6.311.411	-1,15
Austria	10.700	11.535	7,80	27.134	25.426	-6,29
Belgium	52.337	13.752	-73,72	602.772	157.803	-73,82
Switzerland	21	1	-95,19	4.100	172	-95,80
Denmark	-	-0	-	-	-0	-
Norway	28.000	26.012	-7,10	143.187	126.774	-11,46
Sweden	3.066	18.899	516,41	20.740	135.721	554,39
Italy	278.597	221.572	-20,47	2.119.089	1.559.523	-26,41
Spain	87.350	94.290	7,94	450.773	424.035	-5,93
Portugal	121.980	127.000	4,12	747.507	691.430	-7,50
Greece	84.270	38.420	-54,41	427.059	156.108	-63,45
Hungary	3.219	6.710	108,44	30.609	42.450	38,68
Poland	57.910	92.327	59,43	513.926	664.776	29,35
Romania	-	21.800	-	-	104.172	-
Albania	-	57	-	-	6.206	-
Armenia	2.068	-	-	15.980	-	-
Kazakhstan	3.500	10.100	188,57	25.925	23.150	-10,70
Moldova, Republic of	-	32	-	-	2.560	-
Ukraine	1.037	2.200	112,15	8.285	10.450	26,13
Latvia	29.150	40.600	39,28	60.666	193.959	219,72
Estonia	20.000	10.004	-49,98	166.500	80.675	-51,55
Georgia	-	3.300	-	-	16.677	-
Slovakia	7.997	55	-99,31	76.359	4.661	-93,90
Czech Republic	79.399	192.663	142,65	542.569	791.769	45,93
Rep. of Macedonia	1.006	-	-	8.828	-	-
Russia Federation	99.218	74.459	-24,95	616.270	399.428	-35,19
<b>Cengkeh</b>	<b>7.731.793</b>	<b>18.170.974</b>	<b>135,02</b>	<b>48.723.475</b>	<b>135.502.566</b>	<b>178,11</b>
Japan	46.000	33.090	-28,07	353.248	264.561	-25,11
Hong Kong	18.520	8.970	-51,57	25.895	49.677	91,84
Korea, Republic of	13.176	20.122	52,72	87.986	182.128	107,00
Taiwan	45.190	54.711	21,07	198.724	280.966	41,39
China	1.199.439	2.377.833	98,25	4.816.194	11.543.058	139,67
Thailand	55.085	129.571	135,22	426.153	968.666	127,30
Singapore	182.577	657.979	260,38	1.490.170	5.152.302	245,75
Philippines	-	30	-	-	293	-
Malaysia	86.293	268.467	211,11	554.906	1.836.597	230,97
Myanmar	24.020	53.000	120,65	177.795	459.155	158,25
Nepal	30.660	94.187	207,20	140.871	649.495	361,06
Viet Nam	115.225	744.663	546,27	884.725	4.094.507	362,80
Maldives	1.930	3.860	100,00	8.800	13.200	50,00
India	684.097	3.369.453	392,54	4.167.982	29.129.050	598,88
Pakistan	550.485	723.525	31,43	3.094.922	4.086.422	32,04
Bangladesh	972.440	1.266.076	30,20	6.255.190	8.339.205	33,32
Afghanistan	6.000	7.698	28,30	36.210	19.554	-46,00
Iraq	64.000	126.335	97,40	140.093	807.242	476,22
Iran (Islamic Republic of)	162.125	241.620	49,03	928.195	1.675.028	80,46
Saudi Arabia	792.090	1.884.770	137,95	6.463.638	16.814.011	160,13
Israel	65.930	70.651	7,16	272.577	431.045	58,14
Kuwait	21.000	81.060	286,00	197.499	701.652	255,27
Jordan	60.010	11.000	-81,67	87.812	99.000	12,74
Lebanon	53.515	14.600	-72,72	112.809	56.040	-50,32
Yemen	-	11.000	-	-	89.150	-
Syria Arab Republic	207.730	133.670	-35,65	474.530	362.376	-23,63
Turkey	65.100	326.450	401,46	541.864	2.650.988	389,23
United Arab Emirates	409.125	1.398.339	241,79	3.269.490	11.641.518	256,07
Qatar	33.200	49.980	50,54	203.740	392.130	92,47
Bahrain	23.590	15.131	-35,86	178.325	94.695	-46,90
Cyprus	-	7.000	-	-	59.705	-
Egypt	70.720	407.147	475,72	175.460	2.250.947	1.182,89
Libyan Arab Jamahiriya	10.000	68.500	585,00	83.000	540.121	550,75
Morocco	26.000	128.780	395,31	231.939	1.099.213	373,92
Tunisia	-	22.580	-	-	196.968	-
Algeria	12.000	85.330	611,08	99.300	728.762	633,90
Sudan	71.720	44.800	-37,53	632.588	308.928	-51,16
Eritrea	-	20.680	-	-	191.500	-

Lanjutan Tabel 3.6

Komoditas/Negara Tujuan	Berat Bersih (kg)		Perub %	Nilai FOB (US\$)		Perub %
	Jan-Jul 2023	Jan-Jul 2024		Jan-Jul 2023	Jan-Jul 2024	
	(1)	(2)	(3)	(4)	(5)	(6)
Ethiopia	21.090	60.228	185,58	100.056	362.830	262,63
Somalia	-	10.500	-	-	91.350	-
Togo	-	27.030	-	-	232.458	-
Congo	300	-	-	80	-	-
Nigeria	-	109.840	-	-	882.880	-
Senegal	2.000	21.200	960,00	14.300	147.603	932,19
Mauritania	-	5.230	-	-	52.776	-
Benin	27.020	-	-	204.232	-	-
Djibouti	36.050	25.000	-30,65	317.149	203.500	-35,83
South Africa	-	9.000	-	-	13.572	-
Mauritius	150	6.000	3.900,00	1.403	57.110	3.972,01
Australia	29.200	53.850	84,42	163.232	408.641	150,34
New Zealand	-	1.000	-	-	9.347	-
East Timor	-	200	-	-	1.083	-
United States	324.264	611.404	88,55	3.215.013	5.682.459	76,75
Canada	81.379	127.179	56,28	382.191	806.274	110,96
Mexico	72.200	423.722	486,87	250.396	3.545.885	1.316,11
Guatemala	-	12.000	-	-	107.952	-
Suriname	-	400	-	-	4.940	-
Chile	116.425	109.500	-5,95	957.413	966.434	0,94
Venezuela	3.000	12.000	300,00	26.346	101.400	284,88
Argentina	10.000	19.478	94,78	45.407	150.560	231,58
Brazil	44.900	25.909	-42,30	213.357	310.094	45,34
Colombia	23.000	77.981	239,05	207.575	614.568	196,07
Bolivia	-	49.500	-	-	431.888	-
Uruguay	-	4.200	-	-	40.030	-
Ecuador	-	93.200	-	-	827.255	-
Peru	327.400	511.750	56,31	2.837.188	4.667.553	64,51
Dominican Republic	5.000	152.540	2.950,80	44.700	1.369.989	2.964,85
El Salvador	-	12.000	-	-	112.347	-
Costa Rica	3.000	2.000	-33,33	20.850	19.500	-6,47
Haiti	25.500	179.075	602,25	219.300	1.579.980	620,46
United Kingdom	48.490	32.234	-33,52	388.783	286.495	-26,31
Netherlands	160.687	21.334	-86,72	732.355	61.027	-91,67
France	50.001	45.099	-9,80	459.176	466.653	1,63
Germany, Fed. Rep. of	10.226	84.500	726,33	30.498	368.442	1.108,07
Norway	1.000	-	-	9.400	-	-
Italy	26.700	37.905	41,96	218.596	293.191	34,12
Spain	-	2.940	-	-	19.714	-
Greece	1.500	-	-	13.800	-	-
Hungary	-	1.200	-	-	10.140	-
Poland	11.000	18.010	63,73	100.630	123.065	22,29
Romania	1.000	23.510	2.251,00	8.732	210.594	2.311,75
Bulgaria	10.000	5.000	-50,00	91.000	49.250	-45,88
Armenia	100	-	-	1.270	-	-
Kazakhstan	9.000	12.000	33,33	87.750	104.700	19,32
Ukraine	-	1.800	-	-	20.715	-
Estonia	-	11.000	-	-	124.245	-
Georgia	-	16.750	-	-	152.775	-
Slovakia	5.000	-	-	59.458	-	-
Slovenia	2.000	9.560	378,00	9.240	38.752	319,39
Russia Federation	64.221	132.559	106,41	479.972	1.110.715	131,41
<b>Lada Putih</b>	<b>7.517.442</b>	<b>10.618.329</b>	<b>41,25</b>	<b>40.655.108</b>	<b>58.178.163</b>	<b>43,10</b>
Japan	517.956	634.112	22,43	3.529.525	4.266.977	20,89
Hong Kong	2.283	25.874	1.033,48	10.858	179.911	1.556,87
Korea, Republic of	340	14.000	4.012,45	2.365	84.000	3.451,23
Taiwan	453.637	614.907	35,55	2.649.511	3.815.700	44,02
China	1.063.515	1.308.639	23,05	4.078.078	5.037.049	23,52
Thailand	300.000	325.000	8,33	1.927.863	1.983.148	2,87
Singapore	400.488	798.829	99,46	2.340.928	5.632.192	140,60
Philippines	23.750	-	-	131.520	-	-
Malaysia	353.025	461.953	30,86	2.061.935	2.797.628	35,68
Nepal	129.325	161.658	25,00	720.138	979.243	35,98
Viet Nam	925.183	2.127.005	129,90	4.874.721	10.149.300	108,20
India	1.084.251	1.080.441	-0,35	4.348.116	4.411.415	1,46
Pakistan	30.108	99.597	230,80	60.759	329.094	441,64
Bangladesh	10.500	19.180	82,67	11.550	36.127	212,79
Iraq	-	490	-	-	1.176	-
Israel	1.000	6.987	598,74	5.600	39.280	601,43
United Arab Emirates	28.002	14.000	-50,00	146.524	79.100	-46,02
Morocco	11.040	2.350	-78,71	53.933	11.750	-78,21
Ethiopia	13.110	11.072	-15,55	45.733	34.608	-24,33
Nigeria	1.000	-	-	5.400	-	-
Djibouti	-	42.000	-	-	268.629	-
Mauritius	25	-	-	205	-	-
East Timor	200	3	-98,50	100	2	-98,50
United States	1.341.229	1.547.868	15,41	8.083.994	9.486.775	17,35
Canada	5.998	-	-	30.321	-	-
Mexico	1.000	-	-	5.960	-	-
Dominican Republic	9.000	-	-	49.986	-	-

Lanjutan Tabel 3.6

Komoditas/Negara Tujuan	Berat Bersih (kg)		Perub %	Nilai FOB (US\$)		Perub %
	Jan-Jul 2023	Jan-Jul 2024		Jan-Jul 2023	Jan-Jul 2024	
	(1)	(2)	(3)	(4)	(5)	(6)
United Kingdom	15.025	75.275	401,00	93.975	440.501	368,74
Netherlands	235.490	192.000	-18,47	1.743.069	1.676.240	-3,83
France	150.039	490.037	226,61	1.058.077	3.035.551	186,89
Germany, Fed. Rep. of	397.425	543.895	36,85	2.508.367	3.276.973	30,64
Italy	-	15.956	-	-	95.655	-
Spain	2.000	-	-	13.250	-	-
Greece	6.500	5.000	-23,08	33.248	29.000	-12,78
Slovenia	5.000	-	-	29.500	-	-
Russia Federation	-	200	-	-	1.140	-
<b>Biji Kakao</b>	<b>10.110.003</b>	<b>9.335.449</b>	<b>-7,66</b>	<b>29.862.229</b>	<b>46.928.882</b>	<b>57,15</b>
Japan	11.157	5.640	-49,45	60.379	71.658	18,68
China	10	-	-	105	-	-
Singapore	1.564	1.525	-2,49	11.785	18.846	59,92
Philippines	300.000	-	-	888.750	-	-
Malaysia	9.619.970	9.303.606	-3,29	28.315.503	46.643.990	64,73
Australia	-	7	-	-	94	-
United States	115.392	19	-99,98	373.517	23	-99,99
Netherlands	35.826	17.113	-52,23	126.239	142.949	13,24
France	-	4	-	-	12	-
Germany, Fed. Rep. of	693	7.526	986,39	2.804	51.234	1.727,37
Belgium	25.340	-	-	81.629	-	-
Switzerland	6	4	-34,38	19	49	163,62
Italy	45	-	-	1.500	-	-
Poland	-	1	-	-	11	-
Latvia	-	4	-	-	15	-
<b>Lada Hitam</b>	<b>5.266.825</b>	<b>8.163.614</b>	<b>55,00</b>	<b>20.363.817</b>	<b>35.466.372</b>	<b>74,16</b>
Japan	81.368	62.751	-22,88	411.139	409.613	-0,37
Hong Kong	51.557	51.700	0,28	205.115	222.927	8,68
Korea, Republic of	-	144.000	-	-	614.260	-
Taiwan	182.430	163.180	-10,55	711.400	703.439	-1,12
China	1.020.054	1.188.418	16,51	4.442.050	5.966.275	34,31
Thailand	200.000	300.000	50,00	877.831	1.247.219	42,08
Singapore	124.180	380.801	206,65	461.135	1.800.824	290,52
Philippines	20.000	-	-	74.424	-	-
Malaysia	260.374	92.738	-64,38	599.341	333.254	-44,40
Viet Nam	1.328.431	2.025.571	52,48	4.819.883	8.896.020	84,57
India	452.906	703.457	55,32	1.865.972	3.002.799	60,92
Pakistan	108.000	61.341	-43,20	364.876	184.620	-49,40
Bangladesh	-	1.550	-	-	18.752	-
Saudi Arabia	-	33.000	-	-	115.500	-
Turkey	100.000	-	-	96.200	-	-
United Arab Emirates	52.002	-	-	249.596	-	-
Egypt	-	18.378	-	-	55.998	-
Nigeria	4.000	4.500	12,50	19.200	13.050	-32,03
Mauritius	1.500	-	-	8.100	-	-
Australia	160	-	-	645	-	-
United States	774.587	1.972.309	154,63	3.146.869	7.623.489	142,26
Canada	55.242	2.994	-94,58	205.605	20.142	-90,20
Mexico	1.000	1.533	53,32	4.440	9.060	104,05
Argentina	-	3.000	-	-	4.717	-
Dominican Republic	19.500	8.347	-57,19	69.288	41.130	-40,64
United Kingdom	2.000	-	-	11.876	-	-
Netherlands	82.985	229.000	175,95	374.903	1.066.130	184,38
France	153.014	318.034	107,85	621.348	1.276.585	105,45
Germany, Fed. Rep. of	31.000	206.264	565,37	168.522	958.915	469,01
Spain	-	29.023	-	-	206.214	-
Greece	15.500	35.000	125,81	36.425	194.850	434,94
Poland	-	1.725	-	-	11.213	-
Slovenia	20.000	-	-	72.000	-	-
Russia Federation	125.036	125.000	-0,03	445.635	469.377	5,33
<b>Lada Lainnya</b>	<b>1.319.967</b>	<b>3.225.674</b>	<b>144,38</b>	<b>5.849.638</b>	<b>12.587.159</b>	<b>115,18</b>
Japan	4.311	2.148	-50,17	69.765	39.718	-43,07
Taiwan	685	1.004	46,68	2.085	4.662	123,55
China	886.665	2.346.308	164,62	2.702.584	7.725.604	185,86
Thailand	-	21.400	-	-	30.780	-
Singapore	4.861	2.361	-51,42	11.636	6.638	-42,95
Malaysia	8.226	6.205	-24,57	40.351	24.504	-39,27
Nepal	500	-	-	2.635	-	-
Viet Nam	-	294.580	-	-	689.845	-
India	363.715	418.465	15,05	2.659.601	3.357.141	26,23
Pakistan	6.020	24.890	313,46	22.384	59.049	163,79
Bangladesh	3.997	31.079	677,56	41.604	143.081	243,91
Saudi Arabia	-	1	-	-	20	-
Kuwait	-	500	-	-	2.786	-
Jordan	1.000	-	-	6.000	-	-
United Arab Emirates	1.000	14.000	1.300,00	1.340	70.950	5.194,78
Morocco	-	8.811	-	-	55.900	-
Djibouti	24.025	42.000	74,82	116.275	220.800	89,90

Lanjutan Tabel 3.6

Komoditas/Negara Tujuan	Berat Bersih (kg)		Perub %	Nilai FOB (US\$)		Perub %
	Jan-Jul 2023	Jan-Jul 2024		Jan-Jul 2023	Jan-Jul 2024	
(1)	(2)	(3)	(4)	(5)	(6)	(7)
Australia	150	47	-68,85	3.968	292	-92,64
East Timor	3.617	1.140	-68,48	1.830	782	-57,29
United States	625	250	-60,00	14.118	4.879	-65,44
United Kingdom	750	-	-	9.858	-	-
Netherlands	-	4.000	-	-	76.128	-
France	20	1	-94,95	96	1	-99,00
Germany, Fed. Rep. of	5.050	2.250	-55,45	76.759	41.768	-45,59
Italy	2.750	4.215	53,27	32.500	31.683	-2,51
Spain	2.000	-	-	34.250	-	-
Bulgaria	-	20	-	-	150	-
<b>Karet Alam</b>	<b>2.402.702</b>	<b>373.888</b>	<b>-84,44</b>	<b>2.672.866</b>	<b>423.432</b>	<b>-84,16</b>
Japan	5	21	320,00	703	111	-84,20
China	864.240	22	-100,00	798.657	94	-99,99
Thailand	41	-	-	1.100	-	-
Singapore	59	131	121,73	17.848	425	-97,62
Malaysia	15.000	8	-99,95	12.000	12	-99,90
Viet Nam	322.325	8.500	-97,36	769.225	50.140	-93,48
Turkey	448.500	43.000	-90,41	412.630	43.860	-89,37
Egypt	107.500	-	-	91.375	-	-
East Timor	29	202	596,55	68	322	372,44
Brazil	258.000	171.500	-33,53	231.125	174.715	-24,41
United Kingdom	172.003	3	-100,00	150.656	1.679	-98,89
France	-	1	-	-	69	-
Italy	215.000	150.500	-30,00	187.480	152.005	-18,92
<b>Tanaman Hortikultura Lainnya</b>	<b>1.867.745</b>	<b>2.927.543</b>	<b>56,74</b>	<b>7.375.411</b>	<b>7.179.811</b>	<b>-2,65</b>
Japan	44.452	46.344	4,26	504.412	417.118	-17,31
Hong Kong	3.489	5.880	68,56	69.001	248.182	259,68
Korea, Republic of	848.466	847.185	-0,15	681.706	640.691	-6,02
Taiwan	39.888	2.951	-92,60	52.128	28.620	-45,10
China	440.427	1.432.558	225,27	237.765	721.984	203,65
Thailand	2.219	3.063	38,04	40.049	81.731	104,08
Singapore	73.654	25.860	-64,89	1.079.786	427.280	-60,43
Philippines	971	5.256	441,14	16.182	23.946	47,99
Malaysia	30.118	6.112	-79,71	22.620	8.224	-63,64
Cambodia	240	265	10,42	32.918	36.414	10,62
Brunei Darussalam	47	85	80,85	680	2.031	198,84
Nepal	5	-	-	1.302	-	-
Viet Nam	129	56	-56,50	8.714	6.936	-20,40
India	340	233	-31,54	27.110	23.398	-13,69
Iraq	92	14.148	15.278,14	1.025	12.676	1.136,57
Saudi Arabia	86.062	317.657	269,10	60.995	163.244	167,64
Kuwait	10.174	235	-97,69	14.286	8.915	-37,59
Jordan	14	33	136,40	68	1.212	1.692,12
Oman	23	406	1.658,53	569	5.127	800,84
Turkey	18.040	261	-98,55	16.674	4.684	-71,91
United Arab Emirates	43.000	34.572	-19,60	12.060	59.240	391,21
Qatar	33	1.380	4.082,73	379	13.033	3.335,13
Bahrain	25	1.801	7.104,80	1.725	6.849	297,05
Namibia	-	10	-	-	139	-
Madagascar	-	48	-	-	534	-
Nigeria	-	65	-	-	2.870	-
Cote D'Ivoire	65	-	-	5.268	-	-
South Africa	477	634	32,96	61.189	95.541	56,14
Zambia	286	94	-67,35	5.991	2.072	-65,42
Mauritius	4	-	-	160	-	-
Australia	6.111	817	-86,63	230.762	201.013	-12,89
New Zealand	5	2	-52,22	5.070	1.504	-70,34
East Timor	6	-	-	70	-	-
United States	55.023	43.422	-21,08	1.187.585	1.199.830	1,03
Canada	9.252	11.400	23,22	180.305	215.293	19,40
Suriname	1.200	-	-	16.504	-	-
Chile	1.000	1.035	3,53	160.229	204.377	27,55
Barbados	-	4	-	-	311	-
United Kingdom	1.658	6.575	296,58	25.232	110.828	339,24
Netherlands	92.968	78.526	-15,53	2.289.416	1.929.436	-15,72
France	529	402	-24,14	4.913	5.425	10,41
Germany, Fed. Rep. of	22.347	10.026	-55,13	110.095	108.554	-1,40
Austria	6	-	-	120	-	-
Belgium	221	-	-	4.348	-	-
Sweden	5	-	-	2	-	-
Italy	14.504	10.257	-29,28	41.415	16.344	-60,54
Spain	14.077	14.140	0,45	53.186	46.841	-11,93
Portugal	24	5	-79,17	648	148	-77,16
Greece	-	27	-	-	6.574	-
Hungary	-	67	-	-	1.590	-
Poland	2.112	712	-66,27	31.197	38.946	24,84
Kazakhstan	180	-	-	4.925	-	-
Uzbekistan	10	-	-	205	-	-
Estonia	13	-	-	50	-	-

Lanjutan Tabel 3.6

Komoditas/Negara Tujuan	Berat Bersih (kg)		Perub %	Nilai FOB (US\$)		Perub %
	Jan-Jul 2023	Jan-Jul 2024		Jan-Jul 2023	Jan-Jul 2024	
	(1)	(2)	(3)	(4)	(5)	(6)
Czech Republic	1.920	578	-69,91	43.002	12.169	-71,70
Russia Federation	1.837	2.355	28,21	31.374	37.937	20,92
<b>Tanaman Hias</b>	<b>1.424.088</b>	<b>1.661.629</b>	<b>16,68</b>	<b>1.058.582</b>	<b>1.144.465</b>	<b>8,11</b>
Japan	671.745	554.645	-17,43	892.777	997.213	11,70
Taiwan	52.638	23.432	-55,48	47.384	18.443	-61,08
Singapore	-	430	-	-	864	-
Malaysia	698.550	1.082.405	54,95	105.693	126.604	19,79
Saudi Arabia	14	-	-	632	-	-
Qatar	74	-	-	551	-	-
Australia	1.067	-	-	11.546	-	-
East Timor	-	693	-	-	535	-
Uruguay	-	23	-	-	806	-
<b>Sarang Burung</b>	<b>796.982</b>	<b>695.976</b>	<b>-12,67</b>	<b>354.361.403</b>	<b>326.176.770</b>	<b>-7,95</b>
Japan	138	157	13,75	70.112	80.087	14,23
Hong Kong	428.335	264.694	-38,20	48.191.478	42.030.240	-12,78
Taiwan	5.230	5.604	7,15	876.896	862.451	-1,65
China	212.831	221.123	3,90	260.710.541	248.798.707	-4,57
Macau	-	53	-	-	56.278	-
Singapore	18.135	22.973	26,68	8.266.007	10.518.394	27,25
Philippines	22	4	-81,82	1.612	350	-78,29
Malaysia	14.004	6.864	-50,99	621.991	344.591	-44,60
Cambodia	-	21	-	-	1.260	-
Lao People'S Dem. Rep.	147	33	-77,47	7.243	8.320	14,88
Viet Nam	105.103	160.271	52,49	26.141.771	13.631.188	-47,86
United Arab Emirates	29	1	-96,55	1.650	250	-84,85
Australia	1.397	1.199	-14,18	1.531.966	1.152.056	-24,80
United States	10.321	11.781	14,15	7.177.743	8.009.320	11,59
Canada	1.196	1.070	-10,48	711.452	615.770	-13,45
France	94	128	35,64	50.641	67.509	33,31
Germany, Fed. Rep. of	1	-	-	302	-	-
<b>Babi</b>	<b>7.687.116</b>	<b>-</b>	<b>-</b>	<b>20.668.095</b>	<b>-</b>	<b>-</b>
Singapore	7.687.116	-	-	20.668.095	-	-
<b>Ternak Lainnya</b>	<b>1.210.793</b>	<b>2.462.237</b>	<b>103,36</b>	<b>3.135.791</b>	<b>5.316.893</b>	<b>69,56</b>
Japan	649	291	-55,14	20.517	14.184	-30,87
Hong Kong	2.027	9.973	391,98	2.634	30.925	1.074,16
Korea, Republic of	44	63	44,25	341	672	97,18
Taiwan	2.556	2.102	-17,76	13.868	14.740	6,28
China	48	20	-57,81	232	313	34,79
Thailand	192	272	42,04	1.480	1.851	25,11
Singapore	342.581	1.623.172	373,81	1.211.226	3.333.790	175,24
Philippines	341	1.059	210,56	1.580	6.077	284,72
Malaysia	127.044	335.492	164,08	253.321	302.244	19,31
Myanmar	24.733	4.590	-81,44	409.212	620.300	51,58
Cambodia	10	69	590,00	177	280	57,98
Brunei Darussalam	278	45.055	16.118,50	1.636	267.940	16.281,16
Lao People'S Dem. Rep.	1.000	-	-	7.000	-	-
Viet Nam	56	31	-44,64	252	600	138,10
India	158	45	-71,52	600	1.575	162,50
Pakistan	20	-	-	4.000	-	-
Sri Lanka	-	104	-	-	591	-
Iraq	-	1	-	-	500	-
Iran (Islamic Republic of)	-	3	-	-	29	-
Saudi Arabia	19.478	1.025	-94,74	244.923	5.421	-97,79
Kuwait	91	118	29,84	1.755	6.681	280,77
Turkey	90	-	-	550	-	-
United Arab Emirates	468	17.350	3.607,16	18.981	80.730	325,32
Qatar	139	130	-6,47	990	1.540	55,63
Bahrain	-	11	-	-	75	-
Egypt	-	17	-	-	100	-
Morocco	50	-	-	670	-	-
Kenya	-	14	-	-	100	-
Cote D'Ivoire	778	8.750	1.024,68	4.128	12.500	202,85
Senegal	408	1.750	328,92	786	3.680	368,25
Uganda	60	-	-	260	-	-
South Africa	250	60	-76,00	666	306	-54,09
Zimbabwe	35	-	-	98	-	-
Australia	16.800	-	-	61.320	-	-
East Timor	667.190	406.202	-39,12	809.337	492.710	-39,12
United States	1.491	2.713	82,03	35.060	45.931	31,01
Canada	192	308	60,84	2.965	6.720	126,60
Mexico	-	10	-	-	75	-
Brazil	73	84	15,07	250	274	9,60
United Kingdom	686	364	-46,97	5.516	23.932	333,89
Netherlands	87	19	-77,68	1.072	5.360	400,23
France	10	30	198,33	75	186	147,95
Germany, Fed. Rep. of	114	314	176,20	913	5.361	487,40
Belgium	7	15	114,29	73	100	37,12

Lanjutan Tabel 3.6

Komoditas/Negara Tujuan	Berat Bersih (kg)		Perub %	Nilai FOB (US\$)		Perub %
	Jan-Jul 2023	Jan-Jul 2024		Jan-Jul 2023	Jan-Jul 2024	
	(1)	(2)	(3)	(4)	(5)	(6)
Switzerland	-	3	-	-	134	-
Italy	95	162	70,53	1.013	3.355	231,36
Spain	85	23	-72,94	670	186	-72,24
Greece	-	10	-	-	100	-
Hungary	22	13	-38,69	160	472	194,75
Poland	77	52	-31,94	251	365	45,68
Bulgaria	-	1	-	-	30	-
Azerbaijan	3	3	-0	8	54	577,88
Kazakhstan	-0	3	1.100,00	6	22	275,00
Uzbekistan	177	50	-71,75	5.253	1.355	-74,21
Czech Republic	57	177	211,61	5.720	10.630	85,82
Russia Federation	46	111	141,59	4.252	11.800	177,49
<b>Reptil</b>	<b>97.407</b>	<b>89.543</b>	<b>-8,07</b>	<b>1.741.928</b>	<b>1.564.901</b>	<b>-10,16</b>
Japan	1.540	1.223	-20,56	289.990	265.995	-8,27
Hong Kong	150	153	2,00	73.323	38.565	-47,40
Korea, Republic of	24.251	10.979	-54,73	109.926	55.794	-49,24
Taiwan	273	1.178	331,50	40.098	59.002	47,14
China	423	859	103,07	14.287	15.000	4,99
Singapore	68.028	70.935	4,27	204.274	217.280	6,37
Philippines	19	-	-	10.020	-	-
Malaysia	5	54	980,00	3.300	23.653	616,76
Saudi Arabia	55	-	-	1.400	-	-
United Arab Emirates	166	17	-89,76	10.501	18.800	79,03
Qatar	-	1	-	-	27	-
Bahrain	15	-	-	300	-	-
South Africa	-	50	-	-	2.206	-
Mauritius	1	-	-	500	-	-
United States	1.683	3.175	88,65	805.354	639.930	-20,54
Canada	75	112	49,33	2.000	32.210	1.510,50
Panama	11	14	27,27	1.330	2.085	56,77
Suriname	-	22	-	-	145	-
United Kingdom	18	115	538,89	16.570	39.705	139,62
Germany, Fed. Rep. of	187	248	32,39	36.574	42.817	17,07
Italy	220	85	-61,36	13.755	4.573	-66,75
Kazakhstan	17	15	-11,76	6.355	7.825	23,13
Czech Republic	243	200	-17,37	96.659	77.210	-20,12
Russia Federation	28	107	282,14	5.413	22.081	307,93
<b>Satwa Liar</b>	<b>8.192</b>	<b>418</b>	<b>-94,89</b>	<b>1.781.992</b>	<b>62.897</b>	<b>-96,47</b>
Japan	319	233	-27,02	6.860	11.597	69,04
India	-	62	-	-	18.950	-
Bangladesh	88	-	-	5.550	-	-
Iraq	-	7	-	-	10.050	-
Kuwait	30	-	-	3.000	-	-
Lebanon	161	62	-61,49	86.000	15.580	-81,88
Turkey	76	-	-	8.490	-	-
United States	7.500	1	-99,99	1.664.755	480	-99,97
United Kingdom	10	-	-	1.120	-	-
Netherlands	-	20	-	-	225	-
Germany, Fed. Rep. of	6	-	-	517	-	-
Norway	-	4	-	-	1.500	-
Uzbekistan	-	20	-	-	1.040	-
Czech Republic	2	10	400,00	5.700	3.475	-39,04
<b>Gaharu</b>	<b>767.250</b>	<b>540.119</b>	<b>-29,60</b>	<b>9.653.834</b>	<b>7.404.542</b>	<b>-23,30</b>
Japan	-	300	-	-	32.000	-
Korea, Republic of	80.000	49.958	-37,55	1.032.600	661.550	-35,93
Taiwan	1.432	24	-98,29	114.271	1.933	-98,31
China	60.052	32.500	-45,88	25.560	13.000	-49,14
Thailand	46	220	378,26	1.220	2.500	104,92
Singapore	56.620	76.999	35,99	1.087.971	549.434	-49,50
Malaysia	845	5.371	535,62	33.850	26.569	-21,51
Brunei Darussalam	5	-	-	500	-	-
Viet Nam	1.330	2.742	106,17	12.950	23.130	78,61
India	24.420	-	-	66.900	-	-
Saudi Arabia	308.737	235.083	-23,86	5.839.293	4.532.328	-22,38
Kuwait	3.224	8.345	158,82	72.539	136.892	88,72
Oman	-	905	-	-	6.335	-
United Arab Emirates	59.123	62.849	6,30	831.335	1.208.862	45,41
Qatar	1.716	1.513	-11,86	124.291	116.609	-6,18
Bahrain	1.500	-	-	47.500	-	-
Libyan Arab Jamahiriya	-	38.000	-	-	59.500	-
Morocco	1.200	310	-74,17	15.020	7.400	-50,73
Sudan	113.000	15.000	-86,73	249.000	22.500	-90,96
Cameroon	39.000	10.000	-74,36	61.534	4.000	-93,50
Benin	15.000	-	-	37.500	-	-
<b>Bambu</b>	<b>1.278.624</b>	<b>827.620</b>	<b>-35,27</b>	<b>972.477</b>	<b>562.951</b>	<b>-42,11</b>
Hong Kong	1.580	-	-	4.740	-	-
Korea, Republic of	-	154	-	-	777	-

Lanjutan Tabel 3.6

Komoditas/Negara Tujuan	Berat Bersih (kg)		Perub %	Nilai FOB (US\$)		Perub %
	Jan-Jul 2023	Jan-Jul 2024		Jan-Jul 2023	Jan-Jul 2024	
(1)	(2)	(3)	(4)	(5)	(6)	(7)
Taiwan	3.105	1.215	-60,87	2.990	1.170	-60,87
China	13.257	15.678	18,26	5.877	79.557	1.253,69
Singapore	105.192	35.001	-66,73	24.474	7.448	-69,57
Philippines	-	95.407	-	-	48.087	-
Malaysia	150	8.185	5.356,67	459	3.867	742,41
Maldives	18.500	23.780	28,54	7.300	14.948	104,77
India	18.496	9.823	-46,89	123.645	3.724	-96,99
Pakistan	27.000	50.248	86,10	2.000	7.605	280,24
Iran (Islamic Republic of)	-	30	-	-	228	-
Saudi Arabia	129.246	72.949	-43,56	18.569	14.845	-20,06
Kuwait	-	4.000	-	-	7.720	-
Lebanon	100	-	-	422	-	-
Oman	13.125	-	-	5.565	-	-
United Arab Emirates	74.080	30.500	-58,83	17.590	6.607	-62,44
Qatar	-	8.750	-	-	7.000	-
Mauritius	-	505	-	-	372	-
Australia	426.094	115.679	-72,85	366.383	94.367	-74,24
United States	19.373	7.772	-59,88	6.069	2.759	-54,54
Colombia	-	72	-	-	73	-
Costa Rica	-	422	-	-	2.297	-
United Kingdom	10.143	7.586	-25,21	11.280	11.738	4,06
Netherlands	221.788	109.023	-50,84	187.429	88.498	-52,78
France	148.774	196.904	32,35	126.094	118.187	-6,27
Germany, Fed. Rep. of	1.873	7.136	280,97	3.632	8.452	132,69
Belgium	14.553	-	-	8.402	-	-
Denmark	266	6.880	2.484,52	350	4.530	1.194,42
Italy	11.054	7.440	-32,69	22.474	15.807	-29,66
Spain	12.765	1.603	-87,44	12.507	2.145	-82,85
Portugal	432	-	-	100	-	-
Greece	532	-	-	159	-	-
Poland	1.599	-	-	4.882	-	-
Bulgaria	522	953	82,74	687	982	42,90
Albania	5.025	9.925	97,53	8.398	9.162	9,10
<b>Hasil Hutan Lainnya</b>	<b>357.154</b>	<b>483.120</b>	<b>35,27</b>	<b>579.609</b>	<b>728.254</b>	<b>25,65</b>
Japan	440	-	-	258	-	-
Korea, Republic of	30	-	-	300	-	-
Taiwan	8.944	16.740	87,16	9.087	8.855	-2,56
China	191.076	273.575	43,18	244.831	227.480	-7,09
Thailand	-	4.000	-	-	15.869	-
Singapore	47.536	15.022	-68,40	64.561	107.265	66,15
Malaysia	4.881	1.784	-63,44	14.671	3.388	-76,90
Cambodia	3.504	8.213	134,39	7.008	11.106	58,48
Viet Nam	-	53.680	-	-	74.834	-
Pakistan	-	9.758	-	-	4.879	-
Sri Lanka	3.000	12.000	300,00	11.459	47.518	314,68
Saudi Arabia	15.000	34.575	130,50	6.000	13.830	130,50
Oman	-	1.000	-	-	4.005	-
United Arab Emirates	49.189	26.420	-46,29	126.408	62.459	-50,59
Egypt	-	100	-	-	1.805	-
Reunion	-	30	-	-	18	-
Zimbabwe	-	200	-	-	1.000	-
Mauritius	435	15.000	3.348,28	1.145	105.000	9.071,75
Australia	544	56	-89,71	618	77	-87,57
New Zealand	46	-	-	327	-	-
United States	5.109	3.368	-34,07	7.001	14.772	111,00
Bahamas	-	23	-	-	279	-
Cayman Islands	209	30	-85,65	700	209	-70,11
United Kingdom	1.321	7	-99,46	5.040	103	-97,96
Netherlands	80	-	-	38	-	-
France	2.942	50	-98,30	370	4	-98,92
Germany, Fed. Rep. of	20.400	6.000	-70,59	70.739	19.582	-72,32
Belgium	260	550	111,54	1.019	587	-42,37
Italy	750	-	-	495	-	-
Spain	1.150	814	-29,23	6.503	3.253	-49,98
Portugal	-	125	-	-	76	-
Albania	30	-	-	180	-	-
Czech Republic	280	-	-	853	-	-
<b>Kayu Lainnya</b>	<b>254.530</b>	<b>42.730</b>	<b>-83,21</b>	<b>940.906</b>	<b>849.808</b>	<b>-9,68</b>
Hong Kong	-	100	-	-	600	-
Korea, Republic of	-	1.000	-	-	25.000	-
Taiwan	1.859	851	-54,22	14.995	14.000	-6,64
China	240.259	31.146	-87,04	787.827	619.790	-21,33
Singapore	10.913	7.079	-35,13	121.918	158.228	29,78
Malaysia	-	500	-	-	1.500	-
Viet Nam	750	2.036	171,47	7.250	30.540	321,24
Saudi Arabia	350	-	-	4.200	-	-
Kuwait	290	-	-	4.408	-	-
United Arab Emirates	100	14	-86,00	200	140	-30,00
Qatar	9	-	-	108	-	-



Lanjutan Tabel 3.6

Komoditas/Negara Tujuan	Berat Bersih (kg)		Perub %	Nilai FOB (US\$)		Perub %
	Jan-Jul 2023	Jan-Jul 2024		Jan-Jul 2023	Jan-Jul 2024	
	(1)	(2)	(3)	(4)	(5)	(6)
Canada	-	4	-	-	10	-
<b>Kayu Bakar</b>	<b>70.518</b>	<b>49.104</b>	<b>-30,37</b>	<b>72.247</b>	<b>45.724</b>	<b>-36,71</b>
Japan	16.002	2.949	-81,57	19.680	2.508	-87,26
China	500	43.600	8.620,00	20.450	27.870	36,28
Singapore	27.317	67	-99,76	3.547	164	-95,39
Cameroon	15.480	-	-	15.040	-	-
Netherlands	10.840	-	-	2.606	-	-
Italy	379	2.489	556,25	10.925	15.182	38,96
<b>Getah Karet dan Sejenisnya</b>	<b>25.821.775</b>	<b>24.767.964</b>	<b>-4,08</b>	<b>31.244.009</b>	<b>29.972.745</b>	<b>-4,07</b>
Japan	44.050	78.231	77,60	189.368	223.366	17,95
Hong Kong	659	3.330	405,31	15.055	167	-98,89
Korea, Republic of	45.251	39.600	-12,49	136.774	100.785	-26,31
Taiwan	106.900	56.737	-46,93	287.883	169.849	-41,00
China	1.344.010	1.089.587	-18,93	3.127.504	2.810.867	-10,12
Macau	218	120	-44,83	775	240	-69,04
Papua New Guinea	11	444	3.885,64	17	3.118	18.198,06
Thailand	293.950	239.781	-18,43	455.076	395.388	-13,12
Singapore	588.496	473.669	-19,51	1.756.410	1.401.943	-20,18
Philippines	58.300	64.600	10,81	119.790	117.620	-1,81
Malaysia	633.975	661.906	4,41	591.497	588.822	-0,45
Myanmar	-	14.000	-	-	28.700	-
Lao People'S Dem. Rep.	-	197	-	-	610	-
Nepal	502.000	31.500	-93,73	113.762	20.346	-82,12
Viet Nam	3.020.574	2.982.731	-1,25	3.156.608	2.862.076	-9,33
India	13.361.987	12.803.068	-4,18	14.359.301	13.401.974	-6,67
Pakistan	582.331	1.024.072	75,86	388.732	740.107	90,39
Bangladesh	2.359.278	1.888.970	-19,93	1.617.274	1.309.510	-19,03
Sri Lanka	526.328	459.856	-12,63	249.682	211.609	-15,25
Iraq	-	8.681	-	-	6.555	-
Saudi Arabia	884.424	1.165.448	31,77	945.133	1.347.120	42,53
Lebanon	1.000	-	-	2.485	-	-
Yemen	31.040	34.000	9,54	66.478	53.320	-19,79
Oman	8.535	1.700	-80,08	2.561	354	-86,19
Syria Arab Republic	15.500	19.000	22,58	22.338	38.215	71,08
Turkey	17.000	4.000	-76,47	42.058	9.040	-78,51
United Arab Emirates	480.049	641.929	33,72	302.614	646.779	113,73
Egypt	169.780	205.440	21,00	359.513	343.038	-4,58
Libyan Arab Jamahiriya	67.975	6.435	-90,53	77.613	5.100	-93,43
Morocco	70.565	60.000	-14,97	126.434	61.603	-51,28
Tunisia	34.500	78.150	126,52	29.250	96.605	230,27
Sudan	128.840	28.970	-77,51	187.451	72.350	-61,40
Ethiopia	42.000	118.000	180,95	152.450	283.748	86,13
Mauritania	-	8.280	-	-	18.407	-
Djibouti	117.090	125.310	7,02	243.004	171.758	-29,32
South Africa	2.000	-	-	8.765	-	-
Australia	250	1.860	644,00	755	8.055	966,82
East Timor	-	113	-	-	1.096	-
United States	22.027	13.378	-39,27	96.025	32.110	-66,56
Canada	-	350	-	-	1.470	-
Chile	-	500	-	-	7.500	-
Paraguay	-	180	-	-	810	-
Peru	1.000	-	-	5.000	-	-
Trinidad and Tobago	2.500	-	-	22.708	-	-
Bahamas	-	7	-	-	83	-
United Kingdom	25.960	36.376	40,12	469.919	738.370	57,13
Netherlands	3.086	22.625	633,05	19.325	157.788	716,49
France	1.028	9.001	775,58	35.124	91.801	161,37
Germany, Fed. Rep. of	99.019	130.610	31,90	637.093	525.978	-17,44
Belgium	22.500	-	-	146.250	-	-
Switzerland	200	200	-0	7.765	7.886	1,56
Italy	85.370	114.990	34,70	518.820	669.782	29,10
Spain	20.220	20.022	-0,98	151.572	188.046	24,06
Greece	-	10	-	-	884	-
<b>Hasil Hutan Bukan Kayu Lainnya</b>	<b>1.460.739</b>	<b>3.015.290</b>	<b>106,42</b>	<b>1.701.528</b>	<b>1.798.055</b>	<b>5,67</b>
Japan	713.434	508.183	-28,77	1.330.232	1.015.006	-23,70
Korea, Republic of	10.060	15.013	49,24	52.978	17.487	-66,99
Taiwan	124.248	13.616	-89,04	29.426	4.387	-85,09
China	227.530	2.294.903	908,62	97.172	497.703	412,19
Thailand	9.097	-	-	4.549	-	-
Singapore	1.548	205	-86,75	7.631	165	-97,84
Philippines	-	100	-	-	15	-
Malaysia	150.000	141.635	-5,58	33.675	45.246	34,36
India	14.440	14.767	2,26	50.540	176.460	249,15
Pakistan	205.040	-	-	59.760	-	-
Kuwait	-	6.400	-	-	3.024	-
Yemen	-	11.125	-	-	9.040	-
Australia	3.836	2.912	-24,09	21.202	16.128	-23,93
United States	-	3.226	-	-	10.751	-



Lanjutan Tabel 3.6

Komoditas/Negara Tujuan	Berat Bersih (kg)		Perub %	Nilai FOB (US\$)		Perub %
	Jan-Jul 2023	Jan-Jul 2024		Jan-Jul 2023	Jan-Jul 2024	
	(1)	(2)	(3)	(4)	(5)	(6)
Canada	-	600	-	-	1.023	-
Mexico	-	2.606	-	-	1.620	-
Netherlands	497	-	-	9.198	-	-
Germany, Fed. Rep. of	1.000	-	-	4.918	-	-
Belgium	9	-	-	247	-	-
<b>Ikan Segar / Dingin Hasil Tangkap</b>	<b>26.702.569</b>	<b>32.307.684</b>	<b>20,99</b>	<b>59.478.520</b>	<b>74.006.438</b>	<b>24,43</b>
Japan	822.942	1.030.560	25,23	5.186.878	5.873.742	13,24
Hong Kong	364.578	538.354	47,66	1.711.344	1.970.406	15,14
Korea, Republic of	7.943	4.999	-37,06	35.097	28.178	-19,71
Taiwan	722.140	874.906	21,15	2.629.392	3.512.290	33,58
China	194.956	907.299	365,39	876.177	5.800.021	561,97
Thailand	4.220	50.198	1.089,64	15.922	410.153	2.476,04
Singapore	8.922.203	9.048.047	1,41	21.841.158	20.151.662	-7,74
Philippines	11.030	17.868	61,99	76.274	48.038	-37,02
Malaysia	15.152.451	18.473.230	21,92	22.810.964	25.422.680	11,45
Viet Nam	25.000	58.759	135,04	157.227	166.353	5,80
India	-	2.652	-	-	22.240	-
Saudi Arabia	129.062	249.577	93,38	522.223	980.447	87,74
Kuwait	-	104.800	-	-	894.281	-
Oman	-	406	-	-	1.217	-
United Arab Emirates	2.206	93.609	4.143,69	16.174	475.411	2.839,41
Qatar	-	1.784	-	-	15.905	-
Australia	92.221	169.278	83,56	1.058.180	1.709.623	61,56
American Samoa	-	1.009	-	-	17.003	-
East Timor	-	104.308	-	-	229.257	-
United States	219.683	534.827	143,45	2.236.052	5.953.421	166,25
Canada	19.801	21.786	10,02	243.899	175.456	-28,06
United Kingdom	10.710	13.366	24,80	45.724	58.956	28,94
France	389	-	-	4.463	-	-
Germany, Fed. Rep. of	1.034	4.891	373,21	11.372	70.438	519,38
Italy	-	1.170	-	-	19.260	-
<b>Kepiting</b>	<b>7.903.344</b>	<b>13.303.755</b>	<b>68,33</b>	<b>46.565.955</b>	<b>74.313.954</b>	<b>59,59</b>
Japan	2.014	1.233	-38,76	29.010	25.951	-10,54
Hong Kong	219.120	304.990	39,19	1.359.502	2.684.864	97,49
Korea, Republic of	1.053	788	-25,14	11.961	9.220	-22,92
Taiwan	90.618	126.466	39,56	577.126	1.044.252	80,94
China	4.495.855	7.918.295	76,12	32.107.294	52.077.268	62,20
Macau	-	125	-	-	101	-
Thailand	3.400	803	-76,39	34.726	4.694	-86,48
Singapore	610.783	694.795	13,75	2.989.425	3.801.277	27,16
Philippines	5	-0	-98,50	42	124	195,24
Malaysia	2.474.018	4.247.665	71,69	9.317.405	14.483.917	55,45
Brunei Darussalam	-	175	-	-	842	-
Viet Nam	1.409	1.509	7,09	5.609	10.423	85,83
India	-	3	-	-	418	-
Pakistan	-	15	-	-	92	-
Bangladesh	11	17	50,08	225	151	-33,09
Iraq	3	12	300,00	25	188	647,69
Iran (Islamic Republic of)	5	3	-40,00	20	5	-75,04
Saudi Arabia	-	7	-	-	50	-
Israel	3	9	200,00	270	1.704	530,96
Kuwait	53	30	-44,37	848	550	-35,18
Jordan	18	7	-60,41	121	219	81,38
Lebanon	17	1	-94,25	249	14	-94,38
Turkey	4	6	51,10	420	63	-84,89
United Arab Emirates	96	49	-48,58	492	316	-35,88
Qatar	5	2	-52,58	165	115	-30,09
Bahrain	-	3	-	-	38	-
Cyprus	-	11	-	-	114	-
Egypt	30	14	-52,75	51	131	159,35
Morocco	-	4	-	-	38	-
Algeria	3	-	-	10	-	-
Reunion	-	11	-	-	332	-
South Africa	14	17	22,47	639	127	-80,12
East Timor	-	52	-	-	304	-
United States	1.304	2.216	69,98	21.069	40.432	91,91
Canada	277	394	42,17	5.548	9.195	65,74
Argentina	47	99	111,59	503	705	40,09
Peru	3	10	224,51	7	379	5.557,85
United Kingdom	445	677	52,23	10.515	14.360	36,57
Netherlands	155	380	145,07	4.748	8.866	86,73
France	369	261	-29,32	2.741	2.019	-26,35
Germany, Fed. Rep. of	422	910	115,63	35.438	40.000	12,87
Belgium	100	87	-13,06	1.381	1.585	14,82
Switzerland	150	183	22,66	3.204	4.112	28,34
Luxembourg	-	72	-	-	1.661	-
Denmark	23	2	-93,33	33	31	-5,42
Norway	-	3	-	-	19	-
Finland	-	3	-	-	4	-

Lanjutan Tabel 3.6

Komoditas/Negara Tujuan	Berat Bersih (kg)		Perub %	Nilai FOB (US\$)		Perub %
	Jan-Jul 2023	Jan-Jul 2024		Jan-Jul 2023	Jan-Jul 2024	
	(1)	(2)	(3)	(4)	(5)	(6)
Ireland	-	48	-	-	699	-
Italy	43	171	297,97	540	1.583	192,84
Spain	121	148	22,04	1.393	1.929	38,47
Portugal	52	34	-34,39	711	437	-38,48
Greece	32	15	-53,64	157	93	-40,83
Hungary	14	-	-	123	-	-
Poland	626	275	-56,13	9.300	12.782	37,44
Bulgaria	23	30	31,36	158	581	267,76
Azerbaijan	-	5	-	-	64	-
Kazakhstan	4	5	33,26	207	92	-55,70
Ukraine	-	6	-	-	272	-
Georgia	6	-	-	50	-	-
Croatia	-	5	-	-	24	-
Malta	30	-	-	285	-	-
Czech Republic	171	259	51,80	7.676	11.168	45,49
Rep. of Macedonia	-	36	-	-	393	-
Russia Federation	392	306	-22,04	24.534	12.572	-48,76
<b>Udang Hasil Tangkap</b>	<b>3.299.256</b>	<b>3.626.337</b>	<b>9,91</b>	<b>31.963.716</b>	<b>68.031.460</b>	<b>112,84</b>
Japan	5.828	3.898	-33,13	130.824	118.086	-9,74
Hong Kong	370.871	302.586	-18,41	6.475.637	7.533.936	16,34
Korea, Republic of	3.753	3.436	-8,45	62.624	70.764	13,00
Taiwan	187.412	254.973	36,05	3.350.513	5.700.007	70,12
China	696.766	1.395.603	100,30	16.283.864	47.163.797	189,64
Macau	-	5	-	-	10	-
Thailand	4.743	537	-88,67	69.028	19.652	-71,53
Singapore	354.606	380.091	7,19	1.541.215	1.780.601	15,53
Philippines	454	358	-21,12	3.100	1.258	-59,44
Malaysia	1.599.816	1.215.227	-24,04	2.574.652	2.196.550	-14,69
Brunei Darussalam	44	1.010	2.181,89	349	8.340	2.292,04
Viet Nam	21.192	13.090	-38,23	178.964	2.151.427	1.102,15
Maldives	36	164	351,64	1.496	4.206	181,16
India	221	52	-76,47	1.565	401	-74,35
Pakistan	11	82	643,21	42	300	609,14
Bangladesh	76	16	-78,67	2.132	1.655	-22,38
Sri Lanka	-	9	-	-	86	-
Iraq	55	47	-13,84	712	1.709	140,11
Iran (Islamic Republic of)	64	182	185,10	665	692	4,01
Saudi Arabia	54	53	-1,83	1.707	711	-58,38
Israel	220	256	16,19	15.654	16.592	5,99
Kuwait	330	379	14,81	7.899	10.438	32,15
Jordan	87	103	18,53	2.723	4.283	57,30
Lebanon	83	65	-21,96	1.961	1.711	-12,73
Oman	68	-	-	2.115	-	-
Turkey	18	11	-38,97	1.539	100	-93,53
United Arab Emirates	3.934	5.212	32,51	66.018	103.480	56,74
Qatar	32	1.144	3.473,44	731	6.334	766,70
Bahrain	145	59	-59,20	1.991	1.299	-34,74
Cyprus	51	100	94,97	1.215	2.133	75,61
Egypt	115	67	-42,19	1.057	748	-29,27
Morocco	-	10	-	-	334	-
Algeria	16	-	-	114	-	-
Namibia	1	6	500,00	4	107	2.526,23
Tanzania, United Rep. of	-	1	-	-	2	-
Reunion	-	48	-	-	1.456	-
South Africa	382	274	-28,16	12.949	6.301	-51,34
Australia	10	-	-	408	-	-
New Zealand	20	103	415,00	32	61	88,70
United States	23.982	19.208	-19,91	251.281	222.484	-11,46
Canada	2.202	3.753	70,46	89.266	103.542	15,99
Mexico	-	30	-	-	171	-
Argentina	164	236	44,07	5.884	3.099	-47,34
Uruguay	-	11	-	-	167	-
Peru	38	54	43,40	1.807	1.231	-31,89
United Kingdom	4.024	5.717	42,08	177.634	142.950	-19,53
Netherlands	2.055	1.826	-11,13	104.693	111.915	6,90
France	2.639	1.956	-25,89	58.761	37.297	-36,53
Germany, Fed. Rep. of	4.143	4.987	20,37	114.669	134.339	17,15
Austria	25	113	351,24	580	2.785	380,23
Belgium	381	578	51,67	64.362	43.066	-33,09
Switzerland	541	686	26,87	47.892	52.588	9,81
Luxembourg	-	273	-	-	9.678	-
Denmark	111	155	39,97	5.008	4.728	-5,59
Norway	14	26	88,36	17	564	3.295,00
Sweden	175	205	17,26	17.561	19.665	11,98
Finland	16	16	0,57	619	561	-9,39
Ireland	31	156	404,57	6.101	9.057	48,45
Italy	1.093	1.361	24,59	14.029	20.804	48,30
Spain	1.285	1.431	11,38	42.113	23.034	-45,31
Portugal	156	172	10,09	7.321	3.991	-45,49
Iceland	22	6	-71,39	710	69	-90,28

Lanjutan Tabel 3.6

Komoditas/Negara Tujuan	Berat Bersih (kg)		Perub %	Nilai FOB (US\$)		Perub %
	Jan-Jul 2023	Jan-Jul 2024		Jan-Jul 2023	Jan-Jul 2024	
	(1)	(2)	(3)	(4)	(5)	(6)
Greece	366	300	-18,16	9.427	5.582	-40,79
Andorra	35	-	-	74	-	-
Hungary	101	205	103,02	1.366	2.718	98,93
Poland	2.239	1.708	-23,74	73.386	84.118	14,62
Romania	33	17	-47,85	1.758	1.942	10,47
Bulgaria	118	176	49,00	4.556	6.958	52,71
Armenia	5	8	60,00	659	172	-73,95
Azerbaijan	-	4	-	-	183	-
Kazakhstan	13	10	-23,03	602	444	-26,24
Ukraine	-	3	-	-	272	-
Uzbekistan	9	20	122,22	205	7	-96,44
Georgia	6	-	-	241	-	-
Croatia	10	16	55,87	132	356	170,19
Malta	71	42	-41,48	908	1.586	74,66
Czech Republic	899	627	-30,31	27.054	26.656	-1,47
Rep. of Macedonia	-	26	-	-	300	-
Russia Federation	688	939	36,50	37.445	42.579	13,71
Serbia	53	22	-58,32	96	240	150,71
<b>Koral, Cangkang Moluska dan Sejenisnya</b>	<b>7.578.581</b>	<b>6.078.912</b>	<b>-19,79</b>	<b>12.539.770</b>	<b>9.420.176</b>	<b>-24,88</b>
Japan	738.054	532.975	-27,79	1.023.820	583.986	-42,96
Hong Kong	20.300	11.505	-43,33	196.751	109.824	-44,18
Korea, Republic of	9.952	7.891	-20,71	379.658	259.858	-31,55
Taiwan	13.129	7.477	-43,05	144.127	116.997	-18,82
China	1.927.168	2.275.724	18,09	2.016.746	2.406.286	19,32
Macau	160	-	-	657	-	-
Thailand	16.392	569	-96,53	5.357	1.067	-80,08
Singapore	5.222	7.694	47,34	117.681	60.077	-48,95
Malaysia	2.551	6.109	139,49	38.155	50.309	31,85
Brunei Darussalam	15	-	-	71	-	-
Viet Nam	611.065	861.812	41,03	480.485	505.202	5,14
India	495.519	479.028	-3,33	230.869	444.509	92,54
Pakistan	-	17	-	-	1.475	-
Bangladesh	153	9	-94,12	6.666	3.699	-44,50
Sri Lanka	80	-	-	537	-	-
Iraq	2	1	-47,37	7.664	3.245	-57,66
Iran (Islamic Republic of)	614	1.688	174,84	11.682	21.901	87,48
Saudi Arabia	3.428.160	116.990	-96,59	918.918	65.710	-92,85
Israel	434	279	-35,71	17.108	12.451	-27,22
Kuwait	732	653	-10,77	2.074	4.005	93,08
Jordan	313	166	-47,00	14.481	12.074	-16,62
Lebanon	903	413	-54,22	1.691	4.942	192,24
Syria Arab Republic	-	27.000	-	-	24.260	-
Turkey	13.596	9.345	-31,26	22.889	10.478	-54,22
United Arab Emirates	55.291	1.507.702	2.626,83	41.141	294.470	615,76
Qatar	411	111	-72,99	6.412	3.853	-39,92
Bahrain	224	384	71,70	4.981	2.651	-46,78
Cyprus	50	26	-47,67	4.464	1.223	-72,61
Libyan Arab Jamahiriya	2.000	-	-	2.000	-	-
Morocco	-	7	-	-	1.692	-
Sudan	1.077	-	-	3.193	-	-
Namibia	7	5	-28,57	65	4.835	7.384,52
Madagascar	-	28.001	-	-	69.215	-
South Africa	962	1.767	83,70	51.217	46.825	-8,58
Mauritius	-	1	-	-	573	-
Australia	-	10	-	-	2.282	-
New Zealand	354	152	-57,06	10.713	4.355	-59,35
United States	118.224	89.757	-24,08	4.112.135	2.590.759	-37,00
Canada	4.770	3.134	-34,30	185.038	100.323	-45,78
Mexico	4.296	597	-86,10	11.166	1.384	-87,60
Argentina	352	478	35,69	18.640	6.898	-62,99
Brazil	9.124	4.301	-52,87	313.635	96.295	-69,30
Peru	107	-	-	2.385	-	-
United Kingdom	15.312	18.829	22,96	486.912	352.735	-27,56
Netherlands	17.599	13.876	-21,16	326.463	333.157	2,05
France	13.056	9.656	-26,04	130.806	105.168	-19,60
Germany, Fed. Rep. of	21.994	21.196	-3,63	514.724	281.083	-45,39
Austria	643	521	-18,97	14.790	10.179	-31,18
Belgium	118	27	-76,89	30.550	497	-98,37
Switzerland	2.655	3.640	37,10	28.834	27.099	-6,02
Denmark	334	1	-99,60	17.666	63	-99,64
Norway	422	51	-87,91	4.528	1.546	-65,86
Sweden	121	-	-	289	-	-
Ireland	65	105	61,54	12.504	4.767	-61,88
Italy	10.874	9.590	-11,81	168.718	118.628	-29,69
Spain	1.035	515	-50,21	118.018	10.178	-91,38
Portugal	1.911	2.578	34,88	44.967	60.234	33,95
Greece	397	85	-78,48	4.703	1.758	-62,62
Hungary	289	268	-7,20	1.853	556	-69,98
Poland	4.203	4.950	17,77	80.367	69.880	-13,05

Lanjutan Tabel 3.6

Komoditas/Negara Tujuan	Berat Bersih (kg)		Perub %	Nilai FOB (US\$)		Perub %
	Jan-Jul 2023	Jan-Jul 2024		Jan-Jul 2023	Jan-Jul 2024	
(1)	(2)	(3)	(4)	(5)	(6)	(7)
Armenia	-	72	-	-	1.485	-
Azerbaijan	10	39	291,25	1.125	1.482	31,73
Kazakhstan	14	38	170,71	3.445	3.138	-8,91
Uzbekistan	8	181	2.167,34	2.550	3.132	22,82
Malta	17	38	123,53	582	750	28,93
Czech Republic	579	3.589	519,92	16.131	33.027	104,75
Russia Federation	5.159	5.286	2,46	123.075	69.650	-43,41
Serbia	3	-	-	900	-	-
<b>Ikan Hidup Hasil Tangkap</b>	<b>1.054.739</b>	<b>1.033.658</b>	<b>-2,00</b>	<b>10.167.038</b>	<b>11.765.960</b>	<b>15,73</b>
Japan	56	11	-80,59	190	1.438	658,52
Hong Kong	973.777	933.400	-4,15	8.983.948	10.003.800	11,35
Taiwan	-	208	-	-	1.585	-
China	47.905	53.313	11,29	906.661	1.400.482	54,47
Thailand	-	100	-	-	305	-
Singapore	26.563	43.196	62,61	263.551	318.478	20,84
Malaysia	5.860	269	-95,41	8.152	2.899	-64,44
United Arab Emirates	331	647	95,58	3.310	15.474	367,48
Australia	-	1.401	-	-	13.530	-
United States	246	919	272,99	1.226	6.976	469,10
United Kingdom	-	194	-	-	979	-
Russia Federation	-	1	-	-	14	-
<b>Moluska</b>	<b>2.648.481</b>	<b>4.932.730</b>	<b>86,25</b>	<b>6.341.670</b>	<b>12.272.637</b>	<b>93,52</b>
Japan	3.555	2.016	-43,29	41.510	36.162	-12,88
Hong Kong	109.150	205.653	88,41	150.004	668.680	345,77
Korea, Republic of	753	982	30,39	4.822	7.816	62,09
Taiwan	283.190	420.621	48,53	548.723	1.088.143	98,30
China	125.265	220.798	76,26	314.100	592.668	88,69
Thailand	273.627	1.219.642	345,73	731.096	3.337.505	356,51
Singapore	122.077	145.854	19,48	246.330	472.623	91,87
Philippines	10	-0	-97,87	63	33	-47,93
Malaysia	1.535.539	2.476.895	61,30	2.863.972	2.640.587	-7,80
Brunei Darussalam	40	3	-91,33	164	47	-71,40
Viet Nam	145.488	51.479	-64,62	330.202	220.614	-33,19
Maldives	16	28	74,93	202	265	31,38
India	117	10	-91,45	773	927	19,95
Pakistan	4	120	2.909,48	72	615	759,24
Bangladesh	42	21	-50,14	669	996	48,83
Iraq	50	29	-42,16	541	435	-19,57
Iran (Islamic Republic of)	58	103	77,23	900	439	-51,19
Saudi Arabia	30	52	72,53	295	734	148,65
Kuwait	94	133	42,01	938	2.370	152,83
Jordan	51	21	-58,52	1.154	656	-43,11
Lebanon	44	42	-5,56	349	344	-1,40
Oman	16	-	-	104	-	-
Turkey	385	1.104	186,88	7.738	11.413	47,50
United Arab Emirates	318	133	-58,07	1.875	733	-60,90
Qatar	14	26	87,78	150	215	43,72
Bahrain	37	60	63,53	360	403	12,10
Cyprus	19	30	56,45	1.685	2.346	39,19
Egypt	75	12	-83,41	783	259	-66,94
Morocco	14	-	-	335	-	-
Algeria	9	11	19,16	18	43	132,50
Namibia	1	2	300,00	3	89	3.169,12
South Africa	481	688	42,98	16.411	12.110	-26,21
Australia	-	8.000	-	-	131.500	-
New Zealand	8	112	1.300,00	49	232	376,25
United States	21.691	99.414	358,32	264.751	1.405.086	430,72
Canada	1.094	31.877	2.813,68	62.753	587.291	835,87
Mexico	-	139	-	-	277	-
Suriname	-	4	-	-	24	-
Argentina	63	146	129,48	2.431	1.365	-43,87
Brazil	37	8	-78,26	768	320	-58,35
Uruguay	-	1	-	-	20	-
Peru	55	20	-63,89	918	776	-15,47
United Kingdom	5.114	7.483	46,32	71.670	118.353	65,14
Netherlands	1.583	18.136	1.045,81	96.100	352.688	267,00
France	3.474	3.501	0,79	83.034	72.010	-13,28
Germany, Fed. Rep. of	5.480	6.010	9,68	210.421	213.801	1,61
Austria	111	183	65,23	2.210	4.646	110,24
Belgium	437	291	-33,30	14.383	5.356	-62,76
Switzerland	853	1.501	75,95	23.231	19.197	-17,37
Luxembourg	-	221	-	-	3.211	-
Denmark	193	82	-57,22	656	1.955	197,90
Norway	18	38	109,67	47	980	2.003,86
Sweden	173	174	0,63	4.514	6.925	53,42
Finland	3	-	-	72	-	-
Ireland	50	126	151,55	4.869	4.719	-3,09
Italy	1.180	2.113	79,02	13.343	28.768	115,59
Spain	990	1.232	24,51	61.655	32.866	-46,69

Lanjutan Tabel 3.6

Komoditas/Negara Tujuan	Berat Bersih (kg)		Perub %	Nilai FOB (US\$)		Perub %
	Jan-Jul 2023	Jan-Jul 2024		Jan-Jul 2023	Jan-Jul 2024	
	(1)	(2)	(3)	(4)	(5)	(6)
Portugal	244	281	15,21	5.722	8.158	42,56
Iceland	25	-	-	276	-	-
Greece	295	133	-54,82	3.861	2.829	-26,72
Hungary	227	206	-9,20	3.385	2.280	-32,65
Poland	2.012	1.710	-14,97	63.336	62.676	-1,04
Romania	26	7	-72,87	962	489	-49,20
Bulgaria	160	170	6,27	5.029	5.197	3,34
Armenia	8	6	-25,00	391	888	126,94
Azerbaijan	4	25	512,58	77	1.437	1.778,10
Kazakhstan	35	35	0,46	1.097	687	-37,35
Kyrgyzstan	3	-	-	600	-	-
Ukraine	-	21	-	-	3.720	-
Uzbekistan	10	151	1.407,76	63	5.061	7.949,82
Georgia	4	-	-	119	-	-
Croatia	27	39	42,99	344	488	41,72
Malta	69	59	-14,53	626	1.351	115,75
Czech Republic	1.119	1.065	-4,87	33.749	39.277	16,38
Rep. of Macedonia	-	12	-	-	135	-
Russia Federation	991	1.409	42,16	37.506	45.170	20,43
Serbia	45	18	-61,23	310	159	-48,72
<b>Invertebrata Air Lainnya</b>	<b>120.200</b>	<b>166.586</b>	<b>38,59</b>	<b>1.214.596</b>	<b>2.346.683</b>	<b>93,21</b>
Japan	10.594	4.544	-57,11	51.876	38.512	-25,76
Hong Kong	2.228	6.310	183,27	13.598	73.596	441,23
Korea, Republic of	3.188	2.705	-15,14	32.515	48.796	50,07
Taiwan	2.768	6.929	150,36	7.506	79.819	963,44
China	35.709	16.995	-52,41	457.138	250.983	-45,10
Thailand	6.850	103	-98,49	71.516	1.641	-97,71
Singapore	1.555	1.923	23,69	6.300	11.542	83,21
Malaysia	800	22.440	2.703,91	2.020	14.810	633,01
Brunei Darussalam	37	5	-86,60	78	74	-4,71
Viet Nam	233	-	-	2.601	-	-
Maldives	-	4	-	-	27	-
India	-	3	-	-	34	-
Pakistan	40	33	-16,58	221	156	-29,26
Bangladesh	32	14	-55,17	206	223	8,23
Iraq	109	30	-72,18	695	452	-34,99
Iran (Islamic Republic of)	103	543	427,16	1.323	18.863	1.325,94
Saudi Arabia	17	129	658,82	13	1.044	7.960,44
Israel	83	6	-92,77	2.370	840	-64,56
Kuwait	55	79	44,72	70	343	391,06
Jordan	47	27	-41,86	480	1.717	257,75
Lebanon	53	94	76,82	807	1.236	53,24
Oman	60	-	-	400	-	-
Turkey	393	936	138,44	2.345	2.338	-0,33
United Arab Emirates	295	629	113,41	3.418	7.941	132,33
Qatar	56	45	-20,38	404	649	60,69
Bahrain	39	158	303,88	425	2.151	406,69
Cyprus	30	18	-40,37	440	172	-60,99
Egypt	51	4	-92,10	459	39	-91,43
Morocco	2	8	310,00	5	217	4.534,12
Algeria	29	17	-42,56	166	36	-78,19
Namibia	1	5	900,00	1	141	10.286,03
Tanzania, United Rep. of	15	-	-	45	-	-
Reunion	-	8	-	-	77	-
South Africa	704	693	-1,51	7.873	8.670	10,13
New Zealand	189	187	-1,21	2.618	398	-84,81
United States	23.599	64.902	175,02	185.602	1.283.331	591,44
Canada	859	1.509	75,72	18.658	32.957	76,64
Mexico	843	142	-83,18	223	991	343,76
Argentina	105	184	75,17	969	576	-40,57
Brazil	2.405	493	-79,51	29.967	13.071	-56,38
Colombia	1	-	-	28	-	-
Uruguay	-	5	-	-	10	-
Peru	4	6	38,89	18	27	50,00
United Kingdom	2.776	5.349	92,72	53.378	117.538	120,20
Netherlands	2.402	2.800	16,55	42.014	55.565	32,26
France	6.076	6.491	6,84	22.190	30.009	35,24
Germany, Fed. Rep. of	6.620	10.626	60,51	66.113	102.795	55,49
Austria	100	175	75,00	1.070	1.205	12,62
Belgium	122	91	-25,39	2.331	1.061	-54,50
Switzerland	758	742	-2,07	2.131	2.137	0,26
Luxembourg	-	9	-	-	44	-
Denmark	92	48	-47,47	1.021	1.653	61,85
Norway	34	87	154,77	11	1.810	15.903,53
Sweden	134	109	-18,65	13.005	7.029	-45,95
Ireland	20	119	495,00	1.363	1.792	31,51
Italy	1.694	2.823	66,62	17.235	29.557	71,50
Spain	329	291	-11,38	3.745	4.831	29,01
Portugal	174	216	24,15	5.053	6.986	38,26
Greece	277	49	-82,38	587	2.403	309,29

Lanjutan Tabel 3.6

Komoditas/Negara Tujuan	Berat Bersih (kg)		Perub %	Nilai FOB (US\$)		Perub %
	Jan-Jul 2023	Jan-Jul 2024		Jan-Jul 2023	Jan-Jul 2024	
	(1)	(2)	(3)	(4)	(5)	(6)
Andorra	20	-	-	186	-	-
Hungary	118	137	15,69	429	225	-47,48
Poland	1.183	985	-16,72	17.462	23.339	33,66
Romania	5	8	60,00	866	214	-75,28
Bulgaria	141	120	-14,89	1.414	819	-42,07
Armenia	15	6	-60,00	162	60	-63,28
Azerbaijan	6	10	61,32	140	438	212,82
Kazakhstan	39	6	-84,15	3.407	74	-97,82
Kyrgyzstan	-	2	-	-	150	-
Ukraine	-	3	-	-	95	-
Uzbekistan	1.430	956	-33,14	33.539	20.979	-37,45
Georgia	8	-	-	40	-	-
Croatia	-	20	-	-	82	-
Malta	4	127	3.075,00	86	506	486,55
Czech Republic	629	546	-13,14	5.868	12.622	115,08
Rep. of Macedonia	-	9	-	-	59	-
Russia Federation	751	758	0,93	14.197	22.099	55,66
Serbia	65	2	-96,58	160	6	-96,07
<b>Rumput Laut dan Ganggang Lainnya</b>	<b>129.202.657</b>	<b>131.146.244</b>	<b>1,50</b>	<b>186.793.297</b>	<b>108.649.557</b>	<b>-41,83</b>
Japan	1.380.799	1.612.822	16,80	1.299.105	1.704.699	31,22
Hong Kong	246.854	201.350	-18,43	183.227	189.361	3,35
Korea, Republic of	2.597.894	3.868.200	48,90	3.429.606	3.570.829	4,12
Taiwan	26.500	57.930	118,60	26.103	42.229	61,78
China	113.647.725	113.177.069	-0,41	168.882.627	94.942.491	-43,78
Singapore	635	3	-99,61	177	32	-82,08
Philippines	604.005	2.079.138	244,23	1.155.023	1.490.391	29,04
Malaysia	25.500	10.000	-60,78	16.779	1.750	-89,57
Viet Nam	4.435.685	4.928.691	11,11	4.125.673	2.667.968	-35,33
India	147.236	202.681	37,66	303.718	400.554	31,88
Jordan	-	2	-	-	1	-
Oman	-	1	-	-	1	-
Turkey	1	-	-	1	-	-
Tunisia	54.950	-	-	79.340	-	-
Australia	3.016	-	-	6.864	-	-
United States	301.144	1.840.498	511,17	573.284	1.561.044	172,30
Canada	122.500	20.000	-83,67	98.000	55.709	-43,15
Chile	3.079.526	1.949.329	-36,70	2.859.449	1.193.627	-58,26
Virgin Islands (British)	39.920	-	-	29.940	-	-
United Kingdom	9	9	-2,88	27	198	641,57
France	900.010	580.087	-35,55	1.804.002	424.022	-76,50
Germany, Fed. Rep. of	24.000	-	-	332.400	-	-
Austria	-	1	-	-	7	-
Denmark	361.202	-	-	759.366	-	-
Ireland	1.000	-	-	15.600	-	-
Italy	2.076	2.000	-3,64	26.951	26.209	-2,76
Spain	1.200.472	616.433	-48,65	786.035	378.435	-51,86
<b>Mutiara Hasil Budidaya</b>	<b>5.836</b>	<b>5.486</b>	<b>-6,00</b>	<b>64.845.246</b>	<b>56.562.890</b>	<b>-12,77</b>
Japan	2.068	2.563	23,92	32.361.523	27.731.751	-14,31
Hong Kong	2.784	2.025	-27,28	22.946.048	18.155.594	-20,88
China	222	138	-37,90	102.771	445.105	333,10
Macau	1	-	-	1.000	-	-
Thailand	44	133	204,06	344.423	1.219.896	254,19
Singapore	1	7	567,10	57	7.149	12.523,38
Philippines	3	2	-50,00	873	1.600	83,32
Malaysia	-	3	-	-	2.510	-
Cambodia	-	1	-	-	780	-
Viet Nam	-	-0	-	-	14.461	-
India	4	2	-42,86	2.032	3.903	92,09
Kuwait	-	2	-	-	1.900	-
Turkey	1	-	-	200	-	-
United Arab Emirates	4	7	77,05	350	830	137,14
Bahrain	2	1	-66,67	4.800	200	-95,83
Australia	690	579	-16,05	9.060.903	8.920.624	-1,55
New Zealand	-	1	-	-	1.500	-
United States	9	15	71,16	16.834	47.408	181,62
Canada	1	7	550,00	875	650	-25,71
Mexico	1	1	-0	815	300	-63,19
Chile	1	-0	-40,00	150	114	-24,13
Brazil	1	-	-	414	-	-
Netherlands	-	1	-	-	200	-
France	1	-0	-61,40	491	5.834	1.088,19
Switzerland	-	1	-	-	580	-
Spain	2	-	-	687	-	-
<b>Ikan Hidup Hasil Budidaya</b>	<b>2.055.452</b>	<b>3.185.987</b>	<b>55,00</b>	<b>29.230.156</b>	<b>31.857.597</b>	<b>8,99</b>
Japan	68.597	60.125	-12,35	2.051.657	1.941.888	-5,35
Hong Kong	23.613	24.884	5,38	329.987	412.993	25,15
Korea, Republic of	30.409	24.247	-20,26	440.202	418.821	-4,86
Taiwan	45.012	37.635	-16,39	790.713	744.946	-5,79

Lanjutan Tabel 3.6

Komoditas/Negara Tujuan	Berat Bersih (kg)		Perub %	Nilai FOB (US\$)		Perub %
	Jan-Jul 2023	Jan-Jul 2024		Jan-Jul 2023	Jan-Jul 2024	
	(1)	(2)	(3)	(4)	(5)	(6)
China	956.292	2.163.329	126,22	8.753.834	11.149.647	27,37
Macau	-	290	-	-	1.755	-
Thailand	34.058	27.162	-20,25	560.679	782.088	39,49
Singapore	90.203	86.564	-4,03	1.217.550	1.124.746	-7,62
Philippines	86.341	84.996	-1,56	2.484.680	2.476.367	-0,33
Malaysia	174.960	149.857	-14,35	1.435.320	1.416.434	-1,32
Myanmar	15	-	-	100	-	-
Cambodia	241	-	-	1.512	-	-
Brunei Darussalam	2.767	2.012	-27,26	58.734	71.867	22,36
Viet Nam	38.167	29.061	-23,86	704.117	783.564	11,28
Maldives	837	1.429	70,77	13.155	17.645	34,13
India	15.462	8.302	-46,31	185.721	265.716	43,07
Pakistan	228	968	324,63	5.021	8.458	68,47
Bangladesh	826	625	-24,33	18.299	11.953	-34,68
Sri Lanka	-	660	-	-	15.949	-
Iraq	2.133	866	-59,38	27.017	45.232	67,42
Iran (Islamic Republic of)	5.362	5.435	1,37	110.576	105.864	-4,26
Saudi Arabia	3.055	12.781	318,35	83.501	271.423	225,05
Israel	9.375	5.241	-44,09	159.238	114.271	-28,24
Kuwait	4.796	4.734	-1,29	79.599	97.493	22,48
Jordan	975	841	-13,71	32.748	30.177	-7,85
Lebanon	1.053	802	-23,90	25.342	8.237	-67,50
Oman	1.161	178	-84,67	11.063	1.779	-83,92
Turkey	5.139	8.529	65,98	135.956	156.803	15,33
United Arab Emirates	5.443	4.897	-10,03	66.340	60.536	-8,75
Qatar	1.850	1.775	-4,07	44.221	39.031	-11,74
Bahrain	1.013	1.890	86,62	16.106	28.814	78,90
Cyprus	1.345	1.145	-14,89	18.596	33.496	80,12
Egypt	2.044	1.364	-33,27	21.500	36.937	71,80
Morocco	377	619	64,19	17.338	17.349	0,06
Tunisia	-	12	-	-	123	-
Algeria	455	1.142	151,27	7.161	25.530	256,52
Namibia	82	47	-42,33	2.005	904	-54,93
Tanzania, United Rep. of	184	53	-71,20	6.024	1.417	-76,47
Reunion	-	455	-	-	16.996	-
Cote D'Ivoire	425	18	-95,76	12.196	1.243	-89,81
South Africa	6.280	7.036	12,03	168.481	139.453	-17,23
Mauritius	269	171	-36,43	9.301	6.068	-34,76
Australia	25.661	22.903	-10,75	942.639	917.831	-2,63
New Zealand	562	1.066	89,73	13.349	5.129	-61,57
Guam	144	27	-81,25	1.210	1.109	-8,34
East Timor	787	2.073	163,35	3.568	5.586	56,57
United States	184.855	170.104	-7,98	2.912.134	2.719.297	-6,62
Canada	20.539	19.211	-6,47	429.288	426.476	-0,65
Mexico	5.881	2.980	-49,33	16.960	19.749	16,45
Suriname	-	107	-	-	689	-
Argentina	4.819	5.574	15,68	55.964	44.296	-20,85
Brazil	6.098	3.707	-39,20	125.481	142.016	13,18
Colombia	146	-	-	1.031	-	-
Uruguay	-	433	-	-	5.920	-
Peru	1.136	1.632	43,67	19.616	23.556	20,08
Trinidad and Tobago	-	60	-	-	510	-
United Kingdom	32.516	40.849	25,63	1.063.375	1.165.138	9,57
Netherlands	15.784	14.815	-6,14	512.060	547.622	6,94
France	17.024	16.912	-0,66	249.049	169.401	-31,98
Germany, Fed. Rep. of	27.882	26.248	-5,86	478.298	534.834	11,82
Austria	416	569	36,73	4.613	6.606	43,22
Belgium	5.105	5.098	-0,13	188.849	130.886	-30,69
Switzerland	5.575	6.841	22,70	265.929	294.117	10,60
Luxembourg	-	1.314	-	-	37.206	-
Denmark	2.003	1.477	-26,26	20.147	20.853	3,51
Norway	129	415	221,91	486	7.646	1.473,90
Sweden	1.782	1.473	-17,36	54.302	54.388	0,16
Finland	111	188	69,35	1.579	2.090	32,36
Ireland	716	1.920	168,17	31.505	49.122	55,92
Italy	10.849	15.479	42,68	175.290	207.342	18,29
Spain	9.780	11.014	12,62	364.912	220.722	-39,51
Portugal	2.253	2.493	10,67	53.464	44.548	-16,68
Iceland	869	10	-98,89	9.417	106	-98,87
Greece	3.913	3.335	-14,76	56.591	44.217	-21,87
Andorra	225	-	-	1.762	-	-
Hungary	1.391	1.216	-12,62	19.330	18.000	-6,88
Poland	16.723	10.078	-39,74	330.618	366.124	10,74
Romania	346	104	-69,91	8.826	4.026	-54,39
Bulgaria	2.050	1.786	-12,87	41.674	45.146	8,33
Armenia	122	336	175,41	3.871	6.725	73,71
Azerbaijan	247	150	-39,11	2.981	3.875	29,97
Kazakhstan	733	498	-32,11	34.777	20.079	-42,26
Ukraine	-	59	-	-	3.943	-
Uzbekistan	1.566	780	-50,21	24.857	8.863	-64,34
Georgia	187	52	-72,22	2.569	2.324	-9,53



Lanjutan Tabel 3.6

Komoditas/Negara Tujuan	Berat Bersih (kg)		Perub %	Nilai FOB (US\$)		Perub %
	Jan-Jul 2023	Jan-Jul 2024		Jan-Jul 2023	Jan-Jul 2024	
	(1)	(2)	(3)	(4)	(5)	(6)
Croatia	263	806	206,81	3.474	8.453	143,30
Malta	2.320	1.713	-26,14	30.596	38.146	24,68
Czech Republic	11.321	11.383	0,55	245.348	285.577	16,40
Rep. of Macedonia	142	977	587,76	1.466	12.122	726,81
Russia Federation	9.456	13.257	40,20	317.163	297.299	-6,26
Serbia	186	289	55,76	4.146	3.871	-6,65
<b>Udang Hasil Budidaya</b>	<b>3.649.446</b>	<b>2.619.513</b>	<b>-28,22</b>	<b>11.134.788</b>	<b>7.779.288</b>	<b>-30,14</b>
Hong Kong	1.601	211	-86,85	16.486	1.396	-91,53
Korea, Republic of	-	1.040	-	-	8.644	-
Taiwan	9.615	17.948	86,67	37.245	56.060	50,52
Singapore	1.538.556	1.549.545	0,71	6.775.998	5.829.399	-13,97
Philippines	-	69	-	-	707	-
Malaysia	2.099.448	1.050.469	-49,96	4.298.258	1.879.091	-56,28
Maldives	2	-	-	55	-	-
Kuwait	-	125	-	-	500	-
Qatar	1	-	-	500	-	-
East Timor	80	48	-40,00	4.532	2.856	-36,97
United States	109	56	-48,38	1.164	547	-53,05
United Kingdom	4	-	-	30	-	-
Netherlands	13	-	-	224	-	-
France	9	-	-	173	-	-
Portugal	3	-	-	85	-	-
Czech Republic	5	-	-	39	-	-
Serbia	-	3	-	-	90	-
<b>Ikan Segar / Dingin Hasil Budidaya</b>	<b>16.820</b>	<b>24.625</b>	<b>46,41</b>	<b>19.978</b>	<b>33.920</b>	<b>69,79</b>
Taiwan	16.820	24.347	44,75	19.978	32.530	62,83
Malaysia	-	278	-	-	1.390	-
<b>Minyak Kelapa Sawit</b>	<b>15.852.289.369</b>	<b>13.747.425.799</b>	<b>-13,28</b>	<b>14.284.197.954</b>	<b>11.934.766.609</b>	<b>-16,45</b>
Japan	68.267.129	60.321.843	-11,64	64.949.349	52.847.894	-18,63
Hong Kong	1.366.117	276.158	-79,79	1.426.493	320.635	-77,52
Korea, Republic of	223.868.475	192.926.760	-13,82	192.895.317	166.400.880	-13,74
Taiwan	3.547.379	4.430.847	24,90	3.964.845	4.489.642	13,24
China	2.543.787.942	2.030.760.678	-20,17	2.250.020.918	1.759.315.063	-21,81
Papua New Guinea	1.723.879	4.962.602	187,87	2.115.500	5.493.651	159,69
Thailand	20.703.896	26.065.214	25,90	32.981.940	26.937.156	-18,33
Singapore	16.334.660	316.403	-98,06	16.227.176	479.050	-97,05
Philippines	233.146.181	239.776.587	2,84	212.959.159	207.552.009	-2,54
Malaysia	720.009.903	318.061.338	-55,83	639.428.517	272.897.752	-57,32
Myanmar	335.766.806	292.407.079	-12,91	307.342.160	256.201.033	-16,64
Cambodia	656.500	723.500	10,21	660.318	712.472	7,90
Brunei Darussalam	1.295.976	1.324.444	2,20	1.675.925	1.649.843	-1,56
Nepal	350.328	596.856	70,37	361.131	574.569	59,10
Viet Nam	328.419.831	289.143.029	-11,96	297.258.587	241.983.880	-18,59
Maldives	326.652	310.280	-5,01	390.451	348.248	-10,81
India	2.987.952.710	2.534.925.068	-15,16	2.506.822.370	2.133.444.129	-14,89
Pakistan	1.567.447.850	1.564.519.313	-0,19	1.391.537.677	1.330.717.654	-4,37
Bangladesh	712.549.420	581.725.442	-18,36	637.194.035	505.079.817	-20,73
Sri Lanka	488.302	539.860	10,56	567.260	515.040	-9,21
Iraq	19.333.960	68.876.259	256,24	18.028.806	56.155.666	211,48
Iran (Islamic Republic of)	390.884	1.243.791	218,20	442.171	1.193.574	169,93
Saudi Arabia	181.636.492	261.064.982	43,73	169.472.366	218.017.991	28,65
Israel	14.292.549	12.918.025	-9,62	14.593.797	12.057.911	-17,38
Kuwait	138.888	186.290	34,13	156.832	214.800	36,96
Jordan	5.817.580	7.800.561	34,09	5.966.028	7.774.739	30,32
Lebanon	718.233	3.119.551	334,34	749.513	3.106.021	314,41
Yemen	48.836.136	32.958.265	-32,51	47.104.749	30.596.268	-35,05
Oman	87.640.093	87.599.807	-0,05	82.634.841	72.114.169	-12,73
Syria Arab Republic	3.578.738	2.781.025	-22,29	4.177.653	2.808.858	-32,76
Turkey	163.209.357	74.309.574	-54,47	148.358.887	67.491.356	-54,51
United Arab Emirates	117.165.001	237.278.980	102,52	104.308.281	202.067.665	93,72
Qatar	458.694	22.400	-95,12	490.251	20.518	-95,81
Bahrain	748.260	1.240.810	65,83	761.936	1.250.477	64,12
Cyprus	42.000	127.660	203,95	41.160	135.008	228,01
Egypt	544.583.908	467.826.099	-14,09	490.775.409	399.863.194	-18,52
Libyan Arab Jamahiriya	1.773.916	873.686	-50,75	1.763.145	872.297	-50,53
Morocco	7.670.812	9.598.501	25,13	7.801.801	9.972.556	27,82
Tunisia	30.899.612	33.498.410	8,41	25.144.914	28.283.116	12,48
Algeria	85.723.468	96.714.422	12,82	78.368.416	84.339.347	7,62
Sudan	39.555.076	-	-	35.861.583	-	-
Namibia	97.200	-	-	106.191	-	-
Ethiopia	-	107.500	-	-	108.038	-
Tanzania, United Rep. of	118.007.146	81.681.816	-30,78	117.355.781	78.719.572	-32,92
Madagascar	669.429	549.552	-17,91	680.367	521.425	-23,36
Somalia	15.641.416	21.220.239	35,67	15.957.543	19.103.673	19,72
Kenya	180.221.442	145.576.121	-19,22	166.318.447	121.605.354	-26,88
Mozambique	49.366.883	15.329.179	-68,95	42.442.004	13.424.126	-68,37
Equatorial Guinea	4.437.905	4.718.477	6,32	4.779.795	4.752.295	-0,58
Togo	77.267.227	51.414.628	-33,46	75.762.256	47.893.991	-36,78



Lanjutan Tabel 3.6

Komoditas/Negara Tujuan	Berat Bersih (kg)		Perub %	Nilai FOB (US\$)		Perub %
	Jan-Jul 2023	Jan-Jul 2024		Jan-Jul 2023	Jan-Jul 2024	
(1)	(2)	(3)	(4)	(5)	(6)	(7)
Ghana	31.741.174	19.318.976	-39,14	34.332.790	18.669.612	-45,62
Liberia	11.704.053	18.270.721	56,11	11.517.703	15.888.876	37,95
Guinea	58.326.305	39.070.518	-33,01	53.435.070	35.784.244	-33,03
Angola	34.705.152	32.020.218	-7,74	35.185.746	30.110.609	-14,42
Congo	23.920.020	43.242.964	80,78	23.952.004	41.762.019	74,36
Cameroon	24.933.580	12.089.329	-51,51	26.688.748	12.103.055	-54,65
Nigeria	31.483.122	64.081.036	103,54	32.058.434	57.788.710	80,26
Sierra Leone	2.080.580	101.660	-95,11	1.919.475	93.769	-95,11
Gabon	1.178.908	442.080	-62,50	1.249.765	458.837	-63,29
Cote D'Ivoire	51.497.316	40.291.841	-21,76	53.046.741	39.689.286	-25,18
Senegal	120.096.296	37.519.422	-68,76	125.240.425	37.256.484	-70,25
Mauritania	83.426.686	28.198.162	-66,20	85.974.169	27.181.096	-68,38
Mali	483.120	-	-	487.565	-	-
Benin	174.497.743	5.911.830	-96,61	174.081.312	5.677.983	-96,74
Burkina Faso	6.393.105	5.000.293	-21,79	6.213.878	4.644.185	-25,26
Guinea Bissau	868.188	-	-	856.847	-	-
Gambia	37.890.299	29.537.243	-22,05	39.886.095	29.095.451	-27,05
Seychelles	45.936	93.053	102,57	50.793	97.151	91,27
Uganda	1.102.671	-	-	1.087.621	-	-
Niger	4.199.850	49.410	-98,82	4.164.917	46.248	-98,89
Djibouti	178.377.419	136.225.959	-23,63	170.500.204	118.498.441	-30,50
Sao Tome and Principe	217.826	-	-	256.106	-	-
South Africa	280.935.234	205.315.201	-26,92	243.108.655	176.629.041	-27,35
Zimbabwe	22.640	90.560	300,00	44.601	122.256	174,11
Zambia	164.124	45.140	-72,50	181.018	51.813	-71,38
Comoros	628.719	794.342	26,34	775.522	855.978	10,37
Mauritius	989.370	110.120	-88,87	949.900	129.633	-86,35
Rwanda	241.560	241.560	-0	219.457	214.264	-2,37
Mayotte	328.140	177.246	-45,98	373.004	192.223	-48,47
Democratic Rep. of the Congo	3.760.435	2.878.875	-23,44	4.107.065	2.909.241	-29,16
South Sudan	-	67.365	-	-	66.893	-
Australia	208.500	503.196	141,34	687.441	1.013.036	47,36
New Zealand	29.593	334.501	1.030,33	34.410	541.001	1.472,22
Micronesia, Fed. States of	134.057	132.782	-0,95	163.998	147.501	-10,06
Palau	20.445	18.998	-7,08	24.610	20.418	-17,04
Nauru	18.713	18.996	1,51	20.323	20.903	2,85
Northern Mariana Islands	38.088	43.289	13,66	44.292	45.137	1,91
Saint Vincent and the Grenadines	53.280	17.640	-66,89	64.310	19.932	-69,01
Vanuatu	732.474	902.758	23,25	914.693	1.045.003	14,25
British Indian Ocean Territory	-	3.099.750	-	-	4.344.769	-
American Samoa	23.879	23.879	-0	28.512	24.618	-13,66
Fiji	663.768	678.312	2,19	873.766	839.067	-3,97
Kiribati	260.297	312.459	20,04	314.416	359.051	14,20
Marshall Islands	115.481	76.079	-34,12	138.128	87.843	-36,40
Samoa	581.495	1.353.414	132,75	656.528	1.522.753	131,94
Solomon Islands	1.597.974	1.085.556	-32,07	2.031.453	1.293.407	-36,33
Tonga	457.880	204.199	-55,40	504.215	216.574	-57,05
Tuvalu	18.025	-	-	18.348	-	-
East Timor	8.458.118	9.547.238	12,88	10.105.775	10.344.090	2,36
United States	974.699.641	976.111.337	0,14	900.386.596	869.248.405	-3,46
Canada	919.018	1.998.108	117,42	1.339.319	2.252.931	68,21
Mexico	31.940.149	59.295.136	85,64	28.904.668	53.598.142	85,43
Guatemala	2.551.931	8.020.442	214,29	2.333.197	6.806.440	191,72
Honduras	5.999.936	29.499.151	391,66	5.541.941	24.758.681	346,75
Nicaragua	-	24.156	-	-	22.827	-
Panama	2.214.193	2.111.874	-4,62	2.287.221	2.109.472	-7,77
Cuba	22.500	297.455	1.222,02	36.338	305.991	742,08
Curacao	-	23.312	-	-	22.986	-
Chile	2.902.224	4.580.622	57,83	2.737.942	4.439.544	62,15
Argentina	305.948	72.760	-76,22	360.156	79.749	-77,86
Brazil	182.558.762	285.646.155	56,47	170.699.858	248.163.735	45,38
Colombia	625.700	1.006.163	60,81	716.558	1.075.077	50,03
Bolivia	40.500	22.500	-44,44	48.590	30.488	-37,26
Uruguay	906.070	4.812.290	431,12	1.216.115	7.080.604	482,23
Ecuador	45.160	45.164	0,01	57.293	53.173	-7,19
Peru	406.979	24.509.496	5.922,30	527.923	21.463.259	3.965,61
Guyana	361.728	821.124	127,00	359.372	785.399	118,55
Trinidad and Tobago	793.497	683.521	-13,86	792.794	679.707	-14,26
Jamaica	293.762	2.766.026	841,59	294.413	2.442.221	729,52
Puerto Rico	48.312	73.944	53,06	50.168	75.107	49,71
Dominican Republic	3.664.330	9.223.800	151,72	3.807.969	9.096.144	138,87
Costa Rica	169.092	181.678	7,44	177.255	191.559	8,07
Haiti	77.499.934	56.447.573	-27,16	75.636.005	51.311.466	-32,16
Barbados	-	21.643	-	-	19.912	-
Antigua and Barbuda	-	23.312	-	-	27.339	-
Dominica	86.744	209.711	141,76	96.553	226.388	134,47
Grenada	114.174	132.012	15,62	142.905	146.954	2,83
Saint Lucia	183.692	305.392	66,25	233.390	356.390	52,70
United Kingdom	31.349.403	19.078.700	-39,14	30.522.094	18.944.939	-37,93
Netherlands	276.033.212	286.312.133	3,72	261.088.829	260.874.761	-0,08
France	85.500	27.742	-67,55	356.672	62.488	-82,48

Lanjutan Tabel 3.6

Komoditas/Negara Tujuan	Berat Bersih (kg)		Perub %	Nilai FOB (US\$)		Perub %
	Jan-Jul 2023	Jan-Jul 2024		Jan-Jul 2023	Jan-Jul 2024	
(1)	(2)	(3)	(4)	(5)	(6)	(7)
Germany, Fed. Rep. of	32.350.955	15.617.608	-51,72	32.188.630	16.059.194	-50,11
Belgium	443.000	83.547	-81,14	1.099.533	122.577	-88,85
Switzerland	-	17.100	-	-	41.553	-
Denmark	14.580.741	28.520.715	95,61	15.529.898	28.129.309	81,13
Sweden	30.859.314	38.104.359	23,48	29.502.711	36.366.252	23,26
Italy	344.887.744	300.196.285	-12,96	317.911.677	264.070.696	-16,94
Spain	440.150.749	297.432.787	-32,42	409.003.519	256.925.557	-37,18
Greece	64.052.946	66.428.673	3,71	59.722.209	56.387.591	-5,58
Poland	863.960	1.056.180	22,25	1.221.545	1.316.597	7,78
Romania	1.425.388	1.320.230	-7,38	1.501.868	1.428.204	-4,90
Bulgaria	454.600	547.160	20,36	525.735	640.631	21,85
Albania	91.556	259.196	183,10	121.856	271.208	122,56
Azerbaijan	203.760	22.640	-88,89	232.852	28.413	-87,80
Kazakhstan	131.220	6.972.000	5.213,21	136.994	6.140.022	4.381,97
Kyrgyzstan	153.318	262.348	71,11	149.607	238.235	59,24
Moldova, Republic of	22.400	134.400	500,00	30.128	178.304	491,82
Tajikistan	86.800	67.200	-22,58	119.189	105.168	-11,76
Turkmenistan	180.000	180.980	0,54	280.800	219.557	-21,81
Ukraine	21.870	805.400	3.582,67	26.003	1.004.759	3.763,95
Uzbekistan	1.030.300	131.740	-87,21	1.620.889	175.478	-89,17
Lithuania	528.820	1.548.961	192,91	605.795	2.419.008	299,31
Latvia	18.746.434	31.132.811	66,07	17.529.703	25.044.315	42,87
Estonia	196.706.570	193.063.104	-1,85	183.869.567	164.383.447	-10,60
Georgia	24.281.919	12.071.387	-50,29	22.419.284	11.873.022	-47,04
Croatia	10.131.487	10.438.044	3,03	21.418.968	12.422.141	-42,00
Bosnia and Herzegovina	22.400	89.651	300,23	31.203	137.739	341,42
Malta	9.837.888	-	-	7.378.416	-	-
Slovenia	72.240	201.640	179,13	72.282	205.201	183,89
Czech Republic	-	45.320	-	-	69.113	-
Rep. of Macedonia	22.400	134.400	500,00	33.846	180.058	431,99
Russia Federation	314.793.794	360.606.941	14,55	298.455.458	329.736.446	10,48
Serbia	579.810	850.910	46,76	773.971	948.912	22,60
Montenegro	169.020	409.572	142,32	176.782	418.706	136,85
<b>Bungkil dan Residu</b>	<b>4.025.522.924</b>	<b>3.592.343.377</b>	<b>-10,76</b>	<b>1.239.972.842</b>	<b>1.105.029.391</b>	<b>-10,88</b>
Japan	425.067	672.612	58,24	112.431	196.806	75,05
Hong Kong	5.480.351	-	-	4.098.574	-	-
Korea, Republic of	494.776.742	322.115.739	-34,90	111.217.599	59.623.592	-46,39
Taiwan	49.210	16.269	-66,94	13.769	5.199	-62,24
China	1.006.406.620	683.500.711	-32,09	501.036.858	313.660.827	-37,40
Thailand	152.309.201	152.322.595	0,01	23.460.050	21.780.505	-7,16
Singapore	33.000.148	113.251	-99,66	25.622.566	52.256	-99,80
Philippines	11.000.002	-0	-100,00	1.606.801	4	-100,00
Malaysia	119.023.015	172.911.902	45,28	85.353.017	125.736.886	47,31
Cambodia	-	2.000.000	-	-	260.000	-
Viet Nam	355.255.703	318.202.471	-10,43	54.345.506	43.994.677	-19,05
India	44.492.321	57.275.482	28,73	14.013.326	16.294.336	16,28
Pakistan	1.585.792	1.730.866	9,15	872.712	963.405	10,39
Bangladesh	-	52.452	-	-	8.971	-
Saudi Arabia	40.365.107	77.864.956	92,90	6.034.559	10.495.143	73,92
Kuwait	-	252	-	-	395	-
Turkey	25.567.197	2.004.900	-92,16	5.568.068	1.824.459	-67,23
United Arab Emirates	6.257.037	2.058.000	-67,11	4.546.075	1.440.724	-68,31
Madagascar	2.395.026	6.655.330	177,88	1.720.414	5.129.131	198,13
Kenya	147.000	-	-	101.430	-	-
Liberia	5.000.829	-	-	3.992.912	-	-
Angola	-	2.456.465	-	-	2.000.015	-
Senegal	147.200	-	-	106.041	-	-
Australia	12.380.480	-	-	1.832.934	-	-
New Zealand	492.832.393	559.737.434	13,58	79.362.063	82.900.000	4,46
Marshall Islands	3.052.189	-	-	2.482.120	-	-
East Timor	1.125	22.250	1.877,78	2.879	8.575	197,89
United States	327	262.379	80.236,50	139	127.764	91.644,84
Canada	1.250	-	-	1.989	-	-
United Kingdom	25.313.881	24.797.799	-2,04	19.653.024	9.187.292	-53,25
Netherlands	1.031.981.955	905.593.129	-12,25	177.728.616	177.266.503	-0,26
France	-	3.014	-	-	15	-
Germany, Fed. Rep. of	2	5.982.206	299.110.200,00	11	4.802.694	43.852.113,66
Belgium	500.000	8.454.352	1.590,87	360.350	5.868.718	1.528,62
Denmark	23.301	5	-99,98	25.664	1	-100,00
Italy	92.025.104	224.463.344	143,92	69.675.835	173.982.616	149,70
Spain	54.417.319	53.554.522	-1,59	38.210.641	42.053.599	10,06
Portugal	810.161	19.000	-97,65	678.958	10.955	-98,39
Croatia	8.499.872	7.499.691	-11,77	6.134.909	5.353.330	-12,74
<b>Margarin</b>	<b>1.008.121.140</b>	<b>1.082.767.151</b>	<b>7,40</b>	<b>979.745.322</b>	<b>1.007.612.225</b>	<b>2,84</b>
Japan	113.260	104.710	-7,55	201.625	132.116	-34,47
Hong Kong	571.144	608.319	6,51	622.475	619.691	-0,45
Korea, Republic of	4.353.545	3.943.797	-9,41	5.304.667	4.148.184	-21,80
Taiwan	4.290.408	4.872.259	13,56	4.571.175	5.085.927	11,26
China	521.475.341	625.533.015	19,95	493.633.399	566.402.046	14,74

Lanjutan Tabel 3.6

Komoditas/Negara Tujuan	Berat Bersih (kg)		Perub %	Nilai FOB (US\$)		Perub %
	Jan-Jul 2023	Jan-Jul 2024		Jan-Jul 2023	Jan-Jul 2024	
	(1)	(2)	(3)	(4)	(5)	(6)
Mongolia	45.680	25.000	-45,27	56.371	30.428	-46,02
Papua New Guinea	1.519.591	3.350.811	120,51	1.576.026	3.296.330	109,15
Thailand	5.237.675	13.059.050	149,33	4.966.935	13.063.513	163,01
Singapore	177.875	845.680	375,43	189.057	1.566.869	728,78
Philippines	8.338.057	10.116.644	21,33	8.741.775	10.049.833	14,96
Malaysia	5.747.918	3.793.175	-34,01	5.853.726	7.598.259	29,80
Myanmar	5.969.733	641.712	-89,25	6.397.010	713.651	-88,84
Cambodia	44.892	215.989	381,13	43.863	592.872	1.251,66
Brunei Darussalam	26.660	-	-	35.874	-	-
Nepal	1.082.630	638.345	-41,04	1.032.437	590.299	-42,82
Viet Nam	19.018.631	20.011.655	5,22	19.222.397	18.761.531	-2,40
Maldives	68.553	206.181	200,76	59.307	179.466	202,60
India	3.365.105	2.296.150	-31,77	3.222.098	2.121.702	-34,15
Pakistan	5.255.422	13.970.599	165,83	5.004.921	12.949.638	158,74
Bangladesh	671.151	866.106	29,05	720.970	805.768	11,76
Sri Lanka	908.760	3.164.530	248,23	1.026.045	3.078.760	200,06
Iraq	2.862.540	5.002.300	74,75	2.898.979	4.643.488	60,18
Iran (Islamic Republic of)	226.300	2.514.578	1.011,17	217.403	2.448.100	1.026,07
Saudi Arabia	11.221.862	8.845.224	-21,18	11.339.654	8.390.139	-26,01
Israel	7.192.907	5.817.474	-19,12	7.273.122	5.468.775	-24,81
Kuwait	249.260	119.690	-51,98	258.317	118.692	-54,05
Jordan	5.885.260	7.808.770	32,68	5.992.862	7.657.444	27,78
Lebanon	6.286.550	7.925.813	26,08	6.473.682	7.649.887	18,17
Yemen	638.380	481.470	-24,58	635.603	422.892	-33,47
Oman	1.551.650	1.407.960	-9,26	1.527.084	1.290.984	-15,46
Syria Arab Republic	934.540	620.220	-33,63	923.887	539.334	-41,62
Turkey	17.964.931	15.381.092	-14,38	17.956.066	15.087.920	-15,97
United Arab Emirates	9.074.618	8.299.024	-8,55	12.411.644	9.395.352	-24,30
Qatar	213.950	231.770	8,33	270.978	230.316	-15,01
Bahrain	1.140.200	1.170.544	2,66	1.240.014	1.162.917	-6,22
Cyprus	68.580	137.140	99,97	59.627	156.241	162,03
Egypt	16.098.124	9.246.372	-42,56	16.726.931	9.178.967	-45,12
Libyan Arab Jamahiriya	1.725.372	996.786	-42,23	1.677.009	936.165	-44,18
Morocco	8.649.665	6.755.327	-21,90	9.015.788	6.359.682	-29,46
Tunisia	837.520	1.222.960	46,02	855.119	1.157.646	35,38
Algeria	48.795.692	30.453.859	-37,59	48.224.041	27.672.100	-42,62
Sudan	1.870.370	619.280	-66,89	1.961.492	570.916	-70,89
Ethiopia	-	221.200	-	-	192.665	-
Tanzania, United Rep. of	923.044	365.730	-60,38	960.923	351.167	-63,46
Madagascar	22.120	406.224	1.736,46	22.142	375.132	1.594,20
Kenya	88.200	88.800	0,68	76.106	73.554	-3,35
Mozambique	2.336.580	2.064.420	-11,65	2.301.852	1.862.274	-19,10
Togo	1.260.220	546.970	-56,60	1.258.028	494.323	-60,71
Ghana	12.367.479	9.049.361	-26,83	11.816.400	8.258.975	-30,11
Liberia	1.541.274	621.480	-59,68	1.615.618	574.461	-64,44
Guinea	17.280	-	-	17.150	-	-
Angola	7.959.040	8.146.180	2,35	7.243.985	7.066.304	-2,45
Congo	535.100	201.080	-62,42	557.858	205.844	-63,10
Cameroon	1.645.310	2.984.216	81,38	1.586.542	2.700.481	70,21
Nigeria	69.110.431	27.583.903	-60,09	63.656.299	24.157.272	-62,05
Sierra Leone	236.985	39.000	-83,54	243.546	34.729	-85,74
Cote D'Ivoire	218.360	131.220	-39,91	218.040	131.848	-39,53
Senegal	9.266.860	7.097.380	-23,41	9.516.540	6.619.564	-30,44
Mauritania	268.960	408.000	51,70	245.115	353.313	44,14
Benin	714.975	267.437	-62,59	712.414	253.243	-64,45
Gambia	115.640	17.200	-85,13	109.712	17.974	-83,62
Djibouti	7.820.700	4.442.788	-43,19	7.411.266	4.044.280	-45,43
Sao Tome and Principe	-	20.700	-	-	19.237	-
South Africa	2.263.310	1.072.650	-52,61	2.598.032	1.142.269	-56,03
Zambia	44.000	22.000	-50,00	39.600	18.920	-52,22
Malawi	66.300	135.580	104,49	61.043	117.319	92,19
Mauritius	89.660	111.260	24,09	84.999	97.505	14,71
Democratic Rep. of the Congo	623.200	646.660	3,76	573.884	570.795	-0,54
Australia	2.109.654	2.462.329	16,72	2.196.233	2.288.221	4,19
New Zealand	3.397.863	2.846.014	-16,24	3.767.771	2.839.129	-24,65
Saint Vincent and the Grenadines	41.368	-	-	38.394	-	-
Vanuatu	1.098	56.106	5.009,84	1.998	52.929	2.549,09
Fiji	350.400	645.740	84,29	315.927	565.923	79,13
Samoa	209.040	188.940	-9,62	207.954	170.262	-18,12
Solomon Islands	106.182	130.962	23,34	189.570	169.357	-10,66
East Timor	406.917	551.088	35,43	423.465	528.423	24,79
United States	27.001.271	41.380.705	53,25	26.744.616	38.154.463	42,66
Canada	4.239.822	8.969.393	111,55	4.605.470	9.524.368	106,81
Mexico	305.280	3.337.740	993,34	344.370	3.569.137	936,42
Guatemala	63.600	111.000	74,53	62.418	109.778	75,87
Honduras	3.102.600	3.183.900	2,62	2.911.850	2.854.602	-1,97
Panama	190.130	189.900	-0,12	174.175	164.592	-5,50
Suriname	-	43.279	-	-	48.426	-
Chile	4.006.670	2.775.819	-30,72	3.671.019	2.748.809	-25,12
Venezuela	63.690	-	-	64.327	-	-
Argentina	-	90.144	-	-	89.443	-

Lanjutan Tabel 3.6

Komoditas/Negara Tujuan	Berat Bersih (kg)		Perub %	Nilai FOB (US\$)		Perub %
	Jan-Jul 2023	Jan-Jul 2024		Jan-Jul 2023	Jan-Jul 2024	
(1)	(2)	(3)	(4)	(5)	(6)	(7)
Brazil	18.000	71.774	298,75	17.910	71.341	298,33
Colombia	225.000	427.500	90,00	294.413	466.133	58,33
Bolivia	337.500	472.500	40,00	415.508	520.628	25,30
Uruguay	42.900	87.600	104,20	44.240	78.950	78,46
Ecuador	266.160	449.100	68,73	323.554	489.884	51,41
Peru	3.620.250	4.727.350	30,58	3.491.322	4.313.071	23,54
Guyana	178.000	-	-	172.782	-	-
Trinidad and Tobago	22.580	-	-	22.201	-	-
Jamaica	2.557.084	2.784.256	8,88	2.423.311	2.411.760	-0,48
Puerto Rico	456.775	907.653	98,71	433.003	820.846	89,57
Dominican Republic	895.960	204.730	-77,15	927.603	209.443	-77,42
El Salvador	23.000	46.000	100,00	23.000	42.205	83,50
Costa Rica	42.000	21.000	-50,00	40.950	19.110	-53,33
Haiti	1.393.890	2.187.049	56,90	1.615.543	2.356.300	45,85
Barbados	22.793	22.793	-0	19.990	17.938	-10,26
Antigua and Barbuda	69.000	22.660	-67,16	65.238	24.475	-62,48
Cape Verde	-	22.000	-	-	18.850	-
Dominica	21.000	154.770	637,00	18.501	137.806	644,86
Grenada	104.520	119.784	14,60	87.840	117.468	33,73
Saint Lucia	85.801	41.368	-51,79	81.671	38.024	-53,44
Saint Kitts and Nevis	23.000	-	-	22.141	-	-
United Kingdom	138.936	22.120	-84,08	131.771	23.396	-82,24
France	35	-	-	29	-	-
Germany, Fed. Rep. of	622.701	720.651	15,73	630.141	689.414	9,41
Denmark	640	-	-	640	-	-
Italy	46.545.873	43.308.572	-6,96	41.029.690	39.335.197	-4,13
Spain	6.563.888	4.809.165	-26,73	6.290.729	4.364.143	-30,63
Portugal	151.200	21.600	-85,71	152.016	22.356	-85,29
Greece	5.588.660	6.607.666	18,23	5.433.647	6.453.412	18,77
Hungary	382.800	1.112.960	190,74	401.730	1.108.779	176,00
Poland	4.473.240	2.925.910	-34,59	4.442.480	2.780.302	-37,42
Romania	6.641.320	15.043.040	126,51	6.707.623	14.696.248	119,10
Bulgaria	4.867.780	2.234.620	-54,09	4.571.276	2.184.408	-52,21
Albania	2.508.700	2.809.230	11,98	2.389.464	2.546.080	6,55
Kazakhstan	598.770	535.370	-10,59	784.757	644.424	-17,88
Moldova, Republic of	-	22.000	-	-	19.646	-
Tajikistan	65.800	90.000	36,78	110.598	110.475	-0,11
Turkmenistan	811.880	220.000	-72,90	809.189	199.210	-75,38
Ukraine	1.154.400	3.130.580	171,19	1.814.584	3.441.141	89,64
Uzbekistan	1.198.680	6.288.200	424,59	1.440.691	5.954.063	313,28
Lithuania	501.160	86.400	-82,76	604.898	87.480	-85,54
Latvia	84.000	132.000	57,14	92.371	141.944	53,67
Georgia	1.508.780	497.060	-67,06	1.491.838	451.186	-69,76
Croatia	7.192.200	9.252.486	28,65	7.232.883	8.656.161	19,68
Bosnia and Herzegovina	313.600	22.600	-92,79	292.275	20.792	-92,89
Slovenia	130.200	331.180	154,36	128.953	308.606	139,32
Rep. of Macedonia	853.920	738.320	-13,54	857.487	736.842	-14,07
Russia Federation	6.953.988	10.752.734	54,63	11.279.272	13.321.940	18,11
Serbia	804.160	1.306.920	62,52	848.608	1.224.202	44,26
Montenegro	157.700	-	-	166.858	-	-
<b>Biota Air Lainnya Diolah atau Diawetkan</b>	<b>115.021.749</b>	<b>143.979.322</b>	<b>25,18</b>	<b>676.619.719</b>	<b>744.998.823</b>	<b>10,11</b>
Japan	5.617.639	5.776.514	2,83	39.166.682	36.744.316	-6,18
Hong Kong	426.563	376.798	-11,67	3.449.722	3.126.331	-9,37
Korea, Republic of	2.093.075	2.328.350	11,24	14.279.651	13.944.402	-2,35
Taiwan	6.095.916	6.952.041	14,04	30.825.146	29.667.001	-3,76
China	41.970.433	60.043.130	43,06	162.676.716	219.692.979	35,05
Macau	78	501	542,56	424	4.592	984,22
Papua New Guinea	15	-	-	2.700	-	-
Thailand	861.210	1.003.609	16,53	2.466.773	1.964.996	-20,34
Singapore	699.734	635.458	-9,19	3.022.844	3.099.650	2,54
Philippines	15.436	96.812	527,17	59.226	181.421	206,32
Malaysia	2.174.765	2.778.461	27,76	6.636.301	7.571.490	14,09
Myanmar	18.940	-	-	10.769	-	-
Brunei Darussalam	2.081	802	-61,46	19.074	4.031	-78,87
Viet Nam	12.469.147	20.266.146	62,53	76.354.691	117.211.890	53,51
India	10.302	-	-	60.776	-	-
Pakistan	-	1	-	-	3	-
Bangladesh	1	-	-	-0	-	-
Saudi Arabia	-	6	-	-	59	-
Kuwait	39.679	10	-99,97	211.255	20	-99,99
Jordan	-	2.231	-	-	3.472	-
Lebanon	38.566	16.170	-58,07	241.186	100.461	-58,35
Turkey	10.640	8.363	-21,40	71.385	47.026	-34,12
United Arab Emirates	26.112	5.414	-79,27	201.103	33.584	-83,30
Qatar	430	355	-17,44	2.064	1.420	-31,20
Cyprus	224.405	177.335	-20,98	1.478.549	1.111.297	-24,84
Libyan Arab Jamahiriya	6.044	-	-	369	-	-
Reunion	46.087	10.121	-78,04	243.782	48.186	-80,23
South Africa	67.243	100.324	49,19	318.255	460.610	44,73
Mauritius	52.035	34.005	-34,65	244.992	123.065	-49,77

Lanjutan Tabel 3.6

Komoditas/Negara Tujuan	Berat Bersih (kg)		Perub %	Nilai FOB (US\$)		Perub %
	Jan-Jul 2023	Jan-Jul 2024		Jan-Jul 2023	Jan-Jul 2024	
	(1)	(2)	(3)	(4)	(5)	(6)
Australia	654.753	868.714	32,68	4.819.315	5.819.751	20,76
New Zealand	84.331	73.015	-13,42	535.298	435.578	-18,63
East Timor	-	12.514	-	-	25.192	-
United States	32.655.926	29.459.717	-9,79	270.179.494	224.899.535	-16,76
Canada	552.904	918.663	66,15	4.338.574	6.769.253	56,02
Mexico	47.600	620.363	1.203,28	177.975	3.042.607	1.609,57
Panama	13.620	-	-	89.450	-	-
Chile	21.825	-	-	149.283	-	-
Ecuador	13.610	-	-	63.886	-	-
Trinidad and Tobago	1.453	4.569	214,49	13.696	38.989	184,68
Puerto Rico	184.293	186.168	1,02	1.682.376	1.478.500	-12,12
Dominican Republic	62.330	60.933	-2,24	506.500	402.594	-20,51
Costa Rica	-	18.115	-	-	97.370	-
Martinique	4.832	85.004	1.659,18	28.909	379.431	1.212,50
Guadeloupe	50.890	55.420	8,90	251.136	239.771	-4,53
United Kingdom	646.559	742.673	14,87	5.638.372	5.821.731	3,25
Netherlands	782.843	1.050.232	34,16	5.588.153	5.512.864	-1,35
France	368.927	290.068	-21,38	2.202.538	1.966.459	-10,72
Germany, Fed. Rep. of	112.164	594.197	429,76	1.294.448	3.641.334	181,30
Belgium	120.694	275.235	128,04	855.828	1.607.692	87,85
Switzerland	60	5.907	9.711,63	26.234	187.438	614,48
Denmark	29.460	97.023	229,34	201.644	649.896	222,30
Norway	-	2.001	-	-	18.983	-
Sweden	2.708	7.810	188,46	29.110	74.177	154,82
Italy	3.993.947	5.417.790	35,65	24.834.695	31.333.910	26,17
Spain	96.958	171.240	76,61	688.711	1.099.373	59,63
Portugal	116.440	89.588	-23,06	613.383	372.469	-39,28
Greece	883.603	1.359.562	53,87	6.013.976	8.527.729	41,80
Poland	22.000	-	-	206.800	-	-
Romania	-	1	-	-	2	-
Bulgaria	37.725	42.000	11,33	270.846	234.850	-13,29
Albania	153.810	348.790	126,77	912.749	1.869.339	104,80
Belarus	-	21.420	-	-	127.672	-
Lithuania	-	6.510	-	-	64.275	-
Croatia	22.184	44.039	98,52	101.575	170.885	68,23
Malta	20.294	10.542	-48,05	92.886	45.001	-51,55
Slovenia	45.770	46.000	0,50	229.594	177.285	-22,78
Russia Federation	250.659	380.545	51,82	1.937.849	2.724.588	40,60
<b>Makanan Olahan Lainnya</b>	<b>409.813.318</b>	<b>476.298.754</b>	<b>16,22</b>	<b>707.264.825</b>	<b>820.159.420</b>	<b>15,96</b>
Japan	11.275.791	9.579.429	-15,04	28.729.648	25.127.855	-12,54
Hong Kong	2.645.983	1.875.101	-29,13	11.148.025	6.332.494	-43,20
Korea, Republic of	5.476.290	6.528.072	19,21	12.835.740	11.814.846	-7,95
Taiwan	6.926.469	6.420.051	-7,31	16.054.492	12.461.554	-22,38
China	22.945.265	21.156.156	-7,80	41.081.119	36.163.323	-11,97
Mongolia	16.716	54.276	224,70	75.698	101.826	34,52
Macau	9	16.041	175.751,51	796	28.724	3.508,81
Papua New Guinea	1.101.504	12.078.907	996,58	4.241.140	10.567.043	149,16
Thailand	25.767.315	28.257.230	9,66	32.791.551	33.466.458	2,06
Singapore	70.230.700	80.810.508	15,06	104.601.725	121.288.487	15,95
Philippines	99.660.721	114.753.000	15,14	119.810.115	147.250.828	22,90
Malaysia	27.969.259	36.066.545	28,95	47.629.850	67.001.756	40,67
Myanmar	1.122.812	263.732	-76,51	3.677.789	1.873.349	-49,06
Cambodia	426.356	2.345.768	450,19	1.176.816	1.889.930	60,60
Brunei Darussalam	347.383	331.778	-4,49	787.626	932.832	18,44
Lao People'S Dem. Rep.	18.628	9.635	-48,28	89.400	19.770	-77,89
Nepal	380	-	-	1.690	-	-
Viet Nam	65.226.624	52.008.333	-20,27	50.698.985	49.167.187	-3,02
Maldives	45.554	69.773	53,17	105.125	188.016	78,85
India	1.210.123	6.639.720	448,68	3.175.825	8.661.242	172,72
Pakistan	262.919	88.832	-66,21	2.047.347	732.101	-64,24
Bangladesh	886.541	1.592.842	79,67	1.372.167	2.696.116	96,49
Sri Lanka	52.092	64.845	24,48	474.602	687.678	44,90
Afghanistan	51.883	177.289	241,71	226.385	600.377	165,20
Iraq	157.586	457.991	190,63	302.051	929.593	207,76
Iran (Islamic Republic of)	1.011.500	2.298.610	127,25	1.844.595	3.823.171	107,26
Saudi Arabia	10.928.126	15.044.573	37,67	73.492.618	86.851.181	18,18
Israel	34.541	272.028	687,56	105.838	1.012.296	856,46
Kuwait	98.888	29.689	-69,98	523.341	192.700	-63,18
Jordan	220.928	245.016	10,90	897.937	935.781	4,21
Lebanon	57.952	125.336	116,28	122.885	247.504	101,41
Palestina	91.906	-	-	146.421	-	-
Yemen	9.554	6.552	-31,42	38.985	3.276	-91,60
Oman	17.872	3.760	-78,96	32.249	15.294	-52,57
Syria Arab Republic	3.140	-	-	19.404	-	-
Turkey	4.847.211	4.010.720	-17,26	13.874.659	9.546.892	-31,19
United Arab Emirates	283.430	4.012.011	1.315,52	785.957	11.616.207	1.377,97
Qatar	14.238	714.205	4.916,20	44.853	1.082.652	2.313,79
Bahrain	24.663	4.901	-80,13	41.335	16.878	-59,17
Cyprus	16.800	33.226	97,77	14.700	50.883	246,14
Egypt	311.018	689.282	121,62	917.102	1.793.334	95,54

Lanjutan Tabel 3.6

Komoditas/Negara Tujuan	Berat Bersih (kg)		Perub %	Nilai FOB (US\$)		Perub %
	Jan-Jul 2023	Jan-Jul 2024		Jan-Jul 2023	Jan-Jul 2024	
(1)	(2)	(3)	(4)	(5)	(6)	(7)
Libyan Arab Jamahiriya	8.880	-	-	105.866	-	-
Morocco	622.236	984.467	58,21	1.537.557	2.553.001	66,04
Tunisia	616	1.932	213,46	6.455	4.979	-22,87
Algeria	-	33.000	-	-	111.804	-
Sudan	594.700	-	-	1.995.220	-	-
Ethiopia	70.800	140.045	97,80	165.672	369.673	123,14
Tanzania, United Rep. of	200.646	394.529	96,63	366.269	703.129	91,97
Madagascar	26.046	28.898	10,95	75.898	116.247	53,16
Somalia	125.154	191.217	52,78	610.965	920.799	50,71
Kenya	500.261	907.356	81,38	1.311.296	2.312.309	76,34
Reunion	79.776	19.944	-75,00	99.720	24.930	-75,00
Mozambique	12.040	-	-	61.490	-	-
Togo	276.308	299.525	8,40	1.280.706	1.426.019	11,35
Ghana	345.404	666.205	92,88	1.232.883	2.188.341	77,50
Liberia	9.288	38.748	317,19	48.375	189.678	292,10
Guinea	143.392	217.776	51,87	234.171	594.113	153,71
Angola	54.961	64.000	16,45	96.957	123.920	27,81
Cameroon	20.160	46.080	128,57	88.192	203.136	130,33
Nigeria	3.547.669	4.547.769	28,19	18.820.374	21.566.954	14,59
Sierra Leone	69.395	48.403	-30,25	299.395	208.406	-30,39
Cote D'Ivoire	120	3	-97,50	825	10	-98,84
Senegal	208.410	80.525	-61,36	929.900	369.298	-60,29
Mauritania	23.400	10.320	-55,90	124.313	54.825	-55,90
Mali	-	23.400	-	-	81.821	-
Benin	69.312	10.320	-85,11	337.536	45.494	-86,52
Burkina Faso	23.040	-	-	105.600	-	-
Gambia	82.251	69.665	-15,30	350.973	305.406	-12,98
Seychelles	2.141	2.215	3,46	12.395	9.536	-23,07
Uganda	-	3	-	-	1	-
Niger	-	24.120	-	-	115.128	-
Djibouti	1.390	450	-67,63	570	1.300	128,07
South Africa	48.628	16.296	-66,49	192.160	66.321	-65,49
Zambia	25	-	-	188	-	-
Mauritius	22.787	42.457	86,32	59.076	164.113	177,80
Democratic Rep. of the Congo	1.000	630	-37,00	1.490	1.863	25,01
Australia	3.785.372	4.061.099	7,28	14.307.404	11.179.007	-21,87
New Zealand	410.640	804.742	95,97	1.129.884	1.571.958	39,13
Micronesia, Fed. States of	31.294	303	-99,03	42.299	1.289	-96,95
Guam	140	2.169	1.449,41	389	5.436	1.299,23
Nauru	2.813	30.000	966,43	13.988	41.286	195,15
New Caledonia	45.365	71.096	56,72	74.061	108.073	45,92
Vanuatu	17.931	20.885	16,48	90.592	66.942	-26,11
American Samoa	-	21.354	-	-	23.538	-
Cook Islands	-	27	-	-	914	-
Fiji	182.831	3.295.993	1.702,75	538.724	2.855.419	430,03
Kiribati	46.093	64.668	40,30	117.884	198.442	68,34
Marshall Islands	10.605	759	-92,84	10.590	2.275	-78,52
Samoa	25.732	47.907	86,18	91.307	163.913	79,52
Solomon Islands	141.939	403.826	184,51	342.123	526.746	53,96
Tonga	18.968	14.709	-22,46	65.199	55.182	-15,36
Christmas Islands	90	-	-	330	-	-
East Timor	2.388.712	2.906.347	21,67	5.296.668	5.702.012	7,65
United States	4.646.717	5.762.998	24,02	22.266.128	30.829.952	38,46
Canada	296.736	562.237	89,47	494.469	1.714.592	246,75
Mexico	135.091	13.789	-89,79	231.892	112.339	-51,56
Guatemala	-	50.000	-	-	35.000	-
Panama	12.841	55.525	332,40	51.875	239.471	361,63
Suriname	1.827	41.138	2.151,67	12.845	85.022	561,93
Chile	1.002	243.680	24.219,36	15.253	633.146	4.050,92
Argentina	78	-	-	601	-	-
Brazil	148.816	403.249	170,97	482.923	1.434.831	197,11
Colombia	17.360	144.800	734,10	39.815	306.360	669,45
Ecuador	-	183.416	-	-	90.477	-
Peru	192.545	448.230	132,79	895.659	2.169.267	142,20
Guyana	-	813	-	-	5.419	-
Trinidad and Tobago	3.051	6.971	128,50	4.758	7.024	47,63
Costa Rica	-	14.000	-	-	18.900	-
French Polynesia	73	174	138,36	332	768	131,48
Guadeloupe	1	-	-	5	-	-
United Kingdom	2.023.788	2.496.574	23,36	6.918.404	7.222.831	4,40
Netherlands	6.847.013	9.248.392	35,07	15.291.816	21.378.643	39,80
France	1.913.329	2.841.250	48,50	3.841.353	5.182.693	34,92
Germany, Fed. Rep. of	6.483.951	9.240.351	42,51	9.595.216	11.938.369	24,42
Austria	136.051	970	-99,29	181.967	4.271	-97,65
Belgium	107	148.308	139.155,95	1.547	279.760	17.982,99
Switzerland	40.100	1.669	-95,84	78.140	73.764	-5,60
Denmark	195.625	128.741	-34,19	404.957	351.560	-13,19
Norway	296.222	233.716	-21,10	404.975	348.147	-14,03
Sweden	607.623	387.681	-36,20	877.632	615.937	-29,82
Finland	87.722	18.900	-78,45	123.477	22.850	-81,49
Ireland	19.835	64.800	226,70	22.206	65.448	194,73



Lanjutan Tabel 3.6

Komoditas/Negara Tujuan	Berat Bersih (kg)		Perub %	Nilai FOB (US\$)		Perub %
	Jan-Jul 2023	Jan-Jul 2024		Jan-Jul 2023	Jan-Jul 2024	
	(1)	(2)	(3)	(4)	(5)	(6)
Italy	711.172	756.655	6,40	1.419.324	1.304.060	-8,12
Spain	2.089.907	2.712.730	29,80	2.946.257	3.476.913	18,01
Portugal	39.365	59.832	51,99	50.848	71.466	40,55
Iceland	40.671	-	-	156.452	-	-
Greece	63.934	25.848	-59,57	158.636	73.238	-53,83
Hungary	21.399	2.974	-86,10	54.642	15.436	-71,75
Poland	276.571	1.791.237	547,66	405.197	2.434.023	500,70
Romania	25.256	20	-99,92	19.563	900	-95,40
Bulgaria	168	23.492	13.925,07	481	55.645	11.479,71
Albania	-	38	-	-	3.079	-
Armenia	14	-	-	1.571	-	-
Azerbaijan	25.000	-	-	46.250	-	-
Kazakhstan	3.323	4.215	26,84	9.551	12.750	33,50
Kyrgyzstan	1.390	5.513	296,62	1.215	15.950	1.212,76
Ukraine	1.005	-	-	3.055	-	-
Uzbekistan	4.865	400	-91,78	5.590	1.000	-82,11
Lithuania	8.395	218.700	2.505,12	153.540	195.854	27,56
Latvia	-	1.780	-	-	5.600	-
Estonia	89	26	-71,06	8.615	2.770	-67,85
Georgia	-	200	-	-	830	-
Croatia	1.247.210	1.428.627	14,55	3.029.610	3.454.511	14,02
Malta	53.858	54.750	1,66	74.199	70.135	-5,48
Slovakia	-	23	-	-	1.959	-
Slovenia	213.609	192.902	-9,69	342.050	353.091	3,23
Czech Republic	225	20.539	9.028,36	4.129	28.694	594,98
Russia Federation	4.776.898	6.462.308	35,28	7.390.047	8.892.314	20,33
Serbia	6.061	1.629	-73,12	33.246	15.949	-52,03
<b>Udang Dibekukan</b>	<b>81.918.116</b>	<b>72.978.712</b>	<b>-10,91</b>	<b>661.670.493</b>	<b>569.584.034</b>	<b>-13,92</b>
Japan	13.965.110	13.984.284	0,14	133.725.152	126.968.931	-5,05
Hong Kong	247.109	237.833	-3,75	2.513.761	2.194.575	-12,70
Korea, Republic of	490.422	460.808	-6,04	4.448.879	4.204.604	-5,49
Taiwan	1.496.236	1.534.171	2,54	12.614.339	12.210.976	-3,20
China	10.255.024	5.357.889	-47,75	54.957.963	28.383.133	-48,35
Macau	11.489	12.385	7,80	121.511	116.277	-4,31
Thailand	221.352	70.147	-68,31	1.907.000	351.460	-81,57
Singapore	527.683	585.182	10,90	3.683.901	3.341.302	-9,30
Philippines	101.080	8.596	-91,50	711.518	59.758	-91,60
Malaysia	884.838	1.051.366	18,82	6.551.174	4.526.443	-30,91
Brunei Darussalam	19.414	8.912	-54,09	130.275	68.860	-47,14
Viet Nam	600.085	316.824	-47,20	4.813.117	2.256.195	-53,12
Jordan	-	10.931	-	-	17.014	-
Turkey	7.600	12.220	60,79	68.400	87.702	28,22
United Arab Emirates	2.380	-	-	4.760	-	-
Cyprus	-	13.509	-	-	87.459	-
Morocco	16.938	-	-	36.197	-	-
Reunion	14.263	18.829	32,01	152.501	140.042	-8,17
Mauritius	-	15.440	-	-	75.543	-
Australia	149.891	218.075	45,49	2.000.408	2.561.117	28,03
New Zealand	-	7.321	-	-	55.748	-
Guam	6.870	-	-	49.775	-	-
East Timor	2.750	849	-69,13	3.140	905	-71,18
United States	49.256.369	44.147.491	-10,37	401.030.953	342.218.704	-14,67
Canada	685.755	946.836	38,07	6.551.163	8.211.389	25,34
Trinidad and Tobago	138.879	188.363	35,63	1.116.624	1.373.371	22,99
Puerto Rico	406.045	377.296	-7,08	3.273.687	2.868.291	-12,38
Dominican Republic	47.272	2.936	-93,79	277.205	29.250	-89,45
United Kingdom	114.625	650.297	467,33	1.058.561	5.428.679	412,84
Netherlands	360.380	371.902	3,20	3.325.089	2.652.352	-20,23
France	359.818	286.437	-20,39	3.391.933	2.776.572	-18,14
Germany, Fed. Rep. of	259.694	244.245	-5,95	2.631.763	2.347.412	-10,80
Belgium	444.781	776.338	74,54	3.452.431	5.838.931	69,13
Switzerland	-	9.778	-	-	154.670	-
Denmark	15.750	6.653	-57,76	125.230	81.529	-34,90
Sweden	8.544	14.813	73,37	98.660	140.803	42,72
Ireland	28.080	-	-	362.391	-	-
Italy	80.800	71.039	-12,08	549.566	569.244	3,58
Spain	91.316	108.179	18,47	1.095.228	991.967	-9,43
Portugal	30.016	10.350	-65,52	193.619	94.185	-51,36
Greece	8.580	35.398	312,56	69.675	225.581	223,76
Poland	-	15.000	-	-	101.517	-
Bulgaria	-	4.400	-	-	19.340	-
Lithuania	-	11.160	-	-	90.900	-
Russia Federation	560.880	774.229	38,04	4.572.942	5.661.306	23,80
<b>Roti dan Kue</b>	<b>188.248.804</b>	<b>180.709.926</b>	<b>-4,00</b>	<b>482.449.610</b>	<b>464.019.146</b>	<b>-3,82</b>
Japan	2.919.974	3.979.073	36,27	8.505.554	11.052.534	29,94
Hong Kong	2.021.098	2.069.093	2,37	4.919.303	5.109.904	3,87
Korea, Republic of	2.492.561	2.635.413	5,73	8.930.792	9.325.116	4,42
Taiwan	4.035.069	3.601.112	-10,75	10.184.940	8.324.115	-18,27
China	41.302.585	34.207.663	-17,18	118.451.709	97.425.147	-17,75

Lanjutan Tabel 3.6

Komoditas/Negara Tujuan	Berat Bersih (kg)		Perub %	Nilai FOB (US\$)		Perub %
	Jan-Jul 2023	Jan-Jul 2024		Jan-Jul 2023	Jan-Jul 2024	
	(1)	(2)	(3)	(4)	(5)	(6)
Mongolia	-	11.717	-	-	33.532	-
Macau	7.856	13.107	66,83	31.369	49.268	57,06
Papua New Guinea	221.747	260.741	17,59	586.760	629.140	7,22
Thailand	21.221.048	21.938.451	3,38	52.913.241	55.653.943	5,18
Singapore	2.635.356	2.199.701	-16,53	6.378.095	5.986.140	-6,15
Philippines	24.665.028	21.949.379	-11,01	56.208.037	50.818.735	-9,59
Malaysia	19.895.727	21.994.131	10,55	40.160.807	43.223.844	7,63
Myanmar	5.690.668	4.177.619	-26,59	10.319.637	8.951.419	-13,26
Cambodia	2.216.139	2.029.978	-8,40	6.252.356	5.529.520	-11,56
Brunei Darussalam	489.332	487.181	-0,44	1.641.135	1.534.421	-6,50
Lao People'S Dem. Rep.	16	7.485	46.679,39	100	28.047	27.946,93
Nepal	4.140	-	-	19.460	-	-
Viet Nam	14.603.662	11.845.175	-18,89	40.669.537	30.646.007	-24,65
Maldives	483.661	582.251	20,38	1.023.141	1.132.026	10,64
India	5.857.576	10.205.953	74,24	13.314.683	19.921.599	49,62
Pakistan	39.960	52.320	30,93	196.398	225.043	14,59
Bangladesh	28.019	30.773	9,83	123.804	123.737	-0,05
Sri Lanka	-	2.500	-	-	9.084	-
Iraq	160.937	536.341	233,26	466.289	1.078.812	131,36
Iran (Islamic Republic of)	8.450	749	-91,14	24.318	3.700	-84,78
Saudi Arabia	4.070.587	861.772	-78,83	8.659.623	4.034.167	-53,41
Israel	234.482	113.719	-51,50	984.352	450.951	-54,19
Kuwait	387.158	205.311	-46,97	1.278.397	837.342	-34,50
Jordan	184.653	1.114.474	503,55	568.577	2.140.907	276,54
Lebanon	71.502	51.428	-28,07	304.641	238.988	-21,55
Palestina	12.332	-	-	54.055	-	-
Yemen	2.575.114	1.178.849	-54,22	3.814.351	1.549.820	-59,37
Oman	349.272	340.992	-2,37	1.062.403	1.123.904	5,79
Turkey	85.892	61.596	-28,29	177.228	170.550	-3,77
United Arab Emirates	1.927.157	2.430.867	26,14	5.385.575	7.501.847	39,30
Qatar	159.584	71.190	-55,39	419.245	246.030	-41,32
Bahrain	339.027	340.943	0,57	1.100.264	1.198.531	8,93
Cyprus	-	125	-	-	625	-
Egypt	63.887	90.766	42,07	235.084	457.561	94,64
Libyan Arab Jamahiriya	124.425	152.978	22,95	438.215	523.543	19,47
Morocco	-	250	-	-	1.350	-
Sudan	-	20.724	-	-	32.945	-
Tanzania, United Rep. of	51.039	21.648	-57,58	69.535	32.397	-53,41
Madagascar	1.661	8.388	405,15	5.914	23.370	295,20
Somalia	418.221	42.067	-89,94	701.312	69.204	-90,13
Kenya	36.346	75.500	107,73	130.771	168.364	28,75
Reunion	-	3.286	-	-	21.164	-
Mozambique	13.904	15.013	7,97	50.975	51.392	0,82
Equatorial Guinea	4.121	26.224	536,39	14.645	95.248	550,38
Togo	18.744	3.388	-81,92	11.658	1.100	-90,56
Ghana	28.699	29.235	1,87	60.671	81.356	34,09
Liberia	41.983	42.755	1,84	85.961	89.375	3,97
Guinea	9.792	4.896	-50,00	25.691	12.648	-50,77
Angola	20.704	4.158	-79,92	64.946	14.445	-77,76
Congo	22.369	9.670	-56,77	58.902	24.209	-58,90
Nigeria	109.319	104.454	-4,45	285.799	259.360	-9,25
Sierra Leone	2.220	4.078	83,68	8.576	14.864	73,32
Gabon	315.905	235.785	-25,36	817.197	613.310	-24,95
Cote D'Ivoire	296.990	-	-	505.103	-	-
Senegal	1	-	-	10	-	-
Mali	1.031	5.332	417,25	4.300	18.670	334,18
Benin	5.663	-	-	11.356	-	-
Gambia	-	5.734	-	-	19.422	-
Seychelles	50.394	62.898	24,81	206.356	308.147	49,33
Uganda	1.749	-	-	7.394	-	-
Niger	-	937	-	-	2.898	-
Chad	-	12.529	-	-	32.120	-
Djibouti	3.540	53.100	1.400,00	3.891	89.208	2.192,50
South Africa	288.185	205.661	-28,64	792.847	659.975	-16,76
Mauritius	656.984	696.943	6,08	1.970.852	2.083.418	5,71
Mayotte	4.585	-	-	18.195	-	-
Democratic Rep. of the Congo	1.088	12.071	1.009,64	5.292	34.510	552,06
Australia	9.062.455	10.699.537	18,06	22.501.424	26.361.249	17,15
New Zealand	1.219.696	1.660.979	36,18	2.799.290	3.923.039	40,14
Micronesia, Fed. States of	72.520	36.230	-50,04	201.173	103.644	-48,48
Guam	9.634	12.612	30,91	44.061	42.148	-4,34
Palau	-	375	-	-	356	-
New Caledonia	74.817	50.739	-32,18	138.352	82.124	-40,64
Northern Mariana Islands	6.968	7.949	14,07	29.117	29.093	-0,08
Vanuatu	104.796	145.355	38,70	241.042	337.424	39,99
American Samoa	2.728	65.484	2.300,53	8.789	193.911	2.106,31
Fiji	409.459	273.433	-33,22	770.396	542.090	-29,63
Kiribati	55.641	54.245	-2,51	186.263	148.960	-20,03
Marshall Islands	53.047	34.418	-35,12	165.015	103.109	-37,52
Samoa	246.475	202.604	-17,80	550.974	440.297	-20,09
Solomon Islands	490.782	514.771	4,89	914.078	880.830	-3,64



Lanjutan Tabel 3.6

Komoditas/Negara Tujuan	Berat Bersih (kg)		Perub %	Nilai FOB (US\$)		Perub %
	Jan-Jul 2023	Jan-Jul 2024		Jan-Jul 2023	Jan-Jul 2024	
	(1)	(2)	(3)	(4)	(5)	(6)
Tonga	433.914	332.342	-23,41	931.029	704.079	-24,38
Christmas Islands	2.623	704	-73,16	4.149	1.419	-65,80
East Timor	4.521.716	4.161.964	-7,96	8.820.754	7.532.153	-14,61
United States	3.769.680	5.261.701	39,58	18.953.796	25.576.223	34,94
Canada	412.898	285.986	-30,74	1.877.558	1.475.499	-21,41
Mexico	1.626.206	1.380.940	-15,08	4.544.750	4.374.681	-3,74
Guatemala	-	10.588	-	-	48.000	-
Honduras	41.630	30.355	-27,08	106.106	79.175	-25,38
Panama	50.895	29.497	-42,04	329.138	148.543	-54,87
Cuba	-	29.163	-	-	39.829	-
Chile	144.134	71.203	-50,60	669.019	398.923	-40,37
Argentina	-	43.911	-	-	276.043	-
Brazil	46.965	54.541	16,13	205.834	260.027	26,33
Colombia	339.206	288.313	-15,00	1.556.713	1.094.803	-29,67
Paraguay	5.601	6.148	9,77	27.061	34.528	27,59
Peru	10.575	4.562	-56,86	47.558	27.570	-42,03
Guyana	23.157	29.279	26,44	80.403	102.410	27,37
Trinidad and Tobago	-	4.747	-	-	20.341	-
Dominican Republic	6.912	10.944	58,33	13.500	21.375	58,33
Barbados	6.653	19.642	195,26	24.163	65.720	171,99
Cape Verde	-	4.495	-	-	15.140	-
French Polynesia	44.693	33.228	-25,65	96.073	73.300	-23,70
United Kingdom	72.846	123.188	69,11	303.030	479.770	58,32
Netherlands	592.206	829.230	40,02	1.993.112	4.043.848	102,89
France	30.510	14.295	-53,15	135.971	56.979	-58,09
Germany, Fed. Rep. of	111.463	80.967	-27,36	772.911	582.068	-24,69
Austria	350	968	176,12	1.439	2.622	82,15
Belgium	21.532	10.843	-49,64	59.780	55.996	-6,33
Denmark	-	2	-	-	1	-
Norway	5.253	6.789	29,23	29.142	36.530	25,35
Sweden	4.953	281	-94,33	6.420	1.250	-80,53
Italy	68	4.821	7.020,75	28	26.501	94.546,57
Spain	-0	-	-	-0	-	-
Poland	6.571	41.626	533,51	19.383	64.182	231,12
Armenia	4.624	2.621	-43,32	22.848	12.950	-43,32
Azerbaijan	1.404	1.755	25,00	5.619	7.375	31,25
Kazakhstan	100	-	-	1.000	-	-
Uzbekistan	12.147	8.503	-30,00	38.621	34.600	-10,41
Lithuania	33.622	33.841	0,65	215.896	237.005	9,78
Latvia	6.946	-	-	56.726	-	-
Georgia	-	49.457	-	-	154.110	-
Croatia	-	250	-	-	1.250	-
Czech Republic	9.844	-	-	83.531	-	-
Russia Federation	46.974	107.872	129,64	144.955	519.992	258,73
<b>Minyak Kelapa</b>	<b>455.273.659</b>	<b>413.802.881</b>	<b>-9,11</b>	<b>460.740.128</b>	<b>485.362.782</b>	<b>5,34</b>
Japan	786.435	857.808	9,08	1.284.444	1.250.896	-2,61
Hong Kong	2.430	2.753	13,29	6.623	6.272	-5,29
Korea, Republic of	16.047.281	14.465.815	-9,86	16.214.084	18.601.019	14,72
Taiwan	114.693	120.094	4,71	161.737	189.530	17,18
China	63.515.566	61.959.630	-2,45	65.568.688	74.048.898	12,93
Papua New Guinea	-	2.000	-	-	2.860	-
Thailand	3.836.400	5.218.010	36,01	3.804.512	5.641.160	48,28
Singapore	6.842.173	13.401.926	95,87	6.949.271	16.321.284	134,86
Philippines	-	39.504.555	-	-	42.071.807	-
Malaysia	111.427.114	35.724.539	-67,94	105.051.959	38.297.433	-63,54
Myanmar	44.720	-	-	69.333	-	-
Nepal	23.940	88.440	269,42	35.192	76.880	118,46
Viet Nam	1.690.100	1.461.980	-13,50	2.132.641	1.852.572	-13,13
India	326.336	360.480	10,46	281.464	277.975	-1,24
Pakistan	1.257.198	1.626.150	29,35	1.588.231	2.077.292	30,79
Bangladesh	485.350	249.270	-48,64	565.472	321.282	-43,18
Sri Lanka	47.150.888	52.406.478	11,15	49.710.870	62.490.933	25,71
Afghanistan	-	20.736	-	-	26.646	-
Iraq	953.160	1.084.670	13,80	1.309.645	1.421.400	8,53
Iran (Islamic Republic of)	3.543.600	2.730.900	-22,93	3.921.707	3.599.943	-8,20
Saudi Arabia	231.500	-	-	277.046	-	-
Israel	956.432	975.226	1,97	1.104.079	1.262.148	14,32
Kuwait	15.840	-	-	29.684	-	-
Jordan	128.240	899.400	601,34	134.502	1.102.488	719,68
Lebanon	65.456	157.056	139,94	79.545	207.959	161,43
Syria Arab Republic	447.232	613.160	37,10	556.048	768.059	38,13
Turkey	1.933.490	1.585.980	-17,97	2.252.421	2.163.284	-3,96
United Arab Emirates	1.226.875	2.785.989	127,08	1.466.794	3.438.178	134,40
Qatar	-	22.680	-	-	47.098	-
Bahrain	-	3.000	-	-	15.000	-
Cyprus	-	151	-	-	1.015	-
Egypt	3.184.142	1.793.098	-43,69	3.416.256	2.086.901	-38,91
Libyan Arab Jamahiriya	21.600	109.350	406,25	26.136	150.794	476,96
Morocco	1.508.960	1.950.840	29,28	2.110.719	2.417.798	14,55
Tunisia	1.882.215	5.759.030	205,97	1.969.563	7.000.447	255,43

Lanjutan Tabel 3.6

Komoditas/Negara Tujuan	Berat Bersih (kg)		Perub %	Nilai FOB (US\$)		Perub %
	Jan-Jul 2023	Jan-Jul 2024		Jan-Jul 2023	Jan-Jul 2024	
(1)	(2)	(3)	(4)	(5)	(6)	(7)
Algeria	3.644.030	2.558.060	-29,80	4.626.810	3.122.090	-32,52
Tanzania, United Rep. of	-	132.000	-	-	92.400	-
Madagascar	425.546	372.746	-12,41	418.159	374.825	-10,36
Somalia	-	40	-	-	150	-
Kenya	731.400	399.740	-45,35	797.312	478.231	-40,02
Reunion	15.200	30.400	100,00	20.292	45.266	123,07
Ghana	-	40.490	-	-	53.243	-
Nigeria	-	87.760	-	-	116.765	-
Senegal	519.050	519.050	-0	735.782	697.487	-5,20
Mauritania	21.000	-	-	16.800	-	-
Djibouti	60.800	-	-	78.584	-	-
South Africa	1.236.233	1.811.396	46,53	1.308.043	2.167.503	65,71
Malawi	61.500	-	-	51.353	-	-
Mauritius	27.634	-	-	49.780	-	-
Australia	231.634	264.195	14,06	282.612	408.786	44,65
New Zealand	402.560	360.140	-10,54	485.918	463.808	-4,55
New Caledonia	30.356	-	-	47.142	-	-
Kiribati	75	-	-	129	-	-
East Timor	2.046	-	-	3.998	-	-
United States	56.212.894	10.887.696	-80,63	56.715.042	15.371.315	-72,90
Canada	236.831	217.819	-8,03	446.692	341.918	-23,46
Mexico	282.695	693.694	145,39	402.309	988.605	145,73
Panama	-	1.048	-	-	1.876	-
Chile	-	121.298	-	-	156.646	-
Argentina	550.052	850.676	54,65	707.238	1.190.389	68,32
Brazil	1.221.378	1.244.717	1,91	1.556.290	1.611.828	3,57
Colombia	53.080	66.920	26,07	73.331	115.289	57,22
Ecuador	43.105	276.506	541,47	57.388	393.472	585,64
Peru	10.000	60.020	500,20	29.900	192.181	542,75
Trinidad and Tobago	1.197.940	989.000	-17,44	1.278.963	1.126.206	-11,94
Dominican Republic	21.500	108.400	404,19	23.758	129.512	445,14
Costa Rica	22.012	-	-	22.733	-	-
French Polynesia	-	60.800	-	-	89.984	-
United Kingdom	50.126	48.517	-3,21	318.994	204.376	-35,93
Netherlands	90.063.094	115.944.330	28,74	85.631.001	130.181.862	52,03
France	22.499	2.342	-89,59	27.554	12.653	-54,08
Germany, Fed. Rep. of	101.600	359.875	254,21	395.978	685.051	73,00
Belgium	6.433.256	-	-	5.838.183	-	-
Denmark	41.472	-	-	55.158	-	-
Norway	17.809	1.573	-91,17	27.896	5.250	-81,18
Sweden	200.000	-	-	239.000	-	-
Spain	1.075.737	86.800	-91,93	1.009.831	130.340	-87,09
Greece	174.960	65.610	-62,50	183.686	78.404	-57,32
Hungary	117.490	64.998	-44,68	155.738	90.271	-42,04
Poland	1.069.902	1.271.310	18,82	1.322.457	1.606.764	21,50
Romania	961.020	2.033.640	111,61	1.042.101	2.463.955	136,44
Bulgaria	43.740	110.454	152,52	47.021	163.619	247,97
Albania	-	21.500	-	-	30.315	-
Belarus	223.600	849.680	280,00	280.607	1.115.797	297,64
Kazakhstan	103.342	173.200	67,60	138.259	243.829	76,36
Kyrgyzstan	248.832	1.022.400	310,88	311.662	1.318.448	323,04
Tajikistan	43.740	129.600	196,30	55.769	155.520	178,87
Turkmenistan	-	6.480	-	-	6.156	-
Ukraine	-	393.132	-	-	506.003	-
Uzbekistan	533.028	744.730	39,72	653.571	925.111	41,55
Lithuania	588.132	1.010.320	71,78	704.819	1.303.951	85,01
Latvia	186.670	42.606	-77,18	229.232	60.744	-73,50
Estonia	-	1.549.301	-	-	1.994.036	-
Georgia	451.851	4.500	-99,00	543.955	5.468	-98,99
Croatia	220.660	377.840	71,23	270.031	488.354	80,85
Czech Republic	-	10.800	-	-	18.360	-
Russia Federation	15.330.701	17.300.898	12,85	18.874.306	22.496.735	19,19
Serbia	60.480	80.640	33,33	68.302	104.388	52,83
<b>Fillet Ikan Dibekukan</b>	<b>62.945.211</b>	<b>65.072.327</b>	<b>3,38</b>	<b>415.685.412</b>	<b>413.870.724</b>	<b>-0,44</b>
Japan	6.310.433	4.595.085	-27,18	39.953.548	30.061.322	-24,76
Hong Kong	243.483	71.814	-70,51	1.829.611	828.292	-54,73
Korea, Republic of	1.940.120	2.280.142	17,53	7.423.805	7.949.469	7,08
Taiwan	1.643.250	2.068.695	25,89	4.143.688	4.693.027	13,26
China	1.419.340	522.114	-63,21	4.852.377	1.918.102	-60,47
Papua New Guinea	448.750	224.500	-49,97	932.859	424.525	-54,49
Thailand	2.504.687	2.352.420	-6,08	12.444.910	11.499.057	-7,60
Singapore	1.834.212	2.017.898	10,01	9.722.219	8.505.783	-12,51
Philippines	1.116.698	158.202	-85,83	4.446.600	353.394	-92,05
Malaysia	3.285.139	4.352.392	32,49	10.414.648	12.497.644	20,00
Brunei Darussalam	960	8.497	785,22	13.506	82.464	510,58
Viet Nam	1.107.503	1.317.341	18,95	7.866.732	8.354.199	6,20
India	101	-	-	2.405	-	-
Saudi Arabia	10.010	2.326	-76,77	137.116	23.155	-83,11
Israel	25.000	-	-	149.850	-	-
Kuwait	900	1.000	11,11	18.285	20.408	11,61

Lanjutan Tabel 3.6

Komoditas/Negara Tujuan	Berat Bersih (kg)		Perub %	Nilai FOB (US\$)		Perub %
	Jan-Jul 2023	Jan-Jul 2024		Jan-Jul 2023	Jan-Jul 2024	
	(1)	(2)	(3)	(4)	(5)	(6)
Jordan	2.505	2.250	-10,18	51.695	54.203	4,85
Lebanon	16.810	17.590	4,64	290.288	317.367	9,33
Oman	—	324.000	—	—	1.092.150	—
Turkey	74.250	199.500	168,69	351.053	883.200	151,59
United Arab Emirates	352.453	64.960	-81,57	1.852.758	591.653	-68,07
Qatar	—	3.720	—	—	39.815	—
Bahrain	500	250	-50,00	7.500	8.864	18,19
Cyprus	14.700	2.916	-80,16	99.266	20.020	-79,83
Libyan Arab Jamahiriya	—	27.000	—	—	118.800	—
Morocco	—	49.500	—	—	138.600	—
Tunisia	99.000	—	—	445.500	—	—
Algeria	1.290.700	502.000	-61,11	4.789.298	1.778.810	-62,86
Namibia	52.000	52.000	-0	216.000	222.300	2,92
Reunion	143.079	131.899	-7,81	981.183	788.903	-19,60
Ghana	—	100.080	—	—	2.382	—
Senegal	—	244	—	—	403	—
South Africa	21	44	109,52	46	41	-10,48
Mauritius	358.777	248.810	-30,65	1.335.523	987.404	-26,07
Mayotte	3.000	2.000	-33,33	17.195	10.845	-36,93
Australia	1.451.479	1.600.424	10,26	13.606.844	14.016.982	3,01
New Zealand	24.046	43.986	82,92	352.147	514.923	46,22
American Samoa	—	98.560	—	—	523.600	—
East Timor	240	—	—	1.755	—	—
United States	22.428.249	21.360.592	-4,76	197.218.309	188.276.080	-4,53
Canada	1.731.922	2.909.521	67,99	13.848.038	18.108.348	30,76
Mexico	689.924	683.540	-0,93	3.770.607	3.959.518	5,01
Colombia	37.461	—	—	235.576	—	—
Uruguay	13.000	—	—	67.000	—	—
Ecuador	555.850	24.750	-95,55	2.597.607	76.247	-97,06
Peru	742.500	50.000	-93,27	3.330.570	124.672	-96,26
Trinidad and Tobago	20.455	12.575	-38,52	188.541	136.511	-27,60
Puerto Rico	104.041	109.627	5,37	1.240.673	1.219.770	-1,68
Dominican Republic	46.526	75.764	62,84	480.958	735.293	52,88
Aruba	46.871	34.167	-27,11	520.637	371.572	-28,63
Martinique	74.997	204.345	172,47	536.454	1.229.997	129,28
Netherlands Antilles	—	12.959	—	—	115.414	—
Guadeloupe	72.370	31.417	-56,59	556.400	213.417	-61,64
United Kingdom	141.458	374.510	164,75	1.035.033	2.417.813	133,60
Netherlands	621.607	611.388	-1,64	4.233.264	4.267.234	0,80
France	617.227	1.253.206	103,04	3.841.653	7.708.292	100,65
Germany, Fed. Rep. of	552.405	677.617	22,67	3.634.366	4.510.585	24,11
Austria	12.226	—	—	123.484	—	—
Belgium	529.659	600.048	13,29	3.589.238	3.851.280	7,30
Switzerland	—	825	—	—	14.824	—
Denmark	15.121	59.179	291,37	121.900	375.578	208,10
Norway	—	3.000	—	—	19.760	—
Sweden	—	119.865	—	—	577.655	—
Ireland	181.489	157.972	-12,96	1.354.264	1.358.746	0,33
Italy	4.405.296	6.899.834	56,63	26.650.463	39.163.474	46,95
Spain	2.582.134	3.953.976	53,13	12.626.700	18.003.041	42,58
Portugal	554.480	780.156	40,70	2.608.416	3.370.222	29,21
Greece	12.977	—	—	73.056	—	—
Poland	196.495	257.535	31,06	1.159.373	1.860.769	60,50
Romania	60.067	68.020	13,24	457.535	461.243	0,81
Moldova, Republic of	—	20.060	—	—	150.867	—
Ukraine	—	141.164	—	—	912.004	—
Uzbekistan	—	10.500	—	—	69.014	—
Lithuania	91.988	24.238	-73,65	540.869	149.070	-72,44
Georgia	24.271	48.849	101,26	125.020	282.552	126,01
Croatia	—	14.000	—	—	69.300	—
Russia Federation	8.000	42.972	437,14	169.200	388.450	129,58
<b>Olahan Kopi dan Teh</b>	<b>134.118.446</b>	<b>132.756.016</b>	<b>-1,02</b>	<b>398.386.470</b>	<b>392.528.399</b>	<b>-1,47</b>
Japan	1.513.470	1.947.574	28,68	7.107.574	8.760.974	23,26
Hong Kong	1.082.857	1.245.786	15,05	3.402.852	3.859.025	13,41
Korea, Republic of	121.329	140.943	16,17	339.954	393.654	15,80
Taiwan	2.096.545	1.865.277	-11,03	5.035.574	4.047.558	-19,62
China	2.549.068	2.075.198	-18,59	6.097.475	4.495.872	-26,27
Mongolia	15.528	11.597	-25,32	61.890	46.702	-24,54
Papua New Guinea	2.503.249	1.884.324	-24,72	8.173.336	5.880.868	-28,05
Thailand	1.865.772	4.098.954	119,69	5.246.339	11.750.937	123,98
Singapore	1.431.345	1.071.066	-25,17	4.138.350	2.734.510	-33,92
Philippines	78.243.147	64.419.349	-17,67	240.599.412	197.102.305	-18,08
Malaysia	12.781.393	15.855.312	24,05	35.486.104	45.444.953	28,06
Myanmar	4.200	—	—	10.253	—	—
Cambodia	213.429	221.767	3,91	597.393	438.433	-26,61
Brunei Darussalam	156.782	205.216	30,89	490.929	618.368	25,96
Viet Nam	1.536.304	1.655.009	7,73	4.649.246	6.963.973	49,79
Maldives	27.553	9.836	-64,30	88.466	27.135	-69,33
India	419.020	258.030	-38,42	1.353.603	1.153.024	-14,82
Pakistan	1.254.728	497.016	-60,39	2.423.150	1.176.636	-51,44

Lanjutan Tabel 3.6

Komoditas/Negara Tujuan	Berat Bersih (kg)		Perub %	Nilai FOB (US\$)		Perub %
	Jan-Jul 2023	Jan-Jul 2024		Jan-Jul 2023	Jan-Jul 2024	
	(1)	(2)	(3)	(4)	(5)	(6)
Bangladesh	23.772	22.718	-4,43	79.421	80.563	1,44
Sri Lanka	200	350	75,00	1.836	3.648	98,67
Iraq	1.699.081	2.447.337	44,04	5.685.488	8.968.602	57,75
Iran (Islamic Republic of)	66.128	868.511	1.213,39	236.457	2.534.914	972,04
Saudi Arabia	609.830	568.965	-6,70	3.088.386	2.378.756	-22,98
Israel	423.341	623.948	47,39	1.451.091	2.132.355	46,95
Kuwait	276.975	181.826	-34,35	1.227.865	765.726	-37,64
Jordan	568.336	1.506.742	165,11	2.018.145	5.114.758	153,44
Lebanon	1.020.194	2.175.561	113,25	3.347.810	7.182.152	114,53
Palestina	315.102	302.059	-4,14	1.038.470	963.980	-7,17
Yemen	143.124	39.240	-72,58	466.013	124.097	-73,37
Oman	4.436	53.542	1.106,92	50.118	172.284	243,76
Turkey	25	181.652	726.508,00	750	782.980	104.297,31
United Arab Emirates	3.490.163	5.789.959	65,89	12.997.890	19.431.225	49,50
Qatar	76.867	151.199	96,70	311.373	579.628	86,15
Bahrain	26.232	35.735	36,23	112.740	155.148	37,62
Cyprus	-	4.599	-	-	13.094	-
Egypt	57.683	95.545	65,64	248.531	227.752	-8,36
Libyan Arab Jamahiriya	247.816	259.908	4,88	1.106.959	1.153.587	4,21
Morocco	-	5.400	-	-	99.000	-
Tanzania, United Rep. of	-	797	-	-	2.940	-
Madagascar	63.893	90.742	42,02	207.307	278.943	34,56
Somalia	3.934	6.308	60,34	18.765	18.181	-3,12
Kenya	2.558	21.259	730,92	5.153	67.805	1.215,83
Mozambique	2.813	10.290	265,87	14.000	45.050	221,79
Togo	-	12.720	-	-	38.160	-
Ghana	600	34.918	5.719,66	3.762	135.837	3.510,50
Liberia	12.120	12.720	4,95	42.420	45.540	7,36
Angola	12.450	70	-99,44	119.557	2.040	-98,29
Cameroon	8.071	-	-	13.228	-	-
Nigeria	3.046.924	3.563.101	16,94	6.065.512	7.562.564	24,68
Sierra Leone	167	11.219	6.623,31	807	34.549	4.179,85
Gabon	6.501	8.100	24,60	17.706	20.425	15,36
Senegal	2	-	-	180	-	-
Mali	4.232	-	-	12.650	-	-
Gambia	12.720	12.973	1,99	44.520	45.548	2,31
Seychelles	848	852	0,47	3.500	1.254	-64,17
Uganda	20.430	-	-	56.864	-	-
Niger	12.720	13.320	4,72	38.160	41.560	8,91
Djibouti	1.193	-	-	15.013	-	-
Swaziland	600	-	-	4.732	-	-
South Africa	17.470	19.213	9,98	55.896	70.880	26,81
Zambia	-	13.196	-	-	50.600	-
Mauritius	52.610	65.947	25,35	186.019	227.323	22,20
Democratic Rep. of the Congo	7.483	-	-	23.434	-	-
Australia	836.181	391.518	-53,18	3.971.895	768.942	-80,64
New Zealand	352.341	129.366	-63,28	1.214.281	317.878	-73,82
Micronesia, Fed. States of	2.333	4.320	85,20	8.652	3.320	-61,63
Guam	1.534	40.757	2.557,58	2.885	200.469	6.847,70
New Caledonia	11	59	430,41	52	267	413,43
Northern Mariana Islands	14	505	3.408,89	360	4.524	1.157,64
Vanuatu	7.431	3.975	-46,51	28.473	19.858	-30,26
American Samoa	2.704	83.976	3.005,87	4.860	73.809	1.418,69
Fiji	16.454	5.673	-65,52	43.460	19.200	-55,82
Kiribati	965	144	-85,07	620	164	-73,49
Marshall Islands	600	12.288	1.948,00	2.100	43.982	1.994,38
Samoa	19.992	21.858	9,34	120.899	140.950	16,59
Solomon Islands	511.204	332.132	-35,03	1.462.995	1.067.475	-27,03
Tonga	300	-	-	4.475	-	-
East Timor	1.385.929	2.083.130	50,31	3.384.805	5.160.870	52,47
Antartica	9.346	-	-	38.572	-	-
United States	2.041.168	2.324.955	13,90	5.226.149	5.457.653	4,43
Canada	253.450	367.264	44,91	1.012.337	1.477.073	45,91
Mexico	300	-	-	1.500	-	-
Suriname	4.048	2.976	-26,47	16.600	16.350	-1,51
Chile	1.704	4.548	166,90	6.854	19.355	182,40
Brazil	15.014	839	-94,41	58.629	11.372	-80,60
Paraguay	2.175	1.696	-22,02	9.850	9.525	-3,30
Peru	22.244	20.684	-7,01	31.600	28.400	-10,13
Cape Verde	-	1.155	-	-	1.961	-
French Polynesia	130	-	-	100	-	-
United Kingdom	315.733	216.460	-31,44	619.905	597.965	-3,54
Netherlands	80.762	59.631	-26,17	224.756	226.745	0,89
France	2.564	3.004	17,16	18.664	46.041	146,68
Germany, Fed. Rep. of	1.261.989	1.856.299	47,09	1.832.681	2.372.302	29,44
Austria	139	1.469	954,89	445	2.938	560,62
Belgium	1.393	3.493	150,80	29.815	91.519	206,96
Switzerland	2.251	940	-58,26	44.780	17.518	-60,88
Luxembourg	-	30.000	-	-	65.100	-
Denmark	-	7	-	-	224	-
Norway	6.035	6.338	5,01	22.690	24.900	9,74

Lanjutan Tabel 3.6

Komoditas/Negara Tujuan	Berat Bersih (kg)		Perub %	Nilai FOB (US\$)		Perub %
	Jan-Jul 2023	Jan-Jul 2024		Jan-Jul 2023	Jan-Jul 2024	
	(1)	(2)	(3)	(4)	(5)	(6)
Sweden	26.213	10.399	-60,33	120.277	49.326	-58,99
Finland	-	7	-	-	257	-
Ireland	-	13.005	-	-	50.469	-
Italy	66.610	91.389	37,20	322.212	495.412	53,75
Spain	184.930	9.936	-94,63	136.305	61.681	-54,75
Portugal	43	-	-	1.115	-	-
Hungary	51	-	-	46	-	-
Poland	1.319.357	989.400	-25,01	2.206.072	1.794.792	-18,64
Romania	210	35.764	16.930,48	1.084	86.757	7.901,94
Armenia	49.809	16.293	-67,29	177.700	65.421	-63,18
Azerbaijan	94.275	70.740	-24,96	420.352	254.518	-39,45
Kazakhstan	12.336	-	-	39.886	-	-
Kyrgyzstan	50.824	12.120	-76,15	160.349	41.460	-74,14
Tajikistan	11.359	-	-	50.880	-	-
Uzbekistan	79.728	126.240	58,34	250.870	395.660	57,72
Lithuania	-	13	-	-	234	-
Latvia	-	5.000	-	-	10.546	-
Estonia	17	-	-	73	-	-
Georgia	50.496	48.106	-4,73	198.641	183.045	-7,85
Croatia	-	6.300	-	-	24.500	-
Czech Republic	8	199	2.385,58	65	4.602	6.980,23
Russia Federation	4.858.383	6.634.856	36,57	9.133.383	14.272.698	56,27
<b>Mentega, Lemak dan Minyak Kakao</b>	<b>84.185.087</b>	<b>71.340.630</b>	<b>-15,26</b>	<b>359.889.123</b>	<b>638.992.190</b>	<b>77,55</b>
Japan	1.806.985	2.400.100	32,82	8.274.666	20.601.321	148,97
Hong Kong	2.104	1.108	-47,32	9.414	4.107	-56,37
Korea, Republic of	90.000	90.000	-0	422.100	794.590	88,25
Taiwan	3.000	32.000	966,67	13.130	220.446	1.579,01
China	4.968.510	3.703.292	-25,46	22.524.830	29.125.320	29,30
Macau	11	48	355,27	341	2.070	507,82
Papua New Guinea	155	-	-	245	-	-
Thailand	3.000	-	-	13.089	-	-
Singapore	1.009.979	779.450	-22,83	4.391.661	7.688.115	75,06
Philippines	27.273	12.078	-55,71	125.628	95.163	-24,25
Malaysia	731.152	1.003.032	37,19	2.672.851	8.933.139	234,22
Viet Nam	-	1.000	-	-	8.366	-
India	12.787.591	14.988.477	17,21	53.811.875	118.868.986	120,90
Pakistan	560.000	640.000	14,29	2.590.300	3.524.311	36,06
Sri Lanka	5.350	10.000	86,92	26.707	112.480	321,16
Iran (Islamic Republic of)	21.000	-	-	93.860	-	-
Saudi Arabia	204.000	20.000	-90,20	972.568	137.880	-85,82
Israel	417.000	969.975	132,61	1.849.480	9.374.092	406,85
Turkey	825.000	1.040.000	26,06	3.959.235	10.302.780	160,22
United Arab Emirates	762.022	1.437.056	88,58	3.482.967	15.267.820	338,36
Egypt	562.000	524.628	-6,65	2.506.729	4.785.841	90,92
Algeria	-	25.000	-	-	136.275	-
South Africa	1.028.575	560.000	-45,56	4.682.087	5.106.174	9,06
Australia	6.120.180	4.611.027	-24,66	28.391.484	47.473.498	67,21
New Zealand	1.260.000	1.124.000	-10,79	5.981.360	9.934.119	66,08
United States	23.599.000	14.120.000	-40,17	97.358.041	126.179.707	29,60
Canada	4.420.000	2.280.000	-48,42	19.751.138	26.575.187	34,55
Mexico	1.720.000	1.260.000	-26,74	7.364.839	13.513.697	83,49
Chile	424.000	-	-	1.720.000	-	-
United Kingdom	-	56.000	-	-	458.040	-
Netherlands	8.247.175	3.600.000	-56,35	33.233.733	41.291.711	24,25
France	700.000	1.240.000	77,14	3.329.300	14.205.449	326,68
Germany, Fed. Rep. of	340.000	2.120.000	523,53	1.010.635	18.012.740	1.682,32
Finland	1.000.000	-	-	5.064.274	-	-
Spain	26	-	-	55	-	-
Greece	80.000	-	-	328.000	-	-
Poland	40.000	1	-100,00	160.000	8	-99,99
Armenia	-	18.000	-	-	48.579	-
Lithuania	-	121.000	-	-	731.075	-
Estonia	9.360.000	8.005.358	-14,47	39.466.500	62.570.023	58,54
Russia Federation	1.060.000	4.548.000	329,06	4.306.000	42.909.082	896,50
<b>Ikan Dibekukan</b>	<b>116.312.324</b>	<b>158.398.802</b>	<b>36,18</b>	<b>266.396.020</b>	<b>321.850.433</b>	<b>20,82</b>
Japan	20.556.092	19.365.254	-5,79	39.211.920	26.910.361	-31,37
Hong Kong	321.249	484.305	50,76	1.022.637	1.535.896	50,19
Korea, Republic of	4.240.403	3.786.640	-10,70	6.795.282	6.532.834	-3,86
Taiwan	4.692.625	4.059.501	-13,49	8.977.964	9.107.300	1,44
China	41.184.197	61.399.624	49,09	96.021.422	129.675.103	35,05
Macau	103	-	-	542	-	-
Thailand	13.424.132	23.243.593	73,15	25.727.187	37.705.414	46,56
Singapore	2.081.754	2.305.080	10,73	4.847.464	5.107.630	5,37
Philippines	5.543.169	3.487.171	-37,09	11.334.858	5.567.944	-50,88
Malaysia	4.722.974	4.503.697	-4,64	9.972.223	9.973.011	0,01
Brunei Darussalam	32.570	34.432	5,72	80.733	177.814	120,25
Viet Nam	4.753.211	9.481.086	99,47	14.843.982	22.886.648	54,18
India	164.054	277.045	68,87	526.949	571.978	8,55
Bangladesh	14.500	98.410	578,69	5.800	168.542	2.805,89

Lanjutan Tabel 3.6

Komoditas/Negara Tujuan	Berat Bersih (kg)		Perub %	Nilai FOB (US\$)		Perub %
	Jan-Jul 2023	Jan-Jul 2024		Jan-Jul 2023	Jan-Jul 2024	
(1)	(2)	(3)	(4)	(5)	(6)	(7)
Sri Lanka	179.869	168.000	-6,60	291.848	216.215	-25,92
Iran (Islamic Republic of)	-	415.000	-	-	689.776	-
Saudi Arabia	28.720	12.015	-58,16	141.342	127.953	-9,47
Jordan	65.277	30.429	-53,38	208.696	60.330	-71,09
Lebanon	27.709	91.370	229,75	42.847	166.782	289,25
Oman	-	43.609	-	-	198.766	-
Turkey	13.660	965.100	6.965,15	15.026	1.664.118	10.974,92
United Arab Emirates	266.301	350.643	31,67	785.162	1.160.643	47,82
Qatar	135.440	23.633	-82,55	292.945	84.245	-71,24
Cyprus	18.651	-	-	93.922	-	-
Egypt	377.410	730.380	93,52	433.897	786.237	81,20
Morocco	-	50.000	-	-	74.333	-
Tunisia	-	2.281.600	-	-	3.458.777	-
Algeria	27.000	-	-	71.000	-	-
Madagascar	27.000	-	-	48.820	-	-
Kenya	5.000	6.000	20,00	36.380	43.700	20,12
Reunion	186.400	170.220	-8,68	747.274	629.672	-15,74
Mozambique	84.283	52.910	-37,22	62.394	33.118	-46,92
Cote D'Ivoire	42.940	56.000	30,41	112.503	56.000	-50,22
Senegal	553.063	711.178	28,59	1.105.730	1.374.691	24,32
Mali	15.640	-	-	111.851	-	-
Seychelles	280.000	548.500	95,89	452.909	841.543	85,81
South Africa	166.000	217.860	31,24	264.470	261.906	-0,97
Mauritius	1.257.512	2.958.603	135,27	3.052.845	5.219.771	70,98
Mayotte	31.450	16.345	-48,03	130.881	62.742	-52,06
Australia	151.195	413.136	173,25	723.379	1.210.108	67,29
New Zealand	21.810	52.861	142,37	44.937	175.855	291,34
American Samoa	-	350.000	-	-	594.578	-
Samoa	500.000	-	-	1.055.457	-	-
East Timor	41.010	50.335	22,74	50.442	61.038	21,00
United States	3.361.908	4.001.116	19,01	12.460.629	17.366.656	39,37
Canada	13.641	55.150	304,29	57.693	237.001	310,80
Mexico	-	19.996	-	-	228.635	-
Suriname	316.000	268.000	-15,19	471.620	367.820	-22,01
Colombia	29.636	17.424	-41,20	101.148	101.601	0,45
Ecuador	27.500	525.000	1.809,09	115.900	954.100	723,21
Trinidad and Tobago	27.000	7.557	-72,01	41.850	82.039	96,03
Puerto Rico	36.383	53.784	47,83	307.999	455.163	47,78
Dominican Republic	221.873	251.130	13,19	1.349.403	1.502.417	11,34
Costa Rica	616.590	650.000	5,42	1.893.956	1.643.261	-13,24
Barbados	52.230	55.283	5,84	288.987	267.060	-7,59
Aruba	1.603	3.466	116,26	13.000	29.595	127,66
Grenada	28.019	55.500	98,08	42.028	73.300	74,41
Martinique	48.658	77.617	59,51	122.795	291.517	137,40
Netherlands Antilles	-	8.079	-	-	48.924	-
Guadeloupe	52.000	43.524	-16,30	190.598	160.284	-15,90
United Kingdom	466.139	543.752	16,65	1.668.930	1.964.846	17,73
Netherlands	354.234	452.377	27,71	835.050	747.399	-10,50
France	415.770	553.629	33,16	1.557.478	1.882.755	20,88
Belgium	212.444	163.644	-22,97	412.180	315.889	-23,36
Denmark	-	20.620	-	-	27.221	-
Norway	-	2.900	-	-	7.163	-
Italy	1.122.639	3.169.642	182,34	5.985.920	8.593.884	43,57
Spain	1.885.146	3.058.105	62,22	3.909.953	5.723.830	46,39
Portugal	562.039	997.698	77,51	3.486.111	3.380.042	-3,04
Greece	12.044	16.507	37,05	66.340	54.606	-17,69
Poland	-	3	-	-	70	-
Romania	36.034	9.048	-74,89	182.110	41.939	-76,97
Lithuania	-	25.025	-	-	118.258	-
Czech Republic	13	-	-	315	-	-
Russia Federation	178.410	1.660	-99,07	1.088.106	9.788	-99,10
<b>Ikan Diolah atau Diawetkan</b>	<b>57.198.892</b>	<b>64.425.728</b>	<b>12,63</b>	<b>225.332.048</b>	<b>241.892.491</b>	<b>7,35</b>
Japan	8.885.883	7.885.693	-11,26	38.895.772	33.229.680	-14,57
Hong Kong	46.241	37.100	-19,77	326.738	185.921	-43,10
Korea, Republic of	163.409	90.031	-44,90	486.201	304.123	-37,45
Taiwan	224.228	272.882	21,70	662.068	719.577	8,69
China	201.853	1.448.012	617,36	71.207	826.348	1.060,49
Papua New Guinea	477.385	684.265	43,34	954.732	1.320.989	38,36
Thailand	7.993.347	10.809.344	35,23	31.403.699	41.571.152	32,38
Singapore	46.294	10.090	-78,21	263.594	67.926	-74,23
Philippines	22.681	24	-99,90	186.918	124	-99,93
Malaysia	681.522	204.158	-70,04	1.155.610	730.613	-36,78
Myanmar	-	21.600	-	-	16.092	-
Brunei Darussalam	6.450	3.600	-44,19	38.700	12.878	-66,72
Viet Nam	2.352.785	1.167.504	-50,38	3.394.689	1.365.777	-59,77
India	20.000	3	-99,98	53.860	5	-99,99
Bangladesh	740.000	60.000	-91,89	768.475	71.925	-90,64
Iraq	125.711	207.388	64,97	440.143	489.288	11,17
Iran (Islamic Republic of)	-	15.002	-	-	63.486	-
Saudi Arabia	12.111.925	11.059.324	-8,69	54.036.179	48.904.010	-9,50



Lanjutan Tabel 3.6

Komoditas/Negara Tujuan	Berat Bersih (kg)		Perub %	Nilai FOB (US\$)		Perub %
	Jan-Jul 2023	Jan-Jul 2024		Jan-Jul 2023	Jan-Jul 2024	
	(1)	(2)	(3)	(4)	(5)	(6)
Israel	60.000	111.500	85,83	181.200	329.790	82,00
Kuwait	850.749	1.325.268	55,78	4.063.382	5.922.117	45,74
Jordan	1.464.260	1.923.993	31,40	6.419.163	8.092.403	26,07
Lebanon	319.844	56.513	-82,33	1.492.133	149.128	-90,01
Yemen	55.176	145.200	163,16	271.980	729.015	168,04
Oman	309.862	388.504	25,38	1.245.614	1.227.281	-1,47
Turkey	-	90.863	-	-	322.875	-
United Arab Emirates	737.821	654.755	-11,26	2.791.648	1.951.897	-30,08
Qatar	12.500	12.440	-0,48	48.813	48.580	-0,48
Bahrain	16.136	25.577	58,51	55.552	76.854	38,35
Egypt	56.345	341.111	505,40	177.489	913.389	414,62
Libyan Arab Jamahiriya	1.036.639	227.154	-78,09	4.825.983	839.768	-82,60
Algeria	555.000	264.920	-52,27	1.999.385	1.084.948	-45,74
Sudan	-	20.000	-	-	48.000	-
Tanzania, United Rep. of	93.000	976.056	949,52	186.000	2.340.305	1.158,23
Madagascar	59.581	81.063	36,05	165.208	204.766	23,94
Somalia	218.892	104.109	-52,44	820.538	391.397	-52,30
Kenya	20.000	60.000	200,00	55.520	151.200	172,33
Reunion	21.600	19.961	-7,59	86.400	55.850	-35,36
Mozambique	14.508	55.008	279,16	30.960	153.988	397,38
Equatorial Guinea	40.000	161.812	304,53	110.400	404.204	266,13
Togo	461.813	428.095	-7,30	1.276.136	1.101.922	-13,65
Ghana	1.014.792	1.208.086	19,05	2.783.298	3.004.257	7,94
Liberia	40.500	41.094	1,47	111.780	96.048	-14,07
Guinea	-	20.250	-	-	49.896	-
Angola	277.166	466.351	68,26	816.382	1.175.016	43,93
Congo	80.681	1.023.312	1.168,34	235.628	2.546.128	980,57
Cameroon	220.682	508.981	130,64	636.670	1.288.631	102,40
Nigeria	220.450	137.053	-37,83	538.839	299.753	-44,37
Sierra Leone	360.869	567.981	57,39	1.025.561	1.416.635	38,13
Gabon	40.250	19.900	-50,56	111.100	62.958	-43,33
Cote D'Ivoire	299.963	303.684	1,24	822.295	761.403	-7,41
Senegal	864.119	1.410.646	63,25	2.348.511	3.543.204	50,87
Mauritania	-	31.382	-	-	93.576	-
Benin	281.225	59.900	-78,70	787.615	158.136	-79,92
Guinea Bissau	40.256	-	-	114.986	-	-
Gambia	181.506	655.288	261,03	520.595	1.648.538	216,66
Uganda	1	-	-	2	-	-
South Africa	120.163	16.251	-86,48	363.334	59.808	-83,54
Comoros	254.659	140.231	-44,93	630.674	353.373	-43,97
Mauritius	20.250	36.056	78,05	58.320	120.501	106,62
Democratic Rep. of the Congo	242.000	1.467.738	506,50	629.600	3.557.931	465,11
Australia	2.697.127	3.371.116	24,99	15.382.677	20.003.369	30,04
Micronesia, Fed. States of	-	14.485	-	-	48.667	-
Samoa	-	15.844	-	-	42.931	-
Solomon Islands	-	110.460	-	-	346.235	-
East Timor	518.018	605.281	16,85	1.449.136	1.636.787	12,95
United States	4.443.796	4.680.203	5,32	19.693.473	20.053.491	1,83
Canada	7.000	165.937	2.270,52	29.960	669.426	2.134,40
Mexico	250.800	10.000	-96,01	1.040.960	45.400	-95,64
Guatemala	217.620	-	-	432.900	-	-
Suriname	42.500	114.026	168,30	130.900	219.694	67,83
Chile	-	252.000	-	-	756.000	-
Ecuador	128.560	-	-	444.932	-	-
Bahamas	-	16.522	-	-	62.240	-
Puerto Rico	-	36.020	-	-	165.600	-
Dominican Republic	160.000	240.159	50,10	467.200	662.187	41,74
Dominica	17.838	-	-	48.088	-	-
United Kingdom	1.106.964	2.109.178	90,54	4.861.160	8.851.779	82,09
Netherlands	246.564	630.763	155,82	1.397.616	3.899.672	179,02
France	53.170	1.501	-97,18	269.124	8.506	-96,84
Germany, Fed. Rep. of	444.287	291.779	-34,33	1.711.885	1.190.808	-30,44
Belgium	54.144	5	-99,99	261.600	5	-100,00
Switzerland	-	67.608	-	-	283.100	-
Norway	-	6	-	-	9	-
Sweden	40.500	-	-	114.210	-	-
Ireland	-	22.430	-	-	118.887	-
Italy	-	120.000	-	-	138.000	-
Spain	21.500	400.032	1.760,61	92.540	1.222.387	1.220,93
Portugal	-	50.000	-	-	142.681	-
Greece	243.023	64.487	-73,46	783.027	231.525	-70,43
Poland	-	16.320	-	-	40.400	-
Romania	74.731	146.752	96,37	205.289	389.126	89,55
Bulgaria	61.404	127.688	107,95	250.012	405.220	62,08
Albania	542.467	541.279	-0,22	1.595.658	1.559.313	-2,28
Ukraine	-	14.592	-	-	39.900	-
Uzbekistan	18.432	36.864	100,00	89.520	163.231	82,34
Lithuania	19.350	15.731	-18,70	47.723	34.456	-27,80
Estonia	15.185	15.180	-0,03	73.274	53.878	-26,47
Croatia	203.777	176.183	-13,54	736.989	490.952	-33,38
Slovenia	-	16.392	-	-	36.828	-

Lanjutan Tabel 3.6

Komoditas/Negara Tujuan	Berat Bersih (kg)		Perub %	Nilai FOB (US\$)		Perub %
	Jan-Jul 2023	Jan-Jul 2024		Jan-Jul 2023	Jan-Jul 2024	
(1)	(2)	(3)	(4)	(5)	(6)	(7)
Czech Republic	-	31.008	-	-	68.210	-
Serbia	359.672	96.914	-73,05	1.298.166	393.805	-69,66
Montenegro	147.493	236.882	60,61	446.755	762.410	70,66
<b>Makaroni, Mie dan Produk Sejenisnya</b>	<b>116.762.561</b>	<b>139.729.740</b>	<b>19,67</b>	<b>234.797.198</b>	<b>274.957.398</b>	<b>17,10</b>
Japan	267.894	411.734	53,69	758.733	1.123.590	48,09
Hong Kong	3.314.676	3.489.395	5,27	5.977.920	6.421.645	7,42
Korea, Republic of	2.393.641	2.284.790	-4,55	5.075.982	5.357.709	5,55
Taiwan	3.267.968	3.373.160	3,22	8.536.950	8.290.603	-2,89
China	9.146.706	12.175.191	33,11	26.321.969	32.433.353	23,22
Mongolia	78.373	91.355	16,56	168.951	200.060	18,41
Macau	-	3.863	-	-	6.412	-
Papua New Guinea	3.285.479	3.539.261	7,72	5.622.895	6.009.593	6,88
Thailand	2.965.319	2.912.633	-1,78	4.065.056	4.344.787	6,88
Singapore	2.943.425	3.251.970	10,48	7.448.645	7.678.735	3,09
Philippines	10.154.437	8.737.946	-13,95	12.077.751	9.375.023	-22,38
Malaysia	29.892.949	33.565.749	12,29	49.957.803	55.087.931	10,27
Myanmar	460.751	-	-	912.125	-	-
Cambodia	10.477.731	14.291.992	36,40	16.479.761	21.608.846	31,12
Brunei Darussalam	1.383.000	1.389.278	0,45	3.018.435	2.933.105	-2,83
Viet Nam	4.002.734	6.077.522	51,83	7.412.058	10.513.934	41,85
Maldives	35.731	36.063	0,93	85.869	79.074	-7,91
India	398.926	817.266	104,87	608.542	1.329.127	118,41
Pakistan	21.546	83.539	287,72	37.021	280.282	657,08
Bangladesh	32.778	31.433	-4,10	96.492	96.386	-0,11
Sri Lanka	16	-	-	21	-	-
Iraq	2.410.048	2.557.484	6,12	5.027.981	6.199.134	23,29
Iran (Islamic Republic of)	-	24.459	-	-	40.986	-
Saudi Arabia	1.372.302	2.394.479	74,49	2.611.857	4.769.316	82,60
Israel	297.233	210.892	-29,05	632.925	465.130	-26,51
Kuwait	13.885	171.652	1.136,28	31.252	380.702	1.118,16
Jordan	1.624.880	2.342.509	44,17	4.897.024	6.124.604	25,07
Lebanon	9.137	8.551	-6,41	18.685	20.305	8,67
Yemen	12.768	-	-	22.800	-	-
Oman	175.863	19.255	-89,05	488.447	59.643	-87,79
United Arab Emirates	1.206.987	1.139.964	-5,55	3.235.369	3.051.686	-5,68
Qatar	260.515	185.737	-28,70	1.207.056	492.288	-59,22
Bahrain	149.908	230.257	53,60	217.493	335.933	54,46
Cyprus	-	3.825	-	-	18.359	-
Namibia	62.729	34.319	-45,29	101.180	31.451	-68,92
Tanzania, United Rep. of	-	324	-	-	1.008	-
Madagascar	240.739	582.564	141,99	402.384	934.116	132,15
Somalia	10.794	35.051	224,72	26.011	55.323	112,69
Kenya	82.666	79.682	-3,61	111.612	102.183	-8,45
Togo	12.586	327	-97,40	21.605	226	-98,95
Ghana	715	-	-	3.960	-	-
Liberia	34.416	-	-	53.226	-	-
Guinea	24.470	11.672	-52,30	45.149	11.522	-74,48
Angola	12.264	61.678	402,92	22.589	50.816	124,96
Nigeria	39	-	-	41	-	-
Sierra Leone	25.489	47.564	86,61	35.918	53.735	49,60
Gabon	-	49.142	-	-	49.437	-
Cote D'Ivoire	128	182	42,19	107	204	91,11
Senegal	11.324	24.495	116,32	21.575	28.571	32,43
Gambia	-	879	-	-	2.546	-
Seychelles	4.604	2.554	-44,52	9.686	8.602	-11,19
Uganda	14	41	192,86	6	20	233,33
South Africa	1.150.350	2.395.654	108,25	2.161.007	3.727.932	72,51
Comoros	-	364	-	-	2.072	-
Mauritius	38.394	36.870	-3,97	78.150	53.395	-31,68
Mayotte	12.170	47.839	293,10	22.977	75.073	226,74
Australia	6.895.707	8.365.240	21,31	18.100.151	21.850.645	20,72
New Zealand	3.793.334	3.525.733	-7,05	11.806.751	10.719.296	-9,21
Micronesia, Fed. States of	200	1.128	464,00	122	2.246	1.743,41
Guam	11.080	5.546	-49,94	25.435	10.333	-59,37
Nauru	28.233	33.182	17,53	73.470	88.335	20,23
New Caledonia	92.922	134.825	45,09	183.664	255.730	39,24
Northern Mariana Islands	-	266	-	-	576	-
Vanuatu	64.969	25.972	-60,02	217.916	85.639	-60,70
American Samoa	4.779	20.027	319,07	9.979	37.632	277,13
Cook Islands	37.597	25.137	-33,14	79.266	57.422	-27,56
Fiji	147.740	58.045	-60,71	371.237	141.396	-61,91
Kiribati	134.135	166.802	24,35	258.226	314.212	21,68
Samoa	136.682	130.000	-4,89	255.766	244.112	-4,56
Solomon Islands	582.762	589.012	1,07	1.663.199	1.607.341	-3,36
Tonga	240.374	208.228	-13,37	598.586	462.034	-22,81
Christmas Islands	23	7	-69,57	40	9	-77,24
East Timor	5.877.932	6.823.606	16,09	10.295.037	10.352.487	0,56
United States	2.190.077	5.887.174	168,81	7.187.560	17.463.924	142,97
Canada	439.321	835.205	90,11	1.402.332	2.233.491	59,27
Mexico	12.900	61.458	376,42	21.500	151.604	605,14



Lanjutan Tabel 3.6

Komoditas/Negara Tujuan	Berat Bersih (kg)		Perub %	Nilai FOB (US\$)		Perub %
	Jan-Jul 2023	Jan-Jul 2024		Jan-Jul 2023	Jan-Jul 2024	
	(1)	(2)	(3)	(4)	(5)	(6)
Suriname	72.621	442.745	509,66	140.139	759.446	441,92
Chile	8.090	13.558	67,58	46.128	86.083	86,62
Brazil	-	19.130	-	-	33.341	-
Peru	1.394	25.749	1.747,10	3.469	38.732	1.016,66
Guyana	20	54	177,39	144	144	-0
Trinidad and Tobago	7.732	8.698	12,49	19.543	18.917	-3,20
Jamaica	25.932	25.861	-0,27	51.232	38.433	-24,98
Haiti	12.067	-	-	28.328	-	-
Cape Verde	24.256	25.302	4,32	26.699	38.368	43,71
French Polynesia	12.720	25.560	100,94	23.588	44.340	87,98
Grenada	12.043	12.054	0,09	23.844	18.910	-20,69
United Kingdom	54.140	51.785	-4,35	126.610	110.835	-12,46
Netherlands	1.030.360	1.490.808	44,69	2.957.936	3.946.330	33,42
France	151.596	247.411	63,20	332.700	715.547	115,07
Germany, Fed. Rep. of	156.769	107.315	-31,55	374.823	286.025	-23,69
Austria	956	968	1,28	1.016	2.268	123,22
Belgium	356	11.904	3.240,95	889	25.426	2.758,66
Switzerland	26	-	-	87	-	-
Norway	94.348	77.385	-17,98	274.170	210.573	-23,20
Sweden	23.224	11.619	-49,97	41.065	43.494	5,92
Italy	-	37.996	-	-	103.426	-
Spain	471.252	536.139	13,77	1.159.707	1.242.367	7,13
Portugal	12.348	117.600	852,38	1	210.558	15.903.093,43
Poland	11.611	13.254	14,15	28.881	30.237	4,69
Romania	289	-	-	628	-	-
Albania	-	176.372	-	-	225.225	-
Kazakhstan	24.185	12.390	-48,77	45.925	43.622	-5,01
Lithuania	282	2.962	951,43	1.795	14.847	727,14
Malta	37.438	54.082	44,46	275.307	210.859	-23,41
Czech Republic	-	4.552	-	-	9.333	-
Russia Federation	44.245	15.493	-64,98	91.259	54.742	-40,01
<b>Minyak Makan dan Lemak Nabati dan Hewani Lainnya</b>	<b>218.166.271</b>	<b>376.972.455</b>	<b>72,79</b>	<b>206.986.149</b>	<b>322.387.892</b>	<b>55,75</b>
Hong Kong	500	-	-	653	-	-
Korea, Republic of	11.619.522	6.420.831	-44,74	7.657.739	3.740.783	-51,15
China	1.391.823	13.832.296	893,83	1.088.937	8.513.133	681,78
Thailand	21.000	27.500	30,95	251.943	27.598	-89,05
Singapore	48.530.950	36.807.782	-24,16	53.231.218	37.565.979	-29,43
Philippines	306.000	237.449	-22,40	322.835	239.751	-25,74
Malaysia	51.479.275	70.835.102	37,60	52.067.979	56.196.707	7,93
Viet Nam	1.890.000	1.223.900	-35,24	1.981.032	1.296.538	-34,55
India	300.003	840.365	180,12	168.089	395.897	135,53
Israel	-	18.000	-	-	18.223	-
Turkey	-	4.999.959	-	-	3.987.467	-
Senegal	-	40.680	-	-	20.400	-
New Zealand	-	33	-	-	22	-
East Timor	1.200	-	-	2.090	-	-
United States	13.031.298	48.982.894	275,89	12.275.889	44.846.573	265,32
Panama	18.000	-	-	19.000	-	-
Chile	-	26.000	-	-	27.040	-
Brazil	103.000	103.000	-0	110.094	108.195	-1,72
Colombia	52.000	52.000	-0	49.940	52.520	5,17
Ecuador	-	20.450	-	-	28.308	-
Peru	36.000	26.000	-27,78	36.024	28.600	-20,61
United Kingdom	2.749.640	107.628	-96,09	2.683.960	87.249	-96,75
Netherlands	23.972.291	11.816.161	-50,71	20.981.739	9.895.288	-52,84
Germany, Fed. Rep. of	-	8	-	-	2	-
Belgium	79.640	172.871	117,07	70.242	151.262	115,34
Denmark	2	-	-	2	-	-
Italy	12.999.655	40.159.909	208,93	10.294.218	32.665.650	217,32
Spain	49.147.659	139.887.115	184,63	43.252.663	122.136.550	182,38
Greece	15	2.023	13.386,67	97	18.628	19.139,06
Poland	72.000	18.000	-75,00	68.184	20.268	-70,27
Lithuania	220.800	198.000	-10,33	229.342	203.046	-11,47
Estonia	36.000	108.000	200,00	29.016	107.136	269,23
Slovenia	108.000	8.500	-92,13	113.223	9.078	-91,98
<b>Buah dan Sayur Diolah atau Diawetkan</b>	<b>146.733.760</b>	<b>162.560.899</b>	<b>10,79</b>	<b>202.977.773</b>	<b>251.137.834</b>	<b>23,73</b>
Japan	15.653.234	15.647.941	-0,03	26.183.678	26.395.986	0,81
Hong Kong	726.459	833.149	14,69	1.497.463	1.113.117	-25,67
Korea, Republic of	5.679.309	5.090.961	-10,36	8.436.975	8.040.402	-4,70
Taiwan	718.150	851.273	18,54	1.593.403	1.638.792	2,85
China	10.945.400	14.494.579	32,43	15.198.949	24.874.730	63,66
Mongolia	36.600	36.600	-0	34.798	36.684	5,42
Papua New Guinea	1.114	-	-	1.366	-	-
Thailand	3.383.473	9.033.415	166,99	14.256.309	32.224.531	126,04
Singapore	5.268.899	3.292.101	-37,52	4.873.150	4.099.074	-15,88
Philippines	1.219.330	1.046.512	-14,17	1.417.113	1.549.500	9,34
Malaysia	4.525.832	5.642.086	24,66	8.106.874	12.595.218	55,36
Cambodia	413	10.474	2.436,15	1.792	33.003	1.742,17

Lanjutan Tabel 3.6

Komoditas/Negara Tujuan	Berat Bersih (kg)		Perub %	Nilai FOB (US\$)		Perub %
	Jan-Jul 2023	Jan-Jul 2024		Jan-Jul 2023	Jan-Jul 2024	
	(1)	(2)	(3)	(4)	(5)	(6)
Brunei Darussalam	26.668	25.480	-4,45	96.119	95.119	-1,04
Viet Nam	1.059.211	2.202.104	107,90	765.678	1.868.016	143,97
Maldives	21.271	16.951	-20,31	22.982	18.806	-18,17
India	310.659	170.377	-45,16	1.225.828	822.161	-32,93
Pakistan	293.618	2.217.197	655,13	199.363	768.335	285,39
Bangladesh	46.718	21.177	-54,67	41.266	30.753	-25,48
Sri Lanka	43	4.500	10.365,12	43	16.867	39.308,93
Iraq	66.000	-	-	26.400	-	-
Saudi Arabia	795.816	1.230.352	54,60	1.543.312	2.200.697	42,60
Israel	121.308	38.610	-68,17	121.952	45.953	-62,32
Kuwait	175.079	246.777	40,95	313.155	443.044	41,48
Jordan	117.571	24.205	-79,41	221.790	154.986	-30,12
Lebanon	34.662	16.897	-51,25	46.384	138.002	197,52
Yemen	16.100	-	-	24.773	-	-
Oman	49.018	69.939	42,68	78.516	120.618	53,62
Turkey	25.850	-	-	30.503	-	-
United Arab Emirates	313.255	387.843	23,81	487.787	633.317	29,83
Qatar	65.334	107.833	65,05	108.995	191.115	76,31
Bahrain	67.317	53.516	-20,50	111.716	80.680	-27,78
Morocco	106.660	17.820	-83,29	120.319	21.600	-82,05
Tunisia	16.897	16.897	-0	121.413	120.078	-1,10
Algeria	35.381	-	-	35.697	-	-
Togo	-	24	-	-	236	-
Nigeria	45.780	23.552	-48,55	126.232	84.037	-33,43
Djibouti	17.000	-	-	83.349	-	-
Mauritius	2.000	19.635	881,75	20.800	2.356	-88,67
Australia	3.633.425	3.864.598	6,36	5.675.308	5.588.585	-1,53
New Zealand	1.097.090	971.437	-11,45	1.439.591	1.392.304	-3,28
New Caledonia	1.600	4.560	185,00	6.427	13.110	104,00
Fiji	44.880	22.080	-50,80	230.675	115.000	-50,15
Kiribati	-	3.408	-	-	17.750	-
Marshall Islands	921	-	-	3.602	-	-
Samoa	-	22.248	-	-	115.875	-
Solomon Islands	2.880	8.546	196,75	14.400	44.513	209,11
Tonga	96	-	-	875	-	-
Christmas Islands	93	40	-56,99	197	92	-53,50
East Timor	70.955	84.914	19,67	226.200	223.315	-1,28
United States	39.819.585	47.608.417	19,56	45.814.518	62.729.422	36,92
Canada	1.458.573	2.672.659	83,24	1.749.335	3.300.914	88,70
Mexico	2.316.063	5.912.311	155,27	2.462.924	6.906.002	180,40
Panama	14.130	-	-	21.165	-	-
Chile	216.267	526.027	143,23	226.759	584.350	157,70
Argentina	980.119	1.713.842	74,86	1.200.073	2.070.077	72,50
Brazil	-	105.684	-	-	348.321	-
Colombia	17.690	-	-	23.563	-	-
Peru	511.088	159.007	-68,89	575.518	208.807	-63,72
Puerto Rico	72.281	186.085	157,45	147.339	298.194	102,39
Dominican Republic	62.240	-	-	124.480	-	-
United Kingdom	3.670.108	3.528.148	-3,87	5.011.583	5.062.703	1,02
Netherlands	6.509.538	5.276.864	-18,94	7.969.893	7.166.544	-10,08
France	3.300.619	2.926.298	-11,34	4.020.647	3.351.029	-16,65
Germany, Fed. Rep. of	10.662.727	7.089.670	-33,51	13.331.252	9.743.995	-26,91
Austria	621.198	245.512	-60,48	656.322	270.573	-58,77
Belgium	502.858	951.601	89,24	577.587	1.120.002	93,91
Switzerland	633.271	966.970	52,69	870.606	1.401.472	60,98
Denmark	359.880	492.423	36,83	461.035	620.376	34,56
Norway	472.041	373.568	-20,86	746.864	624.884	-16,33
Sweden	490.419	464.310	-5,32	528.915	492.304	-6,92
Finland	1.144.371	1.562.392	36,53	1.182.459	1.693.870	43,25
Ireland	-	65.200	-	-	95.203	-
Italy	1.734.189	1.761.309	1,56	2.296.041	2.146.090	-6,53
Spain	11.179.663	6.238.761	-44,20	14.228.354	7.847.438	-44,85
Portugal	218.880	125.472	-42,68	243.588	140.675	-42,25
Greece	475.644	257.139	-45,94	554.484	319.430	-42,39
Hungary	54.410	91.260	67,73	49.143	94.217	91,72
Poland	178.100	233.705	31,22	191.370	264.269	38,09
Romania	87.642	156.858	78,98	92.347	157.527	70,58
Bulgaria	18.371	18.371	-0	19.582	21.182	8,17
Ukraine	52.896	127.116	140,31	55.548	137.421	147,39
Uzbekistan	282.298	70.637	-74,98	346.658	81.640	-76,45
Croatia	179.652	197.585	9,98	180.055	185.098	2,80
Slovakia	70.212	70.512	0,43	69.150	80.340	16,18
Slovenia	-	297.024	-	-	297.461	-
Czech Republic	17.592	120.049	582,40	16.405	130.412	694,95
Russia Federation	1.509.781	2.095.503	38,80	1.759.298	3.177.239	80,60
<b>Kepiting Diolah atau Diawetkan</b>	<b>8.122.335</b>	<b>9.776.167</b>	<b>20,36</b>	<b>196.849.750</b>	<b>232.611.632</b>	<b>18,17</b>
Japan	614.136	463.838	-24,47	12.376.824	4.463.757	-63,93
Hong Kong	63.589	76.239	19,89	1.832.295	1.795.563	-2,00
Korea, Republic of	2.253	3.467	53,89	61.032	99.793	63,51
Taiwan	10.099	12.190	20,70	276.765	322.349	16,47

Lanjutan Tabel 3.6

Komoditas/Negara Tujuan	Berat Bersih (kg)		Perub %	Nilai FOB (US\$)		Perub %
	Jan-Jul 2023	Jan-Jul 2024		Jan-Jul 2023	Jan-Jul 2024	
	(1)	(2)	(3)	(4)	(5)	(6)
China	-	5.663	-	-	167.530	-
Thailand	89.712	53.343	-40,54	2.393.236	1.529.175	-36,10
Singapore	24.014	34.561	43,92	692.481	1.072.783	54,92
Malaysia	16.293	21.298	30,72	261.390	334.742	28,06
Viet Nam	5.396	18.782	248,04	152.679	425.244	178,52
Maldives	544	272	-50,00	7.020	5.640	-19,66
Lebanon	5.746	4.919	-14,39	270.010	213.259	-21,02
Turkey	1.199	-	-	49.812	-	-
United Arab Emirates	14.832	11.379	-23,28	482.029	333.570	-30,80
Qatar	2.635	1.680	-36,26	120.987	84.705	-29,99
Cyprus	-	314	-	-	2.015	-
Reunion	504	-	-	8.198	-	-
Australia	53.063	81.565	53,71	1.144.977	1.486.677	29,84
United States	6.501.816	8.122.355	24,92	164.242.290	207.624.676	26,41
Canada	107.433	75.809	-29,44	1.987.288	758.008	-61,86
United Kingdom	96.256	179.183	86,15	2.355.199	3.133.367	33,04
Netherlands	179.491	274.888	53,15	3.228.371	4.529.768	40,31
France	152.070	173.264	13,94	1.291.252	1.742.021	34,91
Germany, Fed. Rep. of	17.135	2.991	-82,54	518.789	70.550	-86,40
Belgium	108.146	87.897	-18,72	1.872.620	1.233.854	-34,11
Denmark	10.652	19.432	82,44	278.227	378.495	36,04
Norway	11	-	-	44	-	-
Italy	24.072	12.240	-49,15	246.810	111.950	-54,64
Spain	7.228	1.443	-80,04	98.900	22.845	-76,90
Portugal	-	19.134	-	-	145.448	-
Greece	14.010	18.020	28,62	600.225	523.849	-12,72
<b>Bubuk Kakao</b>	<b>60.196.150</b>	<b>66.143.258</b>	<b>9,88</b>	<b>151.797.405</b>	<b>192.186.616</b>	<b>26,61</b>
Japan	420.462	381.700	-9,22	1.149.271	1.274.114	10,86
Hong Kong	5.939	194	-96,73	10.394	411	-96,05
Korea, Republic of	296.950	342.152	15,22	757.771	803.238	6,00
Taiwan	136.815	87.522	-36,03	371.631	211.450	-43,10
China	10.326.415	10.307.569	-0,18	23.892.082	26.648.276	11,54
Papua New Guinea	-	6.873	-	-	5.598	-
Thailand	2.585.476	1.234.102	-52,27	6.723.485	2.987.861	-55,56
Singapore	175.678	525.497	199,13	391.810	946.569	141,59
Philippines	4.721.286	3.891.650	-17,57	12.034.147	9.111.146	-24,29
Malaysia	857.352	2.306.091	168,98	2.358.189	7.305.837	209,81
Myanmar	-	16.250	-	-	13.475	-
Cambodia	-	1.156	-	-	6.027	-
Brunei Darussalam	302	343	13,34	3.566	2.491	-30,15
Nepal	15.000	-	-	35.225	-	-
Viet Nam	1.159.942	791.848	-31,73	2.837.831	2.239.264	-21,09
Maldives	6.604	7.580	14,78	73.078	73.851	1,06
India	17.857.706	24.666.451	38,13	49.360.281	79.626.259	61,32
Pakistan	1.451.902	1.375.002	-5,30	3.680.542	3.057.103	-16,94
Bangladesh	416.000	427.400	2,74	969.573	731.846	-24,52
Sri Lanka	192.150	449.575	133,97	482.061	1.340.845	178,15
Iraq	226.000	615.260	172,24	467.433	889.273	90,25
Iran (Islamic Republic of)	559.000	449.000	-19,68	1.332.780	1.228.566	-7,82
Saudi Arabia	319.408	223.784	-29,94	773.344	304.696	-60,60
Israel	34.000	38.000	11,76	46.410	79.040	70,31
Kuwait	176	488	177,68	1.342	4.060	202,56
Jordan	74.440	128.050	72,02	97.110	112.102	15,44
Lebanon	329.200	187.000	-43,20	796.364	306.880	-61,46
Yemen	12.880	-	-	10.842	-	-
Syria Arab Republic	-	67.000	-	-	173.450	-
Turkey	790.076	868.672	9,95	1.268.244	1.717.805	35,45
United Arab Emirates	180.102	194.737	8,13	401.788	491.733	22,39
Qatar	2	170	8.396,00	2	1.487	74.314,41
Bahrain	-	127	-	-	1.210	-
Egypt	1.330.850	1.926.900	44,79	1.847.233	5.073.937	174,68
Libyan Arab Jamahiriya	17.000	27.000	58,82	19.525	30.149	54,41
Morocco	25.000	148.000	492,00	73.619	194.410	164,08
Algeria	709.000	512.000	-27,79	1.125.471	863.258	-23,30
Kenya	124.221	173.900	39,99	316.024	422.765	33,78
Ghana	-	109.000	-	-	301.813	-
Angola	178.000	105.000	-41,01	227.578	167.653	-26,33
Cameroon	44.000	25.000	-43,18	153.875	69.780	-54,65
Mauritania	17.000	-	-	20.230	-	-
Djibouti	28.700	23.400	-18,47	68.285	31.349	-54,09
South Africa	443.100	695.450	56,95	1.186.442	1.858.757	56,67
Zambia	17.000	-	-	20.485	-	-
Mauritius	2.000	-	-	1.800	-	-
Australia	2.486.248	1.791.199	-27,96	6.404.687	4.759.709	-25,68
New Zealand	645.228	668.804	3,65	1.601.217	1.421.074	-11,25
American Samoa	2.000	-	-	2.700	-	-
Fiji	45.000	19.000	-57,78	129.957	105.450	-18,86
Samoa	20.000	13.850	-30,75	62.575	28.738	-54,08
Tonga	375	-	-	5.684	-	-
East Timor	3.391	19.802	484,01	8.917	24.464	174,33

Lanjutan Tabel 3.6

Komoditas/Negara Tujuan	Berat Bersih (kg)		Perub %	Nilai FOB (US\$)		Perub %
	Jan-Jul 2023	Jan-Jul 2024		Jan-Jul 2023	Jan-Jul 2024	
(1)	(2)	(3)	(4)	(5)	(6)	(7)
United States	804.009	634.555	-21,08	2.251.868	2.521.946	11,99
Canada	936.000	-	-	2.366.789	-	-
Mexico	474.600	661.000	39,28	1.280.338	2.119.987	65,58
Panama	-	5.000	-	-	5.530	-
Chile	-	380.000	-	-	1.412.080	-
Argentina	26.000	-	-	33.800	-	-
Brazil	728.300	160.000	-78,03	1.703.732	150.125	-91,19
Colombia	75.000	58.000	-22,67	52.500	68.980	31,39
Dominican Republic	15.000	15.000	-0	40.003	48.270	20,67
United Kingdom	-	2.000	-	-	6.433	-
Netherlands	207.200	163.800	-20,95	567.254	607.055	7,02
France	6	-	-	11	-	-
Germany, Fed. Rep. of	17.000	-	-	22.950	-	-
Denmark	32.175	42.900	33,33	86.229	151.223	75,37
Finland	1.975.000	21.500	-98,91	5.315.500	66.220	-98,75
Spain	10	-	-	38	-	-
Portugal	15.000	15.000	-0	40.500	46.500	14,81
Greece	79.500	-	-	55.347	-	-
Hungary	32.000	17.000	-46,88	57.188	20.400	-64,33
Poland	452.400	864.001	90,98	1.153.110	3.097.365	168,61
Romania	17.000	54.000	217,65	17.350	61.125	252,31
Bulgaria	60.000	162.054	170,09	58.930	249.085	322,68
Albania	-	25.000	-	-	33.850	-
Azerbaijan	43.001	34.100	-20,70	73.251	60.255	-17,74
Belarus	-	17.000	-	-	28.610	-
Turkmenistan	-	27.000	-	-	27.000	-
Uzbekistan	29.500	130.000	340,68	77.636	219.260	182,42
Lithuania	17.000	56.000	229,41	21.500	105.488	390,64
Estonia	1.442.875	441.000	-69,44	3.851.939	2.507.561	-34,90
Georgia	17.000	25	-99,85	37.183	85	-99,77
Croatia	34.000	139.000	308,82	36.550	176.785	383,68
Bosnia and Herzegovina	-	17.000	-	-	24.650	-
Slovenia	17.000	17.000	-0	33.150	25.075	-24,36
Rep. of Macedonia	-	25.775	-	-	17.269	-
Russia Federation	3.360.200	6.082.000	81,00	8.959.866	21.249.560	137,16
Serbia	-	27.000	-	-	29.575	-
<b>Makanan dari Cokelat dan Kembang Gula</b>	<b>42.002.944</b>	<b>45.543.554</b>	<b>8,43</b>	<b>133.886.471</b>	<b>143.132.560</b>	<b>6,91</b>
Japan	155.123	105.320	-32,11	567.234	501.294	-11,62
Hong Kong	270.445	263.480	-2,58	959.143	1.011.613	5,47
Korea, Republic of	1.681.233	2.256.239	34,20	5.184.107	7.396.158	42,67
Taiwan	938.670	824.266	-12,19	2.856.472	2.902.255	1,60
China	1.108.730	1.164.586	5,04	4.376.359	3.966.977	-9,35
Mongolia	10.554	14.296	35,46	39.760	63.625	60,02
Macau	6.917	6.169	-10,82	26.794	44.047	64,39
Papua New Guinea	39.615	60.877	53,67	120.839	172.526	42,77
Thailand	7.677.226	7.543.022	-1,75	26.419.049	24.047.046	-8,98
Singapore	596.250	628.346	5,38	2.452.587	2.648.079	7,97
Philippines	7.521.242	9.961.102	32,44	18.896.066	26.311.636	39,24
Malaysia	5.078.295	4.572.064	-9,97	17.642.119	14.594.581	-17,27
Myanmar	106.229	89.169	-16,06	308.150	312.737	1,49
Cambodia	436.436	335.146	-23,21	1.772.911	1.421.775	-19,81
Brunei Darussalam	138.023	138.306	0,21	558.069	521.969	-6,47
Nepal	10.577	5.373	-49,20	41.096	17.159	-58,25
Viet Nam	2.518.653	2.950.037	17,13	6.509.880	7.622.794	17,10
Maldives	23.494	17.313	-26,31	84.858	81.660	-3,77
India	2.358.645	1.297.198	-45,00	5.868.211	4.126.016	-29,69
Pakistan	215.877	135.027	-37,45	629.440	463.645	-26,34
Bangladesh	49.870	53.838	7,96	219.998	222.292	1,04
Afghanistan	23.825	-	-	94.500	-	-
Iraq	48.049	66.837	39,10	124.763	149.208	19,59
Saudi Arabia	1.127.201	758.436	-32,72	4.040.634	2.604.448	-35,54
Israel	286.896	184.688	-35,63	1.004.926	777.945	-22,59
Kuwait	618.311	533.225	-13,76	2.125.769	1.733.940	-18,43
Jordan	79.231	73.937	-6,68	198.114	214.180	8,11
Lebanon	111.107	117.887	6,10	308.801	342.682	10,97
Yemen	5.639	12.210	116,53	37.154	29.780	-19,85
Oman	113.041	265.631	134,99	259.296	626.620	141,66
Syria Arab Republic	3.140	-	-	15.312	-	-
Turkey	2.416	-	-	28.220	-	-
United Arab Emirates	1.729.055	1.839.847	6,41	5.154.198	6.461.200	25,36
Qatar	310.015	289.583	-6,59	895.180	982.292	9,73
Bahrain	129.484	143.769	11,03	462.533	493.980	6,80
Cyprus	-	336	-	-	850	-
Egypt	142.825	74.091	-48,12	394.136	237.141	-39,83
Libyan Arab Jamahiriya	115.558	38.249	-66,90	505.670	125.416	-75,20
Morocco	6.535	38.755	493,04	20.417	85.141	317,01
Tunisia	-	4.485	-	-	11.560	-
Ethiopia	3.398	2.230	-34,37	12.456	8.283	-33,51
Tanzania, United Rep. of	92.720	143.961	55,26	241.296	386.410	60,14
Madagascar	39.933	74.686	87,03	112.219	204.512	82,24

Lanjutan Tabel 3.6

Komoditas/Negara Tujuan	Berat Bersih (kg)		Perub %	Nilai FOB (US\$)		Perub %
	Jan-Jul 2023	Jan-Jul 2024		Jan-Jul 2023	Jan-Jul 2024	
(1)	(2)	(3)	(4)	(5)	(6)	(7)
Somalia	-	1.758	-	-	4.134	-
Kenya	19.834	16.919	-14,70	75.424	53.878	-28,57
Reunion	-	5.786	-	-	23.561	-
Mozambique	2.064	3.309	60,32	5.350	9.604	79,51
Togo	22.900	386.541	1.587,95	57.075	913.574	1.500,66
Ghana	42.567	37.980	-10,78	112.334	93.388	-16,87
Guinea	675	-	-	75	-	-
Nigeria	32.967	683.575	1.973,53	98.347	1.135.574	1.054,66
Sierra Leone	83	-	-	277	-	-
Gabon	16.008	26.318	64,41	39.800	65.835	65,41
Cote D'Ivoire	595	-	-	2.250	-	-
Senegal	-	300	-	-	973	-
Mali	22.400	19.984	-10,79	51.100	46.534	-8,94
Benin	91.680	-	-	176.000	-	-
Gambia	-	836	-	-	2.863	-
Seychelles	6.309	4.038	-35,99	24.657	14.399	-41,60
Uganda	12.240	13.860	13,24	27.108	29.600	9,19
Niger	603.341	515.691	-14,53	1.372.081	1.181.837	-13,87
South Africa	78.753	80.167	1,80	243.280	258.873	6,41
Mauritius	65.667	67.544	2,86	243.405	254.354	4,50
Mayotte	360	-	-	950	-	-
Democratic Rep. of the Congo	95.436	95.268	-0,18	203.508	210.504	3,44
Australia	350.423	505.470	44,25	1.416.223	1.921.477	35,68
New Zealand	5.657	23.518	315,71	21.460	75.179	250,32
Micronesia, Fed. States of	3.785	239	-93,69	8.889	1.068	-87,99
Guam	253	2.902	1.045,55	807	12.346	1.429,36
Northern Mariana Islands	682	1.194	74,96	4.823	5.032	4,34
Vanuatu	45.968	62.751	36,51	134.057	141.804	5,78
American Samoa	-	1.687	-	-	3.142	-
Fiji	53.033	84.410	59,17	165.541	265.027	60,10
Kiribati	15.344	6.105	-60,22	38.089	19.398	-49,07
Marshall Islands	1.749	2.378	35,98	8.571	8.313	-3,01
Samoa	31.611	88.926	181,32	123.993	266.337	114,80
Solomon Islands	37.594	87.852	133,69	130.060	228.116	75,39
Tonga	26.683	31.265	17,17	105.683	105.569	-0,11
East Timor	422.260	596.856	41,35	1.271.506	1.661.021	30,63
United States	1.998.827	2.731.902	36,68	8.518.191	11.710.306	37,47
Canada	40.584	198.261	388,52	154.531	824.604	433,62
Mexico	151.408	157.609	4,10	710.151	724.234	1,98
Guatemala	-	19.680	-	-	54.425	-
Honduras	1.613	-	-	7.976	-	-
Panama	18.144	8.205	-54,78	98.761	45.611	-53,82
Suriname	1.380	2.042	48,00	4.250	6.290	48,00
Chile	-	1.104	-	-	3.450	-
Venezuela	-	18.384	-	-	91.763	-
Argentina	224.347	42.739	-80,95	1.107.577	214.320	-80,65
Brazil	9.537	2.409	-74,74	30.746	8.861	-71,18
Colombia	4.245	4.080	-3,88	22.801	20.745	-9,02
Paraguay	1.435	-	-	4.200	-	-
Ecuador	-	3.427	-	-	20.400	-
Peru	696	1.438	106,62	1.750	3.400	94,29
Guyana	-	4.977	-	-	24.003	-
Trinidad and Tobago	701	9.796	1.297,86	2.900	45.101	1.455,21
Puerto Rico	546.925	523.365	-4,31	1.835.918	1.683.457	-8,30
Dominican Republic	7.560	-	-	19.200	-	-
Costa Rica	-	27.487	-	-	142.139	-
Barbados	3.481	921	-73,55	14.111	3.203	-77,30
Cape Verde	-	3.477	-	-	14.781	-
United Kingdom	365.722	484.607	32,51	1.469.701	1.949.674	32,66
Netherlands	191.906	145.703	-24,08	721.877	535.189	-25,86
France	1.183	13.415	1.033,98	4.033	71.475	1.672,26
Germany, Fed. Rep. of	24.488	58.108	137,29	100.727	229.284	127,63
Austria	-	5	-	-	192	-
Belgium	186	2.875	1.444,87	439	74.245	16.821,55
Switzerland	-	966	-	-	26.898	-
Norway	2.880	-	-	14.141	-	-
Sweden	12.051	29.123	141,66	74.709	167.866	124,69
Finland	14.645	11.253	-23,16	114.562	94.760	-17,28
Italy	66.340	87.293	31,58	237.383	264.598	11,46
Spain	40.818	64.399	57,77	124.191	172.850	39,18
Greece	-	3.380	-	-	15.587	-
Hungary	60	11.491	19.052,00	63	47.795	75.764,29
Poland	-	5.130	-	-	22.572	-
Romania	8.984	-	-	36.392	-	-
Tajikistan	1.440	-	-	5.000	-	-
Uzbekistan	691	7.095	926,42	3.024	24.439	708,17
Lithuania	17.271	1.117	-93,53	73.912	5.411	-92,68
Latvia	5.399	-	-	23.471	-	-
Georgia	-	3.096	-	-	11.000	-
Croatia	-	7.210	-	-	22.050	-
Bosnia and Herzegovina	-	3.897	-	-	15.155	-

Lanjutan Tabel 3.6

Komoditas/Negara Tujuan	Berat Bersih (kg)		Perub %	Nilai FOB (US\$)		Perub %
	Jan-Jul 2023	Jan-Jul 2024		Jan-Jul 2023	Jan-Jul 2024	
(1)	(2)	(3)	(4)	(5)	(6)	(7)
Czech Republic	18.895	8.394	-55,58	81.235	29.505	-63,68
Russia Federation	179.695	294.250	63,75	537.088	772.143	43,76
<b>Serealia yang Digiling/Dibersihkan dan Makanan Sereal</b>	<b>438.981.233</b>	<b>252.654.441</b>	<b>-42,45</b>	<b>141.940.583</b>	<b>55.448.900</b>	<b>-60,94</b>
Japan	24.374.319	18.399.032	-24,51	6.975.509	3.548.608	-49,13
Hong Kong	489.179	732.276	49,69	657.743	816.689	24,17
Korea, Republic of	15.499.529	30.791.347	98,66	5.382.833	6.408.407	19,05
Taiwan	265.655	381.174	43,48	705.144	1.044.094	48,07
China	373.518.332	5.352.617	-98,57	114.296.558	2.098.731	-98,16
Mongolia	-	448	-	-	1.516	-
Papua New Guinea	2.920	5.319	82,14	2.474	15.142	512,03
Thailand	7.735.993	33.000.688	326,59	2.292.244	5.075.168	121,41
Singapore	177.591	214.232	20,63	681.747	755.841	10,87
Philippines	9.031.828	13.672.516	51,38	2.992.685	4.598.311	53,65
Malaysia	857.126	3.141.803	266,55	947.239	1.876.449	98,10
Myanmar	3.030	-	-	28.140	-	-
Cambodia	5.725	11.517	101,18	23.750	47.189	98,69
Brunei Darussalam	23.019	26.060	13,21	61.886	82.883	33,93
Viet Nam	5.019.686	126.367.878	2.417,45	1.178.415	19.207.577	1.529,95
Maldives	43.339	30.197	-30,32	167.108	110.181	-34,07
India	429.540	114.380	-73,37	211.443	54.275	-74,33
Pakistan	-	2.253	-	-	20.343	-
Bangladesh	140	1.092.000	782.695,70	305	174.311	57.032,51
Saudi Arabia	165.025	17.579.147	10.552,39	342.540	2.471.007	621,38
Israel	470	3.458	635,31	3.717	12.686	241,30
Kuwait	1.673	3.572	113,42	7.363	39.506	436,56
Jordan	5.610	10.728	91,23	32.334	57.555	78,00
Lebanon	1.350	8.880	557,79	4.761	57.391	1.105,44
Palestina	10.110	-	-	23.445	-	-
United Arab Emirates	42.761	18.537	-56,65	71.489	80.802	13,03
Bahrain	2.197	126	-94,27	8.233	933	-88,67
Tanzania, United Rep. of	-	6.643	-	-	21.163	-
Kenya	1.918	820	-57,24	12.892	5.414	-58,00
Reunion	-	125	-	-	233	-
Togo	3	-	-	13	-	-
Nigeria	1.075	-	-	11.240	-	-
Gambia	-	184	-	-	1.478	-
Seychelles	10.331	12.160	17,70	65.082	70.835	8,84
South Africa	-	33	-	-	494	-
Mauritius	-	1.133	-	-	5.610	-
Australia	394.313	537.734	36,37	2.373.789	3.181.798	34,04
New Zealand	5.149	7.599	47,59	23.119	33.980	46,98
Micronesia, Fed. States of	380	-	-	464	-	-
Guam	-	532	-	-	2.210	-
Palau	-	484	-	-	459	-
Northern Mariana Islands	99	14	-85,44	471	81	-82,77
Vanuatu	-	4.091	-	-	14.343	-
American Samoa	1.280	-	-	4.045	-	-
Cook Islands	-	100	-	-	559	-
Fiji	2.590	1.578	-39,07	10.534	6.528	-38,03
Kiribati	299	441	47,49	1.255	1.773	41,23
Samoa	13.926	7.994	-42,60	59.638	29.436	-50,64
Solomon Islands	16.097	26.645	65,53	11.344	32.482	186,33
Tonga	22.156	7.645	-65,49	76.850	31.023	-59,63
Christmas Islands	20	-	-	59	-	-
East Timor	259.847	195.082	-24,92	315.924	327.276	3,59
United States	66.971	107.651	60,74	418.561	617.645	47,56
Canada	1.511	4.503	198,03	10.628	24.862	133,92
Cape Verde	-	532	-	-	2.545	-
French Polynesia	-	226	-	-	1.370	-
United Kingdom	7.119	2.213	-68,91	27.859	8.540	-69,35
Netherlands	466.268	767.420	64,59	1.407.338	2.366.771	68,17
Germany, Fed. Rep. of	1.142	25	-97,79	1.759	101	-94,24
Switzerland	540	120	-77,80	1.194	680	-43,04
Denmark	-	9	-	-	3	-
Norway	2.015	-	-	7.348	-	-
Hungary	36	520	1.343,18	73	3.612	4.847,29
<b>Minyak Makan dan Lemak Nabati</b>	<b>83.114.506</b>	<b>119.005.075</b>	<b>43,18</b>	<b>101.660.680</b>	<b>155.286.498</b>	<b>52,75</b>
Japan	129.634	199.478	53,88	211.383	401.143	89,77
Hong Kong	198.104	286.322	44,53	829.764	569.400	-31,38
Korea, Republic of	69.630	150.215	115,73	301.436	415.180	37,73
Taiwan	2.428	52.838	2.076,39	35.931	84.963	136,46
China	61.297.347	89.586.350	46,15	54.510.454	78.030.069	43,15
Papua New Guinea	876	128	-85,41	2.012	790	-60,75
Thailand	695.453	582.600	-16,23	1.099.968	996.265	-9,43
Singapore	128.179	167.446	30,64	1.504.300	2.007.429	33,45
Philippines	907.675	373.806	-58,82	1.111.785	581.774	-47,67
Malaysia	379.922	106.980	-71,84	1.584.838	291.824	-81,59
Brunei Darussalam	962	26	-97,34	9.906	538	-94,57



Lanjutan Tabel 3.6

Komoditas/Negara Tujuan	Berat Bersih (kg)		Perub %	Nilai FOB (US\$)		Perub %
	Jan-Jul 2023	Jan-Jul 2024		Jan-Jul 2023	Jan-Jul 2024	
(1)	(2)	(3)	(4)	(5)	(6)	(7)
Viet Nam	4.102.385	3.530.375	-13,94	4.165.409	3.269.855	-21,50
Maldives	719	1.669	132,16	2.618	7.128	172,27
India	390.905	9.547.040	2.342,29	4.319.641	31.866.757	637,72
Pakistan	122.087	74.369	-39,09	249.363	158.867	-36,29
Bangladesh	450.550	792.210	75,83	819.613	1.225.754	49,55
Sri Lanka	7.360	110.250	1.397,96	206.863	178.425	-13,75
Iran (Islamic Republic of)	657.140	268.740	-59,10	820.746	348.721	-57,51
Saudi Arabia	1.200	71.330	5.844,17	6.216	104.877	1.587,21
Israel	787.150	628.215	-20,19	889.510	641.972	-27,83
Jordan	22.000	418.000	1.800,00	35.400	590.200	1.567,23
Yemen	45.320	354.700	682,66	46.684	330.973	608,96
Syria Arab Republic	45.320	-	-	68.569	-	-
Turkey	76.546	268.905	251,30	344.283	1.031.417	199,58
United Arab Emirates	464.944	91.391	-80,34	754.145	111.426	-85,22
Egypt	755.780	1.430.580	89,29	1.268.344	2.001.300	57,79
Libyan Arab Jamahiriya	-	21.934	-	-	22.094	-
Morocco	143.400	135.850	-5,26	205.865	190.875	-7,28
Algeria	942.430	1.572.860	66,89	1.238.574	1.972.055	59,22
Mozambique	-	225.800	-	-	222.998	-
Senegal	177.320	467.940	163,90	207.330	544.049	162,41
South Africa	91.420	69.680	-23,78	165.150	137.445	-16,78
Zimbabwe	1.309.640	203.220	-84,48	1.396.329	173.261	-87,59
Australia	36.378	35.810	-1,56	128.457	290.871	126,44
New Zealand	138.630	194.410	40,24	195.618	265.317	35,63
East Timor	6.184	670	-89,16	2.850	5.735	101,21
United States	2.012.482	2.744.402	36,37	6.345.188	9.608.795	51,43
Canada	1.230.160	3.600	-99,71	1.601.764	70.830	-95,58
Mexico	3.354.556	929.971	-72,28	3.909.539	1.700.622	-56,50
Chile	66.000	1.405	-97,87	68.113	24.715	-63,72
Brazil	302.305	1.227.791	306,14	883.020	2.407.727	172,67
Colombia	6.947	7.988	14,98	220.889	328.134	48,55
Peru	-	45.320	-	-	60.049	-
Trinidad and Tobago	22.500	67.510	200,04	30.240	96.292	218,43
United Kingdom	18.806	11.930	-36,56	444.634	525.400	18,16
Netherlands	34.651	170.719	392,69	244.631	2.448.296	900,81
France	90.576	47.481	-47,58	4.329.055	2.948.617	-31,89
Germany, Fed. Rep. of	48.519	57.270	18,04	681.975	1.475.351	116,34
Austria	-	25	-	-	398	-
Belgium	44.001	23.525	-46,54	71.537	80.214	12,13
Switzerland	12.241	1.450	-88,15	382.758	66.062	-82,74
Ireland	17.100	17.100	-0	72.501	36.055	-50,27
Italy	13.680	325	-97,62	292.452	70.745	-75,81
Spain	286.820	76.595	-73,30	1.999.730	2.198.568	9,94
Greece	-	23.290	-	-	153.073	-
Poland	455.140	137.100	-69,88	630.976	164.779	-73,89
Bulgaria	112.500	495.000	340,00	134.640	574.358	326,59
Albania	-	22.660	-	-	29.458	-
Uzbekistan	-	89.600	-	-	94.976	-
Lithuania	-	90.560	-	-	110.936	-
Georgia	22.660	22.660	-0	23.453	29.911	27,54
Croatia	222.000	220.000	-0,90	324.090	318.120	-1,84
Slovenia	385	800	107,79	25.508	55.800	118,76
Rep. of Macedonia	-	225.000	-	-	288.045	-
Russia Federation	67.980	90.640	33,33	117.130	118.738	1,37
Serbia	43.740	87.480	100,00	42.824	89.682	109,42
Montenegro	43.740	43.740	-0	44.680	40.009	-10,45
<b>Pasta Kakao</b>	<b>29.028.156</b>	<b>32.108.521</b>	<b>10,61</b>	<b>90.740.056</b>	<b>135.433.923</b>	<b>49,25</b>
Japan	300.802	705.645	134,59	980.837	3.966.917	304,44
Hong Kong	1.000	1.000	-0	3.573	4.346	21,64
Korea, Republic of	40.020	120.440	200,95	189.572	654.330	245,16
China	3.603.996	4.820.797	33,76	20.536.160	35.441.887	72,58
Thailand	117.075	100.175	-14,44	376.632	566.510	50,41
Singapore	593.366	1.376.675	132,01	1.651.497	5.544.711	235,74
Philippines	111.850	62.700	-43,94	409.970	240.013	-41,46
Malaysia	8.934.904	18.022.352	101,71	23.804.524	60.269.649	153,19
Viet Nam	14.250	28.030	96,70	51.762	142.928	176,12
Maldives	70	-	-	171	-	-
India	200	20.125	9.962,50	5.300	27.975	427,83
Pakistan	60.050	-	-	269.100	-	-
Bangladesh	25.000	-	-	59.951	-	-
Egypt	15.000	20.382	35,88	51.917	348.123	570,54
Algeria	-	40.000	-	-	128.000	-
South Africa	100	-	-	462	-	-
Australia	1.127.914	1.352.608	19,92	4.481.391	6.993.132	56,05
New Zealand	123.000	194.015	57,74	500.381	1.325.684	164,93
Samoa	-	335	-	-	380	-
United States	3.514.060	377.000	-89,27	9.368.539	1.165.217	-87,56
Mexico	900.200	440.075	-51,11	2.246.275	1.308.233	-41,76
Chile	220.000	72.000	-67,27	790.400	321.840	-59,28
Brazil	3.819.600	345.000	-90,97	9.500.457	1.017.034	-89,29

Lanjutan Tabel 3.6

Komoditas/Negara Tujuan	Berat Bersih (kg)		Perub %	Nilai FOB (US\$)		Perub %
	Jan-Jul 2023	Jan-Jul 2024		Jan-Jul 2023	Jan-Jul 2024	
	(1)	(2)	(3)	(4)	(5)	(6)
Uruguay	-	185.000	-	-	343.206	-
Netherlands	-	400.000	-	-	3.580.000	-
France	-	5	-	-	39	-
Germany, Fed. Rep. of	2.116	-	-	29.227	-	-
Belgium	-	1.400	-	-	35.420	-
Switzerland	900	-	-	24.705	-	-
Ireland	408	564	38,25	10.103	17.489	73,11
Spain	4.581.975	2.422.100	-47,14	12.234.805	8.777.074	-28,26
Poland	300	350	16,67	4.324	4.995	15,53
Bulgaria	620.000	600.000	-3,23	2.302.254	1.850.722	-19,61
Armenia	-	18.000	-	-	1	-
Lithuania	-	480	-	-	6.050	-
Estonia	300.000	381.267	27,09	855.769	1.352.017	57,99
<b>Tetes Pemurnian Gula</b>	<b>349.821.604</b>	<b>175.243.698</b>	<b>-49,90</b>	<b>59.131.447</b>	<b>36.416.585</b>	<b>-38,41</b>
Japan	14.133.530	25.036.210	77,14	2.721.783	5.129.464	88,46
Korea, Republic of	116.135.520	21.118.607	-81,82	18.489.908	3.641.576	-80,31
Taiwan	9.155	200	-97,82	19.931	800	-95,99
China	5	2	-64,81	12	7	-43,10
Thailand	144.976	-	-	26.009	-	-
Singapore	89.991	73.737	-18,06	124.845	111.091	-11,02
Philippines	218.105.053	127.897.411	-41,36	35.578.057	24.623.270	-30,79
Malaysia	23.889	73.013	205,64	66.623	138.802	108,34
Brunei Darussalam	470	480	2,04	1.187	1.020	-14,06
United Arab Emirates	-	97.891	-	-	456.826	-
Somalia	129.082	169.445	31,27	672.300	792.266	17,84
Kenya	19.015	18.095	-4,84	199.047	137.351	-31,00
Mozambique	10.800	23.160	114,44	56.250	106.150	88,71
Guinea	92.640	115.800	25,00	485.005	530.750	9,43
Nigeria	800	-	-	1.120	-	-
Sierra Leone	69.480	138.960	100,00	368.815	636.900	72,69
Cote D'Ivoire	23.160	-	-	120.625	-	-
Gambia	10.800	-	-	56.250	-	-
Seychelles	360	360	-0	1.122	1.079	-3,75
Australia	382	686	79,58	2.862	4.881	70,59
New Zealand	135	146	7,96	273	994	264,19
Vanuatu	480	-	-	1.535	-	-
Fiji	768	-	-	2.245	-	-
East Timor	15	6.105	40.597,70	149	7.603	5.000,19
United States	16	7.479	47.842,73	10	7.756	74.480,85
United Kingdom	327.080	268.250	-17,99	53.968	47.476	-12,03
Netherlands	494.000	-	-	81.510	-	-
France	2	1	-47,83	5	2	-59,73
Czech Republic	-	197.660	-	-	40.520	-
<b>Karaginan</b>	<b>7.206.640</b>	<b>10.783.683</b>	<b>49,64</b>	<b>85.738.387</b>	<b>73.851.488</b>	<b>-13,86</b>
Japan	199.202	166.190	-16,57	4.464.945	2.736.867	-38,70
Korea, Republic of	4.001	8.000	99,96	111.603	112.562	0,86
Taiwan	-	301	-	-	1.512	-
China	2.954.494	5.319.322	80,04	33.223.612	33.474.024	0,75
Thailand	104.278	248.314	138,13	1.147.958	1.729.670	50,67
Singapore	1	-	-	6	-	-
Philippines	84.000	151.005	79,77	999.915	1.420.529	42,06
Malaysia	89.726	51.452	-42,66	1.772.113	868.232	-51,01
Viet Nam	24.405	22.346	-8,44	206.174	104.114	-49,50
India	19.505	23.156	18,72	386.738	186.880	-51,68
Bangladesh	-	-0	-	-	12	-
Turkey	-0	5.707	5.706.900,00	1	37.748	3.774.700,00
United Arab Emirates	-	2	-	-	2	-
South Africa	3	-	-	5	-	-
Australia	216.050	307.502	42,33	2.492.377	2.122.855	-14,83
New Zealand	20.000	5.000	-75,00	272.000	39.141	-85,61
United States	586.854	409.962	-30,14	7.642.685	2.871.257	-62,43
Canada	539.000	343.000	-36,36	5.316.163	2.535.321	-52,31
Mexico	25.000	207.001	728,00	317.500	1.390.396	337,92
Chile	300.000	350.002	16,67	3.227.500	2.173.466	-32,66
Argentina	25.001	25.008	0,03	359.009	200.011	-44,29
Brazil	12.050	62.000	414,53	137.243	427.100	211,20
Uruguay	10.000	10.000	-0	125.500	48.750	-61,16
United Kingdom	614.008	735.008	19,71	6.793.509	5.362.765	-21,06
Netherlands	549.001	442.800	-19,34	5.940.772	2.829.187	-52,38
France	58.000	92.053	58,71	904.944	613.680	-32,19
Germany, Fed. Rep. of	238.851	747.002	212,75	3.103.921	4.908.453	58,14
Austria	2	8	409,33	10	1	-93,10
Belgium	-	20.000	-	-	135.000	-
Denmark	-	20.000	-	-	148.001	-
Finland	-0	-	-	2	-	-
Ireland	-	1	-	-	2	-
Italy	17.002	47.042	176,69	274.315	350.300	27,70
Spain	45.202	618.920	1.269,23	338.791	4.446.307	1.212,40
Hungary	16.003	20.004	25,00	241.360	145.400	-39,76



Lanjutan Tabel 3.6

Komoditas/Negara Tujuan	Berat Bersih (kg)		Perub %	Nilai FOB (US\$)		Perub %
	Jan-Jul 2023	Jan-Jul 2024		Jan-Jul 2023	Jan-Jul 2024	
	(1)	(2)	(3)	(4)	(5)	(6)
Poland	72.002	126.003	75,00	847.715	912.804	7,68
Latvia	60.000	-	-	824.000	-	-
Czech Republic	-	545	-	-	3.448	-
Russia Federation	323.000	199.025	-38,38	4.266.003	1.515.692	-64,47
<b>Makanan Hewan</b>	<b>117.897.945</b>	<b>120.235.869</b>	<b>1,98</b>	<b>71.827.503</b>	<b>78.842.667</b>	<b>9,77</b>
Japan	6.717.281	8.310.837	23,72	3.045.484	4.122.222	35,36
Hong Kong	19	2.886	15.003,22	508	5.007	885,13
Korea, Republic of	2.530.380	7.760.248	206,68	1.015.487	1.133.389	11,61
Taiwan	138.404	99.369	-28,20	121.392	87.765	-27,70
China	3.108.857	6.264.981	101,52	545.039	1.206.668	121,39
Thailand	5.388.057	1.567.500	-70,91	5.051.634	1.596.924	-68,39
Singapore	87.866	1.265	-98,56	463.017	26.507	-94,28
Philippines	408.568	828.192	102,71	718.247	1.284.600	78,85
Malaysia	1.616.053	3.521.366	117,90	2.364.873	1.884.781	-20,30
Myanmar	83.400	92.000	10,31	47.356	201.572	325,66
Cambodia	47.150	94.535	100,50	47.555	159.509	235,42
Brunei Darussalam	1.079.257	1.183.078	9,62	528.192	702.510	33,00
Viet Nam	2.060.576	5.037.307	144,46	1.622.257	4.157.238	156,26
Maldives	1.601	3.580	123,59	3.243	9.825	202,95
India	1.971.250	1.861.644	-5,56	2.596.007	2.719.887	4,77
Pakistan	20.000	236.670	1.083,35	6.600	236.316	3.480,55
Bangladesh	1.387.868	122.644	-91,16	1.710.228	156.214	-90,87
Sri Lanka	-	7.000	-	-	21.599	-
Iraq	11.016	-	-	15.809	-	-
Saudi Arabia	288.000	96.000	-66,67	214.120	77.920	-63,61
Israel	5.074.600	7.193.916	41,76	3.782.676	5.724.280	51,33
Kuwait	24.200	72.155	198,16	16.600	79.632	379,71
Jordan	133.000	230.000	72,93	85.690	167.049	94,95
Lebanon	4	3	-32,58	147	27	-81,28
Oman	864.000	56.670	-93,44	617.833	7.027	-98,86
Turkey	208.000	-	-	199.324	-	-
United Arab Emirates	2.688	12.000	346,43	2.738	12.062	340,48
Qatar	-	24.000	-	-	17.920	-
Bahrain	14.000	-	-	25.770	-	-
Cyprus	48.000	1	-100,00	28.800	55	-99,81
Egypt	38.000	95.000	150,00	24.320	64.505	165,23
Ethiopia	18.961	7.000	-63,08	162.182	76.076	-53,09
Kenya	-	19.000	-	-	12.901	-
Ghana	7.000	18.980	171,14	7.275	18.532	154,74
Cameroon	-	73	-	-	625	-
Nigeria	-	12.000	-	-	16.956	-
South Africa	60.001	73.000	21,66	68.614	77.450	12,88
Australia	104.000	277.750	167,07	311.667	245.143	-21,34
New Zealand	28.000	145.000	417,86	6.945	137.795	1.884,09
Micronesia, Fed. States of	2.057	-	-	2.939	-	-
Marshall Islands	216	-	-	189	-	-
East Timor	4.017.856	2.957.282	-26,40	2.010.746	1.473.809	-26,70
United States	51.780.183	59.146.016	14,23	31.867.665	45.088.563	41,49
Canada	565.403	390.012	-31,02	681.507	303.294	-55,50
Brazil	-	75	-	-	25	-
Paraguay	24.000	-	-	16.958	-	-
Peru	-	144.000	-	-	96.720	-
United Kingdom	19	338.068	1.779.206,58	427	233.144	54.489,67
Netherlands	6.690.420	288.000	-95,70	711.421	208.204	-70,73
France	8.088.746	6.457.470	-20,17	324.864	185.917	-42,77
Germany, Fed. Rep. of	210.345	490.800	133,33	212.355	498.365	134,68
Belgium	5.944.000	710.000	-88,06	4.143.007	544.889	-86,85
Italy	78.000	104.030	33,37	58.890	78.593	33,46
Spain	1.040.000	-	-	661.700	-	-
Greece	352.000	755.600	114,66	306.668	757.296	146,94
Poland	247.000	304.000	23,08	255.645	312.241	22,14
Bulgaria	-	2	-	-	28	-
Belarus	342.000	209.000	-38,89	385.605	225.340	-41,56
Kazakhstan	-	1	-	-	27	-
Lithuania	486.000	494.000	1,65	493.185	515.660	4,56
Latvia	1.448.700	1.008.000	-30,42	957.631	725.499	-24,24
Georgia	78.000	78.000	-0	60.840	62.010	1,92
Croatia	100.000	57.000	-43,00	106.598	64.315	-39,67
Czech Republic	4.718	1.832	-61,18	47.602	11.591	-75,65
Russia Federation	2.828.224	937.033	-66,87	3.063.430	967.322	-68,42
Serbia	-	38.000	-	-	41.325	-
<b>Produk Masak dari Kelapa</b>	<b>61.272.646</b>	<b>64.194.154</b>	<b>4,77</b>	<b>67.583.821</b>	<b>85.291.395</b>	<b>26,20</b>
Japan	166.829	127.896	-23,34	297.478	286.764	-3,60
Hong Kong	25.816	13.131	-49,14	34.113	24.771	-27,39
Korea, Republic of	1.080.750	1.003.546	-7,14	1.262.369	1.084.560	-14,09
Taiwan	180.135	193.502	7,42	169.731	215.569	27,01
China	3.726.533	1.426.856	-61,71	3.976.676	2.077.057	-47,77
Papua New Guinea	40.400	-	-	42.312	-	-
Thailand	897.200	2.816.250	213,89	1.218.914	4.976.426	308,27

Lanjutan Tabel 3.6

Komoditas/Negara Tujuan	Berat Bersih (kg)		Perub %	Nilai FOB (US\$)		Perub %
	Jan-Jul 2023	Jan-Jul 2024		Jan-Jul 2023	Jan-Jul 2024	
	(1)	(2)	(3)	(4)	(5)	(6)
Singapore	17.431.661	19.457.504	11,62	11.120.186	13.788.205	23,99
Philippines	87.850	50.075	-43,00	132.784	79.290	-40,29
Malaysia	66.450	310.300	366,97	69.949	302.976	333,14
India	89.250	20.000	-77,59	48.568	14.800	-69,53
Pakistan	442.750	404.000	-8,75	468.084	368.420	-21,29
Bangladesh	76.000	127.000	67,11	56.050	155.360	177,18
Afghanistan	18.750	-	-	15.838	-	-
Iraq	1.678.500	1.250.500	-25,50	2.355.924	2.174.143	-7,72
Iran (Islamic Republic of)	1.615.500	1.261.100	-21,94	2.008.562	1.976.734	-1,58
Saudi Arabia	930.748	742.968	-20,18	1.253.707	1.244.389	-0,74
Israel	90.710	53.000	-41,57	138.969	71.310	-48,69
Kuwait	50.010	61.921	23,82	65.515	88.503	35,09
Jordan	51.000	19.550	-61,67	66.809	21.505	-67,81
Lebanon	123.475	245.500	98,83	152.806	407.208	166,49
Yemen	105.056	26.016	-75,24	137.402	45.528	-66,87
Oman	90.456	168.957	86,78	116.878	300.504	157,11
Syria Arab Republic	253.020	352.000	39,12	318.313	586.140	84,14
Turkey	2.274.355	2.429.432	6,82	2.692.807	3.026.004	12,37
United Arab Emirates	3.231.631	2.140.404	-33,77	4.200.051	3.624.795	-13,70
Qatar	607.148	428.627	-29,40	781.192	693.775	-11,19
Bahrain	119.076	84.195	-29,29	156.999	134.799	-14,14
Cyprus	13.000	23.000	76,92	16.380	29.040	77,29
Egypt	911.625	1.388.625	52,32	1.175.385	2.267.566	92,92
Libyan Arab Jamahiriya	78.000	26.000	-66,67	98.365	47.672	-51,54
Morocco	760.425	716.650	-5,76	852.711	1.030.479	20,85
Algeria	123.768	-	-	119.219	-	-
Kenya	39.000	12.875	-66,99	51.220	22.209	-56,64
Reunion	-	12.500	-	-	23.750	-
Nigeria	57.175	66.000	15,44	70.606	85.300	20,81
Uganda	13.000	-	-	18.785	-	-
South Africa	547.000	351.500	-35,74	708.666	568.190	-19,82
Mauritius	51.500	89.675	74,13	67.325	152.987	127,24
Australia	610.413	631.319	3,42	826.158	1.016.737	23,07
New Zealand	670.727	405.588	-39,53	950.022	707.907	-25,49
United States	227.723	613.442	169,38	356.358	1.193.717	234,98
Canada	249.389	112.187	-55,02	421.072	185.658	-55,91
Mexico	26.000	-	-	33.280	-	-
Chile	236.300	170.500	-27,85	325.582	269.955	-17,09
Argentina	1.488.125	651.027	-56,25	1.759.603	937.067	-46,75
Brazil	3.233.624	2.999.716	-7,23	3.982.062	3.996.324	0,36
Colombia	-	19.000	-	-	19.000	-
Uruguay	729.550	988.475	35,49	960.044	1.777.752	85,17
Paraguay	209.000	97.025	-53,58	269.416	131.950	-51,02
Peru	106.000	276.975	161,30	119.140	403.412	238,60
Dominican Republic	52.000	208.000	300,00	68.262	373.485	447,13
Costa Rica	78.000	76.000	-2,56	111.935	144.000	28,65
Cape Verde	26.000	13.000	-50,00	33.150	22.100	-33,33
Martinique	13.000	38.925	199,42	19.695	75.409	282,88
United Kingdom	1.412.100	1.996.443	41,38	1.920.685	3.454.999	79,88
Netherlands	1.677.123	2.566.621	53,04	2.274.052	4.564.182	100,71
France	188.413	309.005	64,00	311.798	564.868	81,16
Germany, Fed. Rep. of	2.916.339	2.980.312	2,19	4.265.487	5.039.550	18,15
Austria	-	50.000	-	-	85.000	-
Belgium	87.000	73.525	-15,49	112.670	104.007	-7,69
Denmark	75.973	42.991	-43,41	96.063	74.019	-22,95
Norway	35.993	11.998	-66,67	50.990	25.195	-50,59
Sweden	18.455	-	-	30.184	-	-
Finland	13.000	-	-	15.600	-	-
Ireland	39.000	-	-	50.125	-	-
Italy	435.500	578.650	32,87	541.999	899.794	66,01
Spain	629.220	460.395	-26,83	764.658	795.720	4,06
Portugal	273.000	335.325	22,83	361.352	581.282	60,86
Greece	407.825	460.997	13,04	540.136	786.767	45,66
Hungary	47.000	78.000	65,96	51.650	125.450	142,88
Poland	1.846.900	2.015.900	9,15	2.430.983	3.493.500	43,71
Romania	157.450	197.000	25,12	172.870	360.696	108,65
Bulgaria	26.000	34.000	30,77	35.395	57.985	63,82
Armenia	-	25.000	-	-	43.740	-
Azerbaijan	-	46.000	-	-	61.200	-
Belarus	-	52.000	-	-	79.710	-
Kazakhstan	25.000	-	-	33.500	-	-
Ukraine	289.700	624.500	115,57	388.879	982.117	152,55
Uzbekistan	33.000	20.600	-37,58	39.350	22.660	-42,41
Lithuania	144.000	56.300	-60,90	198.604	99.680	-49,81
Latvia	78.487	104.000	32,51	90.334	195.100	115,98
Georgia	217.000	58.000	-73,27	298.134	87.411	-70,68
Croatia	135.750	107.875	-20,53	169.001	183.268	8,44
Malta	13.000	14.000	7,69	16.510	17.696	7,18
Slovenia	155.425	243.350	56,57	222.797	414.953	86,25
Czech Republic	26.000	104.000	300,00	36.920	190.580	416,20
Russia Federation	3.767.590	5.345.134	41,87	5.289.668	8.649.068	63,51

Lanjutan Tabel 3.6

Komoditas/Negara Tujuan	Berat Bersih (kg)		Perub %	Nilai FOB (US\$)		Perub %
	Jan-Jul 2023	Jan-Jul 2024		Jan-Jul 2023	Jan-Jul 2024	
	(1)	(2)	(3)	(4)	(5)	(6)
<b>Ikan Digarami, Dikeringkan atau Diasapi</b>	<b>5.940.270</b>	<b>7.601.216</b>	<b>27,96</b>	<b>42.687.225</b>	<b>44.745.614</b>	<b>4,82</b>
Japan	2.832.128	3.606.563	27,34	13.541.083	15.875.686	17,24
Hong Kong	370.144	272.122	-26,48	8.554.656	6.074.767	-28,99
Korea, Republic of	491.194	707.168	43,97	5.240.251	6.890.408	31,49
Taiwan	214.922	695.212	223,47	1.037.422	1.198.384	15,52
China	584.771	832.052	42,29	7.350.785	8.337.628	13,43
Papua New Guinea	250	-	-	5.000	-	-
Thailand	219.068	106.067	-51,58	744.774	386.383	-48,12
Singapore	88.202	111.764	26,71	828.126	464.741	-43,88
Philippines	2.590	1.776	-31,44	54.855	31.980	-41,70
Malaysia	350.323	390.794	11,55	1.048.650	827.966	-21,04
Brunei Darussalam	-	6	-	-	288	-
Viet Nam	70.743	52.266	-26,12	567.169	760.888	34,16
India	-	136.622	-	-	311.088	-
Sri Lanka	293.621	307.262	4,65	516.774	536.469	3,81
United Arab Emirates	2.665	1.440	-45,97	63.934	38.317	-40,07
Australia	10.589	26.771	152,82	153.694	97.622	-36,48
New Zealand	5.955	848	-85,77	38.232	12.201	-68,09
East Timor	256.720	233.425	-9,07	255.540	216.290	-15,36
United States	39.022	6.401	-83,60	649.983	69.747	-89,27
Canada	41.944	32.650	-22,16	237.366	371.525	56,52
Netherlands	30.420	45.010	47,96	241.732	311.877	29,02
Germany, Fed. Rep. of	15.000	-	-	70.500	-	-
Poland	10.000	10.000	-0	786.700	545.400	-30,67
Belarus	-	10.000	-	-	590.000	-
Ukraine	-	3.000	-	-	171.000	-
Russia Federation	10.000	12.000	20,00	700.000	624.960	-10,72
<b>Pati Ubi Kayu</b>	<b>91.308.040</b>	<b>11.602.803</b>	<b>-87,29</b>	<b>46.989.541</b>	<b>8.420.029</b>	<b>-82,08</b>
Japan	329.260	261.174	-20,68	1.278.106	937.407	-26,66
Hong Kong	73.467	54.234	-26,18	74.437	72.552	-2,53
Korea, Republic of	46.859	32.413	-30,83	37.940	130.198	243,16
Taiwan	22.922.598	4.521.739	-80,27	12.045.543	3.218.431	-73,28
China	55.350.473	2.264	-100,00	26.927.420	2.607	-99,99
Thailand	-	29.050	-	-	25.377	-
Singapore	149.454	207.530	38,86	118.854	134.257	12,96
Philippines	619.725	2.504.560	304,14	227.111	1.268.914	458,72
Malaysia	10.077.647	2.921.023	-71,01	4.980.033	1.801.295	-63,83
Cambodia	4.746	-	-	14.860	-	-
Brunei Darussalam	16.197	20.869	28,85	28.964	34.563	19,33
Bangladesh	420.500	266.000	-36,74	105.125	74.670	-28,97
Sri Lanka	341.770	415.180	21,48	88.391	137.298	55,33
Iraq	5.000	-	-	1.950	-	-
Saudi Arabia	1.300	2.088	60,59	4.706	8.978	90,77
Israel	33.627	63.216	87,99	76.197	138.007	81,12
Kuwait	-	700	-	-	470	-
Jordan	-	4.422	-	-	750	-
Turkey	17.450	-	-	5.235	-	-
United Arab Emirates	62.087	458	-99,26	75.471	1.165	-98,46
Bahrain	604	-	-	3.603	-	-
Cyprus	18.000	-	-	8.640	-	-
Egypt	9.000	-	-	1.791	-	-
Madagascar	-	94.375	-	-	49.418	-
Australia	46.861	29.469	-37,11	271.408	72.202	-73,40
New Zealand	37.454	36.091	-3,64	20.984	20.176	-3,85
Micronesia, Fed. States of	79	-	-	22	-	-
Kiribati	-	290	-	-	1.002	-
Samoa	-	848	-	-	3.304	-
Solomon Islands	1.663	1.516	-8,87	7.326	6.046	-17,48
East Timor	162.423	67.217	-58,62	244.975	137.700	-43,79
United States	500.898	1.974	-99,61	248.695	7.048	-97,17
Canada	2.207	5.630	155,10	16.820	30.050	78,65
Mexico	20.000	-	-	10.700	-	-
Brazil	-	17.600	-	-	7.200	-
Colombia	20.000	-	-	10.600	-	-
Puerto Rico	-	25.000	-	-	14.875	-
Netherlands	16.036	4.838	-69,83	52.616	17.642	-66,47
France	-	10.959	-	-	66.426	-
Belgium	556	-	-	943	-	-
Italy	-	75	-	-	2	-
Romania	100	-	-	74	-	-
<b>Es Krim</b>	<b>27.118.059</b>	<b>7.748.082</b>	<b>-71,43</b>	<b>46.418.427</b>	<b>17.453.906</b>	<b>-62,40</b>
Hong Kong	49	-	-	3	-	-
Taiwan	-	6.221	-	-	29.040	-
Mongolia	-	3.464	-	-	7.650	-
Papua New Guinea	992	716	-27,82	8.025	2.561	-68,09
Thailand	1.576.714	1.526.008	-3,22	3.995.665	4.060.741	1,63
Singapore	98.403	78.603	-20,12	400.305	349.107	-12,79
Philippines	21.769.469	1.040.646	-95,22	35.564.050	3.825.361	-89,24

Lanjutan Tabel 3.6

Komoditas/Negara Tujuan	Berat Bersih (kg)		Perub %	Nilai FOB (US\$)		Perub %
	Jan-Jul 2023	Jan-Jul 2024		Jan-Jul 2023	Jan-Jul 2024	
(1)	(2)	(3)	(4)	(5)	(6)	(7)
Malaysia	46.161	100.604	117,94	137.115	268.621	95,91
Myanmar	16.101	10.381	-35,52	28.823	23.606	-18,10
Cambodia	106.632	51.583	-51,63	162.026	81.941	-49,43
Brunei Darussalam	53.857	33.933	-37,00	106.449	68.705	-35,46
Viet Nam	2.918.562	4.032.755	38,18	5.187.026	7.391.158	42,49
Maldives	-	5.128	-	-	12.657	-
Saudi Arabia	-	63.493	-	-	155.693	-
Tanzania, United Rep. of	5.416	94.019	1.635,85	13.213	114.319	765,18
Ghana	-	2.375	-	-	9.969	-
Nigeria	-	12.056	-	-	51.285	-
Australia	24.762	238.918	864,84	42.239	139.830	231,04
Vanuatu	-	4.651	-	-	10.968	-
Fiji	62.145	39.194	-36,93	182.519	108.860	-40,36
Kiribati	-	7.733	-	-	12.470	-
Solomon Islands	3.163	21.795	589,09	11.157	69.953	526,97
Tonga	-	4.177	-	-	12.058	-
East Timor	435.633	337.297	-22,57	579.813	579.736	-0,01
Brazil	-	32.333	-	-	67.619	-
<b>Jus Buah dan Sayuran</b>	<b>23.803.690</b>	<b>21.638.507</b>	<b>-9,10</b>	<b>49.958.658</b>	<b>42.955.389</b>	<b>-14,02</b>
Japan	286.870	42.336	-85,24	644.840	83.742	-87,01
Hong Kong	146.107	162.658	11,33	152.212	292.510	92,17
Korea, Republic of	8.865	47.351	434,13	17.172	67.483	292,98
Taiwan	46.333	43.648	-5,79	71.648	40.038	-44,12
China	2.411.666	2.291.245	-4,99	2.057.461	1.954.710	-4,99
Papua New Guinea	35.380	6.526	-81,55	42.948	11.149	-74,04
Thailand	120	294.979	245.715,68	24	255.055	1.062.629,73
Singapore	4.243.974	6.857.979	61,59	9.821.730	13.914.666	41,67
Philippines	5.709	3.427	-39,98	39.716	25.026	-36,99
Malaysia	115.074	202.861	76,29	397.199	349.415	-12,03
Cambodia	64.376	52.124	-19,03	78.706	56.250	-28,53
Brunei Darussalam	2.099	1.413	-32,69	4.304	2.993	-30,46
Lao People'S Dem. Rep.	-	4.585	-	-	3.787	-
Viet Nam	132.798	190.162	43,20	611.402	433.243	-29,14
Maldives	1.756	4.181	138,05	1.855	5.345	188,14
Pakistan	38.500	57.750	50,00	100.100	150.150	50,00
Saudi Arabia	1.354.209	445.299	-67,12	3.265.268	1.035.551	-68,29
Israel	40.024	18.830	-52,95	68.972	36.671	-46,83
Jordan	18.830	-	-	48.017	-	-
Lebanon	205.818	16.980	-91,75	462.604	29.715	-93,58
Turkey	-	20.982	-	-	54.490	-
United Arab Emirates	500.944	435.386	-13,09	1.239.799	1.047.401	-15,52
Qatar	-	6.078	-	-	9.947	-
Egypt	75.320	-	-	186.040	-	-
Kenya	44.148	22.074	-50,00	55.185	33.663	-39,00
Nigeria	-	110.370	-	-	176.592	-
Australia	1.388.949	1.264.358	-8,97	3.539.223	3.314.158	-6,36
New Zealand	132.408	268.410	102,71	291.312	512.475	75,92
Micronesia, Fed. States of	299	-	-	129	-	-
Guam	-	221	-	-	225	-
New Caledonia	-	75	-	-	414	-
Fiji	5.640	-	-	34.030	-	-
Samoa	-	1.835	-	-	4.938	-
Solomon Islands	17.116	21.961	28,30	26.846	34.902	30,01
Tonga	1.050	-	-	748	-	-
East Timor	283.018	333.899	17,98	255.309	333.931	30,79
United States	2.361.336	2.031.682	-13,96	4.832.553	5.848.098	21,01
Canada	39.341	60.000	52,51	77.706	105.000	35,12
Suriname	5.400	-	-	31.050	-	-
Brazil	100	-	-	180	-	-
Puerto Rico	220.608	275.761	25,00	534.672	669.247	25,17
Dominican Republic	19.368	-	-	47.520	-	-
United Kingdom	553.956	640.224	15,57	1.419.586	1.726.784	21,64
Netherlands	7.768.970	4.679.425	-39,77	16.594.832	8.657.419	-47,83
France	39.600	39.600	0,00	100.136	120.065	19,90
Germany, Fed. Rep. of	-	113	-	-	12	-
Denmark	20.982	18	-99,91	54.553	4	-99,99
Italy	2.000	-	-	8.000	-	-
Spain	950.052	681.654	-28,25	2.173.268	1.557.147	-28,35
Kazakhstan	214.500	-	-	568.425	-	-
Slovenia	75	50	-33,33	1.376	981	-28,74
<b>Glukosa dan Sejenisnya</b>	<b>26.542.757</b>	<b>25.473.667</b>	<b>-4,03</b>	<b>39.798.543</b>	<b>42.436.481</b>	<b>6,63</b>
Japan	546.214	283.781	-48,05	618.068	380.265	-38,48
Hong Kong	59.194	52.297	-11,65	88.878	85.572	-3,72
Korea, Republic of	801.481	398.318	-50,30	1.208.342	668.461	-44,68
Taiwan	180.553	171.825	-4,83	280.760	275.971	-1,71
China	25.566	87.417	241,92	54.723	130.607	138,67
Papua New Guinea	433	-	-	778	-	-
Thailand	28.401	309.125	988,45	37.810	297.609	687,11
Singapore	1.216.875	1.388.821	14,13	1.718.945	1.797.108	4,55

Lanjutan Tabel 3.6

Komoditas/Negara Tujuan	Berat Bersih (kg)		Perub %	Nilai FOB (US\$)		Perub %
	Jan-Jul 2023	Jan-Jul 2024		Jan-Jul 2023	Jan-Jul 2024	
	(1)	(2)	(3)	(4)	(5)	(6)
Philippines	375.030	164.951	-56,02	323.248	168.369	-47,91
Malaysia	1.920.471	1.329.598	-30,77	1.334.067	1.152.250	-13,63
Myanmar	200	100	-50,00	820	460	-43,90
Cambodia	568	1.031	81,61	2.974	2.943	-1,04
Brunei Darussalam	5.254	6.609	25,79	27.366	22.401	-18,14
Viet Nam	524.970	1.189.328	126,55	399.707	608.242	52,17
Maldives	723	-	-	993	-	-
India	1.239.993	101.857	-91,79	849.164	499.978	-41,12
Pakistan	16.681	11.752	-29,55	35.809	26.492	-26,02
Bangladesh	-	61.220	-	-	53.483	-
Sri Lanka	219.075	186.955	-14,66	365.418	362.570	-0,78
Iraq	6.505	145.335	2.134,18	13.043	146.245	1.021,22
Saudi Arabia	1.289.194	575.088	-55,39	1.518.791	748.882	-50,69
Israel	38.242	20.426	-46,59	68.522	37.296	-45,57
Kuwait	3.882	7.596	95,65	11.866	21.665	82,59
Jordan	2.897	4.264	47,17	9.380	16.533	76,26
Lebanon	4.500	5.000	11,11	10.475	11.500	9,79
Palestina	1.742	-	-	6.938	-	-
Oman	941	-	-	3.337	-	-
Turkey	5.000	10.000	100,00	11.500	23.000	100,00
United Arab Emirates	600.225	609.484	1,54	622.902	602.870	-3,22
Qatar	2.686	1.909	-28,91	11.562	10.708	-7,39
Bahrain	-	195	-	-	1.346	-
Somalia	-	166	-	-	553	-
Kenya	-	86.222	-	-	104.175	-
Reunion	150	2.416	1.510,67	9.600	7.524	-21,63
Togo	30.773	40.325	31,04	58.682	81.261	38,48
Ghana	-	1.500	-	-	6.966	-
Nigeria	66.222	96.566	45,82	99.333	152.258	53,28
Senegal	-	300	-	-	184	-
Mauritania	-	219	-	-	1.080	-
Seychelles	550	-	-	578	-	-
South Africa	93.294	45.000	-51,77	158.340	79.090	-50,05
Australia	371.818	381.225	2,53	763.425	774.299	1,42
New Zealand	1.043.351	426.037	-59,17	986.683	418.321	-57,60
Fiji	96.000	96.000	-0	72.720	72.240	-0,66
Kiribati	1.143	-	-	1.171	-	-
East Timor	10.448	21.577	106,52	26.262	30.491	16,10
United States	12.624.909	13.620.250	7,88	21.368.434	24.603.954	15,14
Canada	306.121	322.894	5,48	753.881	800.137	6,14
Mexico	146.000	52.000	-64,38	217.880	97.680	-55,17
Suriname	1.500	-	-	4.000	-	-
Chile	30.310	17.000	-43,91	55.471	27.030	-51,27
Argentina	9	18.000	199.900,00	13	33.660	254.321,77
Brazil	392.895	207.838	-47,10	754.428	425.161	-43,64
Colombia	-	5.600	-	-	17.540	-
Ecuador	1.120	10.825	866,52	2.688	20.799	673,75
Peru	19.464	15.000	-22,93	54.827	40.440	-26,24
Puerto Rico	24.840	52.000	109,34	52.909	119.600	126,05
Dominican Republic	2.700	24.774	817,55	6.885	37.961	451,36
United Kingdom	240.886	525.316	118,08	562.667	1.288.551	129,01
Netherlands	711.247	852.410	19,85	1.542.616	1.885.748	22,24
France	87.451	53.003	-39,39	243.319	133.033	-45,33
Germany, Fed. Rep. of	405.589	649.231	60,07	897.668	1.516.904	68,98
Belgium	26.078	78.140	199,64	58.232	173.905	198,64
Switzerland	10	-	-	182	-	-
Norway	12.000	-	-	28.800	-	-
Sweden	25	-	-	65	-	-
Finland	23.800	12.000	-49,58	54.136	25.800	-52,34
Italy	363	362	-0,21	2.433	394	-83,81
Spain	54.015	93.325	72,78	104.046	193.418	85,90
Portugal	40.400	18.000	-55,45	94.352	41.040	-56,50
Greece	218.050	143.050	-34,40	436.770	288.515	-33,94
Hungary	30.296	42.000	38,63	50.551	73.800	45,99
Poland	90.550	54.850	-39,43	181.820	103.823	-42,90
Romania	1.500	2.720	81,36	4.350	9.323	114,32
Bulgaria	40.000	19.000	-52,50	88.800	45.150	-49,16
Lithuania	-	35.750	-	-	74.100	-
Estonia	34.136	5.000	-85,35	84.089	12.700	-84,90
Georgia	-	2.240	-	-	5.498	-
Croatia	31.270	-	-	76.692	-	-
Slovakia	-	33.054	-	-	68.231	-
Slovenia	-	18.850	-	-	39.585	-
Czech Republic	19.000	37.811	99,00	34.000	81.877	140,81
Russia Federation	84.000	117.504	39,89	145.158	242.377	66,97
Serbia	10.980	12.040	9,65	23.400	27.480	17,43
<b>Makanan Bayi</b>	<b>8.938.930</b>	<b>9.031.391</b>	<b>1,03</b>	<b>39.397.293</b>	<b>34.742.819</b>	<b>-11,81</b>
Japan	2.640	2.291	-13,21	4.104	4.160	1,37
Hong Kong	25.678	21.714	-15,44	66.294	39.594	-40,28
Korea, Republic of	108.983	80.050	-26,55	593.516	447.106	-24,67

Lanjutan Tabel 3.6

Komoditas/Negara Tujuan	Berat Bersih (kg)		Perub %	Nilai FOB (US\$)		Perub %
	Jan-Jul 2023	Jan-Jul 2024		Jan-Jul 2023	Jan-Jul 2024	
	(1)	(2)	(3)	(4)	(5)	(6)
Taiwan	1.742	2.718	56,05	3.463	5.001	44,44
China	2	35	2.240,00	2	23	966,98
Papua New Guinea	4.096	441	-89,23	15.792	715	-95,47
Thailand	95.974	226.488	135,99	583.964	908.019	55,49
Singapore	46.597	29.618	-36,44	311.801	185.640	-40,46
Philippines	215.993	241.043	11,60	861.323	1.033.853	20,03
Malaysia	5.835.313	7.102.326	21,71	20.361.506	24.151.603	18,61
Myanmar	3.203	-	-	33.092	-	-
Cambodia	2.236.012	819.606	-63,35	14.696.813	5.120.147	-65,16
Brunei Darussalam	50.937	47.970	-5,82	177.902	172.194	-3,21
Viet Nam	2.758	8.500	208,22	18.280	57.158	212,68
Maldives	3.701	11.290	205,06	25.611	80.146	212,94
Pakistan	60.758	71.150	17,10	314.389	323.916	3,03
Sri Lanka	119.028	199.698	67,77	696.062	1.005.555	44,46
Saudi Arabia	5.009	1.446	-71,14	91.410	7.587	-91,70
Kuwait	-	5.011	-	-	97.840	-
Yemen	1.200	446	-62,80	275	3.311	1.103,93
Oman	21.090	648	-96,93	23.640	12.010	-49,20
Turkey	10.651	-	-	67.514	-	-
United Arab Emirates	10.778	39.328	264,89	195.928	489.084	149,62
Qatar	-	1.200	-	-	22.242	-
Bahrain	-	1.032	-	-	19.126	-
Morocco	6.962	-	-	30.855	-	-
Madagascar	-	1	-	-	2	-
Nigeria	1.681	200	-88,10	6.501	1.913	-70,57
Australia	775	3.980	413,78	2.940	20.914	611,35
Vanuatu	5	-	-	225	-	-
Kiribati	736	-	-	1.265	-	-
East Timor	41.011	94.165	129,61	136.047	467.679	243,76
United States	2	22	975,00	340	1.932	469,05
United Kingdom	408	422	3,53	919	1.083	17,82
Netherlands	23.108	18.471	-20,07	71.409	61.321	-14,13
Germany, Fed. Rep. of	25	-	-	61	-	-
Switzerland	-	65	-	-	1.882	-
Norway	2.074	-	-	4.049	-	-
Russia Federation	-	17	-	-	64	-
<b>Kayu Manis Bubuk</b>	<b>7.450.098</b>	<b>8.082.147</b>	<b>8,48</b>	<b>30.427.574</b>	<b>29.605.411</b>	<b>-2,70</b>
Japan	3.992	10.496	162,94	27.544	31.549	14,54
Hong Kong	5	2.617	55.579,85	73	14.337	19.478,11
Korea, Republic of	2.054	250	-87,83	12.992	1.125	-91,34
Taiwan	1.845	7.438	303,13	1.977	4.003	102,48
China	3	2.025	65.213,03	6	21.096	356.310,26
Thailand	15.272	49.452	223,80	36.978	225.798	510,63
Singapore	7.431	2.919	-60,71	40.098	20.445	-49,01
Philippines	40.927	41.426	1,22	271.940	275.625	1,36
Malaysia	52.529	38.832	-26,07	163.841	104.777	-36,05
Cambodia	-	101	-	-	169	-
Viet Nam	228.000	214.495	-5,92	800.720	623.711	-22,11
India	154.000	288.000	87,01	841.394	1.480.842	76,00
Bangladesh	-	318	-	-	2.191	-
Saudi Arabia	1.750	800	-54,29	13.688	3.000	-78,08
Israel	39.000	13.025	-66,60	206.830	56.066	-72,89
Turkey	8.000	7.000	-12,50	31.966	22.750	-28,83
Egypt	200	7.000	3.400,00	900	31.500	3.400,00
Morocco	-	998	-	-	9.988	-
South Africa	4.000	-	-	9.694	-	-
Australia	96.899	130.464	34,64	428.535	565.849	32,04
New Zealand	-	800	-	-	7.160	-
United States	5.505.453	6.147.094	11,65	22.342.991	21.846.155	-2,22
Canada	64.500	154.960	140,25	215.451	528.511	145,30
Panama	25.000	25.000	-0	115.977	84.517	-27,13
Chile	5.000	998	-80,04	14.875	9.284	-37,59
Argentina	4.000	5.000	25,00	11.133	11.111	-0,20
Brazil	3.000	-	-	7.875	-	-
United Kingdom	81.750	3.775	-95,38	411.844	20.650	-94,99
Netherlands	265.500	332.309	25,16	1.123.856	1.231.777	9,60
France	177.501	75.099	-57,69	648.328	272.616	-57,95
Germany, Fed. Rep. of	32.000	78.046	143,89	89.065	261.820	193,97
Belgium	500	38.000	7.500,00	1.918	95.975	4.904,15
Denmark	-	12.000	-	-	34.000	-
Norway	-	2.000	-	-	5.500	-
Sweden	191.000	159.000	-16,75	1.063.950	848.628	-20,24
Finland	50.000	50.000	-0	141.375	114.875	-18,74
Italy	16.850	25.050	48,66	76.350	192.582	152,24
Spain	-	9.000	-	-	59.050	-
Portugal	42.500	28.000	-34,12	125.385	71.475	-43,00
Hungary	800	1.200	50,00	3.600	5.400	50,00
Poland	12.500	2.160	-82,72	34.700	18.338	-47,15
Romania	70.028	-	-	226.210	-	-
Kazakhstan	31.000	-	-	69.750	-	-



Lanjutan Tabel 3.6

Komoditas/Negara Tujuan	Berat Bersih (kg)		Perub %	Nilai FOB (US\$)		Perub %
	Jan-Jul 2023	Jan-Jul 2024		Jan-Jul 2023	Jan-Jul 2024	
	(1)	(2)	(3)	(4)	(5)	(6)
Latvia	11.000	11.000	-0	30.850	32.542	5,48
Estonia	67.500	45.000	-33,33	387.900	228.600	-41,07
Croatia	24.000	38.000	58,33	59.800	65.923	10,24
Russia Federation	112.810	21.000	-81,38	335.216	64.103	-80,88
<b>Biji Pala, Bunga Pala dan Kapulaga Bubuk</b>	<b>2.201.059</b>	<b>2.312.238</b>	<b>5,05</b>	<b>20.959.190</b>	<b>20.448.738</b>	<b>-2,44</b>
Japan	110.315	116.283	5,41	1.672.939	1.471.724	-12,03
Hong Kong	30	1.299	4.202,93	418	15.390	3.583,54
Korea, Republic of	3.000	3.000	-0	39.000	34.200	-12,31
Taiwan	180	66	-63,62	2.692	732	-72,82
China	11.149	76	-99,32	61.867	146	-99,76
Thailand	-	12.879	-	-	94.820	-
Singapore	475	642	35,34	6.730	7.344	9,11
Philippines	12.075	8.589	-28,87	75.346	45.319	-39,85
Malaysia	14.525	17.412	19,88	118.768	122.748	3,35
Viet Nam	54.100	28.300	-47,69	390.685	208.432	-46,65
India	98.100	319.185	225,37	585.496	1.571.994	168,49
Iran (Islamic Republic of)	-	2.000	-	-	9.300	-
Lebanon	-	2.000	-	-	10.800	-
Turkey	5.500	8.000	45,45	50.027	58.750	17,44
United Arab Emirates	-	1.000	-	-	1.745	-
Qatar	1	1	-50,00	2	5	147,85
Egypt	500	9.040	1.708,00	4.375	90.491	1.968,36
South Africa	10.000	-	-	77.235	-	-
Mauritius	32	-	-	615	-	-
Australia	25.045	5.737	-77,09	219.880	75.915	-65,47
East Timor	-	3	-	-	52	-
United States	284.612	422.503	48,45	2.265.381	3.701.674	63,40
Canada	59.125	47.747	-19,24	340.235	317.768	-6,60
Mexico	-	14.380	-	-	87.000	-
Argentina	92.263	85.829	-6,97	475.196	447.952	-5,73
Brazil	16.000	10.000	-37,50	83.400	99.956	19,85
Colombia	-	2.198	-	-	14.400	-
Uruguay	8.500	-	-	41.179	-	-
Jamaica	13.600	27.216	100,12	80.010	152.146	90,16
Dominican Republic	11.000	11.653	5,94	57.951	57.420	-0,92
United Kingdom	111.200	47.272	-57,49	1.149.518	434.922	-62,16
Netherlands	586.425	522.951	-10,82	5.906.475	5.578.450	-5,55
France	70.031	77.713	10,97	924.213	924.914	0,08
Germany, Fed. Rep. of	307.600	330.709	7,51	3.192.666	2.964.394	-7,15
Belgium	82.200	42.983	-47,71	1.173.023	537.515	-54,18
Denmark	-	20.000	-	-	242.150	-
Italy	67.501	18.901	-72,00	617.655	130.781	-78,83
Spain	56.000	68.331	22,02	636.643	762.617	19,79
Greece	2.050	4.000	95,12	18.278	30.000	64,13
Hungary	425	1.425	235,29	3.719	14.036	277,45
Poland	24.000	-	-	145.652	-	-
Bulgaria	-	3.000	-	-	20.400	-
Kazakhstan	6.000	-	-	23.400	-	-
Ukraine	-	5.000	-	-	46.600	-
Estonia	20.000	-	-	248.875	-	-
Slovakia	11.000	-	-	146.308	-	-
Russia Federation	26.500	12.915	-51,26	123.336	63.740	-48,32
<b>Olahan Produk Susu Lainnya</b>	<b>11.888.989</b>	<b>14.909.399</b>	<b>25,41</b>	<b>18.524.542</b>	<b>23.006.357</b>	<b>24,19</b>
Japan	8.633	3	-99,97	13.728	6	-99,96
Hong Kong	90.994	91.856	0,95	182.483	127.392	-30,19
Korea, Republic of	9.238	47.437	413,49	20.710	107.995	421,46
Taiwan	24.950	25.007	0,23	74.058	71.695	-3,19
China	40.282	178	-99,56	47.554	688	-98,55
Mongolia	1.109	1.190	7,36	6.868	7.416	7,99
Papua New Guinea	3.152.280	3.053.887	-3,12	3.538.481	3.202.826	-9,49
Thailand	469.762	1.268.333	169,99	692.248	2.210.281	219,29
Singapore	562.720	236.723	-57,93	1.072.479	745.212	-30,51
Philippines	3.305.040	4.707.556	42,44	6.829.097	9.144.154	33,90
Malaysia	1.008.056	592.190	-41,25	1.742.873	1.401.535	-19,58
Myanmar	136.703	31.030	-77,30	187.064	124.632	-33,37
Cambodia	616.540	2.192.151	255,56	504.378	1.807.980	258,46
Brunei Darussalam	104.362	123.151	18,00	221.213	194.581	-12,04
Viet Nam	97.022	159.656	64,56	198.752	205.636	3,46
Maldives	1.241.209	1.205.668	-2,86	1.628.318	1.563.280	-3,99
Saudi Arabia	9.109	76.202	736,60	61.395	260.467	324,25
United Arab Emirates	86	-	-	97	-	-
Sierra Leone	31	70	127,27	253	516	103,63
Cote D'Ivoire	-	3.993	-	-	1.358	-
Comoros	17.869	19.695	10,22	21.062	23.075	9,56
Australia	24.723	12.244	-50,48	53.917	25.555	-52,60
New Zealand	23.032	83	-99,64	52.031	360	-99,31
Micronesia, Fed. States of	135	-	-	212	-	-
Vanuatu	55.294	260	-99,53	64.641	2.634	-95,93

Lanjutan Tabel 3.6

Komoditas/Negara Tujuan	Berat Bersih (kg)		Perub %	Nilai FOB (US\$)		Perub %
	Jan-Jul 2023	Jan-Jul 2024		Jan-Jul 2023	Jan-Jul 2024	
	(1)	(2)	(3)	(4)	(5)	(6)
Kiribati	3.352	2.704	-19,34	4.836	5.224	8,02
Marshall Islands	270	-	-	407	-	-
Samoa	50.446	12.718	-74,79	88.358	24.204	-72,61
Solomon Islands	77.064	110.612	43,53	85.851	123.907	44,33
Tonga	24.406	69.810	186,03	46.366	107.822	132,54
East Timor	601.092	809.792	34,72	870.510	1.416.573	62,73
United States	133.180	55.194	-58,56	214.301	99.313	-53,66
Canada	-	3	-	-	40	-
Netherlands	1	-	-	2	-	-
<b>Kopra</b>	<b>23.531.121</b>	<b>19.846.172</b>	<b>-15,66</b>	<b>17.024.393</b>	<b>15.997.727</b>	<b>-6,03</b>
China	28.000	-	-	12.600	-	-
Thailand	-	80.900	-	-	20.175	-
Singapore	12	26.509	220.442,96	14	8.699	63.350,84
Malaysia	354.280	1.618	-99,54	181.482	764	-99,58
India	4.132.386	5.131.498	24,18	3.112.056	4.311.678	38,55
Pakistan	874.054	443.180	-49,30	757.187	448.754	-40,73
Bangladesh	18.142.389	14.162.467	-21,94	12.961.055	11.207.656	-13,53
<b>Tepung Terigu</b>	<b>27.881.915</b>	<b>46.923.656</b>	<b>68,29</b>	<b>16.395.114</b>	<b>12.458.332</b>	<b>-24,01</b>
Hong Kong	235.184	189.357	-19,49	164.767	133.289	-19,10
Taiwan	11.895	10.653	-10,44	10.207	9.079	-11,04
China	34	45	33,63	23	33	40,46
Papua New Guinea	12.335.314	28.178.198	128,44	7.301.010	3.109.722	-57,41
Thailand	134.400	39.029	-70,96	83.846	24.597	-70,66
Singapore	901.842	1.007.029	11,66	664.509	712.273	7,19
Philippines	719.000	1.680.000	133,66	391.365	775.005	98,03
Malaysia	2.809.130	5.535.146	97,04	1.577.871	2.546.571	61,39
Cambodia	-	888	-	-	659	-
Brunei Darussalam	164.740	148.205	-10,04	107.504	89.003	-17,21
Saudi Arabia	-	16	-	-	26	-
United Arab Emirates	-	18	-	-	6	-
Australia	20.491	13.320	-35,00	40.082	16.757	-58,19
New Caledonia	210	808	284,95	436	1.114	155,66
Samoa	-	47.750	-	-	21.443	-
Solomon Islands	404.000	638.375	58,01	250.847	327.576	30,59
East Timor	10.122.597	9.432.222	-6,82	5.789.169	4.687.544	-19,03
United States	3	-	-	3	-	-
French Polynesia	23.000	-	-	13.440	-	-
Netherlands	-	2.522	-	-	3.633	-
France	1	-	-	2	-	-
Italy	75	75	0,25	34	2	-94,03
<b>Kecap</b>	<b>9.513.554</b>	<b>9.938.568</b>	<b>4,47</b>	<b>14.411.214</b>	<b>15.546.163</b>	<b>7,88</b>
Japan	136.732	232.300	69,89	258.776	466.048	80,10
Hong Kong	203.252	182.766	-10,08	387.553	344.485	-11,11
Korea, Republic of	55.156	96.095	74,22	118.685	215.554	81,62
Taiwan	184.044	306.955	66,78	357.278	538.763	50,80
China	80.332	71.209	-11,36	127.253	118.232	-7,09
Papua New Guinea	8.503	2.900	-65,89	9.848	5.785	-41,26
Thailand	310.763	86.405	-72,20	466.822	120.948	-74,09
Singapore	241.844	305.745	26,42	358.531	416.620	16,20
Philippines	327.467	238.267	-27,24	525.398	362.550	-31,00
Malaysia	2.133.694	2.398.345	12,40	2.468.980	2.814.230	13,98
Myanmar	99.689	48.094	-51,76	142.806	71.819	-49,71
Cambodia	40.287	16.815	-58,26	92.557	57.294	-38,10
Brunei Darussalam	218.517	275.085	25,89	360.169	469.665	30,40
Viet Nam	22.666	13.692	-39,60	34.737	16.899	-51,35
Maldives	24	46	91,67	24	44	83,33
India	30.099	19.284	-35,93	60.449	36.020	-40,41
Saudi Arabia	1.534.204	1.141.205	-25,62	2.574.125	1.904.949	-26,00
Kuwait	145.381	347.830	139,25	263.540	636.961	141,69
Jordan	13.237	8.016	-39,45	21.489	12.539	-41,65
Yemen	1.331	7.127	435,41	1.500	14.665	877,67
Oman	21.968	20.471	-6,81	39.855	36.946	-7,30
United Arab Emirates	186.459	248.019	33,01	355.192	464.915	30,89
Qatar	49.271	63.533	28,95	84.620	126.241	49,19
Bahrain	3.816	8.081	111,78	9.021	19.574	116,98
Egypt	-	13.532	-	-	3.176	-
Namibia	-	6.529	-	-	11.713	-
Somalia	-	33	-	-	139	-
South Africa	6.886	2.546	-63,03	19.574	6.096	-68,86
Australia	1.077.800	1.448.472	34,39	1.837.618	2.578.440	40,31
New Zealand	133.794	217.571	62,62	223.429	376.514	68,52
Cook Islands	-	5	-	-	178	-
Kiribati	187	-	-	875	-	-
Tonga	648	-	-	1.213	-	-
East Timor	427.819	354.973	-17,03	673.408	556.572	-17,35
United States	542.977	401.426	-26,07	967.300	728.260	-24,71
Canada	117.289	133.504	13,82	205.014	242.896	18,48
Suriname	700	525	-25,00	3.000	2.475	-17,50



Lanjutan Tabel 3.6

Komoditas/Negara Tujuan	Berat Bersih (kg)		Perub %	Nilai FOB (US\$)		Perub %
	Jan-Jul 2023	Jan-Jul 2024		Jan-Jul 2023	Jan-Jul 2024	
(1)	(2)	(3)	(4)	(5)	(6)	(7)
Chile	183	102	-44,30	555	361	-34,85
Peru	264	-	-	1.334	-	-
Trinidad and Tobago	55	-	-	71	-	-
United Kingdom	192	66.083	34.318,08	1.160	121.553	10.378,69
Netherlands	1.107.315	1.085.527	-1,97	1.236.111	1.359.402	9,97
Germany, Fed. Rep. of	13.622	8.327	-38,88	66.001	35.635	-46,01
Norway	35.051	23.456	-33,08	55.308	35.186	-36,38
Poland	-	37.673	-	-	215.820	-
Bulgaria	35	-	-	35	-	-
<b>Tepung Lainnya</b>	<b>9.527.565</b>	<b>8.073.070</b>	<b>-15,27</b>	<b>13.728.897</b>	<b>13.041.079</b>	<b>-5,01</b>
Japan	783.760	717.000	-8,52	268.723	255.154	-5,05
Hong Kong	28.059	1.291	-95,40	96.588	4.620	-95,22
Korea, Republic of	19.600	977	-95,02	17.248	5.057	-70,68
Taiwan	62.330	52.156	-16,32	54.947	62.446	13,65
China	786.119	496.242	-36,87	3.153.805	2.005.256	-36,42
Papua New Guinea	-	112	-	-	123	-
Thailand	69.012	74.031	7,27	170.761	216.947	27,05
Singapore	1.619.230	2.020.923	24,81	6.558.293	6.115.400	-6,75
Philippines	41.324	10.372	-74,90	212.183	62.000	-70,78
Malaysia	5.653.196	3.784.162	-33,06	1.866.592	1.968.520	5,46
Brunei Darussalam	19.252	-	-	26.231	-	-
Maldives	1.905	338	-82,24	10.520	1.719	-83,66
Saudi Arabia	17.100	-	-	23.545	-	-
Yemen	19.600	-	-	20.660	-	-
United Arab Emirates	17.520	19.408	10,77	10.644	4.742	-55,45
Australia	-	11.369	-	-	13.551	-
New Zealand	160	507	216,25	501	605	20,78
East Timor	10.995	453.956	4.028,60	12.390	315.380	2.445,50
United States	48.767	50.222	2,98	429.994	646.059	50,25
Canada	12.442	2	-99,99	69.051	2	-100,00
Argentina	-	8.400	-	-	6.518	-
Brazil	113.010	82.803	-26,73	110.343	144.734	31,17
Trinidad and Tobago	15.435	15.435	-0	72.267	70.044	-3,08
Jamaica	87.091	199.066	128,57	426.470	952.854	123,43
Belize	-	24.883	-	-	123.172	-
Costa Rica	4.000	-	-	3.300	-	-
United Kingdom	480	18.000	3.650,00	1.230	20.700	1.582,93
Netherlands	820	2.392	191,56	9.643	7.131	-26,05
France	3	23	820,00	108	40	-63,37
Italy	50.025	25.000	-50,02	65.012	33.125	-49,05
Bulgaria	10	-	-	20	-	-
Ukraine	3.500	-	-	2.800	-	-
Croatia	-	4.000	-	-	5.180	-
Russia Federation	42.820	-	-	35.027	-	-
<b>Kepiting Dibekukan</b>	<b>1.126.057</b>	<b>1.478.865</b>	<b>31,33</b>	<b>17.570.585</b>	<b>8.719.119</b>	<b>-50,38</b>
Japan	362.742	319.878	-11,82	9.818.271	2.659.616	-72,91
Hong Kong	79.520	90.331	13,60	533.235	660.375	23,84
Korea, Republic of	-	160	-	-	480	-
Taiwan	30.454	55.011	80,64	288.046	492.560	71,00
China	25.120	65.436	160,49	40.192	86.513	115,25
Thailand	317	190	-40,06	960	570	-40,59
Singapore	69.426	77.739	11,97	413.437	459.451	11,13
Malaysia	278.434	632.004	126,99	716.166	1.602.893	123,82
Viet Nam	-	14.083	-	-	91.411	-
United Arab Emirates	4.000	-	-	39.990	-	-
Cyprus	2.508	6.872	173,98	11.526	39.969	246,78
Mauritius	581	-	-	555	-	-
Australia	60.348	65.598	8,70	807.675	740.583	-8,31
New Zealand	2.000	-	-	20.720	-	-
United States	179.901	122.943	-31,66	4.442.950	1.429.966	-67,81
Canada	9.000	-	-	101.400	-	-
United Kingdom	21.605	13.896	-35,68	334.283	194.037	-41,95
Netherlands	-	9.600	-	-	225.695	-
Denmark	-	4.922	-	-	34.000	-
Greece	102	201	97,44	1.181	1.000	-15,33
<b>Saus</b>	<b>5.962.721</b>	<b>6.863.272</b>	<b>15,10</b>	<b>11.804.185</b>	<b>12.418.346</b>	<b>5,20</b>
Japan	108.180	191.281	76,82	263.592	523.795	98,71
Hong Kong	139.498	290.117	107,97	304.887	523.092	71,57
Korea, Republic of	48.201	73.597	52,69	143.808	186.331	29,57
Taiwan	342.780	489.671	42,85	884.901	1.155.674	30,60
China	195.514	16.060	-91,79	288.600	60.405	-79,07
Papua New Guinea	9.604	11.915	24,06	18.618	19.385	4,12
Thailand	21.337	68.856	222,71	49.093	105.982	115,88
Singapore	527.605	737.851	39,85	576.383	739.356	28,28
Philippines	207.375	416.318	100,76	297.278	638.269	114,70
Malaysia	652.996	732.026	12,10	1.062.714	1.190.970	12,07
Myanmar	986	-	-	1.924	-	-
Cambodia	26.966	32.350	19,96	57.729	63.716	10,37

Lanjutan Tabel 3.6

Komoditas/Negara Tujuan	Berat Bersih (kg)		Perub %	Nilai FOB (US\$)		Perub %
	Jan-Jul 2023	Jan-Jul 2024		Jan-Jul 2023	Jan-Jul 2024	
	(1)	(2)	(3)	(4)	(5)	(6)
Brunei Darussalam	76.903	60.318	-21,57	159.420	135.166	-15,21
Viet Nam	13.665	64.713	373,58	27.014	122.323	352,81
Maldives	234	6	-97,43	694	21	-96,97
Saudi Arabia	2.200.382	2.064.132	-6,19	4.800.048	3.660.891	-23,73
Kuwait	247.864	281.863	13,72	483.050	544.793	12,78
Jordan	12.228	4.637	-62,08	21.278	7.857	-63,08
Yemen	-	31.173	-	-	74.965	-
Oman	38.185	28.315	-25,85	63.653	47.221	-25,82
United Arab Emirates	162.070	190.958	17,82	341.093	382.055	12,01
Qatar	75.102	80.153	6,72	136.364	163.315	19,76
Bahrain	5.239	4.023	-23,21	11.749	9.626	-18,07
Namibia	-	3.363	-	-	7.296	-
Somalia	-	241	-	-	631	-
Togo	6	-	-	14	-	-
Nigeria	50.000	131.940	163,88	211.950	547.984	158,54
Cote D'Ivoire	108	-	-	743	-	-
Australia	177.051	193.262	9,16	417.900	431.943	3,36
New Zealand	7.002	11.182	59,68	24.237	24.741	2,08
Micronesia, Fed. States of	670	-	-	1.692	-	-
Guam	182	-	-	676	-	-
Cook Islands	-	10	-	-	15	-
Fiji	-	11.772	-	-	21.646	-
Samoa	24	-	-	120	-	-
Solomon Islands	3.139	1.267	-59,63	7.255	3.108	-57,17
East Timor	397.314	506.999	27,61	550.387	664.476	20,73
United States	103.115	43.457	-57,86	303.540	127.744	-57,92
Canada	2.002	1.887	-5,77	4.520	4.787	5,90
Suriname	-	150	-	-	950	-
Chile	53	41	-23,60	164	129	-21,53
Peru	1.068	-	-	2.135	-	-
United Kingdom	2.100	102	-95,14	3.326	259	-92,21
Netherlands	97.786	82.272	-15,86	265.129	217.134	-18,10
France	11	-	-	16	-	-
Denmark	-	3	-	-	-0	-
Norway	8.174	4.994	-38,91	16.492	10.296	-37,57
<b>Daging Ternak</b>	<b>1.020.426</b>	<b>948.184</b>	<b>-7,08</b>	<b>11.559.548</b>	<b>9.354.485</b>	<b>-19,08</b>
Japan	2.600	-	-	13.000	-	-
Hong Kong	40.918	4.540	-88,90	265.346	37.130	-86,01
Korea, Republic of	-	11.000	-	-	74.250	-
Taiwan	423	-	-	10.000	-	-
China	89.478	93.303	4,27	3.373.928	1.640.048	-51,39
Malaysia	-	1.095	-	-	3.565	-
Lao People'S Dem. Rep.	500	-	-	3.500	-	-
Canada	-	400	-	-	10.550	-
France	637.476	663.754	4,12	5.476.091	5.901.391	7,77
Belgium	249.031	174.092	-30,09	2.417.684	1.687.551	-30,20
<b>Agar-Agar</b>	<b>626.817</b>	<b>817.004</b>	<b>30,34</b>	<b>9.386.189</b>	<b>10.726.985</b>	<b>14,28</b>
Japan	113.708	119.706	5,27	1.827.068	1.871.984	2,46
Korea, Republic of	18.751	46.502	147,99	285.578	608.330	113,02
Taiwan	7.501	12.608	68,10	122.846	196.053	59,59
China	184.559	137.277	-25,62	2.689.392	1.437.568	-46,55
Thailand	2.002	3.500	74,80	33.078	57.301	73,23
Philippines	-	8.000	-	-	96.800	-
Malaysia	12.448	21.824	75,32	226.772	338.025	49,06
Viet Nam	1	2	66,67	5	32	484,31
India	37.751	87.000	130,46	669.903	1.385.556	106,83
Saudi Arabia	1.915	-	-	35.815	-	-
Turkey	16.751	1	-100,00	247.422	3	-100,00
United Arab Emirates	-	1	-	-	1	-
Australia	-	202	-	-	6.460	-
United States	40.000	147.326	268,32	596.746	1.714.796	187,36
Argentina	-	2	-	-	6	-
Brazil	-0	500	249.900,00	5	7.400	136.431,37
United Kingdom	1	-	-	8	-	-
Netherlands	444	101	-77,27	15.356	3.524	-77,05
Germany, Fed. Rep. of	11.000	7.000	-36,36	178.786	112.617	-37,01
Italy	119.984	176.953	47,48	1.590.079	2.167.547	36,32
Spain	-0	12.500	4.166.666,67	8	147.500	1.880.079,48
Azerbaijan	7.000	-	-	106.998	-	-
Kazakhstan	12.000	12.000	0,00	213.491	192.682	-9,75
Latvia	11.000	-	-	184.250	-	-
Estonia	8.000	-	-	134	-	-
Russia Federation	21.000	24.000	14,29	346.750	382.800	10,40
Serbia	1.000	-	-	15.700	-	-
<b>Olahan Susu Segar dan Krim</b>	<b>5.733.430</b>	<b>9.119.347</b>	<b>59,06</b>	<b>7.389.900</b>	<b>10.126.078</b>	<b>37,03</b>
Japan	-	6	-	-	59	-
Hong Kong	284.600	317.534	11,57	286.645	298.557	4,16
Korea, Republic of	48	31.253	65.010,99	47	47.099	100.971,40

Lanjutan Tabel 3.6

Komoditas/Negara Tujuan	Berat Bersih (kg)		Perub %	Nilai FOB (US\$)		Perub %
	Jan-Jul 2023	Jan-Jul 2024		Jan-Jul 2023	Jan-Jul 2024	
	(1)	(2)	(3)	(4)	(5)	(6)
Taiwan	122.406	147.546	20,54	243.289	273.456	12,40
China	3.139	639	-79,66	525	702	33,85
Papua New Guinea	909.917	1.612.929	77,26	1.193.827	1.931.478	61,79
Thailand	-	71	-	-	94	-
Singapore	2.507.801	2.920.954	16,47	2.084.587	2.473.981	18,68
Philippines	278.277	2.109.406	658,02	241.272	1.354.867	461,55
Malaysia	55.617	88.161	58,52	84.811	120.119	41,63
Cambodia	57.038	33.307	-41,61	61.415	34.903	-43,17
Brunei Darussalam	861.174	905.569	5,16	773.737	828.120	7,03
Viet Nam	-	12.305	-	-	9.350	-
Maldives	81.258	28.676	-64,71	96.210	37.565	-60,95
Pakistan	-	1.804	-	-	4.648	-
Saudi Arabia	3	8.776	296.379,86	132	28.581	21.552,65
Israel	-	1.752	-	-	3.300	-
Yemen	16	-	-	33	-	-
United Arab Emirates	6.270	3.256	-48,08	10.002	9.447	-5,55
Egypt	240	25.000	10.316,67	514	103.938	20.105,66
Libyan Arab Jamahiriya	10.590	46.078	335,10	22.413	84.493	276,98
Tanzania, United Rep. of	-	561	-	-	1.745	-
Somalia	6	-	-	422	-	-
Kenya	259	-	-	438	-	-
Togo	4	6	50,00	7	20	213,11
Guinea	-	885	-	-	75	-
Nigeria	281	-	-	693	-	-
Seychelles	750	1.000	33,33	990	1.340	35,35
South Africa	17.329	14.102	-18,62	27.745	25.976	-6,38
Democratic Rep. of the Congo	1.136	1.440	26,82	1.896	2.274	19,93
New Zealand	-	418	-	-	701	-
Micronesia, Fed. States of	-	2.286	-	-	3.249	-
Vanuatu	3.691	3.380	-8,44	6.557	6.139	-6,38
Fiji	-	1.303	-	-	1.583	-
Kiribati	240	-	-	383	-	-
Marshall Islands	2.706	-	-	2.735	-	-
Samoa	51.080	79.426	55,49	60.266	84.342	39,95
Solomon Islands	8.108	5.586	-31,11	8.256	4.317	-47,71
Tonga	76.244	107.432	40,91	95.437	134.724	41,17
East Timor	375.447	583.973	55,54	2.064.512	2.140.083	3,66
United States	17.010	22.293	31,06	19.318	74.668	286,53
Canada	-	3	-	-	32	-
French Polynesia	715	-	-	783	-	-
Netherlands	-	6	-	-	28	-
France	30	-	-	5	-	-
Germany, Fed. Rep. of	-	225	-	-	24	-
<b>Olahan Susu Bubuk dan Susu Kental</b>	<b>2.315.790</b>	<b>2.570.428</b>	<b>11,00</b>	<b>6.077.316</b>	<b>6.570.510</b>	<b>8,12</b>
Japan	-	25.608	-	-	40.098	-
Hong Kong	7.585	12.761	68,23	15.153	26.208	72,95
Korea, Republic of	19.771	39.666	100,63	33.917	68.421	101,73
Taiwan	7.310	26.895	267,92	18.346	58.473	218,73
China	47	420	791,72	354	207	-41,39
Papua New Guinea	41.422	55.383	33,70	67.951	74.285	9,32
Thailand	22.236	4	-99,98	30.710	198	-99,36
Singapore	190.042	186.013	-2,12	186.315	166.333	-10,72
Philippines	179.221	911	-99,49	219.604	9.198	-95,81
Malaysia	4.353	36.408	736,34	7.449	34.008	356,55
Cambodia	1.274	204.175	15.920,48	2.413	207.010	8.477,70
Brunei Darussalam	10.614	24.661	132,34	23.690	66.049	178,81
Viet Nam	104.489	-0	-100,00	130.965	3	-100,00
Maldives	6.276	3.240	-48,38	6.194	4.200	-32,19
Iraq	492	-	-	3.706	-	-
Saudi Arabia	1.306	-	-	10.178	-	-
Kuwait	1.045	1.606	53,78	8.957	13.691	52,86
Palestina	88	-	-	703	-	-
Oman	133	-	-	1.044	-	-
United Arab Emirates	444	755	70,07	248	6.845	2.663,07
Qatar	239	743	210,53	2.034	6.068	198,39
Bahrain	10	-	-	86	-	-
Libyan Arab Jamahiriya	64.123	-	-	126.767	-	-
Somalia	-	175	-	-	365	-
Nigeria	313	-	-	3.192	-	-
Comoros	1.332	-	-	2.460	-	-
New Zealand	8	50	495,24	87	91	3,85
Vanuatu	2.156	904	-58,05	3.608	3.156	-12,53
Fiji	10.656	19.536	83,33	17.363	32.355	86,35
Kiribati	1.066	-	-	2.022	-	-
Samoa	4.864	28.255	480,90	23.994	55.966	133,25
Solomon Islands	1.380	2.120	53,62	1.614	5.696	252,91
East Timor	1.592.185	1.880.447	18,10	5.059.729	5.657.862	11,82
United States	119	146	22,53	376	754	100,61
Guyana	39.072	19.536	-50,00	65.890	32.945	-50,00
France	116	10	-91,44	199	24	-87,92

Lanjutan Tabel 3.6

Komoditas/Negara Tujuan	Berat Bersih (kg)		Perub %	Nilai FOB (US\$)		Perub %
	Jan-Jul 2023	Jan-Jul 2024		Jan-Jul 2023	Jan-Jul 2024	
(1)	(2)	(3)	(4)	(5)	(6)	(7)
<b>Tepung Sereal Lainya</b>	<b>3.691.073</b>	<b>5.167.131</b>	<b>39,99</b>	<b>6.654.483</b>	<b>9.198.227</b>	<b>38,23</b>
Japan	1.152	3.328	188,80	7.267	10.080	38,71
Hong Kong	190.006	233.633	22,96	164.166	193.749	18,02
Korea, Republic of	489.534	344.227	-29,68	723.257	428.052	-40,82
Taiwan	153.714	116.630	-24,13	169.869	173.634	2,22
China	282.209	252.212	-10,63	981.828	908.397	-7,48
Papua New Guinea	7.126	32.445	355,31	24.539	98.051	299,57
Thailand	59	8.353	14.177,83	438	25.530	5.726,40
Singapore	13.206	13.314	0,82	47.786	41.243	-13,69
Philippines	1.069.782	1.483.745	38,70	1.492.000	2.151.862	44,23
Malaysia	423.285	474.426	12,08	663.774	812.378	22,39
Cambodia	-	1.669	-	-	6.622	-
Brunei Darussalam	50.364	54.662	8,53	124.744	111.391	-10,70
Viet Nam	-	14.741	-	-	32.419	-
Maldives	6.287	3.774	-39,97	29.797	17.667	-40,71
India	-	260	-	-	670	-
Iraq	4.200	-	-	14.280	-	-
Saudi Arabia	4.349	101.862	2.242,38	20.638	201.875	878,18
Israel	-	306	-	-	2.006	-
Kuwait	1.000	378	-62,20	3.103	1.009	-67,48
Jordan	-	11.773	-	-	29.245	-
Oman	12.000	25.000	108,33	19.200	33.830	76,20
United Arab Emirates	41.307	511.529	1.138,36	64.852	868.233	1.238,79
Qatar	93	210.950	226.727,96	276	597.590	216.159,62
Bahrain	-	24	-	-	49	-
Egypt	630	-	-	126	-	-
Togo	8	10	25,00	18	38	110,99
Cote D'Ivoire	-	15	-	-	9	-
Seychelles	11.423	10.381	-9,12	72.243	57.432	-20,50
South Africa	18.500	-	-	60.245	-	-
Comoros	-	40	-	-	74	-
Australia	83.873	93.895	11,95	157.847	211.338	33,89
New Zealand	167.565	144.555	-13,73	333.989	287.363	-13,96
Vanuatu	-	74	-	-	320	-
Kiribati	1.266	8.430	566,05	5.260	19.321	267,31
Samoa	3.052	704	-76,92	14.510	2.450	-83,12
Tonga	300	1.792	497,33	1.704	6.648	290,11
East Timor	229.919	516.861	124,80	195.431	440.598	125,45
United States	9.201	10.734	16,66	32.697	38.062	16,41
Canada	-	3	-	-	3	-
Suriname	21.000	20.616	-1,83	79.930	60.164	-24,73
United Kingdom	120.378	168.882	40,29	276.370	407.342	47,39
Netherlands	271.059	289.861	6,94	863.881	916.058	6,04
Germany, Fed. Rep. of	-	918	-	-	5.227	-
Switzerland	62	120	93,55	76	198	159,57
Denmark	-	1	-	-	-0	-
Sweden	76	-	-	372	-	-
Italy	40	-	-	29	-	-
Romania	50	-	-	16	-	-
Malta	3.000	-	-	7.925	-	-
<b>Fillet Ikan Segar atau Dingin</b>	<b>483.425</b>	<b>644.724</b>	<b>33,37</b>	<b>5.679.952</b>	<b>7.069.603</b>	<b>24,47</b>
Japan	1.153	11	-99,09	15.054	233	-98,45
Hong Kong	-	5	-	-	13	-
Korea, Republic of	176	-	-	4.414	-	-
Taiwan	-	422	-	-	2.972	-
China	1.814	-	-	14.400	-	-
Thailand	4.218	3.901	-7,52	61.244	56.137	-8,34
Singapore	36.924	33.438	-9,44	501.147	535.431	6,84
Malaysia	20.172	69.368	243,88	195.988	659.256	236,38
Kuwait	1.370	800	-41,61	19.126	10.600	-44,58
United Arab Emirates	-	3	-	-	3	-
Qatar	-	3	-	-	3	-
Australia	304.387	387.764	27,39	3.108.784	3.812.711	22,64
United States	19.965	40.994	105,33	310.226	363.176	17,07
Canada	340	2.382	600,76	4.980	25.099	403,98
United Kingdom	4.773	-	-	71.788	-	-
Netherlands	6.657	2.551	-61,68	102.681	39.039	-61,98
France	5.643	2.304	-59,17	86.664	36.774	-57,57
Germany, Fed. Rep. of	71.684	88.554	23,53	1.119.411	1.321.933	18,09
Switzerland	3.789	2.050	-45,89	60.208	32.366	-46,24
Denmark	360	-	-	3.837	-	-
Italy	-	10.173	-	-	173.857	-
Spain	-	1	-	-	1	-
<b>Lada Bubuk</b>	<b>563.119</b>	<b>821.415</b>	<b>45,87</b>	<b>2.772.412</b>	<b>4.914.059</b>	<b>77,25</b>
Japan	275.721	334.957	21,48	1.463.407	2.090.611	42,86
Hong Kong	8.494	2.255	-73,45	103.166	40.728	-60,52
Korea, Republic of	15	317	2.013,33	195	3.799	1.848,21
Taiwan	4.959	7.084	42,86	57.787	94.101	62,84

Lanjutan Tabel 3.6

Komoditas/Negara Tujuan	Berat Bersih (kg)		Perub %	Nilai FOB (US\$)		Perub %
	Jan-Jul 2023	Jan-Jul 2024		Jan-Jul 2023	Jan-Jul 2024	
	(1)	(2)	(3)	(4)	(5)	(6)
China	11	575	5.221,92	12	776	6.354,95
Thailand	10.000	10.000	-0	49.200	56.000	13,82
Singapore	373	122	-67,26	1.892	989	-47,75
Malaysia	5.255	6.617	25,92	55.853	22.744	-59,28
Cambodia	34	559	1.521,57	456	1.494	227,43
Viet Nam	15.000	45.000	200,00	9.875	163.575	1.556,46
India	375	1.050	180,00	3.281	7.757	136,39
Saudi Arabia	336	605	80,00	7.200	6.093	-15,37
United Arab Emirates	10	518	5.078,94	52	1.389	2.551,37
Egypt	6.500	4.425	-31,92	34.700	27.575	-20,53
Mauritius	100	-	-	700	-	-
Australia	7.878	6.530	-17,10	39.583	38.931	-1,65
East Timor	17.841	2.948	-83,47	25.558	12.687	-50,36
United States	88.952	106.602	19,84	254.376	724.873	184,96
Mexico	-	14.181	-	-	72.075	-
Argentina	-	25	-	-	221	-
Netherlands	51.500	179.119	247,80	328.621	1.116.917	239,88
France	2	-	-	10	-	-
Germany, Fed. Rep. of	11.000	14.000	27,27	52.510	79.300	51,02
Belgium	1.000	3.000	200,00	5.313	14.908	180,59
Denmark	-	-0	-	-	-0	-
Hungary	28.300	8.925	-68,46	162.380	52.815	-67,47
Latvia	25.000	-	-	101.380	-	-
Slovenia	-	72.000	-	-	283.700	-
Russia Federation	4.464	-	-	14.904	-	-
<b>Tepung Ikan &amp; Biota Air Layak Konsumsi</b>	<b>2.390</b>	<b>9.321</b>	<b>289,99</b>	<b>27.999</b>	<b>98.700</b>	<b>252,51</b>
Japan	2	11	465,00	82	323	292,90
Korea, Republic of	-	15	-	-	972	-
Taiwan	-	560	-	-	20.599	-
Thailand	2.000	7.395	269,75	13.000	46.924	260,96
Malaysia	100	600	500,00	1.000	6.000	500,00
Iraq	1	2	81,82	43	93	115,63
Iran (Islamic Republic of)	1	-	-	2	-	-
Israel	3	-	-	129	-	-
Turkey	-	6	-	-	61	-
United Arab Emirates	2	5	150,00	466	445	-4,47
Cyprus	-	11	-	-	83	-
Egypt	8	-	-	20	-	-
South Africa	2	21	959,42	28	335	1.096,28
United States	206	129	-37,11	6.295	4.839	-23,13
Canada	3	61	1.933,33	1.035	2.023	95,49
Argentina	1	5	335,91	49	2	-95,08
Brazil	4	14	270,37	3.345	2.211	-33,89
United Kingdom	7	61	775,81	567	2.982	425,73
Netherlands	14	118	744,79	186	3.719	1.903,23
France	7	95	1.361,54	52	1.019	1.852,71
Germany, Fed. Rep. of	28	71	156,32	1.679	2.696	60,59
Belgium	-	18	-	-	32	-
Luxembourg	-	10	-	-	137	-
Denmark	-	18	-	-	240	-
Italy	-	7	-	-	74	-
Spain	-	1	-	-	13	-
Portugal	1	13	1.200,00	19	576	2.972,05
Greece	-	2	-	-	3	-
Poland	1	21	2.000,00	3	1.016	33.773,27
Armenia	-	7	-	-	85	-
Czech Republic	-	9	-	-	89	-
Russia Federation	-	34	-	-	1.108	-
<b>Minuman Ringan</b>	<b>72.652.570</b>	<b>95.926.254</b>	<b>32,03</b>	<b>58.569.327</b>	<b>70.238.231</b>	<b>19,92</b>
Japan	368.387	679.191	84,37	252.626	418.137	65,52
Hong Kong	3.822.228	4.181.998	9,41	3.171.663	3.554.655	12,08
Korea, Republic of	1.149.544	2.525.772	119,72	803.875	1.814.187	125,68
Taiwan	1.299.383	3.407.754	162,26	1.243.549	2.668.804	114,61
China	5.346.244	3.895.784	-27,13	4.114.951	3.671.735	-10,77
Mongolia	14.404	34.681	147,02	14.589	33.273	128,07
Papua New Guinea	163.094	190.814	17,00	183.601	195.222	6,33
Thailand	3.706.126	4.698.403	26,77	3.251.666	3.551.482	9,22
Singapore	9.239.813	10.490.097	13,53	6.565.251	7.962.055	21,28
Philippines	6.410.277	13.398.968	109,02	3.539.154	8.422.105	137,97
Malaysia	4.618.062	7.273.213	57,49	3.557.195	5.516.619	55,08
Myanmar	7.685.680	3.670.760	-52,24	4.282.486	1.993.118	-53,46
Cambodia	617.588	1.059.509	71,56	456.985	753.951	64,98
Brunei Darussalam	2.084.343	2.537.777	21,75	1.295.553	1.565.393	20,83
Viet Nam	16.513.575	23.846.354	44,40	8.123.966	10.882.047	33,95
Maldives	294.175	272.322	-7,43	198.035	174.326	-11,97
India	110.113	175.613	59,48	155.832	230.620	47,99
Pakistan	-	1.801	-	-	5.000	-
Sri Lanka	-	5.040	-	-	4.500	-
Iraq	-	234.872	-	-	237.422	-

Lanjutan Tabel 3.6

Komoditas/Negara Tujuan	Berat Bersih (kg)		Perub %	Nilai FOB (US\$)		Perub %
	Jan-Jul 2023	Jan-Jul 2024		Jan-Jul 2023	Jan-Jul 2024	
	(1)	(2)	(3)	(4)	(5)	(6)
Saudi Arabia	275.570	467.489	69,64	176.626	462.566	161,89
Israel	7.219	23.592	226,80	12.690	19.992	57,54
Kuwait	81.454	41.867	-48,60	121.830	25.247	-79,28
Jordan	73.878	-	-	116.071	-	-
Palestina	11.785	-	-	9.821	-	-
Yemen	251	-	-	415	-	-
Oman	1.178.351	1.165.721	-1,07	750.277	729.871	-2,72
United Arab Emirates	1.616.914	3.040.293	88,03	1.347.865	2.854.481	111,78
Qatar	360.262	450.800	25,13	237.995	298.790	25,54
Bahrain	242.340	330.141	36,23	161.635	223.890	38,52
Egypt	-	23.660	-	-	23.421	-
Libyan Arab Jamahiriya	-	523	-	-	2.200	-
Tanzania, United Rep. of	-	8.585	-	-	14.069	-
Madagascar	-	17.400	-	-	27.262	-
Somalia	327	1.384	323,65	1.974	1.588	-19,52
Kenya	394.359	479.201	21,51	364.760	467.706	28,22
Reunion	-	15.480	-	-	10.820	-
Mozambique	1.524	-	-	1.057	-	-
Togo	232	247	6,61	190	211	10,89
Ghana	216	2.126	884,26	98	8.838	8.900,51
Angola	16	-	-	13	-	-
Congo	8	8	-0	7	6	-4,62
Nigeria	1.198.825	1.418.259	18,30	10.806.261	6.917.633	-35,98
Sierra Leone	2.692	5.375	99,67	2.939	5.153	75,33
Cote D'Ivoire	24	190	692,01	20	118	487,92
Senegal	1.893	35.131	1.755,86	1.284	15.995	1.145,26
Mali	216	-	-	300	-	-
Gambia	-	1.187	-	-	1.816	-
Seychelles	14.359	17.789	23,89	9.346	15.500	65,84
Uganda	1	-	-	2	-	-
South Africa	-	3.780	-	-	3.375	-
Democratic Rep. of the Congo	840	3.226	284,00	1.041	6.568	530,89
Australia	302.855	359.554	18,72	356.920	393.412	10,22
New Zealand	33.346	15.447	-53,68	297.371	24.252	-91,84
Micronesia, Fed. States of	19.494	6.509	-66,61	7.678	9.084	18,31
Guam	-	77	-	-	149	-
Palau	-	12.412	-	-	11.780	-
New Caledonia	1.106	3.082	178,60	1.479	4.738	220,37
Northern Mariana Islands	6.190	9.517	53,74	9.656	11.740	21,59
Vanuatu	11.030	10.235	-7,21	14.793	14.283	-3,45
American Samoa	179.997	313.726	74,30	102.674	181.244	76,52
Cook Islands	-	292	-	-	1.289	-
Fiji	5.211	2.926	-43,84	3.473	4.896	40,98
Kiribati	33.513	16.620	-50,41	20.777	11.240	-45,90
Marshall Islands	3.783	841	-77,77	2.592	2.519	-2,80
Samoa	8.842	32.895	272,03	18.267	40.318	120,72
Solomon Islands	87.948	1.634	-98,14	46.529	9.909	-78,70
Tonga	21.864	29.338	34,18	31.443	43.714	39,03
Christmas Islands	45	168	273,33	113	162	43,29
East Timor	2.189.624	4.333.486	97,91	1.516.138	2.974.969	96,22
United States	176.645	255.395	44,58	162.971	311.545	91,17
Canada	34.832	69.665	100,00	47.666	53.697	12,65
Suriname	58.253	-	-	58.121	-	-
Chile	5.564	8.646	55,37	8.700	12.800	47,14
Peru	2.520	-	-	1.950	-	-
Trinidad and Tobago	3.954	26.137	561,03	3.437	48.189	1.302,27
Cape Verde	-	2.400	-	-	2.240	-
United Kingdom	174.330	96.864	-44,44	306.159	163.738	-46,52
Netherlands	289.040	87.889	-69,59	156.663	55.492	-64,58
France	14	-	-	19	-	-
Belgium	69	3.600	5.147,81	93	3.474	3.618,69
Switzerland	-	11	-	-	33	-
Sweden	1.126	-	-	2.263	-	-
Italy	-	317	-	-	1.097	-
Spain	82.000	-	-	40.490	-	-
Uzbekistan	12.096	-	-	13.300	-	-
Czech Republic	1.050	-	-	2.100	-	-
Russia Federation	-	92.399	-	-	54.464	-
<b>Air Minum dan Air Mineral</b>	<b>58.177.725</b>	<b>68.408.351</b>	<b>17,59</b>	<b>8.191.565</b>	<b>11.500.123</b>	<b>40,39</b>
Japan	19	28	45,56	165	2.547	1.439,47
Hong Kong	71.808	30.382	-57,69	17.197	6.807	-60,42
Taiwan	2.288	-	-	9.549	-	-
China	18.297	13.299	-27,32	1.512	955	-36,87
Papua New Guinea	5.234	20.602	293,60	2.447	9.384	283,42
Thailand	70	-	-	3	-	-
Singapore	4.561.729	3.620.236	-20,64	992.449	810.711	-18,31
Philippines	28.581.505	34.871.917	22,01	3.696.681	6.534.614	76,77
Malaysia	901.340	2.104.739	133,51	151.010	266.953	76,78
Cambodia	-	13.285	-	-	15.359	-
Brunei Darussalam	481.307	442.109	-8,14	58.047	63.473	9,35

Lanjutan Tabel 3.6

Komoditas/Negara Tujuan	Berat Bersih (kg)		Perub %	Nilai FOB (US\$)		Perub %
	Jan-Jul 2023	Jan-Jul 2024		Jan-Jul 2023	Jan-Jul 2024	
	(1)	(2)	(3)	(4)	(5)	(6)
Viet Nam	1.771	-	-	354	-	-
United Arab Emirates	4	9.105	227.536,68	122	15.653	12.688,52
South Africa	-	12.761	-	-	4.753	-
Australia	11.604	92.237	694,90	4.198	30.930	636,73
New Zealand	-	108	-	-	137	-
Micronesia, Fed. States of	2.606	164	-93,72	380	233	-38,83
Guam	-	2.848	-	-	1.166	-
Nauru	18.850	37.699	100,00	2.880	5.760	100,00
East Timor	23.513.890	27.104.737	15,27	3.253.338	3.723.790	14,46
United States	39	21	-46,49	39	6	-85,42
Canada	6	-	-	350	-	-
Chile	5.280	31.824	502,73	840	5.293	530,16
United Kingdom	-	88	-	-	1.556	-
France	8	103	1.187,50	1	10	931,03
Switzerland	70	-	-	1	-	-
Italy	-	60	-	-	33	-
<b>Minuman Beralkohol</b>	<b>7.046.256</b>	<b>7.466.602</b>	<b>5,97</b>	<b>7.263.136</b>	<b>9.074.950</b>	<b>24,95</b>
Japan	386.790	161.281	-58,30	905.892	360.260	-60,23
Hong Kong	320	3.644	1.038,69	7.493	19.509	160,36
Korea, Republic of	391	41.025	10.392,25	9.653	142.669	1.377,93
Taiwan	328.621	591.833	80,10	209.588	434.022	107,08
China	327	11.303	3.352,28	6.171	63.394	927,28
Thailand	2.008.826	1.884.851	-6,17	2.089.532	3.044.325	45,69
Singapore	580.335	390.650	-32,69	552.173	452.189	-18,11
Philippines	72.587	29.052	-59,98	183.568	69.239	-62,28
Malaysia	2.548.545	3.019.990	18,50	2.056.184	2.484.550	20,83
Cambodia	616	31.587	5.026,15	2.422	93.889	3.775,77
Viet Nam	14.160	27.776	96,17	9.777	41.407	323,51
Maldives	-	256	-	-	4.636	-
United Arab Emirates	16	100.329	626.953,88	865	262.737	30.271,44
Qatar	-	691	-	-	15.931	-
Kenya	64.642	121.556	88,05	46.757	89.500	91,42
Djibouti	-	600	-	-	2.000	-
Australia	186.108	234.501	26,00	265.216	575.409	116,96
New Zealand	37.920	9.608	-74,66	35.798	51.644	44,26
East Timor	108.169	325.607	201,02	89.706	295.397	229,30
United States	26	6	-76,65	56	2	-95,69
Mexico	5	-	-	5	-	-
United Kingdom	37	7	-81,08	142	12	-91,35
Netherlands	223.000	161.170	-27,73	462.347	310.801	-32,78
Germany, Fed. Rep. of	-	11.142	-	-	56.735	-
Austria	46	-	-	95	-	-
Spain	-	16.794	-	-	9.720	-
Russia Federation	484.770	291.343	-39,90	329.695	194.973	-40,86
<b>Rokok dan Cerutu Lainnya</b>	<b>57.644.849</b>	<b>121.780.485</b>	<b>111,26</b>	<b>528.408.419</b>	<b>602.892.525</b>	<b>14,10</b>
Japan	5.210.437	6.617.619	27,01	56.001.125	66.186.890	18,19
Hong Kong	2.761.063	2.257.720	-18,23	40.655.254	25.224.730	-37,95
Korea, Republic of	254.125	274.547	8,04	3.558.109	3.350.810	-5,83
Taiwan	834.442	1.317.012	57,83	6.836.046	11.271.056	64,88
China	586.375	767.452	30,88	9.971.483	13.119.434	31,57
Macau	32	-	-	1.100	-	-
Papua New Guinea	-	590	-	-	6.555	-
Thailand	1.505.482	1.617.803	7,46	24.201.482	22.816.944	-5,72
Singapore	7.065.984	7.260.588	2,75	38.097.622	38.499.696	1,06
Philippines	13.576.382	72.602.470	434,77	118.974.613	136.046.201	14,35
Malaysia	3.017.827	3.329.332	10,32	31.462.910	36.489.013	15,97
Myanmar	12.950	209.013	1.514,00	233.800	2.962.746	1.167,21
Cambodia	18.772.925	19.041.903	1,43	142.931.999	145.450.332	1,76
Lao People'S Dem. Rep.	22.640	5.321	-76,50	30.096	47.333	57,27
Nepal	1.417	5.852	313,01	24.604	72.233	193,58
Bhutan	-	570	-	-	4.690	-
Viet Nam	1.064.153	2.267.255	113,06	7.745.491	36.882.286	376,18
Maldives	43.293	51.079	17,98	346.353	471.148	36,03
India	967	18	-98,11	6.252	1.769	-71,71
Pakistan	5	-0	-93,60	34	3	-90,62
Bangladesh	3	20	525,39	17	71	315,62
Iraq	-	9.221	-	-	60.750	-
Iran (Islamic Republic of)	-	8.712	-	-	39.600	-
Lebanon	-0	9.500	2.499.900,00	1	57.000	5.699.900,00
Turkey	134.367	48.601	-63,83	871.343	315.770	-63,76
United Arab Emirates	133.489	24.850	-81,38	1.596.585	697.333	-56,32
Bahrain	-	236	-	-	7.000	-
Cyprus	303	1.256	313,81	13.120	28.796	119,48
Ghana	2	-	-	6	-	-
Nigeria	141	-0	-99,75	3.036	2	-99,93
South Africa	1	-	-	28	-	-
Australia	1.481.581	2.526.575	70,53	21.081.213	31.764.502	50,68
New Zealand	206.679	362.404	75,35	1.959.830	4.047.137	106,50
Micronesia, Fed. States of	225	98	-56,53	2.240	1.328	-40,74



Lanjutan Tabel 3.6

Komoditas/Negara Tujuan	Berat Bersih (kg)		Perub %	Nilai FOB (US\$)		Perub %
	Jan-Jul 2023	Jan-Jul 2024		Jan-Jul 2023	Jan-Jul 2024	
	(1)	(2)	(3)	(4)	(5)	(6)
Vanuatu	-	5.219	-	-	71.010	-
East Timor	31.689	226.499	614,76	203.228	1.561.902	668,55
United States	190.805	284.071	48,88	2.905.528	4.316.146	48,55
Canada	-	-0	-	-	24	-
Mexico	-0	-	-	2	-	-
Honduras	-	3	-	-	160	-
Argentina	149	-	-	9.312	-	-
Brazil	17	19	8,33	60	75	25,00
Dominican Republic	-	3	-	-	160	-
United Kingdom	3	446	16.432,59	24	18.204	75.154,23
Netherlands	36.435	27.057	-25,74	1.458.020	974.081	-33,19
France	-	8.000	-	-	150.400	-
Germany, Fed. Rep. of	377.587	354.606	-6,09	11.439.054	13.747.975	20,18
Austria	94	-	-	3.182	-	-
Belgium	289.293	238.805	-17,45	5.103.769	5.678.833	11,27
Switzerland	38	15	-61,46	3.906	1.896	-51,45
Greece	-0	-	-	1	-	-
Hungary	3.519	3.008	-14,54	124.464	107.107	-13,95
Poland	6.430	3.170	-50,69	152.910	107.280	-29,84
Romania	750	305	-59,33	26.060	8.500	-67,38
Kyrgyzstan	2	-	-	18	-	-
Czech Republic	171	1.343	687,02	5.684	49.964	779,03
Russia Federation	20.575	10.300	-49,94	367.406	175.652	-52,19
<b>Tembakau Olah</b>	<b>18.284.017</b>	<b>17.296.124</b>	<b>-5,40</b>	<b>144.211.975</b>	<b>177.733.215</b>	<b>23,24</b>
Japan	1.439	274.312	18.960,04	34.128	7.044.400	20.541,21
Hong Kong	-	140	-	-	7.791	-
Korea, Republic of	1.620.000	2.346.703	44,86	13.296.943	26.537.402	99,58
Taiwan	55.614	132.309	137,90	338.696	1.068.359	215,43
China	14.158	55.930	295,04	167.265	1.337.148	699,42
Mongolia	-	15	-	-	24	-
Macau	312	168	-46,15	6.060	3.500	-42,24
Papua New Guinea	668.396	637.066	-4,69	5.005.442	5.306.750	6,02
Thailand	-	63	-	-	4.800	-
Singapore	5.126.633	5.483.972	6,97	33.947.336	42.221.366	24,37
Philippines	228.131	160.141	-29,80	4.744.478	4.742.529	-0,04
Malaysia	406.220	578.509	42,41	6.465.773	10.583.597	63,69
Cambodia	29.464	120	-99,59	512.823	1.725	-99,66
Lao People'S Dem. Rep.	2.810	1.626	-42,14	64.100	48.600	-24,18
Nepal	-	530	-	-	15.518	-
Bhutan	-	348	-	-	9.987	-
Viet Nam	2.317.127	1.463.205	-36,85	4.751.167	3.053.705	-35,73
Maldives	-	5.724	-	-	160.967	-
India	624.311	669.236	7,20	4.499.373	5.541.944	23,17
Pakistan	14.400	12.444	-13,58	119.952	209.648	74,78
Bangladesh	87.760	39.857	-54,58	576.844	136.376	-76,36
Sri Lanka	167.941	157.331	-6,32	4.184.403	2.795.221	-33,20
Iraq	-	5	-	-	8	-
Jordan	-	214.203	-	-	590.168	-
Lebanon	-	15.195	-	-	275.980	-
Oman	-	7.835	-	-	142.500	-
Turkey	18.000	113.876	532,65	46.980	1.306.779	2.681,57
United Arab Emirates	117.555	245.009	108,42	2.847.357	4.320.603	51,74
Cyprus	557	945	69,81	13.250	20.100	51,70
Egypt	17.820	32.640	83,16	6.593	34.272	419,79
Algeria	-	20.000	-	-	110.000	-
Kenya	-	5	-	-	5	-
Togo	-	5	-	-	5	-
Nigeria	-	19.200	-	-	157.824	-
Cote D'Ivoire	-	5	-	-	5	-
Senegal	-	5	-	-	5	-
South Africa	5.519	-	-	44.902	-	-
Rwanda	-	5	-	-	5	-
Australia	506.312	480.752	-5,05	10.079.476	10.226.191	1,46
New Zealand	75.616	100.565	32,99	1.414.101	2.118.198	49,79
Micronesia, Fed. States of	337	147	-56,50	5.762	1.991	-65,45
Fiji	183.070	141.890	-22,49	2.214.122	2.005.862	-9,41
Samoa	83.200	68.840	-17,26	573.879	496.080	-13,56
Solomon Islands	115.526	178.925	54,88	769.450	1.309.086	70,13
United States	1.255.052	851.068	-32,19	3.915.244	4.489.087	14,66
Canada	3	6	79,85	94	261	177,93
Honduras	5.172	7.226	39,71	255.792	318.310	24,44
Nicaragua	146.898	-	-	1.094.482	-	-
Panama	-	10	-	-	19	-
Chile	-	99.000	-	-	755.464	-
Brazil	2	3	38,10	12	24	101,98
Colombia	-	25	-	-	43	-
Bolivia	-	5	-	-	25	-
Paraguay	-	11.990	-	-	108.608	-
Belize	-	20	-	-	33	-
Dominican Republic	2.375.545	358.969	-84,89	8.541.067	1.756.692	-79,43



Lanjutan Tabel 3.6

Komoditas/Negara Tujuan	Berat Bersih (kg)		Perub %	Nilai FOB (US\$)		Perub %
	Jan-Jul 2023	Jan-Jul 2024		Jan-Jul 2023	Jan-Jul 2024	
	(1)	(2)	(3)	(4)	(5)	(6)
United Kingdom	6.300	5.505	-12,62	60.228	52.117	-13,47
Netherlands	154.669	244.367	57,99	2.155.605	2.536.564	17,67
France	72.360	21	-99,97	13.748	1.600	-88,36
Germany, Fed. Rep. of	455.494	195.299	-57,12	10.077.998	10.106.407	0,28
Belgium	862.706	1.087.666	26,08	18.527.981	17.429.187	-5,93
Switzerland	29	118	299,66	1.207	10.669	784,16
Sweden	250	-	-	4.800	-	-
Italy	71.565	332.671	364,85	478.177	2.207.989	361,75
Greece	79.200	69.000	-12,88	267.300	536.820	100,83
Hungary	-	19.934	-	-	65.253	-
Poland	56.098	33.389	-40,48	744.270	510.584	-31,40
Romania	1.407	60.757	4.219,55	23.783	474.905	1.896,84
Bulgaria	128.721	41.616	-67,67	423.361	172.033	-59,36
Albania	2.055	-	-	50.075	-	-
Armenia	1.660	787	-52,56	44.952	15.563	-65,38
Azerbaijan	-	5	-	-	30	-
Kazakhstan	-	14.149	-	-	386.590	-
Kyrgyzstan	-	2.105	-	-	38.003	-
Moldova, Republic of	-	814	-	-	13.831	-
Uzbekistan	-	57.600	-	-	441.264	-
Estonia	-	10.704	-	-	221.241	-
Georgia	-	10	-	-	11	-
Croatia	113.820	38.400	-66,26	667.024	292.224	-56,19
Slovakia	-	-0	-	-	9	-
Czech Republic	326	7.147	2.095,02	8.010	67.958	748,41
Rep. of Macedonia	-	4.202	-	-	100.002	-
Russia Federation	6.456	79.689	1.134,27	126.111	639.751	407,29
Montenegro	-	2.046	-	-	37.019	-
<b>Rokok Kretek</b>	<b>6.862.603</b>	<b>19.081.249</b>	<b>178,05</b>	<b>111.097.166</b>	<b>249.500.552</b>	<b>124,58</b>
Japan	39.169	42.244	7,85	1.603.947	1.645.853	2,61
Hong Kong	-	9	-	-	32	-
Korea, Republic of	5.070	6.867	35,45	70.726	96.028	35,77
Taiwan	7.297	5.116	-29,89	183.842	187.377	1,92
Thailand	957.145	1.134.667	18,55	9.173.475	10.906.200	18,89
Singapore	1.119.018	2.714.581	142,59	12.864.345	30.807.812	139,48
Philippines	1.189.357	10.391.808	773,73	11.252.527	117.743.204	946,37
Malaysia	922.560	1.042.161	12,96	10.310.327	11.944.450	15,85
Cambodia	-	1.008	-	-	10.000	-
Viet Nam	1.681.240	2.063.487	22,74	47.417.568	49.712.446	4,84
India	230.408	554.065	140,47	1.935.758	4.528.361	133,93
Turkey	6.794	12.273	80,65	97.485	183.770	88,51
United Arab Emirates	20.083	12.600	-37,26	262.418	132.750	-49,41
Cyprus	1.400	-	-	20.250	-	-
Nigeria	-	1	-	-	2	-
South Africa	153	140	-8,50	2.205	1.850	-16,10
Australia	9	-	-	92	-	-
East Timor	178.541	518.856	190,61	1.781.696	5.096.323	186,04
Canada	-	17	-	-	177	-
Suriname	100	838	737,50	7.950	18.210	129,06
Brazil	334.584	329.151	-1,62	6.155.916	6.139.973	-0,26
Paraguay	167.776	215.712	28,57	7.928.103	10.134.352	27,83
Aruba	-	33.075	-	-	170.100	-
Germany, Fed. Rep. of	1.680	2.262	34,63	24.600	35.768	45,40
Switzerland	220	310	41,05	3.935	5.506	39,92
Russia Federation	-	-0	-	-	7	-
<b>Benang Pinal</b>	<b>290.613.332</b>	<b>253.835.754</b>	<b>-12,66</b>	<b>698.067.634</b>	<b>598.830.392</b>	<b>-14,22</b>
Japan	20.011.987	16.501.468	-17,54	64.024.413	50.507.979	-21,11
Hong Kong	162.196	264.888	63,31	786.631	1.326.576	68,64
Korea, Republic of	25.065.473	16.035.895	-36,02	56.303.485	33.204.761	-41,03
Taiwan	1.946.436	2.511.428	29,03	4.592.807	4.980.425	8,44
China	27.709.154	19.477.711	-29,71	81.290.584	56.553.877	-30,43
Papua New Guinea	1	5	900,00	5	410	8.925,06
Thailand	5.468.405	5.339.823	-2,35	16.290.005	16.820.964	3,26
Singapore	64.958	29.818	-54,10	179.565	265.312	47,75
Philippines	4.279.038	3.853.575	-9,94	11.072.974	10.117.736	-8,63
Malaysia	2.823.549	3.163.169	12,03	6.798.330	7.569.867	11,35
Myanmar	583.120	486.533	-16,56	1.822.847	1.371.849	-24,74
Cambodia	10.074	26.189	159,97	89.187	105.843	18,68
Brunei Darussalam	204	36	-82,35	1.943	91	-95,31
Viet Nam	7.025.287	7.674.830	9,25	24.236.466	26.463.689	9,19
Maldives	5	-	-	218	-	-
India	24.126.022	18.702.364	-22,48	41.395.598	31.525.072	-23,84
Pakistan	1.877.998	4.670.531	148,70	4.398.006	8.813.774	100,40
Bangladesh	17.041.391	27.514.826	61,46	48.887.131	73.734.055	50,83
Sri Lanka	679.349	797.893	17,45	2.614.068	2.527.235	-3,32
Iran (Islamic Republic of)	50.864	33.980	-33,19	72.102	56.153	-22,12
Saudi Arabia	132.793	152.833	15,09	165.842	342.071	106,26
Israel	275.328	20.944	-92,39	837.519	72.816	-91,31
Jordan	1.149.087	1.014.992	-11,67	2.535.619	2.386.525	-5,88

Lanjutan Tabel 3.6

Komoditas/Negara Tujuan	Berat Bersih (kg)		Perub %	Nilai FOB (US\$)		Perub %
	Jan-Jul 2023	Jan-Jul 2024		Jan-Jul 2023	Jan-Jul 2024	
	(1)	(2)	(3)	(4)	(5)	(6)
Lebanon	-	673	-	-	387	-
Yemen	794.503	660.956	-16,81	4.384.431	3.429.443	-21,78
Oman	225.200	233.701	3,78	1.206.912	1.237.238	2,51
Turkey	18.450.780	12.534.779	-32,06	39.397.209	26.264.843	-33,33
United Arab Emirates	161.402	64.792	-59,86	339.725	387.010	13,92
Egypt	21.761.594	15.799.013	-27,40	48.979.205	32.974.741	-32,68
Libyan Arab Jamahiriya	22.424	-	-	53.818	-	-
Morocco	4.648.011	4.722.439	1,60	9.885.915	8.864.840	-10,33
Tunisia	968.497	852.454	-11,98	2.025.404	1.737.280	-14,23
Algeria	140.056	12.515	-91,06	309.656	45.451	-85,32
Ethiopia	525.116	799.680	52,29	1.533.012	2.084.675	35,99
Tanzania, United Rep. of	51.858	52.849	1,91	56.513	57.891	2,44
Madagascar	-	160	-	-	192	-
Kenya	1.407.333	1.803.194	28,13	4.302.767	4.812.549	11,85
Togo	350	-	-	67	-	-
Ghana	-	8.118	-	-	8.443	-
Congo	300	1.050	250,00	65	183	181,54
Cameroon	-	64	-	-	496	-
Nigeria	83	-	-	5.568	-	-
Djibouti	332	-	-	5.473	-	-
Swaziland	43.015	4.878	-88,66	97.580	10.155	-89,59
South Africa	1.712.412	1.152.249	-32,71	4.322.938	2.684.860	-37,89
Mauritius	333.913	96.903	-70,98	1.142.536	309.827	-72,88
Australia	302.937	443.337	46,35	860.611	1.108.182	28,77
New Zealand	52.572	36.199	-31,14	120.125	89.073	-25,85
Fiji	7.347	7.430	1,13	46.047	45.359	-1,49
East Timor	40.638	47.865	17,78	44.211	32.911	-25,56
United States	12.977.965	12.973.285	-0,04	27.230.096	28.018.497	2,90
Canada	2.529.275	3.314.570	31,05	4.676.632	5.633.471	20,46
Mexico	6.394.317	6.150.228	-3,82	13.720.541	11.701.711	-14,71
Guatemala	1.172.411	518.763	-55,75	3.472.193	1.468.890	-57,70
Honduras	630.064	46.006	-92,70	2.074.624	92.408	-95,55
Chile	459.068	616.944	34,39	1.148.386	1.458.418	27,00
Venezuela	450.213	911.734	102,51	1.096.585	1.951.311	77,94
Argentina	3.474.621	1.140.582	-67,17	7.548.558	2.589.916	-65,69
Brazil	22.351.219	15.934.725	-28,71	42.834.238	31.756.204	-25,86
Colombia	2.590.920	2.764.129	6,69	5.141.580	6.460.154	25,65
Bolivia	22.704	-	-	33.925	-	-
Uruguay	953.822	103.702	-89,13	2.115.466	216.753	-89,75
Paraguay	137.207	1.129.281	723,05	292.891	2.267.213	674,08
Ecuador	285.213	875.777	207,06	522.375	1.997.363	282,36
Peru	2.825.448	2.954.266	4,56	6.877.879	8.047.412	17,00
Guyana	1.116	800	-28,32	7.518	2.000	-73,39
Trinidad and Tobago	30.167	8.279	-72,56	69.875	12.833	-81,63
Dominican Republic	3.461.720	2.613.369	-24,51	10.657.999	6.841.761	-35,81
El Salvador	899.059	1.302.884	44,92	3.334.599	4.618.243	38,49
Costa Rica	24.132	-	-	51.066	-	-
United Kingdom	1.254.356	1.223.395	-2,47	2.644.339	2.536.994	-4,06
Netherlands	741.660	671.060	-9,52	1.916.317	1.703.579	-11,10
France	569.047	125.264	-77,99	1.013.224	214.501	-78,83
Germany, Fed. Rep. of	5.293.280	5.120.796	-3,26	12.630.863	11.997.185	-5,02
Belgium	3.902.351	3.960.497	1,49	8.495.137	7.954.746	-6,36
Switzerland	14	56	291,12	11	395	3.666,30
Denmark	267.648	316.001	18,07	522.521	647.536	23,93
Norway	8.840	8.021	-9,26	15.911	19.250	20,99
Sweden	8.054	8.764	8,82	20.211	25.505	26,20
Finland	2.099.727	-	-	1.669.134	-	-
Italy	9.202.743	7.920.709	-13,93	19.556.018	17.368.674	-11,19
Spain	3.487.683	3.564.044	2,19	7.063.607	7.086.798	0,33
Portugal	3.365.127	3.864.674	14,84	8.737.801	9.535.166	9,13
Greece	470.435	238.893	-49,22	906.241	415.875	-54,11
Hungary	17.339	35.702	105,91	17.674	36.749	107,93
Poland	1.631.883	1.521.760	-6,75	3.445.082	2.947.391	-14,45
Romania	947.564	808.496	-14,68	1.907.434	1.634.803	-14,29
Bulgaria	330.558	295.276	-10,67	461.277	497.256	7,80
Ukraine	-	21.025	-	-	25.884	-
Uzbekistan	169.419	24.013	-85,83	393.077	49.845	-87,32
Lithuania	232.056	183.395	-20,97	178.930	146.687	-18,02
Latvia	91.721	41.628	-54,61	208.822	72.907	-65,09
Estonia	140.737	113.773	-19,16	225.481	167.739	-25,61
Georgia	10.107	42.044	315,99	34.902	36.999	6,01
Croatia	15.743	2	-99,99	17.839	319	-98,21
Slovakia	49.268	-	-	98.243	-	-
Slovenia	1.431.825	543.126	-62,07	4.313.316	1.358.678	-68,50
Czech Republic	2	33	2.120,00	2	46	2.198,00
Rep. of Macedonia	17.483	-	-	18.387	-	-
Russia Federation	1.052.615	2.214.949	110,42	1.133.677	2.281.218	101,22
<b>Serat Stapel Buatan</b>	<b>361.438.660</b>	<b>432.412.487</b>	<b>19,64</b>	<b>517.786.878</b>	<b>605.796.157</b>	<b>17,00</b>
Japan	9.539.033	9.885.467	3,63	17.181.673	16.059.233	-6,53
Hong Kong	218	374	71,52	1.036	3.425	230,59

Lanjutan Tabel 3.6

Komoditas/Negara Tujuan	Berat Bersih (kg)		Perub %	Nilai FOB (US\$)		Perub %
	Jan-Jul 2023	Jan-Jul 2024		Jan-Jul 2023	Jan-Jul 2024	
	(1)	(2)	(3)	(4)	(5)	(6)
Korea, Republic of	1.309.344	334.045	-74,49	1.951.585	486.455	-75,07
Taiwan	7.984.770	6.045.338	-24,29	13.421.514	9.500.580	-29,21
China	25.048.049	35.481.956	41,66	45.393.946	62.063.299	36,72
Thailand	3.474.445	3.108.370	-10,54	5.426.587	4.386.524	-19,17
Singapore	21.752	53.679	146,78	25.520	94.995	272,24
Philippines	137.165	114.919	-16,22	112.289	95.634	-14,83
Malaysia	9.019.401	10.133.058	12,35	13.123.433	14.331.852	9,21
Cambodia	80.096	19.523	-75,63	34.224	8.812	-74,25
Viet Nam	26.884.542	16.219.199	-39,67	29.661.639	21.453.825	-27,67
Maldives	-	1	-	-	25	-
India	17.788.023	14.773.390	-16,95	24.021.153	18.376.850	-23,50
Pakistan	73.223.401	87.362.807	19,31	109.337.175	110.730.251	1,27
Bangladesh	68.312.082	67.304.845	-1,47	95.287.270	84.618.227	-11,20
Saudi Arabia	108.537	46.403	-57,25	123.723	50.324	-59,32
Israel	3.639.302	4.987.367	37,04	6.112.277	7.930.325	29,74
Kuwait	-	21.550	-	-	23.558	-
Jordan	87.983	-	-	79.713	-	-
Lebanon	65.434	194.762	197,65	74.200	176.938	138,46
Yemen	91.941	-	-	86.425	-	-
Oman	64.715	43.123	-33,36	75.104	49.161	-34,54
Turkey	30.148.117	81.408.034	170,03	46.263.868	129.785.454	180,53
United Arab Emirates	5.666.179	5.509.537	-2,76	8.596.669	7.613.773	-11,43
Qatar	3	-	-	12	-	-
Bahrain	11.234	24.768	120,47	11.332	24.025	112,00
Egypt	982.181	48.775	-95,03	1.275.287	91.074	-92,86
Morocco	1.183.347	173.131	-85,37	1.572.523	159.490	-89,86
Tanzania, United Rep. of	24.866	11.989	-51,79	25.364	11.567	-54,40
Kenya	369.273	284.640	-22,92	417.127	292.223	-29,94
Mozambique	-	51.000	-	-	50.579	-
Togo	21.720	21.621	-0,46	25.483	23.853	-6,40
Ghana	43.370	86.524	99,50	52.529	100.958	92,19
Nigeria	9.750	-	-	17.327	-	-
Cote D'Ivoire	-	87.115	-	-	97.236	-
South Africa	10.000	48.952	389,52	22.120	84.236	280,81
Mauritius	49.394	182.021	268,51	93.249	244.384	162,08
Australia	2.354.659	2.498.941	6,13	2.752.101	2.537.087	-7,81
New Zealand	237.232	582.015	145,34	307.460	557.624	81,36
East Timor	-	1.439	-	-	1.161	-
United States	26.782.543	29.066.339	8,53	39.922.575	43.833.367	9,80
Canada	90.787	1.212.772	1.235,84	90.853	1.054.003	1.060,11
Mexico	1.718.909	4.357.893	153,53	2.616.710	4.695.107	79,43
Guatemala	497.397	316.658	-36,34	478.791	462.143	-3,48
Honduras	-	227.212	-	-	408.762	-
Chile	72.855	-	-	63.146	-	-
Venezuela	324.775	447.700	37,85	345.624	430.394	24,53
Argentina	498.240	1.246.474	150,18	779.076	1.305.948	67,63
Brazil	7.527.599	10.686.581	41,97	11.182.235	16.761.352	49,89
Colombia	664.660	814.075	22,48	713.834	929.748	30,25
Bolivia	24.217	23.914	-1,25	21.553	20.566	-4,58
Uruguay	-	21.590	-	-	24.828	-
Paraguay	44.093	43.171	-2,09	48.943	48.348	-1,22
Ecuador	387.194	41.326	-89,33	418.919	44.632	-89,35
Peru	450.730	949.118	110,57	428.195	869.901	103,16
Jamaica	50.715	20.069	-60,43	54.903	21.675	-60,52
Dominican Republic	71.361	138.968	94,74	83.691	155.393	85,67
El Salvador	1.040.246	1.112.779	6,97	1.487.767	1.326.594	-10,83
Costa Rica	612.851	1.985.411	223,96	623.413	1.955.875	213,74
United Kingdom	10.422.623	12.418.416	19,15	9.561.398	10.856.239	13,54
Netherlands	2.418.549	964.914	-60,10	3.815.818	1.436.691	-62,35
France	235.223	160.887	-31,60	377.865	261.008	-30,93
Germany, Fed. Rep. of	4.878.874	4.669.757	-4,29	5.575.946	5.716.512	2,52
Austria	-	420	-	-	840	-
Belgium	2.382.502	2.820.205	18,37	2.884.937	3.374.006	16,95
Ireland	-	96.400	-	-	80.012	-
Italy	1.382.214	1.273.799	-7,84	1.597.864	1.487.853	-6,88
Spain	3.831.066	3.581.918	-6,50	4.350.189	4.660.158	7,13
Portugal	575.026	119.420	-79,23	467.440	106.149	-77,29
Greece	1.924.340	2.466.858	28,19	1.596.441	2.008.710	25,82
Poland	2.430.983	1.984.579	-18,36	2.563.487	2.032.036	-20,73
Bulgaria	1.121.562	498.619	-55,54	977.573	449.382	-54,03
Estonia	388.474	556.879	43,35	660.149	917.755	39,02
Czech Republic	150	90	-40,00	15.774	10.483	-33,54
Russia Federation	596.346	936.602	57,06	1.018.830	5.934.667	482,50
<b>Kain Tenunan</b>	<b>63.330.114</b>	<b>60.529.909</b>	<b>-4,42</b>	<b>422.159.678</b>	<b>380.698.789</b>	<b>-9,82</b>
Japan	15.071.862	13.709.692	-9,04	79.644.160	68.708.111	-13,73
Hong Kong	188.425	80.854	-57,09	793.104	1.117.714	40,93
Korea, Republic of	2.222.015	1.343.521	-39,54	7.622.576	4.724.646	-38,02
Taiwan	660.781	762.218	15,35	2.759.892	2.388.413	-13,46
China	917.351	1.555.211	69,53	7.478.413	10.747.965	43,72
Macau	2	1	-72,27	29	8	-73,87

Lanjutan Tabel 3.6

Komoditas/Negara Tujuan	Berat Bersih (kg)		Perub %	Nilai FOB (US\$)		Perub %
	Jan-Jul 2023	Jan-Jul 2024		Jan-Jul 2023	Jan-Jul 2024	
(1)	(2)	(3)	(4)	(5)	(6)	(7)
Papua New Guinea	39.763	30.176	-24,11	266.198	162.680	-38,89
Thailand	2.103.594	2.230.201	6,02	10.033.421	8.176.760	-18,50
Singapore	586.453	483.824	-17,50	3.245.404	2.805.452	-13,56
Philippines	1.574.887	1.568.957	-0,38	10.857.001	9.072.625	-16,44
Malaysia	6.966.074	7.645.175	9,75	23.426.408	22.916.989	-2,17
Myanmar	600.754	434.407	-27,69	6.017.400	4.504.224	-25,15
Cambodia	111.974	139.874	24,92	1.321.238	1.330.459	0,70
Brunei Darussalam	89.510	33.925	-62,10	616.542	282.894	-54,12
Lao People'S Dem. Rep.	146.920	205.730	40,03	1.283.999	1.805.779	40,64
Nepal	8.572	1.935	-77,43	69.523	12.798	-81,59
Viet Nam	1.442.427	1.347.952	-6,55	14.667.583	14.109.418	-3,81
Maldives	25.965	12.405	-52,22	206.491	97.591	-52,74
India	1.620.976	2.172.424	34,02	15.904.208	19.865.191	24,91
Pakistan	207.468	223.144	7,56	586.392	583.406	-0,51
Bangladesh	599.864	597.100	-0,46	5.724.577	3.944.471	-31,10
Sri Lanka	326.063	350.435	7,47	2.150.813	1.577.173	-26,67
Iraq	226.203	279.092	23,38	1.800.326	1.754.706	-2,53
Iran (Islamic Republic of)	238.482	204.902	-14,08	2.414.457	1.905.794	-21,07
Saudi Arabia	5.882.563	4.195.748	-28,67	43.647.719	29.785.966	-31,76
Israel	20.295	8.960	-55,85	164.311	69.489	-57,71
Kuwait	348.417	322.216	-7,52	3.050.053	2.946.788	-3,39
Jordan	68.920	130.441	89,26	480.966	1.447.715	201,00
Lebanon	198.583	200.652	1,04	1.220.156	1.393.265	14,19
Palestina	-	8	-	-	5	-
Yemen	134.272	97.951	-27,05	937.503	680.283	-27,44
Oman	172.665	147.512	-14,57	1.839.746	1.298.797	-29,40
Syria Arab Republic	3.140	10.404	231,35	78.896	82.595	4,69
Turkey	784.934	978.958	24,72	4.835.566	4.764.983	-1,46
United Arab Emirates	9.190.115	8.899.012	-3,17	81.877.766	78.974.822	-3,55
Qatar	495.327	212.230	-57,15	5.136.097	2.246.141	-56,27
Bahrain	14.717	7.396	-49,75	129.010	61.676	-52,19
Cyprus	709	1.858	161,95	4.863	20.284	317,14
Egypt	237.082	118.286	-50,11	1.678.819	759.572	-54,76
Libyan Arab Jamahiriya	21.456	7.439	-65,33	166.980	58.840	-64,76
Morocco	123.574	27.510	-77,74	489.682	251.861	-48,57
Tunisia	646	9.520	1.374,29	11.108	91.056	719,76
Sudan	78.332	52.135	-33,44	642.723	476.882	-25,80
Namibia	20.038	2.669	-86,68	185.845	16.987	-90,86
Ethiopia	12.468	-	-	70.090	-	-
Tanzania, United Rep. of	928.367	997.710	7,47	6.228.723	6.831.370	9,68
Madagascar	92.019	91.289	-0,79	764.108	792.188	3,67
Somalia	668.911	417.899	-37,53	5.053.084	3.379.793	-33,11
Kenya	697.396	797.325	14,33	5.622.145	6.291.962	11,91
Reunion	985	1.203	22,08	4.008	4.577	14,22
Mozambique	6.678	-	-	45.823	-	-
Togo	54.667	122.843	124,71	326.594	696.773	113,35
Ghana	61.924	11.437	-81,53	333.107	60.116	-81,95
Congo	6	-	-	59	-	-
Nigeria	1.635	970	-40,64	15.984	10.015	-37,34
Cote D'Ivoire	-	4	-	-	207	-
Senegal	68	-	-	412	-	-
Seychelles	1.779	1.937	8,89	24.660	21.131	-14,31
Djibouti	62.944	19.713	-68,68	235.202	107.949	-54,10
Swaziland	1	40.510	4.050.856,00	23	279.707	1.210.753,03
South Africa	192.113	60.653	-68,43	1.526.607	442.230	-71,03
Zimbabwe	25.529	27.226	6,65	123.266	120.888	-1,93
Mauritius	2.841	10.864	282,40	19.321	83.915	334,32
Australia	520.079	672.185	29,25	3.580.708	4.551.995	27,13
New Zealand	94.708	78.737	-16,86	613.432	512.841	-16,40
Micronesia, Fed. States of	-	8.575	-	-	110.425	-
Guam	20	-	-	83	-	-
New Caledonia	-	67	-	-	631	-
Vanuatu	64	-	-	2.427	-	-
Wallis and Futuna Islands	4	-	-	23	-	-
American Samoa	42	-	-	9	-	-
Fiji	116.098	73.840	-36,40	1.471.336	745.817	-49,31
Samoa	-	-0	-	-	1	-
East Timor	19.565	49.259	151,77	38.335	74.588	94,57
United States	2.560.570	2.349.461	-8,24	22.203.600	19.204.122	-13,51
Canada	231.490	155.360	-32,89	1.886.467	1.363.580	-27,72
Mexico	516.318	408.867	-20,81	4.833.131	4.507.871	-6,73
Guatemala	1.375	8	-99,45	1.198	63	-94,78
Honduras	-	7.220	-	-	29.195	-
Nicaragua	2	5	150,00	47	76	63,94
Panama	23.038	25.298	9,81	153.349	164.487	7,26
Suriname	185	66.378	35.780,00	31.552	119.177	277,72
Chile	31.096	55.723	79,19	99.525	145.376	46,07
Argentina	6.655	3.556	-46,56	49.444	37.116	-24,93
Brazil	258.319	392.902	52,10	1.895.391	2.326.466	22,74
Colombia	53.123	120.323	126,50	366.362	712.248	94,41
Uruguay	30	-	-	376	-	-

Lanjutan Tabel 3.6

Komoditas/Negara Tujuan	Berat Bersih (kg)		Perub %	Nilai FOB (US\$)		Perub %
	Jan-Jul 2023	Jan-Jul 2024		Jan-Jul 2023	Jan-Jul 2024	
	(1)	(2)	(3)	(4)	(5)	(6)
Ecuador	1.530	1.527	-0,21	16.285	15.178	-6,80
Peru	47.304	83.166	75,81	361.332	401.741	11,18
Trinidad and Tobago	—	19.047	—	—	96.901	—
Bahamas	798	86	-89,19	11.685	1.005	-91,40
Puerto Rico	—	2	—	—	51	—
Dominican Republic	30.830	8.347	-72,93	254.357	48.810	-80,81
El Salvador	10.843	—	—	45.581	—	—
Costa Rica	7.438	15.394	106,96	42.540	67.084	57,70
Antigua and Barbuda	—	14	—	—	53	—
Bermuda	—	1	—	—	5	—
French Polynesia	2.461	7.260	194,99	46.005	99.651	116,61
Martinique	—	1	—	—	7	—
Guadeloupe	2	—	—	84	—	—
Saint Kitts and Nevis	90	—	—	3.508	—	—
United Kingdom	265.855	138.026	-48,08	1.996.983	791.129	-60,38
Netherlands	716.605	1.180.706	64,76	4.800.635	7.344.377	52,99
France	13.063	30.763	135,50	128.737	320.692	149,11
Germany, Fed. Rep. of	283.693	225.581	-20,48	2.249.229	1.669.792	-25,76
Austria	11	—	—	55	—	—
Belgium	10.735	127.487	1.087,63	45.206	1.216.844	2.591,77
Switzerland	5	47	854,57	10	605	6.268,42
Luxembourg	—	797	—	—	7.038	—
Denmark	1.556	2.571	65,31	38.889	44.262	13,82
Norway	834	10	-98,80	2.836	91	-96,78
Sweden	694	620	-10,67	10.499	13.839	31,81
Finland	8.472	—	—	91.347	—	—
Ireland	574	68	-88,23	20.318	1.437	-92,93
Italy	184.134	180.300	-2,08	2.055.277	1.718.495	-16,39
Spain	289.910	292.485	0,89	2.626.444	2.370.415	-9,75
Portugal	22.788	18.263	-19,86	225.886	185.389	-17,93
Greece	148.941	97.311	-34,66	1.295.139	779.870	-39,78
Hungary	35.279	19.741	-44,04	561.850	279.258	-50,30
Poland	48.172	17.785	-63,08	408.555	138.422	-66,12
Romania	11.349	27.972	146,46	141.164	270.112	91,35
Bulgaria	4.556	6.686	46,74	25.942	43.247	66,71
Turkmenistan	6.646	—	—	55.113	—	—
Uzbekistan	-0	—	—	7	—	—
Lithuania	108	—	—	2.679	—	—
Estonia	1.359	—	—	16.048	—	—
Croatia	26.816	808	-96,99	125.903	6.844	-94,56
Malta	29	856	2.822,47	149	4.703	3.049,32
Slovakia	1	—	—	2	—	—
Slovenia	87.510	79.667	-8,96	1.013.028	708.309	-30,08
Czech Republic	63	3.517	5.482,83	135	15.891	11.644,82
Russia Federation	43.777	29.591	-32,41	352.266	285.074	-19,07
<b>Barang Tekstil Lainnya</b>	<b>62.227.712</b>	<b>60.219.162</b>	<b>-3,23</b>	<b>290.121.741</b>	<b>266.058.534</b>	<b>-8,29</b>
Japan	16.884.414	16.339.180	-3,23	79.014.751	64.539.891	-18,32
Hong Kong	112.750	69.181	-38,64	787.032	635.652	-19,23
Korea, Republic of	3.078.830	3.444.611	11,88	18.709.516	20.088.334	7,37
Taiwan	933.552	1.080.280	15,72	3.527.817	3.948.888	11,94
China	1.144.874	1.241.411	8,43	6.148.416	7.644.889	24,34
Mongolia	930	4.544	388,85	10.293	9.160	-11,01
Macau	—	2.592	—	—	36.519	—
Papua New Guinea	20.045	132.311	560,08	131.960	1.438.169	989,85
Thailand	3.757.657	2.209.236	-41,21	14.718.434	8.483.381	-42,36
Singapore	1.266.309	2.079.761	64,24	10.781.150	9.364.511	-13,14
Philippines	1.252.997	1.403.357	12,00	3.990.913	4.123.548	3,32
Malaysia	2.924.666	2.904.141	-0,70	9.370.907	8.073.596	-13,84
Myanmar	75.309	43.724	-41,94	706.992	440.201	-37,74
Cambodia	74.629	89.809	20,34	416.251	283.154	-31,98
Brunei Darussalam	88.698	29.804	-66,40	229.766	116.601	-49,25
Lao People'S Dem. Rep.	949	165	-82,63	35.283	2.858	-91,90
Viet Nam	3.113.924	2.189.600	-29,68	13.725.698	12.330.366	-10,17
Maldives	9.151	18.606	103,33	335.716	206.422	-38,51
India	3.597.465	2.953.349	-17,90	19.790.350	13.618.344	-31,19
Pakistan	69.964	6.026	-91,39	246.717	54.377	-77,96
Bangladesh	431.795	369.797	-14,36	1.079.752	726.837	-32,68
Sri Lanka	244.230	399.590	63,61	1.166.938	2.557.123	119,13
Afghanistan	—	24.197	—	—	421.896	—
Iraq	138.438	150.108	8,43	400.732	447.723	11,73
Iran (Islamic Republic of)	25.384	79.414	212,85	155.187	440.814	184,05
Saudi Arabia	525.368	493.581	-6,05	1.648.436	974.182	-40,90
Israel	6.081	10.055	65,34	72.462	98.518	35,96
Kuwait	11.907	15.896	33,51	103.185	134.075	29,94
Jordan	122	4.779	3.813,18	7.460	93.764	1.156,90
Lebanon	122	3.773	3.005,24	3.542	17.472	393,27
Yemen	100	—	—	49	—	—
Oman	20.892	16.463	-21,20	261.485	96.340	-63,16
Syria Arab Republic	9.420	—	—	283.800	—	—
Turkey	116.344	513.625	341,47	1.573.383	2.659.749	69,05

Lanjutan Tabel 3.6

Komoditas/Negara Tujuan	Berat Bersih (kg)		Perub %	Nilai FOB (US\$)		Perub %
	Jan-Jul 2023	Jan-Jul 2024		Jan-Jul 2023	Jan-Jul 2024	
	(1)	(2)	(3)	(4)	(5)	(6)
United Arab Emirates	572.048	362.495	-36,63	3.272.899	2.037.531	-37,75
Qatar	270.084	73.109	-72,93	378.706	207.725	-45,15
Bahrain	83.479	28.496	-65,86	86.344	101.673	17,75
Cyprus	1.071	2.903	171,07	9.402	9.050	-3,74
Egypt	10.225	46.657	356,31	22.987	570.693	2.382,66
Libyan Arab Jamahiriya	-	349	-	-	18.909	-
Morocco	610.098	381.068	-37,54	3.362.828	2.482.940	-26,17
Tunisia	1.052	160	-84,83	82.097	2.953	-96,40
Algeria	-0	21	347.316,67	285	793	177,99
Sudan	-0	27	2.672.300,00	31	5	-84,03
Namibia	412	-	-	4.044	-	-
Ethiopia	34	8	-76,32	1.111	306	-72,48
Tanzania, United Rep. of	39.237	61.974	57,95	64.101	144.051	124,72
Madagascar	269	13.157	4.795,50	2.602	145.656	5.498,69
Somalia	25.640	34.956	36,33	331.028	666.013	101,20
Kenya	249.814	302.209	20,97	735.352	730.143	-0,71
Reunion	3.466	4.609	32,98	57.169	43.704	-23,55
Mozambique	101	-	-	60	-	-
Togo	82.989	112.484	35,54	176.081	217.832	23,71
Ghana	-	117	-	-	11.403	-
Guinea	120	1.211	909,33	420	25.999	6.090,14
Angola	42.051	-	-	89.743	-	-
Congo	155	30	-80,59	757	89	-88,28
Cameroon	313.727	250.733	-20,08	733.794	536.506	-26,89
Nigeria	53.434	58.651	9,76	145.145	230.177	58,58
Sierra Leone	211	248	17,50	5.241	1.003	-80,87
Gabon	2	-	-	14	-	-
Cote D'Ivoire	134.873	187.111	38,73	398.944	498.964	25,07
Senegal	114.027	24.926	-78,14	373.677	217.809	-41,71
Gambia	-	80	-	-	644	-
Seychelles	2.211	5.524	149,85	33.118	40.073	21,00
Uganda	303	488	61,06	285	186	-34,64
Central African Republic	162	-	-	4.533	-	-
Djibouti	40.230	24.498	-39,11	364.165	188.427	-48,26
Swaziland	-	28.242	-	-	93.384	-
South Africa	613.901	933.844	52,12	1.988.729	2.810.210	41,31
Zimbabwe	14.734	-	-	38.143	-	-
Malawi	-	18	-	-	203	-
Mauritius	61.823	15.355	-75,16	202.615	86.192	-57,46
Rwanda	225	6.510	2.793,33	810	20.800	2.467,90
Mayotte	150	181	20,79	100	390	289,83
Democratic Rep. of the Congo	29.919	10.791	-63,93	73.523	58.682	-20,19
Australia	1.411.090	1.259.353	-10,75	7.326.528	6.657.993	-9,12
New Zealand	293.132	299.688	2,24	1.436.376	1.102.460	-23,25
Guam	220	224	2,01	482	1.791	271,81
Palau	34	1.057	3.008,69	309	7.086	2.192,03
New Caledonia	1.004	944	-6,01	19.319	22.652	17,26
Northern Mariana Islands	280	449	60,49	3.595	1.822	-49,32
Saint Vincent and the Grenadines	-	117	-	-	3.500	-
Vanuatu	7.651	2.176	-71,56	95.441	6.936	-92,73
Wallis and Futuna Islands	2.626	888	-66,20	20.191	11.076	-45,14
American Samoa	-	1.764	-	-	17.546	-
Cook Islands	928	864	-6,90	12.458	24.074	93,24
Fiji	15.177	57.126	276,40	138.682	551.615	297,76
Kiribati	24	244	916,67	40	767	1.808,62
Samoa	-	9.822	-	-	97.471	-
Solomon Islands	336	23.026	6.753,04	1.185	245.692	20.633,54
Tonga	1.909	905	-52,60	24.897	6.606	-73,47
East Timor	514.479	361.622	-29,71	703.432	606.154	-13,83
United States	9.032.019	7.998.943	-11,44	36.576.535	37.335.557	2,08
Canada	165.130	119.794	-27,45	762.868	725.240	-4,93
Mexico	223.354	215.709	-3,42	1.470.026	1.455.203	-1,01
Guatemala	4.532	543	-88,02	338.652	13.186	-96,11
Honduras	10.377	-	-	334.818	-	-
Nicaragua	30.085	44.210	46,95	90.751	131.076	44,43
Panama	9.070	32.134	254,27	140.056	79.315	-43,37
Cuba	-	47.052	-	-	82.899	-
Curacao	402	35	-91,26	3.176	111	-96,50
Suriname	45.465	1.097	-97,59	77.813	3.659	-95,30
Chile	4.419	6.895	56,04	58.620	45.669	-22,09
Argentina	927	144	-84,48	21.394	597	-97,21
Brazil	1.162.120	2.228.519	91,76	5.233.083	7.731.994	47,75
Colombia	1.356	2.481	83,00	8.112	11.144	37,37
Bolivia	378	-	-	4.519	-	-
Uruguay	123.874	95.891	-22,59	255.085	190.172	-25,45
Paraguay	774	1.039	34,31	27.829	10.332	-62,87
Ecuador	427	317	-25,73	2.092	4.949	136,53
Peru	839	2.390	184,87	13.110	19.744	50,60
Guyana	54.052	31.572	-41,59	113.445	64.223	-43,39
Trinidad and Tobago	14.497	2	-99,99	39.162	14	-99,96
Bahamas	4.008	96	-97,60	37.956	541	-98,58



Lanjutan Tabel 3.6

Komoditas/Negara Tujuan	Berat Bersih (kg)		Perub %	Nilai FOB (US\$)		Perub %
	Jan-Jul 2023	Jan-Jul 2024		Jan-Jul 2023	Jan-Jul 2024	
	(1)	(2)	(3)	(4)	(5)	(6)
Jamaica	45.136	43.935	-2,66	118.915	112.764	-5,17
Puerto Rico	6.020	1.198	-80,09	26.577	2.884	-89,15
Belize	4.655	3.445	-25,99	27.382	41.026	49,83
Dominican Republic	120.923	110.946	-8,25	1.770.130	1.529.341	-13,60
El Salvador	2.785	151	-94,58	13.450	2.683	-80,05
Costa Rica	4.391	4.639	5,64	75.085	26.009	-65,36
Barbados	36	226	535,95	725	2.749	279,18
Antigua and Barbuda	63	698	1.008,40	1.697	2.716	60,06
Aruba	491	397	-19,13	681	1.855	172,66
Bermuda	250	4	-98,40	1.477	220	-85,11
Cayman Islands	376	302	-19,65	2.040	1.147	-43,78
French Polynesia	4.036	8.502	110,67	89.743	90.824	1,21
Martinique	1.647	629	-61,81	14.091	7.144	-49,30
Netherlands Antilles	1.229	344	-72,02	21.413	4.368	-79,60
Turks and Caicos Islands	14	166	1.084,79	400	6.460	1.516,55
Guadeloupe	2.939	5.904	100,87	53.586	33.370	-37,73
Saint Kitts and Nevis	542	348	-35,79	23.530	15.395	-34,57
Virgin Islands (British)	1.545	2.269	46,87	5.346	14.039	162,61
U. S. Virgin Islands	85	4	-95,31	1.832	148	-91,91
Sint Maarten (Dutch Part)	-	392	-	-	3.235	-
United Kingdom	586.442	973.870	66,06	2.217.903	3.220.659	45,21
Netherlands	2.008.029	926.013	-53,88	6.263.491	4.323.223	-30,98
France	502.150	449.560	-10,47	3.078.747	2.590.326	-15,86
Germany, Fed. Rep. of	254.627	341.333	34,05	5.089.064	5.105.844	0,33
Austria	22.596	22.319	-1,23	305.503	390.818	27,93
Belgium	332.359	490.557	47,60	1.289.451	2.140.798	66,02
Switzerland	4.541	8.173	79,98	157.525	120.845	-23,29
Luxembourg	-	16.439	-	-	766.937	-
Monaco	16	6	-60,22	300	211	-29,60
Denmark	21.462	28.445	32,53	266.620	345.597	29,62
Norway	227.188	198.452	-12,65	1.693.893	1.624.637	-4,09
Sweden	44.386	52.856	19,08	297.797	470.109	57,86
Finland	25.653	19.815	-22,76	196.226	133.414	-32,01
Ireland	13.769	42.011	205,11	58.442	110.806	89,60
Italy	143.847	503.800	250,23	654.962	1.246.952	90,39
Spain	334.607	378.562	13,14	1.456.200	1.615.848	10,96
Portugal	109.876	226.829	106,44	275.856	515.302	86,80
Iceland	-	22.480	-	-	118.692	-
Greece	165.636	580.093	250,22	1.674.462	2.209.960	31,98
Hungary	378.424	300.492	-20,59	2.571.079	1.525.599	-40,66
Poland	87.127	35.231	-59,56	1.036.143	555.849	-46,35
Romania	35.023	29.147	-16,78	98.351	157.924	60,57
Bulgaria	605	1.054	74,20	6.125	5.162	-15,72
Albania	2.339	1.842	-21,23	43.475	21.125	-51,41
Belarus	1.588	1.958	23,33	57.316	64.835	13,12
Kazakhstan	191	4.405	2.204,55	933	180.043	19.204,62
Kyrgyzstan	-	10	-	-	153	-
Lithuania	172.718	143.547	-16,89	340.852	241.236	-29,23
Latvia	17.388	297	-98,29	51.777	3.756	-92,75
Estonia	21	10	-51,71	502	115	-77,04
Georgia	3.840	195	-94,93	7.104	567	-92,01
Croatia	774	918	18,66	1.499	13.979	832,78
Bosnia and Herzegovina	16	-	-	390	-	-
Malta	456	254	-44,18	17.215	1.892	-89,01
Slovakia	19	110	496,49	286	1.580	451,68
Slovenia	12.414	9.507	-23,42	127.593	112.321	-11,97
Czech Republic	24.708	39.649	60,47	55.335	363.839	557,52
Rep. of Macedonia	382	29	-92,41	17.821	4.140	-76,77
Russia Federation	47.821	39.044	-18,36	587.281	275.554	-53,08
Serbia	895	15	-98,37	8.496	174	-97,95
Montenegro	29	-	-	329	-	-
<b>Serat/Benang/Strip Filamen Buatan</b>	<b>53.151.985</b>	<b>63.846.454</b>	<b>20,12</b>	<b>132.458.646</b>	<b>120.726.715</b>	<b>-8,86</b>
Japan	6.023.676	6.123.767	1,66	17.588.747	16.893.833	-3,95
Hong Kong	2.367	12.042	408,73	9.868	50.730	414,08
Korea, Republic of	1.953.730	1.554.203	-20,45	4.082.530	3.188.176	-21,91
Taiwan	157.594	749.799	375,78	367.517	2.255.794	513,79
China	2.275.323	2.255.815	-0,86	25.987.961	3.615.419	-86,09
Papua New Guinea	-	1	-	-	19	-
Thailand	10.362.406	11.431.245	10,31	27.513.176	24.279.373	-11,75
Singapore	10.514	42.343	302,74	227.752	467.652	105,33
Philippines	24.146	323.044	1.237,88	67.314	1.361.792	1.923,05
Malaysia	10.169	4.355	-57,17	140.271	157.873	12,55
Cambodia	30	-	-	219	-	-
Brunei Darussalam	100	-	-	154	-	-
Viet Nam	2.925.606	3.408.624	16,51	5.791.630	6.787.207	17,19
India	12.182.491	15.914.375	30,63	17.241.034	23.475.033	36,16
Pakistan	6.693	537.171	7.925,87	12.717	523.218	4.014,42
Bangladesh	395.893	843.666	113,10	1.094.814	1.492.819	36,35
Sri Lanka	-	305	-	-	1.661	-
Saudi Arabia	47.553	-	-	48.980	-	-

Lanjutan Tabel 3.6

Komoditas/Negara Tujuan	Berat Bersih (kg)		Perub %	Nilai FOB (US\$)		Perub %
	Jan-Jul 2023	Jan-Jul 2024		Jan-Jul 2023	Jan-Jul 2024	
(1)	(2)	(3)	(4)	(5)	(6)	(7)
Israel	169	152	-9,64	4.945	4.793	-3,09
Kuwait	-	847	-	-	11.582	-
Jordan	-	70.026	-	-	99.772	-
Oman	7.240	-	-	45.428	-	-
Turkey	5.167.396	7.635.275	47,76	8.369.653	10.983.839	31,23
United Arab Emirates	58.378	18.276	-68,69	222.078	179.244	-19,29
Qatar	7	15	101,35	583	1.352	132,11
Egypt	419.228	1.158.736	176,40	672.953	1.505.861	123,77
Morocco	-	100	-	-	5.577	-
Tunisia	40	-	-	1.594	-	-
Madagascar	-	50	-	-	59	-
Nigeria	87	-	-	878	-	-
Cote D'Ivoire	20	-	-	527	-	-
South Africa	3.726	2.282	-38,76	58.832	29.593	-49,70
Mauritius	56	-	-	4.355	-	-
Australia	2.437	2.690	10,38	63.045	84.390	33,86
New Zealand	3.244	-	-	15.570	-	-
East Timor	205	2.553	1.145,21	179	2.030	1.034,19
United States	6.381.591	6.781.342	6,26	11.215.395	11.336.959	1,08
Canada	21.179	24.391	15,16	28.932	37.495	29,60
Mexico	214.784	342.845	59,62	431.662	725.203	68,00
Argentina	280.994	150.336	-46,50	439.854	214.704	-51,19
Brazil	2.089.113	1.722.924	-17,53	6.585.883	4.094.857	-37,82
Colombia	7.590	81.549	974,42	11.912	148.384	1.145,72
Uruguay	-	238	-	-	6.382	-
Ecuador	10.040	10.512	4,70	29.139	29.827	2,36
Peru	-	23.226	-	-	74.323	-
El Salvador	34	12.654	37.559,82	233	25.062	10.661,41
Barbados	-	268	-	-	872	-
United Kingdom	190.037	280.093	47,39	308.179	429.314	39,31
Netherlands	839.286	911.563	8,61	1.335.663	1.476.646	10,56
France	36.381	89.710	146,59	61.098	162.837	166,52
Germany, Fed. Rep. of	163.443	125.215	-23,39	387.374	272.776	-29,58
Austria	1.495	-	-	60.707	-	-
Belgium	48.291	52.344	8,39	112.392	107.550	-4,31
Switzerland	10	-	-	687	-	-
Sweden	3.334	4.464	33,86	55.624	68.994	24,04
Finland	16.464	32.928	100,00	42.541	93.661	120,17
Ireland	119	601	407,17	9.110	27.710	204,17
Italy	324.803	294.499	-9,33	471.778	410.144	-13,06
Spain	790	2.636	233,72	50.947	112.385	120,59
Hungary	41.152	23.016	-44,07	404.893	214.072	-47,13
Poland	672	16.107	2.295,72	8.816	127.072	1.341,35
Bulgaria	436.431	282.993	-35,16	728.162	460.690	-36,73
Estonia	-	67.980	-	-	81.767	-
Slovenia	-	22.800	-	-	16.100	-
Czech Republic	3.428	4.321	26,08	42.360	68.842	62,52
Russia Federation	-	393.141	-	-	2.443.395	-
<b>Kain Rajutan</b>	<b>9.162.585</b>	<b>12.006.164</b>	<b>31,03</b>	<b>63.802.925</b>	<b>80.552.397</b>	<b>26,25</b>
Japan	336.657	230.585	-31,51	2.110.188	1.334.665	-36,75
Hong Kong	41.055	45.712	11,34	309.033	348.685	12,83
Korea, Republic of	126.398	210.113	66,23	784.478	1.368.203	74,41
Taiwan	65.615	52.508	-19,98	335.873	351.062	4,52
China	443.946	496.306	11,79	2.699.338	3.943.061	46,08
Macau	60	28	-53,36	317	203	-35,92
Thailand	543.789	616.252	13,33	3.427.023	3.913.397	14,19
Singapore	157.657	62.538	-60,33	1.269.526	402.189	-68,32
Philippines	492.672	336.644	-31,67	2.792.303	1.789.455	-35,91
Malaysia	392.273	385.130	-1,82	2.464.960	2.425.953	-1,58
Myanmar	104.282	140.520	34,75	959.655	1.191.730	24,18
Cambodia	135.281	169.362	25,19	1.489.944	1.679.045	12,69
Brunei Darussalam	92	249	170,08	2.191	2.936	34,04
Viet Nam	3.045.700	4.770.933	56,64	26.773.037	35.588.812	32,93
Maldives	6.295	2.249	-64,27	35.422	12.990	-63,33
India	691.208	921.469	33,31	2.648.733	3.434.339	29,66
Pakistan	9.970	7.385	-25,93	80.723	56.871	-29,55
Bangladesh	56.569	142.412	151,75	585.312	1.192.315	103,71
Sri Lanka	193.808	370.539	91,19	2.572.143	4.523.780	75,88
Saudi Arabia	10	692	6.847,99	80	8.727	10.808,94
Kuwait	3.954	3.401	-13,98	23.916	20.303	-15,11
Jordan	127.062	584.976	360,39	1.240.551	4.917.440	296,39
Lebanon	-	16.507	-	-	16.433	-
United Arab Emirates	46.847	22.257	-52,49	458.673	204.865	-55,34
Qatar	756	-	-	8.216	-	-
Egypt	-	27.851	-	-	247.393	-
Tunisia	40	-	-	21	-	-
Ethiopia	12.121	-	-	104.075	-	-
Kenya	-	10.966	-	-	84.982	-
Nigeria	-	1.943	-	-	60.000	-
Senegal	16.507	8.957	-45,74	1.682	38.522	2.190,75



Lanjutan Tabel 3.6

Komoditas/Negara Tujuan	Berat Bersih (kg)		Perub %	Nilai FOB (US\$)		Perub %
	Jan-Jul 2023	Jan-Jul 2024		Jan-Jul 2023	Jan-Jul 2024	
(1)	(2)	(3)	(4)	(5)	(6)	(7)
South Africa	-	11.320	-	-	71.361	-
Mauritius	2.166	1	-99,95	20.925	3	-99,99
Australia	158.396	164.849	4,07	848.312	852.979	0,55
New Zealand	54.176	51.423	-5,08	478.150	392.718	-17,87
Fiji	69	325	370,72	897	1.438	60,29
East Timor	14.950	10.172	-31,96	9.151	2.480	-72,90
United States	59.389	101.191	70,39	1.160.700	859.543	-25,95
Canada	377	3.731	890,12	49.867	584.942	1.073,00
Mexico	15.335	-	-	41.844	-	-
Guatemala	173.634	453.389	161,12	194.302	1.941.115	899,02
Honduras	18.919	32.797	73,36	311.525	570.701	83,20
Nicaragua	189.880	153.619	-19,10	1.212.187	849.800	-29,90
Argentina	-	30.967	-	-	98.842	-
Brazil	2.455	1.083	-55,88	11.500	7.100	-38,26
Colombia	1.083	592	-45,33	15.955	9.634	-39,62
Uruguay	28	-	-	82	-	-
Peru	34.500	53.804	55,95	1.733	2.808	62,01
El Salvador	14.605	5.424	-62,86	240.119	41.372	-82,77
Haiti	11.811	180	-98,47	84.292	1.346	-98,40
French Polynesia	-	1.914	-	-	22.455	-
United Kingdom	54	21	-61,42	1.654	695	-57,99
Netherlands	136.399	196.252	43,88	362.928	606.373	67,08
France	1.381	7.988	478,60	11.237	59.208	426,90
Germany, Fed. Rep. of	43.752	13.764	-68,54	127.997	38.814	-69,68
Austria	18	86	370,94	79	1.095	1.282,38
Belgium	234.125	154.306	-34,09	845.360	522.611	-38,18
Switzerland	1	1	-50,00	2	1	-50,00
Denmark	3.057	3	-99,89	13.670	38	-99,72
Sweden	7.743	-	-	18.771	-	-
Italy	572.383	417.614	-27,04	2.825.773	1.908.118	-32,47
Spain	160	-	-	2.148	-	-
Portugal	122.685	60.624	-50,59	605.152	282.352	-53,34
Greece	-	821	-	-	11.770	-
Romania	-	3	-	-	112	-
Bulgaria	-0	-	-	6	-	-
Lithuania	-0	-	-	1	-	-
Slovenia	238.123	439.344	84,50	1.121.047	1.651.524	47,32
Czech Republic	1	68	13.567,00	5	693	13.757,24
Russia Federation	307	-	-	8.143	-	-
<b>Serat Tekstil</b>	<b>27.854.421</b>	<b>28.816.561</b>	<b>3,45</b>	<b>19.684.348</b>	<b>21.312.755</b>	<b>8,27</b>
Japan	4.142.561	4.068.300	-1,79	1.621.925	2.108.006	29,97
Hong Kong	7.550	425	-94,37	15.567	330	-97,88
Korea, Republic of	4.516.439	1.965.089	-56,49	1.090.667	412.024	-62,22
Taiwan	610.660	796.243	30,39	1.133.906	1.291.119	13,86
China	9.745.598	10.702.719	9,82	2.077.873	2.737.262	31,73
Mongolia	-	43	-	-	691	-
Papua New Guinea	-	2	-	-	34	-
Thailand	1.824.304	3.043.592	66,84	3.314.798	4.379.484	32,12
Singapore	1.690	26.018	1.439,95	3.090	8.286	168,14
Philippines	147.012	19.642	-86,64	368.943	49.266	-86,65
Malaysia	518.382	324.102	-37,48	753.963	552.852	-26,67
Myanmar	28.198	-	-	126.601	-	-
Cambodia	2	-	-	82	-	-
Brunei Darussalam	2.741	3.021	10,23	27.378	18.550	-32,25
Viet Nam	3.777.485	6.220.592	64,68	5.944.434	7.824.313	31,62
Maldives	10	-	-	350	-	-
India	917.144	779.628	-14,99	969.051	747.200	-22,89
Pakistan	37.000	205.896	456,48	5.920	312.834	5.184,35
Bangladesh	153.024	-	-	490.679	-	-
Sri Lanka	1.000	4.300	330,00	4.078	16.000	292,34
Iraq	-	5.053	-	-	7.800	-
Iran (Islamic Republic of)	21.060	144.265	585,02	100.112	179.481	79,28
Saudi Arabia	2.500	100	-96,00	3.250	256	-92,12
Turkey	278.091	116.119	-58,24	216.712	145.015	-33,08
Qatar	-	2.000	-	-	800	-
Tunisia	-	22.440	-	-	6.395	-
South Africa	-	11	-	-	627	-
Australia	134.729	33.208	-75,35	70.268	16.218	-76,92
New Zealand	-	19.210	-	-	7.814	-
Fiji	-	372	-	-	1.734	-
Kiribati	78	-	-	1.176	-	-
East Timor	1.557	2.148	37,92	6.242	5.267	-15,61
United States	179.219	23.697	-86,78	388.413	169.242	-56,43
Canada	-	111	-	-	6.748	-
Mexico	20.055	-	-	8.022	-	-
Chile	-0	-	-	-0	-	-
Colombia	-	184	-	-	729	-
Martinique	-	129	-	-	1.738	-
United Kingdom	45.813	118	-99,74	27.771	5.794	-79,14
Netherlands	73.904	25.559	-65,42	22.924	14.225	-37,95

Lanjutan Tabel 3.6

Komoditas/Negara Tujuan	Berat Bersih (kg)		Perub %	Nilai FOB (US\$)		Perub %
	Jan-Jul 2023	Jan-Jul 2024		Jan-Jul 2023	Jan-Jul 2024	
(1)	(2)	(3)	(4)	(5)	(6)	(7)
France	43	761	1.665,13	57	13.539	23.477,42
Germany, Fed. Rep. of	326.317	137	-99,96	543.403	4.671	-99,14
Belgium	46.070	25.824	-43,95	10.904	6.637	-39,14
Denmark	-	26	-	-	60	-
Finland	-	101	-	-	4.466	-
Ireland	120.000	70.773	-41,02	52.380	32.910	-37,17
Italy	66.275	95.823	44,58	125.650	91.832	-26,91
Spain	2	-	-	16	-	-
Greece	-	3	-	-	125	-
Poland	25.063	47.898	91,11	74.997	117.689	56,92
Slovenia	82.625	20.850	-74,77	82.315	12.510	-84,80
Czech Republic	200	29	-85,58	400	183	-54,37
Russia Federation	20	-	-	31	-	-
<b>Kain Sulaman/Bordir</b>	<b>109.922</b>	<b>149.638</b>	<b>36,13</b>	<b>1.622.616</b>	<b>1.661.992</b>	<b>2,43</b>
Japan	214	640	199,57	3.640	5.480	50,57
Hong Kong	26	254	878,10	5.760	7.852	36,31
Taiwan	-	12	-	-	387	-
China	13	186	1.301,81	735	1.955	165,95
Thailand	44.269	2.089	-95,28	428.008	25.591	-94,02
Singapore	550	2.066	275,41	22.966	41.062	78,80
Philippines	407	345	-15,20	24.062	15.978	-33,60
Malaysia	15.705	8.219	-47,67	446.102	354.249	-20,59
Brunei Darussalam	-	260	-	-	2.500	-
Viet Nam	-	220	-	-	3.358	-
Pakistan	6.388	4	-99,93	114.227	153	-99,87
Sri Lanka	1.311	-	-	18.397	-	-
Saudi Arabia	12.687	32.829	158,76	85.678	201.943	135,70
Lebanon	-	13	-	-	8	-
United Arab Emirates	5.962	74.730	1.153,44	48.210	469.704	874,30
Qatar	-	3	-	-	2.760	-
South Africa	30	4	-86,78	1.433	256	-82,15
Australia	667	294	-55,90	8.622	10.770	24,91
New Zealand	9	13	46,67	434	431	-0,64
Cook Islands	-	45	-	-	2.016	-
Fiji	3	-	-	2	-	-
East Timor	12.442	1.556	-87,50	7.325	2.659	-63,71
United States	3.185	1.553	-51,25	260.147	135.594	-47,88
Canada	2.587	4.657	80,00	23.493	46.158	96,48
Mexico	-	8.254	-	-	123.985	-
Guatemala	387	-	-	7.965	-	-
Chile	-	7.664	-	-	72.321	-
United Kingdom	-	-0	-	-	73	-
Netherlands	61	2.781	4.458,94	831	98.028	11.697,21
France	1.715	656	-61,74	55.089	19.683	-64,27
Italy	-	4	-	-	5	-
Portugal	1.148	171	-85,10	52.617	14.039	-73,32
Greece	110	118	7,71	3.316	2.998	-9,59
Poland	46	-	-	3.559	-	-
<b>Sutra</b>	<b>29.875</b>	<b>7.514</b>	<b>-74,85</b>	<b>47.855</b>	<b>36.848</b>	<b>-23,00</b>
Japan	28	-	-	482	-	-
Hong Kong	343	-	-	274	-	-
Taiwan	2	-	-	9	-	-
China	45	7	-84,35	768	88	-88,57
Papua New Guinea	-	111	-	-	98	-
Thailand	-	90	-	-	552	-
Singapore	2	463	24.253,37	116	541	365,85
Malaysia	8.461	1.630	-80,73	10.225	1.587	-84,48
Brunei Darussalam	40	6	-84,02	334	171	-48,72
Maldives	100	1.357	1.257,12	300	12.493	4.067,04
India	2	1.375	68.650,00	2	438	21.800,00
Bangladesh	33	-	-	3	-	-
Sri Lanka	-	10	-	-	2.790	-
Saudi Arabia	-	9	-	-	310	-
Israel	15	-	-	166	-	-
United Arab Emirates	21	16	-26,22	53	55	4,03
Madagascar	6	-	-	100	-	-
Kenya	218	-	-	2.095	-	-
Mauritius	790	-	-	3.200	-	-
Australia	3	321	10.805,58	36	3.486	9.582,14
New Zealand	15	-	-	13	-	-
East Timor	18.797	1.637	-91,29	8.663	2.272	-73,78
United States	22	147	574,49	477	3.200	571,53
Canada	23	-	-	1.335	-	-
United Kingdom	-	-0	-	-	1	-
France	4	12	228,57	60	97	61,08
Austria	-	-0	-	-	1.958	-
Italy	-	224	-	-	2.223	-
Spain	907	-	-	19.145	-	-
Poland	-	100	-	-	4.491	-

Lanjutan Tabel 3.6

Komoditas/Negara Tujuan	Berat Bersih (kg)		Perub %	Nilai FOB (US\$)		Perub %
	Jan-Jul 2023	Jan-Jul 2024		Jan-Jul 2023	Jan-Jul 2024	
(1)	(2)	(3)	(4)	(5)	(6)	(7)
<b>Pakaian Jadi (Konveksi) dari Tekstil</b>	<b>159.653.707</b>	<b>169.085.783</b>	<b>5,91</b>	<b>3.878.415.114</b>	<b>3.955.861.424</b>	<b>2,00</b>
Japan	12.708.464	11.570.783	-8,95	325.288.083	296.068.451	-8,98
Hong Kong	1.858.337	1.670.246	-10,12	27.886.200	28.342.754	1,64
Korea, Republic of	8.509.586	10.306.839	21,12	173.674.139	200.518.532	15,46
Taiwan	849.635	960.634	13,06	16.655.757	19.205.232	15,31
China	1.939.958	2.056.427	6,00	78.154.936	83.540.638	6,89
Mongolia	1.654	907	-45,14	41.749	22.003	-47,30
Macau	451	819	81,46	18.477	25.118	35,94
Papua New Guinea	46.495	46.174	-0,69	690.345	553.978	-19,75
Thailand	598.928	601.598	0,45	15.918.078	16.831.122	5,74
Singapore	1.972.647	2.047.799	3,81	45.268.677	46.348.475	2,39
Philippines	974.285	1.137.367	16,74	15.827.029	20.232.466	27,83
Malaysia	5.864.004	5.163.412	-11,95	56.955.457	51.975.842	-8,74
Myanmar	14.311	19.934	39,29	83.005	83.264	0,31
Cambodia	50.485	21.741	-56,94	360.699	268.924	-25,44
Brunei Darussalam	52.370	67.823	29,51	493.597	448.907	-9,05
Lao People'S Dem. Rep.	50	200	302,74	1.343	160	-88,09
Nepal	75.154	40.240	-46,46	484.765	461.611	-4,78
Viet Nam	376.005	517.754	37,70	8.610.116	12.015.607	39,55
Maldives	23.887	19.765	-17,25	489.402	281.663	-42,45
India	479.996	562.371	17,16	11.713.466	11.966.149	2,16
Pakistan	1	2	200,00	1	1	100,00
Bangladesh	5.506	24.400	343,16	37.896	159.358	320,51
Sri Lanka	14.265	59.795	319,17	60.360	718.318	1.090,07
Iraq	64.755	143.140	121,05	794.073	1.313.366	65,40
Iran (Islamic Republic of)	25.696	11.439	-55,49	173.554	169.415	-2,38
Saudi Arabia	1.016.226	813.635	-19,94	11.938.100	10.922.335	-8,51
Israel	255.741	184.695	-27,78	8.501.714	6.197.661	-27,10
Kuwait	262.722	211.800	-19,38	2.157.997	1.834.464	-14,99
Jordan	20	103.410	521.433,01	147	2.241.789	1.522.750,95
Lebanon	83	467	466,06	1.317	8.757	564,75
Yemen	59.288	18	-99,97	230.498	1	-100,00
Oman	22.576	66.659	195,26	226.218	409.965	81,23
Syria Arab Republic	6.301	-	-	214.515	-	-
Turkey	373.081	611.753	63,97	8.050.262	12.959.032	60,98
United Arab Emirates	1.808.784	1.514.510	-16,27	33.669.011	28.958.455	-13,99
Qatar	17.807	27.457	54,19	390.903	282.612	-27,70
Bahrain	9.110	9.536	4,68	136.788	89.138	-34,84
Cyprus	746	379	-49,17	38.351	13.182	-65,63
Egypt	17.023	19.222	12,92	476.789	347.790	-27,06
Libyan Arab Jamahiriya	33.775	40.900	21,10	214.168	254.610	18,88
Morocco	17.885	20.529	14,78	563.686	572.743	1,61
Tunisia	716	1.426	99,19	16.870	14.141	-16,18
Algeria	159.186	142.083	-10,74	2.258.310	2.042.912	-9,54
Sudan	40.540	30.861	-23,87	150.451	137.246	-8,78
Namibia	291	108	-62,82	9.557	4.541	-52,49
Ethiopia	-	14	-	-	418	-
Tanzania, United Rep. of	1.600.891	1.661.598	3,79	6.571.317	6.442.175	-1,97
Madagascar	41.435	42.220	1,89	95.288	28.786	-69,79
Somalia	392.604	527.716	34,41	7.033.664	7.862.767	11,79
Kenya	171.800	88.418	-48,53	2.249.390	1.399.317	-37,79
Reunion	4.080	8.363	104,98	101.984	211.074	106,97
Mozambique	106.810	95.705	-10,40	201.913	169.049	-16,28
Equatorial Guinea	-	108	-	-	-0	-
Togo	1.534.252	1.381.456	-9,96	1.874.391	1.449.083	-22,69
Ghana	18.942	4.511	-76,19	132.105	49.700	-62,38
Liberia	150	-	-	235	-	-
Guinea	216.063	276.223	27,84	644.465	745.035	15,61
Angola	35.810	23.786	-33,58	19.175	9.166	-52,20
Congo	537.586	565.324	5,16	758.382	864.917	14,05
Cameroon	256.350	148.834	-41,94	917.435	391.695	-57,31
Nigeria	2.977.652	2.780.131	-6,63	6.373.214	6.652.255	4,38
Sierra Leone	-	16	-	-	1	-
Gabon	14.440	5.562	-61,48	7.361	3.792	-48,48
Cote D'Ivoire	852.604	849.662	-0,35	733.231	483.460	-34,06
Senegal	1.427.119	1.350.305	-5,38	1.949.149	1.823.106	-6,47
Benin	49.132	-	-	113.507	-	-
Burkina Faso	249.405	183.174	-26,56	942.425	427.889	-54,60
Gambia	682	31.110	4.461,51	3.734	122.847	3.190,40
Seychelles	1.425	548	-61,57	16.651	8.751	-47,45
Uganda	15.952	13.921	-12,73	54.081	35.644	-34,09
Central African Republic	-	67	-	-	1.846	-
Niger	15.789	-	-	34.905	-	-
Chad	-	111	-	-	900	-
Djibouti	112.743	42.349	-62,44	2.074.147	941.115	-54,63
Saint Helena	2.031	19	-99,08	5.457	549	-89,93
South Africa	281.707	298.806	6,07	6.537.339	6.078.319	-7,02
Malawi	-	38	-	-	300	-
Comoros	-	332	-	-	1.204	-
Mauritius	17.832	12.795	-28,25	277.184	164.549	-40,64

Lanjutan Tabel 3.6

Komoditas/Negara Tujuan	Berat Bersih (kg)		Perub %	Nilai FOB (US\$)		Perub %
	Jan-Jul 2023	Jan-Jul 2024		Jan-Jul 2023	Jan-Jul 2024	
	(1)	(2)	(3)	(4)	(5)	(6)
Rwanda	8.342	-	-	52.234	-	-
Mayotte	31	1.303	4.103,23	283	8.332	2.839,43
Democratic Rep. of the Congo	25	37	46,71	1.216	412	-66,12
Australia	3.894.659	3.962.361	1,74	125.972.304	117.883.215	-6,42
New Zealand	461.187	411.314	-10,81	17.884.358	15.030.091	-15,96
Micronesia, Fed. States of	866	367	-57,62	14.960	6.460	-56,82
Guam	3.844	2.779	-27,69	49.601	46.716	-5,82
Palau	4	53	1.225,00	49	957	1.873,74
Nauru	-	57	-	-	1.112	-
New Caledonia	18.659	6.059	-67,53	298.461	93.430	-68,70
Vanuatu	2.709	29	-98,92	125.800	574	-99,54
Wallis and Futuna Islands	1.153	-	-	13.240	-	-
American Samoa	-	10	-	-	34	-
Cook Islands	955	1.621	69,77	21.544	33.790	56,84
Fiji	33.889	29.567	-12,75	507.137	320.255	-36,85
Kiribati	18.893	28.157	49,03	132.683	202.238	52,42
Samoa	-	7	-	-	-0	-
Solomon Islands	50	501	902,00	162	474	192,59
Tonga	-	600	-	-	9.775	-
Christmas Islands	20	-	-	130	-	-
Tokelau	-	-0	-	-	10	-
East Timor	502.193	543.227	8,17	1.036.220	752.864	-27,35
United States	77.701.088	87.026.512	12,00	2.041.432.606	2.157.237.477	5,67
Canada	3.389.325	3.908.750	15,33	121.024.250	117.562.506	-2,86
Mexico	1.011.832	1.120.522	10,74	26.810.449	33.111.140	23,50
Guatemala	8.700	42.141	384,37	142.738	461.553	223,36
Honduras	1.017	-	-	279	-	-
Nicaragua	42.497	79.436	86,92	123.262	274.539	122,73
Panama	303.241	214.110	-29,39	7.326.467	5.638.810	-23,04
Cuba	-	23	-	-	410	-
Suriname	2.713	690	-74,57	43.181	21.279	-50,72
Chile	261.570	250.225	-4,34	6.331.597	6.358.445	0,42
Venezuela	27.002	118.128	337,48	406.893	894.984	119,96
Argentina	44.297	62.228	40,48	1.754.519	1.958.240	11,61
Brazil	202.641	144.501	-28,69	6.432.835	5.076.480	-21,08
Colombia	139.371	131.959	-5,32	3.098.476	3.200.475	3,29
Bolivia	2.385	2.633	10,40	62.514	68.788	10,04
Uruguay	41.281	30.491	-26,14	1.072.861	795.058	-25,89
Paraguay	7.425	10.505	41,48	221.698	385.455	73,86
Ecuador	44.228	25.757	-41,76	940.738	602.152	-35,99
Peru	108.210	127.531	17,86	2.927.062	2.931.350	0,15
Trinidad and Tobago	-0	1.074	1.073.779,00	35	6.805	19.623,48
Bahamas	967	6.990	622,84	4.165	156.037	3.646,04
Jamaica	7.104	1.148	-83,83	20.796	5.212	-74,94
Puerto Rico	64.796	41.749	-35,57	608.252	455.055	-25,19
Belize	68	-	-	446	-	-
Dominican Republic	6.978	4.792	-31,33	66.411	87.722	32,09
El Salvador	9.994	19.787	97,98	334.921	547.784	63,56
Costa Rica	6.335	8.481	33,87	122.434	244.680	99,85
Haiti	-	55	-	-	-0	-
Barbados	479	1.342	179,83	60.012	97.259	62,07
Antigua and Barbuda	295	15	-94,91	12.103	4.775	-60,55
Bermuda	950	756	-20,44	26.245	13.768	-47,54
Cayman Islands	51	91	77,28	12.267	24.699	101,35
French Polynesia	26.218	26.555	1,28	558.045	512.198	-8,22
Grenada	-	34	-	-	803	-
Martinique	1.610	5.605	248,21	21.773	42.951	97,27
Netherlands Antilles	21.400	33.834	58,10	407.251	115.034	-71,75
Norfolk Islands	-	3.000	-	-	14.481	-
Turks and Caicos Islands	67	6	-90,98	8.626	1.597	-81,49
Guadeloupe	4.358	9.406	115,86	63.579	131.602	106,99
Saint Kitts and Nevis	1.214	1.257	3,54	87.881	100.606	14,48
Virgin Islands (British)	2	25	1.261,11	483	5.135	963,45
U.S. Virgin Islands	46	78	70,33	2.382	2.958	24,20
Saint Barthelemy	-	6	-	-	606	-
Saint Martin (French Part)	-	12	-	-	3.365	-
Sint Maarten (Dutch Part)	-	-0	-	-	220	-
United Kingdom	2.967.006	2.610.870	-12,00	86.716.099	81.020.887	-6,57
Netherlands	2.642.875	3.131.104	18,47	99.418.856	102.329.449	2,93
France	891.483	613.257	-31,21	36.026.275	23.960.205	-33,49
Germany, Fed. Rep. of	4.973.514	4.732.921	-4,84	171.986.945	147.642.924	-14,15
Austria	99.058	16.221	-83,62	4.892.179	621.789	-87,29
Belgium	1.707.101	1.826.785	7,01	49.159.875	64.580.247	31,37
Switzerland	152.489	103.561	-32,09	3.679.591	2.431.895	-33,91
Luxembourg	14	-0	-97,11	1.634	25	-98,47
Gibraltar	-0	46	23.101,00	65	7.236	11.099,10
Monaco	11.389	2.742	-75,92	380.069	118.163	-68,91
Denmark	137.742	125.956	-8,56	3.525.667	3.239.703	-8,11
Norway	23.778	11.564	-51,37	898.693	584.603	-34,95
Sweden	735.349	1.039.382	41,35	19.396.281	28.032.713	44,53
Finland	2.294	2.344	2,18	138.127	146.376	5,97

Lanjutan Tabel 3.6

Komoditas/Negara Tujuan	Berat Bersih (kg)		Perub %	Nilai FOB (US\$)		Perub %
	Jan-Jul 2023	Jan-Jul 2024		Jan-Jul 2023	Jan-Jul 2024	
	(1)	(2)	(3)	(4)	(5)	(6)
Ireland	8.626	13.638	58,11	258.957	366.531	41,54
Italy	1.173.468	1.268.200	8,07	45.892.411	46.209.625	0,69
Spain	1.525.645	1.276.195	-16,35	35.377.084	29.369.693	-16,98
Portugal	29.867	30.082	0,72	956.421	934.301	-2,31
Iceland	1	86	7.742,18	332	4.858	1.361,05
Greece	114.888	50.112	-56,38	3.173.298	1.139.251	-64,10
Vatican City State	23	-	-	731	-	-
Andorra	-0	322	99.965,22	64	8.863	13.852,66
Hungary	19.195	2.741	-85,72	452.001	55.832	-87,65
Poland	2.014.345	2.199.179	9,18	43.948.951	46.107.625	4,91
Romania	5.559	4.849	-12,77	156.078	136.457	-12,57
Bulgaria	29	788	2.647,47	2.120	26.916	1.169,52
Albania	4	641	14.298,81	260	2.257	767,20
Armenia	4	1	-69,04	1.050	102	-90,33
Azerbaijan	1	13	1.635,14	306	816	167,16
Kazakhstan	35.780	17.167	-52,02	955.974	584.489	-38,86
Kyrgyzstan	857	136	-84,12	42.723	4.295	-89,95
Moldova, Republic of	-0	3	1.230,50	105	247	134,62
Ukraine	10.038	18.827	87,55	310.494	542.992	74,88
Uzbekistan	3	1.485	56.998,38	755	24.250	3.111,50
Lithuania	1.419	8.681	511,72	37.644	472.366	1.154,83
Latvia	6.796	20.165	196,73	290.409	655.611	125,75
Estonia	1.291	786	-39,14	76.675	47.944	-37,47
Georgia	12.760	13.985	9,60	89.772	116.601	29,89
Croatia	74.376	109.432	47,13	1.387.561	2.201.515	58,66
Bosnia and Herzegovina	53	-0	-99,37	2.437	-0	-100,00
Malta	105	12.218	11.518,14	7.696	198.241	2.476,01
Slovakia	6.170	2.492	-59,62	97.326	57.070	-41,36
Slovenia	121.746	60.309	-50,46	5.743.496	1.225.883	-78,66
Czech Republic	92.745	26.681	-71,23	3.899.734	1.126.576	-71,11
Rep. of Macedonia	95	-	-	160	-	-
Russia Federation	31.302	4.639	-85,18	871.936	92.517	-89,39
Serbia	37.741	30.208	-19,96	798.068	666.330	-16,51
Montenegro	1.337	396	-70,37	31.836	6.100	-80,84
Jersey	-	3	-	-	1.388	-
<b>Pakaian Jadi Rajutan</b>	<b>26.953.273</b>	<b>24.536.137</b>	<b>-8,97</b>	<b>560.339.868</b>	<b>488.264.655</b>	<b>-12,86</b>
Japan	1.752.105	1.407.130	-19,69	37.179.695	27.660.450	-25,60
Hong Kong	164.888	160.088	-2,91	3.525.113	3.554.586	0,84
Korea, Republic of	693.766	863.375	24,45	11.271.927	17.014.996	50,95
Taiwan	61.192	57.671	-5,75	989.608	1.216.335	22,91
China	311.722	389.226	24,86	7.796.195	9.717.363	24,64
Mongolia	81	-	-	1.186	-	-
Macau	-	1	-	-	10	-
Thailand	24.060	22.754	-5,43	476.565	414.326	-13,06
Singapore	86.230	98.441	14,16	1.538.731	1.858.845	20,80
Philippines	31.800	57.783	81,71	487.507	1.141.520	134,15
Malaysia	74.204	117.931	58,93	1.202.784	1.621.520	34,81
Myanmar	-	4.678	-	-	26.580	-
Cambodia	21	18	-14,58	221	488	120,34
Brunei Darussalam	1.168	1.333	14,14	21.147	17.583	-16,85
Nepal	-	43	-	-	588	-
Viet Nam	30.675	48.480	58,05	568.366	860.529	51,40
India	138.061	116.106	-15,90	1.730.501	1.174.091	-32,15
Bangladesh	3	5	70,04	36	46	28,33
Sri Lanka	14	1.803	13.149,01	1	1.174	119.700,00
Iran (Islamic Republic of)	8.139	-	-	1.029	-	-
Saudi Arabia	97.183	119.379	22,84	1.123.550	1.807.033	60,83
Israel	24.631	18.665	-24,22	574.151	286.926	-50,03
Kuwait	1.382	1.482	7,25	26.965	29.155	8,12
Syria Arab Republic	6.280	-	-	148.500	-	-
Turkey	72.803	67.697	-7,01	974.272	863.452	-11,37
United Arab Emirates	162.410	139.756	-13,95	3.144.417	2.339.324	-25,60
Qatar	39	-	-	897	-	-
Egypt	1.507	231	-84,66	30.203	4.312	-85,72
Libyan Arab Jamahiriya	-	16.820	-	-	315.051	-
Morocco	762	1.194	56,69	22.015	25.672	16,61
Algeria	108.042	219.460	103,12	1.606.668	3.110.090	93,57
Ethiopia	10.358	-	-	69.467	-	-
Kenya	-	12.174	-	-	230.500	-
Reunion	65	54	-17,25	377	2.031	438,17
South Africa	66.620	37.739	-43,35	576.566	449.058	-22,12
Mauritius	47.103	29.672	-37,01	437.130	77.405	-82,29
Australia	252.430	488.458	93,50	5.795.371	7.952.936	37,23
New Zealand	23.719	51.260	116,11	526.412	805.764	53,07
Micronesia, Fed. States of	160	-	-	2.161	-	-
New Caledonia	127	10	-92,13	1.648	77	-95,36
Fiji	20	-	-	780	-	-
Tokelau	-	1	-	-	18	-
East Timor	5.722	16.190	182,95	9.870	13.861	40,43
United States	18.590.913	16.044.826	-13,70	401.540.549	329.685.543	-17,89

Lanjutan Tabel 3.6

Komoditas/Negara Tujuan	Berat Bersih (kg)		Perub	Nilai FOB (US\$)		Perub
	Jan-Jul 2023	Jan-Jul 2024		Jan-Jul 2023	Jan-Jul 2024	
	(1)	(2)	(3)	(4)	(5)	(6)
Canada	914.562	1.027.038	12,30	24.382.808	25.727.003	5,51
Mexico	133.367	150.358	12,74	2.538.772	2.732.528	7,63
Guatemala	1.335	1.225	-8,27	21.583	2.090	-90,31
Honduras	-	1	-	-	4	-
Nicaragua	11.622	2.240	-80,73	54.254	5.831	-89,25
Panama	19.675	17.813	-9,46	446.394	359.023	-19,57
Chile	68.013	62.189	-8,56	987.183	774.655	-21,53
Venezuela	-	2.584	-	-	4.354	-
Argentina	4.623	7.000	51,40	114.670	146.946	28,15
Brazil	9.785	14.548	48,68	270.869	264.084	-2,51
Colombia	33.812	22.760	-32,69	451.503	244.710	-45,80
Uruguay	17.544	13.458	-23,29	285.769	199.986	-30,02
Paraguay	4.681	6.915	47,73	128.043	148.340	15,85
Ecuador	8.521	6.511	-23,58	94.117	95.390	1,35
Peru	36.549	23.544	-35,58	497.485	322.246	-35,23
Bahamas	-	3.242	-	-	68.808	-
Dominican Republic	42	-	-	1.199	-	-
El Salvador	1.072	-	-	31.976	-	-
Barbados	-	5	-	-	26	-
Cape Verde	13	-	-	727	-	-
French Polynesia	134	-	-	5.634	-	-
Netherlands Antilles	-	1.942	-	-	4.797	-
Guadeloupe	55	-	-	70	-	-
United Kingdom	375.828	401.874	6,93	8.107.395	8.835.402	8,98
Netherlands	380.079	461.307	21,37	8.688.219	10.162.949	16,97
France	36.879	32.944	-10,67	751.638	721.408	-4,02
Germany, Fed. Rep. of	642.332	509.458	-20,69	9.819.682	6.834.688	-30,40
Austria	16.455	2.801	-82,97	404.877	57.301	-85,85
Belgium	171.331	123.070	-28,17	2.423.536	1.439.934	-40,59
Switzerland	29.419	15.589	-47,01	356.929	169.278	-52,57
Monaco	49	-	-	2.108	-	-
Denmark	33.049	29.408	-11,02	451.307	314.115	-30,40
Norway	1.028	419	-59,26	81.750	21.370	-73,86
Sweden	247.249	281.146	13,71	4.108.790	5.260.974	28,04
Finland	12	3	-72,72	39	85	117,37
Ireland	-	-0	-	-	26	-
Italy	130.193	139.686	7,29	2.116.573	2.566.679	21,27
Spain	113.441	80.640	-28,91	1.486.020	948.127	-36,20
Portugal	15	3	-76,93	146	39	-73,01
Iceland	-	74	-	-	3.949	-
Greece	4.785	2.515	-47,44	123.040	49.048	-60,14
Hungary	287	32	-88,73	5.712	822	-85,61
Poland	615.531	448.793	-27,09	7.185.042	5.044.732	-29,79
Romania	-	72	-	-	1.955	-
Kazakhstan	2.582	2.447	-5,23	62.345	45.458	-27,09
Kyrgyzstan	14	3	-78,17	821	80	-90,26
Ukraine	1.618	6.605	308,31	43.552	151.131	247,01
Latvia	-	433	-	-	14.171	-
Georgia	-	2.309	-	-	11.734	-
Croatia	27.296	14.273	-47,71	301.595	167.258	-44,54
Malta	-	52	-	-	320	-
Slovakia	-	64	-	-	1.457	-
Slovenia	-	330	-	-	1.270	-
Czech Republic	675	14	-97,90	15.525	33	-99,79
Russia Federation	-	13	-	-	437	-
Serbia	7.317	4.455	-39,12	87.590	58.365	-33,37
<b>Perlengkapan Pakaian dari Tekstil</b>	<b>10.241.954</b>	<b>10.447.585</b>	<b>2,01</b>	<b>155.996.940</b>	<b>157.372.577</b>	<b>0,88</b>
Japan	1.773.359	1.667.126	-5,99	20.712.797	18.761.196	-9,42
Hong Kong	36.411	39.644	8,88	715.401	554.857	-22,44
Korea, Republic of	198.391	165.874	-16,39	7.840.333	7.114.786	-9,25
Taiwan	1.357.990	1.391.102	2,44	2.689.059	2.466.481	-8,28
China	48.594	148.841	206,30	2.383.113	2.648.904	11,15
Mongolia	8	126	1.404,67	420	3.829	810,62
Papua New Guinea	584	1.202	105,70	9.230	20.838	125,77
Thailand	103.047	86.784	-15,78	705.838	936.243	32,64
Singapore	123.720	129.434	4,62	2.532.536	2.637.143	4,13
Philippines	110.772	257.322	132,30	979.127	1.535.436	56,82
Malaysia	610.345	872.397	42,94	6.997.602	6.054.466	-13,48
Myanmar	22	75	239,02	37	134	266,30
Cambodia	8.687	7.685	-11,53	87.103	92.317	5,99
Brunei Darussalam	7.968	10.467	31,37	57.448	42.132	-26,66
Nepal	4.235	978	-76,92	11.372	3.489	-69,32
Viet Nam	21.830	20.540	-5,91	427.788	365.566	-14,54
Maldives	10.728	7.259	-32,33	102.909	73.062	-29,00
India	95.153	61.703	-35,15	1.139.176	754.697	-33,75
Pakistan	40.664	4.195	-89,68	284.170	17.078	-93,99
Bangladesh	438	2.937	571,25	6.955	8.505	22,28
Sri Lanka	33.901	9.270	-72,66	89.800	20.595	-77,07
Iran (Islamic Republic of)	2.256	19.510	764,72	10.678	154.427	1.346,26
Saudi Arabia	225.935	189.075	-16,31	1.087.003	868.977	-20,06



Lanjutan Tabel 3.6

Komoditas/Negara Tujuan	Berat Bersih (kg)		Perub %	Nilai FOB (US\$)		Perub %
	Jan-Jul 2023	Jan-Jul 2024		Jan-Jul 2023	Jan-Jul 2024	
	(1)	(2)	(3)	(4)	(5)	(6)
Israel	3.192	2.141	-32,94	57.236	56.608	-1,10
Kuwait	10.194	11.389	11,73	47.825	48.015	0,40
Lebanon	81	—	—	2.869	—	—
Yemen	8.704	13.809	58,66	18.196	17.800	-2,18
Oman	34.278	59.772	74,37	272.002	699.499	157,17
Turkey	6.936	3.903	-43,72	155.677	89.556	-42,47
United Arab Emirates	393.690	392.886	-0,20	2.842.858	3.860.675	35,80
Qatar	720	232	-67,82	18.189	244	-98,66
Bahrain	41.382	19.510	-52,85	94.697	51.798	-45,30
Cyprus	9.091	5.641	-37,94	29.222	17.955	-38,56
Egypt	3.047	440	-85,57	28.109	77.372	175,26
Libyan Arab Jamahiriya	72	6.749	9.273,61	4.732	43.255	814,02
Morocco	729	46	-93,70	7.582	3.234	-57,34
Tunisia	26.702	—	—	89.505	—	—
Sudan	—	84	—	—	2	—
Ethiopia	17.800	—	—	148.175	—	—
Tanzania, United Rep. of	2.276	27.728	1.118,11	41.783	176.871	323,31
Madagascar	—	32	—	—	-0	—
Somalia	323.778	425.262	31,34	7.187.997	5.677.778	-21,01
Kenya	24.203	75.182	210,63	101.596	1.760.108	1.632,46
Reunion	12.982	12.130	-6,56	137.319	89.888	-34,54
Togo	18.278	9.399	-48,58	5.514	2.698	-51,06
Ghana	—	7	—	—	2	—
Guinea	30.568	36.818	20,45	53.050	46.530	-12,29
Congo	2	5	103,25	31	-0	-100,00
Cameroon	105	43	-59,08	66	73	9,85
Nigeria	73.174	25.342	-65,37	273.523	88.939	-67,48
Sierra Leone	—	20	—	—	2	—
Cote D'Ivoire	—	4.402	—	—	1.399	—
Senegal	23.778	30.733	29,25	54.798	39.324	-28,24
Gambia	—	298	—	—	52	—
Seychelles	1.599	348	-78,21	15.118	5.110	-66,20
Uganda	268	—	—	1.552	—	—
Chad	—	25	—	—	200	—
Djibouti	55.324	193.074	248,99	1.070.706	2.151.438	100,94
Swaziland	1	—	—	126	—	—
South Africa	25.565	22.520	-11,91	399.558	440.512	10,25
Mauritius	3.149	5.100	61,98	26.493	57.298	116,28
Mayotte	195	257	31,93	1.574	2.206	40,13
Australia	161.338	93.070	-42,31	2.492.164	1.946.835	-21,88
New Zealand	33.929	15.376	-54,68	356.371	147.656	-58,57
Guam	293	1.184	304,09	3.873	7.695	98,66
Palau	—	790	—	—	6.120	—
New Caledonia	13.159	10.407	-20,91	161.954	113.060	-30,19
Northern Mariana Islands	110	—	—	385	—	—
Saint Vincent and the Grenadines	—	3	—	—	448	—
Vanuatu	43	428	895,02	1.393	3.960	184,37
Wallis and Futuna Islands	51	5	-90,20	266	226	-15,20
American Samoa	—	465	—	—	2.325	—
Cook Islands	2.603	5.450	109,36	24.149	44.965	86,20
Fiji	9.454	20.535	117,21	85.260	305.421	258,22
Kiribati	1.300	9.676	644,30	3.142	96.933	2.984,76
Samoa	2.287	2.545	11,30	29.006	39.444	35,99
Tuvalu	—	20	—	—	491	—
East Timor	36.252	44.004	21,38	79.750	60.113	-24,62
United States	2.318.963	2.375.665	2,45	58.406.880	62.271.863	6,62
Canada	128.415	109.023	-15,10	3.267.794	2.851.493	-12,74
Mexico	103.783	31.661	-69,49	904.613	678.045	-25,05
Guatemala	35	17	-52,88	303	585	93,11
Honduras	350	1.236	253,06	223	25.845	11.498,53
Panama	3.290	5.105	55,17	120.978	167.589	38,53
Curacao	510	19	-96,32	10.725	60	-99,44
Suriname	97	1.334	1.275,26	1.536	12.051	684,54
Chile	19.336	13.403	-30,68	155.453	160.898	3,50
Venezuela	—	17	—	—	103	—
Argentina	1.229	378	-69,23	32.798	14.696	-55,19
Brazil	9.789	49.138	401,99	331.606	427.304	28,86
Colombia	3.888	3.342	-14,04	66.205	159.381	140,74
Bolivia	9	—	—	332	—	—
Uruguay	925	1.573	70,09	25.394	44.449	75,04
Paraguay	21	138	560,51	326	2.681	721,14
Ecuador	418	109	-74,01	7.142	3.250	-54,49
Peru	6.485	14.959	130,67	100.720	148.514	47,45
Trinidad and Tobago	—	11	—	—	94	—
Bahamas	1.700	—	—	6.327	—	—
Jamaica	3.524	590	-83,27	14.518	2.201	-84,84
Puerto Rico	4.092	1.583	-61,32	17.826	9.420	-47,16
Belize	657	1.806	174,76	11.585	28.221	143,59
Dominican Republic	2.213	2.506	13,22	26.959	12.200	-54,75
El Salvador	20	1.628	8.040,98	388	13.212	3.308,55
Costa Rica	18.436	4.155	-77,46	191.406	46.865	-75,52

Lanjutan Tabel 3.6

Komoditas/Negara Tujuan	Berat Bersih (kg)		Perub %	Nilai FOB (US\$)		Perub %
	Jan-Jul 2023	Jan-Jul 2024		Jan-Jul 2023	Jan-Jul 2024	
	(1)	(2)	(3)	(4)	(5)	(6)
Barbados	9	51	466,67	330	550	66,52
Antigua and Barbuda	49	-	-	273	-	-
Bermuda	137	435	217,28	1.181	2.671	126,13
Cayman Islands	3	5	61,91	796	260	-67,32
French Guiana	-	2.042	-	-	5.120	-
French Polynesia	3.751	7.716	105,70	37.468	45.245	20,76
Martinique	16.834	1.641	-90,25	161.814	20.533	-87,31
Netherlands Antilles	390	603	54,91	3.304	1.738	-47,39
Norfolk Islands	-	13	-	-	257	-
Guadeloupe	9.348	9.865	5,54	125.344	94.957	-24,24
Saint Kitts and Nevis	129	227	76,08	7.924	14.858	87,51
Virgin Islands (British)	35	1.461	4.074,81	1.007	8.030	697,24
U.S. Virgin Islands	21	14	-33,73	369	714	93,77
Saint Martin (French Part)	-	31	-	-	149	-
United Kingdom	101.237	103.140	1,88	2.535.610	3.586.022	41,43
Netherlands	98.643	112.932	14,49	3.106.279	3.454.368	11,21
France	198.203	138.549	-30,10	3.183.336	2.897.641	-8,97
Germany, Fed. Rep. of	300.712	192.473	-35,99	5.960.121	4.225.131	-29,11
Austria	3.868	281	-92,73	76.042	5.526	-92,73
Belgium	168.148	157.970	-6,05	3.419.447	5.076.504	48,46
Switzerland	8.239	6.208	-24,65	299.527	213.897	-28,59
Luxembourg	-0	-	-	31	-	-
Monaco	1	56	5.168,79	111	1.538	1.283,24
Denmark	4.758	3.962	-16,73	59.008	89.714	52,04
Norway	364	632	73,75	17.838	22.397	25,56
Sweden	55.879	61.201	9,53	1.382.383	1.238.237	-10,43
Finland	593	161	-72,80	36.336	3.227	-91,12
Ireland	119	67	-43,71	3.360	2.915	-13,24
Italy	120.179	89.403	-25,61	1.085.367	1.074.636	-0,99
Spain	142.380	104.309	-26,74	2.602.749	2.226.485	-14,46
Portugal	13.803	17.317	25,47	70.015	55.996	-20,02
Iceland	-	-0	-	-	15	-
Greece	55.362	47.154	-14,83	595.462	480.781	-19,26
Hungary	1.008	2.016	100,09	25.941	30.248	16,60
Poland	34.190	34.287	0,28	648.053	615.554	-5,01
Romania	5.660	72	-98,73	23.461	562	-97,60
Bulgaria	229	9	-96,22	2.311	20	-99,15
Albania	44	2	-95,45	556	36	-93,53
Kazakhstan	369	83	-77,64	290.040	2.490	-99,14
Kyrgyzstan	2	45	2.150,00	26	1.982	7.523,08
Ukraine	133	51	-61,93	3.277	2.084	-36,42
Uzbekistan	-0	-0	-92,42	87	-0	-99,54
Lithuania	25	93	273,20	522	1.501	187,60
Latvia	74	426	479,55	1.933	6.916	257,80
Estonia	-	10	-	-	139	-
Georgia	1.131	2.440	115,74	10.746	22.231	106,88
Croatia	6.045	10.889	80,13	41.115	70.329	71,05
Malta	278	3.477	1.153,12	4.679	17.292	269,58
Slovakia	23	1	-97,83	466	1	-99,79
Slovenia	724	951	31,39	13.068	7.537	-42,32
Czech Republic	16.571	27.635	66,76	804.596	1.150.807	43,03
Russia Federation	15.943	2.190	-86,27	348.089	85.572	-75,42
Serbia	390	474	21,60	7.607	6.508	-14,45
Montenegro	22	293	1.211,61	211	2.352	1.014,26
<b>Kaos Kaki Rajutan dan Sejenisnya</b>	<b>4.033.308</b>	<b>3.959.940</b>	<b>-1,82</b>	<b>52.654.300</b>	<b>48.355.560</b>	<b>-8,16</b>
Japan	306.448	228.285	-25,51	4.674.461	2.958.806	-36,70
Hong Kong	1.649	4.465	170,69	28.640	77.106	169,23
Korea, Republic of	7.340	16.230	121,13	97.685	219.633	124,84
Taiwan	1.643	3.325	102,30	22.599	42.464	87,90
China	9.663	12.825	32,72	142.632	159.730	11,99
Papua New Guinea	911	1.857	103,75	5.589	12.554	124,64
Thailand	9.684	10.853	12,08	148.096	137.294	-7,29
Singapore	5.025	2.914	-42,00	169.752	84.959	-49,95
Philippines	9.854	12.078	22,57	144.685	176.745	22,16
Malaysia	31.257	14.636	-53,17	291.218	191.528	-34,23
Brunei Darussalam	-	100	-	-	336	-
Viet Nam	5.890	3.122	-46,99	79.877	42.284	-47,06
Maldives	354	112	-68,44	4.649	592	-87,27
India	19.625	25.341	29,12	260.490	281.768	8,17
Sri Lanka	-	8	-	-	108	-
Saudi Arabia	263	329	24,94	6.298	1.690	-73,17
Israel	-	3.995	-	-	46.826	-
Kuwait	128	-	-	3.785	-	-
Yemen	200	-	-	49	-	-
Oman	66	-	-	1.875	-	-
Turkey	62.489	64.037	2,48	719.547	727.642	1,13
United Arab Emirates	36.132	19.473	-46,11	495.580	276.259	-44,26
Qatar	353	-	-	8.645	-	-
Cyprus	-0	-	-	16	-	-
Egypt	-	600	-	-	11.200	-



Lanjutan Tabel 3.6

Komoditas/Negara Tujuan	Berat Bersih (kg)		Perub %	Nilai FOB (US\$)		Perub %
	Jan-Jul 2023	Jan-Jul 2024		Jan-Jul 2023	Jan-Jul 2024	
	(1)	(2)	(3)	(4)	(5)	(6)
Morocco	1.836	1.828	-0,42	15.253	13.037	-14,52
Tunisia	-	14.993	-	-	108.504	-
Kenya	-	1.577	-	-	12.311	-
Reunion	-	3	-	-	40	-
Senegal	175	-	-	2.218	-	-
South Africa	7.673	38.567	402,66	106.090	420.316	296,19
Australia	32.134	24.530	-23,66	548.999	456.914	-16,77
New Zealand	185	39	-78,66	1.517	1.562	2,98
Wallis and Futuna Islands	1	-	-	1	-	-
Kiribati	-	33	-	-	12	-
East Timor	2.254	1.491	-33,84	3.148	2.035	-35,37
United States	268.543	267.782	-0,28	3.828.365	3.653.134	-4,58
Canada	166.000	89.921	-45,83	2.673.286	1.373.886	-48,61
Mexico	44.826	27.249	-39,21	611.617	328.879	-46,23
Panama	3.867	2.740	-29,14	51.649	31.874	-38,29
Chile	32.556	43.428	33,39	554.043	562.158	1,46
Venezuela	-	34	-	-	178	-
Brazil	3.230	2.208	-31,64	30.018	18.332	-38,93
Colombia	27.795	16.861	-39,34	368.691	211.145	-42,73
Uruguay	4.218	4.850	14,97	56.146	58.622	4,41
Ecuador	10.056	2.435	-75,79	135.197	30.048	-77,77
Peru	10.099	15.621	54,68	141.525	200.635	41,77
French Polynesia	-	1	-	-	1	-
Netherlands Antilles	1	-	-	2	-	-
Guadeloupe	-	1	-	-	86	-
United Kingdom	206.644	185.525	-10,22	2.546.622	2.120.568	-16,73
Netherlands	83.925	183.464	118,60	906.071	1.713.733	89,14
France	314.110	221.045	-29,63	3.455.533	2.625.189	-24,03
Germany, Fed. Rep. of	1.006.127	959.809	-4,60	13.591.286	13.022.637	-4,18
Austria	39.116	7.619	-80,52	482.699	100.296	-79,22
Belgium	196.475	202.653	3,14	2.347.520	2.385.689	1,63
Switzerland	40.980	44.336	8,19	530.475	537.356	1,30
Denmark	37.127	38.969	4,96	464.643	449.945	-3,16
Sweden	146.885	169.518	15,41	1.908.805	2.069.593	8,42
Italy	82.009	90.939	10,89	1.036.048	1.054.511	1,78
Spain	280.834	346.858	23,51	3.143.582	3.558.681	13,20
Portugal	2	-	-	8	-	-
Poland	357.339	372.588	4,27	4.630.712	4.389.275	-5,21
Romania	34.911	34.601	-0,89	302.970	262.244	-13,44
Lithuania	6	-	-	331	-	-
Latvia	-	-0	-	-	10	-
Georgia	-	254	-	-	1.849	-
Croatia	13.764	15.122	9,87	177.851	179.495	0,92
Slovakia	2.427	13.752	466,58	41.410	118.773	186,82
Slovenia	59.178	83.588	41,25	563.413	730.538	29,66
Russia Federation	123	2	-98,64	2.811	61	-97,84
Serbia	6.900	8.522	23,50	87.580	101.891	16,34
<b>Pakaian Jadi dan Perlengkapannya dari Kulit</b>	<b>463.396</b>	<b>562.235</b>	<b>21,33</b>	<b>16.922.829</b>	<b>17.245.530</b>	<b>1,91</b>
Japan	13.727	10.433	-24,00	479.695	169.132	-64,74
Hong Kong	1.257	100	-92,07	94.999	21.833	-77,02
Korea, Republic of	57.632	92.421	60,36	534.737	646.168	20,84
Taiwan	1	15	2.095,14	17	882	5.088,56
China	1.064	283	-73,44	59.324	30.539	-48,52
Papua New Guinea	23.552	13.090	-44,42	261.189	142.076	-45,60
Thailand	165	366	121,58	4.202	17.658	320,25
Singapore	18.091	27.346	51,16	818.607	349.904	-57,26
Philippines	293	208	-28,90	17.008	10.829	-36,33
Malaysia	958	59.705	6.134,04	10.318	361.592	3.404,38
Brunei Darussalam	181	1.929	967,10	1.273	17.005	1.235,71
Nepal	1.406	-	-	3.980	-	-
Viet Nam	4.175	1.618	-61,26	426.087	151.181	-64,52
Maldives	763	90	-88,16	24.551	3.150	-87,17
India	1.924	3.030	57,53	148.088	159.288	7,56
Pakistan	-	1	-	-	35	-
Sri Lanka	-	3.050	-	-	2.486	-
Saudi Arabia	-	-0	-	-	15	-
Turkey	15	251	1.571,69	200	36.474	18.137,16
United Arab Emirates	6	85	1.276,32	188	4.682	2.389,88
Cyprus	18	-	-	700	-	-
Egypt	-	10.906	-	-	245.699	-
Morocco	24	67	178,20	3.060	10.254	235,13
Algeria	-	949	-	-	49.888	-
Reunion	5	10	100,00	1.238	59	-95,22
Congo	4	-	-	73	-	-
Cameroon	90	48	-46,67	122	920	653,38
Nigeria	-	16	-	-	20	-
Gabon	3.693	663	-82,04	21.513	4.784	-77,76
Senegal	-	37	-	-	666	-
Seychelles	3	-	-	420	-	-

Lanjutan Tabel 3.6

Komoditas/Negara Tujuan	Berat Bersih (kg)		Perub %	Nilai FOB (US\$)		Perub %
	Jan-Jul 2023	Jan-Jul 2024		Jan-Jul 2023	Jan-Jul 2024	
	(1)	(2)	(3)	(4)	(5)	(6)
Djibouti	-	20	-	-	129	-
Swaziland	1	-	-	43	-	-
South Africa	149	-	-	15.408	-	-
Mauritius	177	280	58,47	100	31.583	31.482,80
Australia	12.939	6.601	-48,98	318.604	156.792	-50,79
New Zealand	66	3	-95,45	1.100	609	-44,66
New Caledonia	-	10	-	-	2.500	-
Fiji	3	-	-	1	-	-
East Timor	53.840	62.559	16,20	99.082	81.353	-17,89
United States	167.790	179.866	7,20	8.535.682	8.815.737	3,28
Canada	2.282	1.778	-22,07	98.951	43.149	-56,39
Mexico	881	20.437	2.220,42	71.940	2.377.712	3.205,14
Panama	46	-	-	3.990	-	-
Brazil	-	165	-	-	6.152	-
Colombia	26	63	139,56	2.277	8.789	285,98
Costa Rica	8	-	-	382	-	-
Martinique	10	-	-	85	-	-
Guadeloupe	5	-	-	181	-	-
United Kingdom	884	682	-22,86	87.186	32.918	-62,24
Netherlands	19.563	16.548	-15,41	835.291	761.842	-8,79
France	4.339	4.043	-6,82	215.813	194.671	-9,80
Germany, Fed. Rep. of	17.864	11.816	-33,85	700.334	428.529	-38,81
Austria	533	177	-66,82	42.161	9.651	-77,11
Belgium	24.384	11.217	-54,00	1.227.997	751.230	-38,82
Switzerland	-	7	-	-	468	-
Denmark	8.465	6.329	-25,23	295.330	167.967	-43,13
Sweden	238	-	-	22.150	-	-
Finland	-	3	-	-	640	-
Ireland	-	2	-	-	135	-
Italy	17.512	9.722	-44,49	1.367.351	710.803	-48,02
Spain	2.024	1.874	-7,41	59.098	129.052	118,37
Portugal	3	157	5.133,33	18	3.136	17.821,85
Iceland	-	3	-	-	145	-
Greece	6	-0	-96,40	274	1	-99,63
Hungary	10	17	59,59	137	1.005	633,58
Poland	-0	5	1.912,89	56	245	334,86
Romania	-	2	-	-	16	-
Kazakhstan	260	40	-84,56	7.457	155	-97,92
Kyrgyzstan	-	70	-	-	1.600	-
Ukraine	-	3	-	-	150	-
Lithuania	-	86	-	-	8.093	-
Georgia	2	-	-	667	-	-
Croatia	41	-	-	2.094	-	-
Malta	-	7	-	-	48	-
Czech Republic	-	896	-	-	78.473	-
Russia Federation	-	31	-	-	2.835	-
<b>Sepatu Olahraga</b>	<b>118.827.128</b>	<b>126.634.823</b>	<b>6,57</b>	<b>2.523.018.905</b>	<b>2.484.372.348</b>	<b>-1,53</b>
Japan	6.547.825	6.252.300	-4,51	130.538.290	120.758.706	-7,49
Hong Kong	325.125	253.388	-22,06	7.938.076	6.676.589	-15,89
Korea, Republic of	3.660.552	3.983.410	8,82	72.284.668	67.630.471	-6,44
Taiwan	1.215.079	932.195	-23,28	22.976.027	17.178.250	-25,23
China	11.277.001	10.251.279	-9,10	259.257.719	214.765.764	-17,16
Macau	145	-	-	3.223	-	-
Papua New Guinea	611	2.293	275,34	536	27.387	5.006,88
Thailand	727.188	697.830	-4,04	14.089.070	13.200.680	-6,31
Singapore	704.774	550.730	-21,86	18.080.395	14.098.184	-22,03
Philippines	867.486	857.813	-1,11	16.373.766	15.798.422	-3,51
Malaysia	1.025.602	957.058	-6,68	19.723.852	18.931.660	-4,02
Myanmar	-	26	-	-	346	-
Cambodia	42	27	-36,06	746	310	-58,42
Brunei Darussalam	503	40	-92,07	2.201	712	-67,63
Viet Nam	331.380	189.640	-42,77	8.246.455	3.903.275	-52,67
Maldives	397	82	-79,40	8.108	1.360	-83,23
India	1.091.891	934.255	-14,44	21.651.245	19.195.380	-11,34
Bangladesh	-	3.639	-	-	60.700	-
Sri Lanka	39	165	323,72	20	462	2.209,80
Saudi Arabia	4.211	442.695	10.413,64	56.450	7.452.941	13.102,65
Israel	377.102	382.211	1,35	7.031.073	6.675.884	-5,05
Kuwait	339	-	-	3.702	-	-
Jordan	2	-	-	21	-	-
Lebanon	707	1.811	156,24	12.364	46.497	276,06
Yemen	6.196	-	-	19.937	-	-
Oman	275	1.091	296,62	6.138	621	-89,88
Turkey	1.154.939	1.799.027	55,77	20.103.130	27.726.694	37,92
United Arab Emirates	2.821.083	2.335.018	-17,23	50.692.618	40.617.772	-19,87
Qatar	1.205	12	-99,01	13.016	20	-99,85
Bahrain	573	-	-	10.073	-	-
Egypt	448	135	-69,82	14.388	4.968	-65,47
Morocco	109.794	176.467	60,73	2.016.172	3.063.329	51,94
Algeria	311	-	-	6.083	-	-

Lanjutan Tabel 3.6

Komoditas/Negara Tujuan	Berat Bersih (kg)		Perub %	Nilai FOB (US\$)		Perub %
	Jan-Jul 2023	Jan-Jul 2024		Jan-Jul 2023	Jan-Jul 2024	
	(1)	(2)	(3)	(4)	(5)	(6)
Tanzania, United Rep. of	85	155	82,35	2.382	2.884	21,11
Madagascar	-	8	-	-	194	-
Somalia	2	25	1.150,00	4	150	3.650,00
Reunion	1.741	927	-46,75	30.258	28.813	-4,78
Mozambique	4.421	-	-	93.841	-	-
Nigeria	358	995	177,93	2.700	2.835	5,00
Senegal	120	3.272	2.626,67	4.183	8.484	102,83
Mauritania	35	-	-	1.000	-	-
Gambia	4.639	-	-	97.167	-	-
Djibouti	-	168	-	-	153	-
Swaziland	34	-	-	351	-	-
South Africa	1.006.497	976.109	-3,02	18.458.037	16.270.574	-11,85
Malawi	-	5.036	-	-	28.030	-
Mauritius	3.627	733	-79,80	80.694	18.070	-77,61
Democratic Rep. of the Congo	4.522	-	-	11.328	-	-
Australia	2.072.809	2.129.846	2,75	49.429.632	48.925.445	-1,02
New Zealand	297.970	286.162	-3,96	6.762.603	6.623.105	-2,06
New Caledonia	82	35	-57,32	2.303	451	-80,42
Wallis and Futuna Islands	1	-	-	2	-	-
Fiji	745	782	4,94	15.144	14.650	-3,26
Marshall Islands	-	627	-	-	17.888	-
Solomon Islands	3	-	-	106	-	-
East Timor	173.488	141.077	-18,68	275.150	200.872	-27,00
United States	34.857.090	41.743.935	19,76	798.476.761	849.796.337	6,43
Canada	1.683.153	2.124.934	26,25	38.160.088	42.284.473	10,81
Mexico	4.848.011	5.235.803	8,00	90.283.984	89.394.645	-0,99
Guatemala	-	331	-	-	4.603	-
Honduras	-	239	-	-	3.166	-
Panama	977.222	827.033	-15,37	19.443.639	15.242.130	-21,61
Chile	936.054	1.069.638	14,27	17.652.402	19.047.757	7,90
Argentina	934.420	1.029.365	10,16	18.411.006	17.099.803	-7,12
Brazil	1.456.190	2.017.271	38,53	31.605.994	36.200.902	14,54
Colombia	672.526	420.242	-37,51	11.730.815	7.264.213	-38,08
Bolivia	5.302	7.528	41,98	120.710	130.183	7,85
Uruguay	203.068	205.204	1,05	4.068.890	3.939.311	-3,18
Paraguay	12.848	35.565	176,82	278.200	655.221	135,52
Ecuador	8.639	12.912	49,46	169.227	213.296	26,04
Peru	1.337.993	1.203.105	-10,08	24.813.716	19.614.871	-20,95
Trinidad and Tobago	-	3.511	-	-	65.083	-
Puerto Rico	269	-	-	4.947	-	-
El Salvador	3.201	3.489	8,99	64.849	54.700	-15,65
Antigua and Barbuda	1	-	-	8	-	-
Cayman Islands	-	5	-	-	1.130	-
Martinique	-	27	-	-	245	-
Netherlands Antilles	1.909	6.146	221,91	23.601	96.905	310,60
Guadeloupe	761	110	-85,55	4.519	2.086	-53,83
United Kingdom	4.225.103	4.184.623	-0,96	86.253.660	84.091.372	-2,51
Netherlands	4.585.082	12.748.532	178,04	94.193.922	238.569.827	153,28
France	434.191	358.388	-17,46	9.095.412	7.055.759	-22,43
Germany, Fed. Rep. of	6.039.381	3.736.794	-38,13	114.176.454	67.022.665	-41,30
Austria	33.834	18.678	-44,80	599.009	324.671	-45,80
Belgium	15.914.856	10.841.630	-31,88	348.072.960	235.939.057	-32,22
Switzerland	38.274	25.670	-32,93	985.484	696.735	-29,30
Luxembourg	176.307	180.554	2,41	5.115.684	5.073.906	-0,82
Monaco	23.687	54.975	132,09	492.363	892.557	81,28
Denmark	8.733	370	-95,76	163.984	11.246	-93,14
Norway	8.437	4.797	-43,14	215.144	117.764	-45,26
Sweden	44.841	76.808	71,29	1.111.430	1.878.935	69,06
Finland	15	283	1.733,24	480	5.244	992,49
Ireland	9.820	7.645	-22,15	137.074	137.996	0,67
Italy	1.560.118	1.902.380	21,94	25.406.778	31.199.875	22,80
Spain	1.309.315	1.391.847	6,30	23.559.791	29.153.462	23,74
Portugal	254	859	237,79	5.501	23.076	319,50
Iceland	283	244	-13,54	8.362	7.234	-13,48
Greece	462.426	49.462	-89,30	7.910.438	787.629	-90,04
Hungary	965	26	-97,31	30.942	1.340	-95,67
Poland	60.423	52.199	-13,61	1.393.684	999.515	-28,28
Romania	5.696	48.597	753,13	121.716	848.948	597,48
Bulgaria	7.237	8.209	13,43	249.418	174.951	-29,86
Kazakhstan	37.714	120.600	219,77	617.280	2.258.924	265,95
Kyrgyzstan	-	40	-	-	125	-
Ukraine	24.839	41.190	65,83	448.405	813.443	81,41
Latvia	3.794	4.485	18,21	74.603	84.665	13,49
Estonia	9	-	-	294	-	-
Croatia	13.780	41.935	204,31	182.743	705.445	286,03
Malta	296	118.330	39.877,58	4.677	2.223.716	47.450,43
Slovakia	79	15.973	20.208,68	1.031	262.171	25.331,27
Slovenia	17.806	58.383	227,89	368.664	1.147.744	211,33
Czech Republic	5.045	8.726	72,96	95.606	160.336	67,70
Russia Federation	10.217	2.293	-77,56	139.400	59.967	-56,98
Serbia	1.613	31.489	1.852,68	46.714	554.296	1.086,57

Lanjutan Tabel 3.6

Komoditas/Negara Tujuan	Berat Bersih (kg)		Perub %	Nilai FOB (US\$)		Perub %
	Jan-Jul 2023	Jan-Jul 2024		Jan-Jul 2023	Jan-Jul 2024	
	(1)	(2)	(3)	(4)	(5)	(6)
Montenegro	-	822	-	-	16.710	-
<b>Alas Kaki untuk Keperluan Sehari-Hari</b>	<b>55.542.941</b>	<b>62.359.794</b>	<b>12,27</b>	<b>1.159.987.884</b>	<b>1.195.889.904</b>	<b>3,10</b>
Japan	3.880.325	3.887.832	0,19	82.357.600	82.325.709	-0,04
Hong Kong	297.536	342.093	14,98	6.734.823	7.508.002	11,48
Korea, Republic of	2.295.894	2.391.064	4,15	52.029.082	44.704.414	-14,08
Taiwan	528.747	588.480	11,30	9.137.310	10.118.634	10,74
China	5.633.107	4.414.945	-21,63	134.538.916	101.786.857	-24,34
Mongolia	3.103	2.584	-16,72	99.552	87.414	-12,19
Papua New Guinea	7.906	18.571	134,89	89.806	109.464	21,89
Thailand	313.538	367.893	17,34	6.018.025	8.565.702	42,33
Singapore	479.763	506.158	5,50	13.591.589	17.232.927	26,79
Philippines	268.137	421.301	57,12	3.953.445	6.002.842	51,84
Malaysia	369.668	430.140	16,36	6.356.951	7.449.903	17,19
Myanmar	4.443	42.902	865,66	26.370	192.024	628,19
Cambodia	28.149	43.383	54,12	643.385	601.059	-6,58
Brunei Darussalam	2.295	14.852	547,12	19.996	27.201	36,04
Nepal	332	-	-	403	-	-
Viet Nam	485.779	677.669	39,50	7.423.719	10.534.655	41,91
Maldives	15.047	7.252	-51,80	58.123	16.873	-70,97
India	439.524	571.090	29,93	8.080.075	11.326.990	40,18
Pakistan	-	2.146	-	-	18.378	-
Bangladesh	193	357	85,40	1.292	3.464	168,12
Sri Lanka	1.337	846	-36,69	16.000	13.880	-13,25
Saudi Arabia	14.157	61.822	336,69	216.479	935.203	332,01
Israel	115.514	137.911	19,39	2.482.458	2.623.923	5,70
Kuwait	3.634	272	-92,52	35.167	5.461	-84,47
Jordan	379	526	38,75	4.480	5.665	26,45
Lebanon	4.347	1.506	-65,35	54.076	24.036	-55,55
Yemen	10.649	-	-	47.353	-	-
Oman	2.111	155	-92,66	28.872	2.604	-90,98
Turkey	447.785	652.627	45,75	7.124.508	10.083.465	41,53
United Arab Emirates	725.544	759.893	4,73	13.199.603	12.296.344	-6,84
Qatar	1.168	-	-	11.771	-	-
Bahrain	1.255	-	-	13.783	-	-
Cyprus	22	2.453	11.306,18	1.341	27.824	1.974,79
Egypt	4	16.860	433.316,45	42	249.762	594.571,90
Morocco	19.127	36.964	93,25	382.544	517.067	35,17
Algeria	36.234	36.748	1,42	531.333	530.654	-0,13
Sudan	1	67.201	6.720.038,20	65	741.059	1.139.991,46
Namibia	209	8	-96,12	733	48	-93,45
Tanzania, United Rep. of	5.640	4.909	-12,96	6.273	2.780	-55,68
Madagascar	-	180	-	-	372	-
Somalia	5.660	197	-96,52	151.340	2.793	-98,15
Kenya	14.364	2.873	-80,00	245.881	57.171	-76,75
Reunion	57	4.414	7.644,64	9.607	47.672	396,23
Mozambique	3.190	500	-84,33	17.183	5.024	-70,76
Togo	2.352	2	-99,91	1.987	13	-99,36
Guinea	4.860	4.652	-4,27	27.570	32.490	17,85
Angola	15.519	842	-94,58	16.399	13.793	-15,89
Cameroon	90	44	-50,83	340	364	7,19
Nigeria	783	1.458	86,14	6.843	13.807	101,76
Cote D'Ivoire	3	-	-	30	-	-
Senegal	1.824	5.478	200,31	20.273	10.044	-50,46
Burkina Faso	14.275	-	-	36.563	-	-
Gambia	150	537	258,00	2.925	4.876	66,71
Seychelles	-	33	-	-	370	-
Uganda	1.933	106	-94,52	19.417	166	-99,15
Djibouti	5.510	1.157	-79,01	21.570	3.820	-82,29
South Africa	437.042	631.537	44,50	6.675.399	9.605.989	43,90
Mauritius	675	939	39,11	24.856	20.819	-16,24
Australia	1.430.479	1.262.601	-11,74	32.664.308	27.892.682	-14,61
New Zealand	178.413	120.484	-32,47	3.849.111	2.568.460	-33,27
New Caledonia	423	100	-76,30	11.200	2.312	-79,35
Wallis and Futuna Islands	1	-	-	4	-	-
Fiji	2.042	-	-	24.633	-	-
Kiribati	-	33	-	-	103	-
Solomon Islands	-	72.426	-	-	207.439	-
East Timor	360.004	546.980	51,94	507.100	755.868	49,06
United States	14.584.423	19.583.804	34,28	293.012.750	353.450.792	20,63
Canada	684.894	857.323	25,18	15.018.178	16.545.254	10,17
Mexico	1.318.110	1.735.204	31,64	20.777.598	25.429.905	22,39
Guatemala	16	-	-	98	-	-
Panama	287.756	346.606	20,45	5.614.321	6.305.092	12,30
Curacao	-	29	-	-	1.341	-
Chile	260.666	307.976	18,15	4.680.391	5.027.343	7,41
Venezuela	-	4.519	-	-	26.114	-
Argentina	582.225	642.024	10,27	11.032.537	10.890.661	-1,29
Brazil	279.267	520.715	86,46	5.191.148	7.790.557	50,07
Colombia	103.810	118.343	14,00	1.448.896	1.563.958	7,94
Bolivia	391	1.840	370,93	7.086	41.072	479,64

Lanjutan Tabel 3.6

Komoditas/Negara Tujuan	Berat Bersih (kg)		Perub %	Nilai FOB (US\$)		Perub %
	Jan-Jul 2023	Jan-Jul 2024		Jan-Jul 2023	Jan-Jul 2024	
(1)	(2)	(3)	(4)	(5)	(6)	(7)
Uruguay	90.747	97.338	7,26	1.819.814	1.788.597	-1,72
Paraguay	24.015	23.426	-2,45	439.685	375.517	-14,59
Ecuador	3.576	12.443	247,98	56.024	178.168	218,02
Peru	297.869	380.168	27,63	4.953.967	5.555.802	12,15
Trinidad and Tobago	-	2.970	-	-	55.054	-
Jamaica	751	-	-	13.833	-	-
Puerto Rico	607	4.241	598,31	8.290	47.734	475,79
Dominican Republic	1.690	4.096	142,41	18.377	45.022	144,99
El Salvador	1.379	5.916	328,87	23.485	69.810	197,25
Costa Rica	781	328	-58,04	29.432	9.348	-68,24
Barbados	22	15	-31,82	168	71	-58,04
French Polynesia	423	885	109,22	3.077	12.692	312,49
Martinique	28	-	-	351	-	-
Netherlands Antilles	86	6.436	7.383,81	2.799	130.607	4.566,36
Guadeloupe	-	5	-	-	705	-
United Kingdom	2.266.201	2.252.101	-0,62	43.344.729	43.354.777	0,02
Netherlands	2.957.007	5.396.880	82,51	63.963.733	101.995.628	59,46
France	253.426	709.606	180,00	4.208.587	12.052.407	186,38
Germany, Fed. Rep. of	2.653.629	2.120.720	-20,08	46.710.490	35.455.037	-24,10
Austria	212.254	43.490	-79,51	6.047.160	796.703	-86,83
Belgium	4.662.638	3.424.939	-26,55	95.007.081	71.089.764	-25,17
Switzerland	18.707	30.030	60,53	835.135	783.195	-6,22
Monaco	6.129	8.142	32,83	113.244	114.445	1,06
Denmark	1.067.766	777.246	-27,21	31.746.604	24.191.989	-23,80
Norway	2.419	944	-60,99	67.317	43.539	-35,32
Sweden	110.456	88.220	-20,13	2.833.166	1.908.430	-32,64
Finland	332	6.715	1.923,84	13.225	250.942	1.797,55
Ireland	4.231	1.716	-59,44	74.081	37.352	-49,58
Italy	1.634.342	1.741.951	6,58	32.847.281	32.456.338	-1,19
Spain	435.535	370.008	-15,05	7.708.207	7.509.102	-2,58
Portugal	242.102	210.830	-12,92	16.131.178	13.132.259	-18,59
Greece	116.295	31.032	-73,32	1.772.768	604.195	-65,92
Andorra	1.541	-	-	27.950	-	-
Hungary	8.175	12.572	53,78	158.820	220.452	38,81
Poland	606.267	327.402	-46,00	16.974.383	9.397.958	-44,63
Romania	2.165	17.458	706,52	40.096	304.016	658,22
Bulgaria	649	971	49,65	14.274	24.390	70,87
Kazakhstan	21.716	31.002	42,76	338.474	584.301	72,63
Kyrgyzstan	-	10	-	-	900	-
Ukraine	30.275	31.633	4,48	523.916	541.832	3,42
Lithuania	12	2.256	18.698,83	624	40.858	6.448,21
Latvia	44	1.547	3.416,82	2.412	34.431	1.327,41
Georgia	708	5	-99,26	13.105	1.785	-86,38
Croatia	12.957	54.159	317,99	230.096	860.918	274,16
Malta	1.662	25.839	1.455,05	20.199	462.737	2.190,85
Slovakia	74.868	36.294	-51,52	4.678.467	2.311.292	-50,60
Slovenia	44.262	164.517	271,69	843.383	4.134.796	390,26
Czech Republic	17.593	1.308	-92,57	334.402	25.280	-92,44
Russia Federation	593.507	560.599	-5,54	17.868.693	16.954.097	-5,12
Serbia	37.289	51.006	36,79	690.418	933.882	35,26
Montenegro	-	1.009	-	-	19.927	-
<b>Barang dari Kulit dan Kulit Komposisi</b>	<b>38.619.242</b>	<b>45.323.919</b>	<b>17,36</b>	<b>640.529.233</b>	<b>703.303.961</b>	<b>9,80</b>
Japan	1.161.940	1.061.466	-8,65	20.677.554	20.528.524	-0,72
Hong Kong	223.103	300.602	34,74	5.249.120	7.223.963	37,62
Korea, Republic of	605.664	661.726	9,26	9.514.176	10.901.910	14,59
Taiwan	211.229	233.171	10,39	3.011.156	3.986.940	32,41
China	1.126.365	1.434.974	27,40	23.271.296	28.737.910	23,49
Macau	246	917	272,48	14.555	44.511	205,80
Papua New Guinea	587	868	47,77	9.996	17.787	77,94
Thailand	151.039	197.029	30,45	2.571.202	3.444.685	33,97
Singapore	375.011	361.964	-3,48	10.164.665	13.040.861	28,30
Philippines	185.808	201.900	8,66	3.115.869	3.248.865	4,27
Malaysia	288.716	356.079	23,33	3.167.237	4.502.307	42,15
Cambodia	6.725	8.176	21,57	78.762	100.729	27,89
Brunei Darussalam	2.769	3.032	9,50	22.775	27.278	19,77
Viet Nam	29.997	482.164	1.507,40	544.704	3.702.250	579,68
Maldives	5.301	2.442	-53,93	56.778	38.761	-31,73
India	36.185	82.283	127,39	636.407	1.074.790	68,88
Pakistan	-	3.836	-	-	29.408	-
Bangladesh	30.456	37.128	21,91	312.432	323.005	3,38
Sri Lanka	142	64	-54,95	194	1.201	520,03
Iraq	15.903	-	-	158.253	-	-
Iran (Islamic Republic of)	1.372	20	-98,54	13.393	828	-93,82
Saudi Arabia	31.679	115.562	264,79	811.927	2.075.976	155,69
Israel	50.676	42.634	-15,87	925.253	654.490	-29,26
Kuwait	10.174	18.914	85,91	342.043	692.871	102,57
Jordan	4.129	1.166	-71,76	87.362	16.449	-81,17
Lebanon	1.159	657	-43,30	23.642	12.304	-47,96
Yemen	380	-	-	270	-	-
Oman	-	92	-	-	569	-

Lanjutan Tabel 3.6

Komoditas/Negara Tujuan	Berat Bersih (kg)		Perub %	Nilai FOB (US\$)		Perub %
	Jan-Jul 2023	Jan-Jul 2024		Jan-Jul 2023	Jan-Jul 2024	
	(1)	(2)	(3)	(4)	(5)	(6)
Turkey	106.378	82.312	-22,62	1.178.244	1.379.776	17,10
United Arab Emirates	464.918	378.063	-18,68	7.334.933	6.181.138	-15,73
Qatar	7	9.715	138.690,23	341	57.959	16.897,42
Bahrain	-	300	-	-	6.766	-
Egypt	1.074	16.476	1.433,41	23.848	399.589	1.575,59
Libyan Arab Jamahiriya	1.169	-	-	6.787	-	-
Morocco	5.732	12.902	125,10	106.757	209.065	95,83
Algeria	2.753	19	-99,31	23.876	116	-99,51
Sudan	-	780	-	-	9.000	-
Namibia	105	-	-	457	-	-
Ethiopia	-	7	-	-	-0	-
Tanzania, United Rep. of	1.469	3.538	140,86	29.503	27.504	-6,77
Kenya	-	41	-	-	611	-
Reunion	783	2.576	228,96	10.211	21.191	107,54
Togo	1	-	-	10	-	-
Ghana	11.200	256	-97,71	48.640	1.704	-96,50
Liberia	-	35.112	-	-	255.679	-
Angola	-	6	-	-	-0	-
Cameroon	-	17	-	-	88	-
Nigeria	298	704	136,14	482	11.123	2.210,07
Senegal	80	-	-	66	-	-
Mauritania	-	-0	-	-	-0	-
Seychelles	272	117	-57,11	11.053	1.441	-86,96
Uganda	354	222	-37,29	940	466	-50,43
Djibouti	1.188	43	-96,39	3.000	50	-98,33
Swaziland	2	-	-	4	-	-
South Africa	144.152	128.873	-10,60	1.840.601	1.656.113	-10,02
Mauritius	1.287	2.340	81,81	12.443	15.076	21,15
Mayotte	-	628	-	-	2.489	-
Australia	311.565	476.221	52,85	5.012.734	6.761.422	34,88
New Zealand	46.113	38.737	-15,99	688.276	600.279	-12,79
Guam	373	335	-10,07	1.332	3.381	153,78
New Caledonia	3.114	2.574	-17,34	41.427	24.096	-41,84
Northern Mariana Islands	150	-	-	557	-	-
Vanuatu	17	441	2.491,24	1.594	1.736	8,90
Wallis and Futuna Islands	50	75	50,00	65	353	443,38
Cook Islands	300	743	147,67	2.847	4.037	41,77
Fiji	5.613	468	-91,66	86.713	7.740	-91,07
Kiribati	-	14	-	-	39	-
Samoa	-	298	-	-	97	-
East Timor	46.137	38.229	-17,14	75.178	61.065	-18,77
United States	23.043.310	27.381.899	18,83	365.958.030	395.687.276	8,12
Canada	1.425.987	1.196.023	-16,13	35.329.908	26.495.843	-25,00
Mexico	382.840	533.217	39,28	5.970.001	7.951.043	33,18
Panama	105.843	113.896	7,61	2.005.861	2.115.443	5,46
Cuba	-	383	-	-	6.694	-
Curacao	100	-	-	132	-	-
Chile	41.427	70.262	69,60	672.190	1.093.433	62,67
Argentina	16.756	35.619	112,58	322.867	590.933	83,03
Brazil	188.127	231.632	23,13	2.729.391	3.083.947	12,99
Colombia	21.847	25.956	18,81	402.718	427.583	6,17
Bolivia	3.210	1.386	-56,81	62.381	26.306	-57,83
Uruguay	20.675	26.364	27,52	351.681	547.661	55,73
Paraguay	2.042	1.181	-42,17	31.391	29.474	-6,11
Ecuador	2.194	4.425	101,66	57.097	107.500	88,27
Peru	32.493	39.458	21,44	483.857	518.481	7,16
Jamaica	1.512	4	-99,74	4.182	360	-91,39
Puerto Rico	74	388	423,95	948	530	-44,07
Dominican Republic	1.262	310	-75,42	4.649	3.459	-25,59
El Salvador	2.222	2.897	30,37	50.454	67.206	33,20
Costa Rica	8.783	610	-93,06	151.637	9.288	-93,87
Haiti	-	22	-	-	-0	-
Barbados	2	36	2.150,00	52	182	250,00
Antigua and Barbuda	8	-	-	123	-	-
Bermuda	110	3.442	3.028,69	1.386	36.744	2.550,22
Cayman Islands	22	-	-	1.814	-	-
French Guiana	-	121	-	-	7.846	-
French Polynesia	5.508	8.548	55,20	106.593	191.755	79,89
Martinique	466	707	51,72	4.609	11.502	149,54
Netherlands Antilles	92	295	221,36	3.849	5.214	35,47
Guadeloupe	1.526	1.647	7,92	11.257	9.915	-11,92
Saint Kitts and Nevis	379	153	-59,68	22.068	10.779	-51,15
Virgin Islands (British)	336	208	-38,22	4.767	740	-84,48
U.S. Virgin Islands	45	1	-96,83	1.165	72	-93,82
United Kingdom	767.188	839.835	9,47	10.781.224	13.221.441	22,63
Netherlands	1.457.218	1.728.052	18,59	33.037.287	33.545.360	1,54
France	73.727	226.526	207,25	1.766.374	4.080.460	131,01
Germany, Fed. Rep. of	960.088	1.379.548	43,69	14.473.617	23.038.487	59,18
Austria	8.681	20.503	136,19	88.423	270.703	206,15
Belgium	2.826.041	2.573.175	-8,95	43.643.296	41.616.105	-4,64
Switzerland	23.705	15.563	-34,35	460.789	241.304	-47,63



Lanjutan Tabel 3.6

Komoditas/Negara Tujuan	Berat Bersih (kg)		Perub %	Nilai FOB (US\$)		Perub %
	Jan-Jul 2023	Jan-Jul 2024		Jan-Jul 2023	Jan-Jul 2024	
	(1)	(2)	(3)	(4)	(5)	(6)
Monaco	2.318	1.559	-32,75	44.377	30.077	-32,22
Denmark	17.695	30.215	70,75	215.282	378.236	75,69
Norway	3.294	5.396	63,83	94.085	107.251	13,99
Sweden	10.747	62.215	478,92	142.008	812.432	472,10
Finland	2.733	2.795	2,28	132.950	59.201	-55,47
Ireland	1.817	12.224	572,61	24.170	163.790	577,66
Italy	666.269	840.424	26,14	10.370.187	12.601.216	21,51
Spain	487.988	543.754	11,43	4.653.431	5.361.276	15,21
Portugal	4.206	2.719	-35,35	67.221	41.405	-38,40
Iceland	12	-	-	353	-	-
Greece	31.527	15.016	-52,37	532.211	218.030	-59,03
Hungary	725	1.243	71,60	5.979	8.617	44,12
Poland	74.193	186.946	151,97	848.810	2.231.810	162,93
Romania	4.056	33.763	732,41	73.296	479.004	553,52
Bulgaria	1.446	5.228	261,44	18.386	71.792	290,48
Albania	50	1	-98,00	902	24	-97,34
Azerbaijan	-	39	-	-	632	-
Belarus	48	-	-	647	-	-
Kazakhstan	4.113	5.905	43,57	97.406	110.290	13,23
Kyrgyzstan	1	165	16.400,00	5	6.060	121.100,00
Ukraine	5.168	10.566	104,43	128.815	175.451	36,20
Uzbekistan	-0	-	-	31	-	-
Lithuania	639	206	-67,72	9.491	3.274	-65,51
Latvia	2.450	27.198	1.010,03	34.885	362.663	939,61
Estonia	1.439	137	-90,48	18.756	1.282	-93,17
Georgia	1.900	10	-99,45	7.718	420	-94,55
Croatia	3.191	1.974	-38,16	7.387	30.348	310,86
Malta	466	17.640	3.688,67	14.580	170.058	1.066,34
Slovakia	2.025	29.963	1.379,55	30.162	414.963	1.275,79
Slovenia	5.255	29.840	467,89	107.479	491.243	357,06
Czech Republic	133.626	114.368	-14,41	2.415.188	1.256.261	-47,98
Rep. of Macedonia	126	-	-	3.594	-	-
Russia Federation	9.310	2.658	-71,45	84.879	53.792	-36,63
Serbia	1.155	33.413	2.792,32	22.558	481.625	2.035,01
<b>Sepatu Teknik Lapangan/Keperluan Industri</b>	<b>3.854.583</b>	<b>5.505.770</b>	<b>42,84</b>	<b>58.549.813</b>	<b>78.645.163</b>	<b>34,32</b>
Japan	2.558	6.971	172,49	47.672	115.454	142,18
Hong Kong	6.265	6.998	11,72	97.067	93.550	-3,62
Korea, Republic of	1.307.928	1.190.050	-9,01	16.504.918	16.101.093	-2,45
Taiwan	361	11.814	3.176,37	3.123	222.717	7.032,36
China	28.327	175.676	520,17	383.588	1.993.791	419,77
Mongolia	8	-	-	26	-	-
Papua New Guinea	60.521	43.339	-28,39	888.600	709.890	-20,11
Thailand	22.019	26.954	22,41	284.946	311.960	9,48
Singapore	97.797	87.526	-10,50	1.257.685	1.070.584	-14,88
Philippines	40.490	43.749	8,05	500.522	565.678	13,02
Malaysia	4.806	31.428	553,94	55.366	445.987	705,53
Brunei Darussalam	6.005	5.403	-10,02	77.806	67.809	-12,85
Lao People'S Dem. Rep.	3.530	-	-	75.034	-	-
Viet Nam	30.875	33.603	8,84	478.091	535.865	12,08
India	17.631	40.919	132,09	274.120	580.888	111,91
Bangladesh	-	63	-	-	1.020	-
Saudi Arabia	266	1.758	559,72	3.418	18.303	435,44
Israel	-	20.068	-	-	397.129	-
Turkey	23.953	115.830	383,58	278.973	1.306.967	368,49
United Arab Emirates	2.085	19.990	858,95	39.236	222.267	466,49
Egypt	4.179	396	-90,52	104.547	9.865	-90,56
Morocco	-	3.496	-	-	36.671	-
Tanzania, United Rep. of	3.330	7.829	135,11	66.798	169.397	153,60
Madagascar	2.840	-	-	74.130	-	-
Kenya	290	-	-	5.949	-	-
Ghana	3.145	2.775	-11,76	67.488	57.975	-14,10
Senegal	-	157	-	-	2.822	-
Mauritania	-	3.330	-	-	72.018	-
South Africa	33.774	79.162	134,39	448.085	937.096	109,13
Australia	632.234	607.560	-3,90	14.336.097	13.674.726	-4,61
New Zealand	23.943	34.010	42,04	441.751	643.481	45,67
New Caledonia	1.584	-	-	41.079	-	-
Fiji	-	496	-	-	4.820	-
East Timor	2	14	576,35	2	123	6.112,12
United States	467.253	962.793	106,05	5.709.814	12.107.073	112,04
Canada	12.808	29.533	130,57	141.490	324.627	129,43
Mexico	153.740	388.441	152,66	1.763.832	4.052.427	129,75
Panama	9.108	43.315	375,59	113.250	469.061	314,18
Chile	21.724	50.677	133,28	249.250	616.118	147,19
Argentina	20.199	31.294	54,93	660.058	512.433	-22,37
Brazil	-	52.201	-	-	608.267	-
Colombia	-	10.690	-	-	117.933	-
Bolivia	-	4.773	-	-	63.107	-
Uruguay	1.429	8.054	463,72	15.398	94.152	511,46

Lanjutan Tabel 3.6

Komoditas/Negara Tujuan	Berat Bersih (kg)		Perub %	Nilai FOB (US\$)		Perub %
	Jan-Jul 2023	Jan-Jul 2024		Jan-Jul 2023	Jan-Jul 2024	
	(1)	(2)	(3)	(4)	(5)	(6)
Paraguay	489	2.923	498,17	5.639	29.943	431,00
Ecuador	3.339	10.318	209,03	36.799	112.393	205,43
Peru	4.439	59.789	1.247,04	49.103	698.405	1.322,33
Guyana	–	1.994	–	–	33.245	–
El Salvador	3.632	5.433	49,61	43.769	70.489	61,05
United Kingdom	78.105	99.086	26,86	1.407.322	1.651.085	17,32
Netherlands	205.727	193.035	-6,17	2.908.842	3.378.767	16,16
France	13.407	3	-99,98	142.230	53	-99,96
Germany, Fed. Rep. of	160.855	572.579	255,96	1.886.497	6.785.574	259,69
Austria	5.444	–	–	60.444	–	–
Belgium	–	3.483	–	–	31.661	–
Sweden	244.492	187.626	-23,26	5.170.184	4.428.571	-14,34
Finland	–	837	–	–	22.708	–
Ireland	–	2	–	–	1.256	–
Italy	49.939	56.170	12,48	933.335	523.359	-43,93
Spain	21.503	25.908	20,48	242.579	334.375	37,84
Kazakhstan	–	714	–	–	7.807	–
Ukraine	9.636	13.175	36,72	106.077	139.603	31,60
Georgia	–	3	–	–	30	–
Croatia	–	31.313	–	–	348.845	–
Slovenia	–	58.243	–	–	711.849	–
Czech Republic	6.574	–	–	67.785	–	–
<b>Kulit Disamak</b>	<b>2.378.194</b>	<b>2.427.803</b>	<b>2,09</b>	<b>56.382.776</b>	<b>48.903.237</b>	<b>-13,27</b>
Japan	10.345	8.815	-14,78	623.639	524.282	-15,93
Hong Kong	75.286	124.673	65,60	1.629.638	2.194.450	34,66
Korea, Republic of	107.530	154.627	43,80	8.801.192	6.060.393	-31,14
Taiwan	52.040	51.739	-0,58	7.122.638	776.972	-89,09
China	1.232.606	1.080.582	-12,33	4.147.025	4.230.025	2,00
Papua New Guinea	–	404	–	–	6.966	–
Thailand	51.720	65.448	26,54	1.371.677	1.351.462	-1,47
Singapore	32.257	48.867	51,50	4.929.153	7.294.738	47,99
Philippines	102.056	86.218	-15,52	2.837.857	2.269.776	-20,02
Malaysia	90.647	79.362	-12,45	1.434.331	1.098.667	-23,40
Myanmar	2.246	3.840	70,99	199.388	282.510	41,69
Cambodia	12.730	13.644	7,18	285.558	387.606	35,74
Lao People'S Dem. Rep.	–	298	–	–	20.856	–
Viet Nam	466.819	473.348	1,40	12.294.613	12.257.465	-0,30
India	97.424	195.732	100,91	2.461.339	4.451.447	80,85
Pakistan	180	530	194,58	446	15.695	3.423,11
Bangladesh	4.555	1.930	-57,62	213.532	81.965	-61,61
Sri Lanka	190	698	268,34	10.298	34.978	239,65
Turkey	11.308	7.102	-37,19	1.034.305	441.935	-57,27
United Arab Emirates	12	18	48,64	750	2.874	283,17
Morocco	5	–	–	143	–	–
Australia	1.801	2.633	46,22	64.742	91.567	41,43
New Zealand	40	–	–	636	–	–
East Timor	1	5	900,00	2	2	-0
United States	726	1.488	104,96	180.276	92.087	-48,92
Canada	14	31	122,56	36	407	1.031,89
Mexico	9.545	12.739	33,46	1.234.651	1.605.402	30,03
Brazil	12	19	58,81	31	70	125,81
United Kingdom	72	540	652,41	540	52.517	9.632,07
Netherlands	458	–	–	1.765	–	–
France	64	831	1.198,39	3.355	23.821	609,93
Germany, Fed. Rep. of	1.724	1.638	-5,01	261.271	46.134	-82,34
Switzerland	–	16	–	–	560	–
Monaco	64	–	–	5.282	–	–
Denmark	–	62	–	–	1.580	–
Sweden	1.296	1.610	24,23	63.563	77.913	22,58
Italy	8.737	5.279	-39,57	4.911.518	2.917.547	-40,60
Spain	776	420	-45,83	165.196	98.461	-40,40
Portugal	2.094	649	-69,03	56.419	18.581	-67,07
Poland	37	8	-78,38	500	618	23,60
Romania	–	75	–	–	1.109	–
Armenia	319	118	-63,17	14.105	6.240	-55,76
Kyrgyzstan	–	306	–	–	6.354	–
Slovakia	1	–	–	22	–	–
Czech Republic	463	1.367	195,16	21.346	63.337	196,72
Russia Federation	–	92	–	–	13.866	–
<b>Kulit Diawetkan</b>	<b>6.653</b>	<b>7.751</b>	<b>16,50</b>	<b>857.018</b>	<b>826.035</b>	<b>-3,62</b>
Japan	67	–	–	574	–	–
Singapore	10	–	–	10.998	–	–
Viet Nam	42	–	–	1.849	–	–
United Kingdom	–	100	–	–	94	–
Denmark	–	7.651	–	–	825.942	–
Italy	6.535	–	–	843.596	–	–
<b>Kayu Lapis</b>	<b>710.047.058</b>	<b>802.718.646</b>	<b>13,05</b>	<b>684.841.773</b>	<b>739.666.033</b>	<b>8,01</b>
Japan	145.813.110	170.367.514	16,84	176.677.461	190.768.097	7,98



Lanjutan Tabel 3.6

Komoditas/Negara Tujuan	Berat Bersih (kg)		Perub %	Nilai FOB (US\$)		Perub %
	Jan-Jul 2023	Jan-Jul 2024		Jan-Jul 2023	Jan-Jul 2024	
	(1)	(2)	(3)	(4)	(5)	(6)
Hong Kong	2.055.449	1.923.656	-6,41	1.786.479	1.568.475	-12,20
Korea, Republic of	127.132.208	152.614.499	20,04	105.156.867	119.270.024	13,42
Taiwan	47.785.090	41.797.376	-12,53	36.100.919	31.295.730	-13,31
China	2.612.099	2.246.413	-14,00	2.361.814	1.877.500	-20,51
Papua New Guinea	50	604	1.108,91	48	1.593	3.228,45
Thailand	5.488.437	6.273.044	14,30	6.721.026	5.459.304	-18,77
Singapore	21.628.606	21.658.297	0,14	16.165.867	15.000.564	-7,21
Philippines	5.754.476	5.314.020	-7,65	7.182.038	5.725.877	-20,28
Malaysia	78.714.788	90.068.705	14,42	58.446.389	59.331.308	1,51
Cambodia	-	121.102	-	-	87.926	-
Brunei Darussalam	719.172	661.729	-7,99	545.674	472.322	-13,44
Viet Nam	6.571.111	6.086.203	-7,38	7.606.772	6.293.182	-17,27
Maldives	67.750	65.086	-3,93	67.134	58.535	-12,81
India	13.286.378	12.493.654	-5,97	12.789.436	11.673.193	-8,73
Iraq	924.649	3.339.177	261,13	704.322	2.639.423	274,75
Saudi Arabia	27.871.828	31.963.072	14,68	25.405.430	26.759.082	5,33
Israel	-	23.443	-	-	26.608	-
Kuwait	1.885.563	2.164.367	14,79	1.731.294	1.954.307	12,88
Jordan	796.113	905.246	13,71	627.991	645.486	2,79
Lebanon	169.659	47.303	-72,12	141.784	38.405	-72,91
Yemen	-	442.678	-	-	260.768	-
Oman	739.781	455.604	-38,41	705.351	435.700	-38,23
Turkey	394.241	175.426	-55,50	219.435	205.649	-6,28
United Arab Emirates	10.712.570	10.705.378	-0,07	9.303.795	7.623.263	-18,06
Qatar	1.406.029	1.628.816	15,85	1.085.181	1.078.750	-0,59
Bahrain	545.554	455.068	-16,59	446.030	320.650	-28,11
Cyprus	63.488	-	-	66.384	-	-
Egypt	677.817	102.183	-84,92	471.523	70.633	-85,02
Libyan Arab Jamahiriya	154.151	-	-	114.001	-	-
Algeria	2.039.888	325.788	-84,03	1.673.514	276.733	-83,46
Tanzania, United Rep. of	21.026	24.640	17,19	23.195	18.531	-20,11
Somalia	229.696	18.924	-91,76	225.811	23.550	-89,57
Mozambique	-	12.320	-	-	9.386	-
Liberia	-	15.330	-	-	10.220	-
Senegal	62.806	-	-	51.041	-	-
Djibouti	22.496	43.528	93,49	18.623	40.956	119,92
South Africa	356.891	607.707	70,28	394.211	659.583	67,32
Zambia	-	1	-	-	3	-
Comoros	-	11.490	-	-	16.239	-
Australia	9.789.888	8.274.386	-15,48	14.441.084	10.831.357	-25,00
New Zealand	481.315	548.198	13,90	533.128	760.337	42,62
Saint Vincent and the Grenadines	17.840	-	-	18.615	-	-
Vanuatu	-	24.400	-	-	21.754	-
Fiji	24.000	-	-	6.564	-	-
East Timor	1.109.113	752.222	-32,18	723.075	446.744	-38,22
United States	147.917.454	186.986.868	26,41	138.093.506	184.096.892	33,31
Canada	1.014.314	1.532.887	51,13	1.357.461	2.529.585	86,35
Mexico	1.600.450	2.159.890	34,96	1.643.108	2.221.214	35,18
Chile	-	220.071	-	-	150.227	-
Venezuela	20.894	21.055	0,77	24.830	23.250	-6,37
Brazil	-	6	-	-	16	-
Peru	98.400	44.298	-54,98	111.115	54.969	-50,53
Trinidad and Tobago	-	24.940	-	-	26.589	-
Puerto Rico	-	92.920	-	-	70.254	-
Dominican Republic	44.230	18.225	-58,79	29.514	27.863	-5,60
Costa Rica	1.307	6.912	428,84	850	2.514	195,77
United Kingdom	18.272.756	14.998.087	-17,92	23.987.472	20.115.818	-16,14
Netherlands	8.771.748	7.152.473	-18,46	11.997.982	10.238.816	-14,66
France	73.066	81.903	12,10	71.899	113.085	57,28
Germany, Fed. Rep. of	4.398.630	5.107.846	16,12	6.304.710	6.516.660	3,36
Belgium	5.741.291	6.744.666	17,48	6.236.499	6.575.979	5,44
Switzerland	6	-	-	1	-	-
Denmark	104.372	32.670	-68,70	101.008	27.187	-73,08
Sweden	34.045	-	-	57.774	-	-
Ireland	3	1	-53,33	1	1	-0
Italy	2.821.017	1.926.458	-31,71	3.064.517	1.918.962	-37,38
Spain	171.997	115.681	-32,74	187.364	114.227	-39,03
Portugal	132.581	72.292	-45,47	129.819	135.598	4,45
Greece	152.633	351.289	130,15	169.682	370.960	118,62
Poland	-	32.419	-	-	22.821	-
Romania	360.595	106.887	-70,36	368.983	137.079	-62,85
Bulgaria	-	81.900	-	-	73.080	-
Albania	50.377	-	-	40.662	-	-
Estonia	23.355	22.480	-3,75	28.599	20.413	-28,62
Malta	116.412	24.924	-78,59	95.111	24.233	-74,52
<b>Kayu Olahan</b>	<b>1.638.138.437</b>	<b>1.783.340.578</b>	<b>8,86</b>	<b>434.023.606</b>	<b>426.993.516</b>	<b>-1,62</b>
Japan	624.996.326	594.547.239	-4,87	77.702.713	64.638.031	-16,81
Hong Kong	1.447	13.339	822,08	11.038	28.609	159,20
Korea, Republic of	315.899.327	384.022.108	21,56	65.617.615	67.119.154	2,29
Taiwan	2.985.242	3.561.548	19,31	2.434.315	2.553.666	4,90

Lanjutan Tabel 3.6

Komoditas/Negara Tujuan	Berat Bersih (kg)		Perub %	Nilai FOB (US\$)		Perub %
	Jan-Jul 2023	Jan-Jul 2024		Jan-Jul 2023	Jan-Jul 2024	
	(1)	(2)	(3)	(4)	(5)	(6)
China	552.918.594	640.996.972	15,93	104.649.527	102.225.673	-2,32
Papua New Guinea	54.050	169.418	213,45	6.951	172.341	2.379,25
Thailand	21.968	-	-	96.956	-	-
Singapore	224.144	289.914	29,34	385.115	482.826	25,37
Philippines	360.466	404.121	12,11	147.032	98.060	-33,31
Malaysia	1.218.428	1.721.050	41,25	1.033.875	1.220.132	18,02
Cambodia	91.204	64.864	-28,88	56.573	64.890	14,70
Brunei Darussalam	-	1.610	-	-	5.142	-
Nepal	268.059	140.524	-47,58	139.240	68.261	-50,98
Viet Nam	4.832.211	3.770.146	-21,98	3.132.298	2.228.744	-28,85
Maldives	157.776	720.240	356,49	253.925	526.358	107,29
India	45.947.911	60.114.308	30,83	25.802.086	32.255.235	25,01
Pakistan	41.202	54.429	32,10	19.757	49.796	152,04
Bangladesh	173	-	-	43	-	-
Sri Lanka	256.052	111.378	-56,50	233.808	97.592	-58,26
Iraq	40.808	15.690	-61,55	24.008	4.406	-81,65
Iran (Islamic Republic of)	33.945	38.469	13,33	60.790	29.972	-50,70
Saudi Arabia	246.067	163.740	-33,46	299.453	134.200	-55,18
Israel	14.924	21.290	42,66	82.046	33.446	-59,24
Kuwait	19.930	1.370.474	6.776,44	4.728	9.102.067	192.430,40
Jordan	43.490	-	-	47.629	-	-
Lebanon	-	2.678	-	-	16.281	-
Yemen	65.326	13.230	-79,75	51.448	6.015	-88,31
Oman	4.194	35.626	749,46	11.420	35.798	213,48
Turkey	59.699	24.233	-59,41	83.715	32.231	-61,50
United Arab Emirates	143.014	167.522	17,14	137.954	172.366	24,94
Qatar	13	23.565	181.444,84	6	42.950	715.733,02
Bahrain	40.033	-	-	40.700	-	-
Cyprus	26.500	3.597	-86,42	37.989	2.178	-94,27
Egypt	30.354	-	-	70.914	-	-
Libyan Arab Jamahiriya	24.900	43.670	75,38	6.640	30.114	353,52
Morocco	286	-	-	340	-	-
Tunisia	50.115	25.306	-49,51	51.786	13.319	-74,28
Ethiopia	-	17.020	-	-	17.446	-
Madagascar	-	50	-	-	192	-
Somalia	53.829	33.699	-37,40	103.267	66.205	-35,89
Kenya	2.250	-	-	5.750	-	-
Reunion	27.070	11.537	-57,38	49.049	19.933	-59,36
Botswana	34.409	-	-	13.400	-	-
Seychelles	38.688	6.925	-82,10	73.533	13.146	-82,12
South Africa	2.239.122	2.253.145	0,63	3.285.519	2.969.275	-9,63
Comoros	-	1.352	-	-	10.504	-
Mauritius	98.386	225.029	128,72	161.763	312.049	92,91
Australia	25.958.377	28.211.299	8,68	41.531.954	43.013.239	3,57
New Zealand	5.160.760	8.991.656	74,23	9.198.140	14.607.941	58,81
New Caledonia	311.923	310.304	-0,52	549.536	522.173	-4,98
Fiji	1.970	168	-91,47	1.726	820	-52,50
East Timor	1.717	1.123	-34,62	2.456	1.367	-44,35
United States	19.297.653	17.231.413	-10,71	35.956.401	29.130.050	-18,99
Canada	826.669	424.283	-48,68	1.538.707	887.633	-42,31
Mexico	889.405	166.152	-81,32	1.965.890	368.210	-81,27
Brazil	-	33	-	-	4.000	-
Uruguay	5.489	-	-	7.890	-	-
Bahamas	30	23	-23,46	132	268	102,65
Puerto Rico	19.000	18.547	-2,38	67.371	54.290	-19,42
Dominican Republic	12.143	-	-	53.356	-	-
El Salvador	20.073	-	-	40.910	-	-
Costa Rica	24.026	19.137	-20,35	58.114	65.170	12,14
French Polynesia	357.508	518.976	45,16	601.740	902.544	49,99
Netherlands Antilles	55.509	-	-	93.449	-	-
Turks and Caicos Islands	14.301	-	-	40.219	-	-
Guadeloupe	3.471	30.436	776,86	23.275	46.433	99,50
United Kingdom	1.997.242	1.812.118	-9,27	4.230.082	3.377.036	-20,17
Netherlands	12.249.966	12.133.469	-0,95	23.491.294	21.610.708	-8,01
France	1.186.424	585.470	-50,65	2.065.154	1.284.679	-37,79
Germany, Fed. Rep. of	9.859.190	12.632.772	28,13	14.089.992	15.935.787	13,10
Austria	-	10	-	-	64	-
Belgium	2.874.218	1.639.825	-42,95	4.664.599	2.421.459	-48,09
Denmark	1.012.714	688.664	-32,00	1.725.982	1.003.224	-41,88
Sweden	156.194	67.415	-56,84	301.417	40.073	-86,71
Finland	22.188	113.937	413,50	43.332	24.089	-44,41
Ireland	74.163	695.900	838,34	42.050	240.948	473,00
Italy	655.829	568.918	-13,25	2.532.551	2.166.441	-14,46
Spain	73.946	37.201	-49,69	142.469	261.509	83,56
Portugal	8.362	45.757	447,19	22.315	65.125	191,84
Iceland	-	44.306	-	-	62.782	-
Greece	159.700	118.744	-25,65	299.113	218.932	-26,81
Hungary	-	7.172	-	-	9.145	-
Poland	766.211	791.638	3,32	1.095.975	990.241	-9,65
Romania	35.000	21.848	-37,58	46.416	32.764	-29,41
Bulgaria	11.980	26.100	117,86	39.431	12.986	-67,07

Lanjutan Tabel 3.6

Komoditas/Negara Tujuan	Berat Bersih (kg)		Perub %	Nilai FOB (US\$)		Perub %
	Jan-Jul 2023	Jan-Jul 2024		Jan-Jul 2023	Jan-Jul 2024	
	(1)	(2)	(3)	(4)	(5)	(6)
Albania	111.828	1.630	-98,54	58.736	29.629	-49,56
Armenia	-	11.507	-	-	37.644	-
Kazakhstan	8.358	-	-	29.785	-	-
Uzbekistan	240	-	-	1.060	-	-
Lithuania	3.028	-	-	4.993	-	-
Georgia	29.584	578	-98,05	137.579	1.458	-98,94
Croatia	34.133	15.321	-55,11	162.510	64.661	-60,21
Slovenia	33.031	-	-	74.518	-	-
Czech Republic	109.103	64.486	-40,89	155.860	109.445	-29,78
Russia Federation	93.848	91.185	-2,84	408.413	489.949	19,96
<b>Kayu Laminasi</b>	<b>370.784.342</b>	<b>363.142.679</b>	<b>-2,06</b>	<b>319.136.630</b>	<b>289.302.002</b>	<b>-9,35</b>
Japan	48.650.736	53.981.458	10,96	62.573.281	62.254.425	-0,51
Hong Kong	3.234.261	2.548.378	-21,21	2.216.925	1.777.669	-19,81
Korea, Republic of	11.308.150	10.357.840	-8,40	9.227.167	7.553.947	-18,13
Taiwan	48.505.223	58.137.393	19,86	26.099.723	29.749.381	13,98
China	143.539.409	118.372.740	-17,53	105.244.159	72.881.878	-30,75
Papua New Guinea	66	-	-	293	-	-
Thailand	1.989.560	1.451.649	-27,04	1.270.426	913.649	-28,08
Singapore	8.625.477	5.826.883	-32,45	5.385.431	3.864.551	-28,24
Philippines	130.120	70.048	-46,17	131.441	52.613	-59,97
Malaysia	23.382.788	19.983.329	-14,54	13.734.365	11.868.592	-13,58
Myanmar	357.815	474.289	32,55	242.220	315.127	30,10
Brunei Darussalam	346.216	202.050	-41,64	302.845	159.970	-47,18
Viet Nam	77.709	-	-	81.882	-	-
Maldives	227.091	111.943	-50,71	251.091	125.643	-49,96
India	443.218	94.784	-78,61	248.476	50.587	-79,64
Sri Lanka	4.891	-	-	4.750	-	-
Iraq	1.453.357	2.446.181	68,31	895.756	1.432.960	59,97
Iran (Islamic Republic of)	-	13.203	-	-	16.503	-
Saudi Arabia	9.890.918	7.045.542	-28,77	8.287.244	5.029.262	-39,31
Israel	222.267	55.179	-75,17	256.343	57.144	-77,71
Kuwait	6.517.028	4.975.989	-23,65	4.286.192	3.371.997	-21,33
Jordan	10.248.767	7.000.418	-31,70	6.473.144	4.267.726	-34,07
Lebanon	445.200	126.135	-71,67	298.321	79.784	-73,26
Syria Arab Republic	66.164	-	-	43.487	-	-
Turkey	-	20.640	-	-	20.462	-
United Arab Emirates	511.859	497.837	-2,74	347.022	508.844	46,63
Qatar	476.925	463.409	-2,83	317.521	284.838	-10,29
Bahrain	103.792	131.000	26,21	76.465	149.125	95,02
Cyprus	40.556	-	-	15.505	-	-
Egypt	434.345	1.074.924	147,48	332.549	730.737	119,74
Libyan Arab Jamahiriya	479.964	97.052	-79,78	388.981	84.676	-78,23
Morocco	558.513	668.500	19,69	407.554	401.356	-1,52
Algeria	868.120	301.080	-65,32	720.403	203.628	-71,73
South Africa	31.807	57.662	81,29	17.464	51.351	194,04
Mauritius	51.670	6.165	-88,07	55.109	17.444	-68,35
Australia	5.705.461	3.836.186	-32,76	9.684.351	6.351.516	-34,41
New Zealand	67.712	79.031	16,72	105.937	172.937	63,25
Vanuatu	-	5.100	-	-	8.707	-
East Timor	67.320	211.457	214,11	55.545	112.155	101,92
United States	33.790.801	43.633.412	29,13	49.175.256	57.482.713	16,89
Canada	356.511	262.859	-26,27	545.115	414.396	-23,98
Mexico	3.533.571	15.075.382	326,63	2.748.311	11.274.406	310,23
Dominican Republic	-	8.700	-	-	12.324	-
United Kingdom	718.446	1.268.991	76,63	707.065	1.273.711	80,14
Netherlands	4.405	9.809	122,70	10.259	16.738	63,16
France	131.538	19.450	-85,21	192.885	21.784	-88,71
Germany, Fed. Rep. of	2.383.600	1.843.681	-22,65	4.810.580	3.591.307	-25,35
Belgium	227.206	6.533	-97,12	230.077	10.175	-95,58
Denmark	592	-	-	3.000	-	-
Italy	315.517	109.017	-65,45	339.875	114.039	-66,45
Greece	188.372	81.626	-56,67	222.186	73.698	-66,83
Poland	-	10.065	-	-	5.772	-
Romania	48.215	87.681	81,86	48.383	89.755	85,51
Croatia	21.095	-	-	24.274	-	-
<b>Barang Bangunan dari Kayu</b>	<b>150.803.740</b>	<b>163.136.446</b>	<b>8,18</b>	<b>275.971.647</b>	<b>281.838.588</b>	<b>2,13</b>
Japan	17.325.801	19.735.559	13,91	35.483.448	38.979.080	9,85
Hong Kong	254.610	236.809	-6,99	848.333	700.522	-17,42
Korea, Republic of	6.827.377	6.018.870	-11,84	7.672.163	6.863.646	-10,54
Taiwan	781.246	1.276.094	63,34	1.082.161	1.653.080	52,76
China	28.407.255	24.804.991	-12,68	20.909.735	13.905.777	-33,50
Macau	62.000	-	-	285.768	-	-
Papua New Guinea	-	4.744	-	-	2.007	-
Thailand	416.604	206.866	-50,34	428.800	201.754	-52,95
Singapore	1.121.612	308.099	-72,53	1.782.225	373.494	-79,04
Philippines	386.454	396.993	2,73	767.740	691.612	-9,92
Malaysia	3.055.249	3.254.644	6,53	2.674.742	2.217.081	-17,11
Cambodia	50.100	-	-	36.602	-	-
Brunei Darussalam	29.059	15.259	-47,49	39.840	81.765	105,23

Lanjutan Tabel 3.6

Komoditas/Negara Tujuan	Berat Bersih (kg)		Perub %	Nilai FOB (US\$)		Perub %
	Jan-Jul 2023	Jan-Jul 2024		Jan-Jul 2023	Jan-Jul 2024	
	(1)	(2)	(3)	(4)	(5)	(6)
Nepal	-	1.344	-	-	1.280	-
Viet Nam	977.833	1.198.830	22,60	666.919	1.065.313	59,74
Maldives	142.786	509.411	256,77	324.473	755.352	132,79
India	4.889.136	5.672.403	16,02	4.033.055	4.293.895	6,47
Pakistan	7	18.369	255.025,00	7	50.306	734.300,44
Bangladesh	279.995	146.527	-47,67	208.359	110.242	-47,09
Sri Lanka	26.703	56.703	112,35	24.916	69.940	180,70
Iraq	1.333	3.735	180,16	3.214	5.915	84,04
Iran (Islamic Republic of)	3.776	5.352	41,74	2.026	4.352	114,81
Saudi Arabia	17.135	46.810	173,19	11.227	107.014	853,17
Israel	13.983	13.533	-3,22	41.981	43.566	3,78
Kuwait	-	28.137	-	-	63.693	-
Jordan	10.300	-	-	7.000	-	-
Lebanon	5	22.112	425.130,77	5	64.824	1.296.373,54
Oman	81.822	73.172	-10,57	139.383	153.316	10,00
Turkey	1.140	4.236	271,61	2.433	23.367	860,21
United Arab Emirates	147.705	88.662	-39,97	212.206	119.353	-43,76
Qatar	9	76.779	878.381,69	11	102.734	933.849,18
Bahrain	6.078	3.217	-47,07	5.393	37.581	596,90
Cyprus	-	4.724	-	-	22.122	-
Namibia	26.034	-	-	63.674	-	-
Ethiopia	35.360	44.237	25,10	67.979	69.181	1,77
Tanzania, United Rep. of	3.420	17.503	411,79	24.003	32.647	36,01
Madagascar	820	32.559	3.868,71	3.611	42.268	1.070,54
Somalia	902.809	687.942	-23,80	1.888.426	1.353.397	-28,33
Kenya	23.423	-	-	48.825	-	-
Reunion	35.904	49.520	37,92	96.133	121.910	26,81
Botswana	83.213	48.000	-42,32	46.635	51.950	11,40
Togo	-	24.500	-	-	40.226	-
Ghana	3	-	-	2	-	-
Nigeria	30.000	-	-	101.497	-	-
Gabon	2.495	-	-	3.168	-	-
Senegal	-	106	-	-	197	-
Seychelles	44.298	25.061	-43,43	118.127	62.085	-47,44
Djibouti	76.433	27.527	-63,99	167.203	44.010	-73,68
South Africa	5.595.858	6.418.524	14,70	6.402.139	7.322.508	14,38
Comoros	39.500	34.721	-12,10	62.155	59.555	-4,18
Mauritius	27.973	42.450	51,75	77.493	50.002	-35,47
Rwanda	5	-	-	4	-	-
Australia	7.697.512	8.252.665	7,21	17.764.022	18.282.754	2,92
New Zealand	130.722	145.651	11,42	475.167	464.797	-2,18
Guam	11.961	8.883	-25,73	15.695	16.787	6,96
Palau	9.786	-	-	12.847	-	-
New Caledonia	14.730	20.446	38,80	28.717	42.465	47,87
Northern Mariana Islands	10.929	11.190	2,39	18.017	16.238	-9,87
Saint Vincent and the Grenadines	135.610	257	-99,81	1.717.448	3.122	-99,82
Vanuatu	4.350	-	-	2.180	-	-
Wallis and Futuna Islands	-	563	-	-	2.170	-
Fiji	86	240	179,95	315	2.640	738,76
East Timor	80.490	51.558	-35,94	33.933	19.692	-41,97
United States	18.115.476	28.479.781	57,21	47.784.640	65.622.623	37,33
Canada	1.131.533	1.069.073	-5,52	3.276.258	2.823.334	-13,82
Mexico	216.917	93.030	-57,11	422.848	231.297	-45,30
Chile	1.105	43	-96,11	6.258	300	-95,21
Argentina	23.116	57.884	150,41	52.904	116.065	119,39
Brazil	320	750	134,49	838	14.638	1.646,14
Colombia	27.242	25.178	-7,58	91.083	34.682	-61,92
Uruguay	31.673	19.536	-38,32	113.296	40.078	-64,63
Peru	1.050	-	-	7.493	-	-
Jamaica	60.352	61.384	1,71	596.406	671.358	12,57
Puerto Rico	544	19.880	3.554,41	568	37.200	6.445,03
Belize	-	194	-	-	1.794	-
Dominican Republic	428.367	9.731	-97,73	3.404.765	66.439	-98,05
Costa Rica	22.268	11.288	-49,31	27.135	86.172	217,57
Barbados	22.827	62.507	173,83	148.672	386.427	159,92
Antigua and Barbuda	45.760	8.654	-81,09	781.247	85.628	-89,04
Dominica	66.662	-	-	311.005	-	-
French Guiana	-	11.535	-	-	19.600	-
French Polynesia	118.008	200.912	70,25	314.315	433.822	38,02
Netherlands Antilles	138.800	14.929	-89,24	940.983	112.285	-88,07
Saint Lucia	-	17.675	-	-	265.895	-
Turks and Caicos Islands	6.030	-	-	43.736	-	-
Guadeloupe	14.676	68.223	364,85	35.150	172.257	390,06
Virgin Islands (British)	2.511	156	-93,77	27.640	1.036	-96,25
U.S. Virgin Islands	1.865	4.724	153,30	24.812	63.620	156,41
Sint Maarten (Dutch Part)	-	78	-	-	542	-
United Kingdom	23.878.150	26.552.685	11,20	50.217.105	54.142.357	7,82
Netherlands	12.586.615	13.599.937	8,05	31.470.996	31.252.320	-0,69
France	2.885.037	3.233.126	12,07	6.088.373	5.418.566	-11,00
Germany, Fed. Rep. of	3.953.272	3.347.783	-15,32	8.627.729	6.195.327	-28,19
Austria	21	-	-	21	-	-

Lanjutan Tabel 3.6

Komoditas/Negara Tujuan	Berat Bersih (kg)		Perub %	Nilai FOB (US\$)		Perub %
	Jan-Jul 2023	Jan-Jul 2024		Jan-Jul 2023	Jan-Jul 2024	
(1)	(2)	(3)	(4)	(5)	(6)	(7)
Belgium	2.813.721	1.796.605	-36,15	4.149.892	2.102.483	-49,34
Switzerland	119	295	147,90	750	1.871	149,46
Luxembourg	10	-	-	11	-	-
Denmark	54.356	120.425	121,55	169.222	355.132	109,86
Norway	12.594	12.580	-0,11	42.738	33.993	-20,46
Sweden	87.938	81.017	-7,87	1.083.885	1.056.313	-2,54
Ireland	991.561	1.155.568	16,54	1.976.385	2.163.670	9,48
Italy	860.735	657.406	-23,62	2.293.305	2.332.616	1,71
Spain	292.205	180.786	-38,13	875.110	527.508	-39,72
Portugal	64.891	35.237	-45,70	183.138	89.474	-51,14
Iceland	-	9.034	-	-	29.058	-
Greece	441.640	418.439	-5,25	1.113.045	860.886	-22,65
Hungary	2.827	243	-91,42	8.343	645	-92,27
Poland	860.523	1.296.682	50,69	1.995.059	2.606.395	30,64
Romania	12.298	63.500	416,34	19.476	62.632	221,58
Bulgaria	26.554	10.642	-59,92	53.467	35.623	-33,37
Albania	8.537	-	-	12.295	-	-
Armenia	-	6.393	-	-	20.912	-
Kazakhstan	10.560	-	-	37.205	-	-
Lithuania	20.256	13.607	-32,82	33.111	15.635	-52,78
Estonia	39.659	-	-	103.686	-	-
Georgia	61.946	11.632	-81,22	44.254	38.785	-12,36
Croatia	-	3.848	-	-	35.898	-
Malta	305	-	-	888	-	-
Slovakia	54	-	-	30	-	-
Slovenia	-	13.275	-	-	35.278	-
Czech Republic	17.983	42.003	133,56	18.239	59.416	225,76
Russia Federation	1.422	59.466	4.083,16	8.246	214.126	2.496,72
Serbia	15	-	-	9	-	-
<b>Panel Kayu Lainnya</b>	<b>294.484.645</b>	<b>364.039.089</b>	<b>23,62</b>	<b>106.578.518</b>	<b>112.954.454</b>	<b>5,98</b>
Japan	26.558.495	21.628.352	-18,56	23.477.235	18.723.213	-20,25
Hong Kong	214.612	383.440	78,67	167.102	232.343	39,04
Korea, Republic of	31.025.521	36.877.184	18,86	5.726.521	6.462.076	12,84
Taiwan	1.568.475	1.576.324	0,50	544.454	613.011	12,59
China	2.391.649	7.663.834	220,44	2.729.362	2.345.254	-14,07
Papua New Guinea	2.122	1.352	-36,30	2.669	2.449	-8,25
Thailand	2.500.363	2.083.491	-16,67	1.318.943	1.340.727	1,65
Singapore	603.535	189.789	-68,55	632.750	180.210	-71,52
Philippines	2.559.895	4.164.329	62,68	1.203.259	2.041.533	69,67
Malaysia	5.343.558	10.572.959	97,86	2.352.684	3.473.057	47,62
Cambodia	-	50.709	-	-	14.134	-
Brunei Darussalam	14.400	8.574	-40,46	12.780	8.400	-34,27
Viet Nam	4.750.370	6.950.227	46,31	1.734.722	1.551.200	-10,58
Maldives	1.737	5.037	190,00	2.858	6.925	142,30
India	7.616.587	7.003.481	-8,05	2.074.686	1.876.834	-9,54
Pakistan	5	-	-	2	-	-
Iraq	7.435.547	34.134.198	359,07	1.929.636	8.425.355	336,63
Iran (Islamic Republic of)	32.070.388	29.614.985	-7,66	10.045.553	8.979.730	-10,61
Saudi Arabia	31.802.308	31.087.441	-2,25	8.036.174	8.088.900	0,66
Kuwait	3.555.291	491.935	-86,16	1.041.737	391.979	-62,37
Jordan	10.954.286	11.640.051	6,26	4.345.119	4.177.606	-3,86
Lebanon	16.767.207	19.352.754	15,42	4.468.949	4.795.807	7,31
Yemen	-	12.555.714	-	-	3.097.868	-
Oman	3	-	-	4	-	-
Syria Arab Republic	6.999.776	12.661.436	80,88	1.785.668	3.274.410	83,37
United Arab Emirates	6.226.003	32.297.849	418,76	2.100.524	8.261.885	293,33
Qatar	9.667	69.480	618,73	11.999	19.144	59,54
Egypt	87.639.301	77.133.157	-11,99	23.519.875	19.680.734	-16,32
Morocco	596.942	659.456	10,47	571.488	607.622	6,32
Madagascar	29	5	-81,99	300	90	-70,00
Cote D'Ivoire	161.269	-	-	62.921	-	-
South Africa	70.864	95.389	34,61	24.446	32.974	34,89
Australia	1.723.271	1.082.641	-37,18	3.853.455	2.108.657	-45,28
New Zealand	900	-	-	5.188	-	-
Vanuatu	-	2.000	-	-	2.550	-
East Timor	-	4	-	-	8	-
United States	3.166.109	1.794.078	-43,33	2.630.658	1.939.935	-26,26
Canada	20	98	391,40	2	457	22.628,36
Mexico	-	1.200	-	-	1.530	-
United Kingdom	13.750	50.987	270,81	21.533	73.604	241,83
Netherlands	102.617	51.909	-49,41	104.872	49.762	-52,55
France	7	6.432	92.719,62	40	6.143	15.257,02
Germany, Fed. Rep. of	540	44.702	8.178,15	1.777	25.757	1.349,84
Belgium	21.510	132	-99,39	15.914	2.142	-86,54
Denmark	-	49.674	-	-	17.645	-
Ireland	15.540	-	-	19.606	-	-
Italy	9	-	-	2	-	-
Spain	108	1.869	1.626,76	417	19.940	4.681,76
Poland	-	433	-	-	855	-
Russia Federation	60	-	-	637	-	-

Lanjutan Tabel 3.6

Komoditas/Negara Tujuan	Berat Bersih (kg)		Perub %	Nilai FOB (US\$)		Perub %
	Jan-Jul 2023	Jan-Jul 2024		Jan-Jul 2023	Jan-Jul 2024	
	(1)	(2)	(3)	(4)	(5)	(6)
<b>Veneer</b>	<b>68.469.213</b>	<b>70.101.989</b>	<b>2,38</b>	<b>71.999.011</b>	<b>68.845.318</b>	<b>-4,38</b>
Japan	1.427.893	1.046.456	-26,71	3.561.653	2.665.975	-25,15
Korea, Republic of	535.450	274.917	-48,66	375.175	211.724	-43,57
Taiwan	1.450.251	408.810	-71,81	1.688.872	594.613	-64,79
China	1.312.803	1.976.861	50,58	1.717.768	1.442.413	-16,03
Papua New Guinea	-	43	-	-	150	-
Thailand	73.867	69.859	-5,43	89.950	117.891	31,06
Singapore	-	22	-	-	36	-
Malaysia	194.015	69.918	-63,96	129.006	90.674	-29,71
Cambodia	1.358.346	2.753.264	102,69	614.372	1.305.810	112,54
Nepal	134.537	137.090	1,90	76.063	81.776	7,51
Viet Nam	42.753	75.352	76,25	68.031	112.633	65,56
India	59.951.912	61.382.205	2,39	57.269.950	56.473.109	-1,39
Bangladesh	964.593	879.092	-8,86	1.411.889	1.117.913	-20,82
Iraq	-	94	-	-	450	-
Iran (Islamic Republic of)	24.442	24.442	-0	52.773	51.570	-2,28
Turkey	10.725	210.045	1.858,39	82.598	619.227	649,69
Egypt	132.900	17.000	-87,21	55.445	7.125	-87,15
Australia	268	517	93,10	6.194	7.824	26,31
United States	439	10.565	2.305,71	3.625	65.208	1.699,04
Brazil	-	18.853	-	-	66.538	-
United Kingdom	19.348	9.010	-53,43	166.768	63.972	-61,64
Netherlands	129.937	33.967	-73,86	793.143	191.028	-75,92
France	49.077	36.595	-25,43	345.359	242.694	-29,73
Germany, Fed. Rep. of	483.038	507.881	5,14	2.424.801	2.478.705	2,22
Italy	90.193	118.527	31,42	476.318	541.186	13,62
Spain	57.295	36.830	-35,72	458.229	273.065	-40,41
Portugal	7.553	3.773	-50,04	54.086	22.009	-59,31
Czech Republic	17.577	-	-	76.946	-	-
<b>Kerajinan Ukiran dari Kayu Bukan Mebeller</b>	<b>14.929.961</b>	<b>14.991.610</b>	<b>0,41</b>	<b>65.363.577</b>	<b>63.739.185</b>	<b>-2,49</b>
Japan	1.440.537	1.774.411	23,18	7.890.198	10.317.181	30,76
Hong Kong	1.576	2.596	64,70	22.527	22.151	-1,67
Korea, Republic of	894.541	653.430	-26,95	1.667.607	1.192.250	-28,51
Taiwan	750.272	739.071	-1,49	730.117	728.961	-0,16
China	80.412	239.376	197,69	244.494	824.805	237,35
Papua New Guinea	-	10	-	-	80	-
Thailand	44.930	58.336	29,84	139.490	161.746	15,95
Singapore	53.071	36.581	-31,07	784.704	640.121	-18,43
Philippines	10.159	22.201	118,54	32.798	38.970	18,82
Malaysia	91.327	101.420	11,05	727.164	244.528	-66,37
Cambodia	7.321	-	-	10.789	-	-
Brunei Darussalam	3.965	771	-80,56	6.227	2.854	-54,17
Nepal	-	36	-	-	1.540	-
Bhutan	7	-	-	453	-	-
Viet Nam	921	3.301	258,28	5.354	4.655	-13,05
Maldives	29.035	26.654	-8,20	304.644	220.373	-27,66
India	132.635	138.068	4,10	453.570	400.120	-11,78
Pakistan	10.875	12.800	17,70	14.625	12.000	-17,95
Sri Lanka	1.197	19.808	1.554,80	7.415	20.210	172,55
Iraq	6.156	8.719	41,63	5.754	20.920	263,60
Iran (Islamic Republic of)	4.060	22.150	445,61	10.507	47.729	354,27
Saudi Arabia	48.713	86.466	77,50	195.997	246.643	25,84
Israel	48.152	40.312	-16,28	181.639	138.988	-23,48
Kuwait	19.289	11.904	-38,28	69.842	66.977	-4,10
Jordan	2.819	83	-97,04	105.602	558	-99,47
Lebanon	1.406	1.700	20,91	5.904	3.240	-45,11
Oman	1.503	4.121	174,16	10.434	12.348	18,35
Turkey	158.060	144.117	-8,82	551.935	510.328	-7,54
United Arab Emirates	63.022	39.479	-37,36	357.444	325.270	-9,00
Qatar	40.801	40.608	-0,47	191.528	154.468	-19,35
Bahrain	3.367	1.611	-52,15	12.174	14.351	17,89
Cyprus	10.095	9.350	-7,38	43.386	33.681	-22,37
Egypt	15.441	17.520	13,46	37.897	81.398	114,79
Libyan Arab Jamahiriya	31	3.908	12.507,43	126	7.790	6.082,52
Morocco	10.591	1.535	-85,50	23.398	8.613	-63,19
Tunisia	436	2.705	520,39	3.046	13.237	334,57
Namibia	3.683	1.307	-64,50	6.759	6.442	-4,69
Tanzania, United Rep. of	3.608	13.309	268,87	47.502	90.804	91,16
Madagascar	80	496	521,80	261	3.414	1.209,17
Kenya	1.625	311	-80,89	5.651	3.455	-38,85
Reunion	29.486	31.802	7,86	179.659	145.523	-19,00
Mozambique	190	1.585	734,21	967	8.789	808,91
Ghana	-	293	-	-	3.124	-
Angola	23	-	-	45	-	-
Cote D'Ivoire	26	81	212,69	533	1.421	166,58
Senegal	42	1.030	2.351,96	14	2.979	21.232,13
Seychelles	14.141	7.452	-47,31	36.265	68.949	90,13
Uganda	141	-	-	150	-	-



Lanjutan Tabel 3.6

Komoditas/Negara Tujuan	Berat Bersih (kg)		Perub %	Nilai FOB (US\$)		Perub %
	Jan-Jul 2023	Jan-Jul 2024		Jan-Jul 2023	Jan-Jul 2024	
	(1)	(2)	(3)	(4)	(5)	(6)
Djibouti	-	314	-	-	1.554	-
South Africa	51.495	50.881	-1,19	166.821	180.743	8,35
Zimbabwe	564	-	-	5.532	-	-
Mauritius	38.919	36.620	-5,91	137.137	160.688	17,17
Mayotte	1.094	804	-26,49	6.265	3.682	-41,22
Australia	601.557	651.602	8,32	2.152.793	2.612.598	21,36
New Zealand	66.349	45.502	-31,42	247.648	223.992	-9,55
Guam	1.037	1.923	85,42	10.887	22.645	108,01
Palau	9	280	3.011,11	57	1.927	3.268,69
New Caledonia	8.103	13.004	60,48	29.534	99.859	238,12
Northern Mariana Islands	2.525	1.331	-47,28	5.110	2.982	-41,64
Saint Vincent and the Grenadines	-	1.319	-	-	7.790	-
Vanuatu	250	2.404	861,57	5.879	3.684	-37,33
Wallis and Futuna Islands	3.169	121	-96,18	5.564	359	-93,56
American Samoa	-	480	-	-	590	-
Cook Islands	894	7.471	735,82	5.170	63.093	1.120,25
Fiji	20.301	15.481	-23,74	97.665	194.979	99,64
Samoa	-	480	-	-	557	-
Solomon Islands	-	2.322	-	-	1.879	-
East Timor	15.490	29.766	92,16	5.568	32.627	485,97
United States	5.209.424	5.049.761	-3,06	27.423.588	24.440.037	-10,88
Canada	145.335	155.269	6,84	813.931	690.679	-15,14
Mexico	60.704	39.043	-35,68	251.452	135.043	-46,29
Guatemala	2.066	3.977	92,48	16.447	26.398	60,50
Honduras	1.846	1.380	-25,24	6.605	2.644	-59,96
Panama	6.458	2.634	-59,21	20.512	15.216	-25,82
Curacao	3.124	760	-75,68	18.594	5.037	-72,91
Suriname	345	242	-29,97	1.561	806	-48,35
Chile	46.573	34.731	-25,43	213.365	142.455	-33,23
Argentina	32.911	12.517	-61,97	93.979	26.261	-72,06
Brazil	65.718	70.343	7,04	221.036	206.707	-6,48
Colombia	48.546	34.497	-28,94	85.430	107.493	25,83
Uruguay	3.600	7.160	98,90	23.119	27.772	20,13
Paraguay	202	3.641	1.700,01	5.468	13.822	152,81
Ecuador	605	3.912	546,61	4.339	8.224	89,55
Peru	200	11.651	5.725,66	9.156	23.430	155,90
Bahamas	32.559	10.244	-68,54	70.781	23.946	-66,17
Jamaica	10.282	6.338	-38,36	70.726	27.801	-60,69
Puerto Rico	12.138	23.752	95,68	32.095	119.561	272,52
Belize	749	6.344	747,51	2.618	25.976	892,06
Dominican Republic	27.164	23.302	-14,22	212.355	135.755	-36,07
El Salvador	3.377	6.414	89,93	16.756	40.963	144,48
Costa Rica	59.344	35.710	-39,82	246.694	212.673	-13,79
Barbados	1.473	839	-43,04	16.159	1.371	-91,51
Antigua and Barbuda	1.209	22	-98,15	8.509	87	-98,98
Aruba	855	222	-74,04	956	2.069	116,43
Bermuda	2.477	2.498	0,85	30.728	15.135	-50,74
Cayman Islands	2.651	536	-79,79	8.037	2.876	-64,21
Dominica	440	-	-	383	-	-
French Polynesia	8.471	14.391	69,88	36.447	95.802	162,85
Grenada	-	1.557	-	-	1.272	-
Martinique	19.632	11.922	-39,27	82.371	51.498	-37,48
Netherlands Antilles	9.582	6.816	-28,87	30.547	11.047	-63,84
Turks and Caicos Islands	2.261	549	-75,72	4.731	5.130	8,43
Guadeloupe	27.757	27.342	-1,50	156.707	105.084	-32,94
Virgin Islands (British)	339	2.819	731,43	10.591	16.081	51,83
U.S. Virgin Islands	92	9	-90,14	1.016	1.881	85,16
Sint Maarten (Dutch Part)	-	1.277	-	-	9.348	-
United Kingdom	454.940	474.599	4,32	1.993.858	1.890.235	-5,20
Netherlands	1.036.140	1.096.699	5,84	2.823.409	3.201.737	13,40
France	622.647	589.862	-5,27	3.102.748	2.872.528	-7,42
Germany, Fed. Rep. of	527.760	450.079	-14,72	2.046.002	1.791.865	-12,42
Austria	22.050	15.074	-31,64	123.408	83.036	-32,71
Belgium	279.035	283.109	1,46	939.236	806.311	-14,15
Switzerland	31.765	14.868	-53,19	152.275	103.724	-31,88
Denmark	31.643	49.079	55,10	146.166	238.701	63,31
Norway	3.165	1.732	-45,27	20.091	4.066	-79,76
Sweden	78.326	44.549	-43,12	271.346	234.376	-13,62
Finland	7.819	418	-94,66	26.487	2.729	-89,70
Ireland	12.514	11.200	-10,51	48.913	47.574	-2,74
Italy	215.029	245.332	14,09	1.139.588	1.097.855	-3,66
Spain	516.465	510.371	-1,18	2.375.683	2.128.969	-10,38
Portugal	35.833	38.930	8,64	140.011	157.838	12,73
Iceland	1.512	972	-35,72	3.380	1.575	-53,41
Greece	154.912	146.279	-5,57	960.119	907.203	-5,51
Hungary	5.004	2.081	-58,41	30.817	13.583	-55,93
Poland	48.030	55.544	15,65	181.242	213.741	17,93
Romania	6.796	9.189	35,20	30.764	48.316	57,06
Bulgaria	12.754	12.987	1,82	43.487	49.047	12,78
Albania	35.067	3.497	-90,03	69.066	18.703	-72,92
Kazakhstan	-	4.408	-	-	9.949	-

Lanjutan Tabel 3.6

Komoditas/Negara Tujuan	Berat Bersih (kg)		Perub %	Nilai FOB (US\$)		Perub %
	Jan-Jul 2023	Jan-Jul 2024		Jan-Jul 2023	Jan-Jul 2024	
	(1)	(2)	(3)	(4)	(5)	(6)
Kyrgyzstan	1	69	6.800,00	2	1.571	78.450,00
Uzbekistan	139	-	-	495	-	-
Lithuania	4.577	1.104	-75,89	21.253	5.968	-71,92
Latvia	2.550	3.185	24,91	11.438	13.069	14,25
Estonia	276	3.938	1.324,23	1.473	13.585	822,45
Georgia	4.251	2.848	-33,00	10.416	26.302	152,52
Croatia	5.239	4.979	-4,95	33.268	46.494	39,76
Malta	4.075	2.387	-41,43	27.434	18.676	-31,93
Slovakia	18	6.526	36.158,06	169	13.736	8.027,54
Slovenia	26.294	31.924	21,41	118.834	88.315	-25,68
Czech Republic	17.963	12.854	-28,44	57.414	42.359	-26,22
Rep. of Macedonia	45	-	-	305	-	-
Russia Federation	19.473	58.466	200,25	137.046	287.061	109,46
Serbia	3.627	3.125	-13,83	18.540	10.790	-41,80
Montenegro	200	-	-	1.383	-	-
<b>Barang Anyaman dari Rotan dan Bambu</b>	<b>7.668.545</b>	<b>8.369.305</b>	<b>9,14</b>	<b>35.436.021</b>	<b>39.263.088</b>	<b>10,80</b>
Japan	126.062	85.425	-32,24	1.146.592	793.829	-30,77
Hong Kong	380	153	-59,76	3.426	3.548	3,55
Korea, Republic of	251.108	380.595	51,57	706.688	874.575	23,76
Taiwan	2.767	1.830	-33,85	17.743	13.626	-23,20
China	42.434	69.680	64,21	419.856	634.959	51,23
Thailand	17.239	27.612	60,18	67.122	117.343	74,82
Singapore	34.427	33.643	-2,28	444.595	559.368	25,82
Philippines	8.152	3.232	-60,35	33.494	10.336	-69,14
Malaysia	102.756	130.612	27,11	310.704	249.267	-19,77
Cambodia	274	-	-	1.400	-	-
Brunei Darussalam	383	2.431	535,45	988	12.701	1.185,50
Nepal	-	30	-	-	508	-
Bhutan	52	-	-	1.350	-	-
Viet Nam	2.471	2.039	-17,47	24.861	4.586	-81,55
Maldives	61.256	19.932	-67,46	148.760	82.447	-44,58
India	120.523	89.339	-25,87	1.010.368	1.610.116	59,36
Sri Lanka	26	184	606,08	679	461	-32,17
Iraq	300	75	-75,00	577	75	-87,00
Iran (Islamic Republic of)	8.924	5.152	-42,27	64.247	43.907	-31,66
Saudi Arabia	37.394	96.110	157,02	40.494	174.514	330,96
Israel	29.874	28.060	-6,07	116.976	68.766	-41,21
Kuwait	559	544	-2,72	3.242	1.720	-46,94
Jordan	2.550	103	-95,97	21.664	688	-96,82
Lebanon	4.120	1.596	-61,27	54.877	12.630	-76,98
Oman	235	10	-95,74	899	142	-84,15
Turkey	76.555	59.466	-22,32	390.856	269.766	-30,98
United Arab Emirates	90.023	57.472	-36,16	590.631	425.200	-28,01
Qatar	10.455	6.111	-41,55	16.221	5.519	-65,97
Bahrain	90	1.641	1.722,91	1.940	28.360	1.361,86
Cyprus	1.895	6.070	220,27	12.218	31.472	157,58
Egypt	8.010	5.304	-33,78	57.371	25.208	-56,06
Libyan Arab Jamahiriya	-	2.761	-	-	24.626	-
Morocco	1.956	600	-69,34	14.447	4.762	-67,04
Tunisia	3.895	3.239	-16,84	28.136	22.796	-18,98
Namibia	897	5.320	492,79	7.464	26.273	251,99
Tanzania, United Rep. of	500	2.893	478,54	15.524	27.615	77,89
Madagascar	-	120	-	-	704	-
Kenya	14.572	521	-96,42	10.389	2.732	-73,71
Reunion	22.412	9.538	-57,44	79.063	22.467	-71,58
Mozambique	129	1.284	895,35	726	8.117	1.018,66
Ghana	-	51	-	-	435	-
Nigeria	25	-	-	-0	-	-
Cote D'Ivoire	83	341	311,22	6.002	4.705	-21,62
Senegal	10	3.115	31.048,33	1.245	6.019	383,39
Seychelles	1.680	6.994	316,30	12.893	60.453	368,87
South Africa	72.201	64.365	-10,85	310.139	255.437	-17,64
Zimbabwe	181	-	-	4.034	-	-
Mauritius	16.062	11.064	-31,12	56.991	69.512	21,97
Mayotte	-	494	-	-	1.957	-
Australia	583.438	561.799	-3,71	1.303.896	1.401.446	7,48
New Zealand	34.685	40.799	17,63	157.604	161.320	2,36
Guam	20	26	32,00	113	440	290,82
Palau	-	215	-	-	509	-
New Caledonia	7.166	6.012	-16,11	10.734	9.686	-9,76
Northern Mariana Islands	625	-	-	769	-	-
Saint Vincent and the Grenadines	-	88	-	-	1.301	-
Vanuatu	211	1.202	469,51	2.417	4.295	77,71
Wallis and Futuna Islands	200	-	-	520	-	-
Cook Islands	85	1.300	1.428,82	260	6.130	2.258,98
Fiji	2.471	8.553	246,10	48.382	72.586	50,03
Kiribati	11	-	-	297	-	-
Samoa	-	600	-	-	1.411	-
Solomon Islands	-	52	-	-	339	-
Christmas Islands	15	5	-66,67	9	12	31,00



Lanjutan Tabel 3.6

Komoditas/Negara Tujuan	Berat Bersih (kg)		Perub %	Nilai FOB (US\$)		Perub %
	Jan-Jul 2023	Jan-Jul 2024		Jan-Jul 2023	Jan-Jul 2024	
	(1)	(2)	(3)	(4)	(5)	(6)
East Timor	1.322	1.396	5,59	1.825	4.710	158,12
United States	768.028	911.434	18,67	7.152.416	9.413.708	31,62
Canada	50.854	65.932	29,65	223.849	365.220	63,15
Mexico	32.926	19.407	-41,06	215.545	128.600	-40,34
Guatemala	2.643	130	-95,07	8.435	720	-91,47
Honduras	-	90	-	-	310	-
Panama	956	802	-16,05	12.697	4.701	-62,97
Curacao	345	1.623	370,43	3.226	3.190	-1,11
Suriname	-	7	-	-	55	-
Chile	7.320	10.941	49,47	28.504	36.864	29,33
Argentina	35.562	7.600	-78,63	129.348	53.087	-58,96
Brazil	22.892	33.342	45,65	147.187	235.041	59,69
Colombia	4.804	9.261	92,75	26.334	37.210	41,30
Uruguay	1.322	7.649	478,81	14.384	42.704	196,88
Paraguay	1.098	1.383	25,88	6.222	6.728	8,13
Ecuador	969	679	-29,94	4.914	6.040	22,92
Peru	136	661	385,56	602	2.908	382,76
Guyana	113	-	-	301	-	-
Bahamas	1.919	451	-76,49	10.776	6.189	-42,57
Jamaica	632	1.980	213,51	2.622	8.136	210,28
Puerto Rico	4.226	3.814	-9,75	7.632	9.123	19,54
Belize	1.450	586	-59,62	720	6.305	775,72
Dominican Republic	6.286	20.086	219,51	37.577	76.548	103,71
El Salvador	500	1.085	117,00	5.032	13.285	164,02
Costa Rica	15.592	7.596	-51,28	51.398	43.855	-14,68
Barbados	-	144	-	-	1.918	-
Antigua and Barbuda	175	24	-86,34	865	93	-89,25
Aruba	485	611	26,00	103	3.530	3.312,29
Bermuda	-	33	-	-	229	-
Cayman Islands	90	487	441,40	1.354	2.086	54,08
Dominica	420	-	-	314	-	-
French Guiana	16	-	-	37	-	-
French Polynesia	2.889	4.362	50,98	18.498	19.484	5,33
Martinique	1.075	1.918	78,47	3.002	5.790	92,83
Netherlands Antilles	2.282	3.888	70,37	10.767	15.185	41,03
Turks and Caicos Islands	285	4	-98,60	3.985	240	-93,98
Guadeloupe	5.010	6.049	20,72	22.232	24.884	11,93
Virgin Islands (British)	704	1.484	110,77	3.213	12.624	292,91
U.S. Virgin Islands	14	-	-	888	-	-
United Kingdom	571.770	608.347	6,40	2.663.863	2.905.586	9,07
Netherlands	1.701.921	2.398.423	40,92	5.685.795	7.871.972	38,45
France	616.184	337.718	-45,19	2.234.183	1.395.416	-37,54
Germany, Fed. Rep. of	632.221	560.557	-11,34	2.772.577	2.271.210	-18,08
Austria	39.524	16.874	-57,31	134.707	57.208	-57,53
Belgium	190.849	235.221	23,25	657.778	796.573	21,10
Switzerland	1.860	3.045	63,74	15.535	7.873	-49,32
Denmark	288.077	314.996	9,34	1.204.344	1.267.297	5,23
Norway	11.646	14.487	24,39	65.682	56.940	-13,31
Sweden	77.694	85.511	10,06	356.509	354.919	-0,45
Finland	9.871	2.913	-70,49	60.646	16.349	-73,04
Ireland	17.103	44.606	160,81	62.221	148.559	138,76
Italy	138.923	160.776	15,73	623.784	787.722	26,28
Spain	265.735	290.879	9,46	1.358.605	1.162.644	-14,42
Portugal	22.512	3.992	-82,27	88.557	25.612	-71,08
Iceland	362	-	-	2.537	-	-
Greece	91.618	59.469	-35,09	676.093	362.923	-46,32
Hungary	3.089	5.749	86,13	17.900	22.582	26,16
Poland	110.858	164.224	48,14	469.784	557.456	18,66
Romania	35.370	32.927	-6,91	152.478	119.459	-21,65
Bulgaria	12.496	9.869	-21,02	29.354	33.514	14,17
Albania	18.928	8.067	-57,38	58.666	17.781	-69,69
Kazakhstan	-	139	-	-	250	-
Kyrgyzstan	46	-	-	20	-	-
Ukraine	43	-	-	2.300	-	-
Uzbekistan	2	-	-	60	-	-
Lithuania	1.113	1.114	0,11	3.176	6.023	89,63
Latvia	166	1.434	763,71	2.039	4.064	99,32
Estonia	216	2.310	971,97	802	6.942	765,58
Georgia	60	4.517	7.428,15	2.640	44.719	1.593,90
Croatia	5.153	3.994	-22,48	19.103	16.608	-13,06
Malta	399	97	-75,72	3.220	738	-77,09
Slovakia	495	32	-93,53	660	184	-72,18
Slovenia	9.174	4.551	-50,39	38.498	13.734	-64,32
Czech Republic	4.349	7.268	67,11	15.786	25.042	58,63
Russia Federation	1.915	9.820	412,76	8.346	58.678	603,08
Serbia	508	389	-23,41	1.635	727	-55,54
Montenegro	6.136	256	-95,82	6.438	760	-88,20
<b>Kayu Gergajian</b>	<b>24.315.714</b>	<b>22.181.988</b>	<b>-8,78</b>	<b>21.649.032</b>	<b>20.690.462</b>	<b>-4,43</b>
Japan	3.855.768	4.623.272	19,91	6.187.740	6.795.005	9,81
Hong Kong	119.680	-	-	96.407	-	-

Lanjutan Tabel 3.6

Komoditas/Negara Tujuan	Berat Bersih (kg)		Perub %	Nilai FOB (US\$)		Perub %
	Jan-Jul 2023	Jan-Jul 2024		Jan-Jul 2023	Jan-Jul 2024	
	(1)	(2)	(3)	(4)	(5)	(6)
Korea, Republic of	408.244	369.002	-9,61	486.582	557.863	14,65
Taiwan	295.487	108.589	-63,25	271.697	100.522	-63,00
China	13.023.490	11.016.799	-15,41	6.710.457	5.311.901	-20,84
Papua New Guinea	-	10.425	-	-	2.978	-
Thailand	150	-	-	1.570	-	-
Singapore	64.721	6.010	-90,71	59.803	5.732	-90,41
Malaysia	1.503.059	1.180.070	-21,49	1.138.166	952.805	-16,29
Viet Nam	424.306	463.455	9,23	297.159	212.930	-28,34
Maldives	52.000	41.801	-19,61	92.077	31.914	-65,34
India	107.626	77.547	-27,95	183.526	163.700	-10,80
Bangladesh	763.690	-	-	439.385	-	-
Sri Lanka	-	550	-	-	122	-
Saudi Arabia	181	-	-	343	-	-
Turkey	467	4.974	964,99	2.852	46.202	1.519,94
United Arab Emirates	1.122	17.130	1.426,63	7.138	18.042	152,75
Qatar	-	17.107	-	-	20.400	-
Bahrain	232	-	-	441	-	-
South Africa	37.503	-	-	54.080	-	-
Mauritius	37.763	27.680	-26,70	59.267	33.414	-43,62
Australia	582.599	588.140	0,95	752.744	865.286	14,95
New Zealand	92.630	142.743	54,10	124.733	125.147	0,33
New Caledonia	1.926	2.662	38,21	4.028	4.811	19,44
Northern Mariana Islands	-	53	-	-	90	-
United States	2.122.519	2.715.610	27,94	1.731.510	2.826.374	63,23
Canada	33.019	445	-98,65	139.871	2.178	-98,44
Guatemala	1	-	-	5	-	-
Jamaica	-	18	-	-	186	-
Costa Rica	88	-	-	72	-	-
French Polynesia	8.312	950	-88,57	11.182	1.514	-86,46
United Kingdom	336.867	276.219	-18,00	859.381	717.432	-16,52
Netherlands	196.258	276.844	41,06	617.178	853.350	38,27
France	7.705	10.172	32,02	58.857	43.681	-25,78
Germany, Fed. Rep. of	157.904	125.859	-20,29	998.863	748.135	-25,10
Belgium	-	4	-	-	5	-
Denmark	2.960	10.060	239,85	2.636	11.066	319,85
Ireland	-	468	-	-	1.900	-
Italy	31.710	52.078	64,23	160.394	159.152	-0,77
Spain	3.201	1.892	-40,91	23.326	23.823	2,13
Portugal	2.162	2.346	8,51	16.861	16.998	0,82
Poland	16.232	-	-	23.834	-	-
Albania	18.510	-	-	6.989	-	-
Latvia	1.307	-	-	6.800	-	-
Slovenia	4.313	11.015	155,39	21.082	35.801	69,82
<b>Alat Dapur dari Kayu, Rotan dan Bambu</b>	<b>4.767.605</b>	<b>4.523.592</b>	<b>-5,12</b>	<b>15.700.770</b>	<b>21.288.397</b>	<b>35,59</b>
Japan	1.063.126	866.226	-18,52	3.877.693	10.224.113	163,66
Hong Kong	666	638	-4,15	6.267	5.625	-10,25
Korea, Republic of	1.275.765	911.968	-28,52	3.200.949	2.410.339	-24,70
Taiwan	774.078	881.831	13,92	2.628.311	2.965.468	12,83
China	60.748	16.866	-72,24	206.679	95.958	-53,57
Thailand	9.461	1.055	-88,85	42.604	3.715	-91,28
Singapore	6.852	11.232	63,93	16.291	73.416	350,67
Philippines	346	198	-42,72	312	8.402	2.589,42
Malaysia	25.547	11.937	-53,28	75.962	44.449	-41,49
Brunei Darussalam	175	375	114,31	174	1.946	1.021,01
Nepal	-	24	-	-	110	-
Viet Nam	57	-	-	182	-	-
Maldives	11.279	3.009	-73,32	25.208	21.376	-15,20
India	10.800	4.037	-62,62	41.184	15.795	-61,65
Iraq	405	23	-94,37	104	338	225,85
Iran (Islamic Republic of)	-	300	-	-	206	-
Saudi Arabia	16.700	24.131	44,49	20.952	83.271	297,44
Israel	15.096	14.259	-5,55	85.107	34.188	-59,83
Kuwait	3	102	3.300,00	5	2.865	54.312,16
Jordan	3.620	-	-	2.589	-	-
Lebanon	-	1.972	-	-	7.485	-
Oman	75	4	-94,67	1.224	9	-99,24
Turkey	7.103	8.379	17,98	43.224	56.037	29,64
United Arab Emirates	3.077	2.377	-22,76	11.572	29.817	157,67
Qatar	-	327	-	-	23.339	-
Bahrain	-	107	-	-	679	-
Cyprus	634	1.177	85,67	507	5.371	959,82
Libyan Arab Jamahiriya	14	-	-	57	-	-
Morocco	995	156	-84,28	969	253	-73,85
Namibia	176	756	329,29	847	3.245	283,24
Tanzania, United Rep. of	34	77	125,82	1.043	717	-31,26
Kenya	965	8	-99,22	3.788	83	-97,81
Reunion	6.533	8.012	22,64	45.212	12.502	-72,35
Mozambique	-	625	-	-	3.320	-
Cote D'Ivoire	45	99	120,67	8.523	903	-89,40
Senegal	-	172	-	-	447	-

Lanjutan Tabel 3.6

Komoditas/Negara Tujuan	Berat Bersih (kg)		Perub %	Nilai FOB (US\$)		Perub %
	Jan-Jul 2023	Jan-Jul 2024		Jan-Jul 2023	Jan-Jul 2024	
	(1)	(2)	(3)	(4)	(5)	(6)
Seychelles	388	3.441	787,89	3.348	15.925	375,65
South Africa	2.912	7.917	171,90	15.183	24.150	59,07
Mauritius	2.041	1.698	-16,80	4.328	9.781	125,98
Mayotte	63	17	-73,02	560	89	-84,10
Australia	23.180	264.589	1.041,43	91.631	83.191	-9,21
New Zealand	2.450	2.155	-12,03	13.248	12.766	-3,64
Guam	17	97	470,59	339	1.021	200,75
Palau	-	4	-	-	24	-
New Caledonia	799	997	24,78	9.440	6.776	-28,23
Saint Vincent and the Grenadines	-	514	-	-	2.524	-
Vanuatu	2	754	37.597,15	32	754	2.256,39
Fiji	1.758	-	-	4.929	-	-
East Timor	27.028	6.889	-74,51	8.634	7.104	-17,72
United States	346.579	331.443	-4,37	1.805.357	1.443.528	-20,04
Canada	23.401	7.693	-67,13	103.257	40.609	-60,67
Mexico	13.623	4.004	-70,61	113.213	49.985	-55,85
Guatemala	375	219	-41,61	3.144	1.180	-62,45
Panama	222	74	-66,61	904	418	-53,78
Curacao	1.500	-	-	2.295	-	-
Chile	4.956	751	-84,84	23.302	6.273	-73,08
Argentina	1.853	2.203	18,90	3.485	31.330	799,09
Brazil	3.233	1.825	-43,55	13.334	30.859	131,43
Colombia	181	1.065	488,19	452	10.074	2.127,34
Uruguay	233	2.530	988,27	1.225	5.229	326,75
Paraguay	726	201	-72,35	7.308	949	-87,01
Ecuador	-	1.255	-	-	16.479	-
Peru	16	-	-	187	-	-
Bahamas	332	272	-18,14	3.736	3.023	-19,10
Jamaica	200	-	-	259	-	-
Puerto Rico	86	35	-59,06	1.229	38	-96,91
Dominican Republic	508	353	-30,51	2.343	1.215	-48,13
El Salvador	30	160	433,33	600	1.827	204,42
Costa Rica	2.789	862	-69,08	7.686	5.515	-28,24
French Polynesia	86	361	320,20	973	3.964	307,54
Martinique	2.016	973	-51,74	8.100	7.610	-6,04
Netherlands Antilles	269	48	-82,13	1.620	173	-89,34
Turks and Caicos Islands	51	36	-29,42	778	1.960	152,08
Guadeloupe	433	724	66,98	3.857	4.173	8,21
Virgin Islands (British)	-	123	-	-	2.305	-
U.S. Virgin Islands	58	-	-	2.670	-	-
United Kingdom	62.134	37.427	-39,76	248.698	161.998	-34,86
Netherlands	668.644	728.438	8,94	1.500.471	1.545.144	2,98
France	53.357	42.260	-20,80	379.635	574.525	51,34
Germany, Fed. Rep. of	58.870	85.601	45,41	209.266	235.415	12,50
Austria	2.385	176	-92,61	44.657	2.587	-94,21
Belgium	60.930	54.564	-10,45	290.302	268.344	-7,56
Switzerland	907	577	-36,30	13.704	6.659	-51,40
Denmark	11.700	23.153	97,90	72.463	109.696	51,38
Norway	2.194	2.105	-4,06	8.326	8.351	0,30
Sweden	8.809	10.308	17,02	21.081	19.517	-7,42
Finland	367	259	-29,45	604	1.651	173,39
Ireland	2.224	38.318	1.623,24	6.641	101.937	1.434,95
Italy	3.351	13.625	306,66	21.527	53.242	147,33
Spain	11.913	10.841	-9,00	74.153	49.489	-33,26
Portugal	5.451	5.151	-5,52	19.827	27.550	38,96
Iceland	550	-	-	1.321	-	-
Greece	2.870	11.532	301,75	34.250	51.800	51,24
Hungary	396	941	137,97	2.194	1.110	-49,42
Poland	16.910	17.075	0,97	36.763	28.292	-23,04
Romania	8	293	3.568,24	302	1.346	346,33
Bulgaria	4.354	1.148	-73,65	3.905	1.110	-71,58
Albania	695	164	-76,33	22.766	858	-96,23
Lithuania	661	-	-	2.035	-	-
Latvia	300	-	-	807	-	-
Estonia	49	4.302	8.713,77	179	9.448	5.166,44
Georgia	302	-	-	900	-	-
Croatia	6.585	6.984	6,06	30.642	26.863	-12,33
Malta	95	19	-80,00	101	75	-25,99
Slovakia	16.408	-	-	25.152	-	-
Slovenia	2.476	3.742	51,18	2.526	4.077	61,36
Czech Republic	701	2.504	257,18	2.249	9.198	308,90
Russia Federation	2.245	3.150	40,31	12.801	18.930	47,88
Serbia	-	6	-	-	25	-
Montenegro	-	185	-	-	547	-
<b>Barang Anyaman dari Tanaman Bukan</b>	<b>2.557.036</b>	<b>2.663.734</b>	<b>4,17</b>	<b>15.399.087</b>	<b>15.763.098</b>	<b>2,36</b>
<b>Rotan dan Bambu</b>						
Japan	31.767	37.767	18,89	479.985	800.391	66,75
Hong Kong	32	-	-	256	-	-
Korea, Republic of	3.678	1.113	-69,74	17.177	16.278	-5,23
Taiwan	410	132	-67,91	3.150	625	-80,16

Lanjutan Tabel 3.6

Komoditas/Negara Tujuan	Berat Bersih (kg)		Perub %	Nilai FOB (US\$)		Perub %
	Jan-Jul 2023	Jan-Jul 2024		Jan-Jul 2023	Jan-Jul 2024	
	(1)	(2)	(3)	(4)	(5)	(6)
China	3.231	1.239	-61,66	14.998	9.801	-34,65
Thailand	7.819	26.171	234,72	30.872	78.407	153,97
Singapore	21.219	3.645	-82,82	72.083	31.225	-56,68
Philippines	158	549	248,33	1.393	2.449	75,79
Malaysia	15.471	37.874	144,80	10.587	13.023	23,01
Viet Nam	49	5	-89,87	21	33	57,14
Maldives	3.906	14.877	280,89	45.971	74.770	62,65
India	12.685	4.935	-61,10	52.891	16.971	-67,91
Sri Lanka	-	348	-	-	6.559	-
Iraq	242	-	-	400	-	-
Iran (Islamic Republic of)	-	9.536	-	-	74.808	-
Saudi Arabia	3.596	7.701	114,16	17.395	15.175	-12,76
Israel	5.188	6.342	22,25	20.540	25.871	25,96
Kuwait	1.113	2.630	136,30	6.554	2.504	-61,79
Jordan	-	102	-	-	1.111	-
Lebanon	11.142	160	-98,56	13.718	1.100	-91,98
Oman	566	10	-98,27	5.296	812	-84,67
Turkey	91.006	29.684	-67,38	387.989	137.615	-64,53
United Arab Emirates	18.619	51.728	177,83	102.211	183.484	79,52
Qatar	10.124	1	-99,99	9.000	215	-97,61
Cyprus	1.790	76	-95,74	10.176	1.330	-86,93
Morocco	1.630	3	-99,80	2.676	56	-97,90
Tunisia	-	17	-	-	460	-
Namibia	151	2.128	1.311,14	1.077	3.361	212,00
Tanzania, United Rep. of	7.112	4.133	-41,89	1.847	21.568	1.067,88
Madagascar	371	-	-	894	-	-
Kenya	2.838	56	-98,03	11.619	1.288	-88,92
Reunion	6.933	4.248	-38,73	46.004	22.103	-51,95
Mozambique	54	-	-	448	-	-
Ghana	544	117	-78,49	3.325	935	-71,87
Gabon	-	798	-	-	14.694	-
Cote D'Ivoire	-	273	-	-	2.195	-
Senegal	-	130	-	-	1.026	-
Seychelles	2.018	13.999	593,72	13.033	16.434	26,10
South Africa	6.536	5.689	-12,95	48.969	25.769	-47,38
Zimbabwe	148	-	-	2.217	-	-
Mauritius	5.537	4.400	-20,52	29.156	23.696	-18,73
Mayotte	254	63	-75,20	1.292	186	-85,63
Australia	58.801	35.967	-38,83	230.448	125.906	-45,36
New Zealand	1.343	1.509	12,37	6.974	11.572	65,93
Guam	362	28	-92,27	631	453	-28,27
Palau	-	7	-	-	79	-
New Caledonia	1.668	854	-48,77	21.225	6.852	-67,72
Northern Mariana Islands	-	85	-	-	358	-
Saint Vincent and the Grenadines	-	1.149	-	-	3.641	-
Wallis and Futuna Islands	96	20	-79,17	705	798	13,28
Cook Islands	281	242	-13,88	1.430	2.888	101,90
Fiji	1.169	1.325	13,34	28.815	18.881	-34,48
Kiribati	-	1.206	-	-	2.160	-
Samoa	-	280	-	-	302	-
Solomon Islands	-	102	-	-	463	-
East Timor	-	50	-	-	61	-
United States	1.489.597	1.612.665	8,26	9.422.892	9.954.530	5,64
Canada	37.522	30.039	-19,94	176.475	103.637	-41,27
Mexico	13.019	12.661	-2,75	110.373	107.545	-2,56
Guatemala	943	-	-	1.449	-	-
Panama	-	366	-	-	3.325	-
Curacao	-	209	-	-	516	-
Chile	2.273	3.222	41,72	15.939	30.417	90,83
Argentina	6.281	5.392	-14,16	29.780	29.287	-1,65
Brazil	20.937	1.731	-91,73	123.940	18.720	-84,90
Colombia	774	4.529	485,11	1.333	40.724	2.956,15
Uruguay	2.701	4.419	63,64	12.007	37.312	210,76
Paraguay	27	2.026	7.404,22	594	13.527	2.177,26
Ecuador	435	-	-	2.193	-	-
Peru	83	297	257,83	1.725	5.018	190,87
Guyana	238	-	-	1.008	-	-
Bahamas	151	-	-	1.652	-	-
Jamaica	3.762	137	-96,36	12.890	1.170	-90,92
Puerto Rico	461	716	55,48	2.736	1.081	-60,50
Dominican Republic	2.292	2.638	15,12	12.986	19.503	50,18
El Salvador	365	562	53,97	2.596	6.952	167,76
Costa Rica	5.418	7.484	38,13	40.787	37.933	-7,00
Barbados	2	139	5.701,67	222	7.435	3.247,89
Antigua and Barbuda	139	762	448,12	1.256	2.964	136,00
Aruba	1.475	558	-62,16	2.460	3.468	40,98
French Polynesia	2.504	4.836	93,12	26.165	31.472	20,28
Martinique	714	826	15,69	4.638	8.257	78,03
Netherlands Antilles	1.917	2.157	12,53	7.513	7.895	5,07
Turks and Caicos Islands	322	20	-93,84	2.735	1.080	-60,52
Guadeloupe	1.342	1.915	42,75	11.302	11.773	4,17

Lanjutan Tabel 3.6

Komoditas/Negara Tujuan	Berat Bersih (kg)		Perub %	Nilai FOB (US\$)		Perub %
	Jan-Jul 2023	Jan-Jul 2024		Jan-Jul 2023	Jan-Jul 2024	
(1)	(2)	(3)	(4)	(5)	(6)	(7)
Virgin Islands (British)	-	459	-	-	1.582	-
United Kingdom	67.130	99.184	47,75	368.457	376.641	2,22
Netherlands	88.376	98.775	11,77	512.154	611.360	19,37
France	177.678	149.418	-15,91	940.938	671.249	-28,66
Germany, Fed. Rep. of	32.297	19.723	-38,93	196.056	111.668	-43,04
Austria	51	-	-	2.104	-	-
Belgium	23.718	18.156	-23,45	106.718	99.533	-6,73
Switzerland	226	128	-43,35	1.373	1.038	-24,43
Denmark	10.118	12.528	23,82	64.050	107.333	67,58
Norway	707	46	-93,43	1.621	162	-90,02
Sweden	2.414	675	-72,03	19.698	7.395	-62,46
Finland	5.537	-	-	47.438	-	-
Ireland	7.656	676	-91,17	56.623	6.806	-87,98
Italy	12.215	42.972	251,80	68.062	185.839	173,04
Spain	75.395	115.294	52,92	681.116	921.609	35,31
Portugal	5.893	4.617	-21,65	36.477	18.923	-48,12
Greece	33.417	31.153	-6,77	245.500	158.392	-35,48
Hungary	492	136	-72,36	1.446	616	-57,42
Poland	29.526	27.810	-5,81	119.566	93.223	-22,03
Romania	24.798	12.492	-49,62	71.607	41.636	-41,85
Bulgaria	4.133	1.032	-75,02	3.207	11.923	271,78
Albania	8.213	5.912	-28,02	25.425	22.114	-13,02
Uzbekistan	11	-	-	420	-	-
Lithuania	242	3.313	1.271,68	2.381	12.749	435,36
Latvia	62	-	-	278	-	-
Estonia	40	-	-	146	-	-
Georgia	-	269	-	-	2.560	-
Croatia	272	459	68,77	243	525	115,68
Malta	530	8	-98,49	637	63	-90,05
Slovenia	326	320	-1,61	2.062	2.164	4,94
Czech Republic	-	2.047	-	-	5.570	-
Russia Federation	7.853	321	-95,91	35.969	2.146	-94,03
Serbia	364	-	-	2.224	-	-
<b>Barang dari Kayu, Rotan, Gabus Lainnya</b>	<b>4.066.655</b>	<b>5.264.591</b>	<b>29,46</b>	<b>10.478.293</b>	<b>10.462.185</b>	<b>-0,15</b>
Japan	205.247	205.739	0,24	865.771	730.256	-15,65
Hong Kong	193	32	-83,62	3.065	145	-95,27
Korea, Republic of	29.196	26.175	-10,35	43.089	33.538	-22,17
Taiwan	28.180	30.088	6,77	23.063	25.844	12,06
China	17.197	18.005	4,70	31.197	36.953	18,45
Macau	-	36	-	-	3.720	-
Papua New Guinea	1.568	2.270	44,78	10.033	8.334	-16,93
Thailand	2.753	5.038	82,98	15.598	14.302	-8,31
Singapore	12.659	5.793	-54,24	71.722	43.304	-39,62
Philippines	75	3.387	4.427,71	4.031	10.063	149,64
Malaysia	31.261	136.383	336,27	99.459	108.285	8,87
Myanmar	-	4	-	-	24	-
Cambodia	1.149	-	-	2.454	-	-
Brunei Darussalam	20	994	4.811,10	237	2.971	1.152,91
Nepal	-	81	-	-	879	-
Viet Nam	1	923	108.429,41	5	643	12.753,72
Maldives	48.919	37.640	-23,06	59.333	38.548	-35,03
India	61.854	7.409	-88,02	85.840	21.164	-75,34
Sri Lanka	16.532	5.944	-64,05	35.380	9.246	-73,87
Iraq	79.155	25.228	-68,13	55.363	19.788	-64,26
Iran (Islamic Republic of)	-	4.812	-	-	28.141	-
Saudi Arabia	2.981	119	-96,00	11.200	2.766	-75,30
Israel	93	45	-51,71	1.634	82	-94,99
Kuwait	67	253	277,61	105	388	268,31
Jordan	12.544	23.621	88,32	9.371	19.216	105,05
Lebanon	-	60	-	-	720	-
Yemen	150	-	-	250	-	-
Turkey	2.941	11.577	293,61	23.986	44.580	85,86
United Arab Emirates	1.766.757	3.074.602	74,03	2.427.763	3.288.002	35,43
Qatar	154	-	-	2.376	-	-
Bahrain	-	19	-	-	214	-
Cyprus	1.191	465	-60,92	6.980	1.514	-78,31
Egypt	238	224	-5,88	1.546	184	-88,08
Morocco	1.194	325	-72,79	10.353	2.968	-71,34
Namibia	60	-	-	162	-	-
Tanzania, United Rep. of	872	793	-9,05	8.461	7.834	-7,42
Madagascar	163	-	-	226	-	-
Kenya	-	153	-	-	888	-
Reunion	11.050	6.080	-44,98	79.796	31.791	-60,16
Mozambique	-	179	-	-	1.851	-
Togo	-	675	-	-	1.035	-
Angola	10	-	-	642	-	-
Nigeria	360	1.827	407,36	788	2.597	229,71
Cote D'Ivoire	36	-	-	1.157	-	-
Senegal	4.125	10.488	154,25	3.200	138.821	4.238,16
Mauritania	218	-	-	15.000	-	-

Lanjutan Tabel 3.6

Komoditas/Negara Tujuan	Berat Bersih (kg)		Perub %	Nilai FOB (US\$)		Perub %
	Jan-Jul 2023	Jan-Jul 2024		Jan-Jul 2023	Jan-Jul 2024	
	(1)	(2)	(3)	(4)	(5)	(6)
Burkina Faso	-	1.450	-	-	750	-
Seychelles	895	21.808	2.336,64	9.878	39.927	304,19
South Africa	4.902	5.676	15,79	28.567	21.548	-24,57
Mauritius	8.257	2.071	-74,92	32.054	10.954	-65,83
Mayotte	397	902	127,19	1.106	3.648	229,83
Australia	158.792	167.977	5,78	350.542	317.718	-9,36
New Zealand	1.587	2.293	44,47	10.695	13.678	27,88
Guam	79	27	-65,82	1.126	217	-80,72
Palau	-	38	-	-	94	-
New Caledonia	13.464	6.248	-53,60	80.374	25.575	-68,18
Vanuatu	-	1	-	-	17	-
Wallis and Futuna Islands	236	137	-41,95	1.794	1.927	7,39
Cook Islands	-	535	-	-	8.905	-
Fiji	513	10.761	1.997,69	9.414	36.047	282,91
East Timor	56.156	83.637	48,94	68.301	100.734	47,49
United States	842.035	751.767	-10,72	2.792.519	2.734.203	-2,09
Canada	50.132	43.502	-13,22	218.707	160.040	-26,82
Mexico	8.406	1.231	-85,36	151.947	5.066	-96,67
Guatemala	350	-	-	1.287	-	-
Nicaragua	20	-	-	100	-	-
Panama	222	18	-91,88	2.616	107	-95,91
Curacao	1.150	236	-79,48	3.546	375	-89,41
Suriname	-	20	-	-	142	-
Chile	3.824	642	-83,22	38.706	4.394	-88,65
Argentina	3.707	120	-96,76	19.090	84	-99,56
Brazil	3.733	1.352	-63,78	13.190	23.555	78,58
Colombia	734	92	-87,46	13.269	1.341	-89,89
Uruguay	252	1.447	474,01	429	5.448	1.170,50
Paraguay	56	23	-58,85	518	33	-93,67
Ecuador	1.220	200	-83,61	2.027	340	-83,23
Peru	58	184	217,47	1.523	342	-77,55
Bahamas	240	-	-	725	-	-
Jamaica	3.275	925	-71,76	11.066	3.303	-70,15
Puerto Rico	1.113	23.625	2.022,60	8.670	45.293	422,40
Belize	-	655	-	-	12.356	-
Dominican Republic	1.645	4.273	159,74	7.103	17.347	144,22
El Salvador	599	316	-47,25	4.519	1.400	-69,03
Costa Rica	1.601	3.559	122,26	7.783	18.588	138,82
Barbados	-	5	-	-	58	-
Anguilla	22	-	-	988	-	-
Aruba	-	10	-	-	204	-
Bermuda	5	78	1.460,00	187	481	157,03
French Polynesia	7.402	3.002	-59,45	12.804	29.452	130,02
Martinique	5.252	567	-89,20	27.182	3.088	-88,64
Netherlands Antilles	481	256	-46,74	4.296	286	-93,33
Saint Lucia	-	6	-	-	433	-
Turks and Caicos Islands	20	-	-	284	-	-
Guadeloupe	6.917	564	-91,85	41.363	7.730	-81,31
Virgin Islands (British)	260	-	-	157	-	-
U.S. Virgin Islands	2	7	254,40	49	362	633,82
United Kingdom	121.559	119.013	-2,09	460.568	480.918	4,42
Netherlands	41.415	61.166	47,69	153.941	253.818	64,88
France	62.285	42.358	-31,99	377.462	266.727	-29,34
Germany, Fed. Rep. of	54.898	23.267	-57,62	266.969	140.465	-47,39
Austria	28	41	47,71	312	527	68,87
Belgium	81.435	47.868	-41,22	370.977	204.818	-44,79
Switzerland	274	140	-49,08	2.712	1.390	-48,74
Denmark	373	610	63,72	1.830	7.878	330,49
Norway	198	1.152	482,45	9.236	4.406	-52,29
Sweden	9.370	12.097	29,11	32.412	50.793	56,71
Finland	1.112	-	-	3.775	-	-
Ireland	6.331	8.174	29,12	35.714	57.049	59,74
Italy	32.606	36.277	11,26	88.655	107.750	21,54
Spain	88.068	83.051	-5,70	477.657	367.777	-23,00
Portugal	5.624	3.157	-43,86	13.131	16.220	23,53
Iceland	1	10	1.011,11	10	180	1.726,85
Greece	23.679	16.150	-31,80	160.628	98.292	-38,81
Hungary	1.169	81	-93,09	4.383	184	-95,79
Poland	2.038	4.669	129,11	5.511	16.813	205,07
Romania	392	4.532	1.056,08	2.327	9.482	307,46
Bulgaria	402	693	72,29	4.720	1.965	-58,37
Albania	126	5.767	4.476,83	1.826	21.860	1.097,09
Kazakhstan	191	33	-82,74	2.236	2	-99,92
Lithuania	976	-	-	2.953	-	-
Latvia	-	839	-	-	450	-
Estonia	-	3	-	-	62	-
Georgia	126	-	-	1.726	-	-
Croatia	180	2.002	1.012,20	540	4.745	778,84
Slovakia	138	217	57,71	1.399	1.246	-10,95
Slovenia	45	20	-55,56	208	516	148,06
Czech Republic	259	675	160,32	1.680	3.442	104,91

Lanjutan Tabel 3.6

Komoditas/Negara Tujuan	Berat Bersih (kg)		Perub %	Nilai FOB (US\$)		Perub %
	Jan-Jul 2023	Jan-Jul 2024		Jan-Jul 2023	Jan-Jul 2024	
	(1)	(2)	(3)	(4)	(5)	(6)
Russia Federation	172	463	169,41	1.542	2.866	85,85
Serbia	–	313	–	–	264	–
Montenegro	15	31	109,88	112	93	-16,96
<b>Wadah dari Kayu</b>	<b>5.232.581</b>	<b>3.541.257</b>	<b>-32,32</b>	<b>6.005.371</b>	<b>4.227.598</b>	<b>-29,60</b>
Japan	2.092.042	915.768	-56,23	3.049.325	1.603.394	-47,42
Hong Kong	1	–	–	195	–	–
Korea, Republic of	918.140	1.222.193	33,12	647.831	841.316	29,87
Taiwan	795.758	847.371	6,49	1.326.097	1.095.803	-17,37
China	295	31.148	10.458,64	6.374	39.894	525,94
Papua New Guinea	115	9.099	7.812,17	905	2.768	205,90
Thailand	27.551	220.810	701,45	16.638	117.117	603,90
Singapore	795.735	25.568	-96,79	314.498	15.845	-94,96
Malaysia	137.970	30.072	-78,20	143.842	31.520	-78,09
Viet Nam	236.907	–	–	41.560	–	–
India	6.300	–	–	5.568	–	–
Saudi Arabia	–	124.899	–	–	76.795	–
Israel	50	–	–	650	–	–
Tanzania, United Rep. of	–	25	–	–	153	–
Reunion	459	340	-25,93	1.089	1.090	0,12
Mauritius	217	–	–	6.502	–	–
Australia	13.024	2.791	-78,57	17.202	44.563	159,05
New Zealand	35	48	38,11	167	84	-49,78
Wallis and Futuna Islands	–	524	–	–	2.017	–
East Timor	8.575	–	–	12.074	–	–
United States	45.687	61.479	34,57	141.258	256.118	81,31
Canada	–	11	–	–	29	–
Mexico	87.107	3.903	-95,52	80.323	27.232	-66,10
Colombia	–	190	–	–	373	–
Guadeloupe	–	544	–	–	1.744	–
United Kingdom	23.223	35.248	51,78	33.709	48.651	44,33
Netherlands	12.800	31	-99,76	48.403	6	-99,99
France	2.330	660	-71,68	1.332	7.117	434,08
Germany, Fed. Rep. of	1.934	5	-99,74	5.700	141	-97,52
Denmark	5.553	642	-88,44	41.355	6.481	-84,33
Italy	20.229	7.528	-62,79	60.382	5.470	-90,94
Spain	545	232	-57,35	2.394	1.796	-25,00
Greece	–	126	–	–	77	–
Hungary	–	2	–	–	7	–
<b>Bangunan Prafabrikasi dari Kayu</b>	<b>882.743</b>	<b>776.692</b>	<b>-12,01</b>	<b>1.627.143</b>	<b>2.742.242</b>	<b>68,53</b>
Japan	11.851	2.233	-81,16	9.145	7.228	-20,96
Korea, Republic of	–	3.333	–	–	2.480	–
Taiwan	24.943	14.111	-43,43	28.049	16.132	-42,49
Thailand	–	5.979	–	–	22.667	–
Singapore	535	–	–	2.715	–	–
Philippines	–	23.140	–	–	100.078	–
Malaysia	122.714	51.655	-57,91	54.965	18.933	-65,55
Brunei Darussalam	1.554	–	–	1.680	–	–
Maldives	28.955	71.807	147,99	82.450	139.579	69,29
India	67.638	55.026	-18,65	55.458	88.763	60,05
Sri Lanka	–	15.093	–	–	57.182	–
Saudi Arabia	47.847	–	–	40.494	–	–
Oman	6.000	–	–	6.000	–	–
United Arab Emirates	300	–	–	4.420	–	–
Libyan Arab Jamahiriya	33.133	–	–	71.940	–	–
Tanzania, United Rep. of	–	15.000	–	–	12.200	–
Reunion	2.174	5.972	174,70	2.313	6.744	191,55
Equatorial Guinea	–	20.162	–	–	40.030	–
Cameroon	35.055	–	–	23.638	–	–
Seychelles	64.588	850	-98,68	113.356	2.915	-97,43
Comoros	–	113.071	–	–	613.973	–
Australia	3.567	4.302	20,60	5.265	8.341	58,41
New Zealand	–	669	–	–	4.845	–
Micronesia, Fed. States of	–	38.150	–	–	72.915	–
New Caledonia	70.408	21.370	-69,65	47.292	40.637	-14,07
Vanuatu	3.850	–	–	750	–	–
Fiji	1.143	–	–	1.021	–	–
United States	57.528	124.062	115,66	137.211	627.918	357,63
Bahamas	55.810	–	–	335.829	–	–
Dominican Republic	7.033	–	–	11.806	–	–
Costa Rica	97.596	73.730	-24,45	235.202	473.635	101,37
Cayman Islands	–	623	–	–	2.667	–
French Polynesia	22.205	20.902	-5,87	31.970	28.826	-9,84
Guadeloupe	13.801	13.928	0,92	46.802	49.819	6,44
United Kingdom	1.252	–	–	4.343	–	–
Netherlands	692	22.615	3.168,06	1.292	87.194	6.648,78
France	18.907	11.700	-38,12	71.909	43.570	-39,41
Germany, Fed. Rep. of	17.291	9.622	-44,35	16.929	44.050	160,20
Belgium	15.691	13.332	-15,04	32.570	17.518	-46,21
Sweden	11.503	15.758	36,99	72.185	90.108	24,83



Lanjutan Tabel 3.6

Komoditas/Negara Tujuan	Berat Bersih (kg)		Perub %	Nilai FOB (US\$)		Perub %
	Jan-Jul 2023	Jan-Jul 2024		Jan-Jul 2023	Jan-Jul 2024	
(1)	(2)	(3)	(4)	(5)	(6)	(7)
Finland	360	-	-	3.500	-	-
Italy	5.935	-	-	16.335	-	-
Spain	29.126	7.995	-72,55	49.373	20.835	-57,80
Greece	-	503	-	-	464	-
Lithuania	1.757	-	-	8.933	-	-
<b>Bubur Kertas (Pulp)</b>	<b>3.871.508.721</b>	<b>3.435.562.029</b>	<b>-11,26</b>	<b>2.157.794.548</b>	<b>1.912.629.982</b>	<b>-11,36</b>
Japan	15.809.181	12.207.006	-22,79	8.110.406	6.357.472	-21,61
Korea, Republic of	152.392.613	179.816.839	18,00	81.097.771	94.725.077	16,80
Taiwan	7.122.042	6.915.178	-2,90	3.806.411	4.029.382	5,86
China	2.886.242.107	2.690.744.565	-6,77	1.658.592.076	1.531.445.264	-7,67
Thailand	18.635.699	12.204.219	-34,51	10.019.944	6.983.093	-30,31
Singapore	54	36	-32,76	196	50	-74,27
Philippines	1.500.000	2.200.000	46,67	838.729	1.176.994	40,33
Malaysia	17.475.988	1.828.577	-89,54	10.330.562	1.196.894	-88,41
Myanmar	320.392	60.000	-81,27	187.555	33.300	-82,25
Viet Nam	116.632.779	46.573.368	-60,07	59.043.551	24.790.511	-58,01
India	348.634.100	203.568.576	-41,61	163.774.990	101.631.826	-37,94
Pakistan	2.813.154	3.820.880	35,82	1.430.608	2.457.069	71,75
Bangladesh	160.018.426	140.565.208	-12,16	80.758.800	68.389.888	-15,32
Sri Lanka	60.000	262.349	337,25	34.208	137.634	302,35
Iraq	1.020.000	3.160.000	209,80	697.898	1.623.236	132,59
Saudi Arabia	35.983.750	74.119.912	105,98	18.641.340	38.392.360	105,95
Israel	60	-	-	75	-	-
Kuwait	5.520.000	2.987.441	-45,88	3.269.064	1.508.355	-53,86
Turkey	47.592.214	12.987.086	-72,71	28.792.518	6.818.115	-76,32
United Arab Emirates	34.662.035	34.484.266	-0,51	16.615.448	16.690.495	0,45
Egypt	8.509.334	1.000.000	-88,25	4.942.161	582.699	-88,21
Nigeria	1.502.094	260.000	-82,69	884.195	142.678	-83,86
Djibouti	998.636	-	-	382.512	-	-
Australia	7.949.726	-	-	5.394.921	-	-
New Zealand	-	30	-	-	5	-
East Timor	40	-	-	217	-	-
United States	-	6.538	-	-	4.324	-
Canada	2	-	-	1	-	-
Mexico	-	40.000	-	-	22.103	-
Brazil	-	4	-	-	1	-
United Kingdom	96.147	172.156	79,06	65.682	88.413	34,61
Germany, Fed. Rep. of	4	4.280	106.900,00	38	15.586	40.916,38
Belgium	-	218.408	-	-	103.638	-
Norway	-	36.288	-	-	163.731	-
Finland	-	42.759	-	-	25.830	-
Italy	-	5.200.005	-	-	2.756.165	-
Poland	-	3.481	-	-	7.866	-
Romania	18.144	72.576	300,00	82.671	329.927	299,09
<b>Kertas Khusus</b>	<b>1.829.359.688</b>	<b>1.828.022.587</b>	<b>-0,07</b>	<b>1.562.727.092</b>	<b>1.401.585.625</b>	<b>-10,31</b>
Japan	167.822.870	182.703.301	8,87	157.144.159	162.658.599	3,51
Hong Kong	8.826.870	8.688.466	-1,57	7.857.057	7.787.248	-0,89
Korea, Republic of	50.197.210	58.584.767	16,71	38.543.261	41.919.124	8,76
Taiwan	45.800.168	48.476.303	5,84	38.107.369	37.341.378	-2,01
China	62.032.359	97.583.938	57,31	50.867.666	64.081.144	25,98
Papua New Guinea	412.344	795.782	92,99	476.778	847.768	77,81
Thailand	35.408.966	33.842.795	-4,42	31.581.250	28.549.892	-9,60
Singapore	16.503.140	16.266.384	-1,43	13.004.980	12.833.011	-1,32
Philippines	97.843.205	138.493.580	41,55	80.546.975	101.035.456	25,44
Malaysia	101.516.375	111.812.837	10,14	84.713.832	87.186.592	2,92
Myanmar	40.247.556	14.262.256	-64,56	31.836.481	10.255.820	-67,79
Cambodia	5.752.488	4.124.498	-28,30	5.170.275	3.262.003	-36,91
Brunei Darussalam	347.031	569.999	64,25	273.359	399.329	46,08
Nepal	2.337.045	3.039.882	30,07	2.038.016	2.036.673	-0,07
Viet Nam	156.080.114	136.389.027	-12,62	122.331.497	95.615.780	-21,84
Maldives	141.679	102.336	-27,77	116.032	67.001	-42,26
India	158.527.243	131.637.910	-16,96	131.319.105	97.093.792	-26,06
Pakistan	26.434.724	41.338.441	56,38	21.773.232	30.263.317	38,99
Bangladesh	8.415.784	6.753.096	-19,76	6.452.835	5.696.324	-11,72
Sri Lanka	19.877.857	19.504.734	-1,88	18.224.840	14.825.255	-18,65
Iraq	11.687.205	11.057.751	-5,39	11.413.936	9.871.452	-13,51
Saudi Arabia	42.680.738	48.250.203	13,05	39.521.721	37.168.086	-5,96
Israel	3.162.507	1.633.370	-48,35	2.598.036	1.271.884	-51,04
Kuwait	5.063.888	4.752.940	-6,14	4.272.864	3.778.765	-11,56
Jordan	11.521.619	5.846.015	-49,26	9.969.361	3.687.829	-63,01
Lebanon	5.952.977	10.343.527	73,75	5.526.781	8.501.084	53,82
Yemen	4.411.152	1.500.808	-65,98	4.263.971	1.352.997	-68,27
Oman	5.400.246	4.168.133	-22,82	4.684.750	3.327.566	-28,97
Turkey	25.402.084	32.206.035	26,79	20.378.554	22.501.906	10,42
United Arab Emirates	96.320.937	98.181.254	1,93	77.382.965	70.203.683	-9,28
Qatar	4.636.842	3.390.383	-26,88	3.976.265	2.833.753	-28,73
Bahrain	2.479.512	2.762.094	11,40	2.249.941	2.143.464	-4,73
Cyprus	2.462.499	1.871.200	-24,01	2.297.346	1.497.232	-34,83
Egypt	16.622.128	9.385.389	-43,54	15.395.611	6.359.304	-58,69



Lanjutan Tabel 3.6

Komoditas/Negara Tujuan	Berat Bersih (kg)		Perub %	Nilai FOB (US\$)		Perub %
	Jan-Jul 2023	Jan-Jul 2024		Jan-Jul 2023	Jan-Jul 2024	
	(1)	(2)	(3)	(4)	(5)	(6)
Libyan Arab Jamahiriya	4.612.317	1.241.289	-73,09	4.442.499	1.094.988	-75,35
Morocco	647.640	445.995	-31,14	567.825	336.663	-40,71
Tunisia	83.888	80.814	-3,66	84.524	110.331	30,53
Algeria	48.795	53.561	9,77	46.058	44.991	-2,32
Sudan	78.610	-	-	52.845	-	-
Eritrea	-	72.237	-	-	78.806	-
Namibia	288.588	96.432	-66,58	267.980	81.967	-69,41
Ethiopia	3.500.418	1.850.961	-47,12	3.373.803	1.390.518	-58,78
Tanzania, United Rep. of	11.855.865	7.871.967	-33,60	10.554.872	6.452.046	-38,87
Madagascar	3.908.075	2.542.365	-34,95	3.371.374	1.865.674	-44,66
Somalia	678.353	474.571	-30,04	649.502	408.113	-37,17
Kenya	27.301.521	24.634.206	-9,77	23.411.675	18.259.710	-22,01
Reunion	1.847.992	2.046.233	10,73	1.629.351	1.647.793	1,13
Mozambique	4.278.141	2.940.513	-31,27	3.897.380	2.437.968	-37,45
Equatorial Guinea	132.628	19.286	-85,46	132.776	16.388	-87,66
Togo	4.985.178	5.945.601	19,27	4.322.005	4.872.859	12,75
Ghana	11.734.924	10.269.127	-12,49	10.462.190	7.972.917	-23,79
Liberia	938.929	234.483	-75,03	870.237	190.285	-78,13
Guinea	1.583.566	836.413	-47,18	1.356.940	624.096	-54,01
Angola	4.319.205	4.223.637	-2,21	3.819.398	3.340.436	-12,54
Congo	4.593.880	1.813.343	-60,53	4.268.785	1.454.171	-65,93
Cameroon	3.389.214	5.230.330	54,32	2.856.927	3.992.186	39,74
Nigeria	77.277.416	20.102.439	-73,99	63.675.752	14.786.462	-76,78
Sierra Leone	1.530.414	533.590	-65,13	1.344.191	422.833	-68,54
Gabon	515.928	286.208	-44,53	424.920	209.794	-50,63
Cote D'Ivoire	16.269.629	7.922.340	-51,31	13.633.438	5.854.011	-57,06
Senegal	2.885.031	2.595.387	-10,04	2.697.199	2.177.939	-19,25
Mauritania	539.626	349.998	-35,14	494.897	288.576	-41,69
Mali	138.711	-	-	100.696	-	-
Benin	5.940.036	2.917.126	-50,89	5.369.047	2.369.892	-55,86
Gambia	555.976	115.501	-79,23	530.913	98.937	-81,36
Seychelles	53.343	-	-	48.716	-	-
Uganda	145.042	23.878	-83,54	113.858	20.057	-82,38
Djibouti	13.378.183	9.264.179	-30,75	12.032.346	6.952.301	-42,22
Sao Tome and Principe	19.286	-	-	18.901	-	-
South Africa	19.002.100	14.771.632	-22,26	18.727.808	13.533.515	-27,74
Zimbabwe	39.805	17.919	-54,98	64.442	15.590	-75,81
Malawi	109.297	74.824	-31,54	101.853	64.879	-36,30
Comoros	19.286	19.161	-0,65	18.322	15.815	-13,69
Mauritius	2.682.651	3.582.800	33,55	2.477.726	3.009.803	21,47
Mayotte	306.523	230.608	-24,77	228.185	183.015	-19,80
Democratic Rep. of the Congo	1.648.520	1.419.342	-13,90	1.284.030	1.369.178	6,63
Australia	33.409.438	50.676.090	51,68	31.661.055	40.700.582	28,55
New Zealand	4.342.042	6.316.863	45,48	3.914.548	5.340.248	36,42
Micronesia, Fed. States of	17.192	18.983	10,42	18.088	12.507	-30,85
Guam	83.368	66.210	-20,58	74.460	52.834	-29,04
Palau	-	18.983	-	-	12.413	-
New Caledonia	378.528	394.925	4,33	314.222	313.570	-0,21
Vanuatu	75.841	128.606	69,57	58.229	98.649	69,41
Fiji	603.170	395.928	-34,36	382.378	260.187	-31,96
Marshall Islands	-	57.952	-	-	57.645	-
Samoa	112.264	132.970	18,44	83.115	93.757	12,80
Solomon Islands	37.920	55.259	45,73	28.622	38.623	34,94
Tonga	55.883	37.920	-32,14	42.185	26.731	-36,63
East Timor	644.204	697.596	8,29	745.284	786.386	5,51
United States	17.463.121	33.277.347	90,56	14.462.281	25.947.628	79,42
Canada	6.501.633	17.878.422	174,98	5.531.660	14.332.632	159,10
Mexico	58.748.326	34.108.319	-41,94	46.397.905	25.084.530	-45,94
Guatemala	11.989.791	7.450.343	-37,86	9.876.168	5.720.381	-42,08
Honduras	5.184.928	1.502.538	-71,02	4.502.106	1.207.095	-73,19
Nicaragua	2.076.228	1.589.140	-23,46	1.721.204	1.151.985	-33,07
Panama	2.919.226	1.157.016	-60,37	2.412.203	873.670	-63,78
Suriname	81.353	88.843	9,21	99.042	91.040	-8,08
Chile	5.304.205	12.836.641	142,01	4.176.853	8.686.052	107,96
Venezuela	405.660	48.855	-87,96	379.310	59.905	-84,21
Argentina	373.611	455.257	21,85	293.355	436.866	48,92
Brazil	326.450	1.327.410	306,62	277.036	838.613	202,71
Colombia	2.081.727	498.076	-76,07	1.934.987	475.397	-75,43
Uruguay	-	25.411	-	-	14.760	-
Paraguay	38.620	124.192	221,58	53.767	91.849	70,83
Ecuador	11.584.384	2.702.172	-76,67	8.670.603	1.874.961	-78,38
Peru	15.523.246	7.390.355	-52,39	11.643.734	4.896.927	-57,94
Guyana	218.203	172.812	-20,80	208.563	156.060	-25,17
Trinidad and Tobago	2.094.483	370.397	-82,32	1.993.479	336.763	-83,11
Bahamas	24.398	-	-	19.845	-	-
Jamaica	808.378	644.883	-20,23	667.601	522.598	-21,72
Puerto Rico	210.535	58.884	-72,03	176.094	43.673	-75,20
Belize	23.676	16.621	-29,80	22.349	15.349	-31,32
Dominican Republic	4.400.183	1.279.443	-70,92	3.403.796	788.240	-76,84
El Salvador	3.786.515	2.064.667	-45,47	3.385.980	1.734.636	-48,77
Costa Rica	4.112.598	2.743.319	-33,29	3.593.545	2.134.625	-40,60

Lanjutan Tabel 3.6

Komoditas/Negara Tujuan	Berat Bersih (kg)		Perub %	Nilai FOB (US\$)		Perub %
	Jan-Jul 2023	Jan-Jul 2024		Jan-Jul 2023	Jan-Jul 2024	
(1)	(2)	(3)	(4)	(5)	(6)	(7)
Haiti	1.461.374	191.580	-86,89	1.518.478	170.386	-88,78
Barbados	84.064	-	-	114.591	-	-
Aruba	22.455	-	-	18.804	-	-
French Guiana	287.027	247.710	-13,70	248.442	201.203	-19,01
French Polynesia	496.989	380.564	-23,43	485.202	294.749	-39,25
Martinique	345.793	327.319	-5,34	347.884	286.812	-17,56
Netherlands Antilles	19.300	20.321	5,29	23.159	16.539	-28,59
Saint Lucia	-	25.190	-	-	16.531	-
Guadeloupe	306.625	364.774	18,96	298.386	326.158	9,31
United Kingdom	37.480.758	43.450.604	15,93	39.614.097	37.534.807	-5,25
Netherlands	510.396	-	-	490.710	-	-
France	234.916	450.009	91,56	246.480	358.475	45,44
Germany, Fed. Rep. of	8.245.139	7.175.212	-12,98	8.066.959	6.266.359	-22,32
Austria	-	1.502	-	-	3.554	-
Belgium	24.459.339	49.462.874	102,22	21.010.199	38.278.324	82,19
Switzerland	-	138.312	-	-	97.930	-
Denmark	-	19.163	-	-	27.937	-
Sweden	-	10	-	-	13	-
Finland	-	7.683	-	-	38	-
Ireland	2.071.509	1.651.070	-20,30	2.470.561	1.644.890	-33,42
Italy	27.283.690	39.919.065	46,31	22.833.554	28.751.315	25,92
Spain	10.687.924	16.086.465	50,51	11.944.062	14.811.559	24,01
Portugal	1.219.007	1.527.609	25,32	1.393.022	1.533.652	10,10
Greece	17.934.279	15.722.910	-12,33	16.104.482	12.464.736	-22,60
Hungary	1.380.289	2.033.136	47,30	1.342.414	1.307.967	-2,57
Poland	4.000.099	8.594.885	114,87	4.041.316	6.679.037	65,27
Romania	4.415.443	6.686.109	51,43	3.609.386	5.457.075	51,19
Bulgaria	1.419.572	1.185.347	-16,50	1.344.300	929.557	-30,85
Albania	763.540	994.247	30,22	610.725	655.352	7,31
Armenia	-	1	-	-	1	-
Kazakhstan	83.768	-	-	86.583	-	-
Ukraine	384.136	-	-	255.019	-	-
Uzbekistan	98.280	-	-	125.307	-	-
Lithuania	1.459.999	4.018.523	175,24	1.500.264	2.911.630	94,07
Latvia	57.080	161.972	183,76	124.915	141.480	13,26
Estonia	11.886	-	-	10.136	-	-
Georgia	824.330	621.233	-24,64	815.711	546.913	-32,95
Croatia	1.761.116	2.692.991	52,91	1.663.541	2.345.877	41,02
Bosnia and Herzegovina	-	2	-	-	2	-
Malta	439.357	481.999	9,71	464.686	480.589	3,42
Slovenia	6.852.356	7.036.221	2,68	6.125.234	5.362.099	-12,46
Czech Republic	22.633	48.726	115,29	15.537	23.817	53,29
Rep. of Macedonia	-	4	-	-	4	-
Russia Federation	-	17.865	-	-	47.868	-
Serbia	-	1	-	-	2	-
<b>Kertas Tissue</b>	<b>519.337.368</b>	<b>498.764.399</b>	<b>-3,96</b>	<b>668.522.930</b>	<b>578.797.562</b>	<b>-13,42</b>
Japan	39.272.815	35.806.005	-8,83	57.185.368	52.651.439	-7,93
Hong Kong	490.813	302.288	-38,41	1.219.394	671.313	-44,95
Korea, Republic of	64.596.994	49.830.593	-22,86	73.745.760	48.759.474	-33,88
Taiwan	29.901.810	26.595.221	-11,06	35.038.171	26.960.637	-23,05
China	10.784.219	14.135.748	31,08	11.264.492	13.045.182	15,81
Papua New Guinea	222.201	291.342	31,12	665.391	834.224	25,37
Thailand	15.808.555	18.670.282	18,10	20.635.100	20.722.021	0,42
Singapore	3.676.566	3.759.263	2,25	10.566.711	9.536.531	-9,75
Philippines	29.010.642	26.338.283	-9,21	40.466.670	34.761.380	-14,10
Malaysia	27.355.117	16.865.617	-38,35	37.181.585	22.012.901	-40,80
Myanmar	1.826.718	95.189	-94,79	5.194.192	305.974	-94,11
Cambodia	5.544.921	4.772.284	-13,93	6.324.844	5.156.523	-18,47
Brunei Darussalam	277.147	230.238	-16,93	880.405	709.003	-19,47
Lao People'S Dem. Rep.	11	-	-	400	-	-
Nepal	-	4.921	-	-	10.086	-
Viet Nam	21.846.449	25.522.179	16,83	25.924.694	28.438.637	9,70
Maldives	57.810	17.263	-70,14	113.573	39.115	-65,56
India	8.413.949	8.574.724	1,91	13.709.781	8.351.352	-39,08
Pakistan	436	181.378	41.500,41	3.194	207.405	6.394,29
Bangladesh	213.464	191.779	-10,16	317.290	266.554	-15,99
Sri Lanka	242.403	119.064	-50,88	291.684	130.209	-55,36
Afghanistan	-	12.320	-	-	95.160	-
Iraq	276.734	130.970	-52,67	357.298	123.487	-65,44
Saudi Arabia	5.905.598	3.350.938	-43,26	7.588.758	3.739.671	-50,72
Israel	167.729	276.109	64,62	188.456	295.237	56,66
Kuwait	2.969.652	41.011	-98,62	3.380.965	76.263	-97,74
Jordan	552.230	3.150	-99,43	659.966	7.434	-98,87
Yemen	1.539.074	295.655	-80,79	1.897.115	278.759	-85,31
Oman	557.945	1.091.134	95,56	720.040	1.173.364	62,96
Turkey	684.330	189.139	-72,36	1.073.364	290.559	-72,93
United Arab Emirates	12.519.911	9.383.788	-25,05	14.303.128	9.173.801	-35,86
Qatar	3.522.439	1.773.786	-49,64	4.262.969	1.788.051	-58,06
Bahrain	1.209.678	326.845	-72,98	1.615.905	338.892	-79,03
Cyprus	2.914.941	1.393.520	-52,19	3.089.578	1.361.436	-55,93

Lanjutan Tabel 3.6

Komoditas/Negara Tujuan	Berat Bersih (kg)		Perub %	Nilai FOB (US\$)		Perub %
	Jan-Jul 2023	Jan-Jul 2024		Jan-Jul 2023	Jan-Jul 2024	
	(1)	(2)	(3)	(4)	(5)	(6)
Egypt	473.415	30.000	-93,66	487.617	249.827	-48,77
Libyan Arab Jamahiriya	-	5.661	-	-	18.241	-
Morocco	123	6.500	5.187,35	3.227	14.896	361,60
Tanzania, United Rep. of	1.009.485	1.700.225	68,42	1.284.472	1.916.693	49,22
Madagascar	157.755	198.593	25,89	189.366	228.406	20,62
Somalia	-	15.265	-	-	19.474	-
Kenya	1.255.454	972.376	-22,55	1.792.987	1.098.045	-38,76
Reunion	867.197	116.501	-86,57	1.146.825	131.433	-88,54
Mozambique	186.450	-	-	163.945	-	-
Togo	238.072	107.689	-54,77	332.084	130.867	-60,59
Ghana	1.491.664	1.262.341	-15,37	1.889.805	1.368.326	-27,59
Liberia	4.461	11.852	165,67	8.367	13.486	61,18
Angola	490.610	19.402	-96,05	697.540	22.094	-96,83
Congo	142.535	-	-	180.786	-	-
Cameroon	1.088.801	667.175	-38,72	1.437.842	777.913	-45,90
Nigeria	63.956	12	-99,98	69.983	864	-98,77
Sierra Leone	3.341	2.581	-22,76	5.827	4.671	-19,85
Cote D'Ivoire	1.060.465	2.476.863	133,56	1.332.244	2.551.307	91,50
Senegal	96.716	57.213	-40,84	121.144	62.246	-48,62
Gambia	-	1.442	-	-	3.869	-
Seychelles	11.484	13.603	18,46	83.622	73.485	-12,12
Djibouti	518.053	144.724	-72,06	642.141	165.134	-74,28
South Africa	16.119.201	12.199.382	-24,32	18.667.868	11.229.689	-39,84
Malawi	-	480	-	-	275	-
Comoros	-	40	-	-	1.389	-
Mauritius	1.195.000	528.737	-55,75	1.498.636	602.805	-59,78
Mayotte	-	784	-	-	2.138	-
Democratic Rep. of the Congo	632	-	-	1.034	-	-
Australia	20.265.218	29.969.219	47,89	34.463.602	47.107.605	36,69
New Zealand	20.070.003	20.241.319	0,85	22.649.884	19.323.031	-14,69
Micronesia, Fed. States of	591	7.312	1.137,16	634	14.501	2.188,72
Guam	25.855	20.347	-21,31	49.852	29.386	-41,05
Palau	3.149	8.038	155,22	6.827	22.987	236,73
New Caledonia	507.148	429.874	-15,24	647.228	511.249	-21,01
Vanuatu	25.940	12.264	-52,72	110.488	37.667	-65,91
American Samoa	1.727	-	-	3.866	-	-
Cook Islands	-	100	-	-	378	-
Fiji	1.074.081	176.811	-83,54	1.477.721	220.277	-85,09
Kiribati	251	2.749	993,42	571	7.604	1.231,30
Samoa	48.025	51.620	7,49	63.592	63.000	-0,93
Solomon Islands	23.045	8.231	-64,28	70.533	25.756	-63,48
Tonga	5.636	1.067	-81,07	31.818	10.027	-68,49
East Timor	1.471.998	1.356.825	-7,82	3.430.376	3.635.397	5,98
United States	77.214.091	94.801.507	22,78	99.878.219	114.395.059	14,53
Canada	3.563.695	176.812	-95,04	3.957.413	243.027	-93,86
Mexico	8.065.103	5.834.008	-27,66	10.510.552	5.900.400	-43,86
Guatemala	4.368.356	4.369.081	0,02	4.966.108	4.165.032	-16,13
Honduras	50.449	-	-	58.016	-	-
Panama	330.089	191.068	-42,12	403.975	187.351	-53,62
Suriname	162.380	53.824	-66,85	209.357	68.855	-67,11
Chile	4.203.978	2.597.098	-38,22	5.008.361	2.797.838	-44,14
Brazil	356	-	-	14.570	-	-
Colombia	1.279.429	154.436	-87,93	1.579.808	169.272	-89,29
Ecuador	4.646.375	3.995.949	-14,00	5.676.412	4.072.897	-28,25
Peru	3.836.970	1.024.658	-73,30	4.127.326	1.076.298	-73,92
Trinidad and Tobago	6.322.277	5.221.348	-17,41	6.829.931	5.163.893	-24,39
Jamaica	108.524	-	-	139.996	-	-
Puerto Rico	200.582	202.789	1,10	328.198	326.636	-0,48
Dominican Republic	9.920.929	7.394.300	-25,47	11.816.482	7.539.009	-36,20
El Salvador	161.776	533.989	230,08	179.652	529.491	194,73
Cape Verde	42.787	-	-	54.131	-	-
French Polynesia	757.163	1.083.998	43,17	967.760	1.254.247	29,60
Guadeloupe	141.438	117.870	-16,66	153.856	104.469	-32,10
United Kingdom	13.117.849	4.128.027	-68,53	14.995.768	4.318.458	-71,20
Netherlands	10.681	14.464	35,41	21.206	88.456	317,13
France	464.482	72.797	-84,33	654.899	179.999	-72,52
Germany, Fed. Rep. of	602.696	612.361	1,60	743.775	840.941	13,06
Belgium	695.830	373.841	-46,27	808.949	408.324	-49,52
Switzerland	50	2.100	4.142,42	8.316	12.323	48,17
Denmark	-	1.378	-	-	8.688	-
Ireland	1.820.874	1.378.355	-24,30	2.073.201	1.366.909	-34,07
Italy	1.930.270	930.411	-51,80	2.144.064	947.288	-55,82
Spain	1.584.368	1.569.629	-0,93	1.895.241	1.573.906	-16,95
Portugal	737.819	747.847	1,36	1.002.557	795.887	-20,61
Iceland	168.462	39.407	-76,61	203.389	31.311	-84,61
Greece	4.931.607	10.244.687	107,74	5.085.078	10.014.576	96,94
Poland	2.523.816	8.805.062	248,88	3.214.846	9.354.405	190,98
Romania	66.141	417.077	530,58	103.856	458.358	341,34
Bulgaria	-	673	-	-	978	-
Albania	67.227	-	-	82.692	-	-
Azerbaijan	85.309	-	-	106.636	-	-

Lanjutan Tabel 3.6

Komoditas/Negara Tujuan	Berat Bersih (kg)		Perub %	Nilai FOB (US\$)		Perub %
	Jan-Jul 2023	Jan-Jul 2024		Jan-Jul 2023	Jan-Jul 2024	
(1)	(2)	(3)	(4)	(5)	(6)	(7)
Lithuania	124.417	277.575	123,10	160.693	291.523	81,42
Latvia	6	95.088	1.587.345,74	31	95.415	308.287,82
Georgia	14.101	51.894	268,02	19.712	63.817	223,75
Croatia	1.910.149	17.128.952	796,73	1.710.829	15.156.046	785,89
Malta	-	192.165	-	-	184.349	-
Slovenia	458.395	491.851	7,30	549.514	445.461	-18,94
Russia Federation	285.235	38.743	-86,42	1.166.957	157.786	-86,48
Serbia	-	37	-	-	72	-
<b>Kertas dan Papan Kertas Bergelombang</b>	<b>760.412.442</b>	<b>527.357.293</b>	<b>-30,65</b>	<b>305.645.678</b>	<b>214.630.171</b>	<b>-29,78</b>
Japan	478.020	110.841	-76,81	482.554	94.869	-80,34
Hong Kong	-	1	-	-	1	-
Korea, Republic of	8.177.361	1.772.622	-78,32	7.699.500	2.145.820	-72,13
Taiwan	15.049.214	8.374.557	-44,35	7.657.752	5.504.270	-28,12
China	579.044.558	403.926.798	-30,24	205.801.982	139.432.951	-32,25
Papua New Guinea	-	125.520	-	-	3.392	-
Thailand	44.590.208	31.957.472	-28,33	20.530.326	14.637.176	-28,70
Singapore	5.369.201	3.407.163	-36,54	2.436.081	1.559.307	-35,99
Philippines	32.460.254	10.919.418	-66,36	12.753.500	4.972.897	-61,01
Malaysia	24.978.036	15.052.627	-39,74	11.923.417	9.582.939	-19,63
Myanmar	121.474	539.283	343,95	43.794	201.283	359,61
Cambodia	1.880.783	743.541	-60,47	937.681	331.426	-64,65
Brunei Darussalam	-	24.374	-	-	37.771	-
Viet Nam	16.987.504	15.106.468	-11,07	11.492.133	9.421.094	-18,02
India	2.663.464	4.033.606	51,44	2.895.574	3.505.497	21,06
Pakistan	635.802	47.767	-92,49	278.929	51.375	-81,58
Bangladesh	477.694	153.248	-67,92	624.023	57.270	-90,82
Sri Lanka	63.092	103.726	64,40	47.219	101.328	114,59
Saudi Arabia	8.402.726	9.653.342	14,88	6.623.862	5.816.125	-12,19
Israel	-	114.601	-	-	120.240	-
Kuwait	115.575	1.056.635	814,24	129.112	613.942	375,51
Jordan	286.212	55.385	-80,65	317.217	60.849	-80,82
Lebanon	23.654	138.868	487,07	23.577	120.246	410,01
Yemen	-	23.705	-	-	29.186	-
Oman	41.187	207.266	403,23	46.504	181.867	291,08
Turkey	332.291	422.951	27,28	459.337	647.745	41,02
United Arab Emirates	4.302.119	8.178.049	90,09	3.385.300	5.518.387	63,01
Qatar	23.276	23.198	-0,34	25.008	23.386	-6,49
Bahrain	49.685	822	-98,35	58.781	464	-99,21
Cyprus	4.212	-	-	5.580	-	-
Egypt	-	635.650	-	-	643.098	-
Ethiopia	1.165.248	-	-	780.666	-	-
Tanzania, United Rep. of	296.243	372.841	25,86	159.690	200.507	25,56
Madagascar	822.025	72.954	-91,13	297.393	25.315	-91,49
Kenya	685.437	677.686	-1,13	612.530	729.741	19,14
Mozambique	48.983	98.687	101,47	33.309	57.238	71,84
Ghana	972.578	23.645	-97,57	614.374	25.158	-95,91
Nigeria	95.699	-	-	104.543	-	-
Cote D'Ivoire	47.380	49.892	5,30	60.158	57.862	-3,82
Senegal	-	51.161	-	-	54.190	-
Mauritania	344.773	-	-	158.316	-	-
Seychelles	16	-	-	257	-	-
Djibouti	75.656	-	-	38.560	-	-
South Africa	433.588	1.498.559	245,62	254.634	1.180.513	363,61
Mauritius	752.319	178.961	-76,21	296.059	124.075	-58,09
Australia	1.174.256	1.759.563	49,84	899.134	2.538.527	182,33
New Zealand	932.763	1.828.904	96,07	740.041	1.126.657	52,24
New Caledonia	-	16.185	-	-	18.451	-
Fiji	11.988	111.305	828,47	9.291	73.368	689,70
East Timor	-	13.364	-	-	10.509	-
United States	5	529.030	11.208.160,17	286	206.755	72.260,35
Canada	211.491	140.780	-33,43	261.295	129.632	-50,39
Mexico	526.512	850.846	61,60	289.031	728.238	151,96
Guatemala	605.377	-	-	243.281	-	-
Honduras	1.951.831	24.056	-98,77	782.150	23.503	-97,00
Panama	-	10.939	-	-	3.938	-
Chile	704.348	574.511	-18,43	477.836	250.508	-47,57
Venezuela	48.082	45.241	-5,91	61.069	49.151	-19,52
Argentina	22.446	-	-	29.007	-	-
Colombia	97.948	23.562	-75,94	81.872	9.425	-88,49
Uruguay	25.891	-	-	17.827	-	-
Paraguay	24.206	-	-	31.927	-	-
Ecuador	125.733	-	-	53.222	-	-
Peru	-	108.991	-	-	118.627	-
Puerto Rico	196.361	-	-	118.777	-	-
Dominican Republic	307.911	73.221	-76,22	166.082	60.215	-63,74
El Salvador	210.479	-	-	107.633	-	-
Haiti	-	8.000	-	-	12.954	-
French Polynesia	-	37.932	-	-	46.107	-
Germany, Fed. Rep. of	108	-	-	427	-	-
Belgium	25.566	-	-	31.234	-	-

Lanjutan Tabel 3.6

Komoditas/Negara Tujuan	Berat Bersih (kg)		Perub %	Nilai FOB (US\$)		Perub %
	Jan-Jul 2023	Jan-Jul 2024		Jan-Jul 2023	Jan-Jul 2024	
(1)	(2)	(3)	(4)	(5)	(6)	(7)
Sweden	-	10	-	-	12	-
Italy	141.165	223.346	58,22	177.746	206.204	16,01
Spain	249.511	423.336	69,67	325.778	463.061	42,14
Portugal	62.156	229.896	269,87	86.456	283.879	228,35
Greece	334.988	258.091	-22,96	397.298	268.097	-32,52
Poland	-	20.232	-	-	19.282	-
Romania	45.822	-	-	56.076	-	-
Bulgaria	77.951	62.014	-20,44	111.670	68.160	-38,96
Azerbaijan	-	1	-	-	1	-
Croatia	-	50.047	-	-	44.110	-
<b>Barang dari Kertas dan Papan Kertas Lainnya</b>	<b>129.658.784</b>	<b>116.860.381</b>	<b>-9,87</b>	<b>253.646.943</b>	<b>228.687.762</b>	<b>-9,84</b>
Japan	4.788.322	4.670.248	-2,47	7.990.966	7.602.496	-4,86
Hong Kong	221.885	163.854	-26,15	751.360	523.381	-30,34
Korea, Republic of	2.199.989	2.434.140	10,64	4.673.886	5.343.057	14,32
Taiwan	6.979.919	6.285.719	-9,95	7.232.973	6.297.798	-12,93
China	164.210	183.786	11,92	520.176	877.649	68,72
Papua New Guinea	65.575	122.699	87,11	181.420	250.478	38,07
Thailand	6.289.798	7.280.265	15,75	12.892.189	11.346.206	-11,99
Singapore	1.188.464	1.161.493	-2,27	3.131.170	3.349.684	6,98
Philippines	5.699.691	6.642.584	16,54	9.597.420	11.135.376	16,02
Malaysia	4.511.617	3.834.779	-15,00	8.852.418	6.624.104	-25,17
Myanmar	643.039	95.514	-85,15	987.591	160.924	-83,71
Cambodia	889.665	634.375	-28,70	1.441.060	962.514	-33,21
Brunei Darussalam	27.302	48.514	77,69	53.024	87.867	65,71
Lao People'S Dem. Rep.	1	-	-	250	-	-
Nepal	15.777	17.517	11,03	25.173	24.877	-1,18
Viet Nam	2.587.151	2.119.611	-18,07	7.049.584	5.844.195	-17,10
Maldives	52.260	629	-98,80	107.787	4.190	-96,11
India	4.125.823	2.797.120	-32,20	11.887.677	7.343.192	-38,23
Pakistan	841.050	908.017	7,96	1.347.372	1.411.536	4,76
Bangladesh	1.289.382	677.783	-47,43	2.141.261	1.463.119	-31,67
Sri Lanka	511.736	716.702	40,05	837.120	1.156.398	38,14
Iraq	4.623.821	2.648.575	-42,72	6.466.831	3.752.080	-41,98
Saudi Arabia	8.833.362	5.895.120	-33,26	14.492.919	9.398.330	-35,15
Israel	134.030	7.293	-94,56	562.184	241.569	-57,03
Kuwait	871.158	573.716	-34,14	1.583.177	1.008.066	-36,33
Jordan	822.492	76.536	-90,69	1.139.665	123.222	-89,19
Lebanon	186.894	388.588	107,92	281.781	543.618	92,92
Yemen	1.629.497	983.610	-39,64	2.359.932	1.443.918	-38,82
Oman	1.681.209	1.385.835	-17,57	2.838.737	2.323.090	-18,16
Turkey	5.498.128	3.956.244	-28,04	8.360.612	6.059.578	-27,52
United Arab Emirates	6.605.162	5.308.497	-19,63	11.858.052	10.175.161	-14,19
Qatar	1.191.339	1.371.482	15,12	2.335.652	2.522.086	7,98
Bahrain	651.079	367.855	-43,50	1.228.591	659.236	-46,34
Cyprus	99.297	51.382	-48,25	176.180	87.173	-50,52
Egypt	1.488.400	1.026.962	-31,00	2.647.942	1.900.286	-28,24
Libyan Arab Jamahiriya	1.920.620	144.412	-92,48	2.513.644	418.291	-83,36
Morocco	38.602	51.969	34,63	58.770	79.837	35,85
Algeria	242.747	216.271	-10,91	393.416	371.196	-5,65
Sudan	35.295	-	-	57.783	-	-
Ethiopia	4.802.556	7.226.444	50,47	6.510.617	11.517.362	76,90
Tanzania, United Rep. of	620.940	514.154	-17,20	843.541	787.926	-6,59
Madagascar	2.098.650	2.051.163	-2,26	2.781.494	2.838.781	2,06
Somalia	1.046.996	1.021.298	-2,45	1.572.943	1.407.408	-10,52
Kenya	1.120.856	1.032.425	-7,89	1.662.047	1.589.778	-4,35
Reunion	21.925	16.842	-23,19	60.430	68.251	12,94
Mozambique	292.543	323.096	10,44	443.227	490.735	10,72
Togo	439.464	198.194	-54,90	663.430	323.901	-51,18
Ghana	575.952	148.061	-74,29	1.106.510	277.187	-74,95
Liberia	14.084	-	-	24.202	-	-
Guinea	641.589	39.115	-93,90	755.009	57.059	-92,44
Angola	356.202	39.152	-89,01	496.175	78.192	-84,24
Congo	3.743.168	1.613.773	-56,89	4.910.889	2.418.455	-50,75
Cameroon	237.881	462.050	94,24	344.362	635.462	84,53
Nigeria	246.028	162.920	-33,78	432.130	307.612	-28,82
Sierra Leone	152.879	278.378	82,09	193.439	416.524	115,33
Gabon	-	15.599	-	-	30.325	-
Cote D'Ivoire	542.694	574.792	5,91	813.698	806.387	-0,90
Senegal	437.477	71.869	-83,57	589.618	108.751	-81,56
Mauritania	33.796	31.907	-5,59	43.952	43.895	-0,13
Benin	331.052	155.518	-53,02	491.172	258.484	-47,37
Gambia	-	39.176	-	-	55.356	-
Djibouti	1.836.163	832.046	-54,69	2.874.593	1.196.242	-58,39
Swaziland	1	-	-	5	-	-
South Africa	2.596.840	3.316.805	27,72	4.547.488	5.695.283	25,24
Zimbabwe	-	15.226	-	-	23.295	-
Comoros	11.788	11.788	-0	24.640	24.640	-0
Mauritius	188.671	200.991	6,53	288.097	323.041	12,13
Mayotte	230	-	-	3.292	-	-

Lanjutan Tabel 3.6

Komoditas/Negara Tujuan	Berat Bersih (kg)		Perub %	Nilai FOB (US\$)		Perub %
	Jan-Jul 2023	Jan-Jul 2024		Jan-Jul 2023	Jan-Jul 2024	
(1)	(2)	(3)	(4)	(5)	(6)	(7)
Democratic Rep. of the Congo	25.587	725.699	2.736,25	40.116	897.235	2.136,60
Australia	2.127.552	2.883.193	35,52	7.746.312	9.483.732	22,43
New Zealand	790.379	1.194.525	51,13	2.176.130	2.852.294	31,07
Guam	45	-	-	335	-	-
New Caledonia	30.269	21.194	-29,98	83.043	48.638	-41,43
Vanuatu	-	5	-	-	248	-
Wallis and Futuna Islands	80	-	-	1.700	-	-
Fiji	128.380	112.071	-12,70	218.612	188.096	-13,96
Kiribati	-	1.040	-	-	1.070	-
East Timor	235.076	311.972	32,71	322.410	470.199	45,84
United States	5.830.250	8.502.931	45,84	25.961.861	32.797.115	26,33
Canada	1.134.939	1.401.092	23,45	6.438.676	6.811.265	5,79
Mexico	1.665.512	2.765.586	66,05	2.811.217	4.212.211	49,84
Guatemala	367.776	248.614	-32,40	518.899	350.512	-32,45
Honduras	33.592	212.977	534,00	34.768	216.810	523,59
Nicaragua	22.739	33.592	47,73	38.943	28.647	-26,44
Panama	39.364	3.248	-91,75	64.085	105.172	64,11
Suriname	130.074	147.346	13,28	246.406	270.744	9,88
Chile	215.572	139.926	-35,09	428.038	269.612	-37,01
Argentina	238.009	48.042	-79,81	495.341	88.436	-82,15
Brazil	443.763	393.489	-11,33	1.280.862	993.191	-22,46
Colombia	1.099.126	1.592.595	44,90	1.702.596	2.328.436	36,76
Uruguay	6.859	22.029	221,16	14.194	30.046	111,69
Paraguay	57.295	69.373	21,08	100.919	114.262	13,22
Ecuador	214.602	677.195	215,56	354.328	974.393	175,00
Peru	4.129.727	2.716.762	-34,21	6.919.297	4.429.449	-35,98
Guyana	53.782	23.801	-55,75	86.725	65.550	-24,42
Trinidad and Tobago	18.299	28.541	55,97	78.712	97.268	23,58
Jamaica	44.566	98.855	121,82	107.147	216.930	102,46
Puerto Rico	23.496	46.467	97,76	39.774	77.112	93,88
Belize	15.548	-	-	16.762	-	-
Dominican Republic	26.417	158	-99,40	52.019	790	-98,48
El Salvador	356.394	282.182	-20,82	1.862.080	449.276	-75,87
Costa Rica	94.822	96.028	1,27	164.239	162.062	-1,33
Haiti	57.514	197.189	242,85	97.952	276.476	182,26
Barbados	-	16.001	-	-	26.659	-
French Polynesia	409	6.189	1.413,21	2.154	21.050	877,43
Guadeloupe	-	2	-	-	6	-
Virgin Islands (British)	-	614	-	-	2.540	-
U.S. Virgin Islands	-	12	-	-	595	-
United Kingdom	243.000	441.854	81,83	731.854	1.223.690	67,20
Netherlands	696.324	264.956	-61,95	4.337.090	2.088.550	-51,84
France	201.797	272.164	34,87	455.746	584.595	28,27
Germany, Fed. Rep. of	925.867	696.352	-24,79	2.528.894	2.251.293	-10,98
Belgium	48.808	54.565	11,80	271.919	182.582	-32,85
Switzerland	3.940	9.188	133,22	57.858	25.672	-55,63
Luxembourg	-0	-	-	-0	-	-
Denmark	15.530	7.491	-51,76	608.258	186.841	-69,28
Norway	393	-	-	23.187	-	-
Sweden	54.493	81.016	48,67	156.832	218.074	39,05
Finland	2.825	11.835	319,01	7.197	26.514	268,38
Ireland	1.129.318	620.154	-45,09	1.814.738	1.092.959	-39,77
Italy	16.545	55.074	232,88	55.442	298.398	438,21
Spain	1.612.314	216.374	-86,58	2.962.728	539.447	-81,79
Portugal	79	50.779	64.177,70	941	61.173	6.400,85
Greece	275.754	926.422	235,96	521.213	1.142.512	119,20
Poland	913.536	725.522	-20,58	1.805.125	1.395.921	-22,67
Romania	167.148	101.561	-39,24	322.954	214.121	-33,70
Bulgaria	366.906	315.858	-13,91	691.023	555.279	-19,64
Albania	189.757	140.387	-26,02	305.948	234.137	-23,47
Armenia	46	-	-	426	-	-
Kazakhstan	9.520	7.834	-17,71	129.536	115.510	-10,83
Kyrgyzstan	4	-	-	5	-	-
Moldova, Republic of	-	652	-	-	12.500	-
Tajikistan	319.166	160.930	-49,58	338.002	153.974	-54,45
Lithuania	23.008	2.703	-88,25	45.811	10.703	-76,64
Latvia	11	-	-	89	-	-
Georgia	47.063	32.683	-30,56	89.419	146.232	63,54
Croatia	602.138	772.174	28,24	1.129.020	1.428.919	26,56
Bosnia and Herzegovina	-0	-	-	1	-	-
Malta	14.446	2.723	-81,15	25.875	5.662	-78,12
Slovenia	71.795	199.608	178,03	126.690	354.351	179,70
Czech Republic	12.599	11.390	-9,59	53.172	50.749	-4,56
Russia Federation	625	41	-93,42	8.551	314	-96,33
Serbia	-	75	-	-	895	-
Montenegro	-	15.004	-	-	31.955	-
<b>Kemasan dan Kotak dari Kertas dan Karton</b>	<b>40.021.320</b>	<b>39.847.465</b>	<b>-0,43</b>	<b>82.184.637</b>	<b>88.802.745</b>	<b>8,05</b>
Japan	530.743	389.420	-26,63	1.733.772	1.363.911	-21,33
Hong Kong	117.338	56.553	-51,80	441.318	200.737	-54,51



Lanjutan Tabel 3.6

Komoditas/Negara Tujuan	Berat Bersih (kg)		Perub %	Nilai FOB (US\$)		Perub %
	Jan-Jul 2023	Jan-Jul 2024		Jan-Jul 2023	Jan-Jul 2024	
	(1)	(2)	(3)	(4)	(5)	(6)
Korea, Republic of	231.543	116.708	-49,60	685.049	549.158	-19,84
Taiwan	2.375.784	3.128.827	31,70	8.873.289	10.986.900	23,82
China	140.458	59.219	-57,84	515.079	297.427	-42,26
Mongolia	-	5.325	-	-	5.354	-
Papua New Guinea	29.879	15.856	-46,93	71.197	35.380	-50,31
Thailand	799.432	290.124	-63,71	1.056.926	646.785	-38,81
Singapore	2.945.954	5.419.808	83,97	5.025.073	10.321.068	105,39
Philippines	4.686.234	3.583.662	-23,53	10.459.911	5.919.336	-43,41
Malaysia	170.784	139.561	-18,28	306.663	223.117	-27,24
Myanmar	125.720	13.358	-89,38	702.808	106.016	-84,92
Cambodia	63.172	26.462	-58,11	202.131	80.733	-60,06
Brunei Darussalam	128.238	40.305	-68,57	196.932	76.717	-61,04
Lao People'S Dem. Rep.	336	-	-	1.978	-	-
Nepal	3.900	-	-	31.100	-	-
Viet Nam	125.246	75.648	-39,60	347.961	419.478	20,55
Maldives	324	859	165,36	8.126	7.875	-3,09
India	209.632	1.191	-99,43	892.053	22.334	-97,50
Pakistan	4	234.842	6.329.872,24	2	159.794	6.657.975,00
Bangladesh	527.393	1.730.813	228,18	424.528	1.167.664	175,05
Sri Lanka	2.439	601	-75,36	16.540	4.574	-72,34
Iran (Islamic Republic of)	-	8.966	-	-	15.644	-
Saudi Arabia	19.276	58.140	201,62	36.418	227.588	524,93
Israel	825	1.922	132,91	1.798	4.947	175,18
Kuwait	424	502	18,34	458	2.773	505,76
Jordan	-	106	-	-	568	-
Yemen	3	113	3.225,00	55	-0	-100,00
Oman	2	272	13.490,00	59	1.530	2.502,24
Turkey	15.301	2.787	-81,79	63.794	13.807	-78,36
United Arab Emirates	60.634	19.490	-67,86	142.356	130.048	-8,65
Qatar	542	617	13,92	1.507	11.226	644,68
Bahrain	3.338	4.317	29,33	18.637	26.147	40,29
Egypt	30.334	48.593	60,20	98.621	71.764	-27,23
Morocco	33	55	67,28	46	21	-54,88
Sudan	982	476	-51,50	25.315	56	-99,78
Ethiopia	17.613	454	-97,42	23.049	15.162	-34,22
Tanzania, United Rep. of	8.556	121	-98,59	18.246	843	-95,38
Madagascar	191.367	8.643	-95,48	156.349	58.454	-62,61
Somalia	2	427	26.597,50	50	1.985	3.869,04
Kenya	55	20.979	38.393,72	5	32.505	601.844,07
Reunion	68	10	-85,29	37.265	98	-99,74
Mozambique	2.556	10.484	310,25	3.704	14.014	278,38
Togo	10.961	6.417	-41,46	18.066	23.586	30,56
Ghana	75.980	175.207	130,60	105.997	213.057	101,00
Liberia	1.830	-	-	3.323	-	-
Guinea	17.726	628	-96,46	27.983	657	-97,65
Congo	53.022	42.071	-20,65	41.031	33.522	-18,30
Cameroon	-	126	-	-	7	-
Nigeria	30.482	3.310	-89,14	143.202	68.425	-52,22
Cote D'Ivoire	3.130	82	-97,39	8.494	154	-98,19
Senegal	11.972	21	-99,82	18.612	54.370	192,12
Mauritania	-	7.114	-	-	9.998	-
Benin	8.403	-	-	12.917	-	-
Gambia	-	7.928	-	-	19.680	-
Seychelles	15	-	-	25	-	-
Djibouti	12.166	3.988	-67,22	26.474	7.441	-71,89
Swaziland	3.837	-	-	3.218	-	-
South Africa	113.793	58.535	-48,56	493.032	139.056	-71,80
Mauritius	210	24	-88,57	877	128	-85,35
Australia	4.740.638	4.863.011	2,58	9.504.365	8.762.270	-7,81
New Zealand	335.745	541.081	61,16	850.474	1.090.814	28,26
Guam	53	210	298,67	261	601	130,42
New Caledonia	-	70	-	-	500	-
Northern Mariana Islands	88	-	-	338	-	-
Vanuatu	5	-	-	65	-	-
Fiji	37	24.627	65.824,24	681	26.961	3.861,77
East Timor	688.327	652.372	-5,22	552.100	470.076	-14,86
United States	18.224.876	16.297.854	-10,57	29.111.959	38.713.620	32,98
Canada	41.346	142.927	245,68	117.319	267.437	127,96
Mexico	1.623	928	-42,82	7.554	7.071	-6,40
Guatemala	456	-	-	1.382	-	-
Panama	1	155	30.978,00	1	550	51.300,93
Suriname	14.072	13.978	-0,67	9.682	8.695	-10,19
Chile	89	102	14,73	656	402	-38,77
Argentina	8.056	13.876	72,25	98.404	27.243	-72,31
Brazil	492	1.082	119,92	4.158	4.688	12,73
Colombia	5.424	4.753	-12,36	20.239	18.748	-7,37
Paraguay	9.000	1.980	-78,00	32.680	11.775	-63,97
Ecuador	30	3.788	12.724,54	35.932	149.519	316,12
Trinidad and Tobago	-	22	-	-	2	-
Jamaica	-	146	-	-	420	-
Dominican Republic	-	33.019	-	-	21.461	-

Lanjutan Tabel 3.6

Komoditas/Negara Tujuan	Berat Bersih (kg)		Perub %	Nilai FOB (US\$)		Perub %
	Jan-Jul 2023	Jan-Jul 2024		Jan-Jul 2023	Jan-Jul 2024	
(1)	(2)	(3)	(4)	(5)	(6)	(7)
Barbados	-	10	-	-	36	-
Bermuda	12	8	-33,33	29	71	142,87
French Polynesia	40	130	223,93	119	1.815	1.421,62
Netherlands Antilles	1	-	-	53	-	-
Virgin Islands (British)	450	-	-	3.379	-	-
U. S. Virgin Islands	26	-	-	424	-	-
United Kingdom	83.867	121.663	45,07	370.147	624.922	68,83
Netherlands	1.064.501	401.917	-62,24	3.966.645	1.637.510	-58,72
France	39.174	11.180	-71,46	106.817	46.675	-56,30
Germany, Fed. Rep. of	39.386	43.125	9,50	274.099	219.290	-20,00
Austria	385	211	-45,15	1.949	1.482	-23,95
Belgium	2.272	3.969	74,74	9.956	11.253	13,03
Switzerland	619	543	-12,35	3.152	14.660	365,13
Denmark	17.650	250.565	1.319,60	149.891	390.712	160,66
Norway	19.547	640	-96,73	97.989	5.731	-94,15
Sweden	43	993	2.209,07	7.470	10.698	43,21
Finland	65.119	35.262	-45,85	258.048	191.856	-25,65
Ireland	15.038	9.772	-35,02	35.529	23.989	-32,48
Italy	110.078	135.723	23,30	474.049	444.092	-6,32
Spain	553.958	395.625	-28,58	2.466.454	1.748.072	-29,13
Portugal	17	62	275,15	165	651	295,43
Greece	1.399	1.143	-18,29	7.431	10.014	34,76
Hungary	37	51	37,30	69	291	322,37
Poland	3.309	786	-76,25	14.616	2.258	-84,55
Romania	1.732	236	-86,39	9.125	1.741	-80,92
Albania	612	-	-	3.321	-	-
Armenia	1	-	-	1	-	-
Kazakhstan	4.197	15.475	268,76	4.810	19.298	301,22
Kyrgyzstan	103	-	-	23	-	-
Latvia	510	-	-	1.055	-	-
Estonia	-	-0	-	-	1	-
Georgia	-	30	-	-	345	-
Malta	29	-	-	238	-	-
Slovenia	418	-	-	3.411	-	-
Czech Republic	10.575	105	-99,01	32.119	18.525	-42,33
Rep. of Macedonia	5.480	-	-	9.240	-	-
Russia Federation	389	187	-51,94	1.150	290	-74,80
<b>Kertas Lainnya</b>	<b>33.900.548</b>	<b>45.729.383</b>	<b>34,89</b>	<b>43.847.431</b>	<b>45.278.103</b>	<b>3,26</b>
Japan	2.753.672	2.846.123	3,36	2.874.912	2.075.155	-27,82
Hong Kong	21.735	36.690	68,81	60.395	109.387	81,12
Korea, Republic of	699.189	489.745	-29,96	374.393	142.050	-62,06
Taiwan	177.435	411.511	131,92	219.388	637.878	190,75
China	756.423	200.712	-73,47	1.182.850	314.585	-73,40
Papua New Guinea	270	477	76,80	638	825	29,29
Thailand	3.185.166	2.820.830	-11,44	5.771.131	4.013.418	-30,46
Singapore	7.054.439	12.912.889	83,05	2.405.929	3.026.026	25,77
Philippines	135.817	460.307	238,92	308.618	766.679	148,42
Malaysia	957.092	2.028.298	111,92	1.785.826	1.738.920	-2,63
Viet Nam	4.589.629	5.735.761	24,97	6.638.525	6.936.830	4,49
India	2.146.134	3.332.876	55,30	1.990.121	2.815.668	41,48
Pakistan	218.426	342.841	56,96	424.809	806.098	89,76
Bangladesh	207.637	296.573	42,83	408.616	564.161	38,07
Sri Lanka	32.092	98.657	207,41	46.515	228.949	392,21
Iraq	78.911	19.728	-75,00	146.541	35.144	-76,02
Iran (Islamic Republic of)	-	50.838	-	-	128.636	-
Saudi Arabia	1.172.962	826.715	-29,52	1.380.584	999.830	-27,58
Israel	-	4	-	-	4	-
Kuwait	105.969	104.756	-1,14	200.599	180.063	-10,24
Jordan	17.581	-	-	31.436	-	-
Lebanon	19.728	19.728	-0	37.864	36.094	-4,67
Yemen	-	588.989	-	-	1.589.322	-
Oman	19.728	-	-	36.583	-	-
Turkey	736.554	232.615	-68,42	910.803	352.988	-61,24
United Arab Emirates	1.263.527	642.481	-49,15	1.551.241	723.290	-53,37
Qatar	13.926	20.630	48,14	26.924	24.879	-7,59
Bahrain	223.485	207.094	-7,33	257.634	219.674	-14,73
Egypt	-	420.612	-	-	832.662	-
Libyan Arab Jamahiriya	19.706	-	-	38.703	-	-
Algeria	17.968	19.706	9,68	34.138	34.880	2,17
Ethiopia	2.819	-	-	3.067	-	-
Tanzania, United Rep. of	-	25.921	-	-	6.189	-
Kenya	-	506.040	-	-	1.537.730	-
Togo	-	24.549	-	-	43.993	-
Ghana	59.368	25.264	-57,45	208.514	90.698	-56,50
Angola	9.394	-	-	13.741	-	-
Congo	69.101	-	-	88.449	-	-
Nigeria	105.998	139.695	31,79	187.451	210.511	12,30
Gabon	16.200	17.100	5,56	44.550	44.550	-0
Uganda	-	44	-	-	75	-
Djibouti	-	18.500	-	-	5.000	-



Lanjutan Tabel 3.6

Komoditas/Negara Tujuan	Berat Bersih (kg)		Perub %	Nilai FOB (US\$)		Perub %
	Jan-Jul 2023	Jan-Jul 2024		Jan-Jul 2023	Jan-Jul 2024	
	(1)	(2)	(3)	(4)	(5)	(6)
South Africa	25.832	1.470	-94,31	50.194	3.201	-93,62
Zimbabwe	-	1.327	-	-	10.734	-
Mauritius	6.379	18.154	184,58	12.114	32.713	170,05
Australia	252.080	712.008	182,45	645.487	1.202.406	86,28
New Zealand	64	9	-86,72	3.091	1.061	-65,67
Fiji	-	39.456	-	-	79.823	-
East Timor	56.270	36.830	-34,55	48.502	26.108	-46,17
United States	1.648.533	3.715.866	125,40	7.017.358	5.338.611	-23,92
Canada	90	35.888	39.827,57	2.344	79.384	3.287,25
Mexico	249.993	115.483	-53,81	318.823	176.555	-44,62
Guatemala	83.354	173.479	108,12	164.665	360.482	118,92
Nicaragua	14.098	23.009	63,21	28.945	45.084	55,76
Panama	24.037	24.037	-0	28.326	24.383	-13,92
Suriname	-	19.575	-	-	42.398	-
Chile	66.698	485.073	627,26	77.684	730.904	840,87
Argentina	3	-	-	5	-	-
Brazil	22.962	-	-	25.402	-	-
Colombia	315.193	78.412	-75,12	372.296	104.776	-71,86
Ecuador	450.722	113.200	-74,88	504.316	105.981	-78,99
Peru	46.630	43	-99,91	53.550	72	-99,87
Guyana	2.260	3.145	39,15	14.375	8.372	-41,76
Trinidad and Tobago	46.456	-	-	53.350	-	-
Puerto Rico	7.205	99	-98,63	7.616	529	-93,06
Dominican Republic	139.980	116.633	-16,68	168.873	134.214	-20,52
El Salvador	71.291	95.054	33,33	141.779	182.909	29,01
Costa Rica	12.008	-	-	26.733	-	-
Saint Kitts and Nevis	83	-	-	1.077	-	-
United Kingdom	154.824	163.134	5,37	270.892	270.975	0,03
Netherlands	23.854	-	-	50.698	-	-
France	23.772	1.170	-95,08	31.402	2.988	-90,48
Germany, Fed. Rep. of	45.796	197.894	332,12	104.750	493.136	370,77
Austria	1.631	52	-96,84	6.375	90	-98,58
Switzerland	408	-	-	35	-	-
Ireland	-	5.931	-	-	19.303	-
Italy	-	109	-	-	142	-
Spain	305.875	181.194	-40,76	528.138	254.351	-51,84
Portugal	66.981	403.664	502,65	93.930	529.639	463,86
Greece	2.068.383	1.563.734	-24,40	2.312.616	1.696.805	-26,63
Poland	43.812	45.752	4,43	77.657	49.242	-36,59
Romania	158.329	21.576	-86,37	218.340	41.102	-81,18
Bulgaria	264.164	180.142	-31,81	308.764	206.968	-32,97
Armenia	-	1	-	-	1	-
Kazakhstan	-	5	-	-	5	-
Lithuania	-	625.613	-	-	1.025.967	-
Georgia	189.996	296.577	56,10	210.169	319.897	52,21
Croatia	108.604	303.340	179,31	125.797	385.157	206,17
Czech Republic	-	1	-	-	1	-
Russia Federation	13.816	5.922	-57,14	49.473	18.744	-62,11
Serbia	-	24	-	-	44	-
<b>Kertas Budaya</b>	<b>20.870.136</b>	<b>8.387.579</b>	<b>-59,81</b>	<b>14.094.137</b>	<b>6.487.170</b>	<b>-53,97</b>
Japan	533	-	-	515	-	-
Hong Kong	183.989	183.590	-0,22	120.820	97.961	-18,92
Korea, Republic of	-	21	-	-	58	-
China	1	49.418	9.883.519,60	7	32.026	481.565,62
Papua New Guinea	-	49.845	-	-	26.767	-
Thailand	-	100.914	-	-	57.252	-
Singapore	15	6	-58,88	153	12	-92,05
Philippines	2.670.839	1.289.472	-51,72	2.119.599	649.817	-69,34
Malaysia	842.081	2.358.599	180,09	539.746	1.195.482	121,49
Viet Nam	2.715.308	1.241.641	-54,27	1.778.536	680.236	-61,75
India	3.491.872	100.957	-97,11	2.107.507	58.193	-97,24
Bangladesh	1.702.637	1.297.765	-23,78	1.154.264	666.278	-42,28
Sri Lanka	1.285.966	176.157	-86,30	780.543	95.363	-87,78
Tanzania, United Rep. of	214.906	-	-	146.388	-	-
Kenya	4.290.205	452.596	-89,45	2.730.032	245.243	-91,02
Mozambique	91.314	-	-	67.466	-	-
Ghana	195.285	-	-	131.817	-	-
Cameroon	-	24.256	-	-	13.341	-
Nigeria	232.284	-	-	154.152	-	-
Senegal	1.667	752	-54,87	2.488	1.093	-56,08
Djibouti	98.770	-	-	64.201	-	-
South Africa	169.038	-	-	111.648	-	-
Australia	2.603.522	451.261	-82,67	1.800.418	280.018	-84,45
New Zealand	8	166.107	2.076.237,50	70	89.758	128.732,96
Northern Mariana Islands	24.977	-	-	16.235	-	-
East Timor	5.718	28.208	393,29	2.593	23.928	822,76
United States	49.161	416.003	746,21	264.644	2.274.274	759,37
Canada	38	-	-	290	-	-
United Kingdom	-0	-	-	2	-	-
France	-	10	-	-	68	-

Lanjutan Tabel 3.6

Komoditas/Negara Tujuan	Berat Bersih (kg)		Perub %	Nilai FOB (US\$)		Perub %
	Jan-Jul 2023	Jan-Jul 2024		Jan-Jul 2023	Jan-Jul 2024	
(1)	(2)	(3)	(4)	(5)	(6)	(7)
Germany, Fed. Rep. of	2	-	-	2	-	-
<b>Barang Hasil Pencetakan Umum</b>	<b>2.386.855</b>	<b>1.872.623</b>	<b>-21,54</b>	<b>13.938.524</b>	<b>12.955.502</b>	<b>-7,05</b>
Japan	134.975	124.193	-7,99	359.226	326.548	-9,10
Hong Kong	10.681	15.580	45,88	73.990	110.647	49,54
Korea, Republic of	21.123	13.579	-35,72	269.367	176.463	-34,49
Taiwan	2.058	1.451	-29,46	53.009	30.190	-43,05
China	17.236	5.414	-68,59	174.617	258.127	47,82
Papua New Guinea	2.767	57.235	1.968,42	19.189	222.902	1.061,60
Thailand	30.781	64.753	110,37	221.360	278.884	25,99
Singapore	214.192	102.998	-51,91	1.923.238	2.457.213	27,76
Philippines	258.384	434.551	68,18	1.193.847	1.367.515	14,55
Malaysia	740.306	307.787	-58,42	2.221.933	1.231.306	-44,58
Myanmar	2.284	1.128	-50,60	29.436	13.449	-54,31
Cambodia	355	1.531	331,21	10.175	14.848	45,93
Brunei Darussalam	228	1.362	497,28	1.458	7.907	442,46
Lao People'S Dem. Rep.	3	2	-20,00	410	521	27,25
Viet Nam	28.033	24.244	-13,52	280.676	445.850	58,85
Maldives	515	3.150	511,65	3.420	24.600	619,30
India	15.135	1.030	-93,19	1.092.609	482.638	-55,83
Pakistan	1	335	32.420,39	5	831	17.800,43
Bangladesh	907	1.016	12,02	6.710	3.650	-45,61
Sri Lanka	35.295	15.502	-56,08	1.474.650	651.134	-55,84
Iran (Islamic Republic of)	7	-	-	133	-	-
Saudi Arabia	371	4.096	1.003,16	2.186	23.070	955,55
Israel	-	-0	-	-	3	-
Kuwait	1	399	35.512,50	1	1.080	96.297,32
Jordan	27	10	-62,73	75	136	82,54
Lebanon	60	-	-	5.900	-	-
Yemen	30	56	86,25	485	-0	-100,00
Oman	-	14.731	-	-	748.709	-
Turkey	73	2.494	3.322,93	17.323	53.391	208,21
United Arab Emirates	2.419	1.662	-31,31	47.189	167.249	254,42
Qatar	124	609	392,29	898	3.793	322,51
Bahrain	246	1	-99,79	640	5	-99,25
Cyprus	1.664	780	-53,11	10.621	1.998	-81,19
Egypt	237	28.700	12.032,59	1.953	154.024	7.787,06
Libyan Arab Jamahiriya	-	154	-	-	12.316	-
Morocco	1	-	-	2	-	-
Tunisia	8	-	-	1.872	-	-
Algeria	-0	301	2.510.350,00	611	11.110	1.717,66
Sudan	-0	12	37.590,63	2.061	11	-99,49
Namibia	150	-	-	900	-	-
Ethiopia	-0	70	248.760,71	245	2.121	766,52
Madagascar	2.335	3.573	53,05	9.181	9.238	0,63
Somalia	18	-	-	100	-	-
Kenya	65	-	-	817	-	-
Reunion	222	1.744	685,75	19.535	2.234	-88,56
Togo	1.470	1.663	13,09	5.186	5.241	1,05
Ghana	100.903	114.662	13,64	233.931	254.823	8,93
Guinea	51	-	-	211	-	-
Congo	-	46.361	-	-	112.407	-
Cameroon	-	4	-	-	4	-
Nigeria	155	362	133,16	3.492	10.248	193,47
Sierra Leone	21.929	20.224	-7,78	48.248	46.503	-3,62
Senegal	1.651	-	-	6.549	-	-
Benin	1.033	531	-48,66	3.648	1.735	-52,43
Gambia	8	-	-	16	-	-
Djibouti	-	40	-	-	77	-
Swaziland	3	-	-	5	-	-
South Africa	4	3.853	105.385,25	8.636	8.989	4,09
Zimbabwe	502	-	-	33.500	-	-
Mauritius	22	-	-	149	-	-
Democratic Rep. of the Congo	24.935	17.120	-31,34	59.925	41.878	-30,12
Australia	16.603	20.779	25,15	112.035	136.090	21,47
New Zealand	240	1.407	485,39	1.471	11.895	708,42
Micronesia, Fed. States of	3.041	-	-	2.673	-	-
Palau	90	-	-	231	-	-
New Caledonia	42	-	-	448	-	-
Vanuatu	-	2	-	-	2	-
Fiji	4.250	-	-	48.040	-	-
Marshall Islands	186	-	-	528	-	-
Samoa	-	-0	-	-	1	-
Solomon Islands	-0	-0	-69,50	29	1	-98,26
Tonga	-	13	-	-	-0	-
East Timor	88.481	38.669	-56,30	148.698	74.388	-49,97
United States	492.376	287.593	-41,59	1.740.430	963.669	-44,63
Canada	11.229	910	-91,90	45.054	3.333	-92,60
Mexico	479	542	13,06	1.306	2.120	62,32
Guatemala	7	15.278	209.765,14	5	1.381.635	28.081.917,68
Honduras	-	46	-	-	-0	-

Lanjutan Tabel 3.6

Komoditas/Negara Tujuan	Berat Bersih (kg)		Perub %	Nilai FOB (US\$)		Perub %
	Jan-Jul 2023	Jan-Jul 2024		Jan-Jul 2023	Jan-Jul 2024	
	(1)	(2)	(3)	(4)	(5)	(6)
Nicaragua	3	37	976,81	2	3.722	221.431,55
Panama	24	28	16,26	42	239	472,04
Chile	59	37	-38,07	52	59	14,12
Argentina	10.297	14.335	39,21	327.610	123.941	-62,17
Brazil	-	3.326	-	-	91.066	-
Colombia	1.000	335	-66,52	19.483	2.071	-89,37
Bolivia	13	-	-	6	-	-
Paraguay	-	2	-	-	-0	-
Ecuador	2	942	51.794,38	2.369	30.804	1.200,43
Peru	25	87	242,88	22	217	902,13
Dominican Republic	639	669	4,69	9.832	10.560	7,40
El Salvador	12	-	-	38	-	-
Costa Rica	16	179	1.030,50	17	115	582,20
Haiti	206	2	-99,02	6.203	29	-99,54
Barbados	6	16	148,92	5	23	338,76
Bermuda	8	-	-	2	-	-
Netherlands Antilles	1.566	-	-	1.604	-	-
Guadeloupe	-	9	-	-	6	-
United Kingdom	17.628	1.397	-92,08	137.440	15.465	-88,75
Netherlands	18.631	6.717	-63,95	133.297	97.963	-26,51
France	2.398	1.018	-57,55	74.817	15.754	-78,94
Germany, Fed. Rep. of	12.621	3.250	-74,25	67.904	43.513	-35,92
Austria	-0	-	-	9	-	-
Belgium	5.038	251	-95,02	46.513	4.027	-91,34
Switzerland	30	34	11,90	1.060	761	-28,22
Monaco	-	-0	-	-	1	-
Denmark	2.421	347	-85,65	29.030	3.481	-88,01
Sweden	-0	8	2.794,74	1	135	13.442,50
Finland	-	7	-	-	3	-
Italy	1.217	1.064	-12,57	42.701	43.270	1,33
Spain	456	15.491	3.295,65	614	43.292	6.946,29
Portugal	62	995	1.507,43	955	489	-48,79
Greece	-	146	-	-	1.905	-
Hungary	2	-	-	2	-	-
Poland	11.875	13.129	10,56	68.158	53.427	-21,61
Bulgaria	150	1.950	1.200,00	430	8.700	1.922,17
Armenia	35	-	-	1.410	-	-
Lithuania	-	19	-	-	4.126	-
Latvia	-	38	-	-	660	-
Croatia	-	219	-	-	3.568	-
Bosnia and Herzegovina	-	104	-	-	750	-
Slovenia	7.247	1	-99,99	930.038	101	-99,99
Russia Federation	162	143	-11,47	365	510	39,76
<b>Barang Hasil Pencetakan Khusus</b>	<b>1.032.978</b>	<b>1.603.905</b>	<b>55,27</b>	<b>3.030.582</b>	<b>3.705.711</b>	<b>22,28</b>
Japan	-	6	-	-	22	-
Hong Kong	4	4	-2,75	10	19	100,84
Korea, Republic of	31.151	23.440	-24,75	96.088	140.401	46,12
Taiwan	15.097	15.239	0,94	32.916	34.499	4,81
China	24	104	342,17	953	2.847	198,87
Papua New Guinea	4	-	-	225	-	-
Thailand	858.607	719.235	-16,23	1.783.218	1.510.023	-15,32
Singapore	1.720	240	-86,06	89.800	9.175	-89,78
Philippines	46	44	-5,58	1.845	2.705	46,57
Malaysia	-	1.356	-	-	24.338	-
Viet Nam	-0	22	7.300,00	1	60	5.886,00
Bangladesh	-	787.957	-	-	1.821.536	-
Sri Lanka	52.633	-	-	497.002	-	-
Yemen	-	23.046	-	-	53.864	-
United Arab Emirates	81	168	109,11	5.000	9.299	85,98
Libyan Arab Jamahiriya	64.645	22.000	-65,97	490.671	57.088	-88,37
Australia	2	-	-	33	-	-
East Timor	30	330	1.000,00	15	582	3.778,80
United States	1	2	130,80	13	15	10,36
Netherlands	-	-0	-	-	6	-
France	1	3	172,73	16	91	452,01
Germany, Fed. Rep. of	-	-0	-	-	7	-
Austria	-	494	-	-	6	-
Switzerland	2	-	-	99	-	-
Denmark	9	26	204,05	554	1.945	251,12
Sweden	-	8	-	-	465	-
Italy	8.922	10.180	14,10	32.124	36.718	14,30
<b>Media Rekaman Film dan Video</b>	<b>-</b>	<b>80</b>	<b>-</b>	<b>-</b>	<b>3.150</b>	<b>-</b>
Singapore	-	80	-	-	3.150	-
<b>Produk dari Batu Bara</b>	<b>569.568.985</b>	<b>2.539.614.972</b>	<b>345,88</b>	<b>203.901.255</b>	<b>788.855.395</b>	<b>286,88</b>
Korea, Republic of	31.774.044	34.990.615	10,12	15.439.176	16.923.561	9,61
China	19.292.599	59.450.959	208,15	8.134.350	18.980.606	133,34
Singapore	-	5.660.191	-	-	2.215.116	-
Malaysia	41.939.082	160.701.000	283,18	16.713.546	52.504.250	214,14

Lanjutan Tabel 3.6

Komoditas/Negara Tujuan	Berat Bersih (kg)		Perub %	Nilai FOB (US\$)		Perub %
	Jan-Jul 2023	Jan-Jul 2024		Jan-Jul 2023	Jan-Jul 2024	
(1)	(2)	(3)	(4)	(5)	(6)	(7)
Viet Nam	132.405.353	258.335.311	95,11	44.495.111	74.446.284	67,31
India	303.207.984	1.270.686.196	319,08	105.244.851	381.244.313	262,25
Turkey	-	253.000.000	-	-	79.414.500	-
Australia	40.949.923	80.775.700	97,25	13.874.222	30.041.484	116,53
Brazil	-	183.615.000	-	-	56.801.108	-
United Kingdom	-	154.000.000	-	-	49.502.475	-
France	-	27.500.000	-	-	8.305.000	-
Romania	-	50.900.000	-	-	18.476.700	-
<b>Briket Batu Bara</b>	<b>1.698.801.000</b>	-	-	<b>117.616.913</b>	-	-
China	1.698.801.000	-	-	117.616.913	-	-
<b>Kimia Dasar Organik yang Bersumber dari Hasil Pertanian</b>	<b>4.618.598.890</b>	<b>4.292.548.798</b>	<b>-7,06</b>	<b>4.117.090.576</b>	<b>3.837.900.541</b>	<b>-6,78</b>
Japan	104.106.603	105.997.281	1,82	107.822.504	98.105.672	-9,01
Hong Kong	982.067	208.014	-78,82	519.345	133.826	-74,23
Korea, Republic of	222.508.489	220.315.974	-0,99	170.149.919	170.231.548	0,05
Taiwan	39.432.761	36.108.098	-8,43	40.778.004	38.347.247	-5,96
China	1.568.676.159	1.228.527.379	-21,68	1.364.912.738	1.043.352.092	-23,56
Papua New Guinea	1.182	20.995	1.676,92	2.972	25.091	744,38
Thailand	53.185.365	75.535.383	42,02	44.797.650	64.965.747	45,02
Singapore	107.185.997	67.065.919	-37,43	94.877.274	72.755.382	-23,32
Philippines	91.422.368	112.777.477	23,36	105.817.782	121.506.177	14,83
Malaysia	371.308.661	427.668.224	15,18	329.339.052	366.934.293	11,42
Myanmar	1.820.000	1.360.674	-25,24	1.900.680	1.473.172	-22,49
Cambodia	50.000	745.000	1.390,00	47.287	749.672	1.485,37
Brunei Darussalam	71.850	18.223	-74,64	14.370	20.540	42,94
Nepal	52.500	99.957	90,39	85.423	223.516	161,66
Viet Nam	33.107.923	38.009.402	14,80	32.981.334	34.064.336	3,28
Maldives	14.391	132	-99,08	15.341	709	-95,38
India	300.217.881	301.414.085	0,40	293.108.230	295.309.091	0,75
Pakistan	8.837.092	11.505.320	30,19	9.114.205	14.921.060	63,71
Bangladesh	9.663.740	11.429.629	18,27	9.068.911	10.969.715	20,96
Sri Lanka	10.499.590	8.826.677	-15,93	9.068.508	7.679.895	-15,31
Iraq	25.155.609	32.816.526	30,45	24.048.357	30.441.746	26,59
Iran (Islamic Republic of)	12.263.074	11.165.239	-8,95	13.057.069	11.138.044	-14,70
Saudi Arabia	75.461.366	57.608.435	-23,66	50.929.520	41.751.791	-18,02
Israel	9.396.260	8.249.321	-12,21	8.148.179	7.891.063	-3,16
Kuwait	4.749.895	4.243.365	-10,66	2.408.289	1.880.296	-21,92
Jordan	12.638.806	12.461.686	-1,40	10.741.908	10.806.423	0,60
Lebanon	11.994.171	11.598.078	-3,30	10.148.682	9.527.649	-6,12
Yemen	1.054.272	524.640	-50,24	842.339	325.218	-61,39
Oman	3.730.965	3.883.609	4,09	1.724.068	1.741.902	1,03
Syria Arab Republic	20.000	-	-	13.000	-	-
Turkey	33.939.861	33.132.079	-2,38	33.285.212	34.339.140	3,17
United Arab Emirates	27.951.501	22.977.720	-17,79	26.807.575	19.572.516	-26,99
Qatar	8.371.070	7.528.622	-10,06	2.225.680	2.073.472	-6,84
Bahrain	2.365.323	1.759.825	-25,60	1.108.590	725.453	-34,56
Cyprus	218.300	81.140	-62,83	218.009	103.279	-52,63
Egypt	7.258.141	10.455.740	44,06	6.480.192	8.905.842	37,43
Libyan Arab Jamahiriya	593.903	121.595	-79,53	567.069	164.366	-71,01
Morocco	633.150	464.603	-26,62	677.193	501.620	-25,93
Tunisia	181.800	251.040	38,09	152.004	249.328	64,03
Algeria	430.800	200.000	-53,57	423.735	234.725	-44,61
Sudan	160.000	140.000	-12,50	93.272	74.900	-19,70
Namibia	1	-	-	1	-	-
Ethiopia	140.001	-	-	92.250	-	-
Tanzania, United Rep. of	1.993.000	3.913.440	96,36	1.481.940	2.646.257	78,57
Madagascar	53.360	1.472.700	2.659,93	49.038	1.203.613	2.354,43
Somalia	-	38.000	-	-	31.056	-
Kenya	8.183.289	21.309.244	160,40	5.825.202	16.434.057	182,12
Reunion	50	25.015	49.930,00	422	33.346	7.801,94
Mozambique	9.703.272	8.603.615	-11,33	6.980.073	6.252.667	-10,42
Togo	319.000	258.750	-18,89	300.366	205.063	-31,73
Ghana	3.702.225	2.192.350	-40,78	2.981.579	1.676.276	-43,78
Liberia	-	200.000	-	-	155.400	-
Guinea	133.590	188.310	40,96	58.698	78.074	33,01
Angola	801.000	1.401.610	74,98	539.683	1.078.080	99,76
Congo	278.096	-	-	239.894	-	-
Cameroon	305.000	83.593	-72,59	243.925	60.449	-75,22
Nigeria	10.334.835	3.050.849	-70,48	8.688.731	2.779.899	-68,01
Sierra Leone	-	43.500	-	-	42.315	-
Cote D'Ivoire	2.371.420	2.064.829	-12,93	2.082.523	1.706.240	-18,07
Senegal	460.320	409.300	-11,08	421.964	365.348	-13,42
Mauritania	59.800	40.420	-32,41	50.350	45.371	-9,89
Guinea Bissau	129.000	-	-	89.655	-	-
Gambia	19.000	-	-	2.850	-	-
Seychelles	-	7	-	-	52	-
Djibouti	4.589.590	1.161.892	-74,68	3.465.486	991.400	-71,39
Saint Helena	-	130.000	-	-	148.200	-
South Africa	16.084.483	13.066.067	-18,77	13.527.862	10.422.218	-22,96

Lanjutan Tabel 3.6

Komoditas/Negara Tujuan	Berat Bersih (kg)		Perub %	Nilai FOB (US\$)		Perub %
	Jan-Jul 2023	Jan-Jul 2024		Jan-Jul 2023	Jan-Jul 2024	
(1)	(2)	(3)	(4)	(5)	(6)	(7)
Zimbabwe	-	20.000	-	-	12.705	-
Malawi	441.000	829.500	88,10	284.708	564.200	98,17
Mauritius	236.850	187.346	-20,90	240.070	155.251	-35,33
Democratic Rep. of the Congo	1.796.330	1.405.200	-21,77	1.634.464	1.049.181	-35,81
Australia	11.409.483	13.717.338	20,23	7.795.702	10.959.792	40,59
New Zealand	867.011	1.502.545	73,30	669.566	1.044.979	56,07
Guam	200	24	-88,25	242	785	224,41
New Caledonia	14.400	20.020	39,03	21.600	17.102	-20,82
Fiji	17.677	714	-95,96	21.220	8.755	-58,74
Kiribati	-	19	-	-	207	-
Solomon Islands	140.800	256.000	81,82	195.600	349.440	78,65
Tokelau	18.000	-	-	14.400	-	-
East Timor	6.856	4.531	-33,92	38.139	12.739	-66,60
Antartica	-	26.000	-	-	13.000	-
United States	291.534.718	363.819.216	24,79	301.597.402	381.236.480	26,41
Canada	4.947.924	12.483.268	152,29	5.016.176	12.477.291	148,74
Mexico	19.209.968	24.032.667	25,11	22.745.989	28.875.227	26,95
Guatemala	403.000	169.000	-58,06	381.679	142.999	-62,53
Honduras	119.050	19.050	-84,00	97.618	13.527	-86,14
Panama	25.035	-	-	15.911	-	-
Cuba	100.000	-	-	63.200	-	-
Chile	1.183.400	867.280	-26,71	1.093.116	1.075.091	-1,65
Venezuela	110.380	127.600	15,60	89.250	191.454	114,51
Argentina	513.135	347.600	-32,26	681.034	494.234	-27,43
Brazil	26.383.733	30.141.368	14,24	34.685.043	38.045.102	9,69
Colombia	2.841.758	4.315.193	51,85	3.184.661	6.899.381	116,64
Uruguay	-	52.000	-	-	28.990	-
Ecuador	362.200	685.400	89,23	301.136	968.046	221,46
Peru	40.897.210	1.724.760	-95,78	32.781.523	2.745.939	-91,62
Jamaica	-	56	-	-	160	-
Dominican Republic	166.600	53.690	-67,77	166.123	51.996	-68,70
El Salvador	89.000	33.780	-62,05	90.577	37.121	-59,02
Costa Rica	226.800	100.000	-55,91	209.042	100.874	-51,74
Haiti	94.000	20.000	-78,72	90.720	11.400	-87,43
French Polynesia	-	31.792	-	-	4.952	-
Martinique	1.150	-	-	2.776	-	-
Netherlands Antilles	620	-	-	389	-	-
Guadeloupe	450	318	-29,33	197	166	-15,59
United Kingdom	14.165.802	12.125.943	-14,40	12.944.913	11.810.628	-8,76
Netherlands	564.811.619	550.742.359	-2,49	480.751.804	477.437.208	-0,69
France	9.186.762	6.476.388	-29,50	11.975.383	8.234.256	-31,24
Germany, Fed. Rep. of	17.914.313	23.044.851	28,64	25.605.001	30.876.831	20,59
Austria	25.233	2	-99,99	58.161	9	-99,98
Belgium	18.429.668	5.078.910	-72,44	16.841.629	5.306.511	-68,49
Switzerland	117.900	383.725	225,47	465.249	319.374	-31,35
Denmark	6.728.549	6.132.104	-8,86	3.755.584	3.783.964	0,76
Norway	24.795.075	6.657.797	-73,15	6.729.207	2.773.216	-58,79
Sweden	401.395	2.400.546	498,05	1.802.582	2.103.209	16,68
Finland	732.426	33.000	-95,49	799.437	22.123	-97,23
Ireland	24.000	12.000	-50,00	35.450	20.155	-43,14
Italy	189.294.000	199.328.907	5,30	158.185.268	149.909.118	-5,23
Spain	112.630.515	64.206.618	-42,99	89.316.089	51.903.013	-41,89
Portugal	1.100.154	291.059	-73,54	1.100.412	269.638	-75,50
Iceland	25.000	-	-	27.500	-	-
Greece	3.792.083	3.046.477	-19,66	3.014.122	2.392.000	-20,64
Hungary	64.150	12.001	-81,29	89.693	19.468	-78,29
Poland	7.425.648	3.776.079	-49,15	8.512.427	5.985.074	-29,69
Romania	441.100	486.622	10,32	457.338	550.812	20,44
Bulgaria	370.330	194.400	-47,51	501.047	289.189	-42,28
Albania	37.430	20.000	-46,57	34.267	7.300	-78,70
Azerbaijan	115.291	26.000	-77,45	137.416	28.600	-79,19
Moldova, Republic of	18.000	-	-	26.100	-	-
Ukraine	78.400	-	-	85.792	-	-
Uzbekistan	60.371	34.000	-43,68	78.862	38.370	-51,35
Lithuania	2.230.483	1.289.395	-42,19	2.372.745	1.524.198	-35,76
Latvia	4.459.024	1.369.508	-69,29	5.935.241	1.971.124	-66,79
Estonia	778.844	24.000	-96,92	845.824	42.473	-94,98
Georgia	474.675	197.100	-58,48	582.074	248.264	-57,35
Croatia	153.515	246.111	60,32	175.493	284.533	62,13
Bosnia and Herzegovina	19.760	2	-99,99	22.428	150	-99,33
Malta	5	6.015.298	120.305.863,32	103	4.859.306	4.738.144,09
Slovenia	395.625	801.808	102,67	562.797	964.635	71,40
Czech Republic	159.500	126.370	-20,77	184.023	145.599	-20,88
Russia Federation	11.555.589	14.006.351	21,21	13.163.699	15.597.139	18,49
Montenegro	54.700	19.200	-64,90	62.186	21.552	-65,34
<b>Sabun dan Deterjen, Bahan Pembersih dan Pengilap, Parfum dan Kosmetik</b>	<b>1.225.344.019</b>	<b>1.323.137.445</b>	<b>7,98</b>	<b>1.169.998.770</b>	<b>1.218.690.977</b>	<b>4,16</b>
Japan	10.656.269	13.015.559	22,14	19.282.324	18.466.040	-4,23
Hong Kong	1.167.901	1.045.549	-10,48	5.167.123	4.439.384	-14,08
Korea, Republic of	14.076.432	14.959.380	6,27	17.658.598	18.242.384	3,31

Lanjutan Tabel 3.6

Komoditas/Negara Tujuan	Berat Bersih (kg)		Perub %	Nilai FOB (US\$)		Perub %
	Jan-Jul 2023	Jan-Jul 2024		Jan-Jul 2023	Jan-Jul 2024	
	(1)	(2)	(3)	(4)	(5)	(6)
Taiwan	5.696.942	4.785.227	-16,00	10.659.335	9.188.545	-13,80
China	422.861.821	476.360.643	12,65	170.588.460	204.952.573	20,14
Mongolia	742.457	639.025	-13,93	1.131.216	905.204	-19,98
Macau	-	1	-	-	102	-
Papua New Guinea	9.869.316	11.018.380	11,64	10.523.808	11.807.300	12,20
Thailand	28.737.763	28.315.738	-1,47	57.822.459	59.854.618	3,51
Singapore	15.693.128	17.543.224	11,79	95.378.784	85.031.530	-10,85
Philippines	72.502.761	85.862.719	18,43	76.697.881	88.291.480	15,12
Malaysia	116.597.368	122.296.484	4,89	112.729.276	116.548.010	3,39
Myanmar	5.022.035	911.300	-81,85	6.002.615	944.119	-84,27
Cambodia	938.777	883.701	-5,87	3.998.811	3.648.225	-8,77
Brunei Darussalam	2.155.248	1.872.671	-13,11	3.179.158	3.040.523	-4,36
Lao People'S Dem. Rep.	54.973	11.861	-78,42	304.217	70.956	-76,68
Nepal	88.617	1.599.492	1.704,94	147.507	1.483.650	905,82
Viet Nam	12.581.068	14.580.333	15,89	17.568.592	18.609.681	5,93
Maldives	2.018.595	2.236.250	10,78	2.937.252	3.249.222	10,62
India	75.155.733	98.873.753	31,56	73.697.456	92.440.105	25,43
Pakistan	8.761.311	1.851.870	-78,86	8.063.465	4.147.329	-48,57
Bangladesh	7.144.017	7.461.242	4,44	8.868.782	8.440.642	-4,83
Sri Lanka	843.503	1.023.602	21,35	976.824	1.202.246	23,08
Afghanistan	527.359	472.172	-10,46	804.676	684.714	-14,91
Iraq	11.252.169	5.729.880	-49,08	13.482.745	8.316.227	-38,32
Iran (Islamic Republic of)	648.547	5.601.274	763,67	1.185.842	6.113.573	415,55
Saudi Arabia	9.465.248	11.534.590	21,86	17.050.384	18.619.041	9,20
Israel	965.098	498.840	-48,31	1.379.784	914.199	-33,74
Kuwait	204.812	322.415	57,42	629.422	777.770	23,57
Jordan	8.108.941	4.030.457	-50,30	7.038.766	3.556.113	-49,48
Lebanon	381.374	413.169	8,34	579.484	483.279	-16,60
Yemen	5.534.223	8.335.129	50,61	8.269.210	13.134.370	58,83
Oman	1.069.968	1.055.030	-1,40	1.571.544	1.752.236	11,50
Syria Arab Republic	221.203	-	-	180.394	-	-
Turkey	12.122.928	11.290.699	-6,86	11.152.995	11.120.493	-0,29
United Arab Emirates	32.585.225	33.754.395	3,59	54.484.952	49.496.036	-9,16
Qatar	1.470.316	1.241.608	-15,56	3.975.772	2.325.095	-41,52
Bahrain	65.288	97.655	49,58	182.702	200.165	9,56
Cyprus	51	92	81,38	319	1.814	469,15
Egypt	2.882.282	932.478	-67,65	2.653.170	1.123.877	-57,64
Libyan Arab Jamahiriya	2.077.197	1.173.356	-43,51	4.117.105	2.126.689	-48,35
Morocco	123.536	225.000	82,13	377.008	176.509	-53,18
Tunisia	161.875	202.500	25,10	137.623	179.521	30,44
Algeria	7.697.000	6.071.250	-21,12	6.370.524	5.107.790	-19,82
Sudan	774.942	8.326.907	974,52	913.987	6.900.978	655,04
Ethiopia	11.040.002	1.945.573	-82,38	9.952.350	1.708.449	-82,83
Tanzania, United Rep. of	5.477.897	11.311.394	106,49	5.645.730	9.672.149	71,32
Madagascar	11.198.770	8.637.706	-22,87	9.254.321	6.982.700	-24,55
Somalia	3.461.556	2.971.794	-14,15	4.175.350	3.199.946	-23,36
Kenya	2.331.733	2.310.279	-0,92	3.498.443	3.865.106	10,48
Reunion	657	184	-71,97	12.883	1.293	-89,96
Mozambique	16.996.366	18.928.347	11,37	12.180.449	13.469.564	10,58
Equatorial Guinea	1.498.100	663.328	-55,72	1.206.180	543.510	-54,94
Togo	4.155.121	2.539.325	-38,89	4.120.136	2.635.874	-36,02
Ghana	20.393.363	17.541.576	-13,98	19.957.607	17.844.255	-10,59
Liberia	2.470.520	1.261.595	-48,93	2.379.091	1.327.057	-44,22
Guinea	3.806.457	1.039.243	-72,70	2.501.241	683.611	-72,67
Angola	36.630.933	32.766.871	-10,55	26.198.874	22.010.747	-15,99
Congo	2.784.112	1.589.574	-42,91	2.976.200	1.625.012	-45,40
Cameroon	859.818	987.557	14,86	1.311.791	1.072.645	-18,23
Nigeria	5.907.671	7.910.357	33,90	6.547.116	7.150.823	9,22
Sierra Leone	219.676	295.358	34,45	248.013	318.010	28,22
Gabon	540.102	501.912	-7,07	654.921	594.694	-9,20
Cote D'Ivoire	10.325.879	8.872.211	-14,08	7.936.401	7.990.551	0,68
Senegal	6.851.511	4.228.170	-38,29	4.615.333	3.135.923	-32,05
Mauritania	14.251.473	13.943.132	-2,16	10.455.207	9.506.034	-9,08
Mali	57.046	320.294	461,47	115.554	449.205	288,74
Benin	1.761.170	140.370	-92,03	1.801.681	211.366	-88,27
Burkina Faso	145.631	144.073	-1,07	240.198	215.746	-10,18
Guinea Bissau	1.195.000	240.000	-79,92	740.620	154.200	-79,18
Gambia	4.054.319	2.053.961	-49,34	3.142.732	1.675.316	-46,69
Seychelles	29.455	48.501	64,66	106.857	195.915	83,34
Uganda	278.613	248.245	-10,90	517.640	311.160	-39,89
Central African Republic	-	13.356	-	-	19.875	-
Niger	45.823	-	-	53.483	-	-
Chad	-	50.297	-	-	77.532	-
Djibouti	28.304.630	25.025.619	-11,58	24.182.417	21.449.683	-11,30
Sao Tome and Principe	37.340	125.062	234,92	67.467	93.933	39,23
Swaziland	11.050	-	-	56.435	-	-
South Africa	7.703.204	11.529.804	49,68	7.501.361	9.690.276	29,18
Zambia	-	160.001	-	-	139.128	-
Malawi	838.045	1.178.628	40,64	605.635	869.826	43,62
Comoros	649.362	293.925	-54,74	565.419	283.159	-49,92
Mauritius	1.632.246	2.129.063	30,44	1.553.599	1.763.412	13,50



Lanjutan Tabel 3.6

Komoditas/Negara Tujuan	Berat Bersih (kg)		Perub %	Nilai FOB (US\$)		Perub %
	Jan-Jul 2023	Jan-Jul 2024		Jan-Jul 2023	Jan-Jul 2024	
	(1)	(2)	(3)	(4)	(5)	(6)
Rwanda	105.030	-	-	250.128	-	-
Mayotte	240.541	146.102	-39,26	233.552	120.749	-48,30
Democratic Rep. of the Congo	1.914.913	1.032.030	-46,11	2.449.969	1.407.341	-42,56
Australia	12.282.018	15.935.857	29,75	16.643.782	22.462.613	34,96
New Zealand	2.064.341	2.458.459	19,09	2.702.392	3.023.174	11,87
Micronesia, Fed. States of	109.137	135.018	23,71	125.024	161.185	28,92
Guam	1.038	2.965	185,72	6.602	4.757	-27,94
Palau	423	1.101	160,33	12.074	1.249	-89,66
Nauru	32.599	46.234	41,83	107.446	133.521	24,27
New Caledonia	10.016	21.018	109,83	12.796	26.859	109,90
Northern Mariana Islands	24.183	30.866	27,64	59.832	69.029	15,37
Vanuatu	531.502	424.972	-20,04	753.005	641.477	-14,81
Wallis and Futuna Islands	1	-	-	2	-	-
American Samoa	17.150	44.385	158,81	17.057	53.639	214,47
Cook Islands	-	1.705	-	-	7.585	-
Fiji	1.691.367	1.278.257	-24,42	1.805.197	1.530.147	-15,24
Kiribati	334.290	517.885	54,92	734.487	1.060.768	44,42
Marshall Islands	142.754	99.767	-30,11	170.708	126.393	-25,96
Samoa	419.995	706.614	68,24	620.455	1.090.633	75,78
Solomon Islands	538.554	467.173	-13,25	770.862	713.822	-7,40
Tonga	225.176	336.158	49,29	333.235	484.776	45,48
Tuvalu	8.515	40.443	374,95	8.623	39.615	359,42
Christmas Islands	-	1	-	-	18	-
East Timor	5.521.101	6.655.673	20,55	9.792.968	11.896.609	21,48
United States	14.124.182	23.440.489	65,96	41.519.988	50.277.586	21,09
Canada	956.167	3.872.790	305,03	984.684	3.282.218	233,33
Mexico	255.815	261.878	2,37	394.782	448.368	13,57
Guatemala	33.600	58.758	74,87	48.376	103.514	113,98
Panama	670.584	1.422.249	112,09	1.039.408	1.806.330	73,78
Cuba	7.668.932	6.186.028	-19,34	5.873.876	4.885.343	-16,83
Curacao	400	-	-	6.211	-	-
Suriname	128.177	129.533	1,06	187.052	220.824	18,05
Chile	655.443	1.254.391	91,38	1.611.767	2.156.187	33,78
Venezuela	6.703.820	8.445.776	25,98	8.762.251	12.011.343	37,08
Argentina	75	5.760	7.580,00	882	15.602	1.669,37
Brazil	97.126	175.904	81,11	164.029	237.763	44,95
Colombia	500.794	703.136	40,40	886.970	1.154.410	30,15
Bolivia	1.398.373	793.096	-43,28	1.853.036	1.024.370	-44,72
Uruguay	-	7	-	-	38	-
Paraguay	8	-	-	36	-	-
Ecuador	-	21.880	-	-	27.220	-
Peru	770.434	1.103.169	43,19	769.477	1.202.617	56,29
Guyana	12.568	67.788	439,36	18.235	107.298	488,43
Trinidad and Tobago	429.937	224.083	-47,88	464.960	452.532	-2,67
Bahamas	52.193	49.264	-5,61	119.596	85.604	-28,42
Jamaica	435.696	1.064.638	144,35	324.938	828.051	154,83
Puerto Rico	32	-	-	3.604	-	-
Belize	-	85	-	-	485	-
Dominican Republic	153.848	147.165	-4,34	112.758	233.266	106,87
El Salvador	44.721	43.922	-1,79	49.818	55.906	12,22
Costa Rica	300.123	288.050	-4,02	272.867	233.674	-14,36
Haiti	2.666.502	1.645.023	-38,31	3.924.484	2.249.421	-42,68
Barbados	63.922	162.213	153,77	96.855	201.113	107,64
Aruba	17	-	-	36	-	-
Cape Verde	382.477	271.602	-28,99	351.868	276.069	-21,54
Dominica	-	28.695	-	-	46.710	-
French Guiana	23.025	22.020	-4,36	22.512	21.481	-4,58
French Polynesia	327.314	268.905	-17,84	413.365	326.765	-20,95
Grenada	25.324	69.793	175,60	31.960	81.125	153,83
Martinique	22.233	23.491	5,66	21.749	22.197	2,06
Netherlands Antilles	84.964	35.828	-57,83	86.740	62.374	-28,09
Guadeloupe	1.639	23.656	1.343,31	7.020	29.078	314,20
Saint Kitts and Nevis	174	-	-	3.568	-	-
United Kingdom	1.171.373	2.685.058	129,22	2.278.593	4.701.308	106,33
Netherlands	17.528.126	19.342.798	10,35	14.139.202	12.158.152	-14,01
France	815.276	2.100.876	157,69	1.470.074	2.910.351	97,97
Germany, Fed. Rep. of	1.926.677	2.971.323	54,22	3.756.585	5.061.015	34,72
Austria	100	3	-97,35	712	319	-55,16
Belgium	694.084	575.301	-17,11	438.259	925.491	111,17
Switzerland	59	50	-15,02	4.644	3.964	-14,63
Luxembourg	-	1	-	-	148	-
Denmark	1.079	132.419	12.175,14	10.381	29.186	181,14
Norway	540	3	-99,39	20.333	243	-98,80
Sweden	12	4	-70,86	1.209	499	-58,70
Finland	-	7	-	-	4	-
Ireland	24.000	73.141	204,75	42.653	140.599	229,63
Italy	1.880.360	2.633.344	40,04	1.942.934	2.509.982	29,19
Spain	841.354	462.280	-45,06	1.331.972	1.032.320	-22,50
Portugal	1.384.409	1.874.227	35,38	1.303.515	1.591.943	22,13
Greece	135.826	226.325	66,63	188.123	336.970	79,12
Andorra	2	1	-56,62	228	146	-35,93

Lanjutan Tabel 3.6

Komoditas/Negara Tujuan	Berat Bersih (kg)		Perub %	Nilai FOB (US\$)		Perub %
	Jan-Jul 2023	Jan-Jul 2024		Jan-Jul 2023	Jan-Jul 2024	
	(1)	(2)	(3)	(4)	(5)	(6)
Hungary	-	167	-	-	1.492	-
Poland	8.476.541	8.828.003	4,15	9.112.020	8.057.782	-11,57
Romania	401.868	716.985	78,41	691.483	1.196.182	72,99
Bulgaria	503.691	580.990	15,35	568.061	567.301	-0,13
Albania	205	14.312	6.881,71	4.442	29.323	560,15
Armenia	24.642	23.951	-2,81	37.584	35.275	-6,14
Azerbaijan	1.454.397	1.166.018	-19,83	2.132.318	1.639.540	-23,11
Kazakhstan	119.818	446	-99,63	128.855	2.084	-98,38
Kyrgyzstan	40.067	24.178	-39,66	34.250	35.237	2,88
Tajikistan	39.950	36.525	-8,57	40.994	198.801	384,95
Turkmenistan	642.728	574.039	-10,69	1.258.680	1.296.718	3,02
Ukraine	12.645	3.381	-73,26	819.273	135.829	-83,42
Uzbekistan	84.952	304.241	258,13	119.999	404.152	236,80
Lithuania	8.674	18.801	116,76	152.096	83.919	-44,82
Latvia	116.644	120.802	3,57	185.193	174.207	-5,93
Estonia	872.298	1.202.574	37,86	888.677	1.273.802	43,34
Georgia	355.301	297.334	-16,31	545.382	442.657	-18,84
Croatia	440.015	504.022	14,55	373.461	452.276	21,10
Malta	8.193	7.542	-7,94	56.371	25.972	-53,93
Slovakia	1	1	72,60	140	118	-16,05
Slovenia	939	-	-	4.887	-	-
Czech Republic	567	4.914	766,62	4.659	30.397	552,43
Russia Federation	481.052	533.731	10,95	868.849	930.391	7,08
Serbia	5	-	-	641	-	-
<b>Damar Buatan (Resin Sintetis) dan Bahan Baku Plastik</b>	<b>809.753.476</b>	<b>777.368.334</b>	<b>-4,00</b>	<b>765.302.798</b>	<b>697.349.752</b>	<b>-8,88</b>
Japan	36.418.252	41.085.977	12,82	52.374.217	54.626.073	4,30
Hong Kong	2.132.064	1.587.602	-25,54	3.097.431	2.370.583	-23,47
Korea, Republic of	2.604.820	2.741.218	5,24	4.233.931	4.922.211	16,26
Taiwan	1.262.636	1.562.182	23,72	2.554.962	2.776.371	8,67
China	257.255.531	223.449.194	-13,14	205.618.611	150.324.826	-26,89
Papua New Guinea	123.522	52.520	-57,48	245.215	60.054	-75,51
Thailand	19.341.577	16.317.574	-15,63	28.073.192	26.611.234	-5,21
Singapore	19.121.480	17.168.801	-10,21	18.757.367	17.058.274	-9,06
Philippines	17.072.485	18.352.414	7,50	24.305.204	25.246.822	3,87
Malaysia	90.322.878	87.529.783	-3,09	79.559.153	76.046.004	-4,42
Myanmar	1.486.458	108.800	-92,68	1.883.463	105.241	-94,41
Cambodia	832.872	601.994	-27,72	725.684	564.793	-22,17
Brunei Darussalam	92.015	46.320	-49,66	99.111	70.959	-28,40
Viet Nam	97.194.874	129.212.056	32,94	96.067.914	114.681.015	19,37
India	141.132.542	82.376.319	-41,63	125.612.121	68.675.648	-45,33
Pakistan	9.463.110	15.476.123	63,54	10.237.998	14.482.659	41,46
Bangladesh	19.230.765	17.706.277	-7,93	18.761.302	17.617.987	-6,09
Sri Lanka	246.517	353.824	43,53	414.370	647.130	56,17
Iraq	-	3	-	-	990	-
Saudi Arabia	91.916	122.985	33,80	170.846	300.486	75,88
Israel	8.957	24.000	167,95	34.982	37.321	6,69
Kuwait	-	4.320	-	-	8.692	-
Jordan	113.164	48.693	-56,97	268.317	133.502	-50,24
Lebanon	143.800	175.800	22,25	275.936	305.364	10,66
Oman	2.929.564	8.215.054	180,42	2.693.391	6.782.591	151,82
Syria Arab Republic	23.580	120.006	408,93	65.144	325.172	399,16
Turkey	5.740.645	4.759.756	-17,09	6.859.127	5.594.524	-18,44
United Arab Emirates	916.907	983.698	7,28	1.315.744	933.145	-29,08
Qatar	70.000	47.057	-32,78	133.977	115.476	-13,81
Bahrain	76.800	64.160	-16,46	91.225	41.381	-54,64
Egypt	135.434	2.670.098	1.871,51	319.972	3.167.001	889,77
Morocco	44.000	-	-	21.120	-	-
Algeria	23.940	71.175	197,31	66.234	191.226	188,71
Ethiopia	80.000	-	-	60.800	-	-
Tanzania, United Rep. of	2.775	8	-99,72	5.134	31	-99,39
Madagascar	213.223	50.259	-76,43	221.585	91.549	-58,68
Somalia	869	868	-0,12	2.656	320	-87,95
Kenya	177.625	1.088.000	512,53	106.542	1.170.742	998,85
Mozambique	96.475	355.615	268,61	173.459	466.104	168,71
Ghana	127.800	1.072.550	739,24	150.075	1.112.484	641,29
Guinea	-	17.850	-	-	26.660	-
Congo	155.500	244.700	57,36	259.481	233.924	-9,85
Nigeria	1.740.660	1.626.748	-6,54	1.726.957	1.343.113	-22,23
Cote D'Ivoire	490.000	231.000	-52,86	403.932	161.700	-59,97
Uganda	10.000	-	-	47.459	-	-
Djibouti	16.000	16.000	-0	29.600	18.720	-36,76
South Africa	137.800	76.500	-44,48	384.759	195.075	-49,30
Zimbabwe	-	28.500	-	-	12.825	-
Mauritius	8.000	-	-	18.622	-	-
Australia	37.471.811	36.933.627	-1,44	31.480.105	30.026.309	-4,62
New Zealand	1.665.780	1.381.960	-17,04	1.941.140	1.557.384	-19,77
Fiji	76.072	47.570	-37,47	102.865	37.832	-63,22
East Timor	59.343	40.209	-32,24	66.551	73.098	9,84
United States	5.140.365	15.034.268	192,47	6.210.352	19.214.382	209,39



Lanjutan Tabel 3.6

Komoditas/Negara Tujuan	Berat Bersih (kg)		Perub %	Nilai FOB (US\$)		Perub %
	Jan-Jul 2023	Jan-Jul 2024		Jan-Jul 2023	Jan-Jul 2024	
	(1)	(2)	(3)	(4)	(5)	(6)
Canada	81.438	22.913	-71,86	78.053	56.264	-27,92
Mexico	247.400	2.765.580	1.017,86	703.977	2.714.103	285,54
Honduras	6.120	-	-	7.258	-	-
Panama	125.000	75.000	-40,00	101.375	58.125	-42,66
Argentina	600	1.200	100,00	1.602	3.384	111,24
Brazil	153.585	92.596	-39,71	363.114	128.078	-64,73
Colombia	11.800	-	-	30.200	-	-
Uruguay	-	20.000	-	-	29.200	-
Paraguay	13.500	400	-97,04	58.050	3.311	-94,30
Ecuador	41.000	123.980	202,39	68.953	120.454	74,69
Peru	-	12.700	-	-	10.397	-
Jamaica	-	273	-	-	1.209	-
Puerto Rico	172	-	-	2.000	-	-
Dominican Republic	20.000	52.800	164,00	27.280	46.511	70,50
El Salvador	100.000	80.000	-20,00	297.840	228.136	-23,40
United Kingdom	5.767.343	4.719.888	-18,16	5.058.633	4.047.631	-19,99
Netherlands	473.171	5.201.954	999,38	793.896	5.403.261	580,60
France	1.254.208	6.030.363	380,81	1.887.152	8.082.795	328,31
Germany, Fed. Rep. of	1.507.932	482.464	-68,00	1.554.724	431.452	-72,25
Austria	30	1.061	3.436,67	3.371	4.237	25,69
Belgium	462.953	1.760.933	280,37	467.809	1.835.477	292,36
Switzerland	111	313	183,03	3.900	1.740	-55,38
Luxembourg	3.000	8.450	181,67	8.250	8.890	7,76
Denmark	408.090	176.074	-56,85	414.378	175.608	-57,62
Finland	24.750	2.000	-91,92	30.903	200	-99,35
Ireland	4.125.635	2.525.846	-38,78	3.454.465	1.991.912	-42,34
Italy	13.291.987	15.514.198	16,72	13.507.936	15.456.164	14,42
Spain	4.716.222	4.587.691	-2,73	4.323.806	4.202.606	-2,80
Portugal	627.000	741.397	18,25	545.563	618.058	13,29
Greece	-	24.000	-	-	18.360	-
Andorra	23.660	-	-	18.190	-	-
Hungary	-	44	-	-	801	-
Poland	502.700	309.200	-38,49	415.719	321.230	-22,73
Bulgaria	96.800	-	-	82.280	-	-
Lithuania	-	-0	-	-	54	-
Latvia	66	44.000	66.185,03	517	35.552	6.771,81
Georgia	469.600	290.400	-38,16	377.860	232.320	-38,52
Slovenia	1.724.520	322.000	-81,33	1.799.433	300.168	-83,32
Czech Republic	-	100	-	-	100	-
Russia Federation	149.880	96.502	-35,61	484.980	214.957	-55,68
<b>Kimia Dasar Anorganik Lainnya</b>	<b>1.180.493.882</b>	<b>1.335.473.221</b>	<b>13,13</b>	<b>601.346.443</b>	<b>782.266.624</b>	<b>30,09</b>
Japan	82.722.489	102.146.050	23,48	51.222.437	37.512.751	-26,77
Hong Kong	268.453	325.452	21,23	240.334	116.766	-51,41
Korea, Republic of	283.893.357	343.909.377	21,14	132.542.478	119.601.942	-9,76
Taiwan	121.358.968	127.188.618	4,80	63.631.166	43.404.294	-31,79
China	306.274.911	317.414.758	3,64	179.925.297	405.702.331	125,48
Papua New Guinea	78	6.285	7.911,68	435	6.750	1.451,65
Thailand	20.689.012	33.230.195	60,62	10.552.206	12.776.990	21,08
Singapore	32.156.282	27.103.473	-15,71	19.085.053	14.898.960	-21,93
Philippines	11.448.942	8.820.059	-22,96	3.522.590	2.674.313	-24,08
Malaysia	16.617.402	24.606.061	48,07	5.138.587	7.347.180	42,98
Myanmar	675.650	134.460	-80,10	719.601	308.827	-57,08
Cambodia	2	-	-	141	-	-
Brunei Darussalam	4.340	836.220	19.167,74	21.954	261.173	1.089,62
Viet Nam	44.969.750	72.552.005	61,34	20.732.999	26.456.891	27,61
Maldives	148	62	-58,54	5.640	3.455	-38,74
India	144.454.904	135.638.897	-6,10	67.774.805	67.068.723	-1,04
Pakistan	101.805	413.000	305,68	313.350	266.308	-15,01
Bangladesh	11.380.000	29.404.229	158,39	801.373	1.850.306	130,89
Sri Lanka	2.678.210	3.092.311	15,46	1.106.563	871.769	-21,22
Iran (Islamic Republic of)	8.000	412.500	5.056,25	12.554	185.625	1.378,60
Saudi Arabia	785.500	820.651	4,47	732.894	738.828	0,81
Israel	16.800	16.800	-0	40.600	45.892	13,03
Lebanon	5.200	10.280	97,69	11.440	22.212	94,16
Turkey	244.800	310.400	26,80	276.235	252.210	-8,70
United Arab Emirates	61.312	54.002	-11,92	66.747	97.487	46,05
Egypt	32.625	38.400	17,70	103.155	48.396	-53,08
Morocco	25.400.107	26.588.597	4,68	17.505.246	8.223.035	-53,03
Algeria	20.000	220.000	1.000,00	60.500	589.200	873,88
Ethiopia	20.000	-	-	62.700	-	-
Tanzania, United Rep. of	-	9.790	-	-	20.900	-
Madagascar	50.000	10.022.500	19.945,00	11.000	4.021.665	36.460,59
Kenya	88.000	76.000	-13,64	86.900	74.900	-13,81
Nigeria	-	43.458	-	-	83.820	-
Djibouti	-	60.000	-	-	168.000	-
South Africa	102	137	34,21	306	306	0,11
Mauritius	1.358.000	173.030	-87,26	298.710	24.445	-91,82
Australia	67.481.662	36.804.658	-45,46	21.171.465	14.478.864	-31,61
New Zealand	1.429.225	1.184.589	-17,12	563.639	575.517	2,11
Micronesia, Fed. States of	2.335	-	-	677	-	-

Lanjutan Tabel 3.6

Komoditas/Negara Tujuan	Berat Bersih (kg)		Perub %	Nilai FOB (US\$)		Perub %
	Jan-Jul 2023	Jan-Jul 2024		Jan-Jul 2023	Jan-Jul 2024	
(1)	(2)	(3)	(4)	(5)	(6)	(7)
East Timor	249.781	24.618	-90,14	76.765	9.965	-87,02
United States	315.243	1.519.108	381,88	315.445	1.061.748	236,59
Canada	39.958	59.916	49,95	38.360	37.747	-1,60
Mexico	120.960	135.240	11,81	187.929	184.660	-1,74
Suriname	-	780	-	-	2.700	-
Argentina	400	26	-93,46	3.404	342	-89,96
Brazil	-	320.025	-	-	370.422	-
Colombia	33.075	54.600	65,08	64.842	99.347	53,22
United Kingdom	270.500	418.720	54,79	218.313	228.322	4,58
Netherlands	525.782	131.125	-75,06	490.499	116.816	-76,18
France	74.021	96.000	29,69	51.188	49.152	-3,98
Germany, Fed. Rep. of	55.603	75.007	34,90	33.944	51.955	53,06
Belgium	187.000	26.709.532	14.183,17	120.395	7.881.368	6.446,26
Switzerland	168.000	48.000	-71,43	116.400	27.162	-76,67
Norway	240.000	240.115	0,05	195.360	136.060	-30,35
Sweden	393.550	464.400	18,00	291.035	256.878	-11,74
Finland	110.000	88.800	-19,27	84.200	46.399	-44,89
Ireland	50.000	22.000	-56,00	35.250	11.000	-68,79
Italy	314.214	234.810	-25,27	217.564	130.143	-40,18
Spain	252.000	248.000	-1,59	166.407	117.620	-29,32
Portugal	-	24.000	-	-	14.000	-
Hungary	40.000	1.214	-96,97	26.000	5.342	-79,45
Poland	168.006	600.002	257,13	109.441	341.520	212,06
Latvia	5.400	-	-	14.850	-	-
Slovenia	130.000	140.000	7,69	107.900	81.900	-24,10
Czech Republic	17	-0	-99,40	337	40	-88,12
Russia Federation	52.000	149.880	188,23	38.840	222.986	474,12
<b>Kimia Dasar Organik yang Bersumber dari Minyak</b>	<b>753.115.559</b>	<b>854.407.998</b>	<b>13,45</b>	<b>582.692.693</b>	<b>666.770.736</b>	<b>14,43</b>
Japan	27.314.692	66.298.624	142,72	29.098.068	48.946.593	68,21
Korea, Republic of	58.613.216	29.861.512	-49,05	30.124.623	24.580.759	-18,40
Taiwan	57.674.907	61.595.141	6,80	75.117.443	34.429.194	-54,17
China	161.415.745	231.220.707	43,25	141.870.180	246.958.407	74,07
Papua New Guinea	60	955	1.491,67	155	7.586	4.803,74
Thailand	121.976.298	88.498.953	-27,45	50.038.116	48.174.215	-3,72
Singapore	161.770.428	50.954.754	-68,50	116.558.658	41.853.632	-64,09
Philippines	5.974.382	7.791.715	30,42	7.081.072	7.317.329	3,34
Malaysia	15.142.241	27.099.672	78,97	20.081.653	23.095.123	15,01
Myanmar	-	133.000	-	-	168.294	-
Nepal	20.000	-	-	23.365	-	-
Viet Nam	12.937.475	20.392.437	57,62	10.147.148	10.517.642	3,65
India	96.651.052	166.734.677	72,51	62.758.764	123.572.215	96,90
Pakistan	6.426.266	607.650	-90,54	2.271.015	755.077	-66,75
Bangladesh	3.726.923	822.360	-77,93	3.639.709	1.026.586	-71,79
Sri Lanka	16.820	16.810	-0,06	30.458	26.742	-12,20
Saudi Arabia	152.000	2.201.580	1.348,41	151.379	2.196.509	1.351,00
Israel	55.375	87.500	58,01	91.579	133.487	45,76
Jordan	-	14.000	-	-	23.590	-
Lebanon	-	11.200	-	-	20.496	-
Oman	1.969.917	-	-	2.000.000	-	-
Turkey	1.219.855	539.101	-55,81	1.190.206	511.908	-56,99
United Arab Emirates	920.050	851.460	-7,46	941.226	806.614	-14,30
Egypt	437.800	79.951.132	18.162,02	452.188	22.609.665	4.900,06
Morocco	-	315.000	-	-	487.050	-
Tunisia	17.500	2.800	-84,00	32.151	4.614	-85,65
Kenya	14.375	-	-	17.137	-	-
Togo	31.500	32.000	1,59	45.766	47.152	3,03
Ghana	2.500	-	-	12.896	-	-
Cote D'Ivoire	204.000	40.000	-80,39	263.847	60.173	-77,19
South Africa	316.080	151.206	-52,16	530.906	240.567	-54,69
Democratic Rep. of the Congo	-	16.000	-	-	22.181	-
Australia	4.796.021	1.658.249	-65,42	2.449.654	1.934.113	-21,05
New Zealand	21.000	68.000	223,81	16.548	97.628	489,98
East Timor	9.198	12.528	36,20	8.323	12.315	47,97
United States	3.779.052	5.787.427	53,14	7.132.083	9.324.895	30,75
Canada	54.432	146.632	169,38	90.253	231.582	156,59
Mexico	23.031	134.080	482,17	80.824	241.506	198,81
Guatemala	67.000	-	-	108.112	-	-
Chile	55.200	30.600	-44,57	90.988	45.235	-50,28
Venezuela	30.400	29.400	-3,29	59.169	47.264	-20,12
Argentina	24.020	133.840	457,20	35.635	196.723	452,05
Brazil	716.425	183.500	-74,39	1.248.880	311.968	-75,02
Colombia	264.000	500.800	89,70	374.609	764.012	103,95
Paraguay	16.800	-	-	28.140	-	-
Ecuador	98.800	67.800	-31,38	159.397	111.565	-30,01
Peru	69.000	24.000	-65,22	126.659	38.759	-69,40
Guyana	125	-	-	2.127	-	-
Puerto Rico	16.800	-	-	30.660	-	-
Dominican Republic	164.400	158.400	-3,65	239.458	223.735	-6,57
El Salvador	5.000	8.220	64,40	7.252	11.201	54,47

Lanjutan Tabel 3.6

Komoditas/Negara Tujuan	Berat Bersih (kg)		Perub %	Nilai FOB (US\$)		Perub %
	Jan-Jul 2023	Jan-Jul 2024		Jan-Jul 2023	Jan-Jul 2024	
	(1)	(2)	(3)	(4)	(5)	(6)
Costa Rica	21.600	-	-	38.908	-	-
United Kingdom	551.310	900.659	63,37	956.918	1.572.248	64,30
Netherlands	2.372.470	2.798.823	17,97	6.091.709	3.354.535	-44,93
France	338.790	283.683	-16,27	778.251	525.971	-32,42
Germany, Fed. Rep. of	2.064.469	3.059.197	48,18	3.642.687	5.533.084	51,90
Belgium	844.081	819.990	-2,85	1.294.959	1.310.215	1,18
Switzerland	18.560	15.600	-15,95	161.114	60.712	-62,32
Denmark	2.800	4.308	53,86	4.645	7.004	50,78
Finland	6.000	4.200	-30,00	10.545	7.706	-26,93
Ireland	-	24	-	-	126	-
Italy	410.608	444.471	8,25	649.874	725.412	11,62
Spain	1.237.900	847.620	-31,53	2.133.440	1.411.405	-33,84
Greece	9.000	7.800	-13,33	13.023	11.857	-8,95
Hungary	-	12.000	-	-	17.239	-
Poland	19.200	12.000	-37,50	32.791	19.487	-40,57
Bulgaria	6.000	12.000	100,00	7.771	18.596	139,30
Lithuania	-	-0	-	-	8	-
Slovenia	70	100	42,86	4.883	6.950	42,35
Russia Federation	540	100	-81,48	12.695	2.281	-82,03
<b>Barang Kimia Lainnya</b>	<b>264.767.328</b>	<b>345.244.911</b>	<b>30,40</b>	<b>591.001.928</b>	<b>598.908.889</b>	<b>1,34</b>
Japan	7.384.819	7.250.077	-1,82	104.122.562	43.161.593	-58,55
Hong Kong	2.220.133	663.781	-70,10	690.402	671.940	-2,67
Korea, Republic of	15.392.514	20.947.170	36,09	16.490.412	23.754.119	44,05
Taiwan	6.152.496	7.710.014	25,32	7.383.406	11.819.953	60,09
China	65.034.015	82.000.571	26,09	71.028.114	90.353.745	27,21
Mongolia	-	4.380	-	-	2.370	-
Macau	6	24	324,94	223	1.759	687,97
Papua New Guinea	29.640	51.900	75,10	64.959	79.032	21,66
Thailand	28.343.270	30.153.063	6,39	15.863.000	17.667.943	11,38
Singapore	8.015.557	7.474.631	-6,75	14.635.570	10.872.602	-25,71
Philippines	14.614.235	22.323.969	52,75	15.175.468	17.590.919	15,92
Malaysia	30.045.162	60.941.837	102,83	23.117.059	24.778.951	7,19
Myanmar	423.495	387.600	-8,48	247.507	178.070	-28,05
Cambodia	16.125	64.113	297,60	2.057	53.717	2.512,04
Brunei Darussalam	6.016	289.604	4.713,52	11.976	186.039	1.453,37
Nepal	1.611	-	-	12.282	-	-
Viet Nam	9.652.084	11.144.499	15,46	14.551.066	16.730.786	14,98
Maldives	16.542	102.101	517,22	5.113	50.106	879,96
India	12.167.769	13.162.281	8,17	40.772.792	50.630.159	24,18
Pakistan	803.481	1.731.666	115,52	2.051.304	1.569.759	-23,48
Bangladesh	12.488.877	12.622.002	1,07	10.825.967	11.882.218	9,76
Sri Lanka	1.298.824	396.759	-69,45	1.006.859	499.464	-50,39
Iraq	18.559	19.069	2,75	64.957	61.044	-6,02
Iran (Islamic Republic of)	35.700	20.000	-43,98	126.289	80.241	-36,46
Saudi Arabia	754.026	1.304.939	73,06	1.212.251	1.434.236	18,31
Israel	31.000	59.720	92,65	64.455	124.004	92,39
Kuwait	129.600	701.660	441,40	82.757	1.237.870	1.395,79
Jordan	280.188	231.110	-17,52	249.650	159.586	-36,08
Lebanon	4.375	16.283	272,18	30.524	95.380	212,48
Oman	61.337	41.400	-32,50	64.728	17.394	-73,13
Turkey	1.030.346	1.231.969	19,57	1.413.118	1.322.514	-6,41
United Arab Emirates	485.550	880.940	81,43	800.156	1.681.476	110,14
Qatar	78	2.704	3.366,67	4.920	30.288	515,62
Egypt	720.300	567.613	-21,20	715.201	555.907	-22,27
Libyan Arab Jamahiriya	5.278	1.020	-80,68	9.429	6.941	-26,39
Tunisia	21.600	21.600	-0	14.211	12.721	-10,49
Algeria	410.400	129.600	-68,42	273.756	75.234	-72,52
Sudan	85	-	-	420	-	-
Namibia	270	144	-46,67	5.250	2.800	-46,67
Ethiopia	1	10	1.438,46	759	1.250	64,69
Tanzania, United Rep. of	29.075	84.077	189,17	29.957	62.391	108,27
Kenya	21.600	216.680	903,15	18.889	152.974	709,86
Mozambique	10.080	-	-	28.578	-	-
Togo	1	-	-	17	-	-
Ghana	439.781	792.500	80,20	273.404	623.141	127,92
Guinea	50.000	68.342	36,68	18.000	48.385	168,81
Angola	-	8.226	-	-	125.868	-
Congo	2	575	34.972,56	87	30.734	35.275,23
Nigeria	1.447.890	349.656	-75,85	2.727.345	417.578	-84,69
Cote D'Ivoire	103.275	45.977	-55,48	308.356	85.682	-72,21
Senegal	3	709	21.515,85	811	1.848	127,87
Djibouti	12.800	-	-	30.976	-	-
South Africa	2.756.667	3.136.001	13,76	2.950.575	2.620.309	-11,19
Zambia	-	3.600	-	-	42.588	-
Mauritius	300	-	-	992	-	-
Australia	11.728.759	11.856.288	1,09	13.976.071	14.418.258	3,16
New Zealand	1.122.500	1.475.803	31,47	884.419	956.643	8,17
New Caledonia	-	578	-	-	25.665	-
Fiji	-	1.490	-	-	3.863	-
Solomon Islands	-	400	-	-	85	-

Lanjutan Tabel 3.6

Komoditas/Negara Tujuan	Berat Bersih (kg)		Perub %	Nilai FOB (US\$)		Perub %
	Jan-Jul 2023	Jan-Jul 2024		Jan-Jul 2023	Jan-Jul 2024	
	(1)	(2)	(3)	(4)	(5)	(6)
East Timor	128.420	381.105	196,76	378.894	290.314	-23,38
United States	7.600.884	16.010.379	110,64	199.646.136	215.002.049	7,69
Canada	147.987	219.705	48,46	313.697	474.127	51,14
Mexico	339.836	379.379	11,64	578.152	528.157	-8,65
Guatemala	305.400	329.000	7,73	202.255	201.396	-0,43
Honduras	-	150	-	-	137	-
Panama	11.520	-	-	30.732	-	-
Suriname	-	93	-	-	414	-
Chile	170.000	350.000	105,88	102.000	147.000	44,12
Venezuela	22.000	-	-	42.900	-	-
Argentina	43.200	130.912	203,04	28.944	111.940	286,75
Brazil	719.260	1.230.465	71,07	899.545	1.277.739	42,04
Colombia	70.980	56.518	-20,38	157.208	45.558	-71,02
Uruguay	66.820	64.400	-3,62	46.654	39.815	-14,66
Ecuador	86.400	108.032	25,04	54.864	63.133	15,07
Peru	430.400	1.098.550	155,24	283.553	644.181	127,18
Guyana	-	296	-	-	788	-
Belize	230	-	-	1.022	-	-
Dominican Republic	43.200	194.400	350,00	28.872	120.371	316,91
El Salvador	7.200	46.000	538,89	16.786	57.778	244,20
French Polynesia	-	643	-	-	27.930	-
United Kingdom	368.465	262.260	-28,82	2.947.999	1.193.069	-59,53
Netherlands	11.742.489	15.221.719	29,63	10.030.999	15.599.931	55,52
France	328.691	834.280	153,82	735.154	1.014.625	38,02
Germany, Fed. Rep. of	2.290.658	2.196.894	-4,09	5.689.931	8.798.619	54,63
Austria	937	1.190	27,07	237.398	276.896	16,64
Belgium	287.397	155.725	-45,82	462.359	280.142	-39,41
Switzerland	-	6.889	-	-	262.646	-
Luxembourg	-	30	-	-	108	-
Norway	13.873	169	-98,78	60.042	7.426	-87,63
Sweden	10	4.973	49.626,00	36	2.677	7.336,61
Finland	162.000	138.404	-14,57	71.280	126.046	76,83
Ireland	-0	1.522	1.346.839,82	19	123.313	657.045,87
Italy	1.269.490	1.077.994	-15,08	790.690	647.847	-18,07
Spain	921.767	318.682	-65,43	1.135.195	782.616	-31,06
Portugal	29.200	58.400	100,00	81.980	151.345	84,61
Greece	30.885	20.000	-35,24	68.374	45.120	-34,01
Hungary	-	1	-	-	5	-
Poland	112.015	129.800	15,88	211.793	283.634	33,92
Bulgaria	-	1.277	-	-	32.126	-
Belarus	-	50	-	-	3.273	-
Kazakhstan	72.274	71.471	-1,11	65.184	117.718	80,59
Turkmenistan	-	33.987	-	-	61.928	-
Uzbekistan	-	5.007	-	-	45.375	-
Lithuania	-	-0	-	-	16	-
Latvia	43.200	-	-	34.560	-	-
Estonia	44.000	-	-	110.839	-	-
Slovenia	-	24.000	-	-	29.186	-
Russia Federation	1.038.144	1.387.436	33,65	1.016.477	940.232	-7,50
<b>Pupuk</b>	<b>790.251.144</b>	<b>1.152.821.387</b>	<b>45,88</b>	<b>288.476.990</b>	<b>389.808.662</b>	<b>35,13</b>
Japan	11.464.560	17.373.699	51,54	3.313.751	5.295.721	59,81
Hong Kong	600	201.090	33.415,00	748	69.296	9.165,41
Korea, Republic of	10.288.040	46.731.014	354,23	3.270.483	15.339.537	369,03
Taiwan	13.288.381	37.162.972	179,67	4.495.247	12.128.041	169,80
China	38.013	11.812	-68,93	9.818	50.019	409,46
Papua New Guinea	10.384.000	17.740.000	70,84	9.026.238	12.475.499	38,21
Thailand	19.930.966	51.429.569	158,04	6.844.013	16.646.432	143,23
Singapore	688.822	781.810	13,50	168.212	247.532	47,15
Philippines	161.337.473	181.123.261	12,26	55.041.437	59.540.057	8,17
Malaysia	13.425.975	46.263.733	244,58	5.415.590	15.345.290	183,35
Myanmar	41.426.348	3.200.000	-92,28	13.173.579	1.084.000	-91,77
Cambodia	250.000	4.088.162	1.535,26	189.755	1.604.969	745,81
Brunei Darussalam	34.068	372.558	993,57	33.167	180.701	444,82
Viet Nam	85.795.814	93.569.616	9,06	28.398.854	28.564.895	0,58
Maldives	5.400	-	-	30.202	-	-
India	108.065.630	80.254.205	-25,74	43.614.578	30.356.169	-30,40
Pakistan	22.000	578.213	2.528,24	5.060	343.450	6.687,55
Bangladesh	-	3.000	-	-	1.442	-
Sri Lanka	125.000	27.045.215	21.536,17	69.625	8.372.367	11.924,94
Iraq	22.000	-	-	6.490	-	-
Saudi Arabia	3.750	-	-	24.000	-	-
Turkey	1.000.000	-	-	372.000	-	-
United Arab Emirates	-	360.000	-	-	188.052	-
Egypt	200.000	-	-	79.400	-	-
Tanzania, United Rep. of	-	500	-	-	960	-
Kenya	-	19.215	-	-	12.923	-
Mozambique	-	170.134	-	-	100.830	-
Togo	5	-	-	13	-	-
Ghana	-	25.000	-	-	50.000	-
Cameroon	25.000	75.941	203,76	108.000	92.805	-14,07

Lanjutan Tabel 3.6

Komoditas/Negara Tujuan	Berat Bersih (kg)		Perub %	Nilai FOB (US\$)		Perub %
	Jan-Jul 2023	Jan-Jul 2024		Jan-Jul 2023	Jan-Jul 2024	
	(1)	(2)	(3)	(4)	(5)	(6)
Sierra Leone	69.000	380.000	450,72	28.589	141.920	396,41
Cote D'Ivoire	12.720	12.720	-0	51.218	52.596	2,69
South Africa	3.360.000	3.584.280	6,68	1.364.640	1.399.483	2,55
Australia	158.122.884	505.781.466	219,87	64.490.780	167.216.619	159,29
New Zealand	4.555.000	6.335.300	39,08	1.422.112	1.947.049	36,91
Solomon Islands	54.500	25.414	-53,37	5.066	3.128	-38,26
East Timor	227.264	222.471	-2,11	102.563	162.250	58,20
United States	27.484.734	161.363	-99,41	9.398.949	77.678	-99,17
Canada	38.000	240.100	531,84	32.420	110.256	240,09
Mexico	32.915.652	-	-	10.467.177	-	-
Chile	33.056.955	380.000	-98,85	10.520.112	146.930	-98,60
Argentina	11.950.000	-	-	3.817.500	-	-
Colombia	-	27.009.555	-	-	10.432.441	-
Uruguay	38.530.386	-	-	12.313.506	-	-
French Polynesia	20.000	-	-	7.940	-	-
United Kingdom	1.200.000	-	-	446.400	-	-
Netherlands	-	20.000	-	-	5.240	-
France	36.004	88.000	144,42	10.084	22.088	119,05
Germany, Fed. Rep. of	500.000	-	-	196.000	-	-
Ireland	125.000	-	-	35.625	-	-
Italy	100.000	-	-	41.800	-	-
Spain	20.800	-	-	15.600	-	-
Poland	50.400	-	-	18.648	-	-
<b>Minyak Atsiri</b>	<b>13.346.592</b>	<b>17.892.416</b>	<b>34,06</b>	<b>219.784.755</b>	<b>302.853.550</b>	<b>37,80</b>
Japan	116.163	126.944	9,28	3.356.291	5.022.814	49,65
Hong Kong	28.207	15.827	-43,89	246.660	210.600	-14,62
Korea, Republic of	171.179	244.099	42,60	3.376.415	4.252.905	25,96
Taiwan	53.616	75.209	40,27	409.499	739.384	80,56
China	562.266	625.349	11,22	11.323.186	12.444.338	9,90
Macau	32	71	118,51	2.406	2.831	17,67
Papua New Guinea	1.836	2.050	11,69	28.705	37.834	31,80
Thailand	2.751.648	3.960.592	43,94	33.419.527	46.168.009	38,15
Singapore	879.672	868.081	-1,32	13.745.106	18.238.678	32,69
Philippines	1.479.114	1.889.587	27,75	18.650.174	19.738.780	5,84
Malaysia	411.947	604.983	46,86	4.018.318	7.077.311	76,13
Myanmar	283.705	157.162	-44,60	1.940.092	1.400.140	-27,83
Cambodia	8.723	11.804	35,32	71.681	81.222	13,31
Brunei Darussalam	384	649	68,78	4.321	6.353	47,02
Nepal	5.496	6.726	22,38	52.516	48.545	-7,56
Viet Nam	2.154.375	3.660.872	69,93	30.116.139	50.593.074	67,99
Maldives	1.052	5	-99,54	10.775	756	-92,98
India	1.094.897	1.015.972	-7,21	24.808.029	27.985.384	12,81
Pakistan	525.142	855.381	62,89	7.513.802	11.358.060	51,16
Bangladesh	110.735	169.150	52,75	1.105.841	1.484.775	34,27
Sri Lanka	494.735	31.999	-93,53	183.301	247.010	34,76
Iraq	828	4.502	443,77	3.632	32.896	805,79
Iran (Islamic Republic of)	12.800	8.800	-31,25	102.556	90.926	-11,34
Saudi Arabia	16.833	8.400	-50,10	110.159	221.679	101,24
Israel	4.925	3.292	-33,16	74.707	54.252	-27,38
Kuwait	75	64	-14,05	2.450	648	-73,57
Oman	-	960	-	-	19.642	-
Turkey	51.415	40.212	-21,79	1.470.117	1.584.649	7,79
United Arab Emirates	11.651	15.801	35,62	256.943	383.394	49,21
Qatar	2	-	-	2	-	-
Bahrain	230	-	-	58.800	-	-
Egypt	4.392	5.034	14,59	80.705	244.764	203,28
Algeria	1.080	-	-	17.370	-	-
Ethiopia	97.960	61.730	-36,98	386.375	230.926	-40,23
Madagascar	-	900	-	-	4.950	-
Kenya	3.960	6.203	56,64	105.341	125.648	19,28
Ghana	6.975	27.164	289,45	117.413	352.753	200,44
Angola	4.310	-	-	35.777	-	-
Nigeria	307.360	1.047.712	240,87	3.421.253	4.510.721	31,84
Cote D'Ivoire	400	-	-	5.440	-	-
Benin	957	-	-	7.437	-	-
Gambia	-	3.000	-	-	13.650	-
Seychelles	47	15	-68,09	715	80	-88,84
Djibouti	800	1.040	30,00	16.400	20.020	22,07
South Africa	1.475	18.631	1.163,06	49.369	297.330	502,26
Mauritius	288	222	-23,09	888	382	-56,99
Mayotte	1.480	-	-	20.790	-	-
Australia	133.395	223.809	67,78	2.888.782	4.558.865	57,81
New Zealand	14.928	20.181	35,19	240.914	192.675	-20,02
New Caledonia	81	-	-	2.681	-	-
Cook Islands	-	279	-	-	8.841	-
Fiji	3	1.900	56.515,02	5	12.000	255.219,15
Kiribati	-	14	-	-	188	-
Tonga	1.620	-	-	3.295	-	-
East Timor	30.149	46.800	55,23	205.002	180.784	-11,81
United States	466.862	657.176	40,76	19.426.144	22.014.773	13,33

Lanjutan Tabel 3.6

Komoditas/Negara Tujuan	Berat Bersih (kg)		Perub %	Nilai FOB (US\$)		Perub %
	Jan-Jul 2023	Jan-Jul 2024		Jan-Jul 2023	Jan-Jul 2024	
	(1)	(2)	(3)	(4)	(5)	(6)
Canada	3.339	11.410	241,76	89.239	185.056	107,37
Mexico	163.016	182.172	11,75	2.370.549	2.554.676	7,77
Guatemala	18.000	-	-	225.900	-	-
Chile	130	-	-	398	-	-
Argentina	2.125	2.159	1,58	100.178	128.466	28,24
Brazil	34.841	38.664	10,97	1.207.662	1.816.354	50,40
Colombia	7.520	6.455	-14,16	136.496	130.731	-4,22
Paraguay	1.800	2.300	27,78	23.670	31.895	34,75
Peru	200	-	-	4.400	-	-
Dominican Republic	14.515	14.515	-0	179.545	169.765	-5,45
United Kingdom	54.608	59.164	8,34	2.250.627	3.283.838	45,91
Netherlands	137.217	303.536	121,21	5.445.603	15.775.197	189,69
France	211.363	264.754	25,26	8.223.375	14.497.801	76,30
Germany, Fed. Rep. of	56.464	102.108	80,84	2.200.368	6.948.947	215,81
Austria	440	165	-62,50	94.600	42.706	-54,86
Belgium	45.300	77.082	70,16	2.044.924	3.011.088	47,25
Switzerland	116.372	12.129	-89,58	5.869.153	789.794	-86,54
Ireland	25.260	15.164	-39,97	422.030	300.575	-28,78
Italy	801	22.941	2.762,98	187.070	508.693	171,93
Spain	134.124	244.973	82,65	4.728.564	9.952.705	110,48
Portugal	530	255	-51,89	12.647	5.033	-60,20
Hungary	874	2.799	220,25	38.872	263.114	576,87
Poland	9	3	-64,00	2.350	46	-98,06
Bulgaria	1	1	-25,00	14	970	6.944,30
Lithuania	3	-	-	120	-	-
Latvia	-0	500	1.666.566,67	26	67.500	256.144,78
Estonia	4	-	-	2	-	-
Slovakia	-	102	-	-	949	-
Slovenia	650	190	-70,77	10.839	4.612	-57,45
Czech Republic	165	240	45,45	17.700	25.520	44,18
Russia Federation	4.715	2.284	-51,57	403.587	61.284	-84,82
<b>Pemberantas Hama (Formulasi)</b>	<b>32.434.897</b>	<b>35.680.111</b>	<b>10,01</b>	<b>211.739.704</b>	<b>238.292.991</b>	<b>12,54</b>
Japan	882.279	465.800	-47,20	3.964.327	4.261.156	7,49
Hong Kong	13.670	28.777	110,51	34.073	82.867	143,20
Korea, Republic of	741.812	554.578	-25,24	3.165.577	2.632.414	-16,84
Taiwan	606.120	462.664	-23,67	4.475.438	3.340.852	-25,35
China	1.440.396	1.186.726	-17,61	43.081.779	40.607.826	-5,74
Papua New Guinea	29.947	15.271	-49,01	34.050	21.612	-36,53
Thailand	2.780.282	3.161.213	13,70	28.702.006	26.386.128	-8,07
Singapore	770.465	689.770	-10,47	5.367.793	3.854.603	-28,19
Philippines	5.876.722	5.566.815	-5,27	32.480.477	34.490.368	6,19
Malaysia	1.930.751	2.956.642	53,13	16.579.311	20.254.927	22,17
Myanmar	29.541	100.330	239,63	813.768	2.713.659	233,47
Cambodia	1.329	73.002	5.393,99	4.405	3.816.531	86.550,24
Brunei Darussalam	7.321	15.916	117,39	35.460	39.143	10,39
Viet Nam	776.636	1.125.993	44,98	7.175.031	18.222.772	153,97
Maldives	67.536	113.826	68,54	283.463	496.843	75,28
India	8.002	-	-	16.848	-	-
Pakistan	812.862	499.981	-38,49	6.300.139	5.579.567	-11,44
Bangladesh	907.498	1.271.993	40,16	1.911.145	2.414.899	26,36
Sri Lanka	187.888	688.529	266,46	611.289	3.121.562	410,65
Iraq	-	1.072	-	-	73.260	-
Iran (Islamic Republic of)	-	33.664	-	-	89.988	-
Saudi Arabia	41.342	36.293	-12,21	537.396	198.059	-63,14
Israel	7.790	28.255	262,69	55.600	153.061	175,29
Jordan	7.209	7.524	4,36	143.626	144.204	0,40
Lebanon	66.960	-	-	81.182	-	-
Yemen	-	20.543	-	-	38.232	-
Oman	2.981	3.875	30,00	50.284	44.530	-11,44
Turkey	6.756	18.425	172,69	103.928	370.379	256,38
United Arab Emirates	28.379	5.664	-80,04	107.398	65.236	-39,26
Cyprus	-	5.445	-	-	11.535	-
Egypt	-	6.448	-	-	432.422	-
Libyan Arab Jamahiriya	44.861	90.851	102,52	65.795	116.736	77,42
Morocco	11.676	-	-	80.223	-	-
Sudan	3.180	7.420	133,33	35.064	48.490	38,29
Ethiopia	530	1.060	100,00	5.149	12.208	137,10
Tanzania, United Rep. of	622.896	443.891	-28,74	1.808.783	1.348.928	-25,42
Madagascar	691	-	-	1.638	-	-
Kenya	22.680	-	-	98.459	-	-
Mozambique	15.300	20.746	35,60	47.770	131.878	176,07
Togo	6.224	8.161	31,12	4.843	2.556	-47,22
Ghana	691	5.020	626,32	1.632	20.443	1.152,63
Liberia	-	11.500	-	-	45.018	-
Angola	22.060	636	-97,12	88.162	6.303	-92,85
Congo	11.735	22.947	95,55	39.761	90.209	126,88
Cameroon	106	848	700,00	171	12.398	7.158,28
Nigeria	12.360	54.481	340,79	104.174	87.177	-16,32
Gabon	-	76.851	-	-	249.808	-
Cote D'Ivoire	24.103	7.631	-68,34	91.657	25.449	-72,23



Lanjutan Tabel 3.6

Komoditas/Negara Tujuan	Berat Bersih (kg)		Perub %	Nilai FOB (US\$)		Perub %
	Jan-Jul 2023	Jan-Jul 2024		Jan-Jul 2023	Jan-Jul 2024	
	(1)	(2)	(3)	(4)	(5)	(6)
Senegal	-	7.200	-	-	29.610	-
Mali	20.738	636	-96,93	79.013	9.116	-88,46
Benin	5.048	-	-	16.116	-	-
Burkina Faso	-	7.488	-	-	18.135	-
Seychelles	48	-	-	266	-	-
Uganda	-	8.990	-	-	33.892	-
Chad	2.544	3.710	45,83	1.228	37.942	2.990,38
Djibouti	15.223	4.383	-71,21	40.929	19.615	-52,07
South Africa	130.794	336.910	157,59	283.942	555.908	95,78
Malawi	9.061	20.335	124,43	28.171	68.813	144,27
Comoros	-	2.763	-	-	20.106	-
Mauritius	83.259	136.640	64,11	217.020	473.394	118,13
Democratic Rep. of the Congo	51.064	66.916	31,04	167.886	191.603	14,13
Australia	3.874.256	5.132.896	32,49	27.275.950	27.699.675	1,55
New Zealand	844.046	686.361	-18,68	5.053.555	2.338.447	-53,73
Micronesia, Fed. States of	-	75	-	-	2.463	-
New Caledonia	6.665	-	-	16.630	-	-
Vanuatu	-	5	-	-	160	-
American Samoa	430	-	-	864	-	-
Cook Islands	-	8.342	-	-	10.151	-
Fiji	9.881	1.175	-88,11	14.208	4.120	-71,01
Kiribati	462	184	-60,28	1.115	726	-34,96
Samoa	-	8.956	-	-	11.269	-
Solomon Islands	-	756	-	-	3.433	-
East Timor	212.822	455.665	114,11	604.604	665.337	10,05
United States	250.837	3.744	-98,51	6.342.510	362.914	-94,28
Canada	-	1.536	-	-	8.514	-
Mexico	5.230.024	4.081.535	-21,96	8.229.836	7.267.433	-11,69
Guatemala	183.405	323.039	76,13	205.120	345.399	68,39
Honduras	92.228	46.484	-49,60	124.726	53.359	-57,22
Nicaragua	207.514	140.151	-32,46	274.200	158.751	-42,10
Panama	-0	23.816	11.907.890,00	-0	25.935	43.225.566,67
Chile	-	264	-	-	23.366	-
Argentina	1.551.860	3.037.201	95,71	1.994.751	13.744.341	589,03
Brazil	161.570	197.475	22,22	195.499	235.174	20,29
Colombia	20.783	32.194	54,90	248.100	240.426	-3,09
Uruguay	5.011	12.992	159,26	319.502	889.205	178,31
Paraguay	40.497	57.897	42,97	47.638	1.043.556	2.090,58
Ecuador	-	15.213	-	-	21.951	-
Peru	-	76.105	-	-	205.085	-
Guyana	-	9.042	-	-	13.145	-
Trinidad and Tobago	-	18.084	-	-	24.222	-
Bahamas	-	9.042	-	-	13.145	-
Jamaica	90.115	74.570	-17,25	253.289	142.645	-43,68
Puerto Rico	-	54.984	-	-	3.232.581	-
Dominican Republic	18.084	18.084	-0	27.434	27.434	-0
El Salvador	115.286	70.281	-39,04	146.203	80.299	-45,08
Haiti	19.904	-	-	62.871	-	-
Saint Lucia	8.820	20.300	130,16	9.954	22.620	127,25
United Kingdom	39.706	77.319	94,73	214.149	850.649	297,22
Netherlands	-	2	-	-	1	-
France	2	-	-	96	-	-
Germany, Fed. Rep. of	6	505	8.517,75	7	6.234	83.842,18
Italy	281.088	403.182	43,44	579.450	785.874	35,62
Greece	8.100	35.033	332,50	14.694	53.973	267,30
Poland	12.146	-	-	59.101	-	-
Romania	-	39.200	-	-	47.600	-
Turkmenistan	-	1.380	-	-	3.450	-
Georgia	-	11.996	-	-	13.561	-
Russia Federation	-	-0	-	-	1	-
<b>Kimia Dasar Organik yang Menghasilkan</b>	<b>87.387.451</b>	<b>89.513.392</b>	<b>2,43</b>	<b>207.327.361</b>	<b>196.228.764</b>	<b>-5,35</b>
<b>Bahan Kimia</b>						
Japan	19.794.479	18.662.632	-5,72	41.003.860	34.444.118	-16,00
Hong Kong	1.055.112	1.193.321	13,10	1.982.031	1.901.618	-4,06
Korea, Republic of	17.246.992	18.799.581	9,00	33.943.664	31.868.631	-6,11
Taiwan	1.953.379	2.254.377	15,41	3.843.036	4.119.736	7,20
China	1.049.155	677.826	-35,39	2.359.598	1.543.196	-34,60
Papua New Guinea	87.551	117.880	34,64	223.968	296.697	32,47
Thailand	962.554	779.752	-18,99	2.302.099	1.378.294	-40,13
Singapore	767.089	1.064.303	38,75	1.278.589	1.665.881	30,29
Philippines	1.552.321	528.126	-65,98	2.675.700	834.893	-68,80
Malaysia	14.845.479	10.665.751	-28,15	26.069.092	17.036.913	-34,65
Cambodia	146	-	-	11.351	-	-
Brunei Darussalam	5.880	6.786	15,41	14.641	14.473	-1,15
Viet Nam	684.043	1.772.469	159,12	1.429.110	3.142.840	119,92
Maldives	2.118	1.308	-38,24	4.872	3.381	-30,60
India	12.117.941	12.716.227	4,94	46.487.047	43.671.420	-6,06
Pakistan	835.335	923.454	10,55	2.086.993	2.269.279	8,73
Bangladesh	145.383	193.001	32,75	320.503	468.788	46,27
Sri Lanka	32.500	35.204	8,32	86.800	54.023	-37,76



Lanjutan Tabel 3.6

Komoditas/Negara Tujuan	Berat Bersih (kg)		Perub %	Nilai FOB (US\$)		Perub %
	Jan-Jul 2023	Jan-Jul 2024		Jan-Jul 2023	Jan-Jul 2024	
	(1)	(2)	(3)	(4)	(5)	(6)
Afghanistan	27.020	-	-	53.322	-	-
Saudi Arabia	3.882.490	2.478.749	-36,16	6.745.425	4.022.736	-40,36
Israel	353.600	554.240	56,74	1.373.204	2.011.063	46,45
Oman	-	185	-	-	167	-
Syria Arab Republic	24.000	-	-	67.000	-	-
Turkey	421.400	449.961	6,78	1.182.934	1.462.115	23,60
United Arab Emirates	78.880	198.102	151,14	130.730	307.123	134,93
Bahrain	600	-	-	1.697	-	-
Egypt	12.800	47.200	268,75	56.177	92.296	64,30
Morocco	-	13.500	-	-	39.050	-
Tunisia	13.500	-	-	41.910	-	-
Ethiopia	18.000	-	-	14.904	-	-
Tanzania, United Rep. of	20.000	-	-	38.200	-	-
Madagascar	244.125	388.961	59,33	638.264	909.698	42,53
Ghana	217.476	144.984	-33,33	439.619	303.776	-30,90
Nigeria	661.588	643.200	-2,78	2.889.095	1.738.561	-39,82
Senegal	21.000	42.000	100,00	49.960	92.324	84,79
South Africa	136.802	30.386	-77,79	249.709	200.390	-19,75
Democratic Rep. of the Congo	14.400	-	-	32.399	-	-
Australia	910.678	801.848	-11,95	1.955.702	1.810.441	-7,43
New Zealand	73.916	191.680	159,32	140.211	325.130	131,89
Guam	-	15.617	-	-	26.658	-
Vanuatu	55	49	-10,62	121	100	-17,26
East Timor	13.596	56.750	317,42	17.269	78.558	354,90
United States	1.610.914	3.136.632	94,71	7.443.884	13.111.155	76,13
Canada	49.600	234.000	371,78	251.492	989.102	293,29
Mexico	22.737	40	-99,82	41.452	20.937	-49,49
Chile	50	-	-	4	-	-
Argentina	-	21.000	-	-	24.298	-
Brazil	328.801	651.600	98,17	912.975	1.910.983	109,31
Colombia	51.480	55.600	8,00	155.873	127.955	-17,91
United Kingdom	42.000	105.100	150,24	90.603	170.973	88,70
Netherlands	1.525.051	5.075.745	232,82	4.440.792	9.907.303	123,10
France	109.880	177.500	61,54	448.403	675.641	50,68
Germany, Fed. Rep. of	1.102.257	918.092	-16,71	3.931.043	3.020.708	-23,16
Belgium	225.000	-	-	472.900	-	-
Switzerland	-	400	-	-	2.225	-
Norway	54.000	18.000	-66,67	101.004	31.521	-68,79
Finland	42.000	56.000	33,33	156.800	192.920	23,04
Ireland	-	18	-	-	592	-
Italy	255.800	357.070	39,59	940.270	1.180.988	25,60
Spain	962.250	1.791.200	86,15	3.191.966	5.159.336	61,64
Portugal	64.800	21.600	-66,67	241.920	74.088	-69,38
Hungary	172.800	-	-	643.680	-	-
Poland	89.250	34.500	-61,34	170.586	83.313	-51,16
Romania	69.000	46.000	-33,33	242.870	134.980	-44,42
Latvia	192.000	19.200	-90,00	715.200	69.120	-90,34
Slovakia	-	1	-	-	3	-
Slovenia	36.000	91.235	153,43	134.400	342.841	155,09
Russia Federation	98.400	253.449	157,57	358.440	863.416	140,88
<b>Kimia Dasar Organik Lainnya</b>	<b>68.017.316</b>	<b>76.008.264</b>	<b>11,75</b>	<b>169.341.469</b>	<b>168.881.598</b>	<b>-0,27</b>
Japan	1.850.598	1.327.947	-28,24	14.590.325	9.137.992	-37,37
Hong Kong	9.247	11.667	26,18	73.248	108.183	47,69
Korea, Republic of	5.935.210	1.964.853	-66,89	15.433.540	4.691.972	-69,60
Taiwan	464.418	518.998	11,75	2.490.481	2.398.549	-3,69
China	5.453.585	4.208.656	-22,83	12.526.272	19.056.148	52,13
Papua New Guinea	17.160	698	-95,93	12.647	2.926	-76,86
Thailand	2.447.730	3.421.712	39,79	8.358.659	5.924.238	-29,12
Singapore	5.366.529	33.142.602	517,58	8.420.858	33.881.348	302,35
Philippines	1.175.794	1.017.152	-13,49	2.266.743	1.498.777	-33,88
Malaysia	33.998.061	14.482.318	-57,40	29.759.110	9.551.375	-67,90
Myanmar	67.800	75.000	10,62	62.106	61.124	-1,58
Cambodia	78	26	-66,23	4.597	187	-95,94
Brunei Darussalam	40.743	3.841	-90,57	102.076	22.743	-77,72
Nepal	1.511	148	-90,18	12.908	747	-94,21
Viet Nam	2.115.765	2.453.573	15,97	9.425.082	9.578.988	1,63
Maldives	1.696	357	-78,92	13.990	2.037	-85,44
India	1.313.968	2.228.922	69,63	8.633.973	9.276.338	7,44
Pakistan	478.894	519.088	8,39	1.647.143	1.159.539	-29,60
Bangladesh	355.265	3.193.256	798,84	477.439	2.424.832	407,88
Sri Lanka	18.480	25.011	35,34	231.420	261.406	12,96
Iran (Islamic Republic of)	800	1.000	25,00	21.939	24.568	11,98
Saudi Arabia	88.950	108.520	22,00	257.859	458.487	77,81
Israel	12.000	3.000	-75,00	12.883	2.208	-82,86
Kuwait	-	8.035	-	-	79.129	-
Jordan	25	-	-	186	-	-
Lebanon	2.000	5.200	160,00	3.325	11.885	257,44
Oman	12.800	3.860	-69,84	34.174	39.199	14,70
Turkey	56.726	65.504	15,47	391.898	380.789	-2,83
United Arab Emirates	263.755	372.968	41,41	883.946	1.190.107	34,64

Lanjutan Tabel 3.6

Komoditas/Negara Tujuan	Berat Bersih (kg)		Perub %	Nilai FOB (US\$)		Perub %
	Jan-Jul 2023	Jan-Jul 2024		Jan-Jul 2023	Jan-Jul 2024	
	(1)	(2)	(3)	(4)	(5)	(6)
Qatar	12.480	31.210	150,08	35.183	80.267	128,14
Egypt	242.010	277.526	14,68	1.565.394	1.534.276	-1,99
Tunisia	-	965	-	-	9.800	-
Algeria	-	965	-	-	9.800	-
Ethiopia	17.000	-	-	105.234	-	-
Madagascar	3.000	3.000	-0	11.400	13.050	14,47
Kenya	17.900	2.250	-87,43	59.504	15.725	-73,57
Ghana	100	6.400	6.300,00	2.740	18.151	562,45
Nigeria	77.733	222.369	186,07	630.957	881.591	39,72
Mauritania	-	9.600	-	-	27.153	-
Djibouti	8.000	-	-	54.502	-	-
South Africa	233.385	53.909	-76,90	1.308.373	671.082	-48,71
Mauritius	5.100	5.200	1,96	16.115	17.182	6,62
Australia	826.496	842.023	1,88	1.763.043	1.490.672	-15,45
New Zealand	7.000	41.876	498,22	10.315	124.208	1.104,17
East Timor	25.537	3.247	-87,28	20.013	8.772	-56,17
United States	2.384.548	1.930.145	-19,06	23.301.797	21.237.768	-8,86
Canada	-	153.120	-	-	936.706	-
Mexico	22.576	40.936	81,33	494.105	696.421	40,95
Guatemala	-	9.600	-	-	131.459	-
Chile	490.000	405.000	-17,35	2.673.852	2.133.895	-20,19
Venezuela	400	-	-	8.308	-	-
Argentina	1.314	41	-96,86	16.922	4.291	-74,64
Brazil	187.949	472.558	151,43	2.227.698	4.182.709	87,76
Colombia	4.000	20.251	406,27	75.000	207.403	176,54
Uruguay	400	-	-	214.163	-	-
Peru	400	-	-	6.600	-	-
Costa Rica	10.000	-	-	50.737	-	-
United Kingdom	22.015	47.981	117,95	558.309	1.057.620	89,43
Netherlands	908.904	1.325.632	45,85	8.153.768	11.337.064	39,04
France	39.026	56.932	45,88	811.029	588.770	-27,40
Germany, Fed. Rep. of	584.648	377.169	-35,49	5.682.284	4.861.529	-14,44
Austria	-	225	-	-	4.016	-
Belgium	15.760	355	-97,75	125.659	10.976	-91,26
Switzerland	40.517	1.212	-97,01	835.789	263.938	-68,42
Denmark	20	-	-	1.845	-	-
Norway	100.000	100.000	-0	512.659	455.309	-11,19
Sweden	-	10.000	-	-	46.856	-
Ireland	-0	-	-	1	-	-
Italy	27.825	62.149	123,36	598.552	975.662	63,00
Spain	98.000	244.959	149,96	985.740	2.956.362	199,91
Hungary	2	7	240,00	561	143	-74,45
Poland	-	15.000	-	-	79.434	-
Lithuania	-	400	-	-	10.400	-
Slovakia	-	-0	-	-	1	-
Slovenia	20.000	50	-99,75	24.930	2.693	-89,20
Faeroe Islands	-	20.000	-	-	96.292	-
Russia Federation	33.685	50.090	48,70	249.562	476.328	90,87
<b>Karet Buatan</b>	<b>92.493.550</b>	<b>86.011.447</b>	<b>-7,01</b>	<b>166.589.904</b>	<b>181.078.140</b>	<b>8,70</b>
Japan	343.708	310.381	-9,70	585.394	480.919	-17,85
Hong Kong	13.663	9.039	-33,84	71.297	47.650	-33,17
Korea, Republic of	533.733	954.698	78,87	644.227	1.298.038	101,49
Taiwan	218	1.604	634,43	5.058	439	-91,32
China	24.388.069	17.815.567	-26,95	45.681.732	39.175.491	-14,24
Thailand	9.774.679	9.437.572	-3,45	21.390.530	24.519.908	14,63
Singapore	236.497	114.379	-51,64	253.212	194.738	-23,09
Philippines	46.329	51.327	10,79	73.446	54.861	-25,30
Malaysia	3.127.094	2.836.647	-9,29	3.080.619	2.829.453	-8,15
Myanmar	2.303	2.501	8,60	106.323	108.843	2,37
Cambodia	540	-	-	7.694	-	-
Brunei Darussalam	1.000	-	-	3.960	-	-
Viet Nam	3.039.123	2.611.778	-14,06	2.510.384	2.113.712	-15,80
India	4.023.792	968.420	-75,93	3.970.590	1.430.143	-63,98
Pakistan	-	225.000	-	-	167.487	-
Bangladesh	-	24.000	-	-	25.880	-
Sri Lanka	4.131	-	-	11.713	-	-
Saudi Arabia	-	162.000	-	-	161.210	-
Kuwait	-	4	-	-	6	-
Oman	-	21.710	-	-	3.770	-
United Arab Emirates	108.284	256.544	136,92	229.309	326.121	42,22
Bahrain	-	12.741	-	-	78.472	-
Reunion	-	120	-	-	112	-
Australia	8.553.864	9.061.556	5,94	6.397.332	8.089.283	26,45
New Zealand	1.823.900	2.144.300	17,57	1.570.826	2.195.648	39,78
Fiji	5	-	-	24	-	-
East Timor	-	1	-	-	3	-
United States	8.076.273	6.282.565	-22,21	16.502.775	15.219.304	-7,78
Canada	5.511.780	4.785.225	-13,18	10.078.679	8.944.503	-11,25
Mexico	1.028.786	833.787	-18,95	2.001.785	1.857.852	-7,19
Brazil	2.550.590	4.435.754	73,91	6.592.717	11.314.433	71,62

Lanjutan Tabel 3.6

Komoditas/Negara Tujuan	Berat Bersih (kg)		Perub %	Nilai FOB (US\$)		Perub %
	Jan-Jul 2023	Jan-Jul 2024		Jan-Jul 2023	Jan-Jul 2024	
	(1)	(2)	(3)	(4)	(5)	(6)
United Kingdom	55	3	-93,93	225	2.109	837,17
Netherlands	8.841.581	10.255.090	15,99	19.984.566	28.679.891	43,51
France	1.081.282	1.716.840	58,78	2.185.821	4.040.154	84,83
Germany, Fed. Rep. of	845	31	-96,38	992	245	-75,32
Switzerland	-	1	-	-	5	-
Italy	315.613	1.163.814	268,75	651.237	2.511.035	285,58
Spain	176.904	1.027.531	480,84	421.032	2.229.558	429,55
Greece	3.102.832	-	-	7.531.132	-	-
Poland	346.273	1.063.575	207,15	714.009	2.609.814	265,52
Romania	78.883	1.065.389	1.250,59	186.559	2.177.148	1.067,00
Bulgaria	-	115.197	-	-	104.829	-
Croatia	-	3.606.878	-	-	10.572.528	-
Slovenia	5.360.921	2.637.631	-50,80	13.144.706	7.508.402	-42,88
Rep. of Macedonia	-	247	-	-	4.144	-
<b>Cat dan Tinta Cetak</b>	<b>36.896.653</b>	<b>28.277.926</b>	<b>-23,36</b>	<b>118.479.937</b>	<b>105.439.645</b>	<b>-11,01</b>
Japan	652.372	604.144	-7,39	3.102.404	3.434.265	10,70
Hong Kong	118.203	101.360	-14,25	491.381	413.180	-15,91
Korea, Republic of	337.636	450.248	33,35	3.034.127	3.534.765	16,50
Taiwan	636.234	546.194	-14,15	2.558.283	2.130.555	-16,72
China	11.591.250	402.562	-96,53	7.262.226	3.072.283	-57,70
Papua New Guinea	171.855	34.365	-80,00	391.231	105.548	-73,02
Thailand	1.180.548	1.189.767	0,78	5.339.474	4.808.221	-9,95
Singapore	6.313.489	6.144.123	-2,68	38.340.860	23.638.704	-38,35
Philippines	1.473.703	1.746.585	18,52	6.346.569	5.616.796	-11,50
Malaysia	1.112.404	1.556.562	39,93	4.136.794	5.160.382	24,74
Myanmar	10.032	39.094	289,69	44.287	138.410	212,53
Cambodia	115.826	133.671	15,41	254.735	198.224	-22,18
Brunei Darussalam	34.179	39.274	14,91	152.999	161.015	5,24
Nepal	4.698	3.037	-35,36	35.071	16.773	-52,17
Viet Nam	3.574.315	4.782.743	33,81	10.944.743	13.400.988	22,44
Maldives	142.669	57.761	-59,51	920.744	365.880	-60,26
India	1.388.622	1.831.680	31,91	7.664.902	9.808.679	27,97
Pakistan	121.933	188.834	54,87	484.210	730.940	50,96
Bangladesh	165.851	208.643	25,80	759.962	984.361	29,53
Sri Lanka	326.214	361.888	10,94	1.247.093	1.381.516	10,78
Iraq	18.584	3.992	-78,52	1.027	3.779	267,88
Saudi Arabia	4.000	8.210	105,25	22.200	42.245	90,29
Jordan	2.510	1.262	-49,75	27.695	14.465	-47,77
Turkey	1.637.575	512.167	-68,72	3.622.935	1.236.684	-65,87
United Arab Emirates	156.673	199.297	27,21	684.427	854.170	24,80
Qatar	136	1.680	1.135,66	392	8.982	2.190,23
Egypt	148	9	-93,91	5.133	55	-98,92
Libyan Arab Jamahiriya	-	20	-	-	2.145	-
Tanzania, United Rep. of	112	-	-	1.119	-	-
Kenya	-	60	-	-	128	-
Reunion	-	149	-	-	1.089	-
Ghana	1.402	3.888	177,32	7.653	31.638	313,42
Liberia	-	5.756	-	-	16.944	-
Nigeria	816.212	654.039	-19,87	2.880.968	2.083.781	-27,67
Cote D'Ivoire	40	-	-	120	-	-
Senegal	-	44.491	-	-	4.520	-
Seychelles	-	173	-	-	658	-
South Africa	468.162	470.225	0,44	1.019.918	1.034.063	1,39
Comoros	-	585	-	-	556	-
Mauritius	2.525	918	-63,64	573	112	-80,46
Australia	1.473.333	2.534.778	72,04	5.045.260	7.273.127	44,16
New Zealand	398.867	805.140	101,86	1.545.630	2.718.369	75,87
Fiji	25	9.355	37.320,64	28	28.378	101.249,29
Solomon Islands	42	1.780	4.129,94	877	17.321	1.875,38
East Timor	1.390.647	1.647.430	18,46	2.235.574	2.493.432	11,53
United States	684.449	739.868	8,10	5.012.186	6.930.750	38,28
Canada	21	759	3.462,29	86	15.888	18.289,17
Mexico	137.910	74.015	-46,33	1.186.306	471.348	-60,27
Chile	-	737	-	-	17.305	-
Brazil	63.652	17.828	-71,99	453.906	184.534	-59,35
Colombia	-	29	-	-	489	-
Uruguay	-	101	-	-	1.779	-
Peru	-	273	-	-	6.068	-
Trinidad and Tobago	8.699	-	-	711	-	-
Costa Rica	10.500	1.139	-89,15	73.945	14.527	-80,35
French Polynesia	10	-	-	34	-	-
U.S. Virgin Islands	-	360	-	-	1.800	-
United Kingdom	17.045	16.334	-4,17	157.227	174.998	11,30
Netherlands	18.229	46.557	155,39	187.429	249.528	33,13
France	62	5	-92,07	481	25	-94,85
Germany, Fed. Rep. of	44.169	5.813	-86,84	468.660	102.791	-78,07
Belgium	51.673	9.368	-81,87	102.839	17.749	-82,74
Switzerland	820	-0	-99,99	37.107	13	-99,97
Denmark	85	9	-89,02	2.345	94	-95,97
Norway	208	-	-	1.300	-	-

Lanjutan Tabel 3.6

Komoditas/Negara Tujuan	Berat Bersih (kg)		Perub %	Nilai FOB (US\$)		Perub %
	Jan-Jul 2023	Jan-Jul 2024		Jan-Jul 2023	Jan-Jul 2024	
(1)	(2)	(3)	(4)	(5)	(6)	(7)
Sweden	-	6.996	-	-	36.874	-
Ireland	-	348	-	-	10.983	-
Italy	31	6.483	20.745,98	349	64.066	18.279,21
Spain	13.748	13.000	-5,44	141.820	135.090	-4,75
Portugal	11	2	-81,82	43	41	-4,29
Greece	598	-	-	7.418	-	-
Hungary	432	-	-	3.888	-	-
Poland	1.273	9.962	682,56	28.234	34.776	23,17
<b>Kimia Dasar Organik untuk Bahan Baku Zat Warna</b>	<b>15.604.329</b>	<b>18.538.177</b>	<b>18,80</b>	<b>80.753.794</b>	<b>92.936.307</b>	<b>15,09</b>
Japan	598.303	684.457	14,40	4.115.052	3.771.540	-8,35
Hong Kong	2.811	22.890	714,29	45.325	67.087	48,01
Korea, Republic of	749.846	582.086	-22,37	3.436.523	2.693.374	-21,63
Taiwan	500.254	542.053	8,36	3.039.629	2.870.946	-5,55
China	919.300	1.263.130	37,40	6.899.689	10.021.659	45,25
Mongolia	136	-	-	11.560	-	-
Macau	-	3	-	-	42	-
Papua New Guinea	6	-	-	27	-	-
Thailand	895.761	288.250	-67,82	3.003.636	1.967.269	-34,50
Singapore	2.496.119	2.698.411	8,10	14.979.970	16.205.000	8,18
Philippines	601.938	428.645	-28,79	2.400.365	1.739.693	-27,52
Malaysia	617.568	848.296	37,36	1.607.756	1.913.048	18,99
Myanmar	20	13	-36,21	1.980	275	-86,11
Cambodia	10.000	-0	-100,00	30.490	8	-99,97
Brunei Darussalam	-	30	-	-	1.540	-
Viet Nam	1.085.427	1.790.159	64,93	4.126.501	6.035.155	46,25
Maldives	-	100	-	-	848	-
India	253.262	207.343	-18,13	1.466.472	1.507.804	2,82
Pakistan	746.266	971.445	30,17	4.053.006	4.387.222	8,25
Bangladesh	1.973.750	3.303.151	67,35	6.146.388	6.366.813	3,59
Sri Lanka	1.760	14.600	729,45	24.584	114.055	363,93
Iran (Islamic Republic of)	900	-	-	8.828	-	-
Saudi Arabia	45	253	461,32	1.011	3.226	218,96
Israel	54.210	-	-	190.499	-	-
Oman	-	4.750	-	-	29.505	-
Turkey	473.861	650.796	37,34	4.481.091	5.594.505	24,85
United Arab Emirates	1.080	2.333	115,93	6.347	34.797	448,26
Cyprus	1	-	-	10	-	-
Egypt	100	450	350,00	2.238	14.256	537,00
Algeria	32.500	32.500	-0	36.050	27.275	-24,34
Ethiopia	200	300	50,00	3.788	2.600	-31,36
Tanzania, United Rep. of	150	-	-	563	-	-
Kenya	590	770	30,51	12.887	13.339	3,51
Ghana	1.175	875	-25,53	4.406	2.931	-33,48
Angola	505	-	-	6.634	-	-
Nigeria	992.168	155.078	-84,37	789.018	412.800	-47,68
Mauritania	1.170	-	-	702	-	-
Djibouti	800	800	-0	3.000	2.680	-10,67
Swaziland	25	-	-	303	-	-
South Africa	5.300	6.950	31,14	91.683	103.942	13,37
Mauritius	1.134	45.640	3.924,69	3.517	46.015	1.208,36
Australia	44.713	125.086	179,75	70.441	191.902	172,43
New Zealand	1.870	268	-85,69	8.105	4.216	-47,99
Fiji	6.000	-	-	97.200	-	-
Tonga	-	690	-	-	3.864	-
East Timor	2.311	2.379	2,96	18.533	20.618	11,25
United States	305.245	510.593	67,27	3.804.297	4.649.673	22,22
Canada	66.000	154.004	133,34	248.713	542.252	118,02
Mexico	261.187	348.769	33,53	1.391.478	1.978.099	42,16
Guatemala	50	-	-	1.248	-	-
Honduras	5.525	99.540	1.701,63	115.426	1.039.447	800,53
Panama	5.500	2.580	-53,09	117.013	39.650	-66,11
Chile	8.850	19.276	117,81	83.881	181.769	116,70
Argentina	1.680	15.710	835,12	28.963	112.848	289,63
Brazil	60.745	144.910	138,55	1.097.558	1.817.877	65,63
Colombia	58.450	74.330	27,17	526.750	588.214	11,67
Ecuador	-	1.440	-	-	21.070	-
Peru	2.800	12.100	332,14	42.385	42.957	1,35
Dominican Republic	1.150	1.270	10,43	1.610	2.205	36,98
El Salvador	40.000	60.200	50,50	314.601	488.641	55,32
United Kingdom	-	140	-	-	11.707	-
Netherlands	277.379	314.125	13,25	2.528.996	3.887.001	53,70
France	58	1	-97,92	228	8	-96,54
Germany, Fed. Rep. of	667.958	691.203	3,48	5.036.274	4.558.155	-9,49
Belgium	204.090	299.762	46,88	1.661.957	2.342.523	40,95
Switzerland	24.010	46.723	94,60	396.773	823.111	107,45
Luxembourg	-0	-	-	1	-	-
Sweden	154.000	242.200	57,27	452.255	542.737	20,01
Italy	7.876	71.500	807,83	54.215	187.324	245,52
Spain	30.685	422.818	1.277,95	313.721	1.743.670	455,80

Lanjutan Tabel 3.6

Komoditas/Negara Tujuan	Berat Bersih (kg)		Perub %	Nilai FOB (US\$)		Perub %
	Jan-Jul 2023	Jan-Jul 2024		Jan-Jul 2023	Jan-Jul 2024	
	(1)	(2)	(3)	(4)	(5)	(6)
Portugal	345.506	220.003	-36,32	1.290.482	782.172	-39,39
Greece	2.250	-	-	19.150	-	-
Russia Federation	-0	110.000	54.999.900,00	10	381.351	3.813.412,60
<b>Perekat/Lem</b>	<b>6.378.120</b>	<b>6.445.045</b>	<b>1,05</b>	<b>21.888.524</b>	<b>20.474.311</b>	<b>-6,46</b>
Japan	163.980	160.105	-2,36	458.799	469.638	2,36
Hong Kong	2.047	326	-84,06	29.970	26.019	-13,18
Korea, Republic of	190.159	204.813	7,71	493.421	539.731	9,39
Taiwan	19.803	15.437	-22,05	32.976	44.037	33,54
China	44.512	51.954	16,72	170.119	157.421	-7,46
Papua New Guinea	73	245	235,20	1.059	1.246	17,60
Thailand	2.008.624	1.744.132	-13,17	5.614.926	5.461.066	-2,74
Singapore	151.019	209.697	38,85	989.586	1.569.802	58,63
Philippines	327.556	526.888	60,85	834.391	1.062.873	27,38
Malaysia	463.218	736.342	58,96	1.044.193	1.453.147	39,16
Myanmar	405.338	44.943	-88,91	1.695.335	217.519	-87,17
Cambodia	6.244	72.855	1.066,84	38.285	152.765	299,02
Brunei Darussalam	6.578	2.046	-68,90	64.425	22.013	-65,83
Viet Nam	1.353.243	1.375.484	1,64	3.353.648	3.143.031	-6,28
Maldives	4.441	8.166	83,90	34.187	65.012	90,17
India	57.219	143.086	150,07	213.300	371.359	74,10
Pakistan	66.420	66.790	0,56	125.403	143.186	14,18
Bangladesh	109.224	55.414	-49,27	358.396	188.391	-47,44
Sri Lanka	3.505	11.677	233,13	16.280	76.594	370,48
Iraq	13.334	14.124	5,93	77.171	82.137	6,44
Iran (Islamic Republic of)	-	333	-	-	605	-
Saudi Arabia	60.052	119.928	99,71	406.759	566.891	39,37
Kuwait	10.659	3.462	-67,52	84.378	28.004	-66,81
Jordan	43.377	15.229	-64,89	290.942	115.233	-60,39
Lebanon	22.119	32.549	47,16	180.097	257.111	42,76
Turkey	25	368	1.395,93	65	32.800	50.400,38
United Arab Emirates	56.140	56.959	1,46	455.213	454.495	-0,16
Qatar	5.824	5.786	-0,66	42.190	42.483	0,70
Bahrain	5.435	-	-	44.062	-	-
Egypt	2.077	1	-99,95	22.998	3	-99,99
Libyan Arab Jamahiriya	8.607	12.608	46,49	55.511	102.559	84,75
Algeria	31.587	65.445	107,19	213.345	440.483	106,47
Sudan	534	-	-	6	-	-
Tanzania, United Rep. of	83.399	81.771	-1,95	616.142	584.806	-5,09
Madagascar	-	4.109	-	-	11.512	-
Somalia	12.000	-	-	36.000	-	-
Kenya	36.043	48.217	33,78	297.981	403.691	35,48
Mozambique	2.750	4.120	49,83	10.365	10.134	-2,22
Ghana	96.711	53.195	-45,00	1.152.904	680.750	-40,95
Congo	1	-	-	6	-	-
Uganda	127.544	27.816	-78,19	1.124.059	245.326	-78,17
South Africa	20.167	1.444	-92,84	29.760	3.580	-87,97
Burundi	-	13.803	-	-	126.727	-
Mauritius	-	5	-	-	9	-
Rwanda	5.853	-	-	54.858	-	-
Democratic Rep. of the Congo	43	-	-	163	-	-
Australia	156.391	173.559	10,98	473.533	478.187	0,98
New Zealand	1.152	11.328	883,33	2.791	25.819	824,97
New Caledonia	-	2	-	-	71	-
Vanuatu	49	-	-	239	-	-
Fiji	-	5	-	-	250	-
East Timor	115.336	191.740	66,25	225.037	234.630	4,26
Antartica	9.945	-	-	79.787	-	-
United States	1.825	27.113	1.385,46	7.093	98.617	1.290,36
Canada	7	2	-65,71	820	280	-65,85
Mexico	2.351	2.210	-6,01	5.959	5.623	-5,64
Suriname	300	315	5,00	3.600	4.211	16,96
Argentina	-0	1	7.271,43	3.855	1.488	-61,39
Brazil	50	-	-	407	-	-
Ecuador	-0	-	-	6	-	-
Guyana	13.500	375	-97,22	61.948	998	-98,39
Jamaica	20	-	-	760	-	-
Dominican Republic	-	70	-	-	102	-
French Polynesia	-	2	-	-	25	-
United Kingdom	67	31	-53,66	7.030	148	-97,89
Netherlands	1	48	4.650,00	51	9.602	18.558,76
France	-	14	-	-	22	-
Germany, Fed. Rep. of	3.333	310	-90,70	27.992	8.347	-70,18
Switzerland	-	1	-	-	20	-
Sweden	543	1.751	222,40	14.596	58.003	297,39
Italy	2.777	4.385	57,92	18.989	25.701	35,35
Spain	-	35	-	-	1.697	-
Greece	2	-	-	230	-	-
Hungary	-	49	-	-	5	-
Romania	32	122	287,31	2.281	2.799	22,72
Ukraine	-	10.828	-	-	88.234	-

Lanjutan Tabel 3.6

Komoditas/Negara Tujuan	Berat Bersih (kg)		Perub %	Nilai FOB (US\$)		Perub %
	Jan-Jul 2023	Jan-Jul 2024		Jan-Jul 2023	Jan-Jul 2024	
	(1)	(2)	(3)	(4)	(5)	(6)
Georgia	5.372	-	-	32.539	-	-
Croatia	10	5	-50,00	469	232	-50,58
Slovenia	8	6	-25,00	1.060	60	-94,34
Czech Republic	110	3.065	2.686,66	308	19.271	6.165,75
Russia Federation	37.459	26.000	-30,59	153.468	55.679	-63,72
<b>Kimia Dasar Anorganik Klor dan Alkali</b>	<b>66.781.535</b>	<b>48.883.256</b>	<b>-26,80</b>	<b>22.710.665</b>	<b>20.173.176</b>	<b>-11,17</b>
Japan	43.023	24.002	-44,21	327.510	178.664	-45,45
Hong Kong	41.542	6.400	-84,59	109.648	19.841	-81,91
Korea, Republic of	368.884	58.398	-84,17	379.396	134.460	-64,56
Taiwan	56.800	118.082	107,89	36.166	65.602	81,39
China	27.079	27	-99,90	20.928	20	-99,91
Thailand	216.042	1.068.794	394,72	100.192	494.464	393,52
Singapore	6.952.028	8.570.882	23,29	1.465.155	3.223.854	120,03
Philippines	2.513.022	6.317.736	151,40	1.280.048	2.735.612	113,71
Malaysia	15.226.443	22.946.655	50,70	6.587.247	8.035.121	21,98
Myanmar	683.100	-	-	273.400	-	-
Viet Nam	14.285.759	542.761	-96,20	3.396.221	530.588	-84,38
India	397.812	379.115	-4,70	375.823	434.562	15,63
Sri Lanka	100	393	292,50	42	3.840	9.042,86
Saudi Arabia	75.000	52.208	-30,39	10.875	11.106	2,12
Yemen	-	5.000	-	-	2.300	-
Turkey	-	575	-	-	440	-
United Arab Emirates	18.000	10.001	-44,44	13.394	5.993	-55,25
Sudan	110.000	-	-	71.060	-	-
Kenya	273.000	150.000	-45,05	50.562	52.500	3,83
Nigeria	3.829.000	3.868.322	1,03	1.814.745	1.861.165	2,56
Australia	20.844.259	3.035.479	-85,44	5.479.112	1.305.091	-76,18
New Zealand	626.640	1.592.214	154,09	715.539	847.298	18,41
East Timor	26.370	76.492	190,07	37.243	54.776	47,08
United States	4	297	8.193,27	1.010	25.844	2.458,86
Canada	75.000	-	-	104.414	-	-
Ecuador	10.800	20.814	92,72	11.556	22.434	94,13
Peru	6.824	14.202	108,12	18.662	49.126	163,23
Netherlands	-	23.900	-	-	66.920	-
France	2	-	-	2	-	-
Germany, Fed. Rep. of	-	1	-	-	4	-
Belgium	-	7	-	-	11.450	-
Switzerland	2	-	-	1	-	-
Norway	75.000	-	-	30.713	-	-
Italy	-	500	-	-	100	-
<b>Pernis (Termasuk Mastik)</b>	<b>2.204.878</b>	<b>2.480.763</b>	<b>12,51</b>	<b>6.915.289</b>	<b>7.613.547</b>	<b>10,10</b>
Japan	282.612	173.177	-38,72	1.083.586	639.959	-40,94
Hong Kong	15.704	18.469	17,61	39.789	42.765	7,48
Korea, Republic of	35.686	28.737	-19,47	100.954	74.819	-25,89
Taiwan	10.554	20.020	89,70	31.903	59.587	86,77
China	31.385	138.560	341,49	98.956	645.320	552,13
Papua New Guinea	14.454	1.546	-89,30	27.250	4.388	-83,90
Thailand	458.264	738.125	61,07	1.607.987	2.440.977	51,80
Singapore	242.135	307.403	26,95	892.635	857.149	-3,98
Philippines	157.236	165.839	5,47	587.767	592.853	0,87
Malaysia	272.078	209.678	-22,93	685.336	554.912	-19,03
Myanmar	7.084	3.105	-56,16	101.340	9.235	-90,89
Cambodia	83	78	-6,14	793	2.801	253,04
Brunei Darussalam	953	-	-	3.634	-	-
Nepal	625	740	18,35	3.517	1.614	-54,11
Viet Nam	438.820	489.420	11,53	1.046.749	1.165.032	11,30
Maldives	5.878	3.613	-38,52	24.610	11.341	-53,92
India	59.938	33.694	-43,79	121.354	93.399	-23,04
Pakistan	2.850	1.525	-46,51	4.643	1.480	-68,12
Bangladesh	20.440	5.710	-72,06	36.281	9.397	-74,10
Sri Lanka	12.421	6.912	-44,35	37.394	18.471	-50,60
Turkey	-	1.000	-	-	5.250	-
United Arab Emirates	-	69	-	-	450	-
Qatar	-	100	-	-	125	-
Egypt	-	793	-	-	-0	-
Madagascar	-	3.090	-	-	79.205	-
Reunion	441	-	-	464	-	-
Cote D'Ivoire	40	-	-	60	-	-
Senegal	-	8	-	-	180	-
Uganda	-	-0	-	-	-0	-
Australia	54.382	39.317	-27,70	203.559	121.883	-40,12
New Zealand	37.200	-	-	65.446	-	-
East Timor	41.056	89.848	118,84	91.422	177.528	94,19
United States	5	24	369,62	254	181	-28,84
Brazil	-	21	-	-	128	-
Netherlands Antilles	20	-	-	177	-	-
Netherlands	336	-	-	3.367	-	-
France	-	7	-	-	1	-
Austria	2	-	-	8	-	-

Lanjutan Tabel 3.6

Komoditas/Negara Tujuan	Berat Bersih (kg)		Perub %	Nilai FOB (US\$)		Perub %
	Jan-Jul 2023	Jan-Jul 2024		Jan-Jul 2023	Jan-Jul 2024	
	(1)	(2)	(3)	(4)	(5)	(6)
Denmark	950	-	-	2.822	-	-
Norway	13	-	-	44	-	-
Ireland	-	129	-	-	3.021	-
Italy	220	-	-	2.046	-	-
Spain	2	-	-	20	-	-
Greece	1.014	-	-	9.121	-	-
Poland	-	4	-	-	98	-
<b>Lak</b>	<b>2.223.225</b>	<b>3.352.894</b>	<b>50,81</b>	<b>4.573.810</b>	<b>6.356.079</b>	<b>38,97</b>
Japan	1.533	1.243	-18,96	8.922	5.084	-43,02
Hong Kong	221.769	210.498	-5,08	338.501	270.561	-20,07
Korea, Republic of	3.640	203	-94,42	13.023	666	-94,89
Taiwan	100.706	107.888	7,13	106.463	82.499	-22,51
China	147.543	121.452	-17,68	577.760	660.566	14,33
Papua New Guinea	345	426	23,43	1.034	1.733	67,59
Thailand	119.822	239.782	100,12	436.516	678.620	55,46
Singapore	178.843	1.351.079	655,45	422.765	1.393.257	229,56
Philippines	563.665	652.830	15,82	731.645	1.093.010	49,39
Malaysia	116.335	67.825	-41,70	142.022	951.409	569,90
Myanmar	17.100	18.560	8,54	10.242	10.332	0,88
Cambodia	137.910	96.711	-29,87	114.713	60.833	-46,97
Brunei Darussalam	18.807	20.632	9,70	18.602	28.166	51,41
Nepal	120	100	-16,67	688	341	-50,49
Viet Nam	208.264	180.556	-13,30	583.001	488.956	-16,13
Maldives	1.094	2.136	95,18	5.598	9.253	65,30
India	73.556	58.222	-20,85	227.231	155.488	-31,57
Pakistan	-	20.720	-	-	18.764	-
Bangladesh	120.578	72.056	-40,24	228.897	130.214	-43,11
Sri Lanka	4.865	7.503	54,22	9.697	14.783	52,45
Iraq	1.111	1	-99,92	5.401	191	-96,47
Saudi Arabia	19.305	10.286	-46,72	96.347	50.359	-47,73
Jordan	1.622	533	-67,15	7.016	2.548	-63,68
Turkey	49	-	-	98	-	-
United Arab Emirates	1.495	1.929	29,07	7.419	17.476	135,57
Qatar	113.010	-	-	324.429	-	-
Libyan Arab Jamahiriya	5.747	3.421	-40,48	28.112	17.049	-39,35
Algeria	15.177	8.678	-42,82	75.322	40.232	-46,59
Tanzania, United Rep. of	-	332	-	-	2.733	-
Ghana	80	1.262	1.485,82	683	5.999	778,02
Uganda	732	168	-77,12	3.355	796	-76,29
South Africa	-	40	-	-	2.216	-
Australia	1.401	945	-32,52	10.058	4.491	-55,35
East Timor	18.345	83.026	352,58	5.329	61.473	1.053,50
Antartica	327	-	-	1.779	-	-
United States	176	4.107	2.233,28	10.514	57.543	447,31
Canada	~0	74	24.613,33	3	1.466	58.554,68
Argentina	-	44	-	-	26	-
Guyana	4.800	2.940	-38,75	4.174	7.827	87,50
Netherlands	6	-	-	13	-	-
France	-	2.457	-	-	11.255	-
Germany, Fed. Rep. of	572	-	-	2.652	-	-
Ireland	-	51	-	-	7.004	-
Ukraine	-	1.638	-	-	8.369	-
Czech Republic	-	537	-	-	2.491	-
Russia Federation	2.776	-	-	13.784	-	-
<b>Korek Api</b>	<b>1.890.119</b>	<b>2.743.958</b>	<b>45,17</b>	<b>3.076.138</b>	<b>4.417.687</b>	<b>43,61</b>
Taiwan	7.613	15.225	100,00	13.920	27.840	100,00
Papua New Guinea	145	29	-80,18	1.759	21	-98,80
Singapore	15.648	17.037	8,88	36.498	42.270	15,81
Brunei Darussalam	869	-	-	2.325	-	-
United Arab Emirates	-	9.300	-	-	14.176	-
Mozambique	319.680	439.560	37,50	559.440	732.600	30,95
Equatorial Guinea	17.572	-	-	30.705	-	-
Ghana	262.868	311.576	18,53	431.080	497.093	15,31
Angola	519.480	1.418.580	173,08	909.090	2.364.300	160,07
Nigeria	662.160	529.728	-20,00	965.650	731.135	-24,29
Gabon	35.640	-	-	58.500	-	-
Gambia	44.144	-	-	64.970	-	-
East Timor	4.300	2.803	-34,82	2.200	8.105	268,40
United States	-	120	-	-	148	-
<b>Bahan Farmasi</b>	<b>38.995.009</b>	<b>40.263.113</b>	<b>3,25</b>	<b>304.919.716</b>	<b>336.309.481</b>	<b>10,29</b>
Japan	9.351.608	9.420.071	0,73	44.557.410	41.512.026	-6,83
Hong Kong	68.189	61.899	-9,22	890.518	559.043	-37,22
Korea, Republic of	1.387.631	1.576.411	13,60	9.591.602	9.452.114	-1,45
Taiwan	126.206	183.171	45,14	741.825	1.049.872	41,53
China	12.183.285	13.175.159	8,14	68.543.138	74.731.502	9,03
Mongolia	4.140	3.240	-21,75	80.666	94.483	17,13
Papua New Guinea	415	1.965	373,81	34.441	96.326	179,68
Thailand	804.642	1.032.509	28,32	7.892.847	7.658.074	-2,97



Lanjutan Tabel 3.6

Komoditas/Negara Tujuan	Berat Bersih (kg)		Perub %	Nilai FOB (US\$)		Perub %
	Jan-Jul 2023	Jan-Jul 2024		Jan-Jul 2023	Jan-Jul 2024	
	(1)	(2)	(3)	(4)	(5)	(6)
Singapore	26.810	33.293	24,18	648.631	674.905	4,05
Philippines	506.850	1.000.807	97,46	6.373.464	8.807.681	38,19
Malaysia	256.176	239.212	-6,62	3.911.947	4.522.438	15,61
Myanmar	72.712	5.127	-92,95	795.934	475.460	-40,26
Cambodia	102.750	118.652	15,48	798.557	829.409	3,86
Brunei Darussalam	2.624	2.082	-20,68	22.922	16.738	-26,98
Lao People'S Dem. Rep.	-	403	-	-	52.700	-
Nepal	-	11.128	-	-	308.098	-
Viet Nam	2.228.517	2.299.476	3,18	17.447.436	17.297.500	-0,86
Maldives	10.938	8.262	-24,47	77.234	43.533	-43,63
India	340.075	426.370	25,38	32.079.775	43.283.008	34,92
Pakistan	436.523	448.838	2,82	11.556.328	15.189.811	31,44
Bangladesh	52.072	100.926	93,82	811.603	1.757.272	116,52
Sri Lanka	6.932	20.565	196,68	118.165	212.588	79,91
Afghanistan	-	4.926	-	-	5.000	-
Iraq	112.682	99.712	-11,51	720.835	799.920	10,97
Iran (Islamic Republic of)	13.758	2.228	-83,80	401.713	352.803	-12,18
Saudi Arabia	111.410	88.554	-20,52	1.866.823	2.103.907	12,70
Israel	6.934	19.775	185,20	148.975	132.451	-11,09
Kuwait	21.807	21.041	-3,51	279.580	215.713	-22,84
Jordan	12.007	10.294	-14,27	106.420	129.298	21,50
Lebanon	1.605	-	-	313.012	-	-
Palestina	2.614	-	-	26.623	-	-
Yemen	7.103	8.861	24,76	250.495	811.283	223,87
Oman	13.801	2.620	-81,02	241.825	122.582	-49,31
Turkey	29.018	17.251	-40,55	726.223	147.984	-79,62
United Arab Emirates	30.395	56.107	84,59	323.101	867.028	168,35
Qatar	13.386	16.249	21,39	127.875	181.153	41,66
Bahrain	1.766	3.189	80,55	17.797	34.837	95,75
Egypt	4.231	7.847	85,46	917.779	1.143.270	24,57
Tunisia	1.052	445	-57,74	384.010	57.020	-85,15
Sudan	3.811	6.436	68,87	728.488	2.463.290	238,14
Eritrea	238	885	272,59	31.620	112.518	255,84
Namibia	74	-	-	8.250	-	-
Ethiopia	-	3.276	-	-	936.005	-
Tanzania, United Rep. of	2.139	-	-	407.388	-	-
Madagascar	1.481	-	-	128.555	-	-
Somalia	6.233	6.020	-3,42	38.143	35.394	-7,21
Kenya	27.786	20.760	-25,29	2.556.692	154.555	-93,95
Mozambique	394	-	-	74.588	-	-
Botswana	231	-	-	27.300	-	-
Equatorial Guinea	63	43	-31,57	8.370	5.425	-35,19
Togo	14	-	-	71	-	-
Ghana	17.000	3	-99,98	61.100	20	-99,97
Liberia	602	948	57,61	72.765	344.555	373,52
Guinea	522	1.488	185,03	49.545	508.385	926,11
Angola	-	3.449	-	-	1.670.759	-
Congo	400	-	-	36.244	-	-
Cameroon	2.930	3.836	30,92	558.838	1.356.975	142,82
Nigeria	623.739	502.736	-19,40	17.125.641	20.525.617	19,85
Sierra Leone	-	1.186	-	-	557.250	-
Gabon	203	211	3,90	19.440	22.320	14,81
Cote D'Ivoire	40	1.777	4.356,17	6.687	824.295	12.227,53
Senegal	884	958	8,43	119.970	124.775	4,01
Mauritania	-	12.053	-	-	405.248	-
Mali	4.524	1.619	-64,23	849.729	751.125	-11,60
Benin	8.520	-	-	28.482	-	-
Burkina Faso	1.821	2.099	15,28	347.588	986.625	183,85
Gambia	118	-	-	9.840	-	-
Uganda	1.460	277	-81,06	57.231	11.590	-79,75
Central African Republic	5.497	2.098	-61,84	653.240	706.125	8,10
Niger	5.527	5.575	0,87	1.054.625	2.611.950	147,67
Chad	6.420	2.271	-64,62	1.018.395	1.063.500	4,43
Djibouti	326	61	-81,28	31.050	7.750	-75,04
Swaziland	4.102	235	-94,28	469.950	30.845	-93,44
South Africa	152.929	53.501	-65,02	3.195.475	607.138	-81,00
Zimbabwe	-	3.389	-	-	1.577.625	-
Zambia	1.638	871	-46,81	312.488	406.875	30,21
Comoros	37	131	254,32	3.075	17.825	479,67
Burundi	2.568	-	-	491.888	-	-
Rwanda	2.395	-	-	461.338	-	-
Democratic Rep. of the Congo	6.858	9.611	40,15	1.307.638	4.209.305	221,90
Australia	208.369	94.136	-54,82	1.766.818	1.153.686	-34,70
New Zealand	14.580	25.143	72,46	308.259	384.828	24,84
Northern Mariana Islands	77	279	265,04	4.099	6.923	68,91
Cook Islands	-	5	-	-	16	-
Fiji	3	196	5.740,29	6	2.231	34.708,11
East Timor	677.585	19.212	-97,16	173.799	450.619	159,28
United States	2.176.828	393.931	-81,90	14.003.770	2.390.657	-82,93
Mexico	916.175	192.030	-79,04	5.439.650	1.115.983	-79,48
Guatemala	35.000	816	-97,67	196.733	147.000	-25,28

Lanjutan Tabel 3.6

Komoditas/Negara Tujuan	Berat Bersih (kg)		Perub %	Nilai FOB (US\$)		Perub %
	Jan-Jul 2023	Jan-Jul 2024		Jan-Jul 2023	Jan-Jul 2024	
(1)	(2)	(3)	(4)	(5)	(6)	(7)
Honduras	1	-	-	175	-	-
Panama	11.000	9	-99,92	64.543	45	-99,93
Cuba	-	708	-	-	136.220	-
Chile	54.000	-	-	324.453	-	-
Venezuela	10.000	-	-	56.519	-	-
Argentina	64.760	65	-99,90	460.780	11.504	-97,50
Brazil	67.296	13.453	-80,01	888.717	210.001	-76,37
Colombia	449.500	-	-	2.606.844	-	-
Uruguay	5.000	-	-	26.827	-	-
Paraguay	10.000	-	-	54.540	-	-
Ecuador	28.000	-	-	157.629	-	-
Peru	72.600	-	-	402.502	-	-
Guyana	154	-	-	3.300	-	-
Trinidad and Tobago	-	101	-	-	11.200	-
Dominican Republic	5.000	8.097	61,94	28.873	173.024	499,25
El Salvador	70	-	-	8.225	-	-
Costa Rica	20.000	-	-	110.577	-	-
Barbados	1	-	-	123	-	-
Cape Verde	8	81	918,34	310	9.920	3.100,00
Grenada	1	-	-	438	-	-
Saint Kitts and Nevis	-0	-	-	263	-	-
Virgin Islands (British)	1	-	-	70	-	-
United Kingdom	17.001	125.010	635,31	104.328	681.126	552,87
Netherlands	1.129.526	2.849.302	152,26	7.235.850	17.131.195	136,75
France	301.327	418.642	38,93	1.712.034	2.265.213	32,31
Germany, Fed. Rep. of	1.051.227	1.523.602	44,94	7.454.579	9.933.847	33,26
Belgium	1.276	716	-43,88	31.885	14.722	-53,83
Switzerland	-	65	-	-	18.168	-
Denmark	288.000	230.000	-20,14	1.741.594	1.369.190	-21,38
Sweden	-	12.500	-	-	67.372	-
Ireland	4.000	13.500	237,50	456.000	1.539.000	237,50
Italy	178.672	225.600	26,26	1.116.175	1.324.464	18,66
Spain	1.571.400	2.111.259	34,36	9.140.736	11.404.861	24,77
Portugal	30.000	12.000	-60,00	176.312	66.151	-62,48
Poland	261.988	456.296	74,17	1.669.382	2.503.548	49,97
Kyrgyzstan	54	-	-	6.670	-	-
Moldova, Republic of	-	83	-	-	10.230	-
Turkmenistan	-	924	-	-	124.800	-
Uzbekistan	2.460	4.308	75,11	143.091	224.860	57,14
Lithuania	-	10	-	-	1	-
Croatia	1.000	-	-	5.474	-	-
Rep. of Macedonia	370	-	-	5.242	-	-
Russia Federation	84.512	354.501	319,47	652.277	2.653.859	306,86
Serbia	-	68	-	-	8.525	-
<b>Produk Farmasi</b>	<b>13.031.159</b>	<b>15.639.135</b>	<b>20,01</b>	<b>243.969.233</b>	<b>246.111.970</b>	<b>0,88</b>
Japan	18.691	23.400	25,20	387.917	357.097	-7,94
Hong Kong	185.840	297.281	59,97	7.385.455	7.332.150	-0,72
Korea, Republic of	686.251	935.487	36,32	26.999.703	36.173.750	33,98
Taiwan	280.550	1.025.126	265,40	30.424.612	29.153.881	-4,18
China	102.403	37.051	-63,82	1.414.637	647.955	-54,20
Mongolia	134.740	76.452	-43,26	2.551.675	1.629.554	-36,14
Macau	10.287	3.325	-67,67	93.364	37.984	-59,32
Papua New Guinea	2.036	40.450	1.886,24	35.061	184.080	425,03
Thailand	918.414	1.024.258	11,52	19.969.412	16.843.968	-15,65
Singapore	1.425.049	1.470.679	3,20	27.054.106	24.591.011	-9,10
Philippines	3.775.313	3.302.239	-12,53	47.917.199	45.229.441	-5,61
Malaysia	1.079.505	1.668.869	54,60	17.695.457	15.619.798	-11,73
Myanmar	745.396	2.524.531	238,68	9.185.924	5.853.003	-36,28
Cambodia	748.763	586.300	-21,70	8.966.602	8.660.841	-3,41
Brunei Darussalam	42.778	20.742	-51,51	341.181	255.341	-25,16
Lao People'S Dem. Rep.	8	-	-	102	-	-
Nepal	2.102	1.443	-31,35	12.909	10.893	-15,62
Viet Nam	361.510	352.289	-2,55	5.380.970	8.661.694	60,97
Maldives	2.466	4.949	100,66	60.082	96.081	59,92
India	27.507	33.196	20,68	340.630	299.201	-12,16
Pakistan	200.814	4.555	-97,73	639.824	45.899	-92,83
Sri Lanka	160.162	126.395	-21,08	3.558.455	4.088.117	14,88
Afghanistan	10.483	-	-	47.378	-	-
Iraq	-	172	-	-	3.270	-
Iran (Islamic Republic of)	-	37.295	-	-	111.008	-
Saudi Arabia	279.879	279.172	-0,25	1.525.677	1.413.697	-7,34
Israel	-	53	-	-	4.000	-
Kuwait	1.333	985	-26,09	73.945	81.385	10,06
Yemen	10.717	39.173	265,54	65.607	344.912	425,73
Oman	1.319	617	-53,22	58.057	18.025	-68,95
Syria Arab Republic	3.142	-	-	58.742	-	-
Turkey	5.645	4.660	-17,45	606.603	99.514	-83,59
United Arab Emirates	17.328	27.665	59,65	141.295	332.043	135,00
Qatar	302.823	626	-99,79	2.091.596	22.783	-98,91
Egypt	-	13.084	-	-	774.543	-

Lanjutan Tabel 3.6

Komoditas/Negara Tujuan	Berat Bersih (kg)		Perub %	Nilai FOB (US\$)		Perub %
	Jan-Jul 2023	Jan-Jul 2024		Jan-Jul 2023	Jan-Jul 2024	
	(1)	(2)	(3)	(4)	(5)	(6)
Algeria	3.613	10.578	192,75	6.245.645	11.544.813	84,85
Sudan	-	17.164	-	-	745.796	-
Namibia	-	177	-	-	6.125	-
Ethiopia	37.643	20.275	-46,14	195.794	95.762	-51,09
Tanzania, United Rep. of	165	-	-	5.060	-	-
Madagascar	-	5.903	-	-	20.753	-
Somalia	105	-	-	2.325	-	-
Kenya	961	1.494	55,37	44.260	93.299	110,80
Togo	12.951	21	-99,84	44.513	7	-99,98
Ghana	30.030	18.386	-38,78	95.433	65.152	-31,73
Liberia	-	20	-	-	3.845	-
Angola	-	20	-	-	34.914	-
Congo	6	-	-	30	-	-
Nigeria	874.918	949.017	8,47	12.035.280	9.268.551	-22,99
Cote D'Ivoire	280	2	-99,29	10.645	19	-99,82
Senegal	2.322	263	-88,66	19.602	1.916	-90,23
Mali	239	-	-	13.331	-	-
Uganda	299	-	-	24.212	-	-
South Africa	2.841	-	-	96.365	-	-
Zambia	2.182	-	-	16.180	-	-
Mauritius	772	1.224	58,47	15.929	30.318	90,34
Australia	107.822	132.945	23,30	4.492.785	8.734.092	94,40
New Zealand	6.004	11.219	86,85	766.981	1.698.456	121,45
Vanuatu	-	411	-	-	1.087	-
Fiji	368	10.494	2.748,09	8.513	41.056	382,28
Kiribati	-	995	-	-	1.153	-
Samoa	-	320	-	-	1.070	-
East Timor	308.960	407.610	31,93	1.901.287	2.127.564	11,90
United States	4.106	35	-99,15	39.856	9.807	-75,39
Canada	4	301	8.256,89	396	13.945	3.419,60
Guatemala	-	28	-	-	21.600	-
Suriname	500	300	-40,00	8.963	5.490	-38,74
Ecuador	4.920	2.159	-56,11	48.897	94.596	93,46
Guyana	536	-	-	10.700	-	-
Belize	351	366	4,35	6.836	12.288	79,76
Dominican Republic	706	-	-	50.466	-	-
Costa Rica	-	500	-	-	20.160	-
Barbados	79	75	-4,76	409	389	-4,76
United Kingdom	8	11	31,35	3.549	287	-91,91
Netherlands	8.164	6.432	-21,22	161.194	60.366	-62,55
France	124	4.463	3.490,88	9.632	69.736	624,04
Germany, Fed. Rep. of	12.901	9.376	-27,32	442.745	513.059	15,88
Austria	1.560	2.467	58,19	80.749	81.209	0,57
Belgium	295	1.932	554,30	12.672	31.440	148,11
Switzerland	6	73	1.116,67	64	31	-50,80
Sweden	130	1.953	1.402,08	8.367	81.954	879,43
Italy	1.314	87	-93,38	500.723	89	-99,98
Spain	380	-	-	9.120	-	-
Hungary	6.812	84	-98,77	163.785	6.400	-96,09
Poland	44.593	36.309	-18,58	1.161.964	809.366	-30,34
Romania	2.907	14.353	393,79	109.862	558.373	408,25
Kazakhstan	-	1.217	-	-	22.474	-
Kyrgyzstan	1.740	-	-	10.713	-	-
Uzbekistan	3.039	5.536	82,18	4.750	206.194	4.240,92
Croatia	5	-	-	81	-	-
Slovakia	244	-	-	4.400	-	-
Russia Federation	-	25	-	-	45	-
<b>Produk Obat Tradisional</b>	<b>126.543</b>	<b>162.440</b>	<b>28,37</b>	<b>1.744.613</b>	<b>1.441.098</b>	<b>-17,40</b>
Japan	5	-	-	33	-	-
Hong Kong	353	-	-	545	-	-
Korea, Republic of	790	-	-	7.623	-	-
Taiwan	23.557	19.056	-19,11	418.424	320.937	-23,30
China	1	17	3.220,00	22	1.021	4.615,88
Mongolia	-	4.120	-	-	17.921	-
Thailand	157	-	-	13.208	-	-
Singapore	8.462	9.836	16,24	209.285	131.015	-37,40
Philippines	32.529	41.425	27,35	469.385	683.438	45,60
Malaysia	13.778	34.704	151,87	171.110	100.617	-41,20
Myanmar	2.461	1.805	-26,65	13.318	49.428	271,15
Cambodia	10.064	-	-	198.758	-	-
Brunei Darussalam	3.694	1.982	-46,35	50.464	26.381	-47,72
Pakistan	254	85	-66,67	1.200	400	-66,67
Saudi Arabia	83	476	474,45	2.203	10.214	363,72
Oman	107	2.946	2.647,13	36	1.425	3.856,70
United Arab Emirates	10.357	7.164	-30,83	70.063	10.739	-84,67
Cyprus	38	-	-	730	-	-
Algeria	8	-	-	700	-	-
Togo	-	5.351	-	-	38.852	-
Congo	-	700	-	-	192	-
Nigeria	7.505	16.147	115,15	2.639	7.213	173,29

Lanjutan Tabel 3.6

Komoditas/Negara Tujuan	Berat Bersih (kg)		Perub %	Nilai FOB (US\$)		Perub %
	Jan-Jul 2023	Jan-Jul 2024		Jan-Jul 2023	Jan-Jul 2024	
	(1)	(2)	(3)	(4)	(5)	(6)
Cote D'Ivoire	-	58	-	-	302	-
Senegal	-	3.304	-	-	1.626	-
Australia	868	2	-99,79	14.611	139	-99,05
New Zealand	127	64	-49,88	456	336	-26,48
East Timor	2.393	13.198	451,44	17.207	38.861	125,85
United States	285	-	-	1.893	-	-
Canada	-	2	-	-	42	-
France	1	-	-	11	-	-
Germany, Fed. Rep. of	-0	-	-	2	-	-
Kazakhstan	2.881	-	-	4.507	-	-
Kyrgyzstan	4.838	-	-	70.320	-	-
Uzbekistan	946	-	-	5.720	-	-
Czech Republic	2	-	-	140	-	-
<b>Simplisia (Bahan Obat Tradisional)</b>	<b>62.671</b>	<b>437.312</b>	<b>597,79</b>	<b>163.267</b>	<b>901.416</b>	<b>452,11</b>
Japan	326	340	4,29	14.254	14.266	0,08
Korea, Republic of	-	10.000	-	-	17.100	-
China	3.750	389.532	10.287,51	937	765.037	81.553,80
Thailand	-0	-	-	311	-	-
Singapore	142	16	-88,82	1.866	103	-94,48
Malaysia	278	-	-	9.986	-	-
Viet Nam	16.000	37.424	133,90	29.971	104.905	250,02
India	28.000	-	-	5.040	-	-
South Africa	75	-	-	984	-	-
France	-	-0	-	-	5	-
Germany, Fed. Rep. of	14.100	-	-	99.917	-	-
<b>Karet Remah (Crumb Rubber)</b>	<b>1.053.379.378</b>	<b>876.113.342</b>	<b>-16,83</b>	<b>1.470.982.613</b>	<b>1.458.452.143</b>	<b>-0,85</b>
Japan	223.619.495	214.633.020	-4,02	312.455.140	356.794.664	14,19
Korea, Republic of	56.223.720	43.451.898	-22,72	77.850.341	73.535.318	-5,54
Taiwan	10.668.430	9.051.858	-15,15	14.559.834	14.991.791	2,97
China	135.264.363	68.044.260	-49,70	188.085.319	115.126.082	-38,79
Singapore	243	322	32,71	474	550	16,09
Philippines	2.217.600	4.334.400	95,45	3.117.381	6.975.460	123,76
Malaysia	39	126.995	325.527,56	22	176.297	790.115,19
Viet Nam	4.531.170	2.420.460	-46,58	6.209.526	4.121.340	-33,63
India	101.287.620	41.775.300	-58,76	141.953.749	68.909.215	-51,46
Pakistan	5.121.600	907.200	-82,29	7.247.215	1.399.687	-80,69
Sri Lanka	1.169.280	4.515.840	286,21	1.655.679	8.200.859	395,32
Iran (Islamic Republic of)	-	100.800	-	-	180.387	-
Turkey	36.792.840	27.524.560	-25,19	50.701.017	44.486.596	-12,26
United Arab Emirates	806.400	201.600	-75,00	1.097.846	286.272	-73,92
Egypt	22.680	43.960	93,83	34.843	66.464	90,75
Algeria	624.960	201.600	-67,74	833.425	342.720	-58,88
South Africa	9.152.640	9.858.240	7,71	12.616.555	16.187.942	28,31
Australia	2.177.280	1.632.960	-25,00	3.103.636	2.715.982	-12,49
United States	231.335.279	202.912.920	-12,29	322.968.632	337.528.273	4,51
Canada	32.806.620	44.301.600	35,04	45.499.200	72.860.262	60,14
Mexico	20.997.900	26.119.590	24,39	29.328.789	43.636.271	48,78
Chile	956.340	2.520.000	163,50	1.316.512	4.086.765	210,42
Argentina	14.113.680	6.249.600	-55,72	20.619.887	9.919.854	-51,89
Brazil	22.034.880	18.486.720	-16,10	31.889.970	31.055.153	-2,62
Colombia	2.943.360	3.306.240	12,33	4.043.682	5.455.643	34,92
Ecuador	1.451.520	241.920	-83,33	2.069.265	385.951	-81,35
Peru	1.532.160	1.431.360	-6,58	2.137.258	2.325.082	8,79
Costa Rica	-	100.800	-	-	186.984	-
United Kingdom	3.491.460	3.664.920	4,97	4.779.645	6.145.943	28,59
Netherlands	6.357.960	2.329.320	-63,36	8.991.292	3.888.478	-56,75
France	3.974.040	5.027.400	26,51	5.768.711	8.537.568	48,00
Germany, Fed. Rep. of	15.341.760	24.151.680	57,42	21.725.585	39.837.248	83,37
Belgium	20.321.280	15.210.720	-25,15	28.167.403	25.042.251	-11,09
Luxembourg	9.757.440	13.664.700	40,04	13.639.783	22.436.798	64,50
Finland	2.076.480	2.157.120	3,88	2.873.280	3.421.890	19,09
Italy	6.315.120	6.004.320	-4,92	9.128.445	10.707.878	17,30
Spain	10.145.520	7.817.040	-22,95	14.381.548	13.998.553	-2,66
Portugal	3.669.120	3.265.920	-10,99	5.292.623	5.264.501	-0,53
Greece	624.960	141.120	-77,42	923.005	222.123	-75,93
Hungary	1.995.840	-	-	2.622.951	-	-
Poland	14.777.280	14.338.800	-2,97	20.394.110	23.452.922	15,00
Romania	8.192.940	7.818.340	-4,57	11.356.709	13.483.961	18,73
Bulgaria	1.229.760	443.520	-63,93	1.781.157	781.843	-56,10
Latvia	5.322.240	483.840	-90,91	6.824.611	737.839	-89,19
Croatia	141.120	362.880	157,14	198.454	653.957	229,53
Slovakia	1.370.880	-	-	1.865.096	-	-
Slovenia	12.237.120	15.442.560	26,19	17.410.182	25.506.820	46,51
Czech Republic	362.880	-	-	492.348	-	-
Russia Federation	6.955.200	17.640.000	153,62	9.742.921	29.698.819	204,82
Serbia	866.880	1.653.120	90,70	1.227.557	2.694.888	119,53
<b>Ban Luar dan Ban Dalam</b>	<b>247.878.569</b>	<b>289.421.246</b>	<b>16,76</b>	<b>1.057.823.971</b>	<b>962.181.275</b>	<b>-9,04</b>
Japan	16.769.854	16.578.468	-1,14	62.803.765	58.457.470	-6,92

Lanjutan Tabel 3.6

Komoditas/Negara Tujuan	Berat Bersih (kg)		Perub %	Nilai FOB (US\$)		Perub %
	Jan-Jul 2023	Jan-Jul 2024		Jan-Jul 2023	Jan-Jul 2024	
	(1)	(2)	(3)	(4)	(5)	(6)
Hong Kong	498.035	1.416.953	184,51	2.326.300	1.229.009	-47,17
Korea, Republic of	1.075.025	11.835.795	1.000,98	5.014.946	4.109.649	-18,05
Taiwan	1.450.233	1.521.640	4,92	6.339.177	6.136.024	-3,20
China	1.395.250	1.515.928	8,65	7.051.488	6.204.210	-12,02
Mongolia	61.205	20.607	-66,33	218.029	98.929	-54,63
Papua New Guinea	232.657	2.544	-98,91	852.716	9.433	-98,89
Thailand	5.374.539	4.674.464	-13,03	20.409.461	17.075.869	-16,33
Singapore	479.698	9.969.598	1.978,31	1.880.405	34.950.130	1.758,65
Philippines	11.664.866	17.399.498	49,16	42.599.887	33.443.238	-21,49
Malaysia	11.808.049	20.112.136	70,33	45.827.580	45.795.369	-0,07
Myanmar	142.669	45.423	-68,16	448.735	155.859	-65,27
Cambodia	427.579	323.457	-24,35	2.052.239	1.644.625	-19,86
Brunei Darussalam	37.880	20.740	-45,25	152.980	67.044	-56,18
Lao People'S Dem. Rep.	4.439	-	-	19.057	-	-
Nepal	9.836	-	-	35.976	-	-
Viet Nam	2.282.158	3.231.035	41,58	10.549.408	6.490.458	-38,48
Maldives	38.535	33.382	-13,37	86.736	49.219	-43,25
India	238.291	277.716	16,55	1.059.018	949.431	-10,35
Pakistan	315.981	237.981	-24,69	1.024.728	748.668	-26,94
Bangladesh	723.588	621.887	-14,06	2.458.391	2.073.545	-15,65
Sri Lanka	597.536	432.545	-27,61	1.987.330	1.397.073	-29,70
Afghanistan	32.058	1.962	-93,88	115.416	6.531	-94,34
Iraq	252.041	598.626	137,51	792.575	1.837.801	131,88
Iran (Islamic Republic of)	252	22.977	9.017,66	931	65.254	6.909,04
Saudi Arabia	3.295.765	2.231.900	-32,28	10.140.666	6.386.626	-37,02
Israel	101.290	46.950	-53,65	411.246	189.761	-53,86
Kuwait	273.190	159.890	-41,47	892.718	519.380	-41,82
Jordan	438.351	311.628	-28,91	1.409.217	955.555	-32,19
Lebanon	102.650	160.161	56,03	292.687	768.322	162,51
Yemen	993.231	818.820	-17,56	3.051.273	2.430.062	-20,36
Oman	77.582	20.698	-73,32	286.221	79.361	-72,27
Syria Arab Republic	-	11.264	-	-	35.323	-
Turkey	402.446	522.971	29,95	1.360.306	1.831.384	34,63
United Arab Emirates	2.211.563	2.559.298	15,72	6.852.162	7.823.395	14,17
Qatar	230.884	49.805	-78,43	882.598	199.702	-77,37
Bahrain	42.359	30.707	-27,51	156.260	128.169	-17,98
Cyprus	199.906	197.402	-1,25	617.495	591.978	-4,13
Egypt	2.482.072	1.900.521	-23,43	8.321.700	5.718.461	-31,28
Libyan Arab Jamahiriya	83.213	83.727	0,62	254.608	257.682	1,21
Morocco	797.557	2.242.603	181,18	3.241.221	8.656.405	167,07
Tunisia	15.077	21.202	40,62	56.992	74.678	31,03
Algeria	38.143	45.011	18,01	126.568	153.726	21,46
Sudan	3.525	-	-	11.516	-	-
Tanzania, United Rep. of	91.662	52.846	-42,35	221.153	48.253	-78,18
Madagascar	-	1.108	-	-	2.253	-
Kenya	41.084	53.214	29,53	146.195	165.990	13,54
Reunion	23.342	4.279	-81,67	75.386	15.771	-79,08
Togo	28.445	49.195	72,95	84.491	227.089	168,77
Ghana	296.217	359.892	21,50	983.536	1.276.121	29,75
Guinea	-	90	-	-	90	-
Angola	19.193	-	-	80.194	-	-
Nigeria	102.776	92.164	-10,33	343.937	299.047	-13,05
Gabon	8.869	-	-	33.184	-	-
Cote D'Ivoire	41.718	53.532	28,32	152.237	171.709	12,79
Senegal	93	-	-	687	-	-
Uganda	42.100	42.008	-0,22	155.634	134.059	-13,86
Central African Republic	2.633	-	-	79.365	-	-
South Africa	1.519.024	617.942	-59,32	5.336.560	2.080.456	-61,02
Malawi	19.997	19.424	-2,86	74.681	67.660	-9,40
Comoros	-	336	-	-	620	-
Mauritius	141.512	114.272	-19,25	461.665	377.763	-18,17
Australia	6.669.296	3.759.380	-43,63	26.832.333	12.993.293	-51,58
New Zealand	2.056.355	1.503.001	-26,91	8.041.839	3.310.245	-58,84
Palau	-	66	-	-	552	-
New Caledonia	24.031	45.636	89,90	84.012	231.025	174,99
Vanuatu	8.183	-	-	32.354	-	-
Fiji	14.261	5.859	-58,91	53.475	20.095	-62,42
Samoa	7.438	-	-	26.966	-	-
East Timor	788.337	907.971	15,18	2.180.336	1.913.185	-12,25
United States	113.647.603	120.846.254	6,33	523.851.460	473.932.338	-9,53
Canada	4.594.289	6.627.374	44,25	23.043.182	28.179.200	22,29
Mexico	7.740.328	7.266.176	-6,13	37.599.983	32.015.133	-14,85
Guatemala	212.353	247.849	16,72	718.702	888.629	23,64
Honduras	315.029	196.931	-37,49	1.107.324	695.381	-37,20
Nicaragua	10.782	28.856	167,63	32.289	95.335	195,26
Panama	1.210.225	847.909	-29,94	4.670.772	2.826.106	-39,49
Suriname	12.750	16.221	27,23	41.892	53.290	27,21
Chile	292.644	197.066	-32,66	1.068.893	708.584	-33,71
Venezuela	13.702	10.135	-26,04	54.298	40.255	-25,86
Argentina	192.463	253.758	31,85	756.602	957.314	26,53
Brazil	4.310.648	3.737.954	-13,29	12.952.765	10.601.047	-18,16

Lanjutan Tabel 3.6

Komoditas/Negara Tujuan	Berat Bersih (kg)		Perub %	Nilai FOB (US\$)		Perub %
	Jan-Jul 2023	Jan-Jul 2024		Jan-Jul 2023	Jan-Jul 2024	
	(1)	(2)	(3)	(4)	(5)	(6)
Colombia	1.305.395	1.157.624	-11,32	4.833.116	4.349.070	-10,02
Bolivia	41.706	9.625	-76,92	141.047	30.578	-78,32
Uruguay	66.439	61.442	-7,52	245.491	238.636	-2,79
Paraguay	124.175	38.971	-68,62	425.170	126.386	-70,27
Ecuador	107.595	62.712	-41,72	402.045	229.255	-42,98
Peru	117.726	160.751	36,55	420.445	581.556	38,32
Guyana	11.810	-	-	40.526	-	-
Jamaica	1	-	-	88	-	-
Puerto Rico	521.813	850.858	63,06	1.674.026	2.872.923	71,62
Belize	9.399	39.999	325,57	31.732	132.726	318,27
Dominican Republic	23.283	440.581	1.792,32	77.440	1.745.839	2.154,43
El Salvador	84.356	90.994	7,87	274.462	319.357	16,36
Costa Rica	165.169	181.710	10,01	705.448	689.348	-2,28
Barbados	3	3	-1,95	168	88	-47,62
French Polynesia	9.086	16.779	84,66	41.759	83.076	98,94
Guadeloupe	13.771	-	-	42.412	-	-
United Kingdom	4.926.428	5.268.580	6,95	17.050.352	15.387.180	-9,75
Netherlands	4.455.612	2.995.154	-32,78	30.232.284	14.461.003	-52,17
France	1.465.289	1.648.182	12,48	5.358.480	6.719.355	25,40
Germany, Fed. Rep. of	3.884.850	2.797.586	-27,99	24.497.492	12.618.721	-48,49
Austria	6	4.827	84.584,04	30	19.309	63.923,01
Belgium	398.338	621.046	55,91	1.381.628	1.939.031	40,34
Switzerland	69.790	2.037.193	2.819,04	332.416	226.588	-31,84
Luxembourg	1.653	-	-	5.009	-	-
Denmark	128.236	136.249	6,25	421.614	440.487	4,48
Norway	143.544	78.877	-45,05	792.832	409.186	-48,39
Sweden	771.705	691.403	-10,41	3.115.083	2.134.211	-31,49
Finland	593.893	421.381	-29,05	2.141.485	1.387.038	-35,23
Ireland	77.120	98.642	27,91	279.571	380.346	36,05
Italy	2.861.985	3.612.890	26,24	11.627.084	13.910.605	19,64
Spain	1.434.008	1.883.389	31,34	5.514.342	7.027.477	27,44
Portugal	231.578	302.863	30,78	723.413	983.381	35,94
Iceland	38.087	82.568	116,79	212.701	301.797	41,89
Greece	595.957	2.459.043	312,62	2.524.261	2.150.344	-14,81
Hungary	20.343	152.777	650,99	80.103	518.837	547,71
Poland	1.514.900	1.736.916	14,66	4.886.997	5.430.227	11,12
Romania	5.783.169	4.784.277	-17,27	17.930.387	14.638.281	-18,36
Bulgaria	120.125	26.896	-77,61	610.900	80.197	-86,87
Armenia	-	18.545	-	-	67.180	-
Kazakhstan	98.151	66.750	-31,99	495.569	322.710	-34,88
Lithuania	53.667	63.637	18,58	193.621	198.297	2,41
Latvia	447.362	273.164	-38,94	1.662.737	942.542	-43,31
Estonia	204.199	215.231	5,40	1.141.971	1.163.764	1,91
Georgia	7.818	-	-	28.745	-	-
Croatia	94.180	61.044	-35,18	241.979	155.482	-35,75
Malta	3.490	-	-	13.750	-	-
Slovenia	246.302	268.429	8,98	741.794	802.619	8,20
Czech Republic	222.086	342.733	54,32	784.186	1.281.606	63,43
Russia Federation	2.182.533	2.890.308	32,43	7.594.668	10.561.943	39,07
<b>Barang Plastik Lembaran</b>	<b>195.065.319</b>	<b>228.660.923</b>	<b>17,22</b>	<b>460.155.522</b>	<b>486.393.986</b>	<b>5,70</b>
Japan	40.256.148	42.085.367	4,54	117.713.821	125.662.303	6,75
Hong Kong	381.904	262.097	-31,37	713.830	911.628	27,71
Korea, Republic of	11.794.784	10.679.111	-9,46	22.486.266	21.963.316	-2,33
Taiwan	2.993.450	2.559.830	-14,49	5.987.087	5.364.099	-10,41
China	5.154.607	7.286.636	41,36	11.312.346	16.803.490	48,54
Mongolia	60	5.918	9.812,90	6.453	4.917	-23,81
Macau	-	7	-	-	215	-
Papua New Guinea	11.506	18.603	61,68	21.473	61.531	186,55
Thailand	9.565.796	11.141.058	16,47	22.664.033	25.455.589	12,32
Singapore	16.980.950	42.137.152	148,14	9.064.882	7.435.669	-17,97
Philippines	9.445.643	10.466.482	10,81	23.951.211	26.970.327	12,61
Malaysia	7.452.811	9.184.407	23,23	19.110.741	22.741.317	19,00
Myanmar	49.767	26.933	-45,88	119.803	109.859	-8,30
Cambodia	83.094	41.001	-50,66	252.196	139.804	-44,57
Brunei Darussalam	129	254	97,06	4.430	892	-79,86
Nepal	15	456	2.916,42	93	1.308	1.306,87
Viet Nam	10.735.263	5.167.089	-51,87	21.426.235	12.782.930	-40,34
Maldives	5.175	2.568	-50,39	28.849	16.665	-42,23
India	8.154.243	6.894.020	-15,45	18.414.822	17.440.561	-5,29
Pakistan	193.724	125.927	-35,00	923.391	438.245	-52,54
Bangladesh	2.676.937	1.571.164	-41,31	4.155.496	2.647.174	-36,30
Sri Lanka	1.513.596	1.764.102	16,55	2.490.877	2.815.664	13,04
Iran (Islamic Republic of)	28.700	427.702	1.390,26	92.833	1.198.790	1.191,33
Saudi Arabia	5.662.511	6.124.579	8,16	18.101.752	19.556.976	8,04
Israel	96.923	170.843	76,27	277.481	497.758	79,38
Kuwait	43.640	108.052	147,60	123.190	309.169	150,97
Jordan	1.875.732	535.718	-71,44	2.947.502	822.429	-72,10
Lebanon	303.011	185.183	-38,89	866.425	555.383	-35,90
Yemen	-	18.361	-	-	63.743	-
Oman	244.357	265.805	8,78	491.071	638.457	30,01



Lanjutan Tabel 3.6

Komoditas/Negara Tujuan	Berat Bersih (kg)		Perub %	Nilai FOB (US\$)		Perub %
	Jan-Jul 2023	Jan-Jul 2024		Jan-Jul 2023	Jan-Jul 2024	
	(1)	(2)	(3)	(4)	(5)	(6)
Syria Arab Republic	346.418	-	-	1.050.635	-	-
Turkey	419.328	870.746	107,65	1.318.094	2.128.828	61,51
United Arab Emirates	1.862.175	2.459.917	32,10	4.658.553	6.348.968	36,29
Qatar	164.227	231.487	40,96	458.249	568.690	24,10
Bahrain	529.199	26.027	-95,08	851.887	86.324	-89,87
Egypt	874.230	1.741.197	99,17	2.341.829	4.009.569	71,22
Libyan Arab Jamahiriya	-	769	-	-	46.817	-
Morocco	48.558	95	-99,81	151.211	2.047	-98,65
Algeria	84.252	199	-99,76	7.914	7.598	-3,99
Sudan	490.683	39.449	-91,96	1.576.020	101.013	-93,59
Namibia	16.170	60.632	274,97	179.025	372.060	107,83
Ethiopia	4.827	27.794	475,84	1.874	2.623	39,97
Tanzania, United Rep. of	236.268	131.613	-44,30	682.111	466.261	-31,64
Madagascar	4.408	54.413	1.134,37	13.665	201.550	1.374,98
Somalia	78	-	-	100	-	-
Kenya	319.404	480.257	50,36	906.349	1.329.764	46,72
Reunion	2	9	350,00	9	167	1.822,44
Mozambique	-	25.602	-	-	77.671	-
Togo	-	258.021	-	-	360.484	-
Ghana	119.556	78.703	-34,17	276.721	134.493	-51,40
Liberia	917	-	-	3.472	-	-
Guinea	-	51.721	-	-	278.690	-
Angola	41.881	14.444	-65,51	162.435	36.780	-77,36
Congo	517	557	7,70	1.788	1.235	-30,92
Cameroon	209.892	57.920	-72,41	771.560	154.981	-79,91
Nigeria	1.081.103	769.516	-28,82	1.763.957	1.458.534	-17,31
Cote D'Ivoire	290	117.625	40.424,41	16.465	166.170	909,21
Senegal	20.996	42.233	101,15	30.411	95.395	213,68
Mauritania	85.605	-	-	1.149.913	-	-
Mali	8.185	-	-	21.783	-	-
Benin	24.786	24.786	-0	67.410	65.003	-3,57
Uganda	33.719	56.773	68,37	93.065	157.567	69,31
Djibouti	1.202	1.579	31,42	9.721	9.822	1,04
Swaziland	5	-	-	165	-	-
South Africa	2.897.963	2.919.548	0,74	5.808.837	5.557.549	-4,33
Zimbabwe	26.202	25.973	-0,87	69.007	68.295	-1,03
Comoros	-	350	-	-	3.086	-
Burundi	23.013	23.059	0,20	63.717	63.031	-1,08
Mauritius	57.451	7.176	-87,51	102.385	19.595	-80,86
Democratic Rep. of the Congo	44.211	43.899	-0,71	136.877	144.883	5,85
Australia	9.415.777	10.504.941	11,57	24.939.276	27.523.061	10,36
New Zealand	1.798.661	1.913.963	6,41	5.045.506	5.572.849	10,45
Guam	-	6	-	-	8	-
New Caledonia	-	260	-	-	2.353	-
American Samoa	-	10	-	-	939	-
Fiji	49.394	61.319	24,14	83.925	148.152	76,53
Solomon Islands	1.240	914	-26,31	4.560	4.343	-4,76
East Timor	104.893	98.896	-5,72	329.348	205.489	-37,61
United States	17.100.472	22.159.000	29,58	46.699.405	56.189.401	20,32
Canada	903.652	619.702	-31,42	2.888.501	1.856.801	-35,72
Mexico	1.602.168	1.599.695	-0,15	3.383.918	3.039.104	-10,19
Guatemala	345.925	284.879	-17,65	574.805	419.259	-27,06
Panama	-0	-	-	4	-	-
Suriname	-	13	-	-	67	-
Chile	328.679	268.675	-18,26	779.240	516.194	-33,76
Argentina	258.724	77.899	-69,89	537.155	203.217	-62,17
Brazil	2.197.056	4.939.490	124,82	4.909.633	8.939.220	82,08
Colombia	208.657	253.984	21,72	483.060	620.623	28,48
Uruguay	20.127	73.206	263,72	52.330	165.973	217,17
Paraguay	41.339	143.832	247,94	104.084	340.565	227,20
Ecuador	-0	291	938.648,39	3.118	11.353	264,16
Peru	894.323	620.509	-30,62	1.603.485	1.120.092	-30,15
Bahamas	119	-	-	2.118	-	-
Puerto Rico	28.208	58.480	107,31	53.222	104.903	97,10
Dominican Republic	10.462	257	-97,54	38.896	541	-98,61
Costa Rica	-0	-	-	59	-	-
French Polynesia	-	40	-	-	242	-
Guadeloupe	-	17	-	-	178	-
Saint Pierre and Miquelon	-	1.813	-	-	11.334	-
U.S. Virgin Islands	-	1	-	-	125	-
Saint Barthelemy	-	-0	-	-	15	-
Saint Martin (French Part)	-	-0	-	-	20	-
United Kingdom	3.952.973	5.267.500	33,25	9.525.193	12.221.988	28,31
Netherlands	599.582	578.329	-3,54	2.500.067	2.400.147	-4,00
France	368.614	379.876	3,05	1.054.880	985.157	-6,61
Germany, Fed. Rep. of	873.897	1.598.595	82,93	2.797.365	4.466.117	59,65
Belgium	305.495	540.657	76,98	825.418	1.566.181	89,74
Switzerland	781.708	28.883	-96,31	1.380.097	162.252	-88,24
Gibraltar	-	-0	-	-	32	-
Monaco	11	-0	-97,76	200	23	-88,75
Denmark	210.207	214.695	2,14	390.626	350.281	-10,33



Lanjutan Tabel 3.6

Komoditas/Negara Tujuan	Berat Bersih (kg)		Perub %	Nilai FOB (US\$)		Perub %
	Jan-Jul 2023	Jan-Jul 2024		Jan-Jul 2023	Jan-Jul 2024	
(1)	(2)	(3)	(4)	(5)	(6)	(7)
Norway	396.616	278.196	-29,86	708.954	473.886	-33,16
Sweden	906	14.421	1.491,58	14.804	43.582	194,40
Finland	44.607	44.539	-0,15	115.758	115.789	0,03
Ireland	413.206	435.854	5,48	829.756	802.426	-3,29
Italy	1.871.359	1.474.557	-21,20	5.032.574	3.771.416	-25,06
Spain	925.269	922.495	-0,30	2.024.860	2.366.820	16,89
Portugal	225.083	256.532	13,97	573.508	680.150	18,59
Greece	155.424	169.911	9,32	633.695	631.555	-0,34
Hungary	28.525	33.291	16,71	269.356	224.806	-16,54
Poland	2.009.428	1.987.785	-1,08	6.860.488	6.366.954	-7,19
Romania	193	56	-71,16	3.193	10.597	231,87
Bulgaria	40.039	62.419	55,89	102.951	188.391	82,99
Albania	-	50	-	-	65	-
Armenia	166.557	71.909	-56,83	454.150	202.353	-55,44
Azerbaijan	23.499	46.473	97,77	61.851	124.954	102,03
Kazakhstan	15.813	20.015	26,57	1.257.777	1.464.148	16,41
Lithuania	-	6	-	-	1.178	-
Latvia	111	-	-	1.536	-	-
Estonia	-	58	-	-	2.592	-
Georgia	145.809	48.610	-66,66	344.265	155.939	-54,70
Croatia	39.355	91.497	132,49	83.928	175.667	109,31
Malta	-	11.176	-	-	14.031	-
Slovakia	12.804	31.080	142,73	88.108	189.978	115,62
Slovenia	63.476	125.957	98,43	226.216	364.611	61,18
Czech Republic	88.757	133.280	50,16	323.732	427.865	32,17
Rep. of Macedonia	-	32	-	-	1.033	-
Russia Federation	213.926	147.668	-30,97	658.767	414.938	-37,01
Serbia	-	61.919	-	-	93.912	-
<b>Barang dari Plastik untuk Pengemasan</b>	<b>79.723.023</b>	<b>85.708.834</b>	<b>7,51</b>	<b>185.430.354</b>	<b>194.294.589</b>	<b>4,78</b>
Japan	46.710.103	50.034.195	7,12	77.808.230	82.770.569	6,38
Hong Kong	68.087	187.633	175,58	129.336	219.570	69,77
Korea, Republic of	179.078	246.067	37,41	1.063.894	1.521.602	43,02
Taiwan	437.622	656.867	50,10	2.490.193	3.153.355	26,63
China	778.464	606.369	-22,11	1.669.534	2.542.528	52,29
Macau	1	152	25.266,67	6	600	9.903,65
Papua New Guinea	1.557.780	2.230.804	43,20	3.167.702	4.026.600	27,11
Thailand	1.025.040	1.369.543	33,61	4.881.092	6.540.290	33,99
Singapore	9.608.401	8.289.837	-13,72	18.331.081	14.194.040	-22,57
Philippines	747.520	1.275.652	70,65	2.465.780	4.274.870	73,37
Malaysia	793.062	1.185.264	49,45	4.064.516	4.657.028	14,58
Myanmar	133.292	1.140	-99,15	981.205	3.440	-99,65
Cambodia	1.435	103	-92,79	8.937	1.104	-87,65
Brunei Darussalam	55.193	196.431	255,90	122.200	457.602	274,47
Nepal	1	-	-	900	-	-
Viet Nam	608.051	568.924	-6,43	3.382.391	2.834.679	-16,19
Maldives	242.802	207.191	-14,67	519.188	448.416	-13,63
India	59.175	73.413	24,06	550.784	674.998	22,55
Pakistan	56.773	41.986	-26,05	805.161	280.523	-65,16
Bangladesh	66.160	79.352	19,94	303.369	260.465	-14,14
Sri Lanka	8.554	14.451	68,95	46.676	49.504	6,06
Afghanistan	-	856	-	-	21.960	-
Saudi Arabia	220.024	314.377	42,88	968.885	1.530.436	57,96
Israel	229	701	206,23	1.323	7.316	453,12
Kuwait	1	574	114.756,00	3	3.317	110.470,00
Lebanon	-	3	-	-	54	-
Yemen	37.735	-	-	84.349	-	-
Oman	80.180	100.832	25,76	168.158	200.837	19,43
Turkey	12.091	4.586	-62,07	26.685	42.218	58,21
United Arab Emirates	265.001	658.117	148,34	1.988.907	2.107.035	5,94
Qatar	4.434	18.383	314,64	25.760	88.239	242,55
Bahrain	1.459	3.670	151,61	4.165	12.270	194,57
Egypt	145.997	167.368	14,64	285.781	599.512	109,78
Morocco	6	-	-	120	-	-
Tunisia	245	-	-	4.753	-	-
Algeria	3.348	189	-94,35	19.602	7.579	-61,33
Sudan	1.880	-	-	1.631	-	-
Ethiopia	30.769	1.320	-95,71	44.315	1.054	-97,62
Tanzania, United Rep. of	612	-	-	2.656	-	-
Madagascar	127.969	93.956	-26,58	520.959	242.651	-53,42
Somalia	2.444.087	2.544.044	4,09	4.514.181	4.554.765	0,90
Kenya	1.339	15.507	1.058,30	12.991	1.001.705	7.610,62
Reunion	4	111	2.678,48	29	170	490,73
Togo	27.928	67.770	142,66	126.233	184.803	46,40
Ghana	10.556	5.586	-47,09	51.616	30.810	-40,31
Liberia	16.897	-	-	73.726	-	-
Angola	1	1	-0	7	120	1.691,04
Congo	25.823	34.695	34,36	93.701	80.786	-13,78
Cameroon	27.627	55.687	101,56	124.765	159.408	27,77
Nigeria	11.962	8.899	-25,61	42.885	21.654	-49,51
Gabon	-	5.590	-	-	23.637	-

Lanjutan Tabel 3.6

Komoditas/Negara Tujuan	Berat Bersih (kg)		Perub %	Nilai FOB (US\$)		Perub %
	Jan-Jul 2023	Jan-Jul 2024		Jan-Jul 2023	Jan-Jul 2024	
	(1)	(2)	(3)	(4)	(5)	(6)
Cote D'Ivoire	14.260	-	-	42.246	-	-
Senegal	25.009	15.263	-38,97	38.586	50.751	31,53
Mali	18.004	-	-	74.749	-	-
Uganda	-	295	-	-	480	-
Djibouti	2.061	2.803	36,00	8.899	9.098	2,24
Swaziland	-	1.030	-	-	3	-
South Africa	21.312	12.158	-42,96	81.714	16.635	-79,64
Mauritius	1.620	3.880	139,53	8.856	17.776	100,72
Australia	633.820	672.518	6,11	2.825.083	2.079.931	-26,38
New Zealand	22.407	36.249	61,78	60.336	142.443	136,08
Guam	1	7	600,00	25	450	1.700,00
New Caledonia	165	449	172,21	729	2.160	196,44
Wallis and Futuna Islands	-	105	-	-	666	-
Fiji	162.272	318.272	96,14	273.348	526.176	92,49
Kiribati	-	58	-	-	184	-
Solomon Islands	-	80	-	-	255	-
East Timor	408.756	489.622	19,78	733.307	683.860	-6,74
United States	3.906.011	4.558.010	16,69	19.131.659	25.226.816	31,86
Canada	74.150	74.818	0,90	302.447	417.709	38,11
Mexico	15.431	61.373	297,72	330.034	1.357.764	311,40
Guatemala	152	-	-	64	-	-
Honduras	-	290	-	-	740	-
Nicaragua	-	6	-	-	11	-
Panama	4	2	-41,14	10	7	-31,60
Curacao	20	-	-	96	-	-
Chile	3	179	6.027,98	1	4.450	327.108,82
Argentina	364.603	104.307	-71,39	297.545	153.622	-48,37
Brazil	634.538	810.689	27,76	3.219.041	3.810.330	18,37
Colombia	8.241	7.881	-4,36	168.580	142.771	-15,31
Bolivia	2	-	-	4	-	-
Uruguay	145.892	118.063	-19,08	246.257	196.883	-20,05
Paraguay	572	876	53,15	6.104	9.699	58,89
Ecuador	-0	295	1.404.680,95	2.973	11.503	286,96
Peru	41	50	23,48	270	114	-57,60
Jamaica	57.672	112.139	94,44	149.560	267.397	78,79
Dominican Republic	19.057	-0	-100,00	278.014	3	-100,00
El Salvador	-	110	-	-	1.908	-
Costa Rica	4	17.634	503.720,29	10	72.066	720.563,60
Haiti	-	5.485	-	-	14.703	-
French Polynesia	89	1.779	1.898,83	685	7.851	1.046,84
Martinique	22	17	-22,73	121	168	39,21
Netherlands Antilles	20	-0	-99,66	3.244	1	-99,98
Virgin Islands (British)	55	-	-	307	-	-
Saint Barthelemy	-	-0	-	-	20	-
Saint Martin (French Part)	-	1	-	-	40	-
United Kingdom	3.059.407	3.963.889	29,56	4.173.927	5.588.266	33,89
Netherlands	234.978	1.089.435	363,63	410.616	2.138.354	420,77
France	650.866	483.329	-25,74	8.608.180	5.112.798	-40,61
Germany, Fed. Rep. of	1.187.370	305.447	-74,28	2.951.723	1.064.887	-63,92
Austria	112	115	2,09	5.493	4.340	-21,00
Belgium	83.099	83.521	0,51	161.450	267.264	65,54
Switzerland	21.612	4.466	-79,34	137.615	34.352	-75,04
Denmark	3.919	1.585	-59,56	87.500	36.363	-58,44
Sweden	14.248	23.851	67,39	27.103	45.207	66,80
Finland	115	17.576	15.196,84	1.271	109.813	8.540,43
Ireland	98.507	113.062	14,77	178.385	271.951	52,45
Italy	159.148	149.582	-6,01	2.066.817	1.280.169	-38,06
Spain	122.609	10.857	-91,15	153.641	21.520	-85,99
Portugal	5.038	500	-90,07	88.326	2.614	-97,04
Greece	-	7	-	-	46	-
Hungary	2.401	7.213	200,41	11.609	20.141	73,50
Poland	346.832	370.741	6,89	3.071.364	1.949.107	-36,54
Romania	265.930	177.103	-33,40	1.600.853	835.608	-47,80
Uzbekistan	-	213	-	-	9.840	-
Latvia	2.609	2.197	-15,77	33.581	101.113	201,10
Estonia	3.156	-	-	55.666	-	-
Czech Republic	4.378	26.083	495,85	8.854	48.943	452,77
Russia Federation	285.632	83.071	-70,92	1.331.120	290.335	-78,19
<b>Barang dari Karet untuk Keperluan Industri</b>	<b>30.948.569</b>	<b>27.908.008</b>	<b>-9,82</b>	<b>174.914.676</b>	<b>180.548.495</b>	<b>3,22</b>
Japan	2.405.989	2.432.077	1,08	28.658.907	29.590.189	3,25
Hong Kong	51.987	62.738	20,68	1.961.312	2.002.280	2,09
Korea, Republic of	125.746	151.776	20,70	3.518.877	4.272.989	21,43
Taiwan	1.614.326	1.766.888	9,45	4.089.075	5.794.137	41,70
China	254.543	335.902	31,96	4.311.728	5.088.470	18,01
Mongolia	140	95	-32,20	3.548	4.685	32,05
Papua New Guinea	6.723	2.594	-61,42	105.187	89.106	-15,29
Thailand	685.514	923.248	34,68	9.157.698	10.341.631	12,93
Singapore	4.816.435	2.422.104	-49,71	26.274.946	26.185.842	-0,34
Philippines	275.261	319.553	16,09	3.867.594	3.025.568	-21,77

Lanjutan Tabel 3.6

Komoditas/Negara Tujuan	Berat Bersih (kg)		Perub %	Nilai FOB (US\$)		Perub %
	Jan-Jul 2023	Jan-Jul 2024		Jan-Jul 2023	Jan-Jul 2024	
	(1)	(2)	(3)	(4)	(5)	(6)
Malaysia	488.752	439.938	-9,99	6.256.922	5.877.331	-6,07
Myanmar	1.980	671	-66,12	30.902	2.974	-90,38
Cambodia	2.502	166	-93,35	42.860	4.642	-89,17
Brunei Darussalam	16.201	61.733	281,05	129.983	1.196.639	820,61
Lao People'S Dem. Rep.	482	51	-89,42	7.047	1.722	-75,56
Nepal	16	11	-33,02	864	4	-99,54
Viet Nam	6.970.681	4.916.725	-29,47	28.453.465	19.992.626	-29,74
Maldives	47	-	-	705	-	-
India	3.019.510	6.245.651	106,84	8.677.021	14.739.204	69,86
Pakistan	127.160	32.580	-74,38	1.472.041	234.231	-84,09
Bangladesh	38.279	29.499	-22,94	326.852	164.197	-49,76
Sri Lanka	26.249	52.268	99,13	94.248	211.421	124,32
Iraq	804	-0	-99,98	2.245	394	-82,45
Iran (Islamic Republic of)	70.733	74.194	4,89	149.610	181.735	21,47
Saudi Arabia	147.865	248.514	68,07	776.490	1.411.966	81,84
Israel	-	9	-	-	1.584	-
Kuwait	49.023	25.990	-46,98	236.097	109.149	-53,77
Jordan	25.876	51.786	100,13	53.569	59.322	10,74
Lebanon	70.008	5.721	-91,83	141.517	11.051	-92,19
Palestina	7	-	-	50	-	-
Yemen	234	791	238,49	7.157	16.543	131,15
Oman	23.684	5.916	-75,02	18.984	22.701	19,58
Syria Arab Republic	20.415	7.783	-61,88	87.331	58.368	-33,16
Turkey	258.587	189.754	-26,62	1.215.584	1.269.437	4,43
United Arab Emirates	597.208	273.641	-54,18	1.783.234	1.283.417	-28,03
Qatar	243.812	69.618	-71,45	378.891	135.817	-64,15
Bahrain	496	24	-95,16	1.497	222	-85,15
Cyprus	6.240	-	-	107.883	-	-
Egypt	48.696	74.660	53,32	694.611	472.345	-32,00
Libyan Arab Jamahiriya	2.522.212	933	-99,96	146.092	9.546	-93,47
Morocco	2.341	38	-98,39	15.402	580	-96,24
Tunisia	-	123	-	-	3.750	-
Algeria	97.116	64.724	-33,35	212.227	114.629	-45,99
Sudan	-0	-	-	1.307	-	-
Ethiopia	-0	4	74.633,33	194	133	-31,57
Tanzania, United Rep. of	25.451	16.840	-33,83	143.153	89.525	-37,46
Madagascar	100	570	470,00	50	285	470,00
Kenya	17.360	10.210	-41,19	38.842	18.480	-52,42
Reunion	142	1	-99,30	823	7	-99,15
Togo	10	-	-	33	-	-
Ghana	28	119	325,02	1.859	4.028	116,65
Liberia	-	2	-	-	719	-
Guinea	4	700	17.409,73	122	4.570	3.639,39
Angola	61.166	119.914	96,05	532.383	1.140.310	114,19
Congo	659	1	-99,79	3.211	63	-98,05
Nigeria	1.325	242	-81,72	33.537	24.486	-26,99
Sierra Leone	540	-	-	10.816	-	-
Gabon	-	25.228	-	-	210.273	-
Cote D'Ivoire	50.995	1.454	-97,15	427.392	30.374	-92,89
Senegal	79	74	-6,74	475	1.692	256,05
Mauritania	27	2	-92,59	716	140	-80,45
Burkina Faso	99	-	-	5.889	-	-
Seychelles	26	9	-65,75	84	47	-44,11
Uganda	-	19.371	-	-	37.786	-
South Africa	88.748	64.352	-27,49	188.196	164.838	-12,41
Zambia	20	-	-	1.300	-	-
Malawi	9.244	-	-	41.453	-	-
Mauritius	5.160	5	-99,90	10.562	120	-98,86
Democratic Rep. of the Congo	30	-	-	1.760	-	-
Australia	614.219	820.742	33,62	1.238.043	1.877.844	51,68
New Zealand	6.373	5.325	-16,45	24.823	15.463	-37,71
New Caledonia	2.478	25	-98,99	12.220	373	-96,95
Vanuatu	16	162	918,71	74	771	945,38
Cook Islands	-	40	-	-	141	-
Fiji	17	8	-51,93	1.804	858	-52,44
Solomon Islands	276	19	-93,01	1.256	494	-60,65
Tonga	2.159	-	-	569	-	-
East Timor	69.273	42.973	-37,97	192.596	57.828	-69,97
United States	3.026.782	3.729.608	23,22	25.357.048	28.889.239	13,93
Canada	121.166	132.484	9,34	502.637	545.916	8,61
Mexico	124.022	165.779	33,67	1.016.806	1.776.604	74,72
Guatemala	17.625	24.078	36,62	39.486	79.074	100,26
Honduras	-	6	-	-	4	-
Nicaragua	227	244	7,29	1.007	1.143	13,47
Panama	4.074	569	-86,04	60.532	2.325	-96,16
Suriname	650	-	-	8.250	-	-
Chile	10.769	5.759	-46,52	161.320	84.122	-47,85
Argentina	227.432	114.021	-49,87	809.073	392.375	-51,50
Brazil	192.960	198.332	2,78	2.695.809	2.971.879	10,24
Colombia	27.462	8.745	-68,16	71.436	62.147	-13,00
Bolivia	27.864	6.062	-78,25	75.196	41.270	-45,12

Lanjutan Tabel 3.6

Komoditas/Negara Tujuan	Berat Bersih (kg)		Perub %	Nilai FOB (US\$)		Perub %
	Jan-Jul 2023	Jan-Jul 2024		Jan-Jul 2023	Jan-Jul 2024	
	(1)	(2)	(3)	(4)	(5)	(6)
Uruguay	-	4.315	-	-	32.623	-
Ecuador	3.688	3.856	4,58	33.676	36.469	8,29
Peru	57.031	114.145	100,15	590.984	903.205	52,83
Guyana	122	15	-88,10	3.520	69	-98,04
Trinidad and Tobago	287	130	-54,62	3.224	191	-94,09
Bahamas	3	94	2.793,54	12	63	435,16
Jamaica	12	24.734	213.127,01	101	41.139	40.579,65
Dominican Republic	70.084	22.225	-68,29	123.597	42.308	-65,77
El Salvador	195	-	-	873	-	-
Costa Rica	279	1.060	279,25	3.434	2.655	-22,69
Haiti	15	-	-	46	-	-
Barbados	193	258	33,82	959	997	3,94
Aruba	5.174	5	-99,90	85.782	23	-99,97
Bermuda	45	42	-6,53	65	67	3,01
Cayman Islands	-	3	-	-	27	-
French Polynesia	-	7	-	-	11	-
Grenada	13	-	-	49	-	-
Netherlands Antilles	30	23	-22,45	50	110	118,39
Saint Lucia	-	6	-	-	29	-
Guadeloupe	7	26	266,34	14	31	121,99
United Kingdom	319.531	417.099	30,53	255.037	407.995	59,97
Netherlands	96.278	106.202	10,31	247.762	511.713	106,53
France	3.566	3.459	-3,00	35.590	105.020	195,08
Germany, Fed. Rep. of	229.543	98.057	-57,28	1.868.218	1.650.874	-11,63
Austria	28	43	53,55	394	464	17,98
Belgium	526	351	-33,25	32.555	19.220	-40,96
Switzerland	9	6	-31,95	139	599	331,08
Denmark	1.014	1.825	79,93	10.747	18.725	74,24
Norway	29	5	-82,62	2.897	5.518	90,48
Sweden	1.247	22	-98,25	1.947	2.705	38,94
Finland	441	7.918	1.696,28	3.951	11.298	185,94
Ireland	88	49	-43,54	7.066	30.439	330,81
Italy	63.831	72.245	13,18	516.563	465.673	-9,85
Spain	68.919	38.853	-43,63	561.153	331.981	-40,84
Portugal	585	22	-96,24	7.092	172	-97,58
Greece	36.704	3.856	-89,50	260.829	168.009	-35,59
Hungary	4	14	209,09	253	2.494	887,27
Poland	61.551	76.075	23,60	2.156.829	2.148.606	-0,38
Romania	18.466	20.259	9,71	50.928	70.410	38,25
Albania	-	1.378	-	-	28.755	-
Azerbaijan	-0	1	150,00	7	57	747,01
Kazakhstan	70	38	-46,57	3.715	204	-94,52
Turkmenistan	-0	-	-	60	-	-
Uzbekistan	-	3	-	-	9.746	-
Lithuania	-	17.144	-	-	31.621	-
Latvia	131	-	-	2.749	-	-
Georgia	108	-	-	7.238	-	-
Malta	12	-	-	422	-	-
Slovakia	674	-	-	4.493	-	-
Slovenia	-	2	-	-	21	-
Czech Republic	53.261	60.925	14,39	658.654	694.361	5,42
Rep. of Macedonia	641	787	22,89	29.132	13.196	-54,70
Russia Federation	3.188	5.862	83,88	157.075	248.412	58,15
Serbia	8	-	-	400	-	-
<b>Barang dari Karet Lainnya</b>	<b>19.499.873</b>	<b>27.135.457</b>	<b>39,16</b>	<b>121.151.088</b>	<b>157.276.665</b>	<b>29,82</b>
Japan	1.461.502	1.807.240	23,66	9.491.473	11.374.945	19,84
Hong Kong	3.028	4.134	36,51	55.207	78.072	41,42
Korea, Republic of	217.455	253.250	16,46	1.434.087	1.507.673	5,13
Taiwan	1.958.910	3.086.254	57,55	7.188.285	11.112.323	54,59
China	2.512.175	2.358.125	-6,13	8.423.879	7.165.220	-14,94
Papua New Guinea	4	160	3.911,50	80	45	-44,53
Thailand	252.590	302.856	19,90	875.729	1.056.626	20,66
Singapore	199.731	235.044	17,68	1.215.337	1.319.217	8,55
Philippines	51.466	64.356	25,05	1.679.017	1.302.809	-22,41
Malaysia	293.315	1.081.562	268,74	807.534	1.264.431	56,58
Myanmar	90	60	-32,89	524	1.154	120,13
Cambodia	465	1	-99,78	19.663	96	-99,51
Brunei Darussalam	1.078	1.200	11,37	1.789	960	-46,33
Nepal	-	5	-	-	261	-
Viet Nam	361.038	91.687	-74,60	69.499	172.857	148,72
Maldives	222	2.328	948,56	6.791	8.175	20,38
India	217.711	298.372	37,05	1.330.522	1.133.748	-14,79
Bangladesh	-	63	-	-	431	-
Sri Lanka	-	11	-	-	322	-
Saudi Arabia	-	33.486	-	-	330.506	-
Israel	11.348	100.578	786,30	55.162	386.979	601,53
Kuwait	-	4	-	-	1.847	-
Lebanon	-	8.608	-	-	30.522	-
Yemen	7.102	7.801	9,84	57.482	75.377	31,13
Oman	43.143	30.846	-28,50	855.080	530.936	-37,91

Lanjutan Tabel 3.6

Komoditas/Negara Tujuan	Berat Bersih (kg)		Perub %	Nilai FOB (US\$)		Perub %
	Jan-Jul 2023	Jan-Jul 2024		Jan-Jul 2023	Jan-Jul 2024	
	(1)	(2)	(3)	(4)	(5)	(6)
Turkey	154.652	634.974	310,58	489.224	1.807.009	269,36
United Arab Emirates	78.138	152.313	94,93	673.275	1.296.288	92,53
Qatar	-	3.970	-	-	73.093	-
Egypt	-	17.504	-	-	132.943	-
Morocco	17.160	17.160	-0	52.800	50.820	-3,75
Tunisia	1	-	-	200	-	-
Madagascar	35	144	315,01	347	1.451	317,91
Kenya	-	34	-	-	91	-
Reunion	272	250	-8,14	2.330	3.117	33,74
Ghana	69.896	45.680	-34,65	207.408	146.880	-29,18
Angola	2.688	-	-	34.407	-	-
Cameroon	880	-	-	7.235	-	-
Senegal	-	18	-	-	150	-
Seychelles	70	11	-84,77	213	118	-44,57
South Africa	101.849	104.628	2,73	809.795	889.327	9,82
Mauritius	21	1.055	4.923,81	1.103	884	-19,89
Mayotte	4	-	-	121	-	-
Australia	344.707	411.145	19,27	1.611.137	2.096.121	30,10
New Zealand	54.402	87.078	60,06	209.600	343.091	63,69
Guam	-	5	-	-	108	-
Palau	-	178	-	-	62	-
New Caledonia	27	41	53,40	321	1.092	240,20
Wallis and Futuna Islands	10	-	-	12	-	-
Cook Islands	55	-	-	22	-	-
Kiribati	3	9	200,00	5	17	240,30
East Timor	7.620	11.148	46,30	35.531	29.646	-16,56
United States	6.280.449	7.996.335	27,32	55.747.015	69.393.457	24,48
Canada	136.927	341.603	149,48	1.801.083	4.779.344	165,36
Mexico	358.887	370.771	3,31	1.324.255	1.376.058	3,91
Guatemala	22.575	15.810	-29,97	63.000	63.140	0,22
Honduras	18.644	-	-	67.171	-	-
Panama	9.731	10.915	12,17	136.147	149.522	9,82
Chile	16.481	20.647	25,28	142.562	338.035	137,11
Argentina	125	308	146,12	8.478	21.408	152,50
Brazil	2.712	457.231	16.760,78	18.306	1.802.791	9.748,34
Ecuador	21	60	180,75	1.400	4.415	215,37
Peru	6.635	44	-99,34	52.632	3.268	-93,79
Dominican Republic	-	-0	-	-	1	-
El Salvador	62.223	149.837	140,81	266.706	588.485	120,65
Costa Rica	57.590	20.293	-64,76	196.635	60.507	-69,23
Aruba	268	-	-	2.937	-	-
French Polynesia	5	90	1.709,42	21	989	4.640,18
Martinique	2	-	-	38	-	-
Guadeloupe	-	6	-	-	63	-
United Kingdom	322.613	388.397	20,39	1.662.507	2.069.402	24,47
Netherlands	323.389	519.099	60,52	1.425.677	2.102.480	47,47
France	403.606	609.233	50,95	1.657.214	2.429.728	46,62
Germany, Fed. Rep. of	1.406.911	2.446.123	73,86	10.405.822	13.027.894	25,20
Austria	4.973	-	-	26.311	-	-
Belgium	398.040	472.063	18,60	2.618.806	2.820.358	7,70
Switzerland	7.071	3.905	-44,78	21.750	10.537	-51,56
Denmark	6.043	1.055	-82,54	31.665	23.359	-26,23
Norway	-	-0	-	-	22	-
Sweden	46.699	35.926	-23,07	229.268	162.326	-29,20
Italy	757.840	1.296.625	71,09	3.111.165	6.025.625	93,68
Spain	106.133	199.787	88,24	1.123.535	2.239.296	99,31
Portugal	284	114.413	40.186,09	603	386.969	64.064,45
Greece	79.981	66.768	-16,52	450.438	347.056	-22,95
Poland	31.707	29.257	-7,73	124.085	119.009	-4,09
Romania	11.271	-	-	45.915	-	-
Ukraine	37	67	81,48	2.308	4.901	112,36
Lithuania	34.728	140.276	303,93	117.654	507.756	331,57
Latvia	44.814	5.942	-86,74	157.073	22.560	-85,64
Georgia	18.700	-	-	57.800	-	-
Croatia	15.318	11.042	-27,91	59.351	43.327	-27,00
Slovenia	81.514	113.905	39,74	287.110	469.472	63,52
Czech Republic	65	23.029	35.285,05	4.421	91.639	1.972,90
Russia Federation	-	19.221	-	-	63.630	-
<b>Barang Plastik Lainnya</b>	<b>16.454.561</b>	<b>16.919.342</b>	<b>2,82</b>	<b>108.015.965</b>	<b>119.169.747</b>	<b>10,33</b>
Japan	4.067.154	3.568.843	-12,25	25.344.884	22.072.963	-12,91
Hong Kong	123.105	16.058	-86,96	1.110.506	437.059	-60,64
Korea, Republic of	81.441	57.018	-29,99	1.669.013	1.253.781	-24,88
Taiwan	52.595	76.098	44,69	776.166	389.664	-49,80
China	222.386	258.250	16,13	1.671.175	7.242.081	333,35
Mongolia	6	266	4.022,48	79	506	540,64
Macau	24	33	39,89	1.505	505	-66,43
Papua New Guinea	1.399	4.608	229,40	4.623	13.814	198,84
Thailand	427.277	664.117	55,43	3.565.133	4.547.426	27,55
Singapore	2.352.234	2.820.829	19,92	22.673.776	27.968.898	23,35
Philippines	314.199	264.878	-15,70	3.438.853	6.436.996	87,18

Lanjutan Tabel 3.6

Komoditas/Negara Tujuan	Berat Bersih (kg)		Perub %	Nilai FOB (US\$)		Perub %
	Jan-Jul 2023	Jan-Jul 2024		Jan-Jul 2023	Jan-Jul 2024	
	(1)	(2)	(3)	(4)	(5)	(6)
Malaysia	549.132	498.608	-9,20	3.554.837	3.826.330	7,64
Myanmar	6.967	8.372	20,17	106.743	136.070	27,47
Cambodia	19	2.511	13.269,46	1.749	7.352	320,31
Brunei Darussalam	28.256	31.167	10,30	23.222	27.803	19,73
Lao People'S Dem. Rep.	27	-	-	328	-	-
Nepal	13	25	85,74	60	340	466,08
Viet Nam	241.751	248.329	2,72	2.504.746	2.811.063	12,23
Maldives	12.671	21.523	69,86	84.367	134.908	59,91
India	275.882	151.407	-45,12	2.942.105	2.404.316	-18,28
Pakistan	7.006	6.038	-13,81	87.976	86.859	-1,27
Bangladesh	1.565	138	-91,18	8.114	2.339	-71,17
Sri Lanka	21.851	1.139	-94,79	22.667	16.481	-27,29
Iran (Islamic Republic of)	100	7.468	7.386,33	716	20.679	2.787,05
Saudi Arabia	993	12.212	1.129,36	20.563	32.213	56,65
Israel	4.929	533	-89,20	12.016	48.216	301,28
Kuwait	4.508	2.335	-48,19	11.622	43.495	274,26
Jordan	-	143	-	-	14.197	-
Lebanon	96	30	-69,00	8.171	15	-99,82
Yemen	55	2.979	5.277,49	317	6.704	2.014,43
Oman	211	2.380	1.030,65	4.575	8.256	80,48
Turkey	51.786	37.948	-26,72	746.435	331.921	-55,53
United Arab Emirates	9.549	44.384	364,82	55.153	444.145	705,29
Qatar	1.261	1.793	42,21	6.951	17.404	150,41
Bahrain	-	183	-	-	2.409	-
Cyprus	1.023	78	-92,38	4.176	277	-93,38
Egypt	24.816	28.238	13,79	713.925	293.674	-58,86
Libyan Arab Jamahiriya	-	433	-	-	428	-
Morocco	4.964	1.415	-71,50	26.878	28.559	6,25
Algeria	1	444	79.329,52	10.314	12.710	23,22
Sudan	-0	-	-	807	-	-
Namibia	2.345	-	-	3.940	-	-
Ethiopia	509	-0	-100,00	2.717	321	-88,19
Tanzania, United Rep. of	1.083	11.060	921,11	13.705	2.805	-79,53
Madagascar	4.152	10.866	161,71	12.616	51.051	304,66
Somalia	3.334	14.700	340,91	3.113	10.024	222,00
Kenya	13	202	1.417,24	61	867	1.321,15
Reunion	34.676	38.163	10,06	173.989	131.257	-24,56
Mozambique	-	1.470	-	-	2.614	-
Togo	10.928	6.993	-36,01	51.615	19.272	-62,66
Ghana	253	2.837	1.021,65	1.950	12.307	531,11
Guinea	12	-	-	51	-	-
Angola	4	-	-	20	-	-
Congo	1.659	434	-73,85	4.294	1.828	-57,44
Cameroon	168	-	-	740	-	-
Nigeria	204	596	192,29	5.496	4.290	-21,96
Sierra Leone	5	-	-	2.500	-	-
Gabon	-0	5	1.042,86	63	135	115,11
Cote D'Ivoire	8.962	3.203	-64,26	18.722	8.451	-54,86
Senegal	5.001	11.579	131,55	13.036	20.783	59,43
Benin	13.627	8.630	-36,67	65.566	36.650	-44,10
Seychelles	7.240	1.125	-84,46	30.309	21.976	-27,49
Uganda	134	8	-94,03	852	580	-31,95
Djibouti	5.621	20	-99,65	17.097	135	-99,21
Swaziland	5	-	-	20	-	-
South Africa	65.707	53.598	-18,43	1.006.071	617.353	-38,64
Comoros	-	241	-	-	3.690	-
Mauritius	4.462	8.052	80,45	40.907	40.938	0,07
Mayotte	150	314	109,25	320	1.744	444,95
Australia	1.125.837	1.097.605	-2,51	3.703.736	4.178.093	12,81
New Zealand	20.522	25.234	22,96	98.063	82.003	-16,38
Micronesia, Fed. States of	426	-	-	53	-	-
Guam	444	172	-61,19	6.201	2.175	-64,92
Palau	-	3.118	-	-	21.134	-
New Caledonia	12.450	2.014	-83,82	53.612	21.568	-59,77
Northern Mariana Islands	400	150	-62,50	2.396	948	-60,43
Vanuatu	352	247	-29,82	2.779	1.055	-62,03
Wallis and Futuna Islands	378	55	-85,45	2.774	431	-84,48
Cook Islands	73	511	600,20	517	1.794	247,17
Fiji	7.132	11.296	58,38	38.379	54.323	41,54
Kiribati	1.100	4.189	280,65	5.417	24.984	361,19
Samoa	-	1.210	-	-	2.972	-
Solomon Islands	1.935	4.099	111,87	5.725	9.973	74,21
East Timor	1.024.822	1.025.013	0,02	1.554.035	1.116.826	-28,13
United States	994.705	984.566	-1,02	8.766.839	9.182.372	4,74
Canada	87.849	102.299	16,45	446.062	376.390	-15,62
Mexico	181.496	513.184	182,75	986.052	4.999.802	407,05
Guatemala	2	513	30.340,68	44	5.158	11.716,95
Honduras	9.343	8.265	-11,54	47.182	32.064	-32,04
Nicaragua	-	38.723	-	-	76.285	-
Panama	414	201	-51,43	8.301	2.036	-75,47
Curacao	2.150	861	-59,93	1.630	2.834	73,81



Lanjutan Tabel 3.6

Komoditas/Negara Tujuan	Berat Bersih (kg)		Perub %	Nilai FOB (US\$)		Perub %
	Jan-Jul 2023	Jan-Jul 2024		Jan-Jul 2023	Jan-Jul 2024	
(1)	(2)	(3)	(4)	(5)	(6)	(7)
Suriname	-	307	-	-	1.023	-
Chile	187.408	353.390	88,57	455.827	775.008	70,02
Argentina	39.374	20.715	-47,39	73.154	24.965	-65,87
Brazil	195.475	143.940	-26,36	711.305	469.138	-34,05
Colombia	9.233	13.470	45,89	43.461	64.335	48,03
Bolivia	2	-	-	43	-	-
Uruguay	124.702	96.058	-22,97	927.818	1.098.355	18,38
Paraguay	66.798	246	-99,63	762.142	2.892	-99,62
Ecuador	19.413	38.276	97,17	46.260	82.657	78,68
Peru	740.095	704.253	-4,84	1.396.169	1.288.222	-7,73
Guyana	3	402	14.851,08	3.137	1.071	-65,87
Trinidad and Tobago	8	-	-	247	-	-
Bahamas	5	-	-	105	-	-
Jamaica	1.802	750	-58,35	12.230	3.323	-72,83
Puerto Rico	519	704	35,79	6.537	2.268	-65,30
Belize	-	629	-	-	5.080	-
Dominican Republic	1.200	5.830	385,84	3.751	29.177	677,93
El Salvador	155	20.237	12.956,13	1.445	46.325	3.104,97
Costa Rica	6.576	5.085	-22,68	25.000	21.529	-13,89
Barbados	453	10	-97,79	880	408	-53,66
Antigua and Barbuda	234	149	-36,31	2.569	580	-77,43
Aruba	1	12	1.454,58	15	676	4.551,98
Bermuda	258	51	-80,23	922	2.610	183,20
Cayman Islands	50	280	460,00	423	313	-25,94
Dominica	2.847	-	-	8.852	-	-
French Polynesia	3.628	4.183	15,30	21.210	37.743	77,95
Grenada	-	110	-	-	4.303	-
Martinique	1.583	1.091	-31,08	4.645	6.013	29,44
Netherlands Antilles	1.875	139	-92,60	6.927	1.302	-81,20
Turks and Caicos Islands	86	101	17,05	902	6.450	614,87
Guadeloupe	2.185	3.341	52,92	16.110	22.025	36,72
Virgin Islands (British)	1.078	1.720	59,54	11.681	15.717	34,56
U.S. Virgin Islands	-	1	-	-	10	-
United Kingdom	219.533	112.418	-48,79	3.886.320	2.729.213	-29,77
Netherlands	1.560.583	1.710.571	9,61	4.301.180	4.607.890	7,13
France	217.805	258.115	18,51	1.123.464	1.252.173	11,46
Germany, Fed. Rep. of	87.667	49.650	-43,37	2.649.251	964.892	-63,58
Austria	2.590	1.317	-49,17	224.616	108.105	-51,87
Belgium	35.693	24.259	-32,03	326.618	273.517	-16,26
Switzerland	1.256	1.593	26,77	30.219	26.413	-12,60
Luxembourg	-	1	-	-	108	-
Gibraltar	-	1	-	-	160	-
Denmark	114.735	146.404	27,60	402.331	367.295	-8,71
Norway	825	260	-68,48	4.057	6.004	47,99
Sweden	21.011	22.721	8,14	124.610	73.554	-40,97
Finland	32	21.450	66.722,43	195	44.695	22.872,82
Ireland	301	1.277	324,66	30.181	38.668	28,12
Italy	24.764	77.028	211,05	200.182	664.229	231,81
Spain	127.456	118.708	-6,86	603.654	578.550	-4,16
Portugal	37.829	7.180	-81,02	303.127	38.504	-87,30
Iceland	30	2	-93,33	66	72	9,17
Greece	12.637	20.686	63,69	158.093	299.440	89,41
Hungary	2.685	1.272	-52,62	6.600	3.310	-49,85
Poland	12.132	9.902	-18,38	225.737	251.599	11,46
Romania	6.325	7.783	23,03	103.747	91.780	-11,53
Bulgaria	1.287	17.387	1.250,79	4.099	37.328	810,68
Albania	-	13	-	-	24	-
Azerbaijan	-0	1	400,00	129	26	-79,92
Kazakhstan	1.133	-0	-99,98	12.198	3	-99,97
Kyrgyzstan	10	-	-	64	-	-
Uzbekistan	-0	-	-	1	-	-
Lithuania	2.703	3.900	44,29	8.063	14.680	82,07
Latvia	225	20.404	8.979,39	33.116	216.702	554,38
Estonia	55	500	808,81	199	843	324,40
Georgia	1	-	-	256	-	-
Croatia	8.255	6.152	-25,47	46.730	32.935	-29,52
Malta	2.433	680	-72,03	12.669	10.037	-20,77
Slovakia	-	132	-	-	6.000	-
Slovenia	2.482	1.253	-49,51	34.377	21.213	-38,29
Czech Republic	7.628	17.856	134,07	167.193	76.804	-54,06
Russia Federation	2.082	782	-62,45	34.044	5.494	-83,86
Serbia	-	415	-	-	4.092	-
Montenegro	-	916	-	-	2.729	-
<b>Perlengkapan dan Peralatan Rumah Tangga (Tidak Termasuk Furniture)</b>	<b>7.101.884</b>	<b>8.007.437</b>	<b>12,75</b>	<b>65.172.940</b>	<b>41.310.253</b>	<b>-36,61</b>
Japan	860.840	618.071	-28,20	3.888.216	2.596.898	-33,21
Hong Kong	125.106	173.969	39,06	297.048	279.988	-5,74
Korea, Republic of	14.201	25.981	82,95	246.422	347.332	40,95
Taiwan	9.129	2.964	-67,53	44.249	39.974	-9,66
China	119.745	99.084	-17,25	535.232	398.691	-25,51



Lanjutan Tabel 3.6

Komoditas/Negara Tujuan	Berat Bersih (kg)		Perub %	Nilai FOB (US\$)		Perub %
	Jan-Jul 2023	Jan-Jul 2024		Jan-Jul 2023	Jan-Jul 2024	
	(1)	(2)	(3)	(4)	(5)	(6)
Mongolia	-	550	-	-	1.929	-
Macau	-	11	-	-	810	-
Papua New Guinea	49.501	36.852	-25,55	191.418	99.505	-48,02
Thailand	45.833	34.580	-24,55	193.591	264.133	36,44
Singapore	703.002	212.519	-69,77	24.168.082	2.283.624	-90,55
Philippines	291.696	236.729	-18,84	1.535.457	1.223.442	-20,32
Malaysia	488.896	298.731	-38,90	1.649.426	1.716.975	4,10
Cambodia	575	620	7,74	1.824	1.959	7,41
Brunei Darussalam	16.190	14.409	-11,00	80.708	79.011	-2,10
Nepal	10.162	-	-	40.074	-	-
Viet Nam	283.860	180.623	-36,37	850.520	448.345	-47,29
Maldives	14.528	26.944	85,46	53.047	76.717	44,62
India	144.284	137.499	-4,70	1.839.423	1.630.226	-11,37
Pakistan	73.262	27.986	-61,80	163.587	133.594	-18,33
Sri Lanka	78	12.059	15.360,19	100	19.389	19.288,80
Afghanistan	-	7.800	-	-	55.661	-
Saudi Arabia	184.352	209.445	13,61	547.578	605.260	10,53
Israel	-	246	-	-	1.872	-
Kuwait	8.302	4.529	-45,44	23.643	7.749	-67,22
Lebanon	1.811	-	-	19.450	-	-
Yemen	40.660	14.652	-63,96	179.262	41.118	-77,06
Oman	-	133	-	-	427	-
Turkey	42.040	41.943	-0,23	347.114	371.981	7,16
United Arab Emirates	222.311	189.854	-14,60	1.304.421	1.441.995	10,55
Qatar	40.652	55.424	36,34	143.891	239.294	66,30
Bahrain	12.994	9.000	-30,74	34.450	30.365	-11,86
Morocco	-	20	-	-	150	-
Tanzania, United Rep. of	-	4.801	-	-	10.640	-
Somalia	8.487	-	-	34.015	-	-
Togo	1.719	-	-	8.097	-	-
Ghana	6.290	6.964	10,72	10.005	33.786	237,69
Congo	2	-	-	35	-	-
Cameroon	30.669	4.495	-85,34	82.663	13.869	-83,22
Nigeria	912	7.885	764,78	1.893	18.800	893,14
Cote D'Ivoire	3.730	342	-90,83	19.446	31	-99,84
Senegal	23.804	14.377	-39,60	86.104	55.544	-35,49
Mali	-	6.997	-	-	8.011	-
Burkina Faso	2.632	6.857	160,55	12.583	33.129	163,27
Guinea Bissau	5.717	-	-	23.317	-	-
Seychelles	973	2.653	172,66	4.585	7.161	56,17
Djibouti	200	8.824	4.312,05	530	37.711	7.020,56
South Africa	137.052	226.019	64,91	515.492	950.887	84,46
Comoros	-	41	-	-	582	-
Mauritius	15.316	4.921	-67,87	38.749	23.287	-39,90
Australia	88.268	332.382	276,56	1.298.091	1.482.816	14,23
New Zealand	413	3.936	853,74	16.944	23.617	39,38
Palau	-	19	-	-	85	-
New Caledonia	293	164	-44,26	929	558	-39,91
Saint Vincent and the Grenadines	-	99	-	-	8.540	-
Wallis and Futuna Islands	90	-	-	579	-	-
Cook Islands	-	75	-	-	122	-
Fiji	1.710	4.116	140,76	5.585	14.571	160,90
Kiribati	-	49	-	-	13	-
Solomon Islands	2.599	-	-	3.440	-	-
East Timor	511.179	489.763	-4,19	361.970	570.562	57,63
United States	1.965.512	3.488.240	77,47	18.529.144	17.695.597	-4,50
Canada	97.217	99.631	2,48	1.261.414	982.206	-22,13
Mexico	8.845	184.806	1.989,47	108.614	84.898	-21,84
Guatemala	2.556	922	-63,92	24.094	9.503	-60,56
Honduras	395	191	-51,48	5.140	2.664	-48,18
Panama	944	921	-2,36	13.311	9.962	-25,16
Suriname	932	2.041	118,91	6.501	14.017	115,61
Chile	5.147	11.917	131,51	65.815	98.006	48,91
Argentina	2.059	2.403	16,72	27.589	32.656	18,37
Brazil	19.754	23.576	19,35	242.672	312.464	28,76
Colombia	3.704	1.610	-56,55	44.756	17.709	-60,43
Paraguay	4.649	4.742	2,00	22.772	23.021	1,10
Ecuador	1.411	912	-35,33	17.450	11.353	-34,94
Peru	4.637	3.858	-16,79	45.440	38.495	-15,28
Guyana	11.228	10.084	-10,18	23.060	20.038	-13,10
Puerto Rico	18.384	12.945	-29,58	247.768	132.888	-46,37
Dominican Republic	2.235	974	-56,42	30.031	9.725	-67,62
El Salvador	230	629	173,96	3.334	6.156	84,67
Costa Rica	591	624	5,51	7.710	6.558	-14,95
French Polynesia	-	5.506	-	-	31.050	-
United Kingdom	3	13.478	481.249,29	63	79.202	126.622,45
Netherlands	153.462	175.101	14,10	1.797.778	2.328.539	29,52
France	2.664	1.750	-34,32	6.364	34.145	436,50
Germany, Fed. Rep. of	914	1.896	107,44	6.177	13.637	120,77
Belgium	9	1.627	17.972,44	16	17.473	111.908,06
Switzerland	17	26	56,06	115	3.289	2.759,57

Lanjutan Tabel 3.6

Komoditas/Negara Tujuan	Berat Bersih (kg)		Perub %	Nilai FOB (US\$)		Perub %
	Jan-Jul 2023	Jan-Jul 2024		Jan-Jul 2023	Jan-Jul 2024	
	(1)	(2)	(3)	(4)	(5)	(6)
Denmark	306	351	14,76	2.464	2.888	17,19
Finland	782	-	-	103.873	-	-
Italy	19	6	-69,35	328	6	-98,17
Spain	22	20	-9,09	59	150	156,41
Portugal	1.453	3.559	144,86	14.302	32.705	128,67
Hungary	68.965	70.864	2,75	809.161	900.328	11,27
Poland	24.904	51.494	106,77	262.988	446.720	69,86
Azerbaijan	-	14.194	-	-	44.093	-
Ukraine	-	2	-	-	30	-
Uzbekistan	14.702	-	-	42.942	-	-
Lithuania	-	58	-	-	345	-
Latvia	49	-	-	447	-	-
Russia Federation	37.121	17.474	-52,93	495.966	135.002	-72,78
<b>Karet Asap</b>	<b>24.594.356</b>	<b>20.062.605</b>	<b>-18,43</b>	<b>38.582.443</b>	<b>41.989.430</b>	<b>8,83</b>
Japan	3.818.814	2.071.386	-45,76	6.146.081	4.411.290	-28,23
China	2.725.710	3.212.814	17,87	4.099.797	6.703.124	63,50
Singapore	23	36	55,03	6	66	918,10
Philippines	40.320	20.160	-50,00	61.690	35.280	-42,81
Viet Nam	109.836	91.530	-16,67	167.500	182.674	9,06
India	2.141.802	494.262	-76,92	3.292.517	1.106.744	-66,39
Turkey	547.200	307.200	-43,86	841.440	580.992	-30,95
United States	8.197.020	8.757.780	6,84	13.027.278	18.950.751	45,47
Canada	648.720	711.883	9,74	1.020.181	1.481.358	45,21
Mexico	120.960	-	-	194.393	-	-
Brazil	75.906	77.760	2,44	117.909	163.738	38,87
Colombia	-	10.080	-	-	24.242	-
United Kingdom	40.320	20.160	-50,00	65.722	48.586	-26,07
Netherlands	1.220.400	183.060	-85,00	1.885.965	373.036	-80,22
France	894.600	609.840	-31,83	1.398.004	1.114.733	-20,26
Germany, Fed. Rep. of	552.800	281.300	-49,11	893.944	515.198	-42,37
Belgium	38.406	-	-	57.380	-	-
Italy	894.960	752.580	-15,91	1.412.918	1.455.927	3,04
Spain	772.920	589.320	-23,75	1.185.598	1.128.431	-4,82
Poland	20.160	60.480	200,00	35.280	129.830	268,00
Lithuania	20.160	-	-	31.853	-	-
Latvia	91.530	91.530	-0	138.851	197.705	42,39
Slovenia	1.383.810	1.646.220	18,96	2.142.381	3.243.489	51,40
Russia Federation	237.978	73.224	-69,23	365.755	142.238	-61,11
<b>Pipa Plastik dan Perlengkapannya</b>	<b>8.135.147</b>	<b>26.495.266</b>	<b>225,69</b>	<b>34.195.420</b>	<b>33.065.529</b>	<b>-3,30</b>
Japan	1.626.072	1.827.700	12,40	8.137.885	8.106.588	-0,38
Hong Kong	27	4	-85,66	1.950	778	-60,11
Korea, Republic of	1.267.791	1.148.456	-9,41	4.846.070	4.217.034	-12,98
Taiwan	16.996	9.558	-43,76	23.771	12.607	-46,97
China	10.836	11.729	8,24	145.388	479.311	229,68
Mongolia	15	34	129,21	1.095	954	-12,89
Papua New Guinea	12.438	449	-96,39	560.610	976	-99,83
Thailand	482.479	433.525	-10,15	1.522.928	1.953.223	28,25
Singapore	315.850	602.243	90,67	1.374.235	1.970.260	43,37
Philippines	162.480	32.310	-80,11	161.415	241.621	49,69
Malaysia	141.625	18.714.168	13.113,89	886.620	967.941	9,17
Cambodia	2	18	951,43	6	160	2.403,91
Brunei Darussalam	221	212	-3,83	1.047	997	-4,78
Nepal	-	-0	-	-	2	-
Viet Nam	156.544	55.821	-64,34	1.363.302	687.015	-49,61
Maldives	1.644	631	-61,62	7.410	1.966	-73,46
India	185.746	144.975	-21,95	2.528.157	2.458.692	-2,75
Pakistan	-	1	-	-	135	-
Bangladesh	35	-	-	5	-	-
Sri Lanka	-	34	-	-	201	-
Iran (Islamic Republic of)	378	-	-	1.796	-	-
Saudi Arabia	227.219	38.411	-83,10	77.451	11.916	-84,61
Israel	5.954	24.195	306,38	12.203	43.974	260,36
Kuwait	19.011	21.009	10,51	86.220	90.597	5,08
Oman	-	2.492	-	-	7.686	-
Turkey	-	1	-	-	592	-
United Arab Emirates	57.421	43.105	-24,93	201.457	175.806	-12,73
Qatar	111.535	8.968	-91,96	49.436	32.005	-35,26
Egypt	14.315	13.677	-4,46	47.643	42.711	-10,35
Morocco	-	8	-	-	73	-
Tanzania, United Rep. of	-	1	-	-	28	-
Kenya	2.586	5.801	124,30	7.341	33.616	357,90
Mozambique	-0	-	-	2	-	-
Congo	191	-	-	7.707	-	-
Cameroon	-	9.025	-	-	29.655	-
Nigeria	39.019	64.252	64,67	286.960	369.982	28,93
Cote D'Ivoire	314	-	-	11.580	-	-
Senegal	-	37	-	-	750	-
Mali	5	-	-	57	-	-
Seychelles	-	70	-	-	121	-

Lanjutan Tabel 3.6

Komoditas/Negara Tujuan	Berat Bersih (kg)		Perub %	Nilai FOB (US\$)		Perub %
	Jan-Jul 2023	Jan-Jul 2024		Jan-Jul 2023	Jan-Jul 2024	
(1)	(2)	(3)	(4)	(5)	(6)	(7)
South Africa	3.922	265	-93,23	19.888	1.849	-90,70
Comoros	-	279	-	-	2.791	-
Democratic Rep. of the Congo	4.505	4.505	-0	14.479	14.050	-2,96
Australia	332.491	288.853	-13,12	2.166.140	1.961.326	-9,46
New Zealand	366.717	150.865	-58,86	1.948.929	642.139	-67,05
New Caledonia	-	250	-	-	5.338	-
Solomon Islands	-	30	-	-	100	-
Tonga	1.018	-	-	1.868	-	-
East Timor	420.415	236.308	-43,79	616.697	295.589	-52,07
United States	1.838.855	2.503.819	36,16	5.899.732	7.387.695	25,22
Mexico	8.475	7.592	-10,41	89.060	383.149	330,22
Panama	-	-0	-	-	2	-
Cuba	-	463	-	-	24.258	-
Chile	43.641	77.462	77,50	200.606	358.069	78,49
Argentina	-	12	-	-	354	-
Brazil	9.451	3.051	-67,71	25.760	1.328	-94,85
Ecuador	-	14	-	-	104	-
Peru	-0	-	-	4	-	-
Puerto Rico	-	-0	-	-	2	-
Dominican Republic	-	3.416	-	-	8.531	-
French Polynesia	115	232	101,41	161	1.421	782,88
United Kingdom	17	2	-88,24	1.591	29	-98,18
Netherlands	167	1.796	975,63	3.716	5.962	60,42
France	-	16	-	-	167	-
Germany, Fed. Rep. of	3.505	9	-99,75	17.236	33	-99,81
Austria	-	4	-	-	333	-
Belgium	16	10	-35,07	1.193	888	-25,53
Switzerland	-	-0	-	-	28	-
Luxembourg	-	1	-	-	47	-
Denmark	12	3	-75,00	681	92	-86,47
Sweden	7.647	633	-91,72	11.288	2.753	-75,62
Italy	1.012	2.335	130,71	7.000	25.872	269,60
Spain	4.746	-	-	27.083	-	-
Hungary	229.673	7	-100,00	790.103	65	-99,99
Poland	-	113	-	-	1.194	-
Romania	3	-	-	458	-	-
Russia Federation	-0	-	-	4	-	-
<b>Barang dari Plastik untuk Bangunan</b>	<b>3.111.826</b>	<b>3.608.594</b>	<b>15,96</b>	<b>11.354.856</b>	<b>12.687.970</b>	<b>11,74</b>
Japan	391.420	347.545	-11,21	1.525.420	1.153.111	-24,41
Hong Kong	2.262	20.428	803,21	23.349	31.434	34,63
Korea, Republic of	1.932	617	-68,09	9.858	6.478	-34,28
Taiwan	555	251	-54,73	5.155	2.777	-46,14
China	16.481	22.803	38,36	21.748	44.776	105,88
Papua New Guinea	36.279	22.077	-39,15	56.286	46.288	-17,76
Thailand	662.060	534.509	-19,27	1.701.046	1.198.832	-29,52
Singapore	108.045	279.801	158,97	537.817	1.141.346	112,22
Philippines	138.053	225.989	63,70	355.178	530.308	49,31
Malaysia	151.073	217.235	43,79	349.048	439.624	25,95
Myanmar	94.805	34.519	-63,59	168.465	71.674	-57,45
Cambodia	15.818	150	-99,05	166.274	550	-99,67
Brunei Darussalam	2.337	386	-83,47	9.621	3.533	-63,28
Viet Nam	45.200	55.679	23,18	209.334	156.483	-25,25
Maldives	13.096	108.356	727,36	59.792	739.711	1.137,15
India	14.317	97.341	579,88	219.625	584.264	166,03
Pakistan	-	182	-	-	2.750	-
Bangladesh	1.213	1.739	43,41	12.007	15.913	32,53
Sri Lanka	41	514	1.157,28	56	50.349	89.809,65
Saudi Arabia	39.137	16.021	-59,07	56.179	49.504	-11,88
Israel	-	1.606	-	-	67.140	-
Kuwait	9	-	-	63	-	-
Lebanon	-	69	-	-	1.792	-
Turkey	240	18	-92,50	2.685	405	-84,92
United Arab Emirates	634	2.293	261,69	9.042	19.270	113,13
Qatar	422	3.443	715,33	3.450	35.485	928,56
Bahrain	-	246	-	-	1.081	-
Morocco	174	-	-	2.511	-	-
Tanzania, United Rep. of	-	4.104	-	-	6.000	-
Kenya	3.079	6.610	114,72	12.122	45.740	277,32
Togo	110	-	-	30	-	-
Nigeria	73.344	69.821	-4,80	203.974	185.944	-8,84
Senegal	871	-	-	4	-	-
Mauritania	129	-	-	1.684	-	-
Gambia	16.957	17.040	0,49	14.181	13.135	-7,38
Seychelles	17	693	3.977,89	400	2.037	409,83
Central African Republic	980	-	-	4.710	-	-
South Africa	5	-	-	4	-	-
Comoros	-	17.143	-	-	70.901	-
Australia	362.161	400.525	10,59	1.612.274	2.166.207	34,36
New Zealand	4.201	3.800	-9,55	52.846	26.064	-50,68
Fiji	252	3.386	1.241,90	2.227	32.602	1.363,87

Lanjutan Tabel 3.6

Komoditas/Negara Tujuan	Berat Bersih (kg)		Perub %	Nilai FOB (US\$)		Perub %
	Jan-Jul 2023	Jan-Jul 2024		Jan-Jul 2023	Jan-Jul 2024	
(1)	(2)	(3)	(4)	(5)	(6)	(7)
East Timor	394.184	598.308	51,78	369.450	485.152	31,32
United States	303.672	291.346	-4,06	2.255.202	1.930.686	-14,39
Canada	2.206	3.247	47,17	10.125	26.387	160,61
Mexico	-	270	-	-	329	-
Guatemala	-	228	-	-	4.059	-
Suriname	192	-	-	2.629	-	-
Argentina	4	-	-	38	-	-
Colombia	-	176	-	-	406	-
Dominican Republic	-	5.469	-	-	175.844	-
Costa Rica	17.069	257	-98,50	88.435	1.943	-97,80
Cayman Islands	2.492	1.502	-39,73	29.066	9.053	-68,85
French Polynesia	228	5.190	2.176,44	2.404	40.208	1.572,84
Grenada	-	3.490	-	-	23.768	-
United Kingdom	168.352	145.525	-13,56	1.021.965	816.038	-20,15
Netherlands	11.879	9.431	-20,60	88.135	56.332	-36,08
France	536	3.700	590,20	9.790	29.073	196,98
Germany, Fed. Rep. of	-	426	-	-	2.291	-
Belgium	-	205	-	-	1.005	-
Switzerland	8	-	-	185	-	-
Denmark	73	392	434,64	101	3.437	3.320,38
Ireland	-	14	-	-	4.104	-
Italy	6.743	8.464	25,52	30.496	39.767	30,40
Spain	4.695	4.362	-7,09	27.989	52.229	86,61
Greece	-	202	-	-	630	-
Poland	1.762	1.626	-7,72	9.341	8.742	-6,41
Romania	-	7.828	-	-	32.977	-
Lithuania	21	-	-	1.040	-	-
<b>Barang dari Karet untuk Keperluan Rumah Tangga</b>	<b>3.834.295</b>	<b>3.174.879</b>	<b>-17,20</b>	<b>7.470.395</b>	<b>6.204.311</b>	<b>-16,95</b>
Japan	42.338	39.824	-5,94	93.093	50.107	-46,18
Hong Kong	628	29	-95,31	1.652	239	-85,55
Korea, Republic of	130.001	133.456	2,66	211.621	236.592	11,80
Taiwan	26.817	671	-97,50	46.397	3.853	-91,70
China	790.080	225.583	-71,45	2.412.571	802.778	-66,73
Papua New Guinea	2	7.038	400.008,36	28	385	1.295,03
Thailand	182	7.020	3.756,13	6.606	250.809	3.696,53
Singapore	51.518	15.655	-69,61	261.133	161.990	-37,97
Philippines	2.938	2.894	-1,50	16.653	18.981	13,98
Malaysia	17.700	14.121	-20,22	53.251	82.152	54,27
Myanmar	3	11	271,48	42	113	166,97
Brunei Darussalam	-	50	-	-	865	-
Viet Nam	903	3.987	341,51	29.362	40.728	38,71
Maldives	185	421	127,34	556	804	44,60
India	29	35.589	123.178,23	801	27.518	3.336,01
Pakistan	-	246	-	-	44.004	-
Bangladesh	1	2	191,88	5	24	393,63
Sri Lanka	24.035	19.513	-18,82	82.166	62.801	-23,57
Iran (Islamic Republic of)	12	-	-	133	-	-
Saudi Arabia	102	2.507	2.358,33	1.185	10.341	772,64
Kuwait	-	9	-	-	110	-
Oman	3	-	-	8	-	-
Turkey	-	620	-	-	5.195	-
United Arab Emirates	12	630	5.333,36	990	5.705	476,55
Bahrain	12	-	-	28	-	-
Congo	12	-	-	17	-	-
Australia	11.608	7.450	-35,82	43.134	35.169	-18,46
New Zealand	90.258	32.579	-63,90	173.984	59.082	-66,04
East Timor	203.211	121.225	-40,35	40.394	44.193	9,41
United States	770.283	952.266	23,63	1.235.822	1.609.974	30,28
Canada	357.101	100.164	-71,95	523.707	156.356	-70,14
Mexico	8	-0	-96,38	34	1	-98,19
Guatemala	123	72	-41,25	656	516	-21,39
Panama	1	-	-	60	-	-
Chile	-	44.885	-	-	72.140	-
Brazil	10.436	24.240	132,28	157.225	223.977	42,46
Colombia	48	1.468	2.947,32	174	5.762	3.206,75
Bolivia	73	-	-	437	-	-
Uruguay	24.257	-	-	27.566	-	-
Peru	-0	2	357,40	38	16	-58,60
Trinidad and Tobago	27	-	-	279	-	-
El Salvador	2	6.100	286.284,98	7	8.136	119.202,05
Costa Rica	1	-	-	75	-	-
Barbados	14	-	-	274	-	-
Netherlands Antilles	2	-	-	3	-	-
United Kingdom	157.628	130.409	-17,27	314.954	265.995	-15,54
Netherlands	428.003	502.380	17,38	640.980	755.282	17,83
France	257.771	339.176	31,58	398.671	526.099	31,96
Germany, Fed. Rep. of	97.497	59.426	-39,05	185.301	151.549	-18,21
Austria	-	-0	-	-	5	-
Belgium	17.803	-	-	27.264	-	-

Lanjutan Tabel 3.6

Komoditas/Negara Tujuan	Berat Bersih (kg)		Perub %	Nilai FOB (US\$)		Perub %
	Jan-Jul 2023	Jan-Jul 2024		Jan-Jul 2023	Jan-Jul 2024	
(1)	(2)	(3)	(4)	(5)	(6)	(7)
Denmark	142.240	175.726	23,54	174.864	222.163	27,05
Norway	5.018	-	-	8.048	-	-
Sweden	16.109	28.149	74,74	24.266	37.215	53,37
Finland	23.078	40.739	76,53	36.158	66.700	84,47
Ireland	53.000	17.650	-66,70	91.888	29.955	-67,40
Italy	33.730	32.653	-3,19	40.686	36.531	-10,21
Spain	1.377	8.215	496,59	2.231	8.510	281,53
Lithuania	29.126	30.143	3,49	50.932	50.557	-0,74
Estonia	-	9.850	-	-	9.821	-
Czech Republic	-	10	-	-	21	-
Russia Federation	16.950	25	-99,85	51.987	22.491	-56,74
<b>Ban Vulkanisir</b>	<b>2.203.831</b>	<b>2.247.230</b>	<b>1,97</b>	<b>5.259.802</b>	<b>4.976.740</b>	<b>-5,38</b>
Japan	120.354	46.423	-61,43	451.733	161.492	-64,25
Hong Kong	28.270	8.499	-69,94	182.404	38.757	-78,75
Korea, Republic of	595.191	475.886	-20,04	1.216.088	956.819	-21,32
Taiwan	-	5.404	-	-	2.181	-
China	60.525	37.911	-37,36	88.209	66.478	-24,64
Papua New Guinea	72	36	-49,42	812	276	-66,04
Thailand	175.234	347.288	98,19	1.121.888	369.441	-67,07
Singapore	84.765	20.887	-75,36	382.072	53.057	-86,11
Philippines	42.840	17.152	-59,96	200.450	44.003	-78,05
Malaysia	56.999	2.181	-96,17	94.576	3.739	-96,05
Viet Nam	78.444	84.086	7,19	305.946	268.155	-12,35
Maldives	10	887	8.514,08	21	1.698	7.843,69
India	135.128	407	-99,70	6.000	1.243	-79,28
Pakistan	182.324	-	-	20.450	-	-
Bangladesh	319	-	-	529	-	-
Iraq	35.402	-	-	62.426	-	-
Saudi Arabia	28.935	44.429	53,55	57.907	77.927	34,57
Jordan	1.816	7.572	317,06	3.980	14.408	262,02
Lebanon	14.979	3.268	-78,19	29.450	6.797	-76,92
Yemen	4.526	1.125	-75,15	10.886	2.162	-80,14
Turkey	11.174	50.324	350,35	29.718	118.324	298,16
United Arab Emirates	57.612	70.938	23,13	2.471	157.641	6.279,66
Bahrain	49	-	-	128	-	-
Cyprus	171	-	-	533	-	-
Egypt	131.514	125.127	-4,86	224.350	230.887	2,91
Libyan Arab Jamahiriya	39	-	-	98	-	-
Tanzania, United Rep. of	13.133	20.008	52,35	28.237	42.618	50,93
Kenya	99.433	50.444	-49,27	192.719	94.009	-51,22
Central African Republic	10	-	-	4.934	-	-
Australia	9.725	25.257	159,72	28.545	60.877	113,27
Fiji	6.554	5.141	-21,57	16.079	12.392	-22,93
East Timor	42.358	80.886	90,96	51.615	121.025	134,48
United States	46.011	449.093	876,06	135.978	1.443.163	961,32
Canada	130	-	-	600	-	-
Mexico	-	12.241	-	-	32.117	-
Panama	72	408	467,22	444	1.095	146,43
Suriname	552	816	47,73	1.011	1.495	47,85
Brazil	29.384	62.407	112,39	53.018	125.737	137,16
United Kingdom	2.303	68.927	2.893,04	5.840	177.646	2.941,71
Netherlands	1.532	1.011	-34,01	7.452	5.615	-24,66
Germany, Fed. Rep. of	-	191	-	-	700	-
Denmark	1	-	-	32	-	-
Ireland	52.488	33.839	-35,53	119.198	72.835	-38,90
Spain	8	2.256	28.976,29	23	6.308	26.767,21
Portugal	16.897	16.248	-3,84	36.712	39.629	7,95
Greece	2.864	50.680	1.669,63	6.244	124.069	1.886,94
Croatia	33.684	17.546	-47,91	77.995	39.924	-48,81
<b>Semen</b>	<b>6.543.032.739</b>	<b>6.875.833.119</b>	<b>5,09</b>	<b>246.660.615</b>	<b>221.387.382</b>	<b>-10,25</b>
Japan	88.074	198.000	124,81	16.045	37.353	132,81
Hong Kong	896.000	224.000	-75,00	108.954	28.723	-73,64
Taiwan	445.482.000	679.424.000	52,51	17.172.120	22.355.104	30,18
China	132.024	-	-	16.423	-	-
Papua New Guinea	39.706.522	48.626.223	22,46	2.012.202	2.306.972	14,65
Thailand	4.200	-	-	6.090	-	-
Singapore	2.295	1.521	-33,72	13.496	21.701	60,79
Philippines	415.174.043	393.659.938	-5,18	15.956.469	12.422.657	-22,15
Malaysia	25.050.400	129.541.081	417,12	905.232	4.091.170	351,95
Cambodia	660.000	-	-	74.903	-	-
Brunei Darussalam	123.299.304	-	-	4.425.212	-	-
Viet Nam	10.728.000	6.538.000	-39,06	1.270.604	763.813	-39,89
Maldives	9.555	76.135.200	796.710,05	9.263	3.093.804	33.301,39
Bangladesh	3.605.742.013	4.224.204.000	17,15	127.600.958	123.823.391	-2,96
Sri Lanka	80.174.171	-	-	3.254.011	-	-
United Arab Emirates	-	1	-	-	43	-
Ghana	-	53.965.000	-	-	1.511.020	-
Benin	-	76.030.000	-	-	2.138.724	-
Mauritius	268.600.000	-	-	11.376.805	-	-

Lanjutan Tabel 3.6

Komoditas/Negara Tujuan	Berat Bersih (kg)		Perub %	Nilai FOB (US\$)		Perub %
	Jan-Jul 2023	Jan-Jul 2024		Jan-Jul 2023	Jan-Jul 2024	
(1)	(2)	(3)	(4)	(5)	(6)	(7)
Australia	1.278.014.078	878.006.649	-31,30	49.174.999	32.501.490	-33,91
Vanuatu	-	326.400	-	-	24.806	-
American Samoa	-	3.536.000	-	-	268.736	-
Fiji	54.482.425	72.450.000	32,98	1.994.337	2.208.469	10,74
Marshall Islands	-	244.800	-	-	18.605	-
Samoa	-	816.000	-	-	62.016	-
Tonga	-	652.800	-	-	49.613	-
East Timor	164.787.615	197.893.497	20,09	9.654.951	11.819.555	22,42
United States	21	1.360.009	6.415.034,43	42	103.368	247.192,55
French Polynesia	30.000.000	32.000.000	6,67	1.617.500	1.736.250	7,34
<b>Kaca dan Barang dari Kaca</b>	<b>304.186.374</b>	<b>363.428.506</b>	<b>19,48</b>	<b>194.594.199</b>	<b>207.385.659</b>	<b>6,57</b>
Japan	5.606.562	5.817.648	3,76	15.644.410	15.618.817	-0,16
Hong Kong	178.563	171.754	-3,81	1.867.585	1.997.046	6,93
Korea, Republic of	30.334.522	35.659.400	17,55	12.110.717	12.268.701	1,30
Taiwan	3.244.744	3.465.287	6,80	2.349.668	2.396.974	2,01
China	6.663.628	6.791.388	1,92	4.520.682	4.302.804	-4,82
Mongolia	-	153	-	-	1.114	-
Papua New Guinea	2.984.263	2.897.817	-2,90	1.365.453	1.267.550	-7,17
Thailand	17.612.459	16.611.659	-5,68	10.489.680	9.173.074	-12,55
Singapore	2.870.711	3.688.719	28,49	2.774.665	2.796.242	0,78
Philippines	11.483.693	39.967.749	248,04	7.742.094	17.014.920	119,77
Malaysia	37.005.973	62.831.451	69,79	21.734.811	29.896.393	37,55
Myanmar	5.364.437	2.334.643	-56,48	2.098.524	1.071.779	-48,93
Cambodia	239.377	559.492	133,73	188.408	393.230	108,71
Brunei Darussalam	85.244	175.567	105,96	37.612	68.399	81,85
Lao People'S Dem. Rep.	56	54	-2,70	1.838	2.279	24,03
Nepal	75.901	373.651	392,28	57.749	214.901	272,13
Bhutan	38	-	-	1.550	-	-
Viet Nam	33.574.688	36.999.607	10,20	17.428.373	17.995.503	3,25
Maldives	81.144	108.953	34,27	110.445	112.467	1,83
India	67.667.291	79.884.485	18,05	33.394.386	36.193.457	8,38
Pakistan	1.082.498	1.181.016	9,10	951.700	1.015.406	6,69
Bangladesh	261.667	371.071	41,81	1.805.347	2.093.769	15,98
Sri Lanka	497.531	921.219	85,16	207.300	380.746	83,67
Afghanistan	647.211	409.452	-36,74	507.196	318.113	-37,28
Iraq	23.305	1.190	-94,89	34.084	4.004	-88,25
Iran (Islamic Republic of)	140	177.592	126.525,03	721	143.563	19.811,62
Saudi Arabia	947.630	858.344	-9,42	912.964	1.193.072	30,68
Israel	296.774	246.392	-16,98	239.739	196.667	-17,97
Kuwait	154.858	306.899	98,18	102.450	157.119	53,36
Jordan	121.880	19.875	-83,69	110.614	21.835	-80,26
Lebanon	404.830	463.150	14,41	441.005	452.745	2,66
Palestina	16.639	19.361	16,36	18.916	18.643	-1,44
Yemen	506.586	605.018	19,43	434.090	280.563	-35,37
Oman	47.168	697	-98,52	46.400	7.164	-84,56
Syria Arab Republic	25.553	99.554	289,60	12.012	110.197	817,42
Turkey	923.128	630.285	-31,72	854.728	743.672	-12,99
United Arab Emirates	1.134.117	1.015.410	-10,47	1.477.845	1.033.765	-30,05
Qatar	46.914	47.681	1,63	81.909	91.579	11,81
Bahrain	297	178	-40,07	5.764	2.092	-63,70
Cyprus	14.364	345	-97,60	28.571	585	-97,95
Egypt	33.321	240.510	621,81	275.356	1.810.018	557,34
Morocco	58.321	27.492	-52,86	26.436	151.795	474,21
Tunisia	298	1.395	368,36	1.253	15.303	1.121,32
Algeria	2.369.736	648	-99,97	838.097	3.284	-99,61
Namibia	1.003	22.097	2.102,08	5.277	19.524	269,99
Tanzania, United Rep. of	1.143.414	276.215	-75,84	537.393	157.721	-70,65
Madagascar	5.142.370	212.072	-95,88	2.710.669	105.161	-96,12
Somalia	624.427	393.065	-37,05	523.888	329.368	-37,13
Kenya	2.451.279	259.534	-89,41	1.082.961	234.727	-78,33
Reunion	57.998	32.571	-43,84	98.745	39.619	-59,88
Mozambique	-	37.821	-	-	27.344	-
Ghana	789.009	672.313	-14,79	346.530	248.603	-28,26
Guinea	-	113.263	-	-	75.968	-
Angola	789	57.933	7.242,59	7.641	23.173	203,27
Congo	38.622	-	-	15.449	-	-
Cameroon	49.224	327.688	565,71	37.250	99.943	168,30
Nigeria	20.682	160.420	675,65	21.098	182.923	767,00
Sierra Leone	19.311	-	-	7.724	-	-
Gabon	38.030	503	-98,68	27.411	344	-98,75
Cote D'Ivoire	165.106	389.465	135,89	71.374	107.415	50,50
Senegal	94.445	39.498	-58,18	63.092	24.459	-61,23
Mali	149	-	-	725	-	-
Seychelles	5.742	1.473	-74,34	51.269	24.622	-51,97
Uganda	1.014.047	828.959	-18,25	508.516	367.772	-27,68
Djibouti	211.316	-	-	195.831	-	-
South Africa	3.674.724	2.681.053	-27,04	2.866.118	2.105.450	-26,54
Zimbabwe	102	-	-	1.287	-	-
Mauritius	245.567	1.975.960	704,65	153.422	1.121.843	631,21
Rwanda	46.399	46.591	0,41	22.336	20.068	-10,15



Lanjutan Tabel 3.6

Komoditas/Negara Tujuan	Berat Bersih (kg)		Perub %	Nilai FOB (US\$)		Perub %
	Jan-Jul 2023	Jan-Jul 2024		Jan-Jul 2023	Jan-Jul 2024	
	(1)	(2)	(3)	(4)	(5)	(6)
Mayotte	589	1.244	111,34	1.024	3.980	288,67
Democratic Rep. of the Congo	53.199	—	—	30.772	—	—
Australia	11.074.882	13.216.454	19,34	8.279.136	8.568.382	3,49
New Zealand	11.001.703	13.524.548	22,93	6.622.663	8.148.531	23,04
Guam	307	270	-12,05	380	1.732	356,30
Palau	—	72	—	—	386	—
New Caledonia	7.972	6.633	-16,79	23.904	8.290	-65,32
Northern Mariana Islands	160	110	-31,25	191	365	91,20
Saint Vincent and the Grenadines	320	371	15,91	200	3.618	1.708,92
Vanuatu	36	403	1.033,24	839	1.048	24,91
Wallis and Futuna Islands	100	—	—	607	—	—
Cook Islands	100	18.764	18.664,31	863	9.409	990,15
Fiji	14.639	8.929	-39,01	18.810	10.869	-42,22
Samoa	—	180	—	—	811	—
Solomon Islands	107	97	-9,53	212	305	44,09
East Timor	647.057	534.867	-17,34	513.965	328.262	-36,13
United States	5.291.866	3.984.115	-24,71	6.396.052	5.134.693	-19,72
Canada	1.057.537	1.205.534	13,99	460.301	501.185	8,88
Mexico	1.400.058	1.627.372	16,24	1.078.269	1.379.261	27,91
Guatemala	333.672	200.962	-39,77	225.301	114.744	-49,07
Honduras	67.284	25.164	-62,60	51.691	6.313	-87,79
Nicaragua	188.475	73.078	-61,23	49.921	19.362	-61,21
Panama	1.126.741	393.890	-65,04	823.506	319.011	-61,26
Cuba	324.000	—	—	153.296	—	—
Curacao	3.500	237	-93,23	258	422	63,80
Suriname	921	5.832	533,52	3.033	3.653	20,44
Chile	1.594.392	304.835	-80,88	563.406	242.174	-57,02
Venezuela	16.529	42.023	154,24	15.456	32.476	110,12
Argentina	360.688	299.373	-17,00	273.351	236.332	-13,54
Brazil	5.936.141	4.569.751	-23,02	3.690.563	2.867.841	-22,29
Colombia	255.972	276.145	7,88	119.145	119.562	0,35
Bolivia	222	1	-99,55	2.031	4	-99,79
Uruguay	861.620	293.522	-65,93	307.435	164.195	-46,59
Paraguay	335.798	236.949	-29,44	166.109	131.543	-20,81
Ecuador	1.543.680	1.111.271	-28,01	829.175	548.813	-33,81
Peru	1.394.693	1.865.799	33,78	755.114	875.732	15,97
Guyana	143.771	116.263	-19,13	92.746	47.628	-48,65
Trinidad and Tobago	194.102	120.424	-37,96	90.562	32.761	-63,83
Bahamas	911	64	-93,00	4.403	422	-90,43
Jamaica	126.174	226.678	79,66	70.110	92.622	32,11
Puerto Rico	472.745	364.080	-22,99	176.223	120.990	-31,34
Belize	15.513	431	97,22	18.018	2.334	-87,05
Dominican Republic	235.879	1.787	-99,24	158.541	10.932	-93,10
El Salvador	73.399	24.339	-66,84	21.787	7.092	-67,45
Costa Rica	5.166	59.749	1.056,47	19.115	48.097	151,62
Haiti	47.370	114.900	142,56	13.802	32.380	134,60
Barbados	43	111	159,94	476	1.035	117,40
Antigua and Barbuda	276	—	—	1.013	—	—
Anguilla	61	—	—	526	—	—
Aruba	638	924	44,76	3.035	6.228	105,21
Bermuda	130	101	-22,64	1.080	1.094	1,25
Cayman Islands	40	—	—	486	—	—
Dominica	67.784	—	—	44.511	—	—
French Guiana	13	—	—	408	—	—
French Polynesia	3.566	3.451	-3,21	5.408	14.933	176,14
Grenada	15	125	716,94	93	754	711,19
Martinique	2.476	1.309	-47,14	12.418	5.340	-57,00
Netherlands Antilles	1.270	1.682	32,38	8.866	8.282	-6,59
Saint Lucia	—	6	—	—	78	—
Turks and Caicos Islands	—	42	—	—	159	—
Guadeloupe	5.922	2.562	-56,74	21.356	12.152	-43,10
Virgin Islands (British)	535	474	-11,41	1.833	6.964	279,90
U.S. Virgin Islands	126	—	—	903	—	—
United Kingdom	1.241.549	999.285	-19,51	1.038.989	631.954	-39,18
Netherlands	462.659	705.727	52,54	2.148.124	3.298.993	53,58
France	338.184	167.036	-50,61	1.017.791	1.036.990	1,89
Germany, Fed. Rep. of	184.765	157.356	-14,83	1.512.331	1.540.875	1,89
Austria	1.196	1.267	5,94	1.851	2.336	26,18
Belgium	133.781	88.011	-34,21	522.494	361.237	-30,86
Switzerland	11.131	5.907	-46,93	22.443	46.936	109,13
Gibraltar	73.194	—	—	19.083	—	—
Denmark	6.543	5.380	-17,78	30.498	31.139	2,10
Norway	1.570	331	-78,90	16.828	2.623	-84,42
Sweden	720	465	-35,49	10.181	1.928	-81,06
Finland	812	80	-90,20	4.350	325	-92,53
Ireland	654.847	604.982	-7,61	221.692	206.132	-7,02
Italy	190.836	325.401	70,51	294.495	374.987	27,33
Spain	3.130.169	465.723	-85,12	1.480.498	601.145	-59,40
Portugal	299.092	215.476	-27,96	264.763	180.719	-31,74
Iceland	4	—	—	66	—	—
Greece	136.716	50.799	-62,84	206.051	201.454	-2,23



Lanjutan Tabel 3.6

Komoditas/Negara Tujuan	Berat Bersih (kg)		Perub %	Nilai FOB (US\$)		Perub %
	Jan-Jul 2023	Jan-Jul 2024		Jan-Jul 2023	Jan-Jul 2024	
(1)	(2)	(3)	(4)	(5)	(6)	(7)
Hungary	409	13	-96,82	2.696	166	-93,83
Poland	135.133	53.567	-60,36	385.130	64.154	-83,34
Romania	200.986	2.513	-98,75	271.554	11.472	-95,78
Bulgaria	61.371	23.896	-61,06	46.744	15.592	-66,64
Albania	1.365	127.195	9.221,71	2.500	114.048	4.461,26
Kazakhstan	6	-0	-98,98	31	47	51,21
Kyrgyzstan	80	-	-	5	-	-
Lithuania	599	135	-77,42	1.272	974	-23,43
Latvia	4.542	-	-	30.727	-	-
Croatia	84	903	977,86	2.331	1.369	-41,26
Bosnia and Herzegovina	14.000	-	-	11.310	-	-
Malta	21.823	37.907	73,70	24.182	30.684	26,89
Slovakia	2.291	-	-	4.604	-	-
Slovenia	5.192	16	-99,69	6.708	443	-93,39
Czech Republic	36.098	110	-99,70	51.408	126	-99,75
Russia Federation	877	7.834	792,88	5.532	43.773	691,29
Serbia	83	150	80,07	992	58	-94,19
Montenegro	18.968	-	-	20.093	-	-
<b>Keramik</b>	<b>154.188.122</b>	<b>163.274.296</b>	<b>5,89</b>	<b>155.092.667</b>	<b>170.064.777</b>	<b>9,65</b>
Japan	3.178.363	5.267.938	65,74	21.488.440	27.822.931	29,48
Hong Kong	415.941	290.412	-30,18	1.102.544	835.041	-24,26
Korea, Republic of	2.603.348	1.489.811	-42,77	7.042.855	4.550.765	-35,38
Taiwan	7.677.174	7.335.937	-4,44	3.050.249	3.011.395	-1,27
China	1.395.496	907.863	-34,94	6.812.562	5.663.787	-16,86
Macau	25.441	18.772	-26,22	297.005	354.746	19,44
Papua New Guinea	139.157	93.627	-32,72	28.465	21.498	-24,48
Thailand	18.621.499	14.609.297	-21,55	11.868.225	12.663.821	6,70
Singapore	1.626.359	2.119.807	30,34	2.450.347	1.768.188	-27,84
Philippines	47.760.138	64.753.266	35,58	8.822.981	11.603.564	31,52
Malaysia	29.599.532	26.355.997	-10,96	15.324.929	23.551.205	53,68
Cambodia	828.324	155.342	-81,25	299.204	85.908	-71,29
Brunei Darussalam	1.396.154	2.422.491	73,51	338.176	710.048	109,96
Lao People'S Dem. Rep.	-	100	-	-	32	-
Viet Nam	1.398.085	2.343.338	67,61	974.554	2.184.990	124,20
Maldives	234.429	225.021	-4,01	341.347	229.676	-32,71
India	1.522.904	1.810.092	18,86	11.823.979	15.671.355	32,54
Pakistan	-	32.412	-	-	127.183	-
Bangladesh	153.621	214.641	39,72	164.340	174.567	6,22
Sri Lanka	-	1.979	-	-	6.104	-
Iraq	85.408	215	-99,75	99.756	332	-99,67
Saudi Arabia	102.633	57.905	-43,58	1.038.825	448.173	-56,86
Israel	4.608	7.337	59,22	12.855	10.885	-15,33
Kuwait	7.856	50.954	548,63	77.488	222.220	186,78
Jordan	7	25	285,38	94	833	791,40
Lebanon	731.246	18	-100,00	227.862	100	-99,96
Yemen	2.083.404	703.161	-66,25	394.685	125.533	-68,19
Oman	23.844	205.005	759,77	83.093	71.719	-13,69
Turkey	50.007	26.584	-46,84	464.728	169.322	-63,57
United Arab Emirates	790.587	769.221	-2,70	1.976.679	2.048.522	3,63
Qatar	175.960	283.750	61,26	1.205.555	1.055.117	-12,48
Bahrain	194.994	228.458	17,16	113.470	83.645	-26,28
Cyprus	1.249	4.461	257,02	2.410	3.545	47,13
Egypt	2.480	393	-84,16	31.190	6.292	-79,83
Libyan Arab Jamahiriya	-	1.640	-	-	6.257	-
Morocco	14.914	26.840	79,96	49.445	109.732	121,93
Tunisia	-	131	-	-	186	-
Namibia	2.885	146	-94,94	3.417	356	-89,58
Tanzania, United Rep. of	460	125.976	27.286,14	4.208	61.701	1.366,27
Madagascar	547.015	951.329	73,91	127.614	175.079	37,19
Kenya	102.656	136.672	33,14	86.547	87.327	0,90
Reunion	42.079	188.407	347,75	50.982	49.630	-2,65
Mozambique	156	1.950	1.150,00	616	2.598	321,86
Equatorial Guinea	76.800	-	-	6.912	-	-
Togo	82.268	1.433.094	1.641,99	16.744	212.367	1.168,31
Ghana	3.500	1.828.020	52.129,15	11.343	171.040	1.407,92
Liberia	5.525	-	-	59.624	-	-
Guinea	-	200	-	-	50	-
Congo	52.470	173.651	230,95	22.487	179.504	698,26
Gabon	-	34.900	-	-	34.809	-
Cote D'Ivoire	-	208	-	-	2.688	-
Senegal	12.257	40	-99,67	20.802	72	-99,65
Gambia	-	32.480	-	-	78.603	-
Seychelles	3.101	4.393	41,65	7.792	53.300	584,01
South Africa	350.877	34.754	-90,09	1.966.649	132.828	-93,25
Comoros	-	661	-	-	3.661	-
Mauritius	3.056.658	2.341.909	-23,38	659.393	436.460	-33,81
Mayotte	258.043	400.990	55,40	50.770	79.684	56,95
Australia	2.510.540	1.755.962	-30,06	2.256.214	1.557.948	-30,95
New Zealand	85.145	189.077	122,06	137.346	221.716	61,43
Guam	74	-	-	993	-	-

Lanjutan Tabel 3.6

Komoditas/Negara Tujuan	Berat Bersih (kg)		Perub %	Nilai FOB (US\$)		Perub %
	Jan-Jul 2023	Jan-Jul 2024		Jan-Jul 2023	Jan-Jul 2024	
	(1)	(2)	(3)	(4)	(5)	(6)
Palau	5	2.451	48.920,00	92	2.065	2.139,63
New Caledonia	2.634	8.640	228,00	5.813	14.575	150,71
Northern Mariana Islands	910	324	-64,35	1.938	648	-66,56
Saint Vincent and the Grenadines	-	1.671	-	-	1.167	-
Vanuatu	-	11.861	-	-	7.059	-
American Samoa	-	48.000	-	-	18.432	-
Cook Islands	10	594	5.840,00	91	1.688	1.763,33
Fiji	26.029	3.373	-87,04	25.269	12.182	-51,79
Marshall Islands	20.977	23.794	13,43	4.886	6.521	33,47
Samoa	-	400	-	-	234	-
Solomon Islands	48	1.139	2.272,92	120	621	417,17
East Timor	4.455.548	3.645.453	-18,18	1.193.172	878.007	-26,41
United States	12.068.080	10.909.634	-9,60	31.101.903	31.390.479	0,93
Canada	25.846	35.327	36,68	145.256	318.178	119,05
Mexico	142.762	50.667	-64,51	286.032	180.818	-36,78
Guatemala	85	4.058	4.674,41	465	12.207	2.526,98
Panama	2.430	141	-94,19	4.005	757	-81,10
Cuba	-	4.595	-	-	17.675	-
Curacao	150	2.275	1.416,67	232	5.059	2.079,14
Suriname	-	1.004	-	-	1.690	-
Chile	30.750	41.400	34,63	82.789	97.796	18,13
Argentina	44.110	2.277	-94,84	108.724	2.981	-97,26
Brazil	503.165	694.987	38,12	932.164	1.318.310	41,42
Colombia	37.639	8.243	-78,10	96.111	18.377	-80,88
Uruguay	3.408	5.498	61,32	2.981	13.058	338,08
Paraguay	16	-	-	49	-	-
Ecuador	471	831	76,52	4.002	12.650	216,07
Peru	28.974	36.588	26,28	86.613	80.892	-6,60
Bahamas	4.724	85	-98,20	35.921	1.023	-97,15
Jamaica	16.435	-	-	133.611	-	-
Puerto Rico	26.985	733	-97,28	38.831	1.148	-97,04
Belize	-	615	-	-	1.369	-
Dominican Republic	4.975	1.398	-71,91	8.885	2.070	-76,70
El Salvador	360	505	40,28	1.209	1.339	10,71
Costa Rica	17.394	11.403	-34,44	27.734	15.427	-44,38
Barbados	833	510	-38,80	9.314	2.559	-72,52
Antigua and Barbuda	1.497	-	-	2.847	-	-
Aruba	-	370	-	-	1.132	-
Bermuda	-	854	-	-	709	-
Cayman Islands	81	120	48,15	156	300	91,93
French Guiana	2.585	-	-	6.293	-	-
French Polynesia	13.069	52.589	302,39	6.742	25.847	283,36
Martinique	2.990	2.917	-2,44	4.471	3.480	-22,17
Netherlands Antilles	5.061	2.429	-52,01	4.244	14.281	236,52
Turks and Caicos Islands	872	-	-	1.809	-	-
Guadeloupe	16.721	13.030	-22,08	12.668	12.506	-1,28
Virgin Islands (British)	910	53	-94,18	892	330	-62,99
U.S. Virgin Islands	12	-	-	40	-	-
Sint Maarten (Dutch Part)	-	3	-	-	20	-
United Kingdom	1.280.655	808.284	-36,89	3.532.318	2.706.239	-23,39
Netherlands	765.711	890.614	16,31	5.151.985	4.000.255	-22,36
France	930.230	860.174	-7,53	1.814.770	1.397.664	-22,98
Germany, Fed. Rep. of	668.707	514.188	-23,11	1.960.281	1.686.965	-13,94
Austria	4.173	508	-87,84	8.463	5.169	-38,92
Belgium	1.925.768	598.057	-68,94	957.441	898.744	-6,13
Switzerland	905	4.470	393,75	9.719	29.731	205,89
Denmark	180.619	359.411	98,99	951.615	2.058.870	116,36
Norway	1.067	1.017	-4,67	3.474	983	-71,70
Sweden	42.548	36.405	-14,44	65.440	74.869	14,41
Finland	159.647	354.232	121,88	1.033.779	1.938.232	87,49
Ireland	161.578	208.031	28,75	481.406	549.498	14,14
Italy	61.096	82.977	35,82	294.697	343.612	16,60
Spain	164.862	153.587	-6,84	334.808	346.354	3,45
Portugal	6.698	10.771	60,81	27.600	12.879	-53,34
Greece	63.998	51.797	-19,07	168.832	128.386	-23,96
Hungary	5.258	715	-86,41	6.920	2.060	-70,23
Poland	3.522	15.536	341,11	11.629	84.544	627,02
Romania	23.127	13.293	-42,52	74.044	43.407	-41,38
Bulgaria	3.739	1.304	-65,13	1.862	4.683	151,48
Albania	11.806	15.441	30,79	12.938	36.668	183,42
Armenia	10	-	-	169	-	-
Azerbaijan	2.008	1.898	-5,47	33.655	34.485	2,47
Kazakhstan	1.414	1.465	3,67	15.452	16.587	7,35
Kyrgyzstan	1	-	-	5	-	-
Ukraine	-	335	-	-	4.786	-
Uzbekistan	43	-	-	861	-	-
Lithuania	334	2.518	653,89	217	3.341	1.440,39
Latvia	-	2.179	-	-	3.943	-
Estonia	2.075	26	-98,74	3.317	104	-96,86
Croatia	23.370	13.849	-40,74	33.693	24.658	-26,81
Malta	21.064	-	-	34.676	-	-

Lanjutan Tabel 3.6

Komoditas/Negara Tujuan	Berat Bersih (kg)		Perub %	Nilai FOB (US\$)		Perub %
	Jan-Jul 2023	Jan-Jul 2024		Jan-Jul 2023	Jan-Jul 2024	
	(1)	(2)	(3)	(4)	(5)	(6)
Slovakia	1.420	-	-	1.385	-	-
Slovenia	8.167	1.195	-85,36	13.525	3.711	-72,56
Czech Republic	105.618	153.143	45,00	46.048	52.208	13,38
Russia Federation	7.504	30.808	310,57	126.868	127.815	0,75
Serbia	2.152	3.439	59,80	1.488	2.860	92,26
Montenegro	9	730	8.239,90	125	2.163	1.626,52
<b>Barang Galian Bukan Logam Lainnya</b>	<b>28.892.087</b>	<b>45.105.475</b>	<b>56,12</b>	<b>31.780.371</b>	<b>32.545.482</b>	<b>2,41</b>
Japan	8.681.790	5.564.651	-35,90	11.922.612	7.264.768	-39,07
Hong Kong	8.253	859	-89,59	33.939	3.977	-88,28
Korea, Republic of	691.514	1.806.543	161,24	424.979	750.354	76,56
Taiwan	892.688	574.067	-35,69	764.028	527.076	-31,01
China	1.585.760	1.272.523	-19,75	1.158.189	1.164.641	0,56
Papua New Guinea	6.071	724	-88,07	1.623	915	-43,63
Thailand	470.204	3.138.678	567,51	872.141	1.379.688	58,20
Singapore	352.461	260.689	-26,04	633.136	589.459	-6,90
Philippines	620.870	6.714.966	981,54	919.354	2.151.044	133,97
Malaysia	3.463.616	9.004.372	159,97	2.317.175	4.430.381	91,20
Myanmar	293	28.432	9.594,70	7.022	20.584	193,13
Cambodia	80	79	-1,39	1.089	1.138	4,48
Brunei Darussalam	55.932	127	-99,77	3.081	586	-80,97
Nepal	58	-	-	738	-	-
Viet Nam	837.136	1.899.396	126,89	929.967	1.156.895	24,40
Maldives	10.014	2.477	-75,26	83.004	18.115	-78,18
India	340.185	225.072	-33,84	286.441	233.223	-18,58
Pakistan	85.374	179.881	110,70	229.010	300.732	31,32
Bangladesh	4.275.029	6.058.921	41,73	2.061.566	2.850.714	38,28
Sri Lanka	568.303	634.744	11,69	537.126	639.448	19,05
Iran (Islamic Republic of)	-	44.766	-	-	220.913	-
Saudi Arabia	193.014	1.486.583	670,19	188.348	1.174.421	523,54
Israel	16.961	22.862	34,79	24.829	51.360	106,85
Kuwait	284	3.758	1.223,18	7.957	16.574	108,29
Lebanon	10.901	-	-	15.970	-	-
Yemen	510	2.253	341,84	4.235	17.115	304,18
Oman	268	712	166,12	11.695	9.915	-15,22
Turkey	26.424	20.654	-21,84	105.490	104.655	-0,79
United Arab Emirates	122.708	43.334	-64,69	600.963	133.134	-77,85
Qatar	231	204	-11,86	8.105	7.887	-2,68
Bahrain	1.740	430	-75,31	6.719	575	-91,45
Cyprus	192	170	-11,23	880	913	3,72
Egypt	31.064	-	-	56.688	-	-
Morocco	162	-	-	46	-	-
Namibia	1.223	978	-20,01	2.260	2.227	-1,45
Ethiopia	2	-	-	262	-	-
Tanzania, United Rep. of	210	48	-77,14	338	1.602	374,41
Madagascar	9	3	-65,11	612	121	-80,20
Kenya	440.345	276.000	-37,32	278.368	150.167	-46,05
Reunion	8.213	6.709	-18,31	13.662	5.977	-56,25
Mozambique	3.572	-	-	2.117	-	-
Ghana	700	22.891	3.170,15	2.064	6.853	232,08
Nigeria	13.750	13	-99,91	16.565	3.524	-78,73
Cote D'Ivoire	57	-	-	802	-	-
Senegal	-	28.463	-	-	65.561	-
Seychelles	900	88	-90,20	2.153	491	-77,18
Swaziland	5	-	-	528	-	-
South Africa	42.510	21.301	-49,89	39.912	32.195	-19,34
Comoros	-	7.413	-	-	8.608	-
Mauritius	2.006	377	-81,22	3.235	1.656	-48,79
Mayotte	102	35	-65,81	162	138	-14,81
Australia	2.477.769	2.742.625	10,69	2.408.446	2.328.839	-3,31
New Zealand	36.321	56.444	55,41	34.069	77.281	126,84
Guam	651	-	-	794	-	-
New Caledonia	737	4.379	494,11	801	9.531	1.090,51
Saint Vincent and the Grenadines	-	48	-	-	928	-
Vanuatu	45	336	650,03	1.578	1.547	-1,99
Cook Islands	-	1.547	-	-	2.624	-
Fiji	18.910	2.523	-86,66	13.984	17.584	25,74
Solomon Islands	4	1.240	30.900,00	383	2.335	510,40
East Timor	108.754	485.135	346,08	58.217	114.588	96,83
United States	921.242	1.017.750	10,48	1.658.065	1.819.635	9,74
Canada	14.269	30.126	111,13	34.507	48.365	40,16
Mexico	39.780	40.182	1,01	112.209	78.219	-30,29
Guatemala	153.454	126.078	-17,84	553.887	457.857	-17,34
Honduras	120	790	558,33	43	56	29,82
Nicaragua	223	173	-22,07	4.865	3.476	-28,55
Panama	225	628	178,61	2.569	6.225	142,35
Curacao	114	1.429	1.153,51	1.575	4.527	187,45
Suriname	13.709	10.216	-25,48	4.542	3.500	-22,95
Chile	10.357	11.562	11,64	63.087	27.000	-57,20
Argentina	2.025	-0	-99,99	3.409	6	-99,82
Brazil	36.141	62.163	72,00	257.503	382.497	48,54

Lanjutan Tabel 3.6

Komoditas/Negara Tujuan	Berat Bersih (kg)		Perub %	Nilai FOB (US\$)		Perub %
	Jan-Jul 2023	Jan-Jul 2024		Jan-Jul 2023	Jan-Jul 2024	
	(1)	(2)	(3)	(4)	(5)	(6)
Colombia	4.799	4.255	-11,33	28.245	25.982	-8,01
Bolivia	124	-	-	1.738	-	-
Uruguay	615	4.469	626,85	6.331	9.235	45,88
Ecuador	133	105	-21,11	459	501	9,16
Peru	257	914	255,48	2.282	3.880	70,00
Guyana	-	7	-	-	100	-
Trinidad and Tobago	5	-	-	76	-	-
Bahamas	11	57	418,03	278	612	120,29
Jamaica	145	120	-16,98	253	1.989	685,98
Puerto Rico	3.773	-	-	6.075	-	-
Belize	-	46	-	-	317	-
Dominican Republic	1.241	878	-29,24	1.248	5.123	310,61
El Salvador	9.113	6.353	-30,29	26.937	16.615	-38,32
Costa Rica	59.161	50.721	-14,27	105.131	100.110	-4,78
Barbados	139	374	169,39	2.774	4.327	56,00
Anguilla	600	-	-	3.370	-	-
Aruba	36	-	-	576	-	-
Bermuda	63	51	-19,66	670	616	-8,10
French Polynesia	17.437	77.749	345,89	9.734	79.602	717,79
Grenada	-	11	-	-	94	-
Martinique	200	790	295,00	284	268	-5,75
Netherlands Antilles	8.354	44	-99,47	14.343	215	-98,50
Saint Lucia	-	30	-	-	564	-
Turks and Caicos Islands	-	11	-	-	229	-
Guadeloupe	593	583	-1,65	1.607	2.556	59,06
Virgin Islands (British)	25	-	-	420	-	-
United Kingdom	53.681	82.528	53,74	128.894	117.983	-8,46
Netherlands	210.355	224.782	6,86	220.981	171.195	-22,53
France	272.618	137.527	-49,55	380.937	192.047	-49,59
Germany, Fed. Rep. of	105.517	30.365	-71,22	98.531	50.234	-49,02
Austria	-	505	-	-	162	-
Belgium	95.368	53.570	-43,83	296.196	100.905	-65,93
Switzerland	1.986	8.589	332,55	8.018	29.713	270,57
Denmark	21.275	61.769	190,33	50.860	113.864	123,88
Norway	218	-	-	690	-	-
Sweden	15.012	15.228	1,44	56.492	67.655	19,76
Finland	110	185	68,18	5.250	5.217	-0,64
Ireland	50	740	1.380,39	13	1.353	10.047,26
Italy	91.935	44.689	-51,39	122.971	80.599	-34,46
Spain	86.706	141.567	63,27	112.806	252.248	123,61
Portugal	2.826	42.916	1.418,62	8.294	14.419	73,85
Iceland	-	807	-	-	1.308	-
Greece	30.084	4.208	-86,01	56.252	8.067	-85,66
Hungary	-	887	-	-	2.390	-
Poland	33.312	53.482	60,55	117.320	154.232	31,46
Romania	-	75.716	-	-	14.047	-
Bulgaria	371	725	95,42	259	2.641	920,79
Lithuania	863	16.020	1.756,30	1.859	7.865	322,96
Latvia	1.500	-	-	1.465	-	-
Estonia	12.474	-	-	22.624	-	-
Georgia	5.350	-	-	5.396	-	-
Croatia	96	1.202	1.157,26	606	5.374	786,55
Malta	878	592	-32,54	1.838	1.067	-41,96
Slovakia	-	25	-	-	46	-
Slovenia	6.450	2.773	-57,01	13.060	4.184	-67,96
Czech Republic	22.536	-	-	28.446	-	-
Russia Federation	15.154	3.686	-75,67	31.766	5.788	-81,78
Serbia	-	202	-	-	1.006	-
<b>Barang dari Marmer, Granit dan Batu Lainnya</b>	<b>19.731.348</b>	<b>22.133.141</b>	<b>12,17</b>	<b>19.335.209</b>	<b>22.306.119</b>	<b>15,37</b>
Japan	923.778	944.823	2,28	749.147	682.870	-8,85
Hong Kong	1.405	1.330	-5,31	874	16.968	1.840,77
Korea, Republic of	275.852	208.697	-24,34	123.260	116.646	-5,37
Taiwan	33.822	292.095	763,63	29.231	88.440	202,56
China	1.579	94.117	5.859,41	2.997	102.049	3.305,54
Papua New Guinea	432	420	-2,78	459	403	-12,09
Thailand	587.279	914.106	55,65	339.610	508.080	49,61
Singapore	90.701	140.450	54,85	133.335	171.420	28,56
Philippines	339.093	658.151	94,09	218.985	415.756	89,86
Malaysia	132.850	347.434	161,52	97.159	254.394	161,83
Myanmar	-	12.900	-	-	11.715	-
Brunei Darussalam	50.540	3.304	-93,46	12.540	4.521	-63,94
Viet Nam	9.047	69.821	671,76	4.864	67.044	1.278,26
Maldives	48.060	128.960	168,33	66.816	116.022	73,64
India	1.084.853	1.077.448	-0,68	685.197	716.557	4,58
Pakistan	-	18.000	-	-	7.100	-
Sri Lanka	8.823	59.565	575,11	8.733	46.093	427,82
Saudi Arabia	23.532	45.137	91,81	62.510	49.275	-21,17
Israel	69.534	62.814	-9,66	62.690	57.788	-7,82
Kuwait	1.436	69.362	4.730,21	5.870	65.834	1.021,63

Lanjutan Tabel 3.6

Komoditas/Negara Tujuan	Berat Bersih (kg)		Perub %	Nilai FOB (US\$)		Perub %
	Jan-Jul 2023	Jan-Jul 2024		Jan-Jul 2023	Jan-Jul 2024	
	(1)	(2)	(3)	(4)	(5)	(6)
Lebanon	5.203	38.337	636,83	2.748	40.495	1.373,50
Oman	-	1.839	-	-	10.364	-
Turkey	8.182	32.209	293,67	36.680	61.348	67,25
United Arab Emirates	119.464	211.310	76,88	284.294	248.342	-12,65
Qatar	170	28.568	16.704,71	194	26.661	13.621,74
Bahrain	2.040	7.903	287,39	8.811	12.511	41,99
Cyprus	246	2.755	1.020,03	101	1.772	1.654,22
Libyan Arab Jamahiriya	-	913	-	-	805	-
Morocco	126.141	495	-99,61	71.354	1.207	-98,31
Tunisia	-	23	-	-	24	-
Namibia	4.602	11.908	158,76	4.839	7.635	57,77
Tanzania, United Rep. of	1.731	7.513	334,05	1.766	6.065	243,41
Madagascar	2.697	1.030	-61,81	4.424	1.537	-65,27
Kenya	-	14.194	-	-	10.600	-
Reunion	67.061	54.920	-18,11	59.027	47.525	-19,49
Mozambique	1.774	1.200	-32,36	1.036	3.421	230,31
Nigeria	3.820	-	-	5.960	-	-
Cote D'Ivoire	68	52.800	77.092,98	1.194	30.720	2.472,71
Senegal	23.041	33.746	46,46	22.713	20.271	-10,75
Gambia	28.374	-	-	63.900	-	-
Seychelles	3.537	85.569	2.319,52	13.564	146.779	982,09
Uganda	134	-	-	18	-	-
South Africa	184.280	106.161	-42,39	110.405	129.836	17,60
Mauritius	78.397	41.260	-47,37	69.476	26.828	-61,39
Mayotte	277	1.050	279,75	1.117	2.230	99,67
Australia	935.067	1.043.451	11,59	849.457	818.447	-3,65
New Zealand	114.589	67.903	-40,74	89.904	55.876	-37,85
Palau	12	68	466,67	15	338	2.119,02
New Caledonia	23.392	5.566	-76,21	8.475	5.801	-31,56
Northern Mariana Islands	1.010	28	-97,19	646	120	-81,43
Saint Vincent and the Grenadines	114.683	17.096	-85,09	45.427	15.334	-66,25
Vanuatu	15	3.055	20.265,24	533	2.379	346,04
Cook Islands	-	100	-	-	587	-
Fiji	266.144	48.559	-81,75	99.906	48.242	-51,71
East Timor	14.390	32.015	122,49	5.190	19.368	273,18
United States	3.534.690	3.575.188	1,15	5.493.353	5.737.110	4,44
Canada	81.025	79.038	-2,45	89.320	128.893	44,30
Mexico	169.833	1.238.741	629,39	165.292	815.982	393,66
Guatemala	21.839	27.301	25,01	13.798	35.733	158,97
Panama	41.478	43.914	5,87	30.760	46.882	52,41
Curacao	-	758	-	-	1.186	-
Suriname	-	134	-	-	446	-
Chile	37.602	19.788	-47,37	33.086	22.615	-31,65
Venezuela	-	45.600	-	-	26.220	-
Argentina	1.061.021	515.860	-51,38	652.220	323.157	-50,45
Brazil	1.657.106	1.719.413	3,76	1.362.998	1.068.320	-21,62
Colombia	218.307	151.590	-30,56	146.085	116.266	-20,41
Uruguay	79.184	124.618	57,38	49.989	89.604	79,25
Paraguay	26.401	20.743	-21,43	20.427	14.278	-30,10
Ecuador	405	952	135,06	1.477	672	-54,50
Peru	3.329	1.502	-54,88	3.284	454	-86,16
Bahamas	1.030	192	-81,41	2.261	2.310	2,14
Jamaica	32.877	1.097	-96,66	15.002	1.690	-88,73
Puerto Rico	17.726	57.747	225,77	23.579	81.971	247,65
Belize	5.020	2.262	-54,95	6.920	6.341	-8,36
Dominican Republic	244.930	236.918	-3,27	180.911	209.081	15,57
Costa Rica	443.925	461.178	3,89	306.809	362.654	18,20
Barbados	2.480	1.625	-34,48	4.395	2.161	-50,84
Aruba	970	19.998	1.961,65	4.710	21.734	361,40
Cayman Islands	700	1.240	77,19	571	2.240	292,00
Dominica	4.200	-	-	1.584	-	-
French Guiana	638	-	-	873	-	-
French Polynesia	63.864	70.559	10,48	31.533	61.551	95,20
Martinique	19.794	19.390	-2,04	17.969	19.516	8,61
Netherlands Antilles	3.407	4.211	23,62	12.981	4.744	-63,45
Turks and Caicos Islands	2.508	25.050	898,80	3.808	23.141	507,72
Guadeloupe	71.045	64.848	-8,72	69.039	60.091	-12,96
Virgin Islands (British)	1.100	45	-95,91	1.170	258	-77,94
U.S. Virgin Islands	-	3	-	-	39	-
Saint Barthelemy	-	7.308	-	-	23.925	-
Sint Maarten (Dutch Part)	-	418	-	-	3.058	-
United Kingdom	194.483	199.191	2,42	230.047	271.823	18,16
Netherlands	1.036.199	1.039.339	0,30	1.040.299	1.022.318	-1,73
France	921.949	775.167	-15,92	1.023.903	903.525	-11,76
Germany, Fed. Rep. of	556.525	570.424	2,50	507.500	456.260	-10,10
Austria	2.241	9.088	305,54	1.383	9.013	551,58
Belgium	419.277	398.584	-4,94	406.550	413.571	1,73
Switzerland	47.648	27.926	-41,39	64.061	74.641	16,52
Luxembourg	-	100	-	-	900	-
Denmark	23.592	26.492	12,29	25.500	46.990	84,27
Norway	11.871	11.545	-2,75	19.405	25.906	33,50

Lanjutan Tabel 3.6

Komoditas/Negara Tujuan	Berat Bersih (kg)		Perub %	Nilai FOB (US\$)		Perub %
	Jan-Jul 2023	Jan-Jul 2024		Jan-Jul 2023	Jan-Jul 2024	
(1)	(2)	(3)	(4)	(5)	(6)	(7)
Sweden	16.831	13.329	-20,81	33.060	31.201	-5,62
Finland	-	17.279	-	-	17.038	-
Ireland	24.128	3.803	-84,24	8.878	2.476	-72,11
Italy	401.792	299.049	-25,57	348.864	275.730	-20,96
Spain	1.605.219	957.693	-40,34	1.424.758	1.133.585	-20,44
Portugal	122.408	83.719	-31,61	127.619	63.303	-50,40
Iceland	5.335	1.762	-66,97	5.494	2.856	-48,02
Greece	181.148	226.720	25,16	223.842	285.754	27,66
Hungary	14.743	7.730	-47,57	13.903	17.651	26,96
Poland	85.328	164.148	92,37	61.086	166.149	171,99
Romania	15.940	2.679	-83,20	16.261	9.138	-43,80
Bulgaria	324	12.927	3.885,39	1.996	17.481	775,82
Albania	470	12.635	2.588,30	1.704	10.199	498,56
Lithuania	4.413	3.633	-17,66	14.747	5.739	-61,08
Latvia	345	-	-	1.233	-	-
Estonia	20.223	16.583	-18,00	17.492	22.010	25,83
Georgia	-	1.130	-	-	4.512	-
Croatia	800	483	-39,68	1.058	1.580	49,42
Malta	1.759	405	-76,96	2.001	3.644	82,13
Slovakia	-	105	-	-	417	-
Slovenia	6.962	4.336	-37,72	9.710	11.240	15,75
Czech Republic	2.883	220	-92,38	5.907	276	-95,33
Russia Federation	344.925	1.603.210	364,80	483.294	2.382.432	392,96
<b>Barang dari Batu untuk Keperluan Rumah Tangga</b>	<b>11.319.724</b>	<b>9.229.906</b>	<b>-18,46</b>	<b>19.976.384</b>	<b>18.597.804</b>	<b>-6,90</b>
Japan	425.513	180.880	-57,49	340.191	220.963	-35,05
Hong Kong	110	7	-93,40	437	10	-97,71
Korea, Republic of	2.287.324	2.307.022	0,86	6.692.213	7.036.144	5,14
Taiwan	452	6.892	1.424,52	9.802	72.468	639,35
China	52.103	155.928	199,27	963.884	876.431	-9,07
Mongolia	2	-	-	29	-	-
Papua New Guinea	3.927	1.712	-56,41	12.727	7.284	-42,76
Thailand	187.297	142.491	-23,92	217.167	222.397	2,41
Singapore	32.325	94.026	190,88	59.347	39.894	-32,78
Philippines	527.163	249.726	-52,63	560.765	233.123	-58,43
Malaysia	53.016	209.313	294,81	115.730	199.118	72,05
Cambodia	194.030	115.980	-40,23	72.310	49.660	-31,32
Brunei Darussalam	135	-	-	135	-	-
Viet Nam	88.132	104.186	18,22	334.548	333.755	-0,24
Maldives	162.980	59.109	-63,73	92.024	40.594	-55,89
India	115.065	141.977	23,39	252.713	459.244	81,73
Pakistan	221	-	-	2.192	-	-
Bangladesh	56.839	56.865	0,05	127.834	136.032	6,41
Sri Lanka	34.040	14.344	-57,86	106.795	35.408	-66,85
Iraq	389.175	344.894	-11,38	988.873	842.750	-14,78
Saudi Arabia	23.229	47	-99,80	26.327	150	-99,43
Israel	1.343	1.343	0,02	6.074	3.891	-35,94
Kuwait	17.193	-	-	25.038	-	-
Turkey	7.559	909	-87,97	99.384	26.923	-72,91
United Arab Emirates	184.348	65.218	-64,62	161.069	60.858	-62,22
Qatar	18.971	6.106	-67,81	42.791	13.061	-69,48
Cyprus	1.524	240	-84,25	4.284	396	-90,76
Egypt	1.626	56.151	3.353,32	14.949	127.852	755,25
Morocco	-	146	-	-	18.631	-
Tunisia	54.940	55.200	0,47	30.670	34.800	13,47
Madagascar	-	3	-	-	7	-
Kenya	-	9.306	-	-	11.900	-
Congo	56	-	-	108	-	-
Nigeria	10	-	-	49	-	-
Senegal	51.780	-	-	35.400	-	-
Seychelles	696	-	-	967	-	-
South Africa	28	4.739	16.825,84	20	5.959	29.695,00
Zimbabwe	102	-	-	1.287	-	-
Mauritius	1.027	2.300	123,95	2.367	2.375	0,34
Australia	53.196	24.910	-53,17	38.516	14.668	-61,92
New Zealand	23.712	6.552	-72,37	33.969	8.050	-76,30
New Caledonia	360	-	-	904	-	-
Vanuatu	-	816	-	-	1.053	-
Fiji	25	28.446	113.685,50	188	31.049	16.446,47
East Timor	14.471	11.445	-20,91	9.345	11.478	22,83
United States	2.510.759	2.504.307	-0,26	3.445.684	3.384.704	-1,77
Canada	87.312	118.392	35,60	118.562	120.510	1,64
Mexico	627.351	438.524	-30,10	400.563	272.084	-32,07
Guatemala	127.336	19.800	-84,45	140.467	11.799	-91,60
Honduras	1.426	-	-	9.026	-	-
Panama	52.525	-	-	27.976	-	-
Chile	-	274	-	-	1.332	-
Venezuela	-	6.620	-	-	4.590	-
Argentina	371.958	77.151	-79,26	145.735	27.117	-81,39
Brazil	542.213	180.081	-66,79	383.555	211.381	-44,89



Lanjutan Tabel 3.6

Komoditas/Negara Tujuan	Berat Bersih (kg)		Perub %	Nilai FOB (US\$)		Perub %
	Jan-Jul 2023	Jan-Jul 2024		Jan-Jul 2023	Jan-Jul 2024	
(1)	(2)	(3)	(4)	(5)	(6)	(7)
Colombia	60.765	67.102	10,43	45.627	44.018	-3,53
Uruguay	27.078	4	-99,99	24.043	79	-99,67
Paraguay	295	6.635	2.146,87	3.361	14.058	318,27
Guyana	203	-	-	7.560	-	-
Bahamas	394	-	-	3.007	-	-
Puerto Rico	323	-	-	1.320	-	-
Belize	-	1.940	-	-	2.560	-
Dominican Republic	27.392	3.327	-87,86	23.160	4.935	-78,69
Costa Rica	184.303	25.350	-86,25	102.921	14.750	-85,67
French Polynesia	12.776	884	-93,08	16.772	1.765	-89,48
Netherlands Antilles	3.178	-	-	8.935	-	-
Guadeloupe	13.874	-	-	23.135	-	-
United Kingdom	349	2.993	756,86	641	2.233	248,30
Netherlands	128.870	141.120	9,51	586.036	609.171	3,95
France	119.691	57.254	-52,16	103.053	51.750	-49,78
Germany, Fed. Rep. of	312.057	278.686	-10,69	1.962.705	2.012.519	2,54
Belgium	153.146	206.595	34,90	98.342	130.476	32,68
Denmark	20.038	15.385	-23,22	31.614	27.041	-14,46
Sweden	1.199	3.750	212,86	4.575	4.302	-5,98
Finland	856	20.244	2.265,22	3.868	16.738	332,79
Italy	17.302	23.788	37,49	27.021	17.948	-33,58
Spain	642.242	426.116	-33,65	412.172	271.378	-34,16
Portugal	77.591	51.788	-33,26	51.240	28.851	-43,69
Greece	123.488	58.274	-52,81	126.510	55.545	-56,09
Hungary	6	3	-54,10	1.593	1.111	-30,21
Poland	2.253	2.010	-10,79	139.379	48.243	-65,39
Bulgaria	1.180	5.445	361,44	1.200	928	-22,67
Albania	1.236	818	-33,83	7.399	2.356	-68,16
Estonia	-	25.518	-	-	18.325	-
Georgia	-	361	-	-	4.435	-
Slovenia	694	-	-	3.850	-	-
Russia Federation	-	137	-	-	394	-
Serbia	21	-	-	356	-	-
<b>Barang dari Semen dan Kapur untuk Konstruksi</b>	<b>11.652.490</b>	<b>29.299.415</b>	<b>151,44</b>	<b>12.658.943</b>	<b>26.127.787</b>	<b>106,40</b>
Japan	297.739	107.405	-63,93	1.172.694	537.034	-54,21
Hong Kong	199	595	199,50	2.185	15.161	593,95
Korea, Republic of	175.368	168.795	-3,75	47.949	56.681	18,21
Taiwan	18.064	10.533	-41,69	3.628	8.234	126,96
China	42.437	226.825	434,50	16.390	172.156	950,35
Papua New Guinea	-	1	-	-	8	-
Thailand	500.292	5.678.458	1.035,03	91.505	440.947	381,88
Singapore	74.451	1.046.708	1.305,89	134.153	1.396.236	940,78
Philippines	3.189.099	4.027.929	26,30	712.374	656.742	-7,81
Malaysia	48.682	1.759.945	3.515,20	32.621	499.174	1.430,23
Cambodia	5.668	8.900	57,03	59.907	2.000	-96,66
Brunei Darussalam	4.150	-	-	2.075	-	-
Viet Nam	60.903	97.722	60,45	45.904	68.997	50,31
Maldives	67.431	6.864	-89,82	25.466	98.993	288,73
India	187.911	80.670	-57,07	150.749	83.928	-44,33
Sri Lanka	1.336	-	-	453	-	-
Iraq	-	20	-	-	45	-
Saudi Arabia	6.814	219	-96,79	14.527	1.377	-90,52
Israel	-	327	-	-	2.914	-
Kuwait	797	2.818	253,59	2.808	2.363	-15,84
Lebanon	105	-0	-99,57	167	1	-99,40
Oman	-	1.259	-	-	1.404	-
Turkey	20.864	14.637	-29,85	9.264	16.624	79,45
United Arab Emirates	7.111	50.829	614,83	47.146	57.983	22,99
Qatar	7.795	1.283	-83,54	9.615	3.632	-62,22
Bahrain	596	408	-31,53	5.468	4.657	-14,83
Cyprus	-	831	-	-	958	-
Morocco	3.104	155	-95,01	7.716	8.908	15,45
Namibia	475	7.319	1.440,61	2.481	14.281	475,58
Tanzania, United Rep. of	432	4.585	961,33	1.615	2.597	60,79
Madagascar	-	692	-	-	1.033	-
Kenya	630	-	-	280	-	-
Reunion	50.333	31.933	-36,56	33.824	38.008	12,37
Mozambique	1.007	750	-25,52	156	1.681	975,41
Guinea	-	335	-	-	7.633	-
Nigeria	36	-	-	55	-	-
Senegal	197	3.028	1.437,06	2.582	21.639	738,10
Seychelles	4.002	81	-97,98	4.289	217	-94,93
South Africa	11.300	15.351	35,86	12.894	10.435	-19,07
Mauritius	63.916	9.027	-85,88	33.359	13.896	-58,34
Mayotte	791	599	-24,23	834	2.376	184,71
Australia	1.447.193	1.572.568	8,66	3.066.871	3.688.773	20,28
New Zealand	30.427	26.419	-13,17	31.998	28.505	-10,92
New Caledonia	4.802	3.062	-36,24	7.780	6.549	-15,82
Saint Vincent and the Grenadines	-	90	-	-	244	-



Lanjutan Tabel 3.6

Komoditas/Negara Tujuan	Berat Bersih (kg)		Perub %	Nilai FOB (US\$)		Perub %
	Jan-Jul 2023	Jan-Jul 2024		Jan-Jul 2023	Jan-Jul 2024	
	(1)	(2)	(3)	(4)	(5)	(6)
Vanuatu	64	2.180	3.306,25	87	2.460	2.738,20
Wallis and Futuna Islands	-	459	-	-	396	-
Fiji	1.081	9.473	776,36	1.315	10.522	700,36
Kiribati	-	13.823	-	-	1.492	-
Tonga	227.290	-	-	125.130	-	-
East Timor	25.430	69.256	172,34	11.651	24.662	111,68
United States	3.491.018	12.818.210	267,18	5.109.677	16.535.707	223,62
Canada	13.023	21.124	62,21	9.680	19.821	104,77
Mexico	8.791	6.977	-20,63	5.598	1.867	-66,64
Guatemala	-	61	-	-	618	-
Panama	3.984	-	-	5.797	-	-
Chile	13.737	-	-	12.517	-	-
Argentina	10.300	9.010	-12,52	8.426	7.233	-14,16
Brazil	9.783	11.663	19,22	11.460	7.030	-38,66
Colombia	6.486	8.303	28,01	14.441	12.556	-13,06
Uruguay	15.974	2.528	-84,17	19.364	2.980	-84,61
Paraguay	-	1.749	-	-	9.621	-
Peru	58	-	-	782	-	-
Jamaica	462	-	-	230	-	-
Puerto Rico	-	48.874	-	-	91.008	-
Belize	-	1.700	-	-	3.562	-
Dominican Republic	535	2.821	427,36	1.024	2.454	139,58
Costa Rica	14.683	7.503	-48,90	22.840	5.662	-75,21
Cayman Islands	450	-	-	547	-	-
Dominica	300	-	-	391	-	-
French Polynesia	4.862	3.692	-24,06	2.962	2.812	-5,08
Martinique	446	1.662	272,68	132	1.552	1.079,31
Netherlands Antilles	5.493	7.202	31,11	4.813	7.630	58,54
Saint Lucia	2.712	-	-	10.136	-	-
Turks and Caicos Islands	-	2.109	-	-	8.817	-
Guadeloupe	17.353	-	-	7.886	-	-
Virgin Islands (British)	-	323	-	-	1.441	-
United Kingdom	204.391	200.003	-2,15	271.429	307.744	13,38
Netherlands	291.643	313.486	7,49	323.377	348.125	7,65
France	414.167	444.229	7,26	313.003	387.501	23,80
Germany, Fed. Rep. of	129.829	115.574	-10,98	119.154	75.371	-36,75
Austria	454	1.432	215,42	603	2.049	239,79
Belgium	97.320	42.382	-56,45	57.697	58.859	2,01
Switzerland	23	721	3.035,73	284	1.517	435,09
Denmark	4.451	17.387	290,62	5.572	22.776	308,76
Norway	2.717	4.429	63,01	15.010	15.305	1,97
Sweden	8.198	536	-93,46	17.760	2.673	-84,95
Ireland	53.453	19.652	-63,23	43.574	10.952	-74,87
Italy	17.269	4.388	-74,59	14.771	7.772	-47,39
Spain	133.222	45.421	-65,91	165.234	65.814	-60,17
Portugal	12.521	18.502	47,77	17.564	14.632	-16,69
Greece	39.744	9.819	-75,29	74.028	17.137	-76,85
Hungary	2.817	950	-66,28	1.607	1.154	-28,20
Poland	1.786	6.412	259,04	1.387	6.721	384,56
Romania	-	10.305	-	-	8.032	-
Bulgaria	8.856	2.911	-67,13	7.195	5.455	-24,18
Albania	2.352	1.994	-15,23	4.455	12.981	191,36
Kazakhstan	1.825	-	-	3.595	-	-
Lithuania	1.492	3.075	106,14	2.387	3.457	44,81
Estonia	450	-	-	1.050	-	-
Croatia	-	10.430	-	-	9.908	-
Malta	741	269	-63,70	1.005	701	-30,22
Slovenia	2.244	95	-95,75	3.668	358	-90,25
Czech Republic	6.115	116	-98,10	3.576	178	-95,02
Russia Federation	3.641	4.000	9,85	9.290	3.500	-62,33
Serbia	-	218	-	-	188	-
<b>Barang dari Semen, Kapur, Gips dan Asbes Lainnya</b>	<b>54.768.338</b>	<b>62.843.025</b>	<b>14,74</b>	<b>13.869.678</b>	<b>15.567.970</b>	<b>12,24</b>
Japan	355.000	279.034	-21,40	369.085	284.407	-22,94
Hong Kong	674.810	670.013	-0,71	140.862	97.375	-30,87
Korea, Republic of	7.392.752	4.683.286	-36,65	1.746.122	1.127.427	-35,43
Taiwan	5.131.695	5.904.816	15,07	1.247.735	1.453.292	16,47
China	96.972	373	-99,62	38.361	2.496	-93,49
Papua New Guinea	942.601	1.155.728	22,61	417.428	465.017	11,40
Thailand	25.540	24.225	-5,15	8.055	20.885	159,27
Singapore	120.155	754.969	528,33	36.265	292.891	707,64
Philippines	17.632.804	33.106.513	87,76	4.671.315	7.657.948	63,94
Malaysia	8.396.416	5.534.124	-34,09	1.729.888	1.238.853	-28,39
Myanmar	448.803	-	-	149.408	-	-
Cambodia	2.000	-	-	154	-	-
Brunei Darussalam	339.720	696.815	105,11	71.913	146.125	103,20
Viet Nam	2.432.674	1.847.289	-24,06	671.704	524.798	-21,87
Maldives	67.014	233.328	248,18	23.310	68.891	195,55
India	841.325	651.304	-22,59	263.682	227.281	-13,81
Sri Lanka	1.800	-	-	1.459	-	-

Lanjutan Tabel 3.6

Komoditas/Negara Tujuan	Berat Bersih (kg)		Perub %	Nilai FOB (US\$)		Perub %
	Jan-Jul 2023	Jan-Jul 2024		Jan-Jul 2023	Jan-Jul 2024	
(1)	(2)	(3)	(4)	(5)	(6)	(7)
Iraq	-	405	-	-	515	-
Saudi Arabia	-	1.790	-	-	4.371	-
United Arab Emirates	83	34.946	42.104,98	4.754	133.440	2.707,09
Madagascar	-	21.762	-	-	5.663	-
Reunion	44.925	125.710	179,82	16.922	27.314	61,42
Ghana	3.896.640	-	-	762.300	-	-
South Africa	33.280	51.690	55,32	7.712	12.125	57,22
Comoros	-	8.957	-	-	5.650	-
Australia	759.228	1.570.276	106,83	214.690	439.906	104,90
New Zealand	19.990	631.242	3.057,79	4.927	156.091	3.067,84
Guam	145.858	90.929	-37,66	38.686	24.952	-35,50
Palau	20.740	22.290	7,47	4.945	5.986	21,05
New Caledonia	18.860	-	-	5.967	-	-
Vanuatu	-	23.780	-	-	4.553	-
American Samoa	-	24.900	-	-	4.573	-
Fiji	66.587	263.265	295,37	17.110	68.540	300,59
Kiribati	-	66.630	-	-	15.423	-
Samoa	-	47.872	-	-	8.046	-
Solomon Islands	-	51	-	-	14.588	-
Tonga	-	49.174	-	-	8.282	-
East Timor	465.377	457.174	-1,76	119.770	140.738	17,51
United States	252.077	3.233	-98,72	61.250	8.564	-86,02
Canada	160	-	-	37	-	-
Brazil	2.065	24.517	1.087,25	38.771	4.912	-87,33
Colombia	-	14	-	-	70	-
Costa Rica	-	175	-	-	57	-
French Polynesia	-	59.484	-	-	15.601	-
U.S. Virgin Islands	880	-	-	1.033	-	-
United Kingdom	137.322	111	-99,92	31.273	130	-99,59
Netherlands	-	14	-	-	19	-
France	340.675	233.252	-31,53	85.671	66.779	-22,05
Germany, Fed. Rep. of	426.396	-	-	131.798	-	-
Belgium	596.239	316.857	-46,86	154.702	83.743	-45,87
Italy	-	78.634	-	-	13.541	-
Spain	443.014	670.741	51,40	90.760	140.137	54,40
Greece	-	2	-	-	8	-
Hungary	1	-	-	36	-	-
Poland	1.273.351	1.478.518	16,11	290.491	331.047	13,96
Romania	881.045	942.812	7,01	188.489	214.862	13,99
Uzbekistan	-0	-	-	10	-	-
Malta	41.464	-	-	10.828	-	-
Russia Federation	-	2	-	-	61	-
<b>Barang dari Gips untuk Konstruksi</b>	<b>20.075.813</b>	<b>43.563.732</b>	<b>117,00</b>	<b>4.019.829</b>	<b>7.900.903</b>	<b>96,55</b>
Hong Kong	151.540	194.648	28,45	41.532	53.056	27,75
Korea, Republic of	39.024	68.995	76,80	12.467	26.277	110,77
China	1	50	9.900,00	14	1.129	7.785,07
Papua New Guinea	91.930	103.252	12,32	30.325	22.334	-26,35
Singapore	8	190.397	2.538.531,20	30	38.159	129.055,53
Philippines	5.063.344	7.028.177	38,81	891.634	1.254.317	40,68
Malaysia	9.843.879	20.519.357	108,45	2.023.469	3.868.948	91,20
Brunei Darussalam	2.490.548	3.611.391	45,00	495.636	719.904	45,25
Viet Nam	489.440	411.790	-15,87	70.282	62.076	-11,68
Maldives	589.216	378.347	-35,79	160.377	99.994	-37,65
India	828.845	10.209.139	1.131,73	121.904	1.420.885	1.065,58
Sri Lanka	-	50.638	-	-	9.086	-
United Arab Emirates	32.400	32.400	-0	7.935	8.450	6,49
Australia	419.904	700.877	66,91	152.215	298.404	96,04
East Timor	35.733	64.264	79,85	12.000	17.874	48,95
United States	2	10	400,00	10	10	4,77
<b>Barang Tahan Api dari Tanah Liat/Keramik Lainnya</b>	<b>2.274.967</b>	<b>1.546.977</b>	<b>-32,00</b>	<b>1.067.479</b>	<b>1.086.311</b>	<b>1,76</b>
Japan	37	13.813	36.932,31	281	68.586	24.347,06
Hong Kong	3	-	-	225	-	-
Korea, Republic of	137.786	85.844	-37,70	143.065	76.370	-46,62
Taiwan	208.258	174.026	-16,44	76.899	61.726	-19,73
China	10.548	36.509	246,12	21.171	37.307	76,22
Papua New Guinea	200	3.000	1.400,00	89	410	359,52
Thailand	285	3.259	1.045,53	2.142	5.888	174,92
Singapore	2.487	1.839	-26,08	15.259	17.979	17,82
Philippines	400	1.074	168,40	1.294	5.534	327,57
Malaysia	1.643.434	722.615	-56,03	319.618	145.115	-54,60
Brunei Darussalam	6.047	252.733	4.079,48	1.950	47.528	2.337,32
Viet Nam	-	3	-	-	615	-
India	-	100.000	-	-	22.150	-
Sri Lanka	-	80	-	-	219	-
United Arab Emirates	1.218	480	-60,59	5.588	4.743	-15,12
Nigeria	9.375	-	-	13.125	-	-
South Africa	58	-	-	60	-	-
Mauritius	2	-	-	7	-	-

Lanjutan Tabel 3.6

Komoditas/Negara Tujuan	Berat Bersih (kg)		Perub %	Nilai FOB (US\$)		Perub %
	Jan-Jul 2023	Jan-Jul 2024		Jan-Jul 2023	Jan-Jul 2024	
(1)	(2)	(3)	(4)	(5)	(6)	(7)
Australia	1.097	857	-21,89	16.650	11.567	-30,53
New Zealand	492	-	-	4.785	-	-
Fiji	2	-	-	7	-	-
East Timor	61.563	46.382	-24,66	11.695	13.828	18,24
United States	15.018	38.506	156,41	181.273	441.887	143,77
United Kingdom	5.985	485	-91,89	112.775	7.775	-93,11
Netherlands	280	664	137,14	168	5.129	2.953,14
France	-	-0	-	-	76	-
Germany, Fed. Rep. of	19.530	324	-98,34	9.387	3.500	-62,71
Belgium	61.964	40.024	-35,41	67.727	41.426	-38,83
Switzerland	269	-	-	3.465	-	-
Denmark	115	-	-	307	-	-
Sweden	510	300	-41,18	4.785	3.850	-19,54
Italy	40.003	22.576	-43,56	44.563	49.063	10,10
Spain	-	819	-	-	5.718	-
Romania	-	485	-	-	4.780	-
Bulgaria	-	280	-	-	3.543	-
Latvia	48.000	-	-	9.120	-	-
<b>Barang dari Marmer dan Granit untuk Keperluan Bahan Bangunan</b>	<b>1.638.355</b>	<b>1.235.082</b>	<b>-24,61</b>	<b>1.166.075</b>	<b>1.171.768</b>	<b>0,49</b>
Japan	9.805	56.950	480,83	9.561	27.516	187,79
Korea, Republic of	561.267	84.215	-85,00	239.887	27.896	-88,37
Taiwan	17.000	41.118	141,87	5.514	18.354	232,86
China	42.614	-	-	24.441	-	-
Papua New Guinea	26	-	-	53	-	-
Thailand	10.200	27.230	166,96	3.440	11.368	230,43
Singapore	1.500	3.676	145,07	600	7.707	1.184,42
Malaysia	125.814	25.351	-79,85	84.511	9.747	-88,47
Maldives	1.248	-	-	5.720	-	-
India	19.114	-	-	2.419	-	-
Sri Lanka	425	-	-	1.410	-	-
Saudi Arabia	-	95.746	-	-	22.324	-
Israel	-	2.400	-	-	1.776	-
United Arab Emirates	25.463	-	-	17.046	-	-
Tanzania, United Rep. of	40	2.845	7.012,50	666	1.280	92,12
Kenya	-	4.413	-	-	10.269	-
Cote D'Ivoire	-	4.300	-	-	3.757	-
Seychelles	2.035	-	-	4.727	-	-
South Africa	-	763	-	-	4.931	-
Comoros	-	291	-	-	1.613	-
Mauritius	-	47.259	-	-	29.486	-
Australia	267.198	502.137	87,93	137.610	339.486	146,70
New Zealand	-	36.343	-	-	18.928	-
Guam	8.878	-	-	6.605	-	-
Cook Islands	-	390	-	-	2.444	-
Fiji	177	-	-	198	-	-
East Timor	5.300	-	-	4.721	-	-
United States	483.083	250.283	-48,19	581.092	560.672	-3,51
Canada	2.729	-	-	1.142	-	-
Costa Rica	23.577	17.645	-25,16	14.420	18.446	27,92
French Polynesia	2.279	1.352	-40,68	1.400	1.881	34,29
Turks and Caicos Islands	100	-	-	96	-	-
Netherlands	16.872	17.732	5,10	11.802	23.886	102,39
France	-	1.214	-	-	6.211	-
Germany, Fed. Rep. of	198	-	-	167	-	-
Italy	-	57	-	-	9.240	-
Spain	10.562	6.251	-40,82	6.125	4.181	-31,73
Poland	850	5.120	502,35	700	8.369	1.095,57
<b>Logam Dasar Bukan Besi</b>	<b>5.753.539.329</b>	<b>6.746.063.312</b>	<b>17,25</b>	<b>9.043.627.311</b>	<b>8.354.778.341</b>	<b>-7,62</b>
Japan	10.907.375	4.996.510	-54,19	9.996.882	4.485.574	-55,13
Hong Kong	176.805	458	-99,74	350.628	495	-99,86
Korea, Republic of	47.092.246	67.717.703	43,80	87.852.134	98.069.171	11,63
Taiwan	18.851.569	34.445.120	82,72	38.977.543	57.712.455	48,07
China	4.494.147.298	5.162.705.963	14,88	8.355.620.832	7.317.428.010	-12,43
Papua New Guinea	-	2	-	-	5	-
Thailand	1.293.754	1.249.772	-3,40	1.661.623	1.279.258	-23,01
Singapore	128.522	48.871	-61,97	1.077.234	721.461	-33,03
Philippines	2.121.412	1.921.621	-9,42	2.874.456	2.350.783	-18,22
Malaysia	245.942.894	126.165.425	-48,70	89.585.290	48.491.189	-45,87
Myanmar	138.480	-	-	141.250	-	-
Cambodia	518.949	268.560	-48,25	565.757	282.659	-50,04
Viet Nam	320.904	756.801	135,83	238.547	1.017.744	326,64
India	680.012.024	869.080.123	27,80	361.872.855	518.723.738	43,34
Pakistan	1	1	-45,50	-0	193	1.925.300,00
Sri Lanka	-	7	-	-	663	-
Saudi Arabia	-	2	-	-	893	-
Oman	27.928.800	29.300.930	4,91	9.942.653	10.958.548	10,22
Turkey	75	-	-	2.350	-	-
United Arab Emirates	30.012.450	139.702.402	365,48	11.454.178	62.292.409	443,84

Lanjutan Tabel 3.6

Komoditas/Negara Tujuan	Berat Bersih (kg)		Perub %	Nilai FOB (US\$)		Perub %
	Jan-Jul 2023	Jan-Jul 2024		Jan-Jul 2023	Jan-Jul 2024	
(1)	(2)	(3)	(4)	(5)	(6)	(7)
Qatar	-	15.337.431	-	-	6.799.543	-
Bahrain	-	31.500.000	-	-	13.964.895	-
Egypt	44.472.100	28.561.010	-35,78	16.599.656	10.971.712	-33,90
Libyan Arab Jamahiriya	812.570	-	-	934.455	-	-
Algeria	1.474.990	1.495.110	1,36	1.611.074	1.433.398	-11,03
Kenya	54.300	55.400	2,03	59.459	52.962	-10,93
Nigeria	-	415.500	-	-	386.138	-
Senegal	-	221.630	-	-	208.997	-
Mauritania	-	138.520	-	-	134.641	-
South Africa	-	648.000	-	-	1.258.123	-
Australia	584	141.304.288	24.195.839,64	136	56.081.223	41.184.310,15
East Timor	1.422	1.432	0,71	2.193	1.497	-31,75
United States	1.490	196.308	13.075,89	101.839	2.805.246	2.654,60
Canada	1.081	2	-99,81	32.450	1	-100,00
Brazil	-	152.000	-	-	296.400	-
United Kingdom	95	22.880.708	23.983.870,65	3.303	34.061.086	1.030.994,91
Netherlands	116.032.330	43.446.572	-62,56	40.690.373	66.971.456	64,59
France	20	-	-	1.704	-	-
Germany, Fed. Rep. of	9.695	121.320	1.151,37	147.132	453.914	208,51
Belgium	102.430	96.700	-5,59	136.470	85.118	-37,63
Switzerland	16	7	-56,25	5	3	-51,72
Norway	-	1	-	-	-	-
Ireland	-	2	-	-	729	-
Italy	-	21.131.100	-	-	34.996.010	-
Iceland	30.982.590	-	-	11.090.838	-	-
Malta	60	-	-	2.014	-	-
<b>Besi dan Baja</b>	<b>6.064.444.717</b>	<b>7.952.685.822</b>	<b>31,14</b>	<b>7.274.824.284</b>	<b>7.806.604.046</b>	<b>7,31</b>
Japan	67.618.858	46.916.378	-30,62	35.565.498	20.958.993	-41,07
Hong Kong	267.786	10.221	-96,18	267.724	106.699	-60,15
Korea, Republic of	86.091.146	83.375.566	-3,15	161.589.456	148.625.337	-8,02
Taiwan	865.751.444	970.331.118	12,08	1.341.911.872	1.208.502.283	-9,94
China	811.120.365	1.062.564.314	31,00	1.674.996.819	1.696.980.793	1,31
Mongolia	99	5	-95,03	1.645	769	-53,27
Papua New Guinea	2.423.965	6.872.188	183,51	5.305.970	5.525.764	4,14
Thailand	209.258.162	309.622.043	47,96	212.321.425	242.943.710	14,42
Singapore	138.487.305	30.959.739	-77,64	119.724.818	81.242.973	-32,14
Philippines	227.132.992	552.544.212	143,27	126.400.646	282.909.784	123,82
Malaysia	346.597.269	311.815.053	-10,04	375.995.115	287.943.369	-23,42
Myanmar	127.600	16	-99,99	86.479	262	-99,70
Cambodia	1.402	292.709	20.782,90	62.354	292.822	369,61
Brunei Darussalam	28.910	85.652	196,27	702.456	649.522	-7,54
Lao People'S Dem. Rep.	221	-	-	3.638	-	-
Viet Nam	386.307.759	416.700.094	7,87	674.045.649	654.468.348	-2,90
Maldives	1.130.271	778	-99,93	587.106	8.794	-98,50
India	395.738.592	519.514.272	31,28	831.639.699	852.724.150	2,54
Pakistan	667.488	294.573	-55,87	1.582.736	814.472	-48,54
Bangladesh	341.895.670	59.995.240	-82,45	9.711.806	6.480.757	-33,27
Sri Lanka	198.741	94.371.292	47.384,56	293.065	47.258.069	16.025,43
Iraq	652.618	3.181.478	387,49	5.796.992	31.094.876	436,40
Saudi Arabia	13.322.816	9.381.773	-29,58	7.902.750	43.538.698	450,93
Israel	25.325	-	-	67.356	-	-
Kuwait	271.062	56.389	-79,20	880.476	671.836	-23,70
Jordan	1.066	260	-75,61	3.241	2.485	-23,31
Lebanon	16.866	48	-99,72	48.704	574	-98,82
Yemen	-	73	-	-	825	-
Oman	29.511	173.472	487,81	791.754	2.515.655	217,73
Turkey	212.147.415	373.274.072	75,95	269.178.202	337.467.311	25,37
United Arab Emirates	108.825.349	134.240.341	23,35	91.206.929	65.706.050	-27,96
Qatar	33.646.269	106.828.278	217,50	168.107.490	72.344.040	-56,97
Bahrain	21	639.413	3.003.246,93	301	1.366.850	454.214,25
Egypt	-	103.776.732	-	-	53.719.296	-
Libyan Arab Jamahiriya	1.699.751	28.410	-98,33	18.181.716	64.133	-99,65
Morocco	155	2	-98,45	4.816	120	-97,51
Tunisia	-	2	-	-	7	-
Sudan	14.716.380	-	-	8.384.829	-	-
Namibia	657.010	39.783	-93,94	1.426.897	118.425	-91,70
Tanzania, United Rep. of	-	-0	-	-	10	-
Madagascar	20.200	-	-	48.417	-	-
Kenya	56.271.244	13.566	-99,98	31.228.890	14.689	-99,95
Mozambique	19.573	-	-	52.815	-	-
Equatorial Guinea	-	955.344	-	-	5.619.195	-
Togo	1.838.120	-	-	963.175	-	-
Ghana	36.960	93.690	153,49	17.679	561.241	3.074,62
Guinea	-	5.885	-	-	12.901	-
Angola	1.006.550	345.040	-65,72	6.095.350	3.800.880	-37,64
Congo	1.381	1.143.029	82.689,79	17.323	6.787.612	39.083,75
Cameroon	84.562.390	61.422.060	-27,36	47.062.569	31.219.914	-33,66
Nigeria	102.640	24.346.709	23.620,42	398.495	33.837.684	8.391,37
Gabon	81.780	845.760	934,19	242.178	4.466.986	1.744,51
Cote D'Ivoire	80.810.314	51.739.506	-35,97	19.445.051	703.623	-96,38

Lanjutan Tabel 3.6

Komoditas/Negara Tujuan	Berat Bersih (kg)		Perub %	Nilai FOB (US\$)		Perub %
	Jan-Jul 2023	Jan-Jul 2024		Jan-Jul 2023	Jan-Jul 2024	
	(1)	(2)	(3)	(4)	(5)	(6)
Senegal	1.181.278	1.026	-99,91	3.087.475	1.200	-99,96
Mauritania	118.679	-	-	324.547	-	-
Mali	1.030.523	27.788	-97,30	2.561.360	123.526	-95,18
Seychelles	2	62.132	2.701.277,48	15	153.099	1.003.169,72
Uganda	96.510	117.060	21,29	776.056	390.231	-49,72
Central African Republic	140	-	-	2.098	-	-
Djibouti	18.297.660	-	-	10.058.381	-	-
South Africa	364.529	445.459	22,20	612.884	780.671	27,38
Mauritius	3.423.640	2.670.001	-22,01	4.187.741	3.570.006	-14,75
Australia	89.841.504	416.852.674	363,99	72.153.808	492.102.101	582,02
New Zealand	3.004.314	4.256.982	41,70	3.886.752	4.411.898	13,51
New Caledonia	14	-	-	72	-	-
Vanuatu	415.120	773.967	86,44	278.311	473.023	69,96
American Samoa	137.842	358.009	159,72	96.489	219.473	127,46
Cook Islands	23.605	-	-	41.608	-	-
Fiji	18.014	-	-	29.074	-	-
Marshall Islands	75	-	-	4.500	-	-
Samoa	357.449	414.099	15,85	239.034	259.917	8,74
Solomon Islands	143.514	367.223	155,88	164.817	293.762	78,24
Tonga	134.967	475.906	252,61	154.990	298.944	92,88
Tuvalu	17.166	-	-	22.393	-	-
East Timor	12.313.606	156.243.631	1.168,87	10.432.187	5.092.780	-51,18
United States	71.752.082	438.984.044	511,81	85.533.772	220.775.592	158,12
Canada	10.275.535	19.004.826	84,95	10.434.965	16.519.066	58,30
Mexico	111.480.882	249.994.614	124,25	80.938.060	132.343.631	63,51
Guatemala	48.478.668	208.772.754	330,65	26.215.234	108.273.477	313,02
Honduras	-	19.689.941	-	-	10.179.739	-
Nicaragua	116	67	-42,76	834	444	-46,77
Panama	252.722	70.116	-72,26	573.157	177.434	-69,04
Chile	25.155	61.193	143,27	25.938	575.731	2.119,68
Venezuela	16.100	-	-	52.905	-	-
Argentina	84.780	315.409	272,03	162.179	300.622	85,36
Brazil	22.134.131	5.417.427	-75,52	13.165.375	24.755.531	88,04
Colombia	103.118	28.068.310	27.119,52	1.155.269	19.344.049	1.574,42
Bolivia	-	20.933	-	-	204.479	-
Uruguay	50	-	-	1.660	-	-
Ecuador	7	4	-45,20	58	64	9,59
Peru	55.017.191	98.856.146	79,68	609.981	1.021.562	67,47
Guyana	2	2	-16,50	564	9	-98,44
Trinidad and Tobago	2	3	59,06	6	20	212,01
Puerto Rico	1.925.162	3.313.355	72,11	1.809.945	2.451.497	35,45
Dominican Republic	36.114.182	95.919.198	165,60	19.622.381	52.866.792	169,42
El Salvador	16.147.077	30.855.900	91,09	9.114.130	16.078.421	76,41
Costa Rica	53.988.550	39	-100,00	28.430.803	198	-100,00
Barbados	22	37	68,56	126	201	59,34
Aruba	3	-	-	35	-	-
Bermuda	5	3	-38,13	15	39	158,13
Dominica	39.824.760	-	-	20.982.888	-	-
French Polynesia	23.355	58	-99,75	45.723	2.060	-95,50
Grenada	2	-	-	13	-	-
Netherlands Antilles	5	2	-56,56	68	32	-52,70
Guadeloupe	-	4	-	-	20	-
Virgin Islands (British)	180.810	-	-	310.729	-	-
United Kingdom	6.574.184	3.569.056	-45,71	51.115.047	16.199.213	-68,31
Netherlands	85.303.321	7.632.730	-91,05	39.340.753	5.849.343	-85,13
France	170.675.874	92.557.864	-45,77	3.171.018	2.395.291	-24,46
Germany, Fed. Rep. of	646.075	406.765	-37,04	2.207.421	1.257.030	-43,05
Austria	12	3.165	26.275,00	38	6.695	17.580,93
Belgium	271.220.444	125.284.964	-53,81	176.078.938	78.640.508	-55,34
Switzerland	39	28	-28,93	1.900	505	-73,44
Denmark	6.914.947	420.332	-93,92	5.106.175	3.370.149	-34,00
Norway	1.749.609	333.005	-80,97	5.716.754	1.108.371	-80,61
Sweden	382.496	443.454	15,94	1.384.751	1.297.732	-6,28
Finland	1.320	42.137	3.091,20	25.199	128.447	409,73
Ireland	-	25.924	-	-	72.594	-
Italy	223.886.249	256.474.757	14,56	170.549.670	128.438.745	-24,69
Spain	120.971.896	146.814.693	21,36	91.536.646	95.189.594	3,99
Portugal	17.143.209	7.494.047	-56,29	12.562.386	4.918.848	-60,84
Greece	63.382	38.776	-38,82	164.763	120.234	-27,03
Hungary	-	7	-	-	782	-
Poland	63.770.424	135.739.234	112,86	43.378.082	83.045.093	91,44
Romania	101.857	730.031	616,73	113.666	4.353.839	3.730,37
Bulgaria	-	23.951	-	-	20.655	-
Azerbaijan	-	2	-	-	626	-
Kazakhstan	8	-	-	236.510	-	-
Moldova, Republic of	390	-	-	3.829	-	-
Lithuania	-	46.397.658	-	-	26.881.060	-
Latvia	50.540	6.946.775	13.645,10	211.346	4.929.095	2.232,24
Estonia	25.412	-	-	92.597	-	-
Croatia	-	7.530	-	-	21.100	-
Slovakia	73.825	75.073	1,69	232.459	199.132	-14,34

Lanjutan Tabel 3.6

Komoditas/Negara Tujuan	Berat Bersih (kg)		Perub %	Nilai FOB (US\$)		Perub %
	Jan-Jul 2023	Jan-Jul 2024		Jan-Jul 2023	Jan-Jul 2024	
(1)	(2)	(3)	(4)	(5)	(6)	(7)
Slovenia	-	16.822	-	-	39.831	-
Czech Republic	48	68	43,31	750	1.104	47,08
Russia Federation	4.535.723	67	-100,00	12.941.815	3.510	-99,97
<b>Nikel</b>	<b>631.795.966</b>	<b>976.512.651</b>	<b>54,56</b>	<b>4.028.297.628</b>	<b>4.274.910.440</b>	<b>6,12</b>
Japan	52.023.497	56.538.176	8,68	797.779.765	607.487.007	-23,85
Korea, Republic of	2.725.054	8.761.552	221,52	10.471.553	82.387.202	686,77
Taiwan	202.420	2.325.690	1.048,94	692.380	40.257.383	5.714,35
China	552.594.824	888.838.399	60,85	2.898.703.634	3.295.887.224	13,70
Thailand	-	2.462	-	-	273.056	-
Singapore	1.047	3.697.549	353.009,29	11.489	64.524.813	561.540,82
Malaysia	30	500.656	1.668.754,33	1.900	8.677.255	456.597,62
Viet Nam	-	890	-	-	24.930	-
India	-	1.376.306	-	-	23.470.451	-
Oman	305	-	-	4.868	-	-
Turkey	-	199.906	-	-	3.181.226	-
United States	33	603	1.727,73	1.274	81.189	6.271,30
Brazil	2.010	274.649	13.564,11	82.551	4.748.865	5.652,66
Peru	-	42.399	-	-	144.371	-
Netherlands	-	13.953.415	-	-	143.765.468	-
Norway	24.246.746	-	-	320.548.215	-	-
<b>Tembaga</b>	<b>130.901.020</b>	<b>220.219.006</b>	<b>68,23</b>	<b>1.061.401.618</b>	<b>1.885.787.125</b>	<b>77,67</b>
Japan	190.721	156.032	-18,19	1.472.200	1.105.728	-24,89
Hong Kong	1.182.928	377.878	-68,06	9.731.085	3.526.009	-63,77
Korea, Republic of	373.743	1.805.065	382,97	3.030.363	16.559.876	446,47
Taiwan	992.430	9.817.439	889,23	8.360.027	88.549.700	959,20
China	47.647.411	72.921.043	53,04	332.959.659	548.369.912	64,70
Mongolia	2	-	-	68	-	-
Papua New Guinea	-	852	-	-	629	-
Thailand	11.649.341	30.134.020	158,68	104.618.649	275.165.342	163,02
Singapore	1.496.658	2.506.482	67,47	11.175.530	15.005.432	34,27
Philippines	1.332.794	2.483.515	86,34	12.053.334	23.934.321	98,57
Malaysia	32.443.703	49.270.424	51,86	286.852.513	447.814.591	56,11
Myanmar	60.000	-	-	565.807	-	-
Brunei Darussalam	-	17	-	-	275	-
Lao People'S Dem. Rep.	2	-	-	8	-	-
Viet Nam	26.522.134	42.375.953	59,78	238.104.130	392.253.609	64,74
Maldives	-	37	-	-	3.668	-
India	371.455	996.787	168,35	3.099.768	8.420.356	171,64
Pakistan	4.165	52.177	1.152,76	32.076	481.166	1.400,07
Bangladesh	1.453.100	1.520.819	4,66	11.974.696	12.331.404	2,98
Sri Lanka	33	-	-	114	-	-
Saudi Arabia	-	5	-	-	25	-
Turkey	229.340	268.393	17,03	1.864.001	2.262.598	21,38
United Arab Emirates	-	27.831	-	-	286.291	-
Egypt	-	52.144	-	-	461.451	-
Tanzania, United Rep. of	-	1	-	-	42	-
Ghana	-	42	-	-	3.512	-
Angola	7	-	-	2.000	-	-
Congo	82	-	-	1.101	-	-
Nigeria	-	125	-	-	1.511	-
Mauritius	60	-	-	3.100	-	-
Australia	3.345.738	2.391.237	-28,53	30.297.031	22.675.772	-25,16
New Zealand	10.275	170.359	1.558,01	100.171	1.713.866	1.610,94
Guam	12	-	-	111	-	-
Fiji	-	40	-	-	1.824	-
East Timor	2.322	4.247	82,88	12.754	22.517	76,55
United States	1.545.817	226.453	-85,35	4.764.493	3.989.248	-16,27
Canada	11.980	11.417	-4,70	223.261	207.296	-7,15
Mexico	96	-	-	418	-	-
Brazil	2.406	444.991	18.395,05	18.105	294.263	1.525,34
United Kingdom	7.847	876	-88,84	48.633	27.154	-44,17
Netherlands	20.670	225	-98,91	10.723	1.914	-82,15
France	54	66	21,58	3.798	474	-87,51
Germany, Fed. Rep. of	681	480	-29,50	15.992	16.381	2,43
Belgium	45	14	-69,11	729	2.831	288,24
Switzerland	-	45	-	-	665	-
Sweden	-	5	-	-	30	-
Finland	-	2.200.002	-	-	20.280.445	-
Italy	1	7	882,40	90	58	-35,90
Spain	95	10	-89,28	345	272	-21,38
Greece	5	92	1.746,94	72	82	14,77
Hungary	15	1.102	7.358,97	42	11.964	28.691,93
Romania	-	25	-	-	248	-
Kazakhstan	-	43	-	-	70	-
Malta	29	40	36,61	688	661	-3,94
Russia Federation	2.825	150	-94,70	3.932	1.643	-58,21
<b>Logam Dasar Mulia</b>	<b>955.189</b>	<b>1.395.441</b>	<b>46,09</b>	<b>1.131.530.484</b>	<b>1.823.474.589</b>	<b>61,15</b>
Japan	693.584	954.883	37,67	602.182.031	895.104.014	48,64



Lanjutan Tabel 3.6

Komoditas/Negara Tujuan	Berat Bersih (kg)		Perub %	Nilai FOB (US\$)		Perub %
	Jan-Jul 2023	Jan-Jul 2024		Jan-Jul 2023	Jan-Jul 2024	
	(1)	(2)	(3)	(4)	(5)	(6)
Hong Kong	23.826	32.575	36,72	141.802.919	173.085.783	22,06
Korea, Republic of	165.659	208.237	25,70	57.186	165.272.343	288.906,88
China	34	7	-79,18	38.824	7.023	-81,91
Thailand	2.299	3.217	39,94	19.959.782	5.122.698	-74,33
Singapore	37.602	30.298	-19,42	337.138.062	445.227.780	32,06
Philippines	-	101.872	-	-	89.132.099	-
Malaysia	4.582	7.486	63,39	856.250	825.000	-3,65
Viet Nam	1.874	-	-	1.359.981	-	-
United Arab Emirates	5.148	4.206	-18,28	175.652	127.875	-27,20
Australia	9.032	-	-	6.519.477	-	-
East Timor	-	2.101	-	-	250	-
United States	4.545	1.411	-68,95	539.811	343.292	-36,41
Canada	-	40.802	-	-	35.273.399	-
United Kingdom	7	5	-33,30	1.856	126.000	6.687,88
France	10	12	21,78	353.090	260.243	-26,30
Germany, Fed. Rep. of	368	222	-39,68	25.135	16.433	-34,62
Switzerland	3.483	8.107	132,77	20.046.214	13.550.357	-32,40
Italy	3.003	-	-	473.528	-	-
Hungary	134	-	-	688	-	-
<b>Timah</b>	<b>39.041.090</b>	<b>18.088.182</b>	<b>-53,67</b>	<b>1.026.083.444</b>	<b>564.707.860</b>	<b>-44,96</b>
Japan	2.250.710	915.683	-59,32	58.666.758	27.471.590	-53,17
Korea, Republic of	3.580.749	3.168.587	-11,51	95.621.022	100.336.411	4,93
Taiwan	1.500.160	977.603	-34,83	39.771.351	30.249.697	-23,94
China	11.971.414	1.969.697	-83,55	316.119.186	63.426.454	-79,94
Papua New Guinea	137	2	-98,54	168	61	-63,78
Thailand	1.262.461	25.320	-97,99	33.326.709	826.571	-97,52
Singapore	7.282.147	2.499.564	-65,68	192.264.475	76.844.193	-60,03
Philippines	40.032	40.224	0,48	1.096.239	1.282.506	16,99
Malaysia	247.178	31.368	-87,31	6.605.169	1.002.920	-84,82
Myanmar	75.905	-	-	2.193.415	-	-
Viet Nam	225.960	202.016	-10,60	6.140.749	6.578.801	7,13
India	5.571.798	5.559.028	-0,23	144.954.678	176.312.259	21,63
Turkey	300.051	150.159	-49,96	7.929.552	4.606.444	-41,91
United Arab Emirates	24.986	-	-	675.871	-	-
South Africa	40.177	50.305	25,21	1.143.054	1.638.762	43,37
Australia	1.500	1.040	-30,67	37.425	27.840	-25,61
Solomon Islands	-	522	-	-	2.285	-
United States	1.061.701	565.213	-46,76	27.054.134	16.989.477	-37,20
Mexico	-	40.155	-	-	1.260.048	-
United Kingdom	75.212	-	-	1.983.643	-	-
Netherlands	1.959.685	915.269	-53,30	49.742.739	26.970.490	-45,78
Belgium	780.869	365.388	-53,21	20.197.464	11.078.416	-45,15
Italy	585.714	510.674	-12,81	15.233.295	14.833.014	-2,63
Spain	200.246	75.000	-62,55	5.281.230	2.141.375	-59,45
Poland	-	25.066	-	-	817.637	-
Belarus	-	300	-	-	10.610	-
Russia Federation	2.300	-	-	45.119	-	-
<b>Aluminium</b>	<b>80.807.964</b>	<b>251.702.862</b>	<b>211,48</b>	<b>256.133.010</b>	<b>657.670.461</b>	<b>156,77</b>
Japan	1.311.548	8.034.944	512,63	3.927.322	20.935.183	433,07
Hong Kong	303	24.259	7.906,29	1.567	39.567	2.424,41
Korea, Republic of	176.383	11.156.491	6.225,16	599.607	27.144.313	4.427,02
Taiwan	2.242.870	3.442.634	53,49	9.717.072	13.099.423	34,81
China	14.921.526	140.195.194	839,55	28.403.011	331.381.546	1.066,71
Mongolia	6	120	1.913,42	344	1.910	455,76
Papua New Guinea	82	182	121,95	602	1.791	197,58
Thailand	1.268.206	12.155.811	858,50	5.266.250	33.040.017	527,39
Singapore	2.091.154	1.621.032	-22,48	2.576.867	2.445.486	-5,10
Philippines	1.655.387	1.364.366	-17,58	4.724.331	4.703.888	-0,43
Malaysia	2.614.549	5.413.434	107,05	7.634.018	13.747.232	80,08
Myanmar	420.115	241.366	-42,55	1.197.539	613.573	-48,76
Cambodia	49.905	24.000	-51,91	162.315	68.875	-57,57
Brunei Darussalam	232	4.665	1.906,78	1.122	3.628	223,30
Nepal	-	8	-	-	7	-
Viet Nam	16.802.568	23.556.693	40,20	47.510.665	61.050.636	28,50
Maldives	51	57	12,14	284	334	17,61
India	2.169.771	12.477.072	475,04	6.447.437	34.350.256	432,77
Pakistan	220.987	388.316	75,72	818.558	1.351.437	65,10
Bangladesh	36.507	29.453	-19,32	120.893	105.679	-12,58
Sri Lanka	299	282.597	94.319,29	1.662	692.364	41.560,01
Iraq	-	150	-	-	2.052	-
Saudi Arabia	512	18.561	3.523,08	2.949	120.477	3.984,85
Israel	-	591	-	-	449	-
Jordan	45.657	-	-	168.175	-	-
Lebanon	-	1	-	-	2	-
Yemen	-	2	-	-	21	-
Oman	198.690	250.183	25,92	532.818	573.100	7,56
Turkey	233.254	1.390	-99,40	650.744	5.539	-99,15
United Arab Emirates	3.058	13.235	332,82	46.659	89.953	92,79
Qatar	6	146	2.332,93	68	1.305	1.831,02



Lanjutan Tabel 3.6

Komoditas/Negara Tujuan	Berat Bersih (kg)		Perub %	Nilai FOB (US\$)		Perub %
	Jan-Jul 2023	Jan-Jul 2024		Jan-Jul 2023	Jan-Jul 2024	
	(1)	(2)	(3)	(4)	(5)	(6)
Bahrain	7	-	-	54	-	-
Egypt	286.057	100.465	-64,88	2.664.713	287.252	-89,22
Libyan Arab Jamahiriya	-	3	-	-	76	-
Algeria	25.050	18	-99,93	62.914	788	-98,75
Sudan	-0	-	-	108	-	-
Ethiopia	-0	6	305.300,00	56	153	173,16
Tanzania, United Rep. of	-	199.312	-	-	449.156	-
Madagascar	460	89	-80,63	1.533	30.230	1.872,19
Kenya	50.217	48.893	-2,64	158.224	127.185	-19,62
Guinea	-	6.480	-	-	7.070	-
Nigeria	78.225	40.582	-48,12	700.982	330.001	-52,92
Cote D'Ivoire	83.992	432.464	414,89	447.982	2.132.078	375,93
Senegal	25	-	-	169	-	-
South Africa	2.914	275.605	9.356,82	22.483	712.884	3.070,77
Australia	6.570.992	8.158.864	24,16	24.854.295	30.319.298	21,99
New Zealand	153.684	84.864	-44,78	645.384	344.849	-46,57
Fiji	24.721	37.185	50,42	88.678	121.178	36,65
Kiribati	-	181	-	-	3.021	-
East Timor	438.984	180.612	-58,86	622.567	373.338	-40,03
United States	17.700.888	10.139.707	-42,72	70.439.480	38.947.452	-44,71
Canada	2.096.756	2.477.275	18,15	7.526.785	8.700.608	15,60
Mexico	93.642	482.683	415,45	278.935	1.264.849	353,46
Guatemala	2	2	8,59	12	14	18,36
Honduras	380.670	203.186	-46,62	1.020.656	493.860	-51,61
Nicaragua	-	50	-	-	28	-
Panama	2	1	-50,57	38	84	120,25
Chile	-0	135.101	13.510.076.900,00	16	918.432	5.765.322,98
Argentina	-0	1	720,74	63.070	16.093	-74,48
Brazil	70	21.250	30.045,30	738	716.911	96.986,64
Colombia	6	1	-81,81	77	77	-0,78
Bolivia	2	-	-	7	-	-
Ecuador	-0	17	341.200,00	331	910	175,37
Peru	14	7	-50,57	1.107	44	-96,05
Trinidad and Tobago	2	2	-0,56	20	20	-0
Puerto Rico	42.063	429.209	920,38	138.461	1.356.326	879,58
El Salvador	-0	-	-	3	-	-
Netherlands Antilles	1	-	-	7	-	-
United Kingdom	923.309	865.470	-6,26	4.974.214	4.001.269	-19,56
Netherlands	52.513	1.698	-96,77	171.412	27.697	-83,84
France	885.264	175.570	-80,17	3.397.538	695.227	-79,54
Germany, Fed. Rep. of	68.151	266.368	290,85	290.048	1.120.717	286,39
Austria	506.776	204.639	-59,62	1.420.727	536.418	-62,24
Belgium	2.007.464	555.771	-72,31	8.304.948	2.156.260	-74,04
Switzerland	10.821	10.459	-3,34	46.925	43.641	-7,00
Denmark	92.836	103.184	11,15	413.502	451.622	9,22
Sweden	66.431	13.952	-79,00	253.503	54.760	-78,40
Ireland	1	181	18.025,40	90	22.342	24.724,83
Italy	691.247	4.420.323	539,47	2.716.066	12.068.656	344,34
Spain	380.645	551.474	44,88	1.462.065	1.648.644	12,76
Poland	446.863	182.068	-59,26	1.713.667	692.769	-59,57
Romania	88.025	24.577	-72,08	288.756	75.795	-73,75
Bulgaria	-	26.322	-	-	125.343	-
Kazakhstan	-	1	-	-	22	-
Lithuania	-	33.292	-	-	128.688	-
Latvia	837	-	-	12.898	-	-
Slovenia	64.549	-	-	205.447	-	-
Czech Republic	29.161	115.646	296,58	208.440	590.754	183,42
Russia Federation	-	800	-	-	5.533	-
<b>Seng</b>	<b>6.259.224</b>	<b>6.858.201</b>	<b>9,57</b>	<b>16.111.924</b>	<b>16.711.853</b>	<b>3,72</b>
Japan	1.942.759	2.276.544	17,18	6.439.350	6.811.324	5,78
Hong Kong	676.400	11.317	-98,33	1.496.461	20.597	-98,62
Korea, Republic of	313.120	160.259	-48,82	747.619	349.546	-53,25
Taiwan	65.000	97.275	49,65	212.413	264.181	24,37
China	301.900	318.181	5,39	752.266	556.655	-26,00
Papua New Guinea	1.093	249	-77,19	2.164	220	-89,82
Thailand	908.747	685.444	-24,57	2.220.888	1.574.104	-29,12
Singapore	157.240	281.699	79,15	423.786	546.390	28,93
Philippines	3.839	48.076	1.152,36	16.773	158.167	842,97
Malaysia	286.277	180.959	-36,79	570.153	471.754	-17,26
Viet Nam	96.880	40.316	-58,39	338.576	134.163	-60,37
India	1.227.007	2.371.448	93,27	1.920.638	4.552.532	137,03
United Arab Emirates	-	20.150	-	-	67.889	-
Qatar	-	1	-	-	236	-
Australia	276.000	319.200	15,65	965.274	1.068.141	10,66
New Zealand	-	40.000	-	-	126.302	-
East Timor	2.632	7.057	168,13	4.958	9.550	92,63
United States	332	25	-92,47	605	102	-83,12
<b>Bauksit</b>	<b>349.910</b>	<b>-</b>	<b>-</b>	<b>395.736</b>	<b>-</b>	<b>-</b>
Korea, Republic of	60.620	-	-	67.596	-	-

Lanjutan Tabel 3.6

Komoditas/Negara Tujuan	Berat Bersih (kg)		Perub %	Nilai FOB (US\$)		Perub %
	Jan-Jul 2023	Jan-Jul 2024		Jan-Jul 2023	Jan-Jul 2024	
	(1)	(2)	(3)	(4)	(5)	(6)
China	178.390	-	-	211.049	-	-
Malaysia	87.310	-	-	99.399	-	-
Viet Nam	23.590	-	-	17.693	-	-
<b>Barang Logam Lainnya</b>	<b>46.324.776</b>	<b>52.717.009</b>	<b>13,80</b>	<b>185.989.317</b>	<b>212.979.570</b>	<b>14,51</b>
Japan	4.195.264	3.937.818	-6,14	15.153.777	24.251.871	60,04
Hong Kong	13.113	8.903	-32,10	190.929	75.128	-60,65
Korea, Republic of	97.337	117.795	21,02	210.544	568.639	170,08
Taiwan	166.584	303.038	81,91	1.228.571	1.188.668	-3,25
China	997.554	2.060.792	106,58	4.261.393	8.488.212	99,19
Mongolia	356	4	-98,96	11.748	65	-99,45
Papua New Guinea	241.820	346.071	43,11	1.286.856	1.705.480	32,53
Thailand	1.438.188	2.945.160	104,78	12.750.992	16.198.297	27,04
Singapore	5.636.383	7.330.056	30,05	49.990.244	59.443.792	18,91
Philippines	264.996	284.690	7,43	2.538.644	2.799.067	10,26
Malaysia	2.038.740	2.970.411	45,70	4.789.671	6.634.201	38,51
Myanmar	939.608	243	-99,97	1.347.046	2.196	-99,84
Cambodia	607	454	-25,22	10.873	11.821	8,72
Brunei Darussalam	1.298	56.779	4.274,14	5.996	202.146	3.271,61
Lao People'S Dem. Rep.	3	-	-	205	-	-
Nepal	-	7	-	-	558	-
Viet Nam	999.559	901.035	-9,86	5.054.720	4.948.932	-2,09
Maldives	29.666	9.790	-67,00	150.368	85.306	-43,27
India	1.001.304	847.134	-15,40	6.827.992	7.172.186	5,04
Pakistan	55.857	29.140	-47,83	347.938	184.453	-46,99
Bangladesh	629	440	-29,94	8.410	460	-94,53
Sri Lanka	470	1.466	211,71	14.480	43.068	197,42
Iraq	248	70	-71,72	25.139	4.606	-81,68
Iran (Islamic Republic of)	1.530	1.814	18,55	6.071	9.875	62,66
Saudi Arabia	1.070.328	1.628.420	52,14	1.308.748	1.675.725	28,04
Israel	1.649	415	-74,83	4.224	2.090	-50,52
Kuwait	379	136.420	35.894,64	3.884	1.084.543	27.823,28
Jordan	-	285	-	-	7.746	-
Lebanon	21.202	57	-99,73	21.273	36	-99,83
Yemen	528	-	-	3.497	-	-
Oman	20.051	3.329	-83,40	54.832	24.291	-55,70
Turkey	15.094	42.242	179,86	97.686	163.699	67,58
United Arab Emirates	748.521	9.031	-98,79	506.661	80.281	-84,15
Qatar	345.115	741	-99,79	5.224.680	4.575	-99,91
Bahrain	45	39	-14,19	250	170	-32,11
Cyprus	-	883	-	-	6.555	-
Egypt	480	3.076	540,38	12.661	34.981	176,29
Libyan Arab Jamahiriya	1.315.937	9.677	-99,26	6.328.779	77.390	-98,78
Morocco	554	218	-60,61	4.886	1.413	-71,09
Tunisia	-	1	-	-	28	-
Algeria	-	5	-	-	515	-
Namibia	760	12.665	1.566,45	6.004	35.072	484,14
Ethiopia	31	-	-	926	-	-
Tanzania, United Rep. of	79	432.506	545.717,58	6.763	497.052	7.249,48
Madagascar	39	567	1.348,20	223	1.855	730,55
Kenya	3.142	1.640	-47,80	17.311	2.794	-83,86
Reunion	4.563	4.409	-3,37	35.631	31.337	-12,05
Mozambique	342	225	-34,21	14.502	6.029	-58,42
Togo	2	-	-	13	-	-
Ghana	6.158	80	-98,71	195.348	2.167	-98,89
Guinea	-	9.274	-	-	35.718	-
Congo	30	-	-	2.704	-	-
Nigeria	3.400	1.761	-48,20	87.749	4.148	-95,27
Sierra Leone	64	-	-	5.195	-	-
Gabon	-	8.728	-	-	6.408	-
Cote D'Ivoire	4.410	16.801	280,94	6.528	57.569	781,86
Senegal	1.080.201	7.750	-99,28	1.045.238	37.461	-96,42
Mauritania	5.132	-	-	158.814	-	-
Mali	18	180	914,08	175	6.410	3.562,86
Seychelles	4.340	1.773	-59,14	97.326	31.164	-67,98
Uganda	268	293	9,25	7.208	2.243	-68,88
Central African Republic	855	-	-	3.687	-	-
Chad	-	46	-	-	375	-
South Africa	4.552	4.956	8,86	25.245	187.633	643,24
Mauritius	34.343	4.994	-85,46	65.496	51.391	-21,53
Mayotte	163	21	-87,29	766	82	-89,27
Australia	13.032.742	17.283.202	32,61	23.214.594	36.592.350	57,63
New Zealand	920.954	1.881.559	104,31	1.955.615	3.648.413	86,56
Guam	22	17	-22,73	281	296	5,55
Palau	2	400	19.884,05	14	3.465	25.006,16
New Caledonia	39.831	48.747	22,38	183.222	188.425	2,84
Northern Mariana Islands	535	72	-86,61	2.441	303	-87,59
Saint Vincent and the Grenadines	-	140	-	-	55	-
Vanuatu	35	1.644	4.598,03	592	2.920	392,88
Wallis and Futuna Islands	62	769	1.140,61	249	1.535	516,68
Cook Islands	56	591	955,06	655	2.970	353,58

Lanjutan Tabel 3.6

Komoditas/Negara Tujuan	Berat Bersih (kg)		Perub %	Nilai FOB (US\$)		Perub %
	Jan-Jul 2023	Jan-Jul 2024		Jan-Jul 2023	Jan-Jul 2024	
	(1)	(2)	(3)	(4)	(5)	(6)
Fiji	1.046	6.647	535,67	11.750	46.548	296,15
Kiribati	85	24	-71,76	146	40	-72,45
Marshall Islands	-	94	-	-	1.500	-
Samoa	-	50	-	-	474	-
Solomon Islands	35.109	44.335	26,28	152.657	191.236	25,27
Tonga	7.891	-	-	27.064	-	-
Tuvalu	375	-	-	2.643	-	-
East Timor	2.728.718	3.913.033	43,40	2.778.260	3.080.701	10,89
United States	3.095.130	3.080.684	-0,47	16.288.693	18.085.099	11,03
Canada	15.263	12.988	-14,90	154.995	121.351	-21,71
Mexico	5.693	12.173	113,81	78.585	188.105	139,36
Guatemala	2.805	898	-67,99	12.717	3.346	-73,69
Honduras	1.213	2.948	143,00	22.720	25.384	11,73
Panama	33	306	832,78	107	1.821	1.595,18
Curacao	25	767	2.968,00	69	5.523	7.869,52
Suriname	86	-	-	1.439	-	-
Chile	10.156	2.166	-78,67	16.785	10.688	-36,32
Argentina	92	3.105	3.278,67	980	58.886	5.911,73
Brazil	81.582	106.389	30,41	1.164.034	1.130.409	-2,89
Colombia	5.917	3.738	-36,82	20.717	37.121	79,18
Uruguay	5.561	875	-84,27	9.438	2.978	-68,44
Paraguay	31	-	-	589	-	-
Ecuador	450	213	-52,78	1.225	2.187	78,59
Peru	68	4	-94,12	2.092	219	-89,55
Guyana	465	101	-78,19	18.804	270	-98,56
Trinidad and Tobago	-	1	-	-	266	-
Bahamas	3.997	630	-84,24	9.347	2.026	-78,33
Jamaica	4	435	9.679,73	43	5.512	12.717,67
Puerto Rico	1.596	2.667	67,13	5.368	24.637	358,98
Belize	1.485	408	-72,50	7.590	3.399	-55,22
Dominican Republic	2.505	655	-73,86	12.587	4.248	-66,25
El Salvador	861	103	-88,04	7.807	1.345	-82,77
Costa Rica	12.754	11.803	-7,46	62.608	88.117	40,74
Antigua and Barbuda	71	81	14,49	984	316	-67,86
Aruba	485	12	-97,53	34	523	1.416,47
Bermuda	390	195	-50,00	6.726	3.479	-48,28
Cayman Islands	20	-	-	1.215	-	-
Dominica	29.529	-	-	138.039	-	-
French Polynesia	1.014	3.085	204,19	9.102	26.767	194,08
Grenada	-	701	-	-	173	-
Martinique	542	842	55,35	2.998	5.944	98,28
Netherlands Antilles	1.614	284	-82,41	11.138	4.125	-62,96
Turks and Caicos Islands	811	-	-	3.417	-	-
Guadeloupe	2.802	736	-73,73	11.176	8.993	-19,53
Virgin Islands (British)	25	572	2.188,00	81	6.238	7.565,36
United Kingdom	2.391.865	751.523	-68,58	11.640.408	3.196.620	-72,54
Netherlands	63.149	133.829	111,93	599.268	1.221.247	103,79
France	119.415	115.445	-3,32	864.004	889.427	2,94
Germany, Fed. Rep. of	110.006	79.788	-27,47	1.098.982	937.474	-14,70
Austria	4.744	2.769	-41,63	44.717	45.086	0,82
Belgium	137.845	215.651	56,44	509.987	1.078.175	111,41
Switzerland	9.646	8.937	-7,34	222.539	519.615	133,49
Luxembourg	20	-	-	940	-	-
Monaco	-	350	-	-	2.382	-
Denmark	4.750	5.549	16,84	107.769	102.038	-5,32
Norway	123.698	1.278	-98,97	600.086	21.783	-96,37
Sweden	24.460	25.649	4,86	194.604	222.144	14,15
Finland	304	14	-95,39	6.716	3	-99,96
Ireland	969	1.551	60,04	5.439	5.888	8,24
Italy	36.377	40.290	10,76	280.706	353.697	26,00
Spain	254.581	39.621	-84,44	520.777	326.685	-37,27
Portugal	4.091	6.754	65,12	42.988	18.740	-56,41
Iceland	11	868	7.789,85	28	1.407	4.936,48
Greece	13.446	6.840	-49,13	169.079	71.201	-57,89
Hungary	536	1.178	119,72	11.010	2.431	-77,92
Poland	66.925	104.569	56,25	594.412	994.491	67,31
Romania	233	874	275,25	318	13.529	4.150,19
Bulgaria	435	1.166	168,05	1.902	8.677	356,13
Albania	2.078	87	-95,84	10.606	429	-95,96
Kyrgyzstan	112	-	-	80	-	-
Turkmenistan	-0	-	-	60	-	-
Uzbekistan	-	187	-	-	830	-
Lithuania	5.570	99	-98,23	35.204	1.648	-95,32
Latvia	2.612	2.634	0,83	44.689	10.175	-77,23
Estonia	-	10	-	-	328	-
Georgia	-	54	-	-	218	-
Croatia	334	1.177	252,27	1.346	3.846	185,69
Malta	575	277	-51,85	4.986	2.983	-40,17
Slovakia	1.605	470	-70,71	4.835	1.867	-61,39
Slovenia	267	546	104,69	10.583	13.446	27,05
Czech Republic	5.025	480	-90,45	18.385	1.495	-91,87

Lanjutan Tabel 3.6

Komoditas/Negara Tujuan	Berat Bersih (kg)		Perub %	Nilai FOB (US\$)		Perub %
	Jan-Jul 2023	Jan-Jul 2024		Jan-Jul 2023	Jan-Jul 2024	
	(1)	(2)	(3)	(4)	(5)	(6)
Rep. of Macedonia	70.581	234.000	231,53	346.356	1.071.547	209,38
Russia Federation	2.018	1.988	-1,50	12.840	26.644	107,52
Serbia	-	1.943	-	-	10.502	-
Montenegro	64	58	-8,82	719	173	-75,90
<b>Barang dari Kawat</b>	<b>36.800.729</b>	<b>29.794.304</b>	<b>-19,04</b>	<b>76.546.556</b>	<b>65.313.659</b>	<b>-14,67</b>
Japan	15.744.658	10.913.173	-30,69	31.475.524	21.711.019	-31,02
Hong Kong	1.610	1.162	-27,82	4.454	8.917	100,19
Korea, Republic of	2.410.887	1.927.657	-20,04	3.956.954	3.730.551	-5,72
Taiwan	193.270	263.981	36,59	347.585	598.396	72,16
China	11.289	72.812	544,97	97.118	183.534	88,98
Mongolia	20	13	-36,18	764	14	-98,14
Papua New Guinea	3.279	985	-69,96	10.268	3.565	-65,28
Thailand	6.080.797	3.141.794	-48,33	11.627.246	6.428.096	-44,72
Singapore	429.187	394.105	-8,17	1.245.926	1.235.317	-0,85
Philippines	427.484	208.789	-51,16	1.391.069	808.820	-41,86
Malaysia	668.310	676.184	1,18	1.881.038	1.495.387	-20,50
Myanmar	1	126	13.584,13	42	948	2.157,74
Cambodia	2.141	45	-97,89	13.692	564	-95,88
Brunei Darussalam	5.000	49.262	885,24	8.720	93.367	970,72
Lao People'S Dem. Rep.	9	-	-	91	-	-
Viet Nam	211.539	239.208	13,08	763.829	907.155	18,76
India	1.337.651	504.696	-62,27	2.521.265	1.168.603	-53,65
Pakistan	85.217	45.992	-46,03	846.069	163.362	-80,69
Bangladesh	36	111	213,22	140	485	246,17
Sri Lanka	78	1	-98,31	375	227	-39,57
Iraq	100.002	90.016	-9,99	141.002	112.171	-20,45
Iran (Islamic Republic of)	100	-	-	449	-	-
Saudi Arabia	550.646	897.977	63,08	797.870	1.443.351	80,90
Kuwait	43	4	-89,97	1.062	34	-96,80
Jordan	-	20.151	-	-	38.133	-
Palestina	-0	-	-	1	-	-
Yemen	108.719	156.866	44,29	164.525	217.975	32,49
Oman	28.341	94.700	234,15	44.447	159.429	258,70
Turkey	3.264	4.123	26,31	14.170	16.550	16,80
United Arab Emirates	612.528	1.351.494	120,64	1.022.332	2.312.841	126,23
Qatar	78.500	270.879	245,07	104.869	389.804	271,71
Bahrain	44.007	150.693	242,43	55.416	197.124	255,72
Egypt	25.734	57	-99,78	33.294	1.099	-96,70
Tunisia	-	1	-	-	19	-
Sudan	1.500	-	-	1.845	-	-
Namibia	-	22.000	-	-	29.300	-
Madagascar	658	935	42,14	786	6.530	730,33
Kenya	3.152	-	-	5.051	-	-
Mozambique	64	-	-	360	-	-
Ghana	21.500	1	-99,99	26.390	50	-99,81
Liberia	-	10.857	-	-	6.655	-
Guinea	-	54	-	-	280	-
Angola	-0	19.537	9.768.400,00	49	55.277	112.251,93
Congo	3	-	-	402	-	-
Nigeria	21.633	10.718	-50,46	138.252	67.714	-51,02
Cote D'Ivoire	80	-	-	931	-	-
Senegal	245	10.805	4.310,20	4.216	16.300	286,62
Gambia	-	47	-	-	17	-
Uganda	736	-	-	1.168	-	-
Central African Republic	400	-	-	7.522	-	-
South Africa	34.242	220.872	545,04	104.451	383.562	267,22
Rwanda	-	300	-	-	5.760	-
Australia	2.435.477	2.285.093	-6,17	6.015.718	5.268.224	-12,43
New Zealand	115.383	36.666	-68,22	243.245	67.950	-72,06
New Caledonia	26.130	65.436	150,42	42.120	103.116	144,81
Vanuatu	22	-	-	18	-	-
Solomon Islands	72	11.586	15.889,69	636	9.540	1.398,91
East Timor	18.426	270.925	1.370,35	25.480	257.126	909,14
United States	4.159.768	4.243.922	2,02	7.487.870	8.175.113	9,18
Canada	227.028	229.898	1,26	812.491	758.530	-6,64
Mexico	1.753	2.653	51,33	6.543	31.879	387,19
Guatemala	24.042	23.703	-1,41	37.688	37.161	-1,40
Nicaragua	10	5	-43,02	383	319	-16,76
Chile	-	11	-	-	91	-
Argentina	199.956	526.955	163,54	1.922.976	5.278.116	174,48
Brazil	18.981	48.076	153,29	278.296	444.366	59,67
Colombia	92	79	-13,41	155	237	53,23
Peru	4	7	67,26	28	19	-30,67
Jamaica	-	7	-	-	65	-
El Salvador	2	-	-	1	-	-
Barbados	7	15	99,46	65	227	250,49
Netherlands Antilles	-	3	-	-	66	-
Guadeloupe	-	4	-	-	128	-
United Kingdom	220.770	119.683	-45,79	547.111	379.113	-30,71
Netherlands	205	3	-98,32	341	389	14,09

Lanjutan Tabel 3.6

Komoditas/Negara Tujuan	Berat Bersih (kg)		Perub %	Nilai FOB (US\$)		Perub %
	Jan-Jul 2023	Jan-Jul 2024		Jan-Jul 2023	Jan-Jul 2024	
	(1)	(2)	(3)	(4)	(5)	(6)
France	123	2.233	1.716,16	6.725	25.445	278,38
Germany, Fed. Rep. of	709	2.333	229,03	16.876	128.306	660,27
Austria	-	47	-	-	202	-
Belgium	1.288	4.674	262,80	3.782	9.860	160,71
Switzerland	-	2	-	-	284	-
Gibraltar	-	127	-	-	100	-
Denmark	200	-	-	370	-	-
Norway	200	-	-	585	-	-
Sweden	47	278	497,20	594	1.006	69,40
Finland	5	-	-	545	-	-
Ireland	17.978	2	-99,99	34.811	4.781	-86,27
Italy	-	81	-	-	6.259	-
Portugal	-	18	-	-	2.624	-
Greece	361	403	11,62	7.621	12.048	58,09
Poland	-0	15.340	1.534.031.900,00	43	44.666	102.864,50
Romania	57.504	95.700	66,42	105.115	161.913	54,03
Azerbaijan	-	-0	-	-	73	-
Georgia	-	1	-	-	12	-
Malta	475	425	-10,53	17.115	17.680	3,30
Czech Republic	420	34.723	8.158,18	13.523	88.323	553,12
Russia Federation	24.730	-	-	54.659	-	-
<b>Alat Potong dan Perkakas Tangan</b>	<b>4.193.865</b>	<b>4.112.141</b>	<b>-1,95</b>	<b>58.259.429</b>	<b>57.731.874</b>	<b>-0,91</b>
<b>Pertukangan</b>						
Japan	349.012	487.605	39,71	13.709.242	13.304.572	-2,95
Hong Kong	20.025	8.818	-55,96	232.756	210.765	-9,45
Korea, Republic of	64.622	89.571	38,61	433.410	453.853	4,72
Taiwan	13.191	11.230	-14,87	193.272	94.692	-51,01
China	331.702	403.065	21,51	1.824.551	2.184.211	19,71
Mongolia	8	-	-	251	-	-
Papua New Guinea	9.739	2.364	-75,72	76.668	17.439	-77,25
Thailand	350.934	177.981	-49,28	3.302.717	2.682.091	-18,79
Singapore	386.628	210.170	-45,64	4.204.926	2.945.289	-29,96
Philippines	58.819	15.383	-73,85	1.316.218	371.873	-71,75
Malaysia	392.030	437.186	11,52	4.368.369	5.546.970	26,98
Myanmar	36.426	2.465	-93,23	697.455	39.017	-94,41
Cambodia	7.955	20	-99,75	29.230	2.436	-91,67
Brunei Darussalam	1.013	2.725	168,92	5.395	45.814	749,13
Lao People'S Dem. Rep.	65	5	-92,28	10.399	672	-93,54
Viet Nam	187.916	208.583	11,00	2.656.853	3.256.642	22,58
Maldives	36	61	67,54	490	65	-86,74
India	86.127	148.534	72,46	1.900.883	2.537.886	33,51
Pakistan	124	605	385,84	53.203	38.793	-27,09
Bangladesh	4.478	123	-97,26	432.156	613	-99,86
Sri Lanka	7.830	8.952	14,33	61.022	76.594	25,52
Iraq	-	66	-	-	169	-
Saudi Arabia	502	1.773	253,35	28.109	30.271	7,69
Kuwait	1	1.972	246.462,00	9	19.334	218.614,25
Lebanon	8	-	-	23	-	-
Oman	181	1.131	524,36	5.991	12.848	114,47
Turkey	109.436	5.095	-95,34	1.004.910	26.023	-97,41
United Arab Emirates	69.032	44.958	-34,87	316.686	375.756	18,65
Qatar	2.472	4.056	64,12	46.425	42.644	-8,15
Egypt	131	669	411,71	374	58.277	15.473,02
Libyan Arab Jamahiriya	-	40	-	-	68	-
Namibia	4	-	-	13.250	-	-
Ethiopia	9	-	-	103	-	-
Madagascar	34	119	246,79	55	251	355,64
Kenya	19	-	-	2.385	-	-
Congo	523	207	-60,46	34.140	18.364	-46,21
Nigeria	525	161	-69,34	52.850	19.551	-63,01
Cote D'Ivoire	64.449	3	-100,00	205.134	399	-99,81
Senegal	-	356	-	-	1.774	-
Mali	665	-	-	7.172	-	-
Seychelles	-	20	-	-	90	-
Central African Republic	1.006	-	-	12.752	-	-
Swaziland	10	-	-	99	-	-
South Africa	7.338	5.850	-20,28	27.764	51.670	86,10
Zambia	-	276	-	-	7.800	-
Mauritius	20	-	-	50	-	-
Australia	25.130	62.452	148,51	298.943	541.509	81,14
New Zealand	2.335	11.917	410,43	27.650	103.350	273,78
Vanuatu	495	-	-	61.200	-	-
Fiji	3.638	3.001	-17,49	14.434	8.706	-39,69
Samoa	1.483	-	-	10.449	-	-
Solomon Islands	400	-	-	1.793	-	-
Tonga	2.601	-	-	3.086	-	-
East Timor	37.345	50.783	35,98	74.528	70.488	-5,42
United States	823.531	1.134.039	37,70	9.604.089	14.845.848	54,58
Canada	34.037	27.432	-19,41	317.000	296.698	-6,40
Mexico	298.659	198.036	-33,69	4.195.384	2.408.951	-42,58

Lanjutan Tabel 3.6

Komoditas/Negara Tujuan	Berat Bersih (kg)		Perub %	Nilai FOB (US\$)		Perub %
	Jan-Jul 2023	Jan-Jul 2024		Jan-Jul 2023	Jan-Jul 2024	
	(1)	(2)	(3)	(4)	(5)	(6)
Guatemala	176	64	-63,83	426	673	58,03
Honduras	164	-	-	24	-	-
Nicaragua	21	-	-	3	-	-
Panama	23.342	17.605	-24,58	92.123	77.691	-15,67
Chile	10.329	14.387	39,29	255.534	203.576	-20,33
Argentina	2.663	2.054	-22,86	1.369	2.400	75,26
Brazil	71.247	119.205	67,31	928.912	1.477.791	59,09
Colombia	21.039	22.250	5,76	71.878	68.258	-5,04
Bolivia	281	-	-	17.512	-	-
Ecuador	3.384	3.612	6,74	29.167	27.942	-4,20
Peru	62	11	-82,71	22	19	-12,60
Guyana	2.324	862	-62,89	48.460	2.296	-95,26
Trinidad and Tobago	3	-	-	7	-	-
El Salvador	7	-	-	20	-	-
Costa Rica	-	5	-	-	15	-
Barbados	56	2	-97,14	28	5	-82,61
Greenland	1	-	-	540	-	-
Grenada	11	-	-	2	-	-
Turks and Caicos Islands	-	-0	-	-	-0	-
Guadeloupe	18	-	-	12	-	-
United Kingdom	26.289	1.076	-95,91	898.259	171.698	-80,89
Netherlands	101.191	70.079	-30,75	1.108.054	847.525	-23,51
France	615	788	28,09	20.934	58.917	181,45
Germany, Fed. Rep. of	7.965	11.124	39,66	435.231	550.969	26,59
Austria	950	222	-76,64	1.200	34.352	2.762,69
Belgium	14.600	12.754	-12,64	596.540	452.401	-24,16
Switzerland	3.915	91	-97,69	65.148	22.153	-66,00
Luxembourg	445	667	49,61	68.270	80.732	18,25
Denmark	-	16	-	-	53	-
Norway	153	1.089	611,75	86.061	215.769	150,72
Sweden	97.095	45.511	-53,13	792.994	364.847	-53,99
Finland	-	21	-	-	201	-
Ireland	-	15	-	-	5.240	-
Italy	1.375	4.588	233,66	23.592	95.476	304,69
Spain	573	1.140	99,00	4.506	3.376	-25,08
Portugal	4.869	3.121	-35,90	425.716	15.269	-96,41
Hungary	22	349	1.463,51	615	8.307	1.249,87
Poland	151	113	-25,56	27.577	133.367	383,63
Romania	158	55	-65,19	1.651	38	-97,68
Bulgaria	79	-	-	3.940	-	-
Azerbaijan	275	47	-82,91	502	15.589	3.006,66
Kazakhstan	133	-	-	15.334	-	-
Turkmenistan	-	1.500	-	-	29.003	-
Ukraine	98	-	-	14.227	-	-
Lithuania	-	532	-	-	11.304	-
Slovakia	3	-	-	20	-	-
Rep. of Macedonia	-	7.332	-	-	3.496	-
Russia Federation	3.080	-	-	346.717	-	-
<b>Paku, Mur dan Baut</b>	<b>11.304.393</b>	<b>12.963.617</b>	<b>14,68</b>	<b>56.700.503</b>	<b>79.018.020</b>	<b>39,36</b>
Japan	656.499	394.523	-39,91	4.584.298	5.371.535	17,17
Hong Kong	38	29	-23,18	8.530	275	-96,77
Korea, Republic of	33.492	41.800	24,81	381.087	484.230	27,07
Taiwan	228.530	32.685	-85,70	42.142	280.226	564,96
China	210.060	161.753	-23,00	1.138.623	997.374	-12,41
Mongolia	213	3	-98,59	783	123	-84,30
Papua New Guinea	127.759	47.528	-62,80	180.431	162.817	-9,76
Thailand	1.293.511	1.139.004	-11,94	7.128.846	6.022.624	-15,52
Singapore	448.504	695.914	55,16	3.166.118	3.799.646	20,01
Philippines	906.973	3.154.210	247,77	3.941.017	32.017.128	712,41
Malaysia	494.401	337.138	-31,81	3.891.157	1.661.942	-57,29
Myanmar	113	1.312	1.063,36	20	13.766	68.835,85
Cambodia	14.863	320	-97,85	77.243	3.800	-95,08
Brunei Darussalam	5	46	917,80	385	26.505	6.785,95
Lao People'S Dem. Rep.	82	-	-	2.738	-	-
Nepal	244	1	-99,67	2.330	-0	-100,00
Viet Nam	214.429	185.590	-13,45	1.267.460	1.503.238	18,60
Maldives	52	79	52,22	959	225	-76,54
India	518.213	491.817	-5,09	3.320.321	3.437.168	3,52
Pakistan	23.913	37.690	57,61	536.481	755.482	40,82
Bangladesh	14.416	7.763	-46,15	2.730	1.656	-39,36
Sri Lanka	339	708	108,80	2.304	4.857	110,84
Iraq	1	210	34.900,00	4	69	1.530,49
Iran (Islamic Republic of)	15	6.350	43.497,67	155	44.816	28.757,69
Saudi Arabia	11.175	3.778	-66,20	117.913	60.690	-48,53
Israel	4	-0	-95,91	688	45	-93,51
Kuwait	430	3.399	690,91	11.399	13.456	18,05
Palestina	-0	-	-	1	-	-
Yemen	67	-	-	70	-	-
Oman	1.338	170	-87,32	5.957	1.242	-79,15
Turkey	621.036	603.661	-2,80	24.946	36.133	44,84

Lanjutan Tabel 3.6

Komoditas/Negara Tujuan	Berat Bersih (kg)		Perub %	Nilai FOB (US\$)		Perub %
	Jan-Jul 2023	Jan-Jul 2024		Jan-Jul 2023	Jan-Jul 2024	
(1)	(2)	(3)	(4)	(5)	(6)	(7)
United Arab Emirates	32.607	36.883	13,11	197.108	253.496	28,61
Qatar	204	664	225,66	2.181	6.510	198,48
Bahrain	181	-0	-99,75	654	4	-99,36
Cyprus	-	41	-	-	540	-
Egypt	97.334	137.763	41,54	148.117	131.538	-11,19
Libyan Arab Jamahiriya	-	146	-	-	20.017	-
Algeria	30.531	105.049	244,07	3.784	49.640	1.211,90
Sudan	19.775	-	-	890	-	-
Namibia	1	1	-22,00	1.000	324	-67,62
Ethiopia	20.218	20.253	0,17	287	832	190,26
Tanzania, United Rep. of	2.176	657	-69,81	24.001	5.264	-78,07
Kenya	184	-	-	6.416	-	-
Reunion	-	1	-	-	-0	-
Ghana	7.379	17	-99,78	53.209	2.078	-96,09
Guinea	2.826	14.726	421,07	26.794	72.048	168,90
Angola	24	-0	-98,24	180	650	260,34
Congo	3	-0	-97,70	610	354	-41,97
Nigeria	51.622	36.504	-29,29	7.031	7.700	9,51
Cote D'Ivoire	3.391	21.396	530,96	33.291	139.108	317,85
Senegal	-	2	-	-	93	-
Mauritania	2.257	2.517	11,54	20.001	20.935	4,67
Burkina Faso	8.014	87	-98,91	82.986	762	-99,08
Seychelles	287	235	-18,20	3.198	1.573	-50,82
South Africa	253.633	100.734	-60,28	349.864	295.120	-15,65
Zambia	3.672	-	-	34.672	-	-
Mauritius	28.491	59.474	108,75	56.015	105.592	88,51
Australia	75.852	107.282	41,44	622.407	809.354	30,04
New Zealand	109	6	-94,53	2.707	216	-92,03
New Caledonia	100	6	-94,00	10	124	1.140,00
Vanuatu	15	16	7,25	88	85	-4,21
Fiji	61	-	-	1.626	-	-
Solomon Islands	73	100	37,74	631	410	-34,97
Tonga	-	622	-	-	830	-
East Timor	33.707	42.592	26,36	52.557	45.084	-14,22
United States	165.588	288.296	74,10	1.300.136	1.671.429	28,56
Canada	22	1.913	8.675,82	1.325	22.536	1.600,51
Mexico	4.402	14.641	232,62	51.167	108.763	112,56
Guatemala	106	2.078	1.862,62	280	1.525	444,29
Nicaragua	2.513	8.552	240,29	17.316	59.483	243,51
Panama	160	43	-73,41	312	188	-39,78
Chile	9	7.853	91.211,42	3	44.104	1.336.370,91
Argentina	387.342	154.799	-60,04	1.566.801	1.074.697	-31,41
Brazil	196.300	175.053	-10,82	1.771.415	1.545.264	-12,77
Colombia	5.007	1.458	-70,89	37.927	10.778	-71,58
Ecuador	138.296	458.556	231,58	1.898	10.081	431,23
Peru	18.947	53.498	182,36	103.988	285.130	174,20
Guyana	3	1	-65,00	1.420	2	-99,89
Trinidad and Tobago	-	6	-	-	7	-
Jamaica	1	14	1.258,10	4	156	3.725,92
Puerto Rico	-	264	-	-	510	-
El Salvador	29	-	-	134	-	-
Costa Rica	-	3	-	-	3	-
Haiti	1	-	-	-0	-	-
Barbados	45	115	155,46	17	234	1.264,36
Aruba	3	-	-	5	-	-
Bermuda	27	-	-	5	-	-
French Guiana	-	-0	-	-	-0	-
French Polynesia	1	-	-	21	-	-
Saint Lucia	-	-0	-	-	2	-
Guadeloupe	43	-0	-99,76	3	-0	-89,05
United Kingdom	44.092	39.507	-10,40	364.576	314.007	-13,87
Netherlands	881.903	2.158.736	144,78	2.475.404	5.727.412	131,37
France	15.496	41.360	166,91	669.820	242.793	-63,75
Germany, Fed. Rep. of	2.496.516	1.149.086	-53,97	13.518.251	6.628.020	-50,97
Austria	51.672	18.835	-63,55	355.207	101.617	-71,39
Belgium	4.027	781	-80,61	31.214	6.574	-78,94
Switzerland	46.994	63.045	34,15	397.252	454.938	14,52
Luxembourg	-0	-	-	4	-	-
Denmark	52.660	46.731	-11,26	405.586	262.392	-35,31
Norway	30	419	1.296,67	71	22.466	31.464,17
Sweden	179.741	105.430	-41,34	1.387.754	693.957	-49,99
Finland	2.545	20.995	724,93	17.770	126.375	611,17
Ireland	16	35	113,18	25	134.186	543.693,01
Italy	82.482	47.847	-41,99	356.252	260.198	-26,96
Spain	40	38.592	97.402,96	758	168.764	22.156,46
Portugal	1	201	19.964,00	468	1.073	129,33
Greece	1.361	-	-	15.688	-	-
Hungary	1.504	185	-87,70	16.214	954	-94,11
Poland	277	15.429	5.479,08	7.701	163.098	2.017,87
Romania	-	1	-	-	1	-
Azerbaijan	1	-	-	500	-	-



Lanjutan Tabel 3.6

Komoditas/Negara Tujuan	Berat Bersih (kg)		Perub %	Nilai FOB (US\$)		Perub %
	Jan-Jul 2023	Jan-Jul 2024		Jan-Jul 2023	Jan-Jul 2024	
	(1)	(2)	(3)	(4)	(5)	(6)
Kazakhstan	7.777	-	-	64.871	-	-
Turkmenistan	-	-0	-	-	2	-
Ukraine	1	-	-	56	-	-
Latvia	2.595	-	-	13.490	-	-
Estonia	-	393	-	-	2.827	-
Georgia	17.246	-0	-100,00	142.793	-0	-100,00
Slovakia	4	-	-	189	-	-
Slovenia	2	19	865,50	60	621	930,35
Czech Republic	1	59	5.770,20	500	108	-78,44
Rep. of Macedonia	414	3.543	755,44	4.396	36.028	719,56
Russia Federation	214	9.960	4.546,51	6.443	162.869	2.427,91
Serbia	500	32	-93,60	23.562	500	-97,88
<b>Konstruksi Berat Siap Pasang dari Baja</b>	<b>5.452.643</b>	<b>61.632.509</b>	<b>1.030,32</b>	<b>18.147.409</b>	<b>150.033.171</b>	<b>726,75</b>
Japan	91.865	47.916	-47,84	519.343	181.329	-65,08
Korea, Republic of	-	1.094	-	-	15.500	-
Taiwan	-	78.281	-	-	546.401	-
China	5.774	158.283	2.641,30	16.820	820.250	4.776,71
Papua New Guinea	50	60	20,00	1.311	539	-58,86
Thailand	183.454	65.633	-64,22	952.540	120.947	-87,30
Singapore	829.337	3.610.829	335,39	2.936.759	23.078.177	685,84
Philippines	-	119	-	-	59.937	-
Malaysia	37.777	4.336	-88,52	756.963	35.648	-95,29
Myanmar	14.770	-	-	128.650	-	-
Cambodia	-0	34.000	17.894.636,84	10	25.000	249.900,00
Nepal	4	-	-	125	-	-
Viet Nam	43.525	7.300	-83,23	228.650	11.000	-95,19
India	151.007	387.742	156,77	1.194.336	1.380.636	15,60
Bangladesh	815	-	-	99.527	-	-
Qatar	-	417.000	-	-	3.366.351	-
Mauritania	65.690	-	-	1.644.804	-	-
Australia	1.848.663	11.691.018	532,40	6.948.167	51.767.182	645,05
New Zealand	283.519	152.017	-46,38	316.924	199.916	-36,92
Vanuatu	-	290.410	-	-	647.614	-
East Timor	768.402	855.059	11,28	536.485	170.790	-68,16
United States	1.048.829	13.240.571	1.162,41	1.751.444	22.132.135	1.163,65
Canada	-	556.973	-	-	729.886	-
Mexico	78.913	-	-	108.032	-	-
Argentina	-	484	-	-	2.909	-
Brazil	240	-	-	6.463	-	-
Netherlands	7	-	-	54	-	-
Germany, Fed. Rep. of	-	10.328	-	-	14.175	-
Sweden	1	-	-	2	-	-
Ireland	-	150.295	-	-	217.958	-
Lithuania	-	16.514.934	-	-	24.508.523	-
Estonia	-	13.357.828	-	-	20.000.366	-
<b>Barang dari Logam Siap Pasang untuk Konstruksi</b>	<b>20.363.380</b>	<b>55.053.442</b>	<b>170,36</b>	<b>40.966.163</b>	<b>653.443.116</b>	<b>1.495,08</b>
Japan	1.266.836	51.029	-95,97	3.340.768	330.989	-90,09
Hong Kong	721	3.799	426,91	351	3.486	893,08
Korea, Republic of	265	9.725	3.569,81	36	31.863	87.484,72
Taiwan	-	480.485	-	-	3.470.743	-
China	572.543	40.421	-92,94	1.776.155	133.447	-92,49
Mongolia	16	-	-	79	-	-
Papua New Guinea	15.329	2.579	-83,18	5.830	5.913	1,42
Thailand	9.825	507.685	5.067,28	37.580	10.690.418	28.347,24
Singapore	8.440.598	3.642.121	-56,85	11.507.662	6.445.073	-43,99
Philippines	17.856	55.607	211,42	25.593	85.303	233,30
Malaysia	328.047	887.026	170,40	299.306	4.095.548	1.268,35
Myanmar	50.650	1.900	-96,25	162.000	5.000	-96,91
Cambodia	-	1.700	-	-	14.900	-
Brunei Darussalam	1.102	5.286	379,65	5.997	19.040	217,50
Viet Nam	712.064	716.972	0,69	2.639.606	2.872.157	8,81
Maldives	8.736	21.622	147,50	16.328	12.876	-21,14
India	126.576	41.833	-66,95	330.088	101.497	-69,25
Sri Lanka	431	-	-	4.006	-	-
Saudi Arabia	20.647	3.965	-80,80	40.176	26.324	-34,48
Kuwait	439	-	-	619	-	-
Turkey	-	50	-	-	857	-
United Arab Emirates	150	15.324	10.115,80	5.476	96.047	1.653,90
Qatar	1.950.674	252.741	-87,04	8.299.305	891.642	-89,26
Cyprus	-	632	-	-	5.600	-
Morocco	-	237	-	-	1.557	-
Angola	4	-	-	225	-	-
Congo	54	-	-	259	-	-
Sierra Leone	942	-	-	9.401	-	-
Cote D'Ivoire	-	1.158	-	-	18.245	-
Senegal	127.830	66.826	-47,72	171.013	132.478	-22,53
Mauritania	1.407	-	-	22.036	-	-
Mauritius	-	213	-	-	1.914	-

Lanjutan Tabel 3.6

Komoditas/Negara Tujuan	Berat Bersih (kg)		Perub %	Nilai FOB (US\$)		Perub %
	Jan-Jul 2023	Jan-Jul 2024		Jan-Jul 2023	Jan-Jul 2024	
	(1)	(2)	(3)	(4)	(5)	(6)
Australia	2.228.069	24.704.795	1.008,80	3.667.483	407.497.373	11.011,09
New Zealand	2.055.408	643.616	-68,69	2.169.048	822.844	-62,06
New Caledonia	-	92	-	-	589	-
Solomon Islands	-	16.950	-	-	51.466	-
Tonga	386.216	24.288	-93,71	220.575	45.805	-79,23
East Timor	129.911	51.501	-60,36	106.765	46.448	-56,49
United States	1.203.919	3.811.967	216,63	4.591.614	12.938.779	181,79
Canada	65.872	87.932	33,49	348.340	599.646	72,14
Mexico	202.700	-	-	1.223	-	-
Brazil	38.784	42.162	8,71	120.800	132.470	9,66
Colombia	-	10.846	-	-	38.502	-
Jamaica	-	154	-	-	1.271	-
Dominican Republic	-	1.081	-	-	1.993	-
Costa Rica	17.740	305	-98,28	4.399	208	-95,26
French Polynesia	86	-	-	284	-	-
United Kingdom	-	18.703.983	-	-	201.091.790	-
Netherlands	5.960	6	-99,90	20.094	23	-99,89
France	143.905	102.701	-28,63	372.343	282.074	-24,24
Germany, Fed. Rep. of	235	936	298,30	6.848	4.081	-40,41
Austria	853	-	-	1.096	-	-
Belgium	22.943	2.080	-90,93	59.553	1.690	-97,16
Switzerland	4.981	9.513	91,00	93.908	98.147	4,51
Denmark	2.335	-	-	3.700	-	-
Norway	70.371	-	-	79.027	-	-
Italy	78.910	10.275	-86,98	201.882	120.640	-40,24
Spain	21.312	1.624	-92,38	82.938	1.752	-97,89
Portugal	465	135	-70,97	2.040	108	-94,71
Greece	518	13.003	2.408,29	872	163.195	18.605,01
Poland	23.910	-	-	95.308	-	-
Romania	3.948	-	-	15.575	-	-
Albania	-	2.316	-	-	8.974	-
Slovenia	288	247	-14,18	551	330	-40,11
<b>Peralatan Umum</b>	<b>5.585.749</b>	<b>5.163.932</b>	<b>-7,55</b>	<b>37.795.584</b>	<b>32.933.885</b>	<b>-12,86</b>
Japan	3.017.019	2.489.379	-17,49	16.000.917	12.065.989	-24,59
Hong Kong	91.578	181.963	98,70	381.458	746.863	95,79
Korea, Republic of	241.181	182.369	-24,39	1.354.365	957.722	-29,29
Taiwan	18.835	101.235	437,48	191.274	911.219	376,39
China	26.715	42.984	60,90	113.771	250.911	120,54
Mongolia	860	-	-	6.788	-	-
Macau	19	-	-	44	-	-
Papua New Guinea	654	1.523	133,10	13.631	2.475	-81,84
Thailand	383.460	421.491	9,92	4.658.384	5.289.226	13,54
Singapore	304.430	294.359	-3,31	1.545.157	1.948.709	26,12
Philippines	238.610	130.461	-45,32	2.953.379	1.085.465	-63,25
Malaysia	560.446	545.464	-2,67	4.459.624	3.931.690	-11,84
Myanmar	693	1.364	96,73	10.174	12.675	24,59
Cambodia	2.934	12	-99,58	51.503	404	-99,22
Brunei Darussalam	170	311	83,04	1.335	3.768	182,30
Lao People'S Dem. Rep.	10	-	-	576	-	-
Nepal	2	-	-	160	-	-
Viet Nam	169.777	217.449	28,08	2.071.810	2.284.676	10,27
Maldives	4.212	467	-88,91	16.731	5.671	-66,11
India	87.153	98.495	13,01	452.646	463.893	2,48
Pakistan	4.652	13.398	187,98	42.452	130.081	206,42
Bangladesh	5	81	1.663,56	245	1.945	694,59
Sri Lanka	653	1.842	182,04	5.834	11.587	98,62
Saudi Arabia	12.274	9.612	-21,69	96.617	81.838	-15,30
Israel	-0	-	-	25	-	-
Kuwait	359	358	-0,26	3.889	4.411	13,43
Jordan	-	4	-	-	115	-
Lebanon	63	144	127,76	474	5.146	986,57
Palestina	1	-	-	32	-	-
Yemen	-	340	-	-	3.822	-
Oman	258	323	25,50	6.758	3.143	-53,49
Turkey	7	7.884	109.400,47	4.197	42.899	922,14
United Arab Emirates	1.763	3.868	119,46	24.041	38.838	61,55
Qatar	183	185	0,60	3.120	10.859	248,09
Bahrain	88	46	-48,22	1.584	586	-63,03
Cyprus	34	16	-53,49	221	137	-38,10
Egypt	383	366	-4,58	8.178	6.874	-15,95
Libyan Arab Jamahiriya	-	20	-	-	3.026	-
Namibia	5	-	-	45	-	-
Somalia	280	-	-	280	-	-
Kenya	43	-	-	2.588	-	-
Reunion	524	509	-2,86	1.304	3.556	172,77
Togo	-	6	-	-	22	-
Ghana	19	-	-	1.149	-	-
Angola	-	1	-	-	812	-
Nigeria	4.412	43	-99,02	25.386	876	-96,55
Cote D'Ivoire	14	-	-	3.166	-	-

Lanjutan Tabel 3.6

Komoditas/Negara Tujuan	Berat Bersih (kg)		Perub %	Nilai FOB (US\$)		Perub %
	Jan-Jul 2023	Jan-Jul 2024		Jan-Jul 2023	Jan-Jul 2024	
(1)	(2)	(3)	(4)	(5)	(6)	(7)
Mauritania	103	-	-	1.050	-	-
Mali	191	-	-	134	-	-
Seychelles	13	-	-	301	-	-
Central African Republic	2.248	-	-	21.616	-	-
Djibouti	-	20	-	-	1.386	-
South Africa	11.582	8.515	-26,48	85.907	71.815	-16,40
Mauritius	21	601	2.762,35	116	2.424	1.991,46
Australia	72.348	70.544	-2,49	343.499	410.215	19,42
New Zealand	1.351	2.517	86,36	21.979	46.254	110,45
Saint Vincent and the Grenadines	-	35	-	-	4.242	-
Vanuatu	37	86	131,52	684	2.003	192,88
American Samoa	-	37	-	-	433	-
Fiji	4	-	-	29	-	-
Solomon Islands	5	-	-	110	-	-
East Timor	33.095	53.037	60,26	73.730	90.973	23,39
United States	177.289	112.240	-36,69	1.744.898	768.238	-55,97
Canada	3.370	484	-85,64	9.383	802	-91,45
Mexico	3.161	23.143	632,06	82.861	138.313	66,92
Guatemala	505	256	-49,33	2.956	2.113	-28,54
Honduras	-	6	-	-	89	-
Nicaragua	124	194	56,98	1.214	1.298	6,97
Panama	124	396	220,30	2.043	4.015	96,48
Chile	313	533	70,22	1.994	5.207	161,11
Argentina	1.618	1.143	-29,40	8.459	7.843	-7,29
Brazil	6.413	10.492	63,61	140.857	203.143	44,22
Colombia	202	269	33,36	7.107	8.599	21,00
Bolivia	363	4	-98,91	2.625	63	-97,60
Paraguay	-	6	-	-	-0	-
Ecuador	6	47	711,87	335	786	134,53
Peru	94	375	301,21	634	4.257	571,95
Guyana	-	1	-	-	32	-
Trinidad and Tobago	28	88	210,14	252	370	46,80
Bahamas	-	2	-	-	8	-
Jamaica	283	61	-78,32	1.055	1.876	77,82
Dominican Republic	197	845	329,02	984	24.828	2.423,38
El Salvador	39	-	-	496	-	-
Costa Rica	164	422	157,56	1.454	3.013	107,16
Haiti	7	-	-	47	-	-
Barbados	220	180	-18,16	1.360	1.196	-12,09
Aruba	38	-	-	282	-	-
Bermuda	69	46	-33,19	329	116	-64,77
Cayman Islands	-	1	-	-	15	-
French Polynesia	2	23	948,43	34	110	220,91
Grenada	7	-	-	162	-	-
Netherlands Antilles	24	23	-1,79	99	202	103,85
Saint Lucia	5	6	21,96	586	135	-77,03
Turks and Caicos Islands	-	1	-	-	16	-
Guadeloupe	7	63	785,27	31	163	419,53
Virgin Islands (British)	4	-	-	34	-	-
United Kingdom	1.523	1.017	-33,23	20.472	18.481	-9,73
Netherlands	47.253	13.055	-72,37	124.270	46.419	-62,65
France	8.971	11.884	32,46	79.174	129.499	63,56
Germany, Fed. Rep. of	7.329	58.797	702,25	120.725	300.584	148,98
Belgium	14.840	17.501	17,93	73.377	94.328	28,55
Switzerland	7	-	-	866	-	-
Luxembourg	9	-	-	144	-	-
Denmark	204	212	4,12	2.603	2.516	-3,34
Norway	15	4	-76,31	224	1.961	775,43
Sweden	-	3	-	-	337	-
Ireland	2.016	1.261	-37,42	108.819	107.919	-0,83
Italy	300	152	-49,33	1.903	11.907	525,81
Spain	232	1.333	473,66	2.580	6.783	162,88
Greece	6.035	76	-98,74	7.112	1.022	-85,63
Poland	8	22.121	294.842,67	529	79.713	14.968,54
Romania	228	-	-	1.172	-	-
Georgia	51	-	-	264	-	-
Malta	4.564	-	-	153.995	-	-
Slovenia	52	-	-	4.255	-	-
Czech Republic	-	75	-	-	500	-
Russia Federation	400	47	-88,21	3.510	620	-82,35
Serbia	1.258	1.281	1,79	12.552	12.780	1,82
<b>Ember, Kaleng, Drum dan Wadah Sejenis dari Logam</b>	<b>11.655.445</b>	<b>8.364.603</b>	<b>-28,23</b>	<b>31.120.959</b>	<b>20.330.947</b>	<b>-34,67</b>
Japan	192.940	159.637	-17,26	201.390	182.545	-9,36
Hong Kong	-	143	-	-	1.341	-
Korea, Republic of	-	412	-	-	60	-
Taiwan	61.324	73.979	20,64	234.244	234.273	0,01
China	8.529	11.951	40,12	26.055	28.118	7,92
Papua New Guinea	2.924.968	1.579.214	-46,01	11.688.163	6.282.128	-46,25
Thailand	1.504.457	38.127	-97,47	2.774.832	216.959	-92,18

Lanjutan Tabel 3.6

Komoditas/Negara Tujuan	Berat Bersih (kg)		Perub %	Nilai FOB (US\$)		Perub %
	Jan-Jul 2023	Jan-Jul 2024		Jan-Jul 2023	Jan-Jul 2024	
	(1)	(2)	(3)	(4)	(5)	(6)
Singapore	4.531.110	3.977.670	-12,21	5.118.780	2.284.821	-55,36
Philippines	894.276	877.187	-1,91	3.262.258	3.340.101	2,39
Malaysia	284.966	242.109	-15,04	2.186.828	1.613.623	-26,21
Viet Nam	191.456	180.678	-5,63	833.484	685.692	-17,73
India	13.302	16.288	22,45	58.464	97.884	67,43
Bangladesh	6.675	-	-	59.560	-	-
Sri Lanka	4.496	6.361	41,48	33.477	56.944	70,10
Saudi Arabia	-	52	-	-	-0	-
Kuwait	-	47	-	-	100	-
Lebanon	-	8.480	-	-	61.583	-
Turkey	-	8	-	-	600	-
United Arab Emirates	140.568	154.169	9,68	937.809	1.044.294	11,35
Qatar	-	1.872	-	-	6.182	-
Tanzania, United Rep. of	-	78	-	-	2.026	-
Kenya	-	30	-	-	666	-
Reunion	18.320	19.956	8,93	69.033	75.189	8,92
Congo	71	-	-	1.135	-	-
Mauritius	123.881	276.499	123,20	395.200	1.041.987	163,66
Australia	14.370	14.140	-1,60	106.508	204.079	91,61
New Zealand	-	239	-	-	3.368	-
New Caledonia	121.509	168.389	38,58	455.464	615.488	35,13
Solomon Islands	128.122	126.759	-1,06	455.431	450.910	-0,99
Tonga	-	1.530	-	-	2.830	-
East Timor	150.254	79.627	-47,01	563.623	131.383	-76,69
United States	308.383	305.761	-0,85	1.432.738	1.397.635	-2,45
Canada	-	458	-	-	1.861	-
Mexico	8.006	2.609	-67,41	65.977	22.108	-66,49
Nicaragua	9.148	17.707	93,57	63.503	127.005	100,00
United Kingdom	3.804	9.185	141,47	31.388	71.676	128,35
Netherlands	-	262	-	-	1.710	-
France	66	334	404,91	825	941	14,06
Germany, Fed. Rep. of	977	250	-74,41	3.454	104	-96,99
Belgium	-	7.057	-	-	1.674	-
Switzerland	54	363	572,22	50	378	656,00
Denmark	-	6	-	-	40	-
Sweden	1.850	-	-	52.310	-	-
Ireland	7.399	-	-	6.336	-	-
Italy	-	918	-	-	6.542	-
Poland	12	-	-	121	-	-
Lithuania	-	4.055	-	-	31.883	-
Czech Republic	77	-	-	600	-	-
Russia Federation	75	6	-92,03	1.922	2.220	15,50
<b>Tangki, Tandon Air dan Wadah dari Logam</b>	<b>5.380.084</b>	<b>2.883.077</b>	<b>-46,41</b>	<b>26.643.036</b>	<b>12.856.032</b>	<b>-51,75</b>
Japan	706.190	35.371	-94,99	2.360.759	217.295	-90,80
Hong Kong	-	89.510	-	-	49.167	-
Korea, Republic of	44.252	72.053	62,82	39.645	67.397	70,00
Taiwan	2.234	7.259	224,97	16.508	63.926	287,24
China	191.259	188.590	-1,40	1.519.636	2.101.879	38,31
Papua New Guinea	25	44.815	179.734,67	66	232.249	353.635,93
Thailand	13.949	70.887	408,20	173.468	480.685	177,10
Singapore	2.097.691	405.823	-80,65	5.747.707	226.806	-96,05
Philippines	76.400	93.973	23,00	385.119	928.648	141,13
Malaysia	132.917	167.213	25,80	3.646.007	222.303	-93,90
Myanmar	15.167	-	-	13.728	-	-
Brunei Darussalam	335	-	-	3.946	-	-
Viet Nam	1.484.918	1.406.977	-5,25	7.436.131	5.987.132	-19,49
Maldives	-	12	-	-	250	-
India	2.400	53.244	2.118,48	9.234	309.712	3.254,02
Pakistan	2.693	8.540	217,14	18.612	61.217	228,91
Bangladesh	75.338	7.223	-90,41	273.659	97.785	-64,27
Sri Lanka	-	9	-	-	1.250	-
Saudi Arabia	-	40	-	-	1.560	-
Kuwait	393	-	-	3.650	-	-
Turkey	23	-	-	4.858	-	-
United Arab Emirates	64.000	1.016	-98,41	261.538	25.855	-90,11
Congo	3	-	-	750	-	-
Cameroon	2.601	1.732	-33,41	16.674	22.520	35,06
Nigeria	34.425	10.323	-70,01	247.707	107.320	-56,67
Sierra Leone	1.031	-	-	23.711	-	-
Cote D'Ivoire	59.672	16.357	-72,59	1.432.498	84.961	-94,07
South Africa	-	9.049	-	-	42.114	-
Democratic Rep. of the Congo	-	3.958	-	-	15.365	-
Australia	78.174	73.668	-5,76	674.627	497.691	-26,23
New Zealand	-	10	-	-	87	-
Fiji	92	27.170	29.432,24	3.031	284.923	9.301,55
East Timor	9.564	22.588	136,17	31.947	46.599	45,86
United States	7.910	2.025	-74,40	98.753	51.000	-48,36
Mexico	-	13.000	-	-	53.993	-
Argentina	-	29	-	-	182	-

Lanjutan Tabel 3.6

Komoditas/Negara Tujuan	Berat Bersih (kg)		Perub %	Nilai FOB (US\$)		Perub %
	Jan-Jul 2023	Jan-Jul 2024		Jan-Jul 2023	Jan-Jul 2024	
	(1)	(2)	(3)	(4)	(5)	(6)
Brazil	95.742	130	-99,86	1.684.459	16.770	-99,00
Bahamas	980	-	-	1.353	-	-
United Kingdom	-	40	-	-	500	-
Netherlands	100.875	2.531	-97,49	269.786	109.308	-59,48
France	-	5	-	-	5	-
Germany, Fed. Rep. of	31.197	3.424	-89,03	73.702	17.995	-75,58
Belgium	43.697	31.104	-28,82	3.629	99.878	2.651,94
Norway	-	4.696	-	-	213.488	-
Sweden	3.330	1.200	-63,96	132.553	33.729	-74,55
Ireland	-	-0	-	-	6	-
Italy	84	7.313	8.603,90	300	71.381	23.707,90
Hungary	525	150	-71,43	33.289	10.781	-67,62
Slovenia	-	24	-	-	323	-
<b>Peralatan Dapur dan Peralatan Meja dari Logam</b>	<b>2.369.533</b>	<b>2.538.858</b>	<b>7,15</b>	<b>17.306.903</b>	<b>17.264.048</b>	<b>-0,25</b>
Japan	59.665	65.012	8,96	445.622	428.790	-3,78
Hong Kong	5.254	405	-92,30	46.287	3.758	-91,88
Korea, Republic of	9.559	501	-94,75	78.228	9.787	-87,49
Taiwan	5.143	1.264	-75,42	27.980	13.613	-51,35
China	61.894	36.950	-40,30	80.063	49.262	-38,47
Papua New Guinea	90	719	698,62	244	105	-56,87
Thailand	420	435	3,56	2.120	4.903	131,35
Singapore	75.619	104.079	37,64	1.144.247	740.849	-35,25
Philippines	1.727	11.475	564,62	26.498	29.546	11,50
Malaysia	158.355	208.055	31,38	350.587	621.217	77,19
Cambodia	5	1.323	25.242,91	562	17.316	2.981,12
Brunei Darussalam	2.164	1.283	-40,72	16.621	26.851	61,54
Nepal	54	-	-	915	-	-
Viet Nam	14.906	3.517	-76,41	216.934	51.285	-76,36
Maldives	8.225	115	-98,60	151.964	6.040	-96,03
India	4.048	141.445	3.394,20	8.592	317.753	3.598,30
Bangladesh	115	-	-	1.947	-	-
Sri Lanka	28	20	-29,24	633	102	-83,92
Afghanistan	-	7.800	-	-	113.460	-
Saudi Arabia	111.359	85.530	-23,19	2.626.422	2.181.279	-16,95
Kuwait	6.377	4.981	-21,89	247.165	150.871	-38,96
Lebanon	3.567	-	-	45.103	-	-
Oman	189	379	101,03	553	413	-25,33
Turkey	15.746	10.563	-32,92	70.960	46.462	-34,52
United Arab Emirates	2.410	186	-92,26	9.443	2.001	-78,81
Qatar	2.726	961	-64,75	94.383	9.014	-90,45
Cyprus	115	215	86,96	1.286	657	-48,90
Namibia	40	-	-	280	-	-
Tanzania, United Rep. of	31	140	351,61	503	6.265	1.146,10
Kenya	45	98	116,67	13	585	4.577,76
Reunion	-	3	-	-	-0	-
Togo	-	5	-	-	38	-
Ghana	-	7.221	-	-	36.515	-
Guinea	-	54	-	-	726	-
Congo	1	3	200,00	20	19	-7,00
Nigeria	30	-	-	250	-	-
Senegal	26	6.228	23.854,88	744	5.038	577,15
Seychelles	-	130	-	-	2.695	-
South Africa	-	838	-	-	11.835	-
Mauritius	10	8	-20,00	390	70	-82,00
Australia	70.261	80.959	15,23	1.041.470	1.088.565	4,52
New Zealand	14.112	17.975	27,38	64.362	88.237	37,09
Guam	2	-	-	7	-	-
New Caledonia	-	15	-	-	84	-
Saint Vincent and the Grenadines	-	4	-	-	52	-
Cook Islands	15	-	-	33	-	-
Fiji	145	2.229	1.434,93	1.587	18.622	1.073,56
East Timor	141.238	132.449	-6,22	180.673	238.170	31,82
United States	1.148.158	970.364	-15,49	7.018.675	6.182.002	-11,92
Canada	3.892	945	-75,72	49.385	12.371	-74,95
Mexico	8.530	9.521	11,62	43.184	80.140	85,58
Guatemala	11.066	-	-	55.274	-	-
Chile	40	-	-	452	-	-
Argentina	-	986	-	-	19.337	-
Trinidad and Tobago	-	18	-	-	72	-
Puerto Rico	-	264	-	-	133	-
Dominican Republic	-	452	-	-	1.627	-
Barbados	-	1	-	-	2	-
Antigua and Barbuda	172	-	-	1.152	-	-
French Polynesia	592	120	-79,73	5.590	501	-91,04
Grenada	-	40	-	-	1.569	-
Martinique	-	219	-	-	278	-
United Kingdom	1.451	92.200	6.254,22	12.400	1.228.215	9.805,29
Netherlands	16.252	11.685	-28,10	72.600	68.789	-5,25
France	68.799	43.177	-37,24	409.756	252.011	-38,50

Lanjutan Tabel 3.6

Komoditas/Negara Tujuan	Berat Bersih (kg)		Perub %	Nilai FOB (US\$)		Perub %
	Jan-Jul 2023	Jan-Jul 2024		Jan-Jul 2023	Jan-Jul 2024	
	(1)	(2)	(3)	(4)	(5)	(6)
Germany, Fed. Rep. of	69.088	198.738	187,66	432.175	1.121.311	159,46
Austria	1	8	700,00	58	8	-86,14
Belgium	85.047	56.066	-34,08	985.341	600.313	-39,08
Switzerland	4.277	2.202	-48,53	77.964	34.591	-55,63
Denmark	-	39	-	-	163	-
Sweden	3.239	2.577	-20,45	12.880	10.205	-20,77
Finland	1.364	-	-	21.164	-	-
Italy	108.170	124.847	15,42	701.008	769.139	9,72
Spain	2.899	8.193	182,61	12.863	35.640	177,09
Portugal	-	541	-	-	1.025	-
Greece	2.133	8.072	278,42	10.358	31.509	204,19
Poland	5.248	6.497	23,81	23.650	38.018	60,75
Romania	2.447	1.865	-23,79	27.558	20.659	-25,03
Bulgaria	7.789	8.027	3,05	44.561	45.005	1,00
Albania	-	141	-	-	545	-
Lithuania	19	-	-	231	-	-
Croatia	266	349	31,22	289	363	25,57
Slovenia	21.930	34.144	55,69	173.985	257.373	47,93
Czech Republic	1.998	3.996	100,00	10.014	19.440	94,13
Russia Federation	18.948	16.990	-10,34	118.647	108.844	-8,26
<b>Alat Potong dan Perkakas Tangan Rumah Tangga</b>	<b>942.938</b>	<b>708.494</b>	<b>-24,86</b>	<b>13.177.734</b>	<b>8.408.097</b>	<b>-36,19</b>
Japan	180	763	323,26	4.270	12.200	185,72
Hong Kong	6	1.605	28.664,09	24	10.883	46.211,16
Korea, Republic of	1.193	960	-19,56	40.037	18.651	-53,42
Taiwan	21	212	932,10	80	13.759	17.098,65
China	1.439	587	-59,20	19.011	3.775	-80,14
Mongolia	-	480	-	-	2.984	-
Papua New Guinea	3	14	350,67	57	72	25,42
Thailand	136	2.162	1.486,63	2.668	18.969	611,07
Singapore	19.134	4.852	-74,64	389.711	77.209	-80,19
Philippines	172	29	-83,36	7.937	1.504	-81,05
Malaysia	2.543	6.528	156,77	19.496	102.965	428,12
Cambodia	-	1	-	-	21	-
Brunei Darussalam	24	20	-19,04	653	3.940	503,77
Viet Nam	247	492	99,54	3.498	31.989	814,46
Maldives	1.250	1.511	20,84	8.955	8.998	0,48
India	872	1.338	53,36	10.818	9.434	-12,80
Sri Lanka	184	30	-83,52	2.190	535	-75,58
Saudi Arabia	-	11.181	-	-	57.179	-
Israel	715	550	-23,15	9.792	5.166	-47,24
Lebanon	2.500	-	-	35.501	-	-
Oman	1.280	157	-87,73	10.068	49	-99,51
Turkey	2.119	4.200	98,21	29.645	74.334	150,75
United Arab Emirates	657	9.309	1.316,43	4.090	54.829	1.240,40
Qatar	1	924	184.775,00	107	11.682	10.847,99
Ethiopia	3	-	-	634	-	-
Tanzania, United Rep. of	-	28	-	-	291	-
Madagascar	-	5	-	-	28	-
Kenya	100	-	-	2.046	-	-
Congo	8	-	-	53	-	-
Cameroon	-	3	-	-	23	-
Nigeria	2.849	1.922	-32,54	15.227	3.685	-75,80
Senegal	-	18	-	-	30	-
Seychelles	1	-	-	5	-	-
South Africa	-	260	-	-	15	-
Mauritius	57	450	689,47	259	270	4,25
Australia	1.292	2.674	107,05	21.441	18.007	-16,02
New Zealand	-	185	-	-	4.104	-
Northern Mariana Islands	20	501	2.369,92	1.287	4.671	262,96
Vanuatu	-	1	-	-	33	-
Fiji	9	11	25,00	2.087	588	-71,83
Tonga	-	88	-	-	740	-
East Timor	54.366	142.167	161,50	84.908	83.079	-2,15
United States	484.291	266.837	-44,90	7.990.255	4.690.061	-41,30
Canada	1.083	20	-98,12	25.349	21	-99,92
Mexico	31.837	1.698	-94,67	372.354	17.458	-95,31
Chile	-	1	-	-	2	-
Brazil	-	10	-	-	235	-
Uruguay	-	2.003	-	-	54.813	-
Puerto Rico	-	498	-	-	13	-
Dominican Republic	-	1.596	-	-	16.783	-
Netherlands Antilles	-	5	-	-	6	-
United Kingdom	16.696	9.520	-42,98	226.968	116.656	-48,60
Netherlands	196	55.847	28.451,83	457	746.813	163.255,73
France	4	531	12.258,84	133	1.469	1.002,41
Germany, Fed. Rep. of	142.923	27.325	-80,88	1.844.237	437.880	-76,26
Belgium	216	453	109,54	4.132	7.669	85,62
Switzerland	63.495	42.874	-32,48	856.267	490.991	-42,66
Denmark	2	260	12.915,05	20	10	-50,00

Lanjutan Tabel 3.6

Komoditas/Negara Tujuan	Berat Bersih (kg)		Perub %	Nilai FOB (US\$)		Perub %
	Jan-Jul 2023	Jan-Jul 2024		Jan-Jul 2023	Jan-Jul 2024	
	(1)	(2)	(3)	(4)	(5)	(6)
Sweden	51.982	36.710	-29,38	402.769	285.450	-29,13
Finland	-	7	-	-	1	-
Ireland	4.660	5.571	19,55	47.346	55.758	17,77
Italy	14.089	7.275	-48,36	206.531	235.372	13,96
Greece	2.177	-	-	23.534	-	-
Romania	9.864	2.492	-74,74	108.648	30.461	-71,96
Slovakia	26.044	50.744	94,84	342.180	583.481	70,52
Russia Federation	-	-0	-	-	8	-
<b>Barang dari Logam Bukan Aluminium Siap Pasang</b>	<b>2.887.593</b>	<b>1.965.618</b>	<b>-31,93</b>	<b>3.588.232</b>	<b>6.941.775</b>	<b>93,46</b>
Japan	755	25	-96,67	9.186	336	-96,34
Korea, Republic of	800	-	-	1.071	-	-
Taiwan	96	-	-	667	-	-
China	31.215	25.580	-18,05	69.445	26.425	-61,95
Papua New Guinea	-	35.848	-	-	92.311	-
Thailand	160	-0	-99,88	1.205	2	-99,82
Singapore	2.722.502	1.412.996	-48,10	2.810.139	475.350	-83,08
Philippines	2.050	4.706	129,56	6.536	27.180	315,88
Malaysia	67.844	1.238	-98,18	440.027	1.080	-99,75
Myanmar	32.212	-	-	107.023	-	-
Brunei Darussalam	60	315	425,00	30	302	906,93
Maldives	-	12	-	-	60	-
India	120	-	-	1.052	-	-
Togo	230	-	-	60	-	-
Mauritius	-	22	-	-	86	-
Australia	5.680	453.307	7.880,48	26.740	6.257.839	23.302,72
New Zealand	463	71	-84,64	4.642	365	-92,13
Solomon Islands	-	980	-	-	19.685	-
East Timor	8.719	6.245	-28,37	24.269	10.582	-56,40
United States	6.531	12.332	88,82	33.922	9.298	-72,59
Mexico	224	-	-	896	-	-
Chile	618	-	-	3.357	-	-
Dominican Republic	150	30	-80,00	7.800	540	-93,08
French Guiana	178	-	-	2.215	-	-
United Kingdom	890	1.400	57,27	5.981	5.824	-2,63
Netherlands	3.909	4.435	13,45	10.727	7.399	-31,02
France	970	457	-52,89	6.549	1.773	-72,93
Belgium	859	293	-65,89	10.130	954	-90,58
Denmark	-	57	-	-	189	-
Ireland	-	3.537	-	-	1.220	-
Italy	-	1.507	-	-	1.447	-
Spain	50	226	351,83	690	1.528	121,42
Poland	50	-	-	490	-	-
Malta	259	-	-	3.385	-	-
<b>Barang dari Logam Aluminium Siap Pasang untuk Konstruksi</b>	<b>1.580.576</b>	<b>1.181.077</b>	<b>-25,28</b>	<b>9.530.430</b>	<b>7.011.697</b>	<b>-26,43</b>
Japan	257.028	213.299	-17,01	2.495.873	2.004.749	-19,68
Taiwan	177	9.416	5.210,25	1.684	61.290	3.540,35
China	25.900	16	-99,94	31.942	47	-99,85
Papua New Guinea	350	-	-	198	-	-
Thailand	71.575	43.445	-39,30	555.932	396.191	-28,73
Singapore	175.520	164.322	-6,38	943.754	746.272	-20,93
Philippines	735	-	-	6.344	-	-
Malaysia	468	2.434	420,14	1.773	4.106	131,58
Myanmar	-	199	-	-	1.579	-
Cambodia	3.663	-	-	24.747	-	-
Viet Nam	25.448	9.656	-62,05	446.654	151.699	-66,04
Maldives	149	168	12,75	2.335	4.758	103,79
India	128	-	-	2.478	-	-
Saudi Arabia	-	196	-	-	735	-
United Arab Emirates	11.082	-	-	25.088	-	-
Seychelles	150	-	-	1.834	-	-
Australia	33.249	8.066	-75,74	89.397	29.252	-67,28
New Zealand	-	242	-	-	233	-
East Timor	12.833	19.741	53,83	13.242	66.951	405,58
United States	956.680	708.841	-25,91	4.870.026	3.541.388	-27,28
Canada	800	-	-	2.816	-	-
Germany, Fed. Rep. of	4.209	-	-	8.417	-	-
Switzerland	42	-	-	5.116	-	-
Denmark	390	1.036	165,51	780	2.448	213,85
<b>Senjata dan Amunisi</b>	<b>25.890</b>	<b>132.580</b>	<b>412,08</b>	<b>3.485.105</b>	<b>8.681.616</b>	<b>149,11</b>
Japan	878	-	-	301.998	-	-
China	-	316	-	-	101.694	-
Singapore	873	921	5,47	45.541	40.000	-12,17
Philippines	877	2.206	151,48	987.509	2.835.118	187,10
Malaysia	-0	850	386.130,45	34	1.203.485	3.592.392,42
Brunei Darussalam	-	1.625	-	-	127.671	-
India	-	52.512	-	-	64.926	-



Lanjutan Tabel 3.6

Komoditas/Negara Tujuan	Berat Bersih (kg)		Perub %	Nilai FOB (US\$)		Perub %
	Jan-Jul 2023	Jan-Jul 2024		Jan-Jul 2023	Jan-Jul 2024	
(1)	(2)	(3)	(4)	(5)	(6)	(7)
Pakistan	9.336	59.775	540,26	7.002	47.234	574,58
Bangladesh	117	-	-	12.720	-	-
Iran (Islamic Republic of)	-	4.441	-	-	3.500	-
Turkey	-	19	-	-	27.300	-
United Arab Emirates	52	98	89,55	12.580	44.087	250,45
Reunion	-	90	-	-	601	-
Guam	-	1.385	-	-	1.638.038	-
East Timor	663	844	27,46	104.500	102.750	-1,67
United States	10.521	7.498	-28,74	1.653.300	2.445.213	47,90
France	1.952	-	-	200.922	-	-
Czech Republic	622	-	-	159.000	-	-
<b>Brankas, Filling Kantor dan Sejenisnya</b>	<b>1.661.224</b>	<b>1.831.836</b>	<b>10,27</b>	<b>4.011.134</b>	<b>4.421.516</b>	<b>10,23</b>
Japan	-	739	-	-	4.844	-
Hong Kong	58.410	56.411	-3,42	151.467	140.149	-7,47
Korea, Republic of	11.630	11.346	-2,44	43.672	41.411	-5,18
Taiwan	11.808	13.163	11,48	52.327	42.465	-18,85
China	441.907	433.062	-2,00	1.143.034	1.128.249	-1,29
Papua New Guinea	2.930	24	-99,18	4.992	507	-89,85
Thailand	145.117	282.998	95,01	314.071	536.261	70,75
Singapore	25.511	23.163	-9,20	71.793	62.986	-12,27
Philippines	4.051	770	-80,99	8.895	2.472	-72,21
Malaysia	73.183	54.953	-24,91	192.158	135.312	-29,58
Myanmar	19.250	-0	-100,00	40.662	-0	-100,00
Cambodia	6.758	4.446	-34,21	18.080	12.295	-32,00
Brunei Darussalam	-	268	-	-	36.154	-
Viet Nam	6.945	2.686	-61,32	17.994	7.549	-58,05
Maldives	385	7.719	1.904,96	884	63.456	7.078,28
India	-	7	-	-	103	-
Bangladesh	56.214	-	-	80.189	-	-
Sri Lanka	-	94	-	-	342	-
Iraq	-	2.370	-	-	1.536	-
Saudi Arabia	39.541	27.325	-30,90	92.434	81.283	-12,06
Kuwait	-	4	-	-	381	-
Jordan	8.165	-	-	10.770	-	-
Lebanon	22.285	-	-	35.677	-	-
Oman	-	7.321	-	-	17.640	-
United Arab Emirates	116.588	98.118	-15,84	339.267	304.528	-10,24
Qatar	16.765	16.570	-1,16	34.945	51.588	47,63
Bahrain	24.057	7.670	-68,12	38.091	17.992	-52,77
Sudan	-	70	-	-	-0	-
Ethiopia	37.080	-	-	45.312	-	-
Botswana	590	-	-	1.409	-	-
Togo	120	-	-	121	-	-
Guinea	325	1.015	212,31	1.600	575	-64,06
Nigeria	-	376	-	-	814	-
Senegal	120	-	-	1.215	-	-
Gambia	-	90	-	-	387	-
Uganda	16.136	-	-	25.730	-	-
Djibouti	65.632	166.410	153,55	79.789	314.199	293,79
South Africa	7.260	8.182	12,70	14.352	17.162	19,58
Mauritius	-	16	-	-	10	-
Australia	53.229	172.471	224,02	129.572	258.543	99,54
New Zealand	26.079	4.172	-84,00	69.205	9.449	-86,35
East Timor	36.745	51.711	40,73	44.450	80.867	81,93
United States	2.125	34.318	1.514,93	14.381	56.018	289,54
Canada	2.111	1.388	-34,26	25.819	4.699	-81,80
Trinidad and Tobago	-	3.536	-	-	6.312	-
Jamaica	7.507	-	-	13.990	-	-
Saint Lucia	15.610	-	-	27.048	-	-
Montserrat	4.098	-	-	9.033	-	-
United Kingdom	93.838	99.818	6,37	293.053	262.058	-10,58
Netherlands	88.399	73.001	-17,42	210.850	247.297	17,29
France	4	1.840	48.956,00	37	11.246	30.163,94
Belgium	1.654	78	-95,28	4.104	1.148	-72,03
Switzerland	-	1.775	-	-	3.540	-
Denmark	74.617	137.122	83,77	224.618	409.202	82,18
Sweden	32.915	-	-	62.008	-	-
Ireland	-	20.483	-	-	37.373	-
Italy	438	1.668	280,82	2.996	5.675	89,42
Spain	2.032	1.070	-47,34	17.088	5.440	-68,16
Malta	1.060	-	-	1.955	-	-
<b>Keperluan Rumah Tangga dari Logam</b>	<b>155.292</b>	<b>217.686</b>	<b>40,18</b>	<b>1.406.090</b>	<b>1.679.250</b>	<b>19,43</b>
Japan	4.184	4.432	5,94	33.371	39.649	18,82
Hong Kong	4	193	4.275,64	135	2.572	1.805,26
Korea, Republic of	219	-	-	9.200	-	-
Taiwan	438	19	-95,68	3.817	311	-91,85
China	43	3.963	9.073,45	3.181	23.895	651,09
Papua New Guinea	1.017	720	-29,27	5.015	6.261	24,85
Thailand	180	68	-61,96	3.762	3.301	-12,24

Lanjutan Tabel 3.6

Komoditas/Negara Tujuan	Berat Bersih (kg)		Perub %	Nilai FOB (US\$)		Perub %
	Jan-Jul 2023	Jan-Jul 2024		Jan-Jul 2023	Jan-Jul 2024	
	(1)	(2)	(3)	(4)	(5)	(6)
Singapore	19.864	1.077	-94,58	43.449	19.085	-56,08
Philippines	584	241	-58,65	19.548	5.866	-69,99
Malaysia	90	1.403	1.467,15	422	22.250	5.171,86
Brunei Darussalam	87	100	15,19	561	31.724	5.559,95
Viet Nam	40.869	47.219	15,54	609.414	692.856	13,69
Maldives	31	317	909,98	799	5.753	620,39
India	257	481	87,52	10.147	212	-97,91
Bangladesh	2.070	718	-65,31	60.155	23.086	-61,62
Saudi Arabia	1.938	138	-92,88	57.810	2.158	-96,27
United Arab Emirates	15	155	945,88	169	1.737	929,14
Mauritius	-	169	-	-	1.100	-
Australia	25.532	26.964	5,61	342.373	300.653	-12,19
New Zealand	15.364	3.588	-76,64	25.441	38.032	49,49
Kiribati	-	124	-	-	328	-
East Timor	23.652	111.161	369,98	37.144	257.142	592,29
United States	3.444	8.363	142,82	72.767	120.910	66,16
Anguilla	10	-	-	28	-	-
Guadeloupe	10	-	-	95	-	-
United Kingdom	983	2.050	108,67	9.455	51.677	446,56
Netherlands	7.402	607	-91,80	2.425	517	-78,68
France	545	21	-96,15	12.927	657	-94,92
Germany, Fed. Rep. of	5.731	971	-83,06	32.979	1.187	-96,40
Belgium	49	-	-	2.430	-	-
Switzerland	44	-	-	63	-	-
Denmark	-	158	-	-	1.568	-
Sweden	637	2.213	247,37	7.008	19.616	179,91
Ireland	-	1	-	-	3.851	-
Spain	-	50	-	-	1.183	-
Lithuania	-	2	-	-	89	-
Russia Federation	-	-0	-	-	22	-
<b>Alat Potong dan Perkakas Tangan untuk Pertanian</b>	<b>30.598</b>	<b>49.147</b>	<b>60,62</b>	<b>179.488</b>	<b>286.000</b>	<b>59,34</b>
Hong Kong	-	5	-	-	159	-
Korea, Republic of	450	24	-94,67	700	1.320	88,57
Taiwan	-	4	-	-	54	-
China	78	103	32,73	1.565	196	-87,46
Papua New Guinea	6	2	-71,50	17	38	127,98
Thailand	5	30	549,05	926	926	-0,08
Singapore	154	243	58,18	3.441	5.447	58,31
Philippines	1	-	-	15	-	-
Malaysia	298	7.544	2.429,74	282	30.867	10.851,81
Brunei Darussalam	46	-	-	374	-	-
Maldives	123	3	-97,56	931	267	-71,27
India	1	1	7,40	3	48	1.337,31
Sri Lanka	-	13	-	-	97	-
Saudi Arabia	10	-0	-99,99	65	-0	-100,00
Gabon	21.760	24.115	10,82	162.223	202.292	24,70
Mali	8	-	-	73	-	-
Fiji	5	-	-	25	-	-
East Timor	7.469	16.167	116,46	5.663	20.550	262,90
United States	10	52	447,74	674	14.926	2.115,26
Canada	-0	-	-	1	-	-
Honduras	167	-	-	2.118	-	-
Colombia	-	837	-	-	8.500	-
Netherlands	6	-	-	33	-	-
France	2	2	23,15	361	183	-49,47
Norway	-	1	-	-	130	-
<b>Generator Uap, Bukan Ketel Pemanas</b>	<b>10</b>	<b>90</b>	<b>795,23</b>	<b>465</b>	<b>1.818</b>	<b>291,15</b>
Thailand	10	-	-	465	-	-
Singapore	-	-0	-	-	2	-
New Zealand	-	86	-	-	479	-
United States	-	3	-	-	1.337	-
<b>Peralatan Komunikasi</b>	<b>13.946.756</b>	<b>12.668.727</b>	<b>-9,16</b>	<b>1.591.620.151</b>	<b>1.215.606.645</b>	<b>-23,62</b>
Japan	899.564	577.457	-35,81	47.491.220	24.540.801	-48,33
Hong Kong	244.102	227.485	-6,81	35.921.831	29.771.635	-17,12
Korea, Republic of	238.089	248.544	4,39	35.323.293	34.919.522	-1,14
Taiwan	5.521	3.305	-40,14	3.047.175	1.749.757	-42,58
China	125.799	114.452	-9,02	16.728.364	13.857.883	-17,16
Papua New Guinea	1.971	8.032	307,61	249.125	1.146.259	360,11
Thailand	11.001	11.296	2,68	8.413.463	5.296.682	-37,05
Singapore	920.893	351.248	-61,86	133.690.569	69.866.508	-47,74
Philippines	59.785	62.522	4,58	35.226.719	40.291.145	14,38
Malaysia	215.218	165.069	-23,30	97.397.608	85.036.261	-12,69
Myanmar	29	1.910	6.550,42	14.006	837.690	5.880,77
Cambodia	4.022	4.062	1,02	341.402	97.363	-71,48
Brunei Darussalam	31	7	-78,25	5.145	1.840	-64,24
Viet Nam	21.045	58.171	176,41	3.839.237	3.281.622	-14,52
Maldives	18	39	115,91	868	639	-26,37

Lanjutan Tabel 3.6

Komoditas/Negara Tujuan	Berat Bersih (kg)		Perub %	Nilai FOB (US\$)		Perub %
	Jan-Jul 2023	Jan-Jul 2024		Jan-Jul 2023	Jan-Jul 2024	
	(1)	(2)	(3)	(4)	(5)	(6)
India	252.053	412.032	63,47	4.786.615	6.497.528	35,74
Pakistan	-	5	-	-	334	-
Bangladesh	142	12.884	8.974,93	357.990	62.679	-82,49
Sri Lanka	10	9.841	94.248,42	426	30.850	7.135,40
Iraq	25	-	-	12.235	-	-
Saudi Arabia	1.036	17	-98,33	30.669	772	-97,48
Israel	34	33	-3,88	7.695	11.767	52,92
Yemen	-	10	-	-	75	-
Oman	2	3	101,88	7	48	637,42
Turkey	12.279	136.302	1.010,03	3.704.922	5.260.835	42,00
United Arab Emirates	140.571	323.034	129,80	20.283.442	46.760.392	130,53
Qatar	5	242	4.831,43	3.576	117.822	3.194,44
Cyprus	8.289	-	-	619.159	-	-
Egypt	408.523	522.690	27,95	19.819.099	14.747.246	-25,59
Morocco	-	2	-	-	23	-
Tunisia	75.689	63.004	-16,76	24.932.608	20.359.086	-18,34
Algeria	1	11.790	1.175.384,85	408.202	443.094	8,55
Sudan	-0	-	-	272.208	-	-
Ethiopia	5	5.201	104.796,61	83.643	168.267	101,17
Kenya	-	231	-	-	38.835	-
Equatorial Guinea	-	1	-	-	-0	-
Togo	56	252	350,22	652	546	-16,31
Ghana	2	-	-	64	-	-
Guinea	16	-	-	200	-	-
Cameroon	12	-	-	25	-	-
Nigeria	2	26.348	1.121.565,26	648.865	734.895	13,26
Cote D'Ivoire	120	-	-	36.469	-	-
Senegal	-	8	-	-	757	-
Gambia	-	2	-	-	13	-
Central African Republic	235	-	-	21.690	-	-
South Africa	249	34.090	13.609,32	1.215.776	518.360	-57,36
Comoros	-	316	-	-	1.751	-
Australia	356.396	266.171	-25,32	44.980.524	28.480.959	-36,68
New Zealand	39.854	29.756	-25,34	2.825.924	2.155.546	-23,72
New Caledonia	10	-	-	300	-	-
Fiji	-0	-	-	15	-	-
Kiribati	-	77	-	-	1.710	-
Marshall Islands	-	310	-	-	2.892	-
Samoa	-	20.000	-	-	2.629.946	-
East Timor	68.906	73.474	6,63	4.476.450	2.267.369	-49,35
United States	6.021.939	5.461.747	-9,30	701.832.593	553.084.519	-21,19
Canada	670.747	84.501	-87,40	86.460.541	7.562.826	-91,25
Mexico	429.302	1.032.858	140,59	24.018.063	49.025.127	104,12
Guatemala	2.637	11.620	340,72	170.271	946.992	456,17
Honduras	-	10.280	-	-	534.949	-
Nicaragua	20	13.901	68.073,32	112	752.574	673.344,41
Panama	206.464	30.055	-85,44	21.712.583	2.201.401	-89,86
Suriname	-	12.306	-	-	57.316	-
Chile	199	19.866	9.875,33	78.121	688.994	781,96
Argentina	40.926	25.297	-38,19	4.060.481	406.177	-90,00
Brazil	161.396	136.580	-15,38	6.669.821	3.700.898	-44,51
Colombia	7.762	31	-99,60	385.305	3.964	-98,97
Bolivia	-	2	-	-	12	-
Paraguay	-	8.605	-	-	707.576	-
Ecuador	-0	18.261	18.445.601,01	171.971	698.993	306,46
Peru	-	24	-	-	784	-
Jamaica	-	10.055	-	-	865.999	-
Puerto Rico	4.843	3.349	-30,84	824.697	476.632	-42,21
Dominican Republic	11	-	-	46	-	-
El Salvador	16.185	5.775	-64,32	1.063.211	302.931	-71,51
Costa Rica	42	109	159,52	156	393	150,84
Barbados	2	-	-	8	-	-
Aruba	5	-	-	25	-	-
Bermuda	8	-	-	17	-	-
Netherlands Antilles	7	-	-	43	-	-
United Kingdom	410.898	563.373	37,11	39.652.224	50.501.842	27,36
Netherlands	354.386	299.007	-15,63	32.117.110	31.747.364	-1,15
France	227.726	83.456	-63,35	18.307.885	7.707.435	-57,90
Germany, Fed. Rep. of	26.487	31.779	19,98	2.536.155	4.312.864	70,06
Austria	4.622	742	-83,95	217.197	18.642	-91,42
Belgium	124.452	98.065	-21,20	9.922.580	8.359.538	-15,75
Switzerland	25.655	104.174	306,05	2.206.702	11.004.599	398,69
Luxembourg	1.206	-	-	346.854	-	-
Denmark	9	43.190	490.692,61	1.377	3.345.462	242.803,53
Norway	16.781	6.636	-60,46	1.090.102	456.090	-58,16
Sweden	25.589	10.253	-59,93	1.334.118	997.840	-25,21
Finland	-	23.188	-	-	2.179.373	-
Ireland	35.110	23.111	-34,18	3.244.873	1.973.513	-39,18
Italy	17.093	30.134	76,29	1.495.868	2.675.914	78,89
Spain	12.511	5.610	-55,16	2.806.662	714.294	-74,55
Portugal	5.399	60	-98,89	1.488.504	351.226	-76,40

Lanjutan Tabel 3.6

Komoditas/Negara Tujuan	Berat Bersih (kg)		Perub %	Nilai FOB (US\$)		Perub %
	Jan-Jul 2023	Jan-Jul 2024		Jan-Jul 2023	Jan-Jul 2024	
	(1)	(2)	(3)	(4)	(5)	(6)
Greece	3	-	-	1.465	-	-
Hungary	58.149	10.447	-82,03	4.203.771	595.382	-85,84
Poland	827.432	637.582	-22,94	71.644.775	23.894.483	-66,65
Romania	41	769	1.774,80	1.067	134.347	12.491,21
Bulgaria	697	-	-	233.214	-	-
Kazakhstan	299	19.836	6.544,57	17.695	39.856	125,24
Uzbekistan	-	2	-	-	304	-
Slovakia	25.444	-	-	1.724.792	-	-
Slovenia	19	1.475	7.761,99	7.806	107.228	1.273,58
Czech Republic	52.755	-	-	2.045.039	-	-
Russia Federation	19.889	8.892	-55,29	304.779	479.991	57,49
<b>Semi Konduktor dan Komponen Elektronik</b>	<b>35.682.264</b>	<b>94.525.507</b>	<b>164,91</b>	<b>1.284.702.031</b>	<b>1.464.247.151</b>	<b>13,98</b>
<b>Lainnya</b>						
Japan	510.522	505.787	-0,93	54.084.551	42.672.627	-21,10
Hong Kong	387.162	480.225	24,04	43.238.311	72.181.094	66,94
Korea, Republic of	719.868	794.119	10,31	26.535.999	27.137.088	2,27
Taiwan	285.890	85.690	-70,03	42.854.271	45.678.593	6,59
China	943.660	637.181	-32,48	56.800.945	47.290.565	-16,74
Mongolia	-	-0	-	-	37	-
Papua New Guinea	14	126	778,08	817	4.335	430,34
Thailand	632.373	552.599	-12,62	16.890.009	13.536.592	-19,85
Singapore	4.268.294	4.011.347	-6,02	431.615.337	373.453.470	-13,48
Philippines	99.851	71.812	-28,08	8.403.545	5.598.111	-33,38
Malaysia	506.216	192.047	-62,06	20.004.310	3.941.956	-80,29
Myanmar	1.336	-	-	1.633	-	-
Cambodia	1	35.659	7.019.484,25	185	180.308	97.480,04
Brunei Darussalam	-	111	-	-	235	-
Nepal	1	32	3.100,00	18.560	448	-97,59
Viet Nam	265.878	367.218	38,12	9.906.427	8.981.512	-9,34
Maldives	15	28	89,66	2.400	2.400	-0
India	310.682	559.964	80,24	27.913.582	26.867.050	-3,75
Pakistan	1	824	82.323,00	409	6.036	1.377,09
Bangladesh	18.413	15.558	-15,50	636.862	1.077.588	69,20
Sri Lanka	151	287	90,78	12.656	3.924	-69,00
Indonesia	-	57	-	-	84.048	-
Saudi Arabia	19	8.280	43.112,47	3.007	111.442	3.606,44
Lebanon	-	4	-	-	78	-
Oman	321	-	-	265.038	-	-
Turkey	1.073.912	1.887.703	75,78	15.786.136	40.793.799	158,42
United Arab Emirates	2.732	1.328	-51,40	93.375	69.943	-25,09
Qatar	1	1	-16,67	180	102	-43,25
Egypt	272.085	198.410	-27,08	20.737.154	14.568.904	-29,74
Morocco	13.812	1	-99,99	1.239.291	2.556	-99,79
Tunisia	15	166	984,66	260.335	42.887	-83,53
Algeria	173.250	331.479	91,33	2.909.968	5.725.700	96,76
Sudan	20.600	-	-	300.435	-	-
Lesotho	-	1	-	-	75	-
Ethiopia	-0	22.118	184.312.541,67	155.093	740.807	377,65
Togo	-	1	-	-	16	-
Ghana	12	-	-	672	-	-
Guinea	921	719	-21,98	96.200	84.000	-12,68
Congo	26	-	-	452	-	-
Nigeria	119.033	253.648	113,09	2.031.177	4.254.292	109,45
Cote D'Ivoire	3.979	7.567	90,16	557.165	392.115	-29,62
Senegal	-	7	-	-	12	-
Central African Republic	69	-	-	827	-	-
South Africa	327.216	246.471	-24,68	6.264.629	4.943.310	-21,09
Zambia	4.218	4.096	-2,89	1.072.000	921.000	-14,09
Mauritius	-	105	-	-	3.028	-
Australia	2.619	2.704	3,25	109.948	178.869	62,69
New Zealand	-	5	-	-	4.620	-
East Timor	15.132	16.641	9,98	45.267	260.540	475,56
United States	17.568.171	74.695.528	325,18	166.531.451	389.312.067	133,78
Canada	306	13.196	4.214,81	51.411	2.488.803	4.740,98
Mexico	348.169	929.680	167,02	72.492.186	75.088.638	3,58
Panama	42	47	13,39	3.352	3.294	-1,74
Chile	9	118	1.293,34	418	2.394	473,17
Argentina	809.397	366.334	-54,74	15.557.466	7.269.413	-53,27
Brazil	4.201.645	4.825.057	14,84	104.542.384	116.552.568	11,49
Colombia	21	46	118,75	307	1.237	302,54
Ecuador	5.998	173.249	2.788,42	1.639.642	7.384.398	350,37
Peru	39	86	122,54	2.759	6.167	123,51
Puerto Rico	11	2	-76,92	11.573	2.384	-79,40
Dominican Republic	245	7	-97,06	10.827	390	-96,39
Haiti	38	2	-95,54	1.511	65	-95,68
Greenland	6	-	-	306	-	-
United Kingdom	10.498	8.418	-19,81	380.465	684.023	79,79
Netherlands	39.265	46.977	19,64	5.177.731	7.968.017	53,89
France	12.287	17.674	43,84	4.307.902	2.105.917	-51,12
Germany, Fed. Rep. of	1.248.112	1.293.737	3,66	97.327.779	80.340.174	-17,45

Lanjutan Tabel 3.6

Komoditas/Negara Tujuan	Berat Bersih (kg)		Perub %	Nilai FOB (US\$)		Perub %
	Jan-Jul 2023	Jan-Jul 2024		Jan-Jul 2023	Jan-Jul 2024	
(1)	(2)	(3)	(4)	(5)	(6)	(7)
Austria	126	849	576,10	28.113	94.072	234,62
Belgium	368	70	-80,90	10.005	2.733	-72,68
Switzerland	387	690	78,38	102.553	148.179	44,49
Denmark	15	184	1.124,52	1.412	3.527	149,79
Norway	1	-0	-99,80	19	-0	-99,99
Sweden	10	282	2.721,85	17.440	44.684	156,22
Finland	13	-	-	16	-	-
Ireland	10.207	5.025	-50,76	1.067.524	671.404	-37,11
Italy	1.173	1.017	-13,28	28.336	48.546	71,32
Spain	1.345	14	-98,97	143.376	639	-99,55
Portugal	92	60	-34,48	2.176	1.635	-24,83
Hungary	1.530	3.373	120,39	133.136	216.027	62,26
Poland	326.386	743.501	127,80	16.698.493	24.870.935	48,94
Romania	12	781	6.318,78	13.571	46.146	240,04
Bulgaria	17	16	-6,25	381	2.198	477,64
Kazakhstan	2.992	13.930	365,57	126.700	667.012	426,45
Uzbekistan	-	-0	-	-	550	-
Lithuania	4.507	2.791	-38,08	343.165	219.594	-36,01
Latvia	1.964	-	-	345.771	-	-
Estonia	14	-	-	705	-	-
Malta	24.865	40.035	61,01	3.115.548	4.043.815	29,79
Slovakia	1.191	1.559	30,91	29.539	34.067	15,33
Slovenia	10.131	2.200	-78,28	854.436	215.108	-74,82
Czech Republic	70.303	46.835	-33,38	2.749.571	1.881.613	-31,57
Russia Federation	58	7	-88,46	1.419	28.603	1.915,85
<b>Komputer dan Perlengkapan Komputer</b>	<b>35.063.328</b>	<b>29.857.516</b>	<b>-14,85</b>	<b>1.049.651.323</b>	<b>866.481.973</b>	<b>-17,45</b>
Japan	3.956.904	4.211.571	6,44	96.699.314	99.765.656	3,17
Hong Kong	115.513	116.445	0,81	4.246.520	11.031.778	159,78
Korea, Dem. People'S Rep.	-	101	-	-	5.878	-
Korea, Republic of	282.671	301.541	6,68	9.492.165	9.845.122	3,72
Taiwan	479.806	333.669	-30,46	11.430.560	8.284.784	-27,52
China	4.325.053	2.239.694	-48,22	92.242.319	50.417.976	-45,34
Papua New Guinea	463	215	-53,45	49.784	22.125	-55,56
Thailand	290.832	195.962	-32,62	6.863.198	6.500.040	-5,29
Singapore	4.905.448	3.982.889	-18,81	300.336.181	219.267.729	-26,99
Philippines	373.973	240.932	-35,58	8.211.182	5.425.118	-33,93
Malaysia	1.021.561	463.373	-54,64	8.575.773	3.946.345	-53,98
Myanmar	52	-	-	22.090	-	-
Cambodia	4.723	5	-99,89	161.009	47	-99,97
Brunei Darussalam	135	24	-82,47	29.961	6.278	-79,05
Viet Nam	19.360	47.763	146,71	719.795	1.627.404	126,09
Maldives	-	159	-	-	6.068	-
India	1.452.710	1.176.936	-18,98	29.158.300	27.393.118	-6,05
Pakistan	1	64	6.300,20	35	9.369	26.669,97
Bangladesh	5.180	-	-	24.718	-	-
Sri Lanka	34	10	-71,66	10.240	459	-95,51
Iraq	12	-	-	3.062	-	-
Iran (Islamic Republic of)	-	2.332	-	-	32.700	-
Saudi Arabia	41	-0	-99,85	1.373	6	-99,55
Israel	-	31	-	-	637	-
Kuwait	-	130	-	-	62.422	-
Yemen	-	209	-	-	8.020	-
Turkey	62	-	-	1.275	-	-
United Arab Emirates	833.922	627.825	-24,71	21.222.443	18.653.041	-12,11
Cyprus	2	-	-	11.685	-	-
Libyan Arab Jamahiriya	-	2	-	-	41	-
Morocco	3.024	-	-	110.383	-	-
Ethiopia	7	-	-	1.143	-	-
Kenya	-	16	-	-	432	-
Togo	15	88	503,70	510	31	-93,92
Liberia	-	29	-	-	7.326	-
Angola	-	12.822	-	-	80.000	-
Congo	5	-	-	131	-	-
Cote D'Ivoire	6	-	-	7.849	-	-
Mauritania	12	-	-	683	-	-
South Africa	158.520	68.562	-56,75	4.426.325	2.089.441	-52,80
Mauritius	4	-	-	4.000	-	-
Australia	750.243	661.466	-11,83	14.913.805	13.591.405	-8,87
New Zealand	5.179	46	-99,11	107.264	200	-99,81
East Timor	132.006	220.352	66,93	1.542.821	2.369.620	53,59
United States	6.314.620	7.158.438	13,36	177.951.613	188.848.820	6,12
Canada	333	426	27,77	73.909	259.091	250,55
Mexico	130.551	121.341	-7,05	3.217.797	3.064.372	-4,77
Chile	98.786	84.128	-14,84	2.480.497	2.209.706	-10,92
Brazil	335.928	599.187	78,37	7.619.570	15.311.541	100,95
Colombia	45.228	43.186	-4,52	1.086.892	1.210.516	11,37
Uruguay	58.979	77.403	31,24	1.322.947	1.765.799	33,47
Paraguay	25.317	-	-	65.000	-	-
Peru	46.256	116.580	152,03	1.029.684	2.648.301	157,20
Dominican Republic	79	19	-76,23	9.700	1.950	-79,90

Lanjutan Tabel 3.6

Komoditas/Negara Tujuan	Berat Bersih (kg)		Perub %	Nilai FOB (US\$)		Perub %
	Jan-Jul 2023	Jan-Jul 2024		Jan-Jul 2023	Jan-Jul 2024	
	(1)	(2)	(3)	(4)	(5)	(6)
Costa Rica	252.515	104.152	-58,75	5.786.587	2.730.821	-52,81
United Kingdom	787.505	1.104.263	40,22	16.522.327	25.379.389	53,61
Netherlands	25.933	32.870	26,75	1.137.397	1.680.651	47,76
France	23.672	2.534	-89,29	532.370	383.475	-27,97
Germany, Fed. Rep. of	7.329.688	5.466.069	-25,43	184.392.380	132.395.048	-28,20
Austria	1.058	1.140	7,84	43.923	42.155	-4,03
Belgium	31	61	94,91	5.044	10.956	117,20
Switzerland	-	17	-	-	5.788	-
Denmark	3.094	1.542	-50,16	259.416	99.251	-61,74
Norway	31	149	384,13	637	13.335	1.992,14
Sweden	2	35	1.651,00	5	4.836	107.118,76
Finland	-	76	-	-	4.278	-
Ireland	50.965	16.209	-68,20	27.722.094	7.790.977	-71,90
Italy	73	42	-42,02	702	9.455	1.246,33
Spain	772	596	-22,70	16.572	42.113	154,11
Portugal	62	62	-0	1.275	1.275	0,03
Hungary	542	1	-99,82	9.667	42	-99,56
Poland	68	204	198,53	32.034	27.956	-12,73
Bulgaria	387.141	-	-	7.441.386	-	-
Kazakhstan	31	31	-0	637	637	-0
Lithuania	24.439	21.467	-12,16	79.998	68.972	-13,78
Latvia	2.086	-	-	177.409	-	-
Estonia	7	-	-	2.683	-	-
Czech Republic	62	16	-73,35	1.275	15.402	1.108,22
Russia Federation	-	9	-	-	4.447	-
<b>Televisi dan Perlengkapan Televisi</b>	<b>32.443.491</b>	<b>36.070.187</b>	<b>11,18</b>	<b>774.311.751</b>	<b>815.125.435</b>	<b>5,27</b>
Japan	918.827	889.936	-3,14	27.907.499	28.904.038	3,57
Hong Kong	592.867	583.932	-1,51	17.176.300	16.780.931	-2,30
Korea, Republic of	8.322.767	8.970.253	7,78	226.949.134	233.154.296	2,73
Taiwan	162.976	694.548	326,17	6.131.550	17.340.850	182,81
China	62.668	268.988	329,23	4.480.610	9.027.202	101,47
Mongolia	41.125	69.482	68,96	638.425	1.278.230	100,22
Papua New Guinea	17.722	14.933	-15,74	413.573	283.258	-31,51
Thailand	3.125.043	1.981.983	-36,58	58.774.954	39.918.840	-32,08
Singapore	562.789	708.019	25,81	18.108.127	17.685.398	-2,33
Philippines	1.503.544	1.407.756	-6,37	25.806.816	26.361.267	2,15
Malaysia	1.718.110	1.523.376	-11,33	32.912.623	30.844.667	-6,28
Myanmar	5.809	21.179	264,60	94.168	401.281	326,13
Cambodia	95.120	81.983	-13,81	1.608.000	1.423.580	-11,47
Brunei Darussalam	21.377	27.192	27,20	400.829	471.622	17,66
Nepal	4.858	-	-	74.092	-	-
Viet Nam	2.576.265	3.434.736	33,32	46.689.683	62.363.347	33,57
Maldives	369	1.428	287,41	7.559	30.236	300,02
India	1.615.336	1.463.957	-9,37	12.424.254	10.718.960	-13,73
Pakistan	-	73	-	-	1.883	-
Bangladesh	2.847	8.916	213,20	393.079	43.927	-88,82
Sri Lanka	25.324	164.582	549,91	406.917	2.881.919	608,23
Iraq	78	67.273	86.523,40	324	2.599.746	802.290,82
Iran (Islamic Republic of)	-	59.585	-	-	22.800	-
Saudi Arabia	391.650	725.614	85,27	8.136.651	15.924.955	95,72
Israel	68.668	308.951	349,92	5.017.614	8.860.874	76,60
Jordan	4.858	5.760	18,58	138.536	154.194	11,30
Lebanon	4.642	8.819	89,99	130.607	174.434	33,56
Yemen	5.928	-	-	138.775	-	-
Oman	17.305	31.424	81,59	452.107	702.495	55,38
Turkey	370.202	200.625	-45,81	8.275.103	6.028.223	-27,15
United Arab Emirates	1.391.570	2.309.504	65,96	31.741.903	46.628.387	46,90
Qatar	271.381	256.483	-5,49	4.760.753	4.485.902	-5,77
Bahrain	27.162	11.347	-58,23	678.055	259.071	-61,79
Egypt	365.581	472.649	29,29	5.098.561	5.396.507	5,84
Libyan Arab Jamahiriya	322	-	-	9.249	-	-
Morocco	41.111	103.643	152,10	963.714	2.545.936	164,18
Tunisia	2	-	-	504	-	-
Algeria	84.466	10.213	-87,91	1.599.765	389.765	-75,64
Sudan	23.983	-	-	392.662	-	-
Ethiopia	-0	1.510	465.817,90	123.799	50.428	-59,27
Tanzania, United Rep. of	45.359	7.873	-82,64	1.026.532	175.930	-82,86
Kenya	4.335	13.595	213,63	145.462	235.131	61,64
Mozambique	18.432	-	-	779.996	-	-
Equatorial Guinea	1.707	-	-	31.292	-	-
Togo	4.844	8.383	73,06	87.084	167.165	91,96
Ghana	9.525	18.450	93,70	202.051	416.561	106,17
Liberia	4.520	4.496	-0,52	66.313	57.918	-12,66
Guinea	4.605	9.203	99,88	86.254	159.136	84,50
Angola	14.371	12.962	-9,80	298.703	217.585	-27,16
Congo	8.485	11.039	30,11	169.928	216.312	27,30
Cameroon	22.986	18.022	-21,60	378.252	321.741	-14,94
Nigeria	48.320	9.967	-79,37	1.186.429	313.056	-73,61
Sierra Leone	4.388	1.441	-67,16	71.854	26.617	-62,96
Gabon	15.753	13.102	-16,83	242.922	209.410	-13,80

Lanjutan Tabel 3.6

Komoditas/Negara Tujuan	Berat Bersih (kg)		Perub %	Nilai FOB (US\$)		Perub %
	Jan-Jul 2023	Jan-Jul 2024		Jan-Jul 2023	Jan-Jul 2024	
	(1)	(2)	(3)	(4)	(5)	(6)
Cote D'Ivoire	4.791	4.131	-13,78	76.920	96.903	25,98
Senegal	9.485	25.912	173,20	146.398	534.518	265,11
Mauritania	3	-	-	310	-	-
Benin	13.731	4.660	-66,06	258.995	89.457	-65,46
Gambia	-	4.551	-	-	82.046	-
South Africa	194.860	31.178	-84,00	4.037.497	472.275	-88,30
Mauritius	8.185	10.883	32,96	145.999	209.285	43,35
Democratic Rep. of the Congo	40.648	48.975	20,49	698.028	840.513	20,41
Australia	2.855.540	3.689.348	29,20	70.311.267	92.329.806	31,32
New Zealand	525.025	641.847	22,25	19.045.802	24.882.257	30,64
Fiji	10.883	12.631	16,07	235.469	207.763	-11,77
East Timor	90.639	94.534	4,30	698.436	422.758	-39,47
United States	285.965	300.324	5,02	37.057.043	29.292.615	-20,95
Canada	17.546	6.206	-64,63	918.821	693.450	-24,53
Mexico	864.150	1.555.742	80,03	8.385.473	11.952.542	42,54
Guatemala	14.674	-	-	415.217	-	-
Nicaragua	-	2	-	-	6	-
Panama	18.018	14.897	-17,32	582.215	600.984	3,22
Chile	8	3	-61,89	9	13	45,83
Argentina	177.531	20.827	-88,27	4.041.369	879.352	-78,24
Brazil	454.889	404.955	-10,98	6.058.339	2.709.353	-55,28
Bolivia	2	1	-53,30	3	3	6,48
Uruguay	21.702	-	-	630.674	-	-
Ecuador	3.227	11.777	264,99	134.336	506.540	277,07
Peru	4	8	131,06	5	26	383,58
Trinidad and Tobago	-	2	-	-	5	-
Puerto Rico	-	498	-	-	13	-
Dominican Republic	2.148	527	-75,46	864.466	150.442	-82,60
El Salvador	4	-	-	23	-	-
Costa Rica	-	4	-	-	22	-
Barbados	2	1	-35,84	6	12	103,58
Netherlands Antilles	-	23	-	-	563	-
Guadeloupe	-	9	-	-	22	-
United Kingdom	2.538	3.522	38,80	394.752	22.095	-94,40
Netherlands	5.324	28.001	425,90	22.861	1.644.139	7.091,89
France	40.066	34.477	-13,95	2.252.737	919.516	-59,18
Germany, Fed. Rep. of	4.381	23.135	428,06	63.414	353.868	458,03
Belgium	13.029	5.936	-54,44	1.811.787	839.921	-53,64
Switzerland	10	-	-	855	-	-
Luxembourg	21.191	26.715	26,07	774.338	1.089.045	40,64
Denmark	-	260	-	-	10	-
Sweden	94.978	46.509	-51,03	6.549.148	3.826.555	-41,57
Ireland	59	28	-52,54	24.506	7.070	-71,15
Italy	4.198	8.529	103,15	31.248	62.750	100,81
Spain	82.397	32.099	-61,04	5.693.500	2.001.012	-64,85
Portugal	1.888	1.800	-4,67	15.882	10.636	-33,03
Greece	958	1.227	28,10	8.203	13.102	59,72
Hungary	762	1.066	39,76	32.867	28.536	-13,18
Poland	485.087	721.573	48,75	16.136.709	12.861.651	-20,30
Romania	25.902	45.265	74,75	807.372	1.419.628	75,83
Bulgaria	70.509	27.687	-60,73	3.141.212	1.787.152	-43,11
Azerbaijan	9.546	-	-	159.515	-	-
Belarus	-	59.929	-	-	1.685.826	-
Kazakhstan	1.226.912	1.034.241	-15,70	23.306.122	20.683.972	-11,25
Latvia	-	260	-	-	2.402	-
Georgia	6.144	28.152	358,20	111.570	526.464	371,87
Croatia	32.979	16.857	-48,89	2.088.288	1.034.168	-50,48
Slovakia	24.505	-	-	888.252	-	-
Slovenia	13.449	12.494	-7,10	970.051	423.551	-56,34
Czech Republic	1.532	20	-98,69	8.729	1.500	-82,82
Rep. of Macedonia	9.194	6.758	-26,49	444.743	270.617	-39,15
Russia Federation	15	11	-29,65	25	693	2.633,70
<b>Alat Ukur dan Alat Uji</b>	<b>6.893.081</b>	<b>6.866.835</b>	<b>-0,38</b>	<b>294.819.471</b>	<b>307.844.960</b>	<b>4,42</b>
Japan	273.306	342.095	25,17	12.766.023	19.704.602	54,35
Hong Kong	26.185	54.062	106,46	2.659.667	3.910.889	47,04
Korea, Republic of	132.894	206.447	55,35	8.274.511	9.079.596	9,73
Taiwan	643.518	820.465	27,50	11.790.682	11.764.658	-0,22
China	199.508	245.418	23,01	10.301.604	24.723.217	139,99
Mongolia	3	-	-	8.039	-	-
Macau	-	18.852	-	-	439.932	-
Papua New Guinea	1.456	2.062	41,65	177.378	94.796	-46,56
Thailand	481.732	489.837	1,68	22.773.373	20.012.060	-12,13
Singapore	1.124.098	939.586	-16,41	60.627.496	51.987.975	-14,25
Philippines	265.291	201.283	-24,13	14.258.562	7.539.392	-47,12
Malaysia	850.755	435.490	-48,81	15.522.834	15.702.477	1,16
Myanmar	113.521	212	-99,81	443.349	2.880	-99,35
Cambodia	4.642	246	-94,70	272.851	13.803	-94,94
Brunei Darussalam	2.328	3.295	41,58	327.652	541.217	65,18
Lao People'S Dem. Rep.	374	-	-	2.501	-	-
Nepal	2	-	-	500	-	-



Lanjutan Tabel 3.6

Komoditas/Negara Tujuan	Berat Bersih (kg)		Perub %	Nilai FOB (US\$)		Perub %
	Jan-Jul 2023	Jan-Jul 2024		Jan-Jul 2023	Jan-Jul 2024	
	(1)	(2)	(3)	(4)	(5)	(6)
Viet Nam	589.194	528.882	-10,24	16.148.930	12.294.564	-23,87
Maldives	97	426	337,84	1.057	17.659	1.570,83
India	241.814	281.044	16,22	10.157.326	11.116.327	9,44
Pakistan	2.268	2.462	8,57	158.540	120.283	-24,13
Bangladesh	442	319	-27,88	16.126	13.175	-18,30
Sri Lanka	127	308	142,25	1.106	52.543	4.651,62
Iraq	-	70	-	-	3.350	-
Iran (Islamic Republic of)	134	62	-53,77	924	300	-67,52
Saudi Arabia	1.843	12.469	576,61	298.133	226.300	-24,09
Israel	21	81	285,24	778	12.181	1.465,09
Kuwait	117	1.711	1.363,09	13.887	42.996	209,62
Jordan	-	1	-	-	358	-
Lebanon	-0	-	-	34	-	-
Palestina	-	602	-	-	65.347	-
Yemen	7	16	113,21	311	294	-5,29
Oman	452	322	-28,91	7.304	5.950	-18,54
Turkey	18.035	6.060	-66,40	204.353	55.728	-72,73
United Arab Emirates	3.619	9.125	152,15	214.531	763.295	255,80
Qatar	84	93	11,36	61.043	20.898	-65,77
Bahrain	9	1	-86,06	226	11	-94,93
Egypt	16.505	7.558	-54,21	474.392	156.675	-66,97
Libyan Arab Jamahiriya	109.661	27	-99,98	76.333	4.544	-94,05
Morocco	2.588	172	-93,35	120.581	14.530	-87,95
Tunisia	1	-	-	386	-	-
Algeria	103	4	-95,87	4.792	329	-93,13
Sudan	-	1	-	-	1	-
Eritrea	-	37	-	-	5.000	-
Ethiopia	2	-	-	112	-	-
Tanzania, United Rep. of	29.361	3	-99,99	1.200.499	64	-99,99
Madagascar	25	12	-50,28	300	142	-52,58
Somalia	75	-	-	1.050	-	-
Kenya	-	-0	-	-	-0	-
Mozambique	1.497	-	-	51.785	-	-
Togo	-	3	-	-	16	-
Ghana	3.627	39.991	1.002,59	214.581	1.969.143	817,67
Liberia	-	-0	-	-	330	-
Angola	581	157	-72,96	57.985	69.230	19,39
Congo	399	-	-	22.335	-	-
Cameroon	30	-	-	1.191	-	-
Nigeria	3.952	1.960	-50,40	171.755	109.317	-36,35
Cote D'Ivoire	611	818	33,84	34.267	7.858	-77,07
Senegal	1	94	13.418,62	161	482	198,78
Mali	395	-	-	17.818	-	-
Burkina Faso	6	1	-85,66	295	12	-95,89
Seychelles	-	1	-	-	29	-
Uganda	-	73	-	-	18.000	-
Niger	1.000	-	-	63.515	-	-
Chad	-	249	-	-	11.553	-
Djibouti	8.218	7.352	-10,54	321.650	210.003	-34,71
Swaziland	2	-	-	4	-	-
South Africa	4.897	10.495	114,32	475.662	331.980	-30,21
Zambia	1.810	-	-	45.836	-	-
Mauritius	448	-	-	308.950	-	-
Rwanda	-	2	-	-	36	-
Democratic Rep. of the Congo	3.900	-	-	3.941	-	-
Australia	415.787	756.032	81,83	20.070.615	31.191.841	55,41
New Zealand	1.721	40.025	2.225,74	123.792	2.980.094	2.307,33
New Caledonia	-	-0	-	-	78	-
Vanuatu	-	6	-	-	139	-
Fiji	10	-	-	370	-	-
Marshall Islands	665.496	769.910	15,69	4.119.100	4.275.833	3,81
Solomon Islands	1	-	-	214	-	-
East Timor	14.523	14.115	-2,80	370.692	169.577	-54,25
United States	258.094	232.462	-9,93	30.128.278	32.991.560	9,50
Canada	3.730	3.078	-17,47	472.057	404.373	-14,34
Mexico	2.842	2.434	-14,33	310.303	359.402	15,82
Guatemala	8	28	235,94	73	273	272,47
Nicaragua	29	69	133,05	703	1.012	43,96
Panama	4	62	1.579,81	142	1.479	943,19
Chile	16	152	840,52	898	17.986	1.902,30
Argentina	7.650	7.418	-3,03	535.347	212.092	-60,38
Brazil	12.893	39.454	206,00	1.285.376	2.538.775	97,51
Colombia	283	352	24,26	10.440	25.533	144,58
Bolivia	21	1	-95,21	106	45	-57,35
Ecuador	11	84	693,75	847	3.378	298,64
Peru	28	396	1.312,13	79.983	10.428	-86,96
Guyana	-	472	-	-	22.569	-
Trinidad and Tobago	-	5	-	-	49	-
Jamaica	-	17	-	-	160	-
Puerto Rico	-0	2	327,75	-0	2	350,00
Dominican Republic	2	15	595,96	137	176	28,58

Lanjutan Tabel 3.6

Komoditas/Negara Tujuan	Berat Bersih (kg)		Perub %	Nilai FOB (US\$)		Perub %
	Jan-Jul 2023	Jan-Jul 2024		Jan-Jul 2023	Jan-Jul 2024	
	(1)	(2)	(3)	(4)	(5)	(6)
El Salvador	11	-	-	267	-	-
Costa Rica	5	38	674,73	633	566	-10,55
Barbados	21	37	74,91	109	512	370,75
Aruba	7	-	-	111	-	-
Bermuda	20	17	-18,09	250	147	-41,22
Grenada	1	-	-	17	-	-
Martinique	58	-	-	278	-	-
Netherlands Antilles	5	1	-84,08	42	29	-29,90
Saint Lucia	-	-0	-	-	29	-
Turks and Caicos Islands	-	4	-	-	88	-
Guadeloupe	4	13	264,99	32	57	79,47
United Kingdom	62.534	78.511	25,55	2.243.720	944.720	-57,89
Netherlands	36.041	39.835	10,53	3.710.211	5.652.462	52,35
France	74.525	56.098	-24,73	5.921.262	4.789.746	-19,11
Germany, Fed. Rep. of	17.249	19.155	11,05	1.507.268	2.208.576	46,53
Austria	836	1.147	37,20	154.228	165.688	7,43
Belgium	9.324	1.246	-86,64	1.039.292	52.279	-94,97
Switzerland	258	72	-72,03	95.627	72.368	-24,32
Denmark	1.325	2.001	51,02	146.773	226.195	54,11
Norway	1.232	1.583	28,47	124.161	129.204	4,06
Sweden	537	1.612	199,96	56.112	78.533	39,96
Finland	507	196	-61,34	152.906	43.080	-71,83
Ireland	8.922	6.173	-30,80	8.421.763	4.326.709	-48,62
Italy	6.398	6.005	-6,14	641.116	636.002	-0,80
Spain	797	1.115	39,81	150.805	81.208	-46,15
Portugal	4.792	2	-99,96	271.776	43	-99,98
Iceland	-	267	-	-	44.620	-
Greece	4	55	1.285,00	224	985	340,17
Hungary	6.309	1.811	-71,30	298.677	57.822	-80,64
Poland	100.211	108.809	8,58	20.736.682	19.609.250	-5,44
Romania	1.433	232	-83,82	94.286	20.820	-77,92
Bulgaria	4	-	-	65	-	-
Azerbaijan	51	103	101,96	2.300	2.475	7,61
Kazakhstan	12	462	3.750,00	51.988	173.914	234,53
Ukraine	1.310	-	-	64.987	-	-
Uzbekistan	-	3	-	-	172	-
Latvia	-	576	-	-	76.165	-
Estonia	-	35	-	-	1.946	-
Malta	4.150	-	-	140.038	-	-
Slovakia	85	-	-	10.283	-	-
Slovenia	-	3	-	-	703	-
Czech Republic	273	-	-	36.385	-	-
Rep. of Macedonia	19	612	3.099,16	1.302	1.350	3,68
Russia Federation	3.094	2	-99,95	72.213	1.312	-98,18
<b>Peralatan Audio dan Video Elektronik Lainnya</b>	<b>13.410.136</b>	<b>15.028.424</b>	<b>12,07</b>	<b>293.199.579</b>	<b>264.394.616</b>	<b>-9,82</b>
Japan	691.759	819.244	18,43	11.468.035	13.865.315	20,90
Hong Kong	286.921	261.363	-8,91	7.837.094	6.200.259	-20,89
Korea, Republic of	300.369	420.388	39,96	6.326.534	8.108.486	28,17
Taiwan	58.963	61.881	4,95	1.035.971	713.293	-31,15
China	475.489	614.094	29,15	9.177.626	8.928.343	-2,72
Papua New Guinea	3.625	5.509	51,97	39.041	60.565	55,13
Thailand	264.796	203.192	-23,26	7.772.260	3.898.906	-49,84
Singapore	371.351	397.239	6,97	89.061.169	71.852.428	-19,32
Philippines	63.638	42.731	-32,85	708.030	379.560	-46,39
Malaysia	348.940	315.976	-9,45	6.409.062	5.268.613	-17,79
Myanmar	1	3	363,90	373	21	-94,34
Cambodia	1.058	2.624	147,94	13.033	14.761	13,26
Brunei Darussalam	10	-0	-98,08	344	6	-98,23
Nepal	22	1	-96,43	39	4	-88,76
Viet Nam	463.001	593.065	28,09	10.428.741	12.041.539	15,46
Maldives	315	1	-99,68	7.055	20	-99,72
India	909.684	865.527	-4,85	11.753.701	8.595.490	-26,87
Pakistan	57	1.549	2.616,96	3.175	299.566	9.334,86
Bangladesh	35.092	31.298	-10,81	303.299	283.850	-6,41
Sri Lanka	3.045	2.785	-8,55	22.203	22.225	0,10
Saudi Arabia	32.994	41.087	24,53	365.161	394.017	7,90
Israel	2.922	1.250	-57,20	27.853	16.860	-39,47
Kuwait	1	1.087	135.762,50	49	10.318	20.820,99
Oman	8.491	-	-	71.060	-	-
Turkey	491	26.093	5.211,98	516.709	719.092	39,17
United Arab Emirates	244.372	240.314	-1,66	3.028.698	3.656.392	20,72
Qatar	49	2	-96,87	2.676	62	-97,68
Bahrain	-	6	-	-	2.648	-
Cyprus	-	589	-	-	21.033	-
Egypt	455.611	464.275	1,90	6.193.576	6.372.393	2,89
Libyan Arab Jamahiriya	-	13	-	-	357	-
Morocco	-0	-	-	40	-	-
Algeria	37	2.471	6.508,38	82.593	90.025	9,00
Sudan	-0	-	-	17.939	-	-

Lanjutan Tabel 3.6

Komoditas/Negara Tujuan	Berat Bersih (kg)		Perub %	Nilai FOB (US\$)		Perub %
	Jan-Jul 2023	Jan-Jul 2024		Jan-Jul 2023	Jan-Jul 2024	
	(1)	(2)	(3)	(4)	(5)	(6)
Ethiopia	-0	361	1.719.633,33	6.859	12.079	76,09
Togo	-	6.050	-	-	5.096	-
Ghana	6	-	-	407	-	-
Angola	6	-	-	429	-	-
Congo	2	-	-	490	-	-
Cameroon	2.858	2.603	-8,93	22.626	20.283	-10,36
Nigeria	107.002	26.911	-74,85	1.001.129	251.795	-74,85
Burkina Faso	-	20.000	-	-	28.996	-
Central African Republic	163	-	-	13.325	-	-
South Africa	35.993	26.713	-25,78	601.025	247.752	-58,78
Mauritius	25	-	-	108	-	-
Australia	136.100	157.656	15,84	2.219.457	2.510.374	13,11
New Zealand	1.472	4.879	231,44	16.494	48.465	193,83
New Caledonia	10	-	-	502	-	-
Vanuatu	2	1	-50,00	180	5	-97,00
American Samoa	-	8.479	-	-	100.119	-
Fiji	2.709	-	-	23.536	-	-
East Timor	65.159	42.777	-34,35	222.476	134.224	-39,67
United States	1.621.127	1.860.139	14,74	26.241.157	24.681.780	-5,94
Canada	80.567	80.313	-0,31	1.257.943	1.131.538	-10,05
Mexico	2.304.512	2.337.793	1,44	28.945.839	19.770.026	-31,70
Guatemala	7.457	3.606	-51,64	69.608	36.176	-48,03
Panama	24.747	38.069	53,83	425.479	511.414	20,20
Chile	242	13.124	5.314,05	4.325	167.898	3.782,27
Argentina	3.012	-	-	22.146	-	-
Brazil	972.349	1.105.434	13,69	11.494.875	11.169.292	-2,83
Colombia	3.636	2.133	-41,34	22.095	21.887	-0,94
Uruguay	973	1.846	89,67	4.415	38.934	781,93
Ecuador	1.287	3.824	197,16	29.697	120.241	304,89
Peru	5.414	12.403	129,08	321.844	343.774	6,81
Dominican Republic	97	-	-	45.000	-	-
El Salvador	-	3.444	-	-	30.947	-
Barbados	9	1	-84,80	19	6	-67,80
Netherlands Antilles	-	3	-	-	23	-
United Kingdom	70.105	91.911	31,11	1.320.519	1.338.154	1,34
Netherlands	464.981	354.275	-23,81	4.700.416	3.206.543	-31,78
France	231.588	316.662	36,74	4.023.759	4.599.122	14,30
Germany, Fed. Rep. of	359.702	592.893	64,83	6.100.772	8.205.489	34,50
Belgium	808	8.192	914,06	17.214	87.501	408,30
Switzerland	612	132	-78,35	3.650	3.706	1,55
Denmark	29.352	50.171	70,93	744.341	940.077	26,30
Sweden	590	1.543	161,65	24.552	28.830	17,42
Finland	3.006	7.653	154,61	66.515	120.307	80,87
Ireland	180	408	126,57	44.260	59.524	34,49
Italy	111.449	109.892	-1,40	2.020.523	1.382.192	-31,59
Spain	3.697	8.457	128,72	64.599	69.479	7,55
Portugal	73	146	100,71	5.157	8.936	73,29
Greece	1.447	4.104	183,72	16.269	116.729	617,47
Hungary	178.100	478.450	168,64	4.779.430	10.141.834	112,20
Poland	1.099.488	1.605.441	46,02	15.907.735	18.871.876	18,63
Romania	1.173	3.971	238,53	81.660	131.210	60,68
Bulgaria	-	360	-	-	4.208	-
Azerbaijan	710	2.367	233,57	3.825	17.075	346,35
Belarus	625	-	-	3.119	-	-
Kazakhstan	43	5.647	13.116,18	617	33.407	5.315,29
Ukraine	1.724	2.825	63,86	9.071	23.952	164,06
Lithuania	12.248	7.761	-36,63	62.188	54.188	-12,86
Latvia	2.346	1.089	-53,56	136.929	29.355	-78,56
Georgia	166	321	93,37	842	6.769	703,58
Croatia	1.228	401	-67,31	6.200	2.780	-55,16
Slovakia	395.350	184.929	-53,22	7.056.808	1.585.094	-77,54
Slovenia	-	206	-	-	3.948	-
Czech Republic	760	2.275	199,33	3.758	20.554	447,00
Russia Federation	38.547	11.723	-69,59	308.224	102.207	-66,84
<b>Peralatan Perekam, Penerima dan Pengganda Audio dan Video</b>	<b>1.549.080</b>	<b>1.278.469</b>	<b>-17,47</b>	<b>128.307.644</b>	<b>123.860.597</b>	<b>-3,47</b>
Japan	178.231	219.337	23,06	17.495.955	24.544.426	40,29
Hong Kong	40.684	53.994	32,72	13.084.165	20.094.331	53,58
Korea, Republic of	23.277	10.001	-57,03	1.124.842	1.089.871	-3,11
Taiwan	7.563	9.008	19,10	266.748	399.514	49,77
China	59.380	37.094	-37,53	11.051.447	10.984.855	-0,60
Papua New Guinea	-	5	-	-	512	-
Thailand	17.340	15.513	-10,54	1.139.298	1.427.387	25,29
Singapore	47.352	71.202	50,37	3.798.826	3.315.042	-12,74
Philippines	26.122	11.774	-54,93	3.300.784	2.006.643	-39,21
Malaysia	22.568	33.024	46,33	1.119.579	868.880	-22,39
Cambodia	2.064	2.196	6,42	455.130	88.373	-80,58
Brunei Darussalam	1.451	972	-32,98	119.777	60.158	-49,77
Viet Nam	5.262	26.314	400,07	761.048	1.360.039	78,71
Maldives	10	92	824,46	467	2.083	346,33

Lanjutan Tabel 3.6

Komoditas/Negara Tujuan	Berat Bersih (kg)		Perub %	Nilai FOB (US\$)		Perub %
	Jan-Jul 2023	Jan-Jul 2024		Jan-Jul 2023	Jan-Jul 2024	
(1)	(2)	(3)	(4)	(5)	(6)	(7)
India	20	-0	-98,95	457	32	-93,00
Pakistan	1	-	-	212	-	-
Sri Lanka	41	19	-54,88	293	160	-45,39
Saudi Arabia	23.041	13	-99,94	1.747.062	8.499	-99,51
Kuwait	3.359	-	-	105.447	-	-
Oman	-	48	-	-	114	-
Turkey	706	1.461	106,94	306.503	600.653	95,97
United Arab Emirates	111.086	53.892	-51,49	5.227.963	3.245.402	-37,92
Qatar	1	-	-	150	-	-
Ethiopia	1	-	-	129	-	-
Madagascar	-	1	-	-	31	-
Equatorial Guinea	-	996	-	-	4.108	-
Togo	-	3	-	-	38	-
Angola	15	-	-	163	-	-
Nigeria	-	59	-	-	109	-
Senegal	20	-	-	469	-	-
South Africa	18.615	65	-99,65	740.368	26.280	-96,45
Rwanda	-	25	-	-	150	-
Australia	59.865	46.375	-22,53	2.762.363	2.471.401	-10,53
New Zealand	11.869	6.853	-42,26	482.260	289.292	-40,01
Vanuatu	16	13	-18,52	1.378	2.589	87,97
Kiribati	-	2	-	-	21	-
East Timor	5.720	16.643	190,98	38.429	157.185	309,02
United States	518.622	363.968	-29,82	40.575.008	32.109.856	-20,86
Canada	32.476	23.925	-26,33	1.710.522	1.224.352	-28,42
Mexico	35	136	283,02	7.234	5.994	-17,14
Guatemala	-	41	-	-	838	-
Panama	8.022	10.525	31,19	487.468	615.803	26,33
Chile	-	3.225	-	-	210.300	-
Argentina	16.312	3.544	-78,27	601.392	130.596	-78,28
Brazil	-	5	-	-	3.802	-
Uruguay	-	1.171	-	-	26.486	-
Peru	-	3	-	-	838	-
United Kingdom	13.083	10.128	-22,59	940.635	552.155	-41,30
Netherlands	4.349	101.705	2.238,65	215.383	5.790.661	2.588,55
France	163	1.322	709,94	43.603	84.605	94,04
Germany, Fed. Rep. of	97.402	93.861	-3,64	6.024.623	7.325.982	21,60
Austria	6	-	-	75.140	-	-
Belgium	144.107	15.417	-89,30	8.453.857	811.756	-90,40
Switzerland	35	36	1,64	42.246	36.121	-14,50
Sweden	-	196	-	-	220.000	-
Italy	7.835	-	-	443.027	-	-
Spain	38.268	30.095	-21,36	3.510.219	1.625.156	-53,70
Greece	716	1.941	170,91	12.150	34.197	181,45
Poland	1	2	75,90	9	35	312,59
Kazakhstan	1.966	93	-95,27	33.419	750	-97,76
Russia Federation	-	134	-	-	2.133	-
<b>Tabung Elektron dan Konektor Elektronik</b>	<b>1.657.220</b>	<b>1.432.203</b>	<b>-13,58</b>	<b>52.980.825</b>	<b>47.015.604</b>	<b>-11,26</b>
Japan	806.230	286.868	-64,42	17.472.828	6.079.366	-65,21
Hong Kong	289.524	471.038	62,69	6.010.211	9.025.934	50,18
Korea, Republic of	17.396	27.076	55,65	415.548	671.402	61,57
Taiwan	5.759	28.470	394,34	90.791	524.613	477,82
China	37.054	34.240	-7,59	1.381.576	1.027.106	-25,66
Mongolia	6	-	-	314	-	-
Papua New Guinea	7	20	185,71	147	36	-75,51
Thailand	9.967	8.813	-11,58	428.132	436.905	2,05
Singapore	245.074	254.731	3,94	19.414.963	22.192.285	14,31
Philippines	9.912	7.010	-29,28	314.229	192.029	-38,89
Malaysia	24.875	60.055	141,42	990.008	1.932.612	95,21
Myanmar	-	2.085	-	-	181.000	-
Cambodia	2.786	38	-98,64	407.313	700	-99,83
Viet Nam	46.286	41.404	-10,55	652.184	854.580	31,03
India	14.326	15.057	5,10	665.194	621.992	-6,49
Sri Lanka	-	78	-	-	597	-
Saudi Arabia	-	43	-	-	1.534	-
Kuwait	-	4	-	-	685	-
Turkey	6	6.705	109.816,39	404	115.582	28.530,69
United Arab Emirates	44	13	-69,64	1.997	690	-65,47
Qatar	-	1	-	-	343	-
Morocco	12	55	355,83	832	3.130	276,16
Tunisia	-	4	-	-	445	-
Ethiopia	16	-	-	288	-	-
Nigeria	10	-	-	389	-	-
Cote D'Ivoire	270	-	-	3.581	-	-
Australia	262	67	-74,57	90.257	3.648	-95,96
Samoa	-	3	-	-	600	-
East Timor	1.608	25.053	1.457,88	1.330	14.986	1.027,04
United States	88.919	71.257	-19,86	3.172.348	1.648.884	-48,02
Canada	240	19	-92,23	5.550	2.302	-58,53

Lanjutan Tabel 3.6

Komoditas/Negara Tujuan	Berat Bersih (kg)		Perub %	Nilai FOB (US\$)		Perub %
	Jan-Jul 2023	Jan-Jul 2024		Jan-Jul 2023	Jan-Jul 2024	
(1)	(2)	(3)	(4)	(5)	(6)	(7)
Mexico	-	29	-	-	4.962	-
Honduras	46	-	-	15.808	-	-
Argentina	-	-0	-	-	9	-
Brazil	4.245	7.425	74,89	72.637	8.565	-88,21
United Kingdom	3.237	369	-88,61	136.577	20.498	-84,99
Netherlands	1	13.045	1.304.447,00	25	180.142	713.335,02
France	5.177	6.448	24,55	181.052	250.392	38,30
Germany, Fed. Rep. of	25.264	55.734	120,60	706.379	858.103	21,48
Austria	6	-	-	41.788	-	-
Belgium	9.212	983	-89,32	142.437	23.910	-83,21
Switzerland	1	1	20,00	1.634	75	-95,41
Sweden	-	2	-	-	219	-
Ireland	-	-0	-	-	14	-
Italy	248	228	-8,06	14.300	18.060	26,29
Spain	4.922	7.664	55,72	66.006	90.808	37,58
Portugal	1	-0	-80,00	8	-0	-98,54
Hungary	-	8	-	-	1.078	-
Bulgaria	-	4	-	-	296	-
Latvia	4.033	-	-	40.451	-	-
Czech Republic	239	57	-75,94	41.307	24.489	-40,72
<b>Peralatan Elektromedikal dan Elektroterapi</b>	<b>118.100</b>	<b>166.890</b>	<b>41,31</b>	<b>14.566.773</b>	<b>17.274.655</b>	<b>18,59</b>
Japan	9	40	350,00	2.150	14.457	572,39
Hong Kong	664	228	-65,68	2.351	10.021	326,19
Taiwan	-	93	-	-	23.267	-
China	73	94	28,56	4.076	25.073	515,14
Thailand	407	132	-67,50	108.693	49.560	-54,40
Singapore	43.698	53.585	22,63	3.683.760	4.131.607	12,16
Philippines	1.471	118	-92,01	290.289	49.135	-83,07
Malaysia	1.014	28.565	2.718,45	395.322	235.892	-40,33
Viet Nam	-	1.974	-	-	133.587	-
India	7	20.118	284.056,78	2.442	169.287	6.832,33
Nigeria	-	39	-	-	3.583	-
Australia	180	38	-78,92	21.688	40.002	84,44
East Timor	48.243	30.216	-37,37	267.216	647.589	142,35
United States	5.079	8.076	59,03	5.048.249	4.852.220	-3,88
Netherlands	2	-	-	44	-	-
France	6	40	530,42	1.784	21.410	1.100,41
Germany, Fed. Rep. of	17.173	23.533	37,04	4.688.179	6.867.966	46,50
Denmark	73	-	-	50.530	-	-
<b>Kamera Cinematografi Proyektor dan Perengkapannya</b>	<b>129.695</b>	<b>79.219</b>	<b>-38,92</b>	<b>12.037.220</b>	<b>20.138.688</b>	<b>67,30</b>
Japan	27.103	32.485	19,86	4.927.669	8.853.185	79,66
Hong Kong	2.766	3.790	37,03	1.333.639	2.214.491	66,05
Korea, Republic of	71	14	-80,70	78.374	616	-99,21
Taiwan	-	14	-	-	1.127	-
China	8.608	4.516	-47,54	2.686.506	1.262.948	-52,99
Papua New Guinea	29	11	-63,90	1.697	1.592	-6,18
Thailand	52	98	90,96	1.291	5.643	337,22
Singapore	14.554	5.074	-65,13	448.072	2.670.665	496,04
Philippines	1.769	138	-92,20	112.886	9.418	-91,66
Malaysia	10.801	2.749	-74,55	127.444	73.382	-42,42
Cambodia	89	18	-79,78	690	41	-94,05
Brunei Darussalam	20	-	-	33	-	-
Viet Nam	-0	1	3.900,00	26	6	-75,34
Maldives	7	5	-33,89	200	60	-70,00
India	27.378	16.210	-40,79	246.230	134.496	-45,38
Saudi Arabia	-	3	-	-	794	-
Oman	-	110	-	-	1.500	-
United Arab Emirates	-	17	-	-	2.407	-
Qatar	40	2.898	7.145,50	15.643	9.245	-40,90
Congo	43	-	-	227	-	-
Nigeria	16.950	-	-	69.750	-	-
Mauritania	14	-	-	348	-	-
South Africa	18	-	-	202	-	-
Democratic Rep. of the Congo	5.496	-	-	724	-	-
Australia	16	1	-94,03	2.140	165	-92,31
Guam	-	110	-	-	1.500	-
Fiji	3	-	-	4	-	-
East Timor	10.336	3.374	-67,35	26.025	35.740	37,33
United States	1.399	5.506	293,46	939.761	1.618.758	72,25
Canada	28	-	-	1.393	-	-
United Kingdom	38	-	-	235	-	-
France	5	18	252,00	5.344	5.219	-2,33
Germany, Fed. Rep. of	578	1.712	196,43	541.227	3.177.956	487,18
Ireland	1.483	220	-85,16	464.455	39.215	-91,56
Italy	-	90	-	-	11.000	-
Spain	-	35	-	-	6.538	-
Slovakia	3	1	-66,67	4.988	851	-82,95

Lanjutan Tabel 3.6

Komoditas/Negara Tujuan	Berat Bersih (kg)		Perub %	Nilai FOB (US\$)		Perub %
	Jan-Jul 2023	Jan-Jul 2024		Jan-Jul 2023	Jan-Jul 2024	
(1)	(2)	(3)	(4)	(5)	(6)	(7)
Russia Federation	-	1	-	-	128	-
<b>Peralatan Iradiasi/Sinar X, Perlengkapan dan Sejenisnya</b>	<b>33.331</b>	<b>33.225</b>	<b>-0,32</b>	<b>3.715.751</b>	<b>3.358.038</b>	<b>-9,63</b>
Japan	166	562	238,03	2.623	430.516	16.314,36
Hong Kong	-	93	-	-	10.671	-
Korea, Republic of	749	1.064	42,04	1.200	37.100	2.991,67
Taiwan	-	110	-	-	27.772	-
China	10.214	774	-92,42	541.666	355.321	-34,40
Thailand	2.769	260	-90,61	60.987	4.511	-92,60
Singapore	8.621	7.784	-9,71	1.409.154	968.149	-31,30
Philippines	252	60	-76,19	14.690	2.800	-80,94
Malaysia	3.200	2.151	-32,78	23.000	39.181	70,35
United Arab Emirates	-	29	-	-	5.111	-
Cote D'Ivoire	-	260	-	-	479	-
South Africa	420	670	59,43	700	1.200	71,43
Australia	6	-	-	28.115	-	-
East Timor	675	5.776	755,67	6.023	199.323	3.209,20
United States	2.486	3.258	31,04	172.648	173.526	0,51
Canada	-	997	-	-	405.251	-
Brazil	165	-	-	64.090	-	-
United Kingdom	7	7.003	107.631,08	689	16.850	2.345,97
Netherlands	80	-	-	2.701	-	-
France	273	653	139,12	40.012	7.924	-80,20
Germany, Fed. Rep. of	2.968	1.082	-63,54	1.347.408	640.385	-52,47
Switzerland	-	18	-	-	18.800	-
Finland	-	1	-	-	106	-
Slovenia	-	63	-	-	12.975	-
Czech Republic	280	560	100,00	44	86	95,44
<b>Teropong dan Instrumen Optik Bukan Kaca Mata</b>	<b>16.440</b>	<b>29.583</b>	<b>79,94</b>	<b>2.261.187</b>	<b>2.442.151</b>	<b>8,00</b>
Japan	172	80	-53,73	46.286	19.573	-57,71
Hong Kong	224	24	-89,23	5.183	2.944	-43,20
Korea, Republic of	69	2.825	4.006,68	2.615	24.208	825,83
Taiwan	326	11	-96,75	52.201	25	-99,95
China	321	583	81,63	32.868	11.738	-64,29
Papua New Guinea	-	22	-	-	208	-
Thailand	3	16	499,63	63	516	713,40
Singapore	875	2.541	190,32	244.822	594.792	142,95
Philippines	220	360	63,68	86.202	103.471	20,03
Malaysia	33	19	-41,79	915	1.321	44,46
Brunei Darussalam	-	1	-	-	61	-
Viet Nam	11	100	812,66	500	4.585	816,96
India	859	2.477	188,31	107.837	95.385	-11,55
Sri Lanka	35	-	-	300	-	-
Turkey	157	822	423,59	41.696	24.740	-40,67
Egypt	-0	267	73.307,69	57.947	64.835	11,89
Algeria	-0	70	205.564,71	2.090	2.706	29,47
Mauritania	3	-	-	621	-	-
South Africa	-0	261	290.134,44	5.962	6.169	3,48
Australia	18	6	-67,21	3.323	523	-84,27
East Timor	173	725	319,14	1.263	1.136	-10,07
United States	608	687	12,86	97.027	234.451	141,63
Canada	1	-	-	17	-	-
Mexico	4.105	6.387	55,57	529.372	445.103	-15,92
Argentina	-0	34	31.056,88	60.398	26.059	-56,85
Brazil	3.156	2.397	-24,05	343.567	233.458	-32,05
Ecuador	-0	44	628.671,43	1.840	4.241	130,49
United Kingdom	12	-	-	139	-	-
Netherlands	10	-	-	11	-	-
France	28	74	166,68	4.499	5.249	16,68
Germany, Fed. Rep. of	191	231	21,08	18.377	54.268	195,30
Sweden	-	31	-	-	380	-
Finland	103	-	-	40.160	-	-
Ireland	368	223	-39,40	50.573	25.849	-48,89
Italy	24	-	-	3.838	-	-
Poland	4.335	8.265	90,67	418.676	454.157	8,47
<b>Media Magnetik dan Optik</b>	<b>111.722</b>	<b>163.616</b>	<b>46,45</b>	<b>1.618.121</b>	<b>2.314.450</b>	<b>43,03</b>
Japan	75.953	44.586	-41,30	562.001	666.787	18,65
Hong Kong	44	1.568	3.488,70	5.458	28.927	429,99
Korea, Republic of	365	27	-92,71	43.892	15.737	-64,15
Taiwan	2.566	94	-96,34	119.301	1.858	-98,44
China	311	707	127,28	49.179	101.413	106,21
Papua New Guinea	-0	-	-	14	-	-
Thailand	26	371	1.323,91	3.014	9.791	224,82
Singapore	3.012	37.857	1.156,71	339.801	316.498	-6,86
Philippines	1.022	7.524	635,88	65.077	45.905	-29,46
Malaysia	4	25.081	575.160,16	88.384	41.171	-53,42
Brunei Darussalam	-0	-	-	34	-	-

Lanjutan Tabel 3.6

Komoditas/Negara Tujuan	Berat Bersih (kg)		Perub %	Nilai FOB (US\$)		Perub %
	Jan-Jul 2023	Jan-Jul 2024		Jan-Jul 2023	Jan-Jul 2024	
	(1)	(2)	(3)	(4)	(5)	(6)
Viet Nam	60	20	-66,67	663	571	-13,83
India	354	1	-99,83	54.182	361	-99,33
Bangladesh	-	1	-	-	652.300	-
Sri Lanka	-	-0	-	-	9	-
Saudi Arabia	-	-0	-	-	4	-
United Arab Emirates	-	1	-	-	51	-
Qatar	-	-0	-	-	5	-
Ethiopia	1	-	-	97	-	-
Cote D'Ivoire	3	-	-	95	-	-
Australia	64	12	-81,03	2.375	379	-84,03
New Caledonia	-	-0	-	-	1	-
Fiji	10	-	-	1.893	-	-
East Timor	2.938	6.247	112,59	17.267	14.529	-15,85
United States	23.232	38.405	65,31	217.587	394.040	81,10
Canada	-	1	-	-	100	-
Mexico	-	249	-	-	2.133	-
United Kingdom	1.298	677	-47,81	32.273	13.639	-57,74
Netherlands	3	84	2.711,33	11	1.295	11.792,51
France	16	33	103,13	1.299	822	-36,77
Germany, Fed. Rep. of	43	2	-95,26	2.957	4.525	53,04
Belgium	-	38	-	-	1.200	-
Switzerland	-	32	-	-	400	-
Poland	396	-	-	9.828	-	-
Russia Federation	1	-	-	1.439	-	-
<b>Peralatan Fotografi</b>	<b>1.915</b>	<b>5.240</b>	<b>173,69</b>	<b>477.278</b>	<b>198.088</b>	<b>-58,50</b>
Hong Kong	55	595	982,36	5.366	26.777	399,04
Korea, Republic of	-	1	-	-	1	-
China	20	291	1.371,11	2.030	7.520	270,43
Singapore	1.343	1.982	47,60	422.738	41.965	-90,07
Malaysia	-	92	-	-	16.932	-
Maldives	-	1	-	-	22	-
Australia	5	-0	-99,98	4	-0	-99,74
East Timor	276	1.962	610,75	5.277	8.100	53,50
United States	95	-	-	20.449	-	-
United Kingdom	115	125	8,31	17.451	8.067	-53,78
France	5	3	-40,74	3.964	784	-80,22
Germany, Fed. Rep. of	-	185	-	-	87.571	-
Russia Federation	-	1	-	-	350	-
<b>Peralatan Listrik Lainnya</b>	<b>76.897.653</b>	<b>85.806.286</b>	<b>11,59</b>	<b>2.523.020.899</b>	<b>2.022.675.766</b>	<b>-19,83</b>
Japan	28.316.603	30.357.393	7,21	553.723.462	651.384.390	17,64
Hong Kong	1.200.795	546.580	-54,48	124.600.492	52.833.072	-57,60
Korea, Dem. People'S Rep.	-	-0	-	-	-0	-
Korea, Republic of	1.121.369	1.531.106	36,54	13.535.732	22.184.948	63,90
Taiwan	363.867	904.885	148,69	8.670.023	14.305.700	65,00
China	1.166.955	1.196.147	2,50	19.251.368	20.860.124	8,36
Mongolia	183	6	-96,93	8.341	1.621	-80,56
Macau	34	218	542,16	229	2.472	979,98
Papua New Guinea	1.472	22.222	1.409,93	30.259	243.681	705,30
Thailand	2.340.536	3.324.147	42,03	45.833.773	44.581.877	-2,73
Singapore	5.944.217	5.010.901	-15,70	584.780.828	159.598.260	-72,71
Philippines	2.656.815	1.783.418	-32,87	41.411.100	23.476.964	-43,31
Malaysia	1.063.348	915.089	-13,94	27.723.088	16.872.360	-39,14
Myanmar	161.938	63.566	-60,75	968.392	364.179	-62,39
Cambodia	24.011	4.030	-83,22	416.595	228.544	-45,14
Brunei Darussalam	16.553	14.581	-11,91	127.827	90.024	-29,57
Lao People'S Dem. Rep.	140.185	61.237	-56,32	6.040.590	444.144	-92,65
Nepal	396	5	-98,71	11.020	289	-97,38
Bhutan	592.396	5	-100,00	8.440.370	84	-100,00
Viet Nam	5.322.035	5.816.855	9,30	71.678.065	64.709.967	-9,72
Maldives	824	4.418	436,08	10.931	57.454	425,63
India	1.298.113	1.479.043	13,94	21.700.905	21.920.553	1,01
Pakistan	138.775	112.721	-18,77	1.347.937	1.351.007	0,23
Bangladesh	8.928	18.587	108,18	178.124	205.548	15,40
Sri Lanka	27.291	41.619	52,50	172.602	247.229	43,24
Afghanistan	-	6.150	-	-	356.850	-
Iraq	-	1.950	-	-	1.574	-
Iran (Islamic Republic of)	243	167	-31,21	5.297	1.818	-65,68
Saudi Arabia	80.048	61.588	-23,06	2.379.122	858.558	-63,91
Israel	461	601	30,35	44.629	91.818	105,74
Kuwait	1.018	2.483	143,80	21.262	37.260	75,24
Jordan	5.284	-	-	25.819	-	-
Lebanon	3.606	-	-	156.052	-	-
Yemen	766	12.294	1.505,00	10.640	159.299	1.397,17
Oman	550	75.400	13.605,10	15.984	16.831.155	105.202,17
Syria Arab Republic	3.140	-	-	113.850	-	-
Turkey	46.008	132.008	186,92	1.192.835	2.379.901	99,52
United Arab Emirates	303.710	482.438	58,85	8.984.343	12.501.766	39,15
Qatar	6.111	1.847	-69,78	48.778	20.709	-57,54
Bahrain	2.352	11	-99,52	10.737	104	-99,03



Lanjutan Tabel 3.6

Komoditas/Negara Tujuan	Berat Bersih (kg)		Perub %	Nilai FOB (US\$)		Perub %
	Jan-Jul 2023	Jan-Jul 2024		Jan-Jul 2023	Jan-Jul 2024	
	(1)	(2)	(3)	(4)	(5)	(6)
Egypt	349.100	301.658	-13,59	5.471.836	4.441.534	-18,83
Libyan Arab Jamahiriya	1.751	2.335	33,34	19.950	18.087	-9,34
Morocco	77.367	77.414	0,06	96.198	101.268	5,27
Tunisia	420	81	-80,73	11.298	1.756	-84,45
Algeria	2	4.780	217.475,42	165.364	179.513	8,56
Sudan	1.407	-	-	21.830	-	-
Eritrea	8	-	-	620	-	-
Ethiopia	3	2.730	101.732,79	7.584	23.171	205,52
Tanzania, United Rep. of	17.451	953	-94,54	224.661	12.848	-94,28
Madagascar	418	52	-87,54	6.144	97	-98,42
Somalia	8	-	-	50	-	-
Kenya	-	48.111	-	-	492.494	-
Reunion	609	108	-82,27	5.817	753	-87,05
Botswana	28	-	-	351	-	-
Togo	2	1	-50,00	26	19	-27,27
Ghana	850	537	-36,80	33.533	7.358	-78,06
Guinea	270	1	-99,70	1.260	464	-63,18
Angola	2	9.131	456.465,00	94	75.491	79.996,22
Congo	300	-	-	6.487	-	-
Cameroon	90	-	-	495	-	-
Nigeria	6.541	132.061	1.918,94	95.366	3.602.045	3.677,07
Gabon	-	931	-	-	635	-
Cote D'Ivoire	142	11	-92,05	2.071	1.050	-49,31
Senegal	11.356	24.662	117,17	10.145	31.275	208,29
Mauritania	-	25	-	-	46	-
Mali	9	-	-	193	-	-
Gambia	-	1.526	-	-	3.645	-
Seychelles	29	193	560,75	1.811	4.299	137,31
Central African Republic	2.686	-	-	44.720	-	-
Djibouti	-	679	-	-	1.116	-
Swaziland	7	-	-	3.115	-	-
South Africa	5.148	18.461	258,58	341.108	195.511	-42,68
Comoros	-	50	-	-	1.582	-
Mauritius	1.339	530	-60,45	2.000	3.122	56,13
Australia	358.673	168.658	-52,98	3.168.070	1.065.968	-66,35
New Zealand	68.956	9.384	-86,39	424.951	96.461	-77,30
Nauru	12.374	-	-	30.096	-	-
New Caledonia	37	227	510,31	177	4.049	2.185,49
Saint Vincent and the Grenadines	-	3.321	-	-	12.816	-
Vanuatu	1.585	66	-95,82	27.598	1.446	-94,76
Fiji	191	588	208,10	3.839	11.966	211,71
Kiribati	64	-	-	1.926	-	-
Solomon Islands	14	11	-20,17	416	72	-82,70
East Timor	673.267	500.132	-25,72	1.920.442	1.283.527	-33,17
United States	17.465.000	26.340.554	50,82	814.549.551	726.743.274	-10,78
Canada	1.165.097	1.137.657	-2,36	28.256.495	70.630.427	149,96
Mexico	947.561	425.889	-55,05	26.307.745	14.411.731	-45,22
Guatemala	1.836	1.008	-45,12	21.088	8.103	-61,57
Honduras	-	1	-	-	39	-
Nicaragua	97	249	157,30	2.479	7.039	183,89
Panama	359	724	101,69	8.805	9.695	10,10
Cuba	24.815	1.207	-95,14	290.723	10.846	-96,27
Suriname	137	337	146,22	2.232	1.125	-49,59
Chile	2.220	1.926	-13,23	29.222	37.137	27,08
Argentina	57.852	11.184	-80,67	5.005.838	431.995	-91,37
Brazil	237.167	177.421	-25,19	6.379.697	4.636.147	-27,33
Colombia	23.959	35.186	46,86	170.077	181.998	7,01
Bolivia	249	7	-97,22	10.754	345	-96,79
Uruguay	3.754	6.541	74,25	93.542	106.162	13,49
Paraguay	14.552	120.442	727,64	1.406.031	16.943.747	1.105,08
Ecuador	1.709	3.195	86,93	71.274	158.435	122,29
Peru	1.343	1.548	15,26	31.418	45.395	44,48
Guyana	-	1	-	-	30	-
Trinidad and Tobago	97	150	54,79	3.973	1.120	-71,81
Bahamas	4	8	115,68	172	639	272,05
Jamaica	37	116	210,67	475	1.092	130,07
Puerto Rico	-	305	-	-	69.120	-
Belize	-	76	-	-	700	-
Dominican Republic	349	2.338	570,77	13.520	32.548	140,74
El Salvador	77	-	-	1.729	-	-
Costa Rica	1.532	8.940	483,67	16.649	113.915	584,20
Barbados	95	178	87,86	1.120	1.854	65,53
Aruba	65	24	-62,91	3.320	109	-96,71
Bermuda	44	30	-31,77	330	168	-48,91
French Polynesia	67	411	514,03	589	3.647	519,03
Grenada	5	965	21.254,42	79	669	745,99
Martinique	10	-	-	28	-	-
Netherlands Antilles	12	530	4.364,75	154	2.120	1.279,62
Saint Lucia	-	8	-	-	1.240	-
Turks and Caicos Islands	-	2	-	-	38	-
Guadeloupe	354	46	-87,07	2.334	679	-70,90

Lanjutan Tabel 3.6

Komoditas/Negara Tujuan	Berat Bersih (kg)		Perub %	Nilai FOB (US\$)		Perub %
	Jan-Jul 2023	Jan-Jul 2024		Jan-Jul 2023	Jan-Jul 2024	
	(1)	(2)	(3)	(4)	(5)	(6)
Virgin Islands (British)	60	-	-	20	-	-
U.S. Virgin Islands	-	50	-	-	571	-
United Kingdom	141.987	113.985	-19,72	890.983	1.618.744	81,68
Netherlands	235.756	193.012	-18,13	5.466.876	4.775.620	-12,64
France	204.983	143.565	-29,96	6.941.353	4.203.413	-39,44
Germany, Fed. Rep. of	182.489	170.562	-6,54	10.831.078	2.935.060	-72,90
Austria	2.051	6.203	202,48	44.939	83.165	85,06
Belgium	55.989	56.170	0,32	599.136	690.848	15,31
Switzerland	29.707	22.137	-25,48	1.733.707	987.519	-43,04
Luxembourg	3	-	-	242	-	-
Monaco	-	17	-	-	2.156	-
Denmark	521	2.035	290,59	5.054	31.241	518,17
Norway	336	4.036	1.101,30	16.916	767.782	4.438,72
Sweden	14.265	4.179	-70,70	329.852	256.071	-22,37
Finland	3.749	739	-80,30	367.537	68.874	-81,26
Ireland	292	959	227,97	30.469	133.135	336,95
Italy	154.102	95.662	-37,92	11.282.784	2.664.222	-76,39
Spain	29.602	143.539	384,91	295.266	783.258	165,27
Portugal	64.959	739	-98,86	2.441.381	3.259	-99,87
Iceland	7.375	-	-	919.752	-	-
Greece	4.088	3.515	-14,02	61.975	155.722	151,27
Liechtenstein	14.191	-	-	210.221	-	-
Hungary	2.223	4.115	85,09	94.962	245.963	159,01
Poland	1.210.022	930.893	-23,07	17.197.993	12.683.861	-26,25
Romania	274.749	253.863	-7,60	2.734.059	2.694.745	-1,44
Bulgaria	420	5.034	1.098,61	788	130.436	16.463,25
Albania	-	253	-	-	3.906	-
Azerbaijan	-	1	-	-	10	-
Belarus	79.988	6.020	-92,47	4.221.595	1.786.558	-57,68
Kazakhstan	117.047	10.893	-90,69	6.125.700	2.978.102	-51,38
Kyrgyzstan	75.970	-	-	5.252.074	-	-
Lithuania	1.378	270	-80,38	8.530	1.447	-83,04
Latvia	3.193	102	-96,81	299.188	899	-99,70
Estonia	14	20	39,86	5.883	316	-94,63
Georgia	-	26.208	-	-	4.627.060	-
Croatia	-	890	-	-	19.022	-
Malta	26.177	-	-	880.547	-	-
Slovakia	-	6.950	-	-	1.003.546	-
Slovenia	-	12.989	-	-	249.762	-
Czech Republic	47.173	9.467	-79,93	4.346.834	494.752	-88,62
Rep. of Macedonia	-	1	-	-	2	-
Russia Federation	8.894	2.882	-67,60	878.720	120.606	-86,27
<b>Motor Listrik, Generator dan Transformator</b>	<b>39.282.991</b>	<b>45.225.042</b>	<b>15,13</b>	<b>1.061.222.102</b>	<b>1.107.792.571</b>	<b>4,39</b>
Japan	3.398.358	4.235.211	24,63	142.705.876	147.125.420	3,10
Hong Kong	251.421	185.413	-26,25	9.481.257	7.411.085	-21,83
Korea, Republic of	1.070.708	4.127.328	285,48	20.510.702	69.120.367	237,00
Taiwan	496.227	264.828	-46,63	10.083.714	8.081.513	-19,86
China	2.412.001	2.250.974	-6,68	68.354.982	63.229.921	-7,50
Mongolia	97	2.469	2.455,27	2.464	63.879	2.492,83
Papua New Guinea	10.587	28.665	170,76	107.725	3.231.697	2.899,96
Thailand	3.266.701	2.831.180	-13,33	71.708.900	62.541.612	-12,78
Singapore	5.507.476	6.642.360	20,61	219.475.903	217.291.530	-1,00
Philippines	520.335	660.459	26,93	6.718.716	13.373.687	99,05
Malaysia	1.188.790	1.796.259	51,10	18.626.924	24.436.051	31,19
Myanmar	80.635	536	-99,33	1.876.167	7.176	-99,62
Cambodia	32.741	29.822	-8,92	866.126	2.078.634	139,99
Brunei Darussalam	16.973	29.411	73,28	110.374	273.704	147,98
Lao People'S Dem. Rep.	437	-	-	8.516	-	-
Nepal	34	110	228,16	4.403	22.145	403,01
Viet Nam	788.555	891.090	13,00	16.107.152	17.044.117	5,82
Maldives	99	1.334	1.247,77	2.423	10.168	319,72
India	1.232.802	2.566.907	108,22	24.645.081	27.596.611	11,98
Pakistan	33.403	59.739	78,84	289.898	565.306	95,00
Bangladesh	13.502	353.103	2.515,21	46.908	896.423	1.811,03
Sri Lanka	325.808	33.187	-89,81	2.864.359	990.266	-65,43
Iraq	356.490	505.136	41,70	435.678	4.537.420	941,46
Iran (Islamic Republic of)	713	144	-79,81	2.824.300	4.500	-99,84
Saudi Arabia	90.875	48.760	-46,34	1.420.438	476.205	-66,47
Israel	-	626	-	-	6.092	-
Kuwait	120	261	116,40	4.299	5.334	24,06
Jordan	-	925	-	-	2.672	-
Lebanon	3	31	840,30	238	377	58,33
Yemen	-	161	-	-	1.811	-
Oman	566	80	-85,96	38.787	12.848	-66,87
Turkey	12.857	18.837	46,51	350.893	538.146	53,36
United Arab Emirates	873.318	1.492.138	70,86	4.605.702	13.555.729	194,32
Qatar	1.893.325	120.375	-93,64	26.175.475	845.068	-96,77
Bahrain	26	28	11,04	1.845	262	-85,80
Egypt	86.662	83.079	-4,13	1.296.042	1.388.488	7,13

Lanjutan Tabel 3.6

Komoditas/Negara Tujuan	Berat Bersih (kg)		Perub %	Nilai FOB (US\$)		Perub %
	Jan-Jul 2023	Jan-Jul 2024		Jan-Jul 2023	Jan-Jul 2024	
(1)	(2)	(3)	(4)	(5)	(6)	(7)
Libyan Arab Jamahiriya	-	30	-	-	216	-
Morocco	1	27.758	3.965.291,43	97	291.288	299.086,11
Tunisia	203	3	-98,52	13.092	30	-99,77
Algeria	54	1.588	2.852,55	40.462	69.879	72,70
Sudan	-	16	-	-	-0	-
Ethiopia	179	198	10,66	3.089	2.477	-19,81
Tanzania, United Rep. of	1	1.848	205.233,33	280	10.945	3.808,89
Madagascar	91	209	129,67	633	4.244	570,46
Kenya	280	8.006	2.759,29	11.412	57.158	400,86
Mozambique	1	-	-	2	-	-
Equatorial Guinea	-	9	-	-	-0	-
Ghana	1.197	-	-	21.358	-	-
Liberia	-	7	-	-	5.587	-
Guinea	-	470	-	-	18.324	-
Angola	-	325	-	-	10.709	-
Congo	111	50	-55,07	6.973	2.427	-65,19
Cameroon	263	-	-	3.673	-	-
Nigeria	466.279	3.204	-99,31	3.306.857	192.570	-94,18
Gabon	-	49	-	-	2.452	-
Cote D'Ivoire	17.238	22.370	29,77	717.308	437.860	-38,96
Senegal	4.916	4.415	-10,19	47.370	42.617	-10,04
Mauritania	40	-	-	2.368	-	-
Mali	-	46	-	-	135	-
Seychelles	79	-	-	29.433	-	-
Uganda	7.750	22.128	185,52	66.250	226.446	241,80
Central African Republic	92	-	-	6.946	-	-
Djibouti	-	14.529	-	-	122.759	-
South Africa	58.357	90.975	55,89	2.075.932	3.105.579	49,60
Democratic Rep. of the Congo	-	146.412	-	-	1.425.995	-
Australia	1.065.992	702.661	-34,08	13.664.742	9.323.669	-31,77
New Zealand	962.147	1.567.862	62,95	10.648.639	23.985.925	125,25
New Caledonia	81	176	118,24	35.869	55.506	54,75
Vanuatu	7.531	36	-99,52	76.108	2.584	-96,60
Fiji	15.420	1.746	-88,68	82.060	5.797	-92,94
Solomon Islands	11	-0	-98,24	315	32	-89,89
Tonga	2.636	-	-	4.704	-	-
Tuvalu	9.315	-	-	131.137	-	-
Tokelau	376	-	-	8.044	-	-
East Timor	354.034	172.545	-51,26	1.117.428	561.209	-49,78
United States	5.652.528	7.657.991	35,48	182.357.761	215.241.623	18,03
Canada	232.222	716.309	208,46	3.178.006	8.925.859	180,86
Mexico	560.688	938.708	67,42	13.835.533	17.729.939	28,15
Guatemala	142	165	16,59	2.684	2.359	-12,12
Honduras	44	-	-	406	-	-
Nicaragua	488	63	-87,00	7.472	2.173	-70,92
Panama	2.391	117.606	4.817,96	37.001	1.215.653	3.185,42
Chile	307	144	-53,13	22.102	7.685	-65,23
Argentina	102.647	69.834	-31,97	1.273.732	834.269	-34,50
Brazil	325.416	385.504	18,46	9.526.198	8.949.063	-6,06
Colombia	180	6.357	3.438,21	4.459	77.046	1.627,70
Bolivia	18	2	-88,93	279	7	-97,50
Uruguay	-	1.572	-	-	42.000	-
Ecuador	278	9.081	3.170,35	28.230	144.967	413,53
Peru	668	79	-88,20	9.461	1.986	-79,00
Guyana	38	3	-93,00	10.189	28	-99,72
Trinidad and Tobago	9	17	83,82	257	265	3,28
Bahamas	1	2	202,56	62	75	21,37
Dominican Republic	20	112.344	566.148,20	17.161	1.637.512	9.442,24
El Salvador	8	-	-	245	-	-
Costa Rica	45	2.616	5.692,72	917	713.248	77.706,21
Haiti	21.041	15.714	-25,32	174.207	121.925	-30,01
Barbados	101	49	-51,72	2.489	678	-72,75
Aruba	9	13	39,76	465	97	-79,13
Bermuda	16	11	-34,88	265	224	-15,42
Cayman Islands	-	11	-	-	115	-
French Polynesia	-	-0	-	-	2	-
Grenada	2	-	-	124	-	-
Netherlands Antilles	13	14	6,31	455	133	-70,83
Guadeloupe	-	7	-	-	46	-
Virgin Islands (British)	4	8	93,78	124	115	-7,80
United Kingdom	254.508	82.571	-67,56	948.848	4.739.252	399,47
Netherlands	87.491	66.025	-24,54	4.379.099	4.970.998	13,52
France	2.762.583	2.128.810	-22,94	120.075.995	83.741.138	-30,26
Germany, Fed. Rep. of	622.860	124.265	-80,05	13.243.435	11.321.034	-14,52
Austria	207.714	51.016	-75,44	1.851.587	1.920.856	3,74
Belgium	2.302	14.032	509,53	78.791	170.227	116,05
Switzerland	321	513	59,82	120.569	109.517	-9,17
Luxembourg	1.110	52	-95,33	59.145	1.260	-97,87
Denmark	136.026	677	-99,50	117.755	8.828	-92,50
Norway	15.851	55	-99,65	2.490.813	227.008	-90,89
Sweden	2.111	2.190	3,73	59.395	47.779	-19,56

Lanjutan Tabel 3.6

Komoditas/Negara Tujuan	Berat Bersih (kg)		Perub	Nilai FOB (US\$)		Perub
	Jan-Jul 2023	Jan-Jul 2024		Jan-Jul 2023	Jan-Jul 2024	
	(1)	(2)	(3)	(4)	(5)	(6)
Finland	289	398	37,66	4.446	12.882	189,76
Ireland	3.068	2.024	-34,03	256.247	161.815	-36,85
Italy	431.944	119.250	-72,39	6.847.336	5.281.938	-22,86
Spain	473.837	122.267	-74,20	5.637.531	3.112.406	-44,79
Portugal	-	41	-	-	2.455	-
Greece	474	45	-90,41	20.700	2.750	-86,71
Hungary	104.863	93.081	-11,24	1.342.163	975.886	-27,29
Poland	93.110	150.448	61,58	4.345.730	5.072.689	16,73
Romania	749	1	-99,83	11.127	368	-96,69
Bulgaria	3.744	5.427	44,97	155.284	263.390	69,62
Armenia	1	-	-	1	-	-
Azerbaijan	-0	-	-	1.563	-	-
Kazakhstan	-0	2	81.550,00	14	8	-44,44
Uzbekistan	-	-0	-	-	550	-
Lithuania	1.524	614	-59,75	628.321	225.971	-64,04
Latvia	1.903	4.366	129,38	65.850	76.778	16,60
Croatia	35.666	-	-	987.755	-	-
Malta	4.366	-	-	147.350	-	-
Slovakia	90	-	-	960	-	-
Slovenia	157	-	-	4.850	-	-
Czech Republic	197.573	167.160	-15,39	2.960.476	2.841.540	-4,02
Rep. of Macedonia	-	125	-	-	7.500	-
Russia Federation	44	4.728	10.559,25	12.445	115.970	831,87
Serbia	70	-	-	1.385	-	-
<b>Peralatan Rumah Tangga</b>	<b>64.111.874</b>	<b>85.353.288</b>	<b>33,13</b>	<b>569.809.148</b>	<b>682.575.980</b>	<b>19,79</b>
Japan	2.724.624	1.321.330	-51,50	16.002.521	10.442.039	-34,75
Hong Kong	374.630	285.103	-23,90	2.137.484	2.104.183	-1,56
Korea, Republic of	4.461.320	5.492.192	23,11	19.477.535	21.970.984	12,80
Taiwan	1.042.711	1.068.167	2,44	4.913.424	4.582.426	-6,74
China	116.849	141.193	20,83	4.314.310	4.197.112	-2,72
Macau	5.544	3.028	-45,38	46.400	25.108	-45,89
Papua New Guinea	19.414	35.028	80,43	1.673.562	180.838	-89,19
Thailand	3.231.360	3.537.825	9,48	14.443.100	13.804.970	-4,42
Singapore	4.993.203	708.745	-85,81	34.195.735	4.576.877	-86,62
Philippines	2.859.238	2.866.534	0,26	12.593.136	11.619.918	-7,73
Malaysia	1.777.936	1.455.002	-18,16	10.749.982	8.229.341	-23,45
Myanmar	13.206	79.061	498,67	55.843	309.493	454,22
Cambodia	398.825	378.942	-4,99	1.671.162	1.467.884	-12,16
Brunei Darussalam	4.184	18.680	346,42	13.382	68.119	409,02
Lao People'S Dem. Rep.	19.000	-	-	30.000	-	-
Nepal	36.741	118.315	222,02	103.541	342.262	230,56
Viet Nam	1.416.727	2.348.947	65,80	6.351.617	9.243.937	45,54
Maldives	6.224	1.478	-76,26	33.420	6.654	-80,09
India	6.851.813	882.915	-87,11	32.902.264	11.714.531	-64,40
Bangladesh	137.654	116.446	-15,41	811.938	721.930	-11,09
Sri Lanka	1.547	18.453	1.092,99	10.612	83.914	690,78
Iraq	139.274	101.121	-27,39	701.703	399.214	-43,11
Saudi Arabia	596.372	626.902	5,12	2.631.312	2.762.096	4,97
Israel	632.164	691.741	9,42	2.420.622	2.523.104	4,23
Kuwait	17.808	21.423	20,30	78.715	104.687	33,00
Jordan	59.941	59.505	-0,73	376.863	379.649	0,74
Lebanon	51.480	169.160	228,59	263.166	688.277	161,54
Yemen	45.344	73.039	61,08	190.393	300.397	57,78
Oman	117.920	268.856	128,00	528.950	1.204.925	127,80
Turkey	759.912	934.367	22,96	6.552.291	8.851.363	35,09
United Arab Emirates	1.110.402	1.603.270	44,39	11.058.507	13.844.047	25,19
Qatar	128.134	221.808	73,11	555.360	850.432	53,13
Bahrain	71.699	92.288	28,72	298.950	363.620	21,63
Egypt	516.739	857.565	65,96	2.626.107	3.497.910	33,20
Libyan Arab Jamahiriya	197.229	46.909	-76,22	852.072	198.519	-76,70
Morocco	312.415	417.997	33,80	1.648.351	1.807.588	9,66
Tunisia	34.170	17.015	-50,20	144.573	67.916	-53,02
Algeria	430.474	534.427	24,15	1.444.869	1.614.161	11,72
Sudan	35.112	-	-	164.717	-	-
Namibia	15	-	-	400	-	-
Ethiopia	-	8.308	-	-	27.784	-
Tanzania, United Rep. of	53.303	48.878	-8,30	234.177	191.926	-18,04
Madagascar	411	131	-68,20	296	692	134,25
Somalia	256.506	150.503	-41,33	1.138.619	600.967	-47,22
Kenya	179.983	259.176	44,00	702.889	927.936	32,02
Reunion	-	17.717	-	-	68.039	-
Equatorial Guinea	-	3.455	-	-	12.344	-
Togo	21	41.230	196.234,30	124	171.815	138.125,90
Ghana	47.448	56.545	19,17	243.014	220.335	-9,33
Liberia	4.637	-	-	21.001	-	-
Guinea	4.183	-	-	19.253	-	-
Congo	14.118	4.470	-68,34	415.890	14.864	-96,43
Cameroon	13.306	19.273	44,84	61.437	73.354	19,40
Nigeria	1.174.084	619.380	-47,25	5.710.478	2.457.663	-56,96
Gabon	18.931	4.557	-75,93	83.416	18.434	-77,90

Lanjutan Tabel 3.6

Komoditas/Negara Tujuan	Berat Bersih (kg)		Perub %	Nilai FOB (US\$)		Perub %
	Jan-Jul 2023	Jan-Jul 2024		Jan-Jul 2023	Jan-Jul 2024	
	(1)	(2)	(3)	(4)	(5)	(6)
Cote D'Ivoire	13.158	13.095	-0,48	60.214	51.153	-15,05
Senegal	109.781	53.635	-51,14	550.967	227.837	-58,65
Mali	11	-	-	115	-	-
Benin	30.571	4.386	-85,65	144.306	21.462	-85,13
Gambia	32	78	143,75	338	458	35,72
Seychelles	604	-	-	5.949	-	-
Central African Republic	99	-	-	1.596	-	-
Djibouti	10.160	15.240	50,00	42.213	51.606	22,25
South Africa	30.975	7.119	-77,02	656.307	271.246	-58,67
Zambia	-	12.876	-	-	42.097	-
Comoros	-	3.211	-	-	16.397	-
Mauritius	35.057	71.149	102,95	244.178	459.927	88,36
Democratic Rep. of the Congo	36.526	10.494	-71,27	165.460	38.929	-76,47
Australia	1.565.633	1.708.064	9,10	10.211.200	8.532.568	-16,44
New Zealand	29.838	30.300	1,55	136.590	118.269	-13,41
Guam	-	29.082	-	-	123.703	-
New Caledonia	-	244	-	-	1.522	-
Fiji	81.975	14.348	-82,50	369.157	86.300	-76,62
Kiribati	125	577	360,32	460	1.226	166,52
East Timor	407.499	423.479	3,92	1.210.235	1.290.996	6,67
United States	11.024.397	30.373.741	175,51	175.033.349	278.509.636	59,12
Canada	519.911	1.165.195	124,11	10.454.762	17.823.759	70,48
Mexico	123.337	1.068.872	766,63	2.637.139	7.183.233	172,39
Guatemala	491.429	868.673	76,76	2.172.332	3.584.209	64,99
Honduras	108.289	312.546	188,62	474.588	1.289.449	171,70
Nicaragua	145.722	305.054	109,34	627.933	1.239.154	97,34
Panama	204.368	466.792	128,41	1.101.500	2.244.673	103,78
Curacao	-	4.422	-	-	18.379	-
Chile	442.120	493.907	11,71	4.017.266	3.438.203	-14,41
Venezuela	95.465	30.894	-67,64	439.632	127.226	-71,06
Argentina	235.742	265.000	12,41	2.555.141	3.411.474	33,51
Brazil	924.297	4.356.166	371,29	10.951.152	23.914.876	118,38
Colombia	100.104	760.331	659,54	486.186	2.998.104	516,66
Uruguay	59.336	149.690	152,28	592.524	918.844	55,07
Paraguay	45.544	107.973	137,07	251.138	461.763	83,87
Ecuador	29.881	268.921	799,97	179.714	1.188.311	561,22
Peru	1.169.581	2.154.915	84,25	5.490.647	8.797.058	60,22
Guyana	4.296	-	-	27.225	-	-
Trinidad and Tobago	12.800	22.226	73,64	55.130	100.629	82,53
Jamaica	450	-	-	13.369	-	-
Dominican Republic	111.868	-	-	436.726	-	-
El Salvador	218.352	527.306	141,49	955.575	2.164.716	126,54
Costa Rica	39.366	58.433	48,44	178.027	289.975	62,88
Barbados	-	4.288	-	-	17.755	-
Aruba	-	4.368	-	-	18.429	-
Netherlands Antilles	8.584	5	-99,94	41.182	4	-99,99
United Kingdom	246.947	463.193	87,57	4.677.973	8.067.212	72,45
Netherlands	1.533.231	1.724.973	12,51	36.842.700	48.311.250	31,13
France	721.675	1.128.814	56,42	7.839.669	13.325.168	69,97
Germany, Fed. Rep. of	456.031	32.832	-92,80	5.461.070	376.075	-93,11
Austria	126	-	-	10.035	-	-
Belgium	203.622	300.193	47,43	2.580.737	3.439.308	33,27
Switzerland	55.654	51.050	-8,27	665.107	594.334	-10,64
Ireland	42	-	-	3.232	-	-
Italy	495.771	915.237	84,61	5.460.382	8.068.296	47,76
Spain	567.235	931.743	64,26	6.393.747	10.348.062	61,85
Portugal	75.261	66.125	-12,14	382.743	278.166	-27,32
Greece	255.931	159.555	-37,66	1.302.901	736.101	-43,50
Hungary	1.011.890	1.611.904	59,30	19.623.255	29.448.164	50,07
Poland	702.966	625.785	-10,98	27.024.255	20.490.669	-24,18
Romania	707.191	1.010.727	42,92	7.680.649	9.568.184	24,58
Bulgaria	147.865	71.671	-51,53	732.594	335.547	-54,20
Belarus	-	64.272	-	-	332.206	-
Kazakhstan	386.071	255.978	-33,70	2.163.104	1.210.551	-44,04
Georgia	312.331	455.417	45,81	1.332.744	1.795.570	34,73
Croatia	26.136	49.494	89,37	269.314	238.116	-11,58
Bosnia and Herzegovina	-	4.550	-	-	20.849	-
Slovakia	217.788	409.861	88,19	2.669.480	4.561.644	70,88
Rep. of Macedonia	43	-	-	564	-	-
Russia Federation	-	76	-	-	933	-
Montenegro	4.500	4.345	-3,44	21.888	17.441	-20,32
<b>Batu Baterai dan Akumulator Listrik</b>	<b>52.826.109</b>	<b>69.854.699</b>	<b>32,24</b>	<b>363.798.162</b>	<b>542.587.278</b>	<b>49,15</b>
Japan	3.654.133	2.595.858	-28,96	25.779.004	21.659.302	-15,98
Hong Kong	471.100	401.576	-14,76	13.556.120	14.828.382	9,39
Korea, Republic of	941.087	7.216.128	666,79	5.440.985	147.716.467	2.614,88
Taiwan	1.395.938	1.561.877	11,89	8.161.617	8.475.597	3,85
China	419.722	654.990	56,05	24.668.342	30.690.190	24,41
Papua New Guinea	1.084.758	1.363.528	25,70	3.691.034	4.921.983	33,35
Thailand	1.165.997	2.051.024	75,90	8.021.971	11.556.649	44,06
Singapore	2.897.677	3.621.251	24,97	45.725.873	49.100.331	7,38

Lanjutan Tabel 3.6

Komoditas/Negara Tujuan	Berat Bersih (kg)		Perub %	Nilai FOB (US\$)		Perub %
	Jan-Jul 2023	Jan-Jul 2024		Jan-Jul 2023	Jan-Jul 2024	
	(1)	(2)	(3)	(4)	(5)	(6)
Philippines	3.424.288	4.167.187	21,69	17.247.275	20.217.902	17,22
Malaysia	4.092.980	4.026.776	-1,62	16.372.155	18.571.159	13,43
Myanmar	188.102	62.805	-66,61	607.730	178.663	-70,60
Cambodia	13.985	-	-	77.304	-	-
Brunei Darussalam	78.596	115.584	47,06	323.163	399.716	23,69
Viet Nam	2.019.736	1.853.545	-8,23	8.359.031	7.642.711	-8,57
Maldives	972	86.964	8.846,93	6.709	226.065	3.269,54
India	3.023.003	3.510.052	16,11	12.484.977	15.425.037	23,55
Pakistan	78.707	55.670	-29,27	355.934	280.710	-21,13
Bangladesh	384.327	621.734	61,77	1.322.233	2.305.900	74,39
Sri Lanka	236.776	189.012	-20,17	1.032.531	835.414	-19,09
Afghanistan	40.214	92.215	129,31	114.090	297.867	161,08
Iran (Islamic Republic of)	69.441	53.158	-23,45	216.482	175.648	-18,86
Saudi Arabia	690.647	812.681	17,67	2.494.181	2.889.712	15,86
Israel	2.159	-0	-99,98	4.620	91	-98,03
Kuwait	225.494	330.862	46,73	481.732	811.634	68,48
Lebanon	6.409	-	-	29.444	-	-
Yemen	1.304.250	333.056	-74,46	4.288.490	1.030.084	-75,98
Oman	104.562	138.387	32,35	295.053	411.620	39,51
Turkey	64.003	214	-99,67	242.908	7.395	-96,96
United Arab Emirates	1.228.555	2.668.101	117,17	5.070.353	8.222.642	62,17
Qatar	47.465	49.643	4,59	352.385	188.237	-46,58
Bahrain	1.235	28.409	2.200,44	9.499	95.552	905,92
Egypt	184.356	168.604	-8,54	779.479	455.095	-41,62
Libyan Arab Jamahiriya	3.120	15	-99,52	25.811	-0	-100,00
Algeria	-0	157	979.031,25	4.619	5.824	26,10
Sudan	2.092.876	1.533.867	-26,71	4.668.802	3.945.163	-15,50
Ethiopia	550.542	22	-100,00	1.990.185	724	-99,96
Tanzania, United Rep. of	48.591	517.024	964,03	158.021	1.207.776	664,31
Somalia	62.519	189.171	202,58	190.661	567.042	197,41
Kenya	384.743	570.941	48,40	1.133.690	1.600.023	41,13
Equatorial Guinea	68.784	49.683	-27,77	204.811	134.677	-34,24
Guinea	16.122	16.007	-0,72	39.384	37.928	-3,70
Angola	3	16.110	603.282,40	1.958	42.891	2.090,06
Nigeria	27.852	14.586	-47,63	244.007	136.709	-43,97
Gabon	-	-0	-	-	39	-
Cote D'Ivoire	-	-0	-	-	78	-
Gambia	-	69	-	-	985	-
Seychelles	17.154	41.024	139,15	42.856	107.935	151,86
Uganda	-	876	-	-	2.662	-
Djibouti	89.940	247.337	175,00	229.734	641.179	179,10
South Africa	23.438	10.821	-53,83	102.757	67.453	-34,36
Mauritius	-	44.319	-	-	113.342	-
Mayotte	2.037	10.832	431,76	12.256	55.178	350,21
Australia	459.016	552.881	20,45	1.865.303	2.514.393	34,80
New Zealand	256.536	196.019	-23,59	1.312.612	936.236	-28,67
New Caledonia	22.238	-	-	48.815	-	-
Vanuatu	14.898	28.539	91,57	44.402	76.262	71,75
Fiji	116.110	31.578	-72,80	403.766	99.786	-75,29
Samoa	21.764	31.484	44,66	60.477	88.228	45,89
Solomon Islands	84.836	98.250	15,81	360.514	438.732	21,70
Tonga	24.175	25.582	5,82	70.303	67.576	-3,88
East Timor	222.711	278.521	25,06	436.824	700.941	60,46
United States	7.506.614	12.801.268	70,53	58.678.710	79.172.890	34,93
Canada	484.092	631.436	30,44	2.253.312	2.801.012	24,31
Mexico	349.695	608.989	74,15	4.717.597	4.117.347	-12,72
Guatemala	164.093	39.253	-76,08	2.189.473	525.099	-76,02
Honduras	8.030	33.784	320,71	160.205	626.623	291,14
Nicaragua	9.378	13.813	47,30	199.254	241.024	20,96
Panama	40.678	40.180	-1,23	405.484	363.366	-10,39
Suriname	69.601	72.921	4,77	169.555	174.816	3,10
Chile	692.347	1.007.645	45,54	2.549.161	3.532.827	38,59
Argentina	53.884	155.950	189,42	324.560	1.259.595	288,09
Brazil	221.348	451.084	103,79	2.496.508	3.034.783	21,56
Colombia	847.620	1.059.107	24,95	3.458.162	3.929.168	13,62
Bolivia	11.689	-	-	39.516	-	-
Uruguay	58.462	20.702	-64,59	378.291	187.210	-50,51
Paraguay	66.367	111.939	68,67	165.579	278.532	68,22
Ecuador	98.619	154.419	56,58	438.753	634.576	44,63
Peru	288.340	93.492	-67,58	1.684.155	382.245	-77,30
Guyana	-	30.912	-	-	104.091	-
Dominican Republic	95.457	78.035	-18,25	723.803	532.235	-26,47
El Salvador	47.741	28.241	-40,84	371.300	239.780	-35,42
Costa Rica	82.244	97.638	18,72	346.861	377.147	8,73
Haiti	16.559	-	-	42.973	-	-
Barbados	20.170	-	-	39.482	-	-
French Polynesia	4.124	6.496	57,52	19.432	28.262	45,44
Saint Lucia	-	14.865	-	-	39.508	-
United Kingdom	1.081.579	2.373.363	119,44	2.723.900	6.174.473	126,68
Netherlands	512.243	1.488.405	190,57	29.876.481	28.477.622	-4,68
France	211.498	181.866	-14,01	806.884	629.647	-21,97



Lanjutan Tabel 3.6

Komoditas/Negara Tujuan	Berat Bersih (kg)		Perub %	Nilai FOB (US\$)		Perub %
	Jan-Jul 2023	Jan-Jul 2024		Jan-Jul 2023	Jan-Jul 2024	
(1)	(2)	(3)	(4)	(5)	(6)	(7)
Germany, Fed. Rep. of	7.087	36.711	418,01	402.129	1.418.234	252,68
Austria	1	-	-	155	-	-
Belgium	135.445	650.558	380,31	1.845.768	4.059.597	119,94
Switzerland	280	1.175	319,94	63.406	168.298	165,43
Denmark	440	590	34,09	1.464	11.454	682,37
Norway	-	1	-	-	11.592	-
Sweden	208.141	259.968	24,90	494.658	641.512	29,69
Finland	1	39.801	2.842.844,29	270	95.329	35.207,20
Ireland	-0	67	166.802,50	7	8.262	116.598,98
Italy	1.302.029	2.180.750	67,49	3.152.619	5.456.474	73,08
Spain	267.071	347.053	29,95	1.132.796	1.312.879	15,90
Portugal	61.570	79.720	29,48	144.401	185.406	28,40
Greece	1.026.747	737.943	-28,13	2.175.052	1.584.138	-27,17
Hungary	255	-	-	23.142	-	-
Poland	2.563.592	530.598	-79,30	17.652.822	6.369.399	-63,92
Romania	24	-	-	764	-	-
Georgia	60.274	57.354	-4,84	184.046	193.308	5,03
<b>Kabel Serat Optik</b>	<b>1.411.525</b>	<b>1.304.154</b>	<b>-7,61</b>	<b>39.966.379</b>	<b>24.437.482</b>	<b>-38,85</b>
Japan	1.954	481	-75,37	200.680	13.356	-93,34
Hong Kong	-	217	-	-	3.037	-
Korea, Republic of	7.772	67.149	763,93	9.093	385.444	4.138,80
China	24.430	137.893	464,43	11.490.860	6.834.926	-40,52
Papua New Guinea	-	3	-	-	3	-
Thailand	150	26	-82,67	20.580	8.489	-58,75
Singapore	147.203	109.529	-25,59	570.837	899.248	57,53
Philippines	53	43.308	82.056,54	2.807	743.361	26.383,60
Malaysia	268.916	205.589	-23,55	1.542.523	746.830	-51,58
Myanmar	-	60.799	-	-	241.843	-
Cambodia	780	262	-66,41	149.268	3.057	-97,95
Brunei Darussalam	-	1	-	-	85	-
Viet Nam	-	15.690	-	-	67.452	-
India	19.223	59.035	207,11	875.723	452.524	-48,33
Bangladesh	3.926	-	-	214.613	-	-
Kuwait	-	-0	-	-	85	-
Morocco	77.880	-	-	4.031.735	-	-
Ethiopia	19	-	-	192	-	-
Liberia	-	15	-	-	691	-
Nigeria	1	-	-	30	-	-
South Africa	-	7.997	-	-	328.251	-
Australia	-	31	-	-	2.573	-
Samoa	-	50.521	-	-	341.076	-
East Timor	10.232	667	-93,48	10.203	3.176	-68,87
United States	67.599	163.508	141,88	5.921.345	3.614.919	-38,95
Brazil	-	237	-	-	402	-
Ecuador	-	2	-	-	681	-
Belize	-	9.056	-	-	44.980	-
Netherlands	16	6.133	38.207,40	940	1.082.337	115.103,53
France	199.798	242	-99,88	5.817.975	27.243	-99,53
Germany, Fed. Rep. of	1	266	44.261,67	6	13.295	240.539,80
Austria	2.585	-	-	89.364	-	-
Belgium	99.081	-	-	1.942.914	-	-
Switzerland	-	1	-	-	2	-
Spain	148.482	-	-	1.553.790	-	-
Greece	151.005	-	-	1.100.369	-	-
Poland	39.733	187.971	373,09	2.639.401	7.843.710	197,18
Romania	54.652	5.925	-89,16	377.623	48.375	-87,19
Bulgaria	38.328	-	-	169.648	-	-
Croatia	14.287	-	-	514.080	-	-
Slovenia	33.419	171.600	413,48	719.780	686.031	-4,69
<b>Mesin untuk Keperluan Umum</b>	<b>114.596.587</b>	<b>137.881.586</b>	<b>20,32</b>	<b>1.119.867.636</b>	<b>1.379.720.670</b>	<b>23,20</b>
Japan	10.319.643	9.714.320	-5,87	120.350.252	108.134.532	-10,15
Hong Kong	201.471	573.309	184,56	3.257.295	7.122.740	118,67
Korea, Dem. People'S Rep.	-	3.538	-	-	37.975	-
Korea, Republic of	7.573.194	6.625.177	-12,52	35.292.322	30.190.159	-14,46
Taiwan	703.894	1.025.300	45,66	5.750.074	12.321.806	114,29
China	5.617.908	8.518.376	51,63	44.989.502	122.720.616	172,78
Mongolia	95	4.711	4.864,00	3.025	132.995	4.296,04
Macau	1.430	-	-	13.905	-	-
Papua New Guinea	181.805	135.314	-25,57	3.220.110	1.208.806	-62,46
Thailand	25.977.947	18.207.876	-29,91	176.708.207	155.223.417	-12,16
Singapore	10.666.997	14.450.437	35,47	172.593.786	198.809.649	15,19
Philippines	3.078.319	3.043.437	-1,13	29.399.604	25.909.928	-11,87
Malaysia	3.325.997	3.406.756	2,43	39.155.878	48.047.943	22,71
Myanmar	320.671	51.518	-83,93	3.264.656	393.321	-87,95
Cambodia	79.441	51.608	-35,04	788.617	484.414	-38,57
Brunei Darussalam	36.788	47.389	28,82	767.304	460.927	-39,93
Lao People'S Dem. Rep.	5.436	16	-99,71	59.097	3.319	-94,38
Nepal	844	164	-80,52	6.265	4.664	-25,56
Viet Nam	4.657.930	7.104.189	52,52	42.378.877	57.275.553	35,15



Lanjutan Tabel 3.6

Komoditas/Negara Tujuan	Berat Bersih (kg)		Perub %	Nilai FOB (US\$)		Perub %
	Jan-Jul 2023	Jan-Jul 2024		Jan-Jul 2023	Jan-Jul 2024	
(1)	(2)	(3)	(4)	(5)	(6)	(7)
Maldives	40.361	35.900	-11,05	195.917	182.131	-7,04
India	3.356.891	4.278.708	27,46	24.074.150	48.140.458	99,97
Pakistan	154.886	488.657	215,49	2.773.429	5.760.911	107,72
Bangladesh	150.159	105.298	-29,88	4.358.199	1.166.048	-73,24
Sri Lanka	298.647	334.710	12,08	1.610.467	1.898.498	17,88
Iraq	10.533	31.774	201,65	64.533	213.638	231,06
Iran (Islamic Republic of)	14.104	196.891	1.296,01	80.363	611.805	661,30
Saudi Arabia	383.765	660.665	72,15	5.432.000	6.885.960	26,77
Israel	46.636	30.965	-33,60	242.508	492.628	103,14
Kuwait	841.455	603.378	-28,29	8.741.564	6.536.089	-25,23
Jordan	56.826	97.481	71,54	309.402	711.971	130,11
Lebanon	24.916	2.849	-88,56	86.848	37.340	-57,00
Yemen	75.154	105.225	40,01	335.458	543.180	61,92
Oman	116.707	31.847	-72,71	1.606.369	404.091	-74,84
Turkey	588.705	385.582	-34,50	9.952.232	7.718.891	-22,44
United Arab Emirates	1.333.592	1.440.243	8,00	16.293.422	15.604.706	-4,23
Qatar	111.902	153.365	37,05	1.089.123	628.636	-42,28
Bahrain	1.240	29.348	2.266,58	70.637	219.330	210,51
Cyprus	-	53	-	-	279	-
Egypt	133.307	94.640	-29,01	759.837	1.383.312	82,05
Libyan Arab Jamahiriya	1.169.252	10.313	-99,12	839.872	288.182	-65,69
Morocco	5.349	6.416	19,95	90.351	63.871	-29,31
Tunisia	310	579	86,91	3.866	7.290	88,57
Algeria	38.638	203.732	427,29	317.159	1.922.169	506,06
Sudan	651.513	18.306	-97,19	4.114.409	191.624	-95,34
Lesotho	-	2	-	-	601	-
Namibia	-	1.156	-	-	5.277	-
Ethiopia	466.948	-	-	210.522	-	-
Tanzania, United Rep. of	5.936	10.312	73,72	94.390	431.205	356,83
Madagascar	76	478	526,67	2.118	11.511	443,42
Somalia	4.050	110.014	2.616,12	21.087	477.439	2.164,16
Kenya	17.381	125.198	620,32	111.269	513.563	361,55
Botswana	2.900	-	-	30.724	-	-
Equatorial Guinea	-	330	-	-	1.026	-
Togo	225	4.401	1.856,00	85	18.954	22.264,62
Ghana	94.869	81.349	-14,25	438.300	399.322	-8,89
Liberia	-	7	-	-	503	-
Guinea	278	541	94,74	12.038	41.141	241,76
Angola	1.039	987	-4,97	40.946	54.612	33,38
Congo	510	280	-45,09	61.105	14.383	-76,46
Cameroon	12.898	9.350	-27,51	102.927	64.900	-36,95
Nigeria	423.558	428.393	1,14	1.173.003	2.315.609	97,41
Sierra Leone	-	16.082	-	-	76.992	-
Gabon	7.731	909	-88,25	45.805	90.566	97,72
Cote D'Ivoire	1.480	6.175	317,16	69.912	202.666	189,89
Senegal	342.034	137.001	-59,95	1.647.937	649.990	-60,56
Mauritania	40.989	748	-98,17	219.286	8.866	-95,96
Mali	310	92	-70,14	13.155	5.206	-60,43
Benin	33.250	19.000	-42,86	160.221	91.555	-42,86
Burkina Faso	28.856	-	-	139.741	-	-
Gambia	98	159	62,24	1.616	1.484	-8,12
Seychelles	79	61	-22,70	2.580	14.265	452,85
Uganda	26.315	1.657	-93,70	110.398	2.558	-97,68
Central African Republic	250	-	-	8.716	-	-
Djibouti	232	-	-	2.291	-	-
Swaziland	2	-	-	13	-	-
South Africa	693.770	484.309	-30,19	5.849.568	3.980.749	-31,95
Zambia	-	15.062	-	-	102.188	-
Comoros	-	845	-	-	6.715	-
Mauritius	32.915	31.862	-3,20	250.366	224.942	-10,15
Democratic Rep. of the Congo	13.757	8.772	-36,24	59.901	38.034	-36,51
Australia	2.011.635	2.668.694	32,66	22.919.229	28.289.501	23,43
New Zealand	131.479	99.680	-24,19	1.292.192	1.064.498	-17,62
New Caledonia	-	84	-	-	1.350	-
Vanuatu	349	452	29,45	23.835	8.603	-63,91
Fiji	6.342	10.053	58,52	63.242	101.160	59,96
Kiribati	1.765	2.614	48,11	12.359	23.213	87,83
Marshall Islands	6.775	49.355	628,49	50.450	240.905	377,51
Solomon Islands	2.079	2.778	33,63	42.705	34.916	-18,24
Tonga	9.681	-	-	30.527	-	-
Tuvalu	11.115	-	-	90.777	-	-
East Timor	666.279	862.815	29,50	4.138.487	2.966.586	-28,32
United States	14.581.914	21.540.542	47,72	170.457.227	258.681.690	51,76
Canada	128.869	193.299	50,00	1.383.202	21.698.974	1.468,75
Mexico	1.234.884	2.176.830	76,28	13.641.388	27.648.970	102,68
Guatemala	56.232	152.740	171,62	467.328	976.313	108,91
Honduras	33.766	30.475	-9,75	244.482	205.397	-15,99
Nicaragua	5.202	4.839	-6,98	32.428	21.173	-34,71
Panama	116.151	32.537	-71,99	969.120	630.585	-34,93
Curacao	-	56	-	-	33	-
Suriname	-	2	-	-	774	-

Lanjutan Tabel 3.6

Komoditas/Negara Tujuan	Berat Bersih (kg)		Perub %	Nilai FOB (US\$)		Perub %
	Jan-Jul 2023	Jan-Jul 2024		Jan-Jul 2023	Jan-Jul 2024	
(1)	(2)	(3)	(4)	(5)	(6)	(7)
Chile	204.639	210.955	3,09	1.658.876	2.169.459	30,78
Argentina	117.942	163.450	38,59	3.596.489	3.326.714	-7,50
Brazil	1.847.111	1.243.173	-32,70	22.447.078	17.854.499	-20,46
Colombia	135.459	139.348	2,87	1.379.189	1.652.193	19,79
Bolivia	2.173	20	-99,08	10.843	6.963	-35,78
Uruguay	17.317	20.987	21,20	163.999	162.919	-0,66
Paraguay	77.931	91.042	16,82	557.726	600.784	7,72
Ecuador	853.543	718.764	-15,79	4.233.794	3.975.437	-6,10
Peru	151.969	255.711	68,27	1.166.736	2.013.767	72,60
Guyana	11.138	19.705	76,92	78.670	118.415	50,52
Trinidad and Tobago	6.312	19.412	207,52	46.157	8.707.432	18.764,64
Bahamas	123	78	-36,12	602	703	16,73
Jamaica	86	3.215	3.619,39	688	4.382	537,30
Dominican Republic	90.281	206.036	128,21	641.410	2.273.267	254,42
El Salvador	10.974	9.637	-12,19	152.694	143.040	-6,32
Costa Rica	39.127	42.188	7,82	370.045	389.490	5,25
Haiti	5.884	12.172	106,88	45.812	94.984	107,33
Barbados	1.062	1.085	2,17	7.603	7.043	-7,36
Aruba	502	9	-98,29	1.449	122	-91,56
Bermuda	192	122	-36,41	853	500	-41,43
Cayman Islands	-	3	-	-	27	-
French Guiana	30	-	-	320	-	-
French Polynesia	1.135	1	-99,91	20.061	28	-99,86
Grenada	67	-	-	222	-	-
Netherlands Antilles	131	53	-59,12	1.054	466	-55,79
Saint Lucia	-	103	-	-	628	-
Guadeloupe	14.059	274	-98,05	174.551	616	-99,65
Virgin Islands (British)	81	310	284,52	140	7.101	4.979,32
United Kingdom	269.237	435.458	61,74	8.475.691	20.139.154	137,61
Netherlands	593.592	17.197.826	2.797,24	11.707.181	16.288.883	39,14
France	823.902	929.035	12,76	7.712.128	8.993.698	16,62
Germany, Fed. Rep. of	1.708.304	1.695.682	-0,74	25.095.280	21.012.423	-16,27
Austria	67.797	19.632	-71,04	826.107	290.565	-64,83
Belgium	1.089.091	871.792	-19,95	12.543.442	8.715.156	-30,52
Switzerland	78.717	29.420	-62,63	753.513	365.232	-51,53
Luxembourg	9	615	6.810,11	674	17.064	2.431,16
Gibraltar	-	127	-	-	5.680	-
Denmark	2.413	1.240	-48,60	70.183	98.236	39,97
Norway	14.639	33.213	126,88	2.251.541	7.872.216	249,64
Sweden	116.079	31.450	-72,91	944.100	152.489	-83,85
Finland	13.245	247	-98,14	97.342	3.140	-96,77
Ireland	8.916	21.991	146,65	64.530	445.156	589,85
Italy	419.617	271.130	-35,39	4.010.980	4.828.753	20,39
Spain	73.845	67.457	-8,65	669.314	390.371	-41,68
Portugal	13.227	4.076	-69,19	79.577	26.954	-66,13
Iceland	15	-	-	4.354	-	-
Greece	122.947	127.591	3,78	935.383	1.270.819	35,86
Hungary	1.230	20.492	1.566,13	24.775	3.535.042	14.168,62
Poland	279.047	290.717	4,18	2.428.629	2.594.059	6,81
Romania	255	8.862	3.372,22	2.631	85.786	3.160,87
Bulgaria	6.939	-	-	44.706	-	-
Albania	13	16.416	126.173,85	1.802	64.579	3.483,73
Kazakhstan	3.140	40.122	1.177,59	16.756	595.364	3.453,09
Kyrgyzstan	525	-	-	32.760	-	-
Turkmenistan	-0	-	-	261	-	-
Ukraine	5.642	5.468	-3,07	24.294	18.774	-22,72
Uzbekistan	-	10	-	-	709	-
Lithuania	10.555	14.792	40,14	51.928	116.775	124,88
Latvia	-	3.101	-	-	32.618	-
Estonia	27.743	-	-	168.798	-	-
Georgia	-	3.275	-	-	21.845	-
Croatia	12.140	-	-	44.015	-	-
Slovenia	1.284	76	-94,05	28.463	6.723	-76,38
Czech Republic	122.471	106.382	-13,14	3.485.239	4.282.681	22,88
Russia Federation	1.507.470	842.300	-44,12	12.303.590	11.401.443	-7,33
Serbia	1.362	2	-99,89	30.725	40	-99,87
<b>Mesin untuk Keperluan Khusus</b>	<b>152.628.145</b>	<b>132.750.280</b>	<b>-13,02</b>	<b>810.141.621</b>	<b>697.387.706</b>	<b>-13,92</b>
Japan	15.524.881	12.826.320	-17,38	71.968.341	60.342.413	-16,15
Hong Kong	212.060	848.633	300,19	2.511.046	8.980.291	257,63
Korea, Republic of	5.131.062	4.277.720	-16,63	11.229.891	10.373.349	-7,63
Taiwan	370.605	434.988	17,37	2.376.210	2.239.549	-5,75
China	2.040.811	2.342.346	14,78	17.284.009	15.850.253	-8,30
Mongolia	6	1.038.852	17.548.075,68	244	9.755.100	4.000.515,16
Macau	-0	-	-	-0	-	-
Papua New Guinea	1.047.745	458.255	-56,26	4.687.733	2.398.557	-48,83
Thailand	10.793.638	7.383.971	-31,59	61.655.050	44.106.320	-28,46
Singapore	11.019.392	8.452.265	-23,30	93.411.295	75.474.891	-19,20
Philippines	2.665.188	3.085.785	15,78	38.296.419	37.667.548	-1,64
Malaysia	14.304.893	13.390.492	-6,39	45.437.400	32.339.249	-28,83
Myanmar	1.326.395	50.969	-96,16	4.309.653	342.040	-92,06

Lanjutan Tabel 3.6

Komoditas/Negara Tujuan	Berat Bersih (kg)		Perub %	Nilai FOB (US\$)		Perub %
	Jan-Jul 2023	Jan-Jul 2024		Jan-Jul 2023	Jan-Jul 2024	
	(1)	(2)	(3)	(4)	(5)	(6)
Cambodia	672.981	644.486	-4,23	2.792.208	2.416.027	-13,47
Brunei Darussalam	17.520	53.567	205,74	422.367	1.869.262	342,57
Lao People'S Dem. Rep.	242.999	385.280	58,55	1.071.040	1.673.451	56,25
Nepal	11	-	-	156	-	-
Viet Nam	3.010.742	1.116.689	-62,91	14.137.688	8.681.458	-38,59
Maldives	229	380	66,16	3.398	9.863	190,28
India	1.889.682	743.420	-60,66	10.098.203	6.064.299	-39,95
Pakistan	50.775	481.517	848,34	216.719	4.708.538	2.072,64
Bangladesh	171.974	30.131	-82,48	642.657	466.704	-27,38
Sri Lanka	36.920	80.510	118,06	518.820	1.456.300	180,69
Iraq	99.285	333.781	236,18	26.810	97.064	262,05
Iran (Islamic Republic of)	809.107	1.064.968	31,62	2.140.979	1.743.222	-18,58
Saudi Arabia	1.592.439	233.383	-85,34	8.780.496	392.697	-95,53
Israel	1.437	16.189	1.026,58	3.187	148.143	4.548,51
Kuwait	7.562	40.304	433,02	249.527	302.597	21,27
Jordan	854	-	-	2.435	-	-
Lebanon	41.894	-	-	27.000	-	-
Yemen	16.058	20.228	25,97	76.372	103.119	35,02
Oman	27.132	62.721	131,17	368.246	110.722	-69,93
Turkey	964.205	110.738	-88,52	5.545.879	319.224	-94,24
United Arab Emirates	5.328.834	9.552.564	79,26	9.584.148	11.368.076	18,61
Qatar	98.263	311.819	217,33	48.634	428.932	781,96
Bahrain	4.105	15.279	272,20	82.806	102.120	23,32
Egypt	545.421	756.061	38,62	331.309	649.459	96,03
Libyan Arab Jamahiriya	1.151.444	7.972	-99,31	3.261.488	87.474	-97,32
Morocco	4.510	109	-97,58	57.514	7.183	-87,51
Tunisia	27.858	1	-100,00	82.903	1.494	-98,20
Algeria	15.009	10.717	-28,60	30.579	9.631	-68,50
Sudan	16.209	52.972	226,82	76	293.039	385.893,84
Namibia	673.581	70.582	-89,52	6.035.536	169.284	-97,20
Ethiopia	269.677	1.044.865	287,45	1.059.327	3.893.725	267,57
Tanzania, United Rep. of	458.735	638.945	39,28	1.896.280	2.488.865	31,25
Madagascar	6.025	2.264	-62,42	40.115	7.280	-81,85
Somalia	-	50	-	-	240	-
Kenya	2.631	93.127	3.439,60	20.224	262.037	1.195,67
Mozambique	1	676	135.100,00	293	7.440	2.435,79
Botswana	3.926	-	-	17.892	-	-
Togo	1	-	-	210	-	-
Ghana	1.309.712	1.441.023	10,03	5.458.867	11.342.362	107,78
Liberia	169.061	68.004	-59,78	1.018.326	524.974	-48,45
Guinea	626.855	460.276	-26,57	2.431.923	1.625.111	-33,18
Angola	571.689	207.674	-63,67	2.616.014	883.426	-66,23
Congo	667	47.784	7.067,08	20.858	797.975	3.725,69
Cameroon	-	22.810	-	-	103.083	-
Nigeria	118.774	8.534	-92,82	373.007	159.743	-57,17
Sierra Leone	-	4.159	-	-	40.077	-
Gabon	48.904	-	-	220.522	-	-
Cote D'Ivoire	199.628	1.529.477	666,16	701.875	6.797.187	868,43
Senegal	44.400	6.449	-85,47	71.469	9.416	-86,83
Mauritania	456.371	223.359	-51,06	1.404.672	685.254	-51,22
Mali	-	131.241	-	-	777.583	-
Burkina Faso	788.852	2.458	-99,69	3.066.250	43.762	-98,57
Seychelles	-	7.464	-	-	167.800	-
Uganda	72.382	40	-99,94	1.600.873	10.296	-99,36
Djibouti	1.480.020	26	-100,00	5.924.393	175.064	-97,05
South Africa	4.374.897	3.543.475	-19,00	27.756.547	17.909.267	-35,48
Zambia	960.906	18.052	-98,12	2.982.711	56.525	-98,10
Mauritius	286	644	125,17	4.726	305	-93,55
Democratic Rep. of the Congo	50.513	-	-	92.358	-	-
Australia	23.226.729	14.171.488	-38,99	111.659.078	61.049.430	-45,33
New Zealand	679.527	508.767	-25,13	3.714.806	2.503.247	-32,61
New Caledonia	160.191	621	-99,61	1.176.185	7.752	-99,34
Fiji	5.247	8.351	59,17	30.593	43.546	42,34
Kiribati	1.504	2.154	43,23	12.617	10.518	-16,63
Solomon Islands	84.280	150.509	78,58	338.166	908.345	168,61
Tonga	4.658	-	-	9.299	-	-
Tuvalu	4.450	-	-	130.558	-	-
East Timor	692.070	2.451.513	254,23	2.439.417	7.170.334	193,94
United States	13.804.661	18.078.788	30,96	84.717.335	122.272.026	44,33
Canada	527.380	1.909.231	262,02	5.754.576	12.756.827	121,68
Mexico	519.678	413.650	-20,40	1.940.726	2.907.573	49,82
Guatemala	49.272	109.538	122,31	261.890	627.081	139,44
Honduras	48	76.003	158.240,47	2.450	453.171	18.396,76
Nicaragua	2.466	18.290	641,61	1.880	18.387	878,04
Panama	13.311	4.860	-63,49	77.683	27.434	-64,68
Chile	742.299	924.750	24,58	3.314.581	3.533.827	6,61
Argentina	133.968	254.221	89,76	582.080	799.081	37,28
Brazil	2.136.522	2.055.186	-3,81	18.862.797	18.832.609	-0,16
Colombia	128.556	458.673	256,79	445.303	2.005.404	350,35
Bolivia	511	-	-	12.310	-	-
Uruguay	118	464	292,21	2.278	6.247	174,21

Lanjutan Tabel 3.6

Komoditas/Negara Tujuan	Berat Bersih (kg)		Perub %	Nilai FOB (US\$)		Perub %
	Jan-Jul 2023	Jan-Jul 2024		Jan-Jul 2023	Jan-Jul 2024	
	(1)	(2)	(3)	(4)	(5)	(6)
Paraguay	35	-	-	2.783	-	-
Ecuador	71.725	150.441	109,75	237.229	238.614	0,58
Peru	2.219.519	2.031.668	-8,46	6.712.833	5.503.819	-18,01
Guyana	-	3.924	-	-	10.854	-
Trinidad and Tobago	26	20.360	78.207,08	444	52.430	11.708,45
Jamaica	4.200	-	-	36.000	-	-
Dominican Republic	-	21.376	-	-	131.085	-
El Salvador	-	4	-	-	2.999	-
Costa Rica	148	1.497	910,06	1.741	21.339	1.125,51
Haiti	-	11.760	-	-	72.878	-
United Kingdom	1.272.661	836.643	-34,26	11.986.471	9.407.538	-21,52
Netherlands	459.310	213.438	-53,53	3.144.349	2.154.344	-31,49
France	1.099.548	318.824	-71,00	12.412.136	4.526.732	-63,53
Germany, Fed. Rep. of	1.324.043	997.568	-24,66	14.969.757	13.307.361	-11,11
Austria	49	194	297,54	38.019	12.218	-67,86
Belgium	1.776.479	1.096.826	-38,26	11.400.305	6.205.809	-45,56
Switzerland	67.485	84.250	24,84	616.125	909.413	47,60
Luxembourg	4	4	2,44	783	935	19,44
Denmark	166.183	10.282	-93,81	1.419.274	150.359	-89,41
Norway	13.465	2.361	-82,46	154.119	247.948	60,88
Sweden	414.056	3.452	-99,17	3.066.953	84.040	-97,26
Finland	11.478	167.775	1.361,71	121.343	1.245.951	926,80
Ireland	74	32	-56,55	26.326	4.002	-84,80
Italy	905.282	299.869	-66,88	7.323.493	2.819.780	-61,50
Spain	832.679	837.043	0,52	3.509.940	3.067.486	-12,61
Portugal	1	2	82,18	925	2.391	158,39
Greece	14.548	-	-	12.169	-	-
Hungary	10	2.386	23.762,00	109	354.912	325.961,92
Poland	145.276	66	-99,95	1.179.322	5.054	-99,57
Romania	6.656	49.456	643,06	51.103	1.219.625	2.286,58
Bulgaria	541	24.780	4.476,49	15.362	260.265	1.594,19
Armenia	-	223.259	-	-	2.074.084	-
Azerbaijan	4.184	58	-98,60	79.545	552	-99,31
Kazakhstan	696.984	91.000	-86,94	1.989.109	423.139	-78,73
Turkmenistan	-	1.346	-	-	20.220	-
Uzbekistan	1	372	30.665,29	178	25.284	14.140,64
Lithuania	-	103	-	-	8.595	-
Latvia	-	804	-	-	9.418	-
Estonia	18	-	-	1.140	-	-
Georgia	1.998.263	-	-	4.080.105	-	-
Slovenia	207	4	-97,84	6.119	13.031	112,96
Czech Republic	3.280	384	-88,31	96.175	3.550	-96,31
Russia Federation	2.231.651	3.359.668	50,55	11.377.024	14.536.297	27,77
Serbia	-	102	-	-	2.774	-
<b>Kendaraan Bermotor Roda Empat atau Lebih</b>	<b>394.617.981</b>	<b>368.691.978</b>	<b>-6,57</b>	<b>3.882.656.596</b>	<b>3.745.654.359</b>	<b>-3,53</b>
Japan	16.896.926	2.433.234	-85,60	179.836.581	26.502.342	-85,26
Hong Kong	4.440	30.030	576,35	63.880	344.749	439,68
Korea, Republic of	20.788	57.654	177,34	206.625	810.421	292,22
Taiwan	2.028.853	1.931.595	-4,79	22.541.332	22.819.634	1,23
China	218.936	19.315	-91,18	3.469.117	198.001	-94,29
Papua New Guinea	542.715	261.294	-51,85	4.480.866	2.401.721	-46,40
Thailand	34.092.627	7.778.723	-77,18	346.721.368	91.460.546	-73,62
Singapore	172.189	289.001	67,84	529.327	4.342.159	720,32
Philippines	113.891.777	107.517.820	-5,60	1.123.198.596	1.077.614.090	-4,06
Malaysia	10.277.186	11.888.061	15,67	77.251.777	85.293.577	10,41
Myanmar	20.644	375.488	1.718,89	179.417	2.764.597	1.440,88
Cambodia	705.250	986.733	39,91	6.238.963	11.764.780	88,57
Brunei Darussalam	3.221.097	3.551.170	10,25	31.623.993	35.218.732	11,37
Lao People'S Dem. Rep.	14.355	268.903	1.773,23	129.957	4.143.398	3.088,29
Nepal	7.050	5.120	-27,38	121.642	75.959	-37,56
Viet Nam	35.897.048	52.625.552	46,60	339.447.298	565.181.238	66,50
Maldives	3.000	-	-	28.886	-	-
India	1.693.393	3.840.720	126,81	31.898.729	73.468.899	130,32
Pakistan	187.546	724.134	286,11	1.254.245	4.049.134	222,83
Bangladesh	498.604	177.936	-64,31	4.438.802	1.726.180	-61,11
Sri Lanka	3.205	5.660	76,60	33.494	61.062	82,30
Iraq	-	247.774	-	-	2.893.331	-
Iran (Islamic Republic of)	-	413.500	-	-	230.500	-
Saudi Arabia	48.475.820	47.518.719	-1,97	509.829.372	523.616.639	2,70
Kuwait	8.403.230	5.087.655	-39,46	91.202.735	60.780.683	-33,36
Jordan	619.540	444.200	-28,30	6.339.259	4.037.447	-36,31
Lebanon	1.239.308	698.630	-43,63	11.817.314	6.516.853	-44,85
Yemen	8.400	-	-	62.528	-	-
Oman	3.205.750	2.953.435	-7,87	36.360.997	36.258.655	-0,28
Turkey	-	4.135	-	-	46.353	-
United Arab Emirates	17.873.521	26.269.808	46,98	180.850.407	200.584.282	10,91
Qatar	3.085.845	4.345.767	40,83	31.816.675	50.966.311	60,19
Bahrain	1.614.085	1.308.449	-18,94	16.974.946	14.865.713	-12,43
Egypt	5.100	1.630.200	31.864,71	53.318	14.651.841	27.380,05

Lanjutan Tabel 3.6

Komoditas/Negara Tujuan	Berat Bersih (kg)		Perub %	Nilai FOB (US\$)		Perub %
	Jan-Jul 2023	Jan-Jul 2024		Jan-Jul 2023	Jan-Jul 2024	
	(1)	(2)	(3)	(4)	(5)	(6)
Libyan Arab Jamahiriya	2.440.056	1.990.679	-18,42	26.957.468	20.799.416	-22,84
Morocco	489.605	-	-	4.524.691	-	-
Tunisia	1.214.545	115.295	-90,51	6.384.418	1.516.465	-76,25
Tanzania, United Rep. of	9.435	10.252	8,66	106.349	96.956	-8,83
Kenya	111.435	13.805	-87,61	1.295.969	134.533	-89,62
Mozambique	64.395	77.274	20,00	506.975	647.406	27,70
Botswana	5.130	-	-	27.945	-	-
Togo	16.219	14.974	-7,68	190.026	176.019	-7,37
Ghana	7.470	7.470	-0	85.266	85.266	-0
Angola	82.170	24.900	-69,70	958.446	281.340	-70,65
Nigeria	69.660	173.060	148,44	619.816	1.452.289	134,31
Gabon	19.200	32.150	67,45	157.740	268.495	70,21
Mali	19.956	-	-	218.553	-	-
Benin	3.736	3.738	0,05	41.703	38.775	-7,02
Seychelles	5.740	-	-	102.912	-	-
Uganda	1.680	-	-	28.404	-	-
Djibouti	768.308	732.385	-4,68	7.559.933	7.429.356	-1,73
South Africa	2.090.404	1.493.412	-28,56	19.579.611	15.161.420	-22,57
Zimbabwe	14.765	-	-	172.620	-	-
Comoros	8.260	-	-	78.017	-	-
Mauritius	76.575	587.865	667,70	622.654	5.431.211	772,27
Democratic Rep. of the Congo	27.390	-	-	348.084	-	-
Australia	1.136.878	3.071.229	170,15	10.604.972	36.264.873	241,96
New Zealand	6.500	4.419	-32,01	14.300	37.231	160,35
Palau	44.295	10.810	-75,60	386.594	88.415	-77,13
New Caledonia	125.070	40.640	-67,51	1.075.463	383.508	-64,34
Saint Vincent and the Grenadines	15.780	17.850	13,12	150.497	182.867	21,51
Vanuatu	51.835	38.010	-26,67	424.683	289.285	-31,88
Fiji	346.109	244.236	-29,43	3.652.746	2.426.451	-33,57
Kiribati	2.725	-	-	27.720	-	-
Samoa	23.104	33.650	45,65	225.783	341.380	51,20
Solomon Islands	3.205	13.840	331,83	35.305	147.383	317,46
Tonga	19.350	11.610	-40,00	178.590	107.316	-39,91
East Timor	3.885.991	3.809.627	-1,97	21.731.190	18.810.494	-13,44
United States	90.862	88.896	-2,16	1.244.939	2.121.014	70,37
Canada	7.750	1.170	-84,90	61.867	4.650	-92,48
Mexico	36.993.469	32.023.134	-13,44	360.683.715	331.143.753	-8,19
Guatemala	2.404.693	2.663.868	10,78	20.936.632	26.381.927	26,01
Honduras	1.233.806	353.602	-71,34	10.678.351	3.487.494	-67,34
Nicaragua	2.163.832	2.925.918	35,22	18.712.195	26.907.945	43,80
Panama	2.792.651	3.149.371	12,77	26.277.200	29.521.445	12,35
Curacao	3.747	-	-	47.358	-	-
Suriname	58.490	11.635	-80,11	533.812	132.459	-75,19
Chile	5.548.873	7.789.593	40,38	47.566.805	77.271.720	62,45
Venezuela	13.920	723.575	5.098,10	162.268	8.526.427	5.154,53
Argentina	384.111	116.996	-69,54	4.442.436	1.599.480	-64,00
Brazil	2.460	-	-	92.224	-	-
Colombia	94.950	-	-	815.408	-	-
Bolivia	456.935	256.050	-43,96	4.307.737	2.830.387	-34,30
Uruguay	54.645	8.500	-84,45	651.967	63.570	-90,25
Paraguay	481.404	882.854	83,39	4.760.582	9.142.588	92,05
Ecuador	3.080.310	1.463.251	-52,50	25.768.769	12.256.664	-52,44
Peru	8.974.256	7.339.209	-18,22	73.238.141	63.899.703	-12,75
Guyana	61.560	9.140	-85,15	595.320	88.750	-85,09
Trinidad and Tobago	1.037.148	976.944	-5,80	10.646.880	11.697.257	9,87
Bahamas	196.020	303.854	55,01	1.813.715	3.512.005	93,64
Jamaica	1.222.702	924.673	-24,37	13.581.079	10.391.668	-23,48
Puerto Rico	246.110	224.808	-8,66	2.329.909	2.416.479	3,72
Belize	-	4.980	-	-	64.682	-
Dominican Republic	1.796.360	1.312.835	-26,92	19.407.461	14.158.459	-27,05
El Salvador	1.074.864	1.086.016	1,04	8.934.439	9.458.227	5,86
Costa Rica	2.764.384	3.443.309	24,56	25.536.967	35.382.174	38,55
Haiti	2.580	-	-	21.968	-	-
Barbados	266.890	337.343	26,40	2.568.645	3.534.285	37,59
Antigua and Barbuda	128.489	137.850	7,29	1.216.763	1.436.532	18,06
Aruba	152.138	202.934	33,39	1.539.439	2.192.764	42,44
Bermuda	63.765	132.845	108,34	557.272	1.392.213	149,83
Cayman Islands	57.410	82.595	43,87	599.937	986.998	64,52
Dominica	1.233.725	110.800	-91,02	11.620.470	931.776	-91,98
French Polynesia	52.046	33.056	-36,49	355.040	262.545	-26,05
Grenada	131.337	90.092	-31,40	1.458.332	1.029.436	-29,41
Netherlands Antilles	243.841	313.455	28,55	2.331.017	3.111.532	33,48
Saint Lucia	216.101	132.499	-38,69	2.186.743	1.467.387	-32,90
Turks and Caicos Islands	7.080	3.585	-49,36	59.131	31.309	-47,05
Guadeloupe	28.535	23.970	-16,00	182.508	148.303	-18,74
Saint Kitts and Nevis	108.100	56.660	-47,59	1.229.593	641.447	-47,83
Virgin Islands (British)	-	2.350	-	-	14.469	-
Sint Maarten (Dutch Part)	-	7.025	-	-	78.025	-
United Kingdom	54.624	17.106	-68,68	258.565	366.996	41,94
Netherlands	16.740	24.810	48,21	118.071	284.294	140,78
France	3.980	-	-	5.536	-	-

Lanjutan Tabel 3.6

Komoditas/Negara Tujuan	Berat Bersih (kg)		Perub %	Nilai FOB (US\$)		Perub %
	Jan-Jul 2023	Jan-Jul 2024		Jan-Jul 2023	Jan-Jul 2024	
	(1)	(2)	(3)	(4)	(5)	(6)
Germany, Fed. Rep. of	1.470	1.995	35,73	22.936	218.831	854,10
Belgium	472.407	534.500	13,14	4.396.660	5.085.163	15,66
Ireland	-	2.094	-	-	5.580	-
Italy	5	5	-13,46	79	737	829,49
Portugal	-	21.810	-	-	169.847	-
Greece	-	4.900	-	-	25.800	-
Uzbekistan	1.200	-	-	21.827	-	-
Russia Federation	-	69.921	-	-	1.489.186	-
<b>Suku Cadang dan Aksesori Kendaraan Bermotor Roda Empat atau Lebih</b>	<b>177.824.591</b>	<b>190.069.634</b>	<b>6,89</b>	<b>1.382.640.253</b>	<b>1.520.033.962</b>	<b>9,94</b>
Japan	46.571.375	45.028.047	-3,31	279.611.057	261.377.413	-6,52
Hong Kong	33.888	30.750	-9,26	551.373	471.936	-14,41
Korea, Republic of	287.184	1.534.647	434,38	1.484.324	14.640.846	886,36
Taiwan	5.867.494	9.931.824	69,27	59.458.820	100.855.395	69,62
China	1.468.752	1.816.463	23,67	19.787.849	11.216.661	-43,32
Mongolia	49	249	407,17	3.115	15.233	388,96
Papua New Guinea	1.612	3.345	107,48	27.728	118.015	325,62
Thailand	29.679.068	28.463.368	-4,10	260.880.176	255.300.485	-2,14
Singapore	676.788	604.738	-10,65	10.976.335	9.943.933	-9,41
Philippines	10.673.182	8.342.300	-21,84	81.012.968	59.271.159	-26,84
Malaysia	36.126.249	38.812.331	7,44	267.885.176	291.972.100	8,99
Myanmar	24.972	88.791	255,57	237.242	1.007.013	324,47
Cambodia	30.112	7.820	-74,03	595.282	134.738	-77,37
Brunei Darussalam	15.905	14.962	-5,93	80.804	137.696	70,41
Lao People'S Dem. Rep.	244	40.438	16.472,87	4.769	499.016	10.362,85
Nepal	2.054	94	-95,41	32.527	869	-97,33
Viet Nam	7.472.556	9.753.638	30,53	78.156.166	89.634.547	14,69
Maldives	21.057	15.473	-26,52	17.328	17.248	-0,46
India	6.874.444	8.994.820	30,84	77.486.876	114.111.489	47,27
Pakistan	879.321	1.636.464	86,11	5.962.773	12.365.028	107,37
Bangladesh	380.796	249.925	-34,37	4.513.845	2.036.880	-54,87
Sri Lanka	42.842	36.304	-15,26	182.200	186.851	2,55
Iraq	-	69.630	-	-	36.842	-
Iran (Islamic Republic of)	949.091	1.365.000	43,82	417.453	525.464	25,87
Saudi Arabia	357.589	689.951	92,95	5.765.950	5.435.220	-5,74
Israel	12.879	17.759	37,89	137.285	209.294	52,45
Kuwait	62.415	164.061	162,86	230.256	562.833	144,44
Jordan	5.301	-	-	24.710	-	-
Lebanon	9.118	24.420	167,83	39.931	50.005	25,23
Yemen	23.727	21.708	-8,51	486.549	305.467	-37,22
Oman	3.161	4.761	50,63	36.100	54.864	51,98
Turkey	14.896	21.451	44,01	92.917	153.245	64,93
United Arab Emirates	2.225.694	4.455.676	100,19	7.428.766	11.995.843	61,48
Qatar	4.527	8.260	82,44	41.150	58.120	41,24
Bahrain	430	470	9,22	10.595	6.259	-40,93
Cyprus	32.075	48.306	50,60	163.283	222.701	36,39
Egypt	100.944	239.057	136,82	412.783	437.283	5,94
Libyan Arab Jamahiriya	13.869	7.461	-46,20	202.155	89.643	-55,66
Morocco	34.893	13.098	-62,46	322.116	130.082	-59,62
Tunisia	4.848	-0	-99,99	78.829	11	-99,99
Algeria	-	906	-	-	1.000	-
Tanzania, United Rep. of	14.387	16.082	11,78	3.702	3.562	-3,78
Madagascar	970	10	-98,97	733	25	-96,62
Kenya	8.034	13.759	71,27	29.139	46.325	58,98
Botswana	20	-	-	1.082	-	-
Togo	-	22	-	-	49	-
Ghana	4.320	691	-84,00	891	1.661	86,45
Guinea	-	634	-	-	1.569	-
Congo	250	35	-86,00	60	92	51,74
Cameroon	-	23	-	-	122	-
Nigeria	194.487	208.817	7,37	33.977	51.633	51,96
Cote D'Ivoire	-	1	-	-	52	-
Senegal	88	1.207	1.268,93	984	115.892	11.672,02
Mauritania	35	-	-	799	-	-
Burkina Faso	-	211	-	-	854	-
Seychelles	33	21	-35,32	623	370	-40,62
Uganda	1.122	-	-	2.095	-	-
Central African Republic	6.738	-	-	177.953	-	-
South Africa	838.713	730.150	-12,94	12.444.564	10.856.282	-12,76
Zambia	-	811	-	-	28.500	-
Mauritius	10.292	25.612	148,85	40.320	88.038	118,35
Australia	360.599	277.428	-23,06	2.998.303	2.535.816	-15,42
New Zealand	20.551	40.020	94,74	195.178	400.952	105,43
Palau	-	-0	-	-	14	-
Nauru	-	10	-	-	643	-
Saint Vincent and the Grenadines	-0	-	-	28	-	-
Vanuatu	554	961	73,51	6.678	12.956	93,99
American Samoa	-	2.655	-	-	29.541	-
Fiji	6.663	1.319	-80,21	36.318	28.765	-20,80
Kiribati	2.725	-	-	529	-	-



Lanjutan Tabel 3.6

Komoditas/Negara Tujuan	Berat Bersih (kg)		Perub %	Nilai FOB (US\$)		Perub %
	Jan-Jul 2023	Jan-Jul 2024		Jan-Jul 2023	Jan-Jul 2024	
	(1)	(2)	(3)	(4)	(5)	(6)
Solomon Islands	12.522	25.627	104,66	25.218	21.568	-14,47
East Timor	566.691	679.689	19,94	1.670.835	1.742.206	4,27
United States	11.022.496	8.935.715	-18,93	68.632.877	92.571.586	34,88
Canada	1.450.607	2.229.581	53,70	23.763.632	35.824.044	50,75
Mexico	1.493.350	2.526.105	69,16	11.027.872	16.060.488	45,64
Guatemala	11.791	4.387	-62,80	72.929	33.956	-53,44
Honduras	8.346	17.646	111,43	31.835	71.453	124,45
Nicaragua	3.945	2.411	-38,88	26.025	30.076	15,57
Panama	173.969	110.138	-36,69	726.605	389.217	-46,43
Suriname	-0	-	-	35	-	-
Chile	20.906	24.114	15,35	274.063	396.272	44,59
Argentina	468.498	293.272	-37,40	7.045.196	5.091.297	-27,73
Brazil	2.442.285	3.692.517	51,19	38.445.731	55.223.781	43,64
Colombia	62.083	77.895	25,47	348.270	443.202	27,26
Bolivia	11.309	12	-99,89	62.366	99	-99,84
Uruguay	1.627	44	-97,28	11.484	370	-96,78
Paraguay	1.069	5.375	402,86	5.676	37.307	557,30
Ecuador	6.353	760	-88,04	29.366	7.687	-73,82
Peru	152.172	134.895	-11,35	795.838	648.712	-18,49
Guyana	-0	-0	65,00	28	8	-69,89
Trinidad and Tobago	895	505	-43,63	13.088	6.122	-53,22
Bahamas	9	52	499,65	242	834	243,99
Jamaica	59	786	1.223,75	1.118	7.103	535,54
Puerto Rico	12.423	15.233	22,62	42.094	52.893	25,66
Dominican Republic	2.007	11.169	456,63	20.084	70.589	251,47
El Salvador	899	3.024	236,36	13.624	10.352	-24,02
Costa Rica	7.717	19.295	150,03	68.500	177.133	158,59
Haiti	30	-	-	714	-	-
Barbados	10.745	11.064	2,97	48.760	56.756	16,40
Antigua and Barbuda	-	12	-	-	72	-
Aruba	392	56	-85,59	5.287	289	-94,53
Bermuda	390	322	-17,43	2.708	1.931	-28,70
Cayman Islands	-0	54	13.415,75	35	3.008	8.494,11
Dominica	6	-	-	770	-	-
French Polynesia	51	27	-47,24	343	297	-13,46
Grenada	78	122	56,96	765	1.038	35,79
Netherlands Antilles	218	181	-17,13	2.042	1.786	-12,53
Saint Lucia	-0	282	94.008,33	35	2.223	6.251,11
Turks and Caicos Islands	-	9	-	-	195	-
Guadeloupe	153	370	141,37	1.157	4.353	276,17
Saint Kitts and Nevis	-	17	-	-	97	-
Virgin Islands (British)	87	37	-57,84	816	696	-14,69
United Kingdom	390.785	578.880	48,13	2.704.572	4.654.048	72,08
Netherlands	1.603.507	2.122.112	32,34	8.924.945	11.319.807	26,83
France	277.505	286.131	3,11	2.486.638	3.539.423	42,34
Germany, Fed. Rep. of	1.899.163	2.705.144	42,44	13.210.993	18.009.443	36,32
Austria	-	15	-	-	135	-
Belgium	375.808	217.334	-42,17	2.518.589	1.946.607	-22,71
Switzerland	9.306	7.609	-18,23	35.403	36.470	3,01
Denmark	23.967	9.236	-61,47	214.128	111.335	-48,01
Sweden	22.678	1	-99,99	200.012	5	-100,00
Finland	45.594	47.270	3,67	201.155	259.855	29,18
Ireland	31	112	262,01	2.198	9.052	311,82
Italy	185.699	163.230	-12,10	1.736.366	1.834.904	5,67
Spain	23.468	25.708	9,54	251.347	239.850	-4,57
Portugal	17.124	16.802	-1,88	160.353	155.384	-3,10
Greece	26.748	39.992	49,52	183.933	270.832	47,24
Hungary	117.703	109.387	-7,07	1.056.915	1.145.513	8,38
Poland	212.324	175.616	-17,29	1.918.096	1.433.185	-25,28
Bulgaria	1	11.052	1.726.712,50	6	78.814	1.262.936,86
Kazakhstan	123.334	127.811	3,63	571.992	542.949	-5,08
Ukraine	2.729	-	-	27.707	-	-
Estonia	653.840	53.588	-91,80	2.839.436	241.857	-91,48
Georgia	-	13.060	-	-	58.761	-
Malta	170	3.119	1.730,37	5.653	32.122	468,17
Czech Republic	303.392	277.072	-8,68	3.685.720	3.343.651	-9,28
Russia Federation	1.087.261	377.307	-65,30	5.571.800	1.986.418	-64,35
Serbia	20.300	-	-	100.709	-	-
<b>Karoseri Kendaraan Bermotor Roda Empat atau Lebih</b>	<b>6.480.876</b>	<b>10.561.059</b>	<b>62,96</b>	<b>20.770.569</b>	<b>45.321.072</b>	<b>118,20</b>
Japan	40.713	25.250	-37,98	408.862	113.790	-72,17
Hong Kong	-	46.270	-	-	120.460	-
Korea, Republic of	1.633	24.994	1.430,53	9.800	236.317	2.311,33
Taiwan	8.940	15	-99,83	6.000	82.000	1.266,67
China	6	21.722	380.987,72	31.008	546.353	1.661,97
Papua New Guinea	2.400	80	-96,67	18.812	832	-95,58
Thailand	1.070.873	3.202.547	199,06	689.392	1.866.169	170,70
Singapore	2.510.288	1.628.940	-35,11	3.272.766	3.473.636	6,14
Philippines	-	70.367	-	-	403.722	-
Malaysia	169.597	829.199	388,92	64.976	2.170.114	3.239,87



Lanjutan Tabel 3.6

Komoditas/Negara Tujuan	Berat Bersih (kg)		Perub %	Nilai FOB (US\$)		Perub %
	Jan-Jul 2023	Jan-Jul 2024		Jan-Jul 2023	Jan-Jul 2024	
	(1)	(2)	(3)	(4)	(5)	(6)
Viet Nam	427.852	-	-	77.752	-	-
India	389.600	81.383	-79,11	5.962.927	1.219.960	-79,54
Bangladesh	181.244	64.270	-64,54	1.297.426	488.974	-62,31
Saudi Arabia	1.850	-	-	5.404	-	-
Turkey	239.000	-	-	1.697.250	-	-
United Arab Emirates	-	1.000	-	-	29.299	-
Congo	1.800	135.765	7.442,50	18.360	1.291.545	6.934,56
Democratic Rep. of the Congo	-	203.710	-	-	1.927.061	-
Australia	1.282.047	4.067.550	217,27	6.754.666	29.363.024	334,71
Tonga	3.800	-	-	4.089	-	-
East Timor	1.244	1.272	2,27	10.759	2.074	-80,72
United States	3	26	766,67	62	47	-23,62
Canada	6.255	21.240	239,57	18.750	30.000	60,00
Mexico	-	132.487	-	-	1.759.988	-
Brazil	4.000	-	-	159.670	-	-
United Kingdom	5.100	1.610	-68,43	17.519	1.000	-94,29
Netherlands	61.210	250	-99,59	168.758	8.900	-94,73
Germany, Fed. Rep. of	5.100	-	-	17.519	-	-
Belgium	5.042	15	-99,70	5.224	174.300	3.236,76
Switzerland	-	1.098	-	-	11.506	-
Ireland	80	-	-	261	-	-
Italy	61.200	-	-	52.558	-	-
<b>Kursi untuk Kendaraan Bermotor Roda Empat atau Lebih</b>	<b>3.538.327</b>	<b>3.134.471</b>	<b>-11,41</b>	<b>26.729.389</b>	<b>23.399.626</b>	<b>-12,46</b>
Japan	10.534	58.668	456,96	202.228	814.571	302,80
Hong Kong	3	102	2.990,91	146	599	310,46
Korea, Republic of	1.381	798	-42,25	7.108	7.316	2,93
Taiwan	37.274	59.556	59,78	225.067	365.643	62,46
China	-	342	-	-	51.072	-
Papua New Guinea	-	142	-	-	943	-
Thailand	718.962	775.144	7,81	2.526.731	6.962.925	175,57
Singapore	33.859	45.704	34,98	655.360	814.200	24,24
Philippines	1.487	2.173	46,16	27.714	25.879	-6,62
Malaysia	2.215.621	1.901.378	-14,18	15.769.238	12.321.422	-21,86
Myanmar	4	-	-	1	-	-
Cambodia	-	4	-	-	3.598	-
Brunei Darussalam	5	1	-82,00	2	-0	-80,66
Viet Nam	227.420	168.481	-25,92	2.328.204	1.216.648	-47,74
India	114.686	69	-99,94	3.931.146	6.817	-99,83
Pakistan	29.888	29.890	0,01	253.803	254.573	0,30
Bangladesh	-	857	-	-	8.556	-
Sri Lanka	5.910	1	-99,98	24.000	9	-99,96
Saudi Arabia	2	181	10.025,08	33	541	1.551,40
Lebanon	-	7	-	-	86	-
United Arab Emirates	46	119	160,16	919	1.585	72,39
Qatar	-	27	-	-	758	-
Reunion	-	106	-	-	5.689	-
Togo	-	3	-	-	10	-
South Africa	360	-	-	2.475	-	-
Mauritius	-	54	-	-	245	-
Australia	826	80	-90,36	69.680	1.348	-98,07
New Zealand	30	-	-	100	-	-
Vanuatu	1	3	314,47	1	73	14.237,25
Solomon Islands	21	-	-	68	-	-
East Timor	12.932	1.511	-88,32	6.325	3.398	-46,28
United States	112.498	67.987	-39,57	447.570	258.216	-42,31
Canada	-	22	-	-	1.420	-
Mexico	147	438	196,77	4.976	9.106	82,99
Nicaragua	-	3	-	-	137	-
Panama	2	15	533,71	141	460	227,23
Chile	-	242	-	-	2.084	-
Argentina	387	309	-20,20	13.287	4.178	-68,55
Bolivia	2	-	-	3	-	-
Uruguay	-	50	-	-	1.544	-
Peru	41	18	-56,90	26	124	368,85
Trinidad and Tobago	3	4	33,46	129	187	44,59
Jamaica	6	-	-	48	-	-
Costa Rica	-	1	-	-	-0	-
Barbados	31	36	17,30	486	312	-35,92
Aruba	3	-	-	241	-	-
United Kingdom	2.604	5.211	100,14	86.892	60.583	-30,28
Netherlands	214	794	271,16	1.984	4.713	137,56
France	41	1.107	2.632,73	53	9.398	17.711,19
Germany, Fed. Rep. of	204	818	301,21	5.228	14.646	180,18
Belgium	2.504	636	-74,59	23.705	4.848	-79,55
Denmark	7	-	-	170	-	-
Ireland	-	42	-	-	2.142	-
Spain	8.282	11.342	36,95	112.919	157.022	39,06
Greece	95	-	-	1.151	-	-
Hungary	5	-	-	32	-	-

Lanjutan Tabel 3.6

Komoditas/Negara Tujuan	Berat Bersih (kg)		Perub %	Nilai FOB (US\$)		Perub %
	Jan-Jul 2023	Jan-Jul 2024		Jan-Jul 2023	Jan-Jul 2024	
(1)	(2)	(3)	(4)	(5)	(6)	(7)
<b>Suku Cadang Sepeda Motor Roda Dua dan Tiga</b>	<b>66.859.190</b>	<b>64.708.130</b>	<b>-3,22</b>	<b>740.524.661</b>	<b>714.851.386</b>	<b>-3,47</b>
Japan	1.617.142	1.035.575	-35,96	18.359.367	11.791.242	-35,78
Hong Kong	245	6.794	2.676,66	5.204	187.119	3.495,72
Korea, Republic of	188.611	269.184	42,72	3.336.596	4.768.975	42,93
Taiwan	570.675	514.959	-9,76	9.343.700	8.417.489	-9,91
China	461.285	330.503	-28,35	8.019.312	5.667.731	-29,32
Papua New Guinea	40	1.052	2.540,05	3.508	741	-78,87
Thailand	4.477.558	3.924.496	-12,35	51.448.784	45.161.152	-12,22
Singapore	122.771	81.313	-33,77	1.145.741	941.942	-17,79
Philippines	33.020.490	31.200.294	-5,51	303.880.186	299.269.964	-1,52
Malaysia	11.737.743	9.015.523	-23,19	149.067.767	106.923.898	-28,27
Myanmar	10.076	279.227	2.671,09	78.473	1.407.523	1.693,63
Cambodia	441.817	67.041	-84,83	3.483.742	527.091	-84,87
Brunei Darussalam	15	-	-	20	-	-
Lao People'S Dem. Rep.	457	380	-16,98	4.592	3.881	-15,49
Nepal	392	-	-	5.810	-	-
Viet Nam	1.847.320	2.366.474	28,10	24.644.456	30.595.479	24,15
Maldives	2.360	2.511	6,39	25.953	29.985	15,53
India	530.774	735.460	38,56	21.453.516	28.419.895	32,47
Pakistan	306	153	-49,85	4.500	2.400	-46,67
Bangladesh	82.223	71.173	-13,44	662.546	537.191	-18,92
Iran (Islamic Republic of)	504.348	204.753	-59,40	4.452.950	2.336.622	-47,53
Saudi Arabia	221	329	48,75	3.105	1.017	-67,26
Israel	1.593	2.459	54,39	28.400	18.612	-34,47
Kuwait	19	11	-42,55	161	88	-45,05
Lebanon	16.837	18.804	11,68	205.825	167.698	-18,52
Yemen	-	13	-	-	147	-
Oman	10	6	-41,13	311	157	-49,59
Turkey	58.827	59.065	0,40	1.192.001	1.278.866	7,29
United Arab Emirates	13.357	118.105	784,25	184.640	1.409.034	663,13
Qatar	189	100	-47,03	1.821	1.045	-42,62
Bahrain	16	15	-3,81	298	140	-52,88
Libyan Arab Jamahiriya	1.195	1	-99,92	10.129	-0	-100,00
Tanzania, United Rep. of	240	-	-	488	-	-
Kenya	-	11	-	-	93	-
Togo	19.635	47.550	142,17	5.719	266.024	4.551,74
Ghana	3.010	940	-68,79	8.965	5.330	-40,55
Liberia	2.440	-	-	21.687	-	-
Guinea	7.848	27.312	248,03	80.640	291.821	261,88
Congo	-	5.056	-	-	27.567	-
Nigeria	13.855	21.958	58,48	108.885	181.395	66,59
Cote D'Ivoire	29	399	1.276,19	133	466	250,94
Senegal	150	3	-98,00	66	6	-90,30
Mauritania	-	572	-	-	3.518	-
Mali	7.384	15.307	107,29	65.893	145.840	121,33
Benin	4.152	1.364	-67,14	29.326	11.853	-59,58
Burkina Faso	6.362	9.376	47,38	62.884	115.859	84,24
Gambia	-	4.154	-	-	47.717	-
Seychelles	-	1	-	-	13	-
South Africa	-	1	-	-	2	-
Australia	2.460	977	-60,29	31.955	15.586	-51,22
New Zealand	25	3	-87,60	170	93	-45,24
Vanuatu	-	2	-	-	20	-
Fiji	41	-	-	2.458	-	-
Solomon Islands	179	92	-48,66	3.781	1.764	-53,33
East Timor	260.814	373.169	43,08	915.024	798.088	-12,78
United States	738.351	806.917	9,29	10.882.058	9.565.994	-12,09
Canada	10.680	964	-90,97	51.713	20.047	-61,23
Mexico	2.911	9.144	214,18	123.453	267.041	116,31
Guatemala	1.130	18.620	1.547,32	15.038	247.780	1.547,64
Honduras	879	719	-18,13	10.867	47.326	335,51
Nicaragua	-	6	-	-	22	-
Panama	12	54.764	464.791,17	69	1.018.340	1.470.214,18
Chile	41	92	122,69	413	402	-2,76
Argentina	61.529	73.176	18,93	816.065	948.163	16,19
Brazil	3.695.260	4.614.410	24,87	45.322.863	55.878.724	23,29
Colombia	2.353.709	4.082.862	73,47	22.682.233	38.265.177	68,70
Bolivia	89	-	-	244	-	-
Uruguay	506	684	35,02	6.604	7.565	14,55
Paraguay	-	906	-	-	11.366	-
Ecuador	77	151	96,86	1.548	2.416	56,05
Peru	153	9.191	5.888,67	1.731	32.016	1.749,60
Guyana	-	26	-	-	412	-
Trinidad and Tobago	12	-	-	30	-	-
El Salvador	65	-	-	849	-	-
Costa Rica	-	9	-	-	23	-
Barbados	-	6	-	-	10	-
Bermuda	85	800	842,51	1.968	3.730	89,50
United Kingdom	61.290	79.897	30,36	670.159	684.890	2,20

Lanjutan Tabel 3.6

Komoditas/Negara Tujuan	Berat Bersih (kg)		Perub %	Nilai FOB (US\$)		Perub %
	Jan-Jul 2023	Jan-Jul 2024		Jan-Jul 2023	Jan-Jul 2024	
	(1)	(2)	(3)	(4)	(5)	(6)
Netherlands	80.059	185.492	131,69	1.511.005	2.943.736	94,82
France	3.578.488	3.816.342	6,65	52.875.695	50.963.387	-3,62
Germany, Fed. Rep. of	71.122	6.816	-90,42	669.604	129.844	-80,61
Denmark	-	50	-	-	7.113	-
Norway	-	86	-	-	3.915	-
Sweden	1	-	-	11	-	-
Italy	102.569	74.587	-27,28	1.461.006	1.053.212	-27,91
Spain	10.321	1.495	-85,52	31.977	12.693	-60,31
Greece	40.862	42.179	3,22	583.535	522.279	-10,50
Poland	11.300	13.721	21,42	407.741	433.587	6,34
Kyrgyzstan	24	-	-	222	-	-
Malta	132	-	-	4.473	-	-
<b>Sepeda Motor Roda Dua dan Tiga</b>	<b>62.167.349</b>	<b>55.897.087</b>	<b>-10,09</b>	<b>734.263.913</b>	<b>624.408.902</b>	<b>-14,96</b>
Japan	1.196.880	762.726	-36,27	19.097.647	11.308.046	-40,79
Hong Kong	37.569	31.736	-15,52	571.114	448.777	-21,42
Korea, Republic of	1.453.090	944.498	-35,00	19.439.601	12.372.405	-36,35
Taiwan	331.435	204.271	-38,37	4.872.283	2.946.899	-39,52
China	4.066.743	1.140.036	-71,97	55.948.638	15.405.889	-72,46
Papua New Guinea	-	1.821	-	-	20.010	-
Thailand	5.390.857	3.061.001	-43,22	69.600.780	38.115.164	-45,24
Singapore	420.852	430.729	2,35	6.485.434	6.244.119	-3,72
Philippines	24.956.309	17.034.993	-31,74	268.260.590	197.431.746	-26,40
Malaysia	413.907	163.081	-60,60	5.527.898	3.058.112	-44,68
Myanmar	39.420	110.158	179,45	178.635	532.296	197,98
Cambodia	451.445	1.456.315	222,59	5.077.347	12.919.743	154,46
Brunei Darussalam	2.393	112	-95,32	43.850	-0	-100,00
Lao People'S Dem. Rep.	7.556	-	-	50.100	-	-
Nepal	15.975	-	-	269.748	-	-
Viet Nam	3.813.602	6.682.964	75,24	50.159.427	81.130.049	61,74
Maldives	78.065	75.469	-3,33	869.851	891.904	2,54
India	3.903	65.747	1.584,44	71.340	1.130.428	1.484,57
Bangladesh	375.621	285.647	-23,95	5.944.101	4.315.103	-27,41
Sri Lanka	144	-	-	800	-	-
Iran (Islamic Republic of)	1.722.125	571.514	-66,81	29.528.918	10.363.184	-64,90
Saudi Arabia	7.049	11.400	61,73	79.510	140.280	76,43
Jordan	27.088	26.296	-2,92	316.296	339.024	7,19
Lebanon	420.623	216.962	-48,42	6.279.610	3.086.450	-50,85
Turkey	23.480	25.072	6,78	386.524	465.800	20,51
United Arab Emirates	558.902	90.704	-83,77	10.138.779	1.164.467	-88,51
Cyprus	-	290	-	-	837	-
Libyan Arab Jamahiriya	98.102	166.421	69,64	1.103.602	1.914.650	73,49
Morocco	-	8.448	-	-	103.816	-
Tanzania, United Rep. of	107.754	239.582	122,34	271.039	544.513	100,90
Madagascar	643	683	6,17	10.660	11.545	8,30
Kenya	39.366	41.678	5,87	199.260	221.004	10,91
Togo	2.116.361	4.020.621	89,98	21.921.305	40.293.090	83,81
Ghana	75.599	468.763	520,07	523.726	2.831.970	440,74
Liberia	73.525	93.149	26,69	400.060	566.220	41,53
Guinea	1.751.922	3.022.238	72,51	9.450.710	16.510.010	74,70
Angola	25.495	45.058	76,73	161.860	234.430	44,84
Congo	35.489	225.101	534,28	199.795	1.190.154	495,69
Cameroon	9.300	8.702	-6,43	43.875	41.800	-4,73
Nigeria	922.503	1.614.749	75,04	4.721.523	8.195.103	73,57
Sierra Leone	77.760	97.245	25,06	448.000	563.000	25,67
Cote D'Ivoire	11.040	5.211	-52,80	97.800	32.598	-66,67
Senegal	41.786	59.271	41,84	217.950	331.700	52,19
Mauritania	-	8.632	-	-	53.070	-
Mali	783.070	527.939	-32,58	4.276.695	2.940.130	-31,25
Benin	166.376	191.429	15,06	835.020	1.010.760	21,05
Burkina Faso	635.977	569.001	-10,53	3.990.320	3.499.476	-12,30
Guinea Bissau	19.839	-	-	106.010	-	-
Gambia	59.120	102.414	73,23	334.250	541.410	61,98
Central African Republic	-	21.133	-	-	111.746	-
Niger	19.928	-	-	118.120	-	-
South Africa	5.008	-	-	64.816	-	-
Mauritius	6.661	12.300	84,66	118.200	252.990	114,04
Democratic Rep. of the Congo	104.808	20.023	-80,90	555.326	106.739	-80,78
Australia	367.380	299.985	-18,34	5.633.983	4.611.312	-18,15
New Zealand	44.518	48.623	9,22	726.459	763.063	5,04
New Caledonia	5.792	4.224	-27,07	76.192	53.184	-30,20
Cook Islands	35.184	11.040	-68,62	327.204	96.120	-70,62
Kiribati	-	220	-	-	2.360	-
East Timor	1.317.065	1.852.128	40,63	12.081.288	16.214.012	34,21
United States	1.886.269	1.734.306	-8,06	31.634.008	27.547.886	-12,92
Canada	138.092	133.121	-3,60	2.246.691	2.186.438	-2,68
Mexico	210.177	329.940	56,98	2.742.951	3.972.066	44,81
Guatemala	74.878	161.491	115,67	670.590	1.614.688	140,79
Honduras	43.275	208.707	382,29	438.113	1.843.763	320,84
Nicaragua	55.138	72.867	32,15	376.850	731.182	94,02
Panama	-	7.544	-	-	99.676	-

Lanjutan Tabel 3.6

Komoditas/Negara Tujuan	Berat Bersih (kg)		Perub %	Nilai FOB (US\$)		Perub %
	Jan-Jul 2023	Jan-Jul 2024		Jan-Jul 2023	Jan-Jul 2024	
	(1)	(2)	(3)	(4)	(5)	(6)
Chile	38.584	59.902	55,25	628.520	751.265	19,53
Argentina	-	2.402	-	-	9.810	-
Brazil	-	102	-	-	1.254	-
Colombia	811.060	1.047.234	29,12	6.234.661	5.987.677	-3,96
Bolivia	10.742	-	-	59.945	-	-
Uruguay	65.588	60.308	-8,05	426.940	385.400	-9,73
Paraguay	6.600	68.610	939,55	112.680	393.600	249,31
Ecuador	12.120	25.344	109,11	164.760	281.856	71,07
Peru	47.680	40.536	-14,98	712.240	509.800	-28,42
Guyana	-	9.024	-	-	128.973	-
Puerto Rico	-	12.560	-	-	167.400	-
Dominican Republic	5.820	16.088	176,43	69.000	191.107	176,97
El Salvador	-	6.600	-	-	108.000	-
Costa Rica	9.940	28.616	187,89	165.740	430.522	159,76
Bermuda	37.541	54.543	45,29	530.050	623.788	17,68
French Polynesia	20.100	13.677	-31,95	348.029	233.697	-32,85
Guadeloupe	10.560	-	-	133.960	-	-
Sint Maarten (Dutch Part)	-	7.600	-	-	69.000	-
United Kingdom	82.676	30.836	-62,70	1.375.961	564.736	-58,96
Netherlands	527.416	123.589	-76,57	10.810.359	2.294.524	-78,77
France	1.645.680	2.318.617	40,89	23.769.223	34.087.818	43,41
Germany, Fed. Rep. of	371.120	483.143	30,19	5.353.518	8.369.657	56,34
Austria	25.192	-	-	394.593	-	-
Belgium	6.736	14.588	116,57	124.318	266.846	114,65
Switzerland	88.704	76.960	-13,24	1.122.960	1.090.002	-2,93
Norway	800	2.096	162,00	2.354	39.632	1.583,78
Sweden	74	-	-	1.980	-	-
Ireland	-	2.600	-	-	47.020	-
Italy	228.409	264.149	15,65	3.053.903	4.432.416	45,14
Spain	648.386	874.236	34,83	8.396.912	11.905.727	41,79
Portugal	9.884	7.030	-28,87	158.596	119.704	-24,52
Greece	178.048	398.581	123,86	2.270.786	4.891.349	115,40
Hungary	-	4.696	-	-	86.706	-
Poland	47.747	4.430	-90,72	627.254	81.204	-87,05
Romania	200	-	-	1.770	-	-
Bulgaria	125	-	-	1.450	-	-
Ukraine	4.200	-	-	64.050	-	-
Malta	23.208	3.918	-83,12	303.408	72.824	-76,00
Slovenia	896	-	-	6.395	-	-
Czech Republic	1.449	75	-94,82	21.267	1.216	-94,28
Russia Federation	19.836	6.872	-65,36	493.260	116.024	-76,48
<b>Kapal Laut dan Sejenisnya</b>	<b>130.225.200</b>	<b>167.527.972</b>	<b>28,64</b>	<b>521.164.974</b>	<b>608.161.459</b>	<b>16,69</b>
Japan	-	974.047	-	-	21.021.000	-
Hong Kong	-	76.008	-	-	2.700.005	-
Korea, Republic of	-	292.000	-	-	7.975.000	-
Taiwan	1.953.000	348.000	-82,18	38.880.000	22.350.962	-42,51
China	82	4.752.583	5.831.290,06	250	31.559.609	12.644.835,25
Papua New Guinea	-	10	-	-	510	-
Thailand	101.500	34.132	-66,37	936.600	384.443	-58,95
Singapore	29.813.582	57.348.103	92,36	124.066.477	115.091.859	-7,23
Philippines	1.510.000	2.952.002	95,50	8.627.942	6.551.000	-24,07
Malaysia	2.854.991	7.226.844	153,13	5.181.271	24.889.640	380,38
Myanmar	317	-	-	5.054	-	-
Brunei Darussalam	-	12.012.000	-	-	18.932.163	-
Viet Nam	-	6.044.000	-	-	3.500.000	-
Maldives	546.000	12.000	-97,80	1.400.000	6.200	-99,56
India	1.979.038	18.114.170	815,30	903.055	1.806.464	100,04
Pakistan	-	8	-	-	1.627	-
Bangladesh	4.931.000	13.836.904	180,61	3.395.949	9.171.908	170,08
Sri Lanka	-	82	-	-	1.750	-
Saudi Arabia	-	13.774.000	-	-	152.203.352	-
Oman	1.000	-	-	40.000	-	-
Turkey	2.000	-	-	100.000	-	-
United Arab Emirates	948.746	1.529.000	61,16	3.340.945	325.513	-90,26
Qatar	41.676.952	22.368.970	-46,33	196.812.711	160.198.006	-18,60
Bahrain	-	1.562.000	-	-	4.300.000	-
Tanzania, United Rep. of	196.651	150.000	-23,72	68.190	1.064.000	1.460,35
Kenya	-	639	-	-	206.554	-
Mauritania	-	304.856	-	-	1.744.452	-
Mauritius	13.240	-	-	106.825	-	-
Australia	6.314.103	2.798.395	-55,68	13.830.770	8.573.212	-38,01
East Timor	4.223	10.175	140,96	18.144	54.372	199,67
United States	-	447	-	-	22.290	-
Mexico	713.800	7.424	-98,96	4.653.021	3.285.000	-29,40
United Kingdom	36.662.673	998.873	-97,28	118.666.206	10.138.346	-91,46
Netherlands	225	-	-	263	-	-
France	1.051	-	-	48.000	-	-
Germany, Fed. Rep. of	972	200	-79,48	80.000	55.173	-31,03
Ireland	-	101	-	-	47.050	-
Czech Republic	55	-	-	3.300	-	-

Lanjutan Tabel 3.6

Komoditas/Negara Tujuan	Berat Bersih (kg)		Perub %	Nilai FOB (US\$)		Perub %
	Jan-Jul 2023	Jan-Jul 2024		Jan-Jul 2023	Jan-Jul 2024	
(1)	(2)	(3)	(4)	(5)	(6)	(7)
<b>Pesawat Udara dan Bagiannya</b>	<b>513.770</b>	<b>1.037.733</b>	<b>101,98</b>	<b>69.407.094</b>	<b>263.338.859</b>	<b>279,41</b>
Japan	61	1.724	2.726,72	162.500	237.066	45,89
Hong Kong	374	36.400	9.645,06	180.194	3.243.380	1.699,94
Korea, Republic of	2.241	9.644	330,38	4.271.206	18.270.235	327,75
Taiwan	446	11.249	2.420,66	47.064	1.003.464	2.032,11
China	89.017	20.144	-77,37	845.474	3.511.305	315,31
Papua New Guinea	9	239	2.486,10	129	5.813	4.405,39
Thailand	12.604	226.297	1.695,38	12.933.879	7.245.371	-43,98
Singapore	73.280	178.064	142,99	8.778.947	38.350.728	336,85
Philippines	1.723	19.739	1.045,49	441.471	9.031.583	1.945,80
Malaysia	19.086	51.635	170,55	8.660.224	19.226.241	122,01
Myanmar	-	34	-	-	3	-
Cambodia	6	276	4.582,47	2.199	46.059	1.994,91
Brunei Darussalam	-	564	-	-	4.865	-
Lao People'S Dem. Rep.	-	155	-	-	20.290	-
Nepal	9	13	40,33	512	37.283	7.177,60
Viet Nam	727	14.279	1.862,88	57.146	8.467.631	14.717,51
Maldives	7	37	428,57	1.690	22.510	1.231,95
India	7.796	15.317	96,46	1.827.037	2.240.211	22,61
Pakistan	64	7.099	10.984,48	101.141	1.361.278	1.245,92
Bangladesh	13	33	153,85	79	105.413	133.334,56
Sri Lanka	-	366	-	-	13.583	-
Iraq	-	149	-	-	2.066.943	-
Iran (Islamic Republic of)	114.223	49.456	-56,70	88.623	23.304	-73,70
Saudi Arabia	-	3.382	-	-	520.104	-
Kuwait	-	3	-	-	500	-
Jordan	-	4	-	-	30.731	-
Lebanon	240	-	-	156	-	-
Oman	19	4.070	21.323,26	277	650.537	234.393,70
Turkey	531	28.067	5.186,17	49.071	18.186.664	36.961,67
United Arab Emirates	13.268	13.137	-0,99	329.145	6.151.974	1.769,08
Qatar	94	398	323,42	6.064	19.500	221,57
Egypt	-	2	-	-	2.100	-
Tunisia	7.530	-	-	20.687	-	-
Kenya	9	1.505	16.616,67	1.826	52.700	2.785,74
Angola	-	13	-	-	17.995	-
Nigeria	-	6.571	-	-	534.693	-
Senegal	-	11	-	-	2.010.030	-
Mali	40	-	-	9.500	-	-
South Africa	1	264	40.469,23	2.000	9.891	394,55
Zimbabwe	-	2	-	-	240	-
Australia	6.361	4.391	-30,96	529.553	811.360	53,22
New Zealand	43	-	-	5.000	-	-
Fiji	-	627	-	-	5.096.639	-
East Timor	580	1.502	159,13	2.262	15.915	603,49
United States	114.559	124.391	8,58	16.332.630	48.460.528	196,71
Canada	421	10.685	2.435,58	333.289	866.638	160,03
Mexico	4	4	18,58	322	2.875	793,07
Panama	8	22	190,28	130	6.602	4.972,49
Brazil	1.500	1.259	-16,08	5.530	37.069	570,33
Puerto Rico	-	669	-	-	52.657	-
San Marino	-	6	-	-	48.213	-
United Kingdom	30.567	60.697	98,57	5.488.300	12.148.328	121,35
Netherlands	921	18.367	1.895,26	62.905	1.688.962	2.584,95
France	13.160	58.443	344,09	7.121.375	34.532.166	384,91
Germany, Fed. Rep. of	117	12.123	10.248,02	42.977	4.244.214	9.775,45
Austria	-	353	-	-	15.925	-
Belgium	410	14.302	3.388,29	40.000	2.020.489	4.951,22
Switzerland	-	49	-	-	2.360	-
Luxembourg	-	12	-	-	500	-
Denmark	-	365	-	-	6.002	-
Norway	-	1.070	-	-	30.498	-
Sweden	200	6	-97,00	1.999	9.200	360,23
Ireland	221	9.643	4.272,80	1.427	6.299.913	441.320,79
Italy	54	3.042	5.544,56	19.865	102.665	416,81
Spain	400	1.996	398,63	184.558	112.257	-39,18
Portugal	-	282	-	-	6.995	-
Iceland	-	716	-	-	93.961	-
Greece	-	9	-	-	89.522	-
Poland	819	6.630	709,62	416.083	3.655.735	778,61
Romania	-	1	-	-	5.950	-
Bulgaria	-	6	-	-	1.916	-
Azerbaijan	-	307	-	-	4.491	-
Kazakhstan	-	1	-	-	2.054	-
Kyrgyzstan	-	1	-	-	3.177	-
Moldova, Republic of	7	518	7.296,74	146	80.067	54.609,35
Uzbekistan	-	5	-	-	12.084	-
Lithuania	-	143	-	-	6.744	-
Estonia	-	11	-	-	1.500	-
Croatia	-	4.500	-	-	10.000	-

Lanjutan Tabel 3.6

Komoditas/Negara Tujuan	Berat Bersih (kg)		Perub %	Nilai FOB (US\$)		Perub %
	Jan-Jul 2023	Jan-Jul 2024		Jan-Jul 2023	Jan-Jul 2024	
	(1)	(2)	(3)	(4)	(5)	(6)
Malta	-	3	-	-	12.000	-
Slovakia	-	1	-	-	1.122	-
Czech Republic	-	32	-	-	15.548	-
Russia Federation	-	165	-	-	1.300	-
Serbia	-0	35	10.410,51	500	500	-0
<b>Suku Cadang Sepeda dan Sejenisnya</b>	<b>8.074.487</b>	<b>7.048.248</b>	<b>-12,71</b>	<b>92.619.680</b>	<b>82.890.070</b>	<b>-10,50</b>
Japan	483.027	622.002	28,77	4.770.809	6.010.298	25,98
Hong Kong	21	4	-79,63	227	5.726	2.424,08
Korea, Republic of	47	28	-39,22	2.448	2.292	-6,34
Taiwan	4.035	1.701	-57,85	25.293	14.631	-42,15
China	67.042	154.024	129,74	2.602.330	3.340.605	28,37
Papua New Guinea	-	15	-	-	23	-
Thailand	16.610	6.878	-58,59	159.867	70.134	-56,13
Singapore	6.938.658	5.228.813	-24,64	81.659.779	64.520.988	-20,99
Philippines	9.067	498.698	5.400,08	85.583	6.043.513	6.961,54
Malaysia	134.497	190.948	41,97	489.067	374.400	-23,45
Cambodia	4	38	834,07	153	663	332,74
Brunei Darussalam	-	1	-	-	150	-
Nepal	16	1	-91,64	200	39	-80,33
Bhutan	-	18	-	-	287	-
Viet Nam	15.072	36.507	142,23	182.609	540.651	196,07
India	6.683	19.654	194,09	37.867	99.956	163,96
Bangladesh	39.490	405	-98,97	124.376	1.290	-98,96
Iran (Islamic Republic of)	-	7.499	-	-	119.606	-
Israel	348	175	-49,72	21.106	5.353	-74,64
Kuwait	10	-	-	21	-	-
Lebanon	80	1.092	1.264,64	560	15.256	2.624,23
Turkey	5.626	-	-	41.371	-	-
United Arab Emirates	120	1.104	822,74	14.627	33.646	130,03
Libyan Arab Jamahiriya	-	2.006	-	-	20.760	-
Morocco	-	14.000	-	-	38.000	-
Tanzania, United Rep. of	4.500	4.236	-5,87	1.136	1.735	52,69
Kenya	-	200	-	-	1.377	-
Togo	30.030	-	-	36.598	-	-
Nigeria	131	36	-72,89	17.904	8.791	-50,90
Cote D'Ivoire	-	1	-	-	33	-
Senegal	320	350	9,38	242	220	-9,14
Burkina Faso	1.483	-	-	11.516	-	-
South Africa	1	-	-	224	-	-
Australia	10.966	451	-95,89	245.387	40.071	-83,67
New Zealand	41	67	62,79	1.665	3.097	86,01
East Timor	36.342	75.771	108,50	57.808	102.305	76,97
United States	2.487	3.642	46,46	116.160	145.887	25,59
Canada	620	1.366	120,27	26.933	64.425	139,20
Mexico	315	-	-	12.302	-	-
Guatemala	-	7	-	-	1.093	-
Chile	134	1	-99,26	9.777	153	-98,43
Brazil	5.789	6.329	9,34	28.892	31.580	9,30
Colombia	20.901	24	-99,89	240.858	532	-99,78
Ecuador	31	10	-68,09	2.248	613	-72,75
Peru	43	1	-98,41	2.030	315	-84,49
Guyana	-	1	-	-	12	-
Dominican Republic	-	652	-	-	18.947	-
Bermuda	1.955	-	-	14.051	-	-
French Polynesia	-	125	-	-	2.450	-
United Kingdom	688	1.085	57,85	60.112	62.673	4,26
Netherlands	139.526	123.804	-11,27	820.824	755.896	-7,91
France	17	91	436,27	883	3.760	325,72
Germany, Fed. Rep. of	56	192	240,89	4.136	7.574	83,14
Austria	39	18	-53,30	4.004	830	-79,27
Switzerland	28	-	-	494	-	-
Monaco	324	-	-	7.056	-	-
Denmark	6.830	8.425	23,36	34.869	54.462	56,19
Norway	50	-	-	8.397	-	-
Sweden	570	-	-	9.590	-	-
Finland	406	5	-98,87	788	233	-70,49
Ireland	-	-0	-	-	51	-
Italy	21.487	243	-98,87	111.493	30.873	-72,31
Spain	-	5.368	-	-	13.972	-
Portugal	1.915	-	-	43.023	-	-
Greece	10.580	5.299	-49,91	183.437	105.453	-42,51
Hungary	7.982	14.688	84,02	48.931	58.104	18,75
Poland	29.921	765	-97,44	138.807	41.313	-70,24
Romania	-	2.870	-	-	11.320	-
Bulgaria	2.319	-	-	18.159	-	-
Ukraine	12	-0	-99,60	643	1	-99,84
Latvia	-	1.217	-	-	12.784	-
Estonia	376	51	-86,42	1.833	435	-76,27
Slovakia	134	5.234	3.816,14	20.070	48.406	141,18
Slovenia	14.688	-	-	58.104	-	-

Lanjutan Tabel 3.6

Komoditas/Negara Tujuan	Berat Bersih (kg)		Perub %	Nilai FOB (US\$)		Perub %
	Jan-Jul 2023	Jan-Jul 2024		Jan-Jul 2023	Jan-Jul 2024	
	(1)	(2)	(3)	(4)	(5)	(6)
Russia Federation	-	10	-	-	25	-
<b>Sepeda dan Sejenisnya</b>	<b>3.133.727</b>	<b>3.748.809</b>	<b>19,63</b>	<b>74.344.996</b>	<b>67.501.371</b>	<b>-9,21</b>
Japan	151.860	40.837	-73,11	2.428.527	500.004	-79,41
Hong Kong	392	13	-96,76	21.482	834	-96,12
Korea, Republic of	3.310	904	-72,70	308.808	46.870	-84,82
Taiwan	142	135	-5,00	5.816	5.113	-12,09
China	29.067	25.243	-13,15	1.095.114	815.641	-25,52
Mongolia	1.760	-	-	49.518	-	-
Thailand	1.443	27	-98,10	24.111	888	-96,32
Singapore	11.313	9.839	-13,03	277.214	258.980	-6,58
Philippines	5.465	1.255	-77,04	91.352	30.475	-66,64
Malaysia	13.296	11.564	-13,03	301.214	339.170	12,60
Myanmar	-	269	-	-	8.054	-
Cambodia	-	148	-	-	8.140	-
Nepal	1.836	1.192	-35,10	6.960	39.422	466,41
Bhutan	-	1.067	-	-	16.649	-
Viet Nam	5.103	3.300	-35,33	137.734	71.110	-48,37
Maldives	-	560	-	-	2.109	-
India	10.840	12.896	18,97	249.176	158.696	-36,31
Sri Lanka	276	146	-47,01	4.935	429	-91,30
Saudi Arabia	50	18.171	36.241,40	1.950	63.825	3.173,08
Israel	14.314	39.279	174,42	294.179	622.911	111,75
United Arab Emirates	2.915	1.930	-33,81	233.413	152.285	-34,76
Qatar	-	67	-	-	200	-
Libyan Arab Jamahiriya	-	347	-	-	1.120	-
Tanzania, United Rep. of	-	275	-	-	735	-
Togo	24	-	-	109	-	-
Nigeria	-	138	-	-	635	-
Senegal	15	-	-	170	-	-
South Africa	1.264	-	-	50.072	-	-
Australia	83.728	48.005	-42,67	3.404.450	2.003.880	-41,14
New Zealand	6.718	33.365	396,64	312.407	939.605	200,76
Fiji	-	704	-	-	10.495	-
Kiribati	-	540	-	-	2.400	-
East Timor	39.540	22.562	-42,94	120.949	46.242	-61,77
United States	691.403	518.571	-25,00	25.351.622	14.820.499	-41,54
Canada	55.559	80.014	44,01	2.624.528	2.595.399	-1,11
Mexico	4.610	2.378	-48,41	208.836	117.816	-43,58
Guatemala	1.001	-	-	73.207	-	-
Chile	4.625	11.383	146,10	246.923	452.141	83,11
Argentina	589	-	-	7.500	-	-
Brazil	-	15	-	-	1.308	-
Uruguay	-	3.691	-	-	57.464	-
Ecuador	2.799	138	-95,08	188.542	9.770	-94,82
Peru	1.411	1.883	33,46	96.909	115.979	19,68
Greenland	2.889	-	-	53.939	-	-
United Kingdom	376.932	1.013.476	168,87	8.140.637	15.326.186	88,27
Netherlands	122.591	107.083	-12,65	5.442.909	5.458.764	0,29
France	135	96	-28,89	1.819	15.677	761,98
Germany, Fed. Rep. of	177.847	198.122	11,40	2.876.781	3.337.649	16,02
Austria	165.285	8.261	-95,00	3.241.497	348.347	-89,25
Belgium	-	-0	-	-	-0	-
Switzerland	1.205	-	-	219.665	-	-
Monaco	20.835	-	-	544.854	-	-
Denmark	395.784	771.179	94,85	5.018.002	8.078.165	60,98
Norway	96.813	182.547	88,56	1.609.129	2.329.539	44,77
Sweden	290.288	416.412	43,45	3.345.552	4.956.016	48,14
Finland	86.090	2.034	-97,64	1.054.267	71.532	-93,22
Spain	6.526	20	-99,69	99.984	-0	-100,00
Portugal	-	90	-	-	120	-
Poland	96.732	31.515	-67,42	2.226.228	1.074.790	-51,72
Kazakhstan	-	1.176	-	-	35.025	-
Ukraine	12.824	11.481	-10,47	252.363	250.965	-0,55
Estonia	14.372	48.908	240,29	132.105	427.780	223,82
Croatia	3.386	3.324	-1,81	60.814	57.127	-6,06
Slovakia	6.605	9.402	42,35	333.998	448.974	34,42
Slovenia	75.239	33.150	-55,94	854.257	470.530	-44,92
Czech Republic	28.161	926	-96,71	358.307	25.632	-92,85
Russia Federation	6.519	16.757	157,05	260.161	471.260	81,14
<b>Kendaraan Tempur dan Bagiannya</b>	<b>533.866.949</b>	<b>357</b>	<b>-100,00</b>	<b>33.052.420</b>	<b>125.317</b>	<b>-99,62</b>
China	-	350	-	-	12.000	-
Thailand	2	-	-	1.408	-	-
Singapore	533.850.000	-	-	30.906.856	-	-
United States	948	-	-	1.944.156	-	-
Italy	-	7	-	-	113.317	-
Slovenia	16.000	-	-	200.000	-	-
<b>Lokomotif dan Gerbong Kereta Serta Kelengkapannya</b>	<b>5.945.211</b>	<b>3.655.468</b>	<b>-38,51</b>	<b>20.648.433</b>	<b>13.746.046</b>	<b>-33,43</b>



Lanjutan Tabel 3.6

Komoditas/Negara Tujuan	Berat Bersih (kg)		Perub %	Nilai FOB (US\$)		Perub %
	Jan-Jul 2023	Jan-Jul 2024		Jan-Jul 2023	Jan-Jul 2024	
	(1)	(2)	(3)	(4)	(5)	(6)
Japan	41	-	-	9.398	-	-
Hong Kong	-	416	-	-	7.600	-
Taiwan	97	-	-	358	-	-
China	5.685	238.938	4.103,04	137.501	848.153	516,83
Papua New Guinea	441	-	-	6.984	-	-
Thailand	-	6	-	-	21	-
Singapore	6.110	18.685	205,80	83.238	494.757	494,38
Philippines	-	271	-	-	4.299	-
Malaysia	586	6.200	958,02	15.752	3.660	-76,76
India	-0	-	-	343	-	-
Ghana	1.225	-	-	19.400	-	-
Nigeria	-	1.258	-	-	20.176	-
Mauritania	-	505.830	-	-	803.250	-
Australia	8.544	26.416	209,19	159.776	473.473	196,34
New Zealand	2.269.300	1.327.583	-41,50	10.258.213	6.349.564	-38,10
Fiji	5	-	-	536	-	-
East Timor	-	5.028	-	-	10.286	-
United States	2.322.721	965.660	-58,43	7.852.686	3.794.481	-51,68
Mexico	1.298.149	552.022	-57,48	2.097.510	883.410	-57,88
United Kingdom	74	145	95,92	1.498	3.061	104,36
Netherlands	32.227	-	-	5.150	-	-
France	5	-	-	90	-	-
Italy	-	36	-	-	740	-
Kazakhstan	-	6.972	-	-	49.115	-
<b>Perahu Layar dan Sejenisnya</b>	<b>173.574</b>	<b>38.454</b>	<b>-77,85</b>	<b>2.637.390</b>	<b>589.696</b>	<b>-77,64</b>
Japan	-	6.592	-	-	84.161	-
Taiwan	-	4	-	-	42	-
China	77	-	-	2.367	-	-
Papua New Guinea	-	15	-	-	517	-
Thailand	120	-	-	5.960	-	-
Singapore	15.723	8.075	-48,64	429.155	140.802	-67,19
Malaysia	-	400	-	-	7.520	-
India	-	-0	-	-	170	-
Saudi Arabia	-	188	-	-	9.345	-
United Arab Emirates	8.000	-	-	6.500	-	-
Australia	7.915	4.696	-40,68	147.479	78.267	-46,93
Solomon Islands	-	80	-	-	200	-
East Timor	3.175	1.400	-55,91	27.320	3.686	-86,51
United States	99.119	7.354	-92,58	1.094.154	169.206	-84,54
Canada	13.345	-	-	288.867	-	-
United Kingdom	533	-	-	19.987	-	-
Netherlands	700	1.000	42,86	38.646	23.925	-38,09
France	500	500	-0	18.925	18.690	-1,24
Germany, Fed. Rep. of	14.167	-	-	370.206	-	-
Italy	6.100	7.450	22,13	45.325	33.000	-27,19
Spain	-	700	-	-	20.164	-
Portugal	4.100	-	-	142.500	-	-
<b>Alat Angkutan Lainnya</b>	<b>282.509</b>	<b>471.439</b>	<b>66,88</b>	<b>612.205</b>	<b>692.810</b>	<b>13,17</b>
Japan	4.359	683	-84,34	17.438	4.396	-74,79
Hong Kong	-	70	-	-	175	-
Korea, Republic of	4.840	32	-99,35	78.567	426	-99,46
Taiwan	37	29	-21,41	535	406	-24,17
China	3.222	177	-94,51	48.583	2.531	-94,79
Papua New Guinea	20	3.041	15.105,00	42	4.900	11.450,44
Thailand	1.677	138.427	8.155,67	1.955	90.229	4.514,24
Singapore	417	5.944	1.326,59	1.457	67.261	4.517,94
Philippines	5.990	11.050	84,48	5.411	5.063	-6,44
Malaysia	34.899	30.302	-13,17	49.791	39.620	-20,43
Cambodia	-	50	-	-	125	-
Viet Nam	190	207	8,91	1.000	315	-68,50
Maldives	541	22	-95,91	1.548	215	-86,11
Sri Lanka	476	18	-96,22	1.836	46	-97,51
Saudi Arabia	-	85	-	-	3.241	-
Kuwait	-	48	-	-	240	-
Oman	50.700	50.700	-0	72.930	67.770	-7,08
United Arab Emirates	164.344	187.215	13,92	236.865	298.911	26,19
Qatar	22	5	-79,04	45	20	-55,56
Bahrain	21	-	-	400	-	-
Nigeria	192	-	-	15.510	-	-
Sierra Leone	-	84	-	-	180	-
Uganda	-	432	-	-	600	-
South Africa	13	-	-	594	-	-
Australia	1.830	4.307	135,39	19.959	30.307	51,84
New Zealand	-	1.539	-	-	35.072	-
Christmas Islands	15	-	-	66	-	-
East Timor	6.947	33.071	376,03	33.590	9.573	-71,50
United States	189	458	141,63	2.762	5.558	101,22
Mexico	576	194	-66,26	8.439	2.589	-69,33
Brazil	-	16	-	-	232	-

Lanjutan Tabel 3.6

Komoditas/Negara Tujuan	Berat Bersih (kg)		Perub %	Nilai FOB (US\$)		Perub %
	Jan-Jul 2023	Jan-Jul 2024		Jan-Jul 2023	Jan-Jul 2024	
	(1)	(2)	(3)	(4)	(5)	(6)
United Kingdom	87	79	-9,09	1.258	1.148	-8,72
Netherlands	-	220	-	-	550	-
France	234	372	58,97	3.384	5.053	49,35
Germany, Fed. Rep. of	273	480	75,86	3.964	5.879	48,33
Austria	400	-	-	4.275	-	-
Switzerland	-	84	-	-	180	-
Ireland	-	2.000	-	-	10.000	-
<b>Suku Cadang Alat Angkutan Lainnya</b>	<b>35.080</b>	<b>42.602</b>	<b>21,44</b>	<b>276.462</b>	<b>261.782</b>	<b>-5,31</b>
Japan	710	-	-	10.522	-	-
Hong Kong	-	3.552	-	-	92.924	-
China	18	4	-78,02	129	30	-76,95
Mongolia	2.076	114	-94,51	152.819	2.586	-98,31
Thailand	-	525	-	-	8.000	-
Singapore	70	2.659	3.708,91	1.467	63.089	4.199,34
Philippines	2	-	-	84	-	-
Malaysia	158	6.300	3.891,64	2.153	6.110	183,73
Viet Nam	35	197	463,07	12	300	2.319,35
India	92	-	-	1.849	-	-
Pakistan	-	35	-	-	466	-
Togo	-	4.560	-	-	1.800	-
Australia	30.489	23.666	-22,38	104.301	85.616	-17,91
East Timor	1.390	957	-31,14	688	290	-57,82
United States	40	-	-	2.438	-	-
Costa Rica	-	24	-	-	207	-
Germany, Fed. Rep. of	-	8	-	-	365	-
<b>Furnitur dari Kayu</b>	<b>214.809.820</b>	<b>202.227.409</b>	<b>-5,86</b>	<b>858.795.186</b>	<b>850.457.194</b>	<b>-0,97</b>
Japan	27.060.071	24.096.067	-10,95	63.297.486	56.421.815	-10,86
Hong Kong	125.408	131.039	4,49	736.559	682.668	-7,32
Korea, Republic of	2.756.967	2.526.721	-8,35	9.392.447	8.294.051	-11,69
Taiwan	5.243.133	5.333.423	1,72	11.850.151	13.183.579	11,25
China	2.469.508	3.600.528	45,80	5.267.598	6.626.171	25,79
Macau	1.636	1.132	-30,81	41.070	69.891	70,18
Papua New Guinea	1.087	12.576	1.056,47	4.651	38.113	719,42
Thailand	405.126	495.387	22,28	1.458.716	1.643.988	12,70
Singapore	1.761.589	820.078	-53,45	4.529.673	3.292.617	-27,31
Philippines	676.645	492.334	-27,24	1.397.213	995.839	-28,73
Malaysia	5.259.740	5.179.816	-1,52	10.242.224	7.618.485	-25,62
Cambodia	20.855	5.910	-71,66	35.060	9.289	-73,51
Brunei Darussalam	180.238	227.384	26,16	189.683	429.956	126,67
Nepal	-	8.915	-	-	26.597	-
Viet Nam	95.378	35.038	-63,26	519.273	139.106	-73,21
Maldives	669.438	605.195	-9,60	4.305.374	3.036.661	-29,47
India	1.206.226	1.050.599	-12,90	3.906.952	2.897.919	-25,83
Bangladesh	3.611	420	-88,37	28.971	13.410	-53,71
Sri Lanka	35.312	61.704	74,74	324.610	63.034	-80,58
Iraq	59.166	53.619	-9,38	483.103	143.332	-70,33
Iran (Islamic Republic of)	-	7.324	-	-	6.267	-
Saudi Arabia	627.404	652.152	3,94	2.696.903	6.718.493	149,12
Israel	537.436	514.104	-4,34	2.468.500	2.123.642	-13,97
Kuwait	103.465	112.456	8,69	401.626	259.058	-35,50
Jordan	35.840	20.763	-42,07	193.840	111.983	-42,23
Lebanon	26.449	37.208	40,68	68.996	109.543	58,77
Yemen	300	-	-	3.658	-	-
Oman	57.597	73.962	28,41	134.758	274.363	103,60
Turkey	558.650	752.515	34,70	3.456.213	4.544.113	31,48
United Arab Emirates	1.152.022	1.043.298	-9,44	6.319.440	5.645.078	-10,67
Qatar	73.946	105.361	42,48	894.024	1.100.779	23,13
Bahrain	29.558	44.118	49,26	265.151	401.896	51,57
Cyprus	77.488	145.685	88,01	431.798	617.434	42,99
Egypt	1.308	9.422	620,12	34.112	36.713	7,63
Libyan Arab Jamahiriya	3.280	24.954	660,80	13.340	106.471	698,14
Morocco	46.703	32.812	-29,74	124.343	336.334	170,49
Tunisia	-	9.728	-	-	54.503	-
Sudan	15.214	-	-	5.100	-	-
Namibia	30.362	20.882	-31,22	96.720	91.467	-5,43
Tanzania, United Rep. of	23.408	97.991	318,62	100.467	705.573	602,29
Madagascar	17.845	4.900	-72,54	180.923	6.481	-96,42
Somalia	869	-	-	1.480	-	-
Kenya	22.814	15.381	-32,58	98.610	95.197	-3,46
Reunion	498.642	448.891	-9,98	1.435.670	1.392.557	-3,00
Mozambique	18.073	6.675	-63,07	26.933	33.700	25,12
Botswana	1.337	-	-	14.918	-	-
Equatorial Guinea	-	4.782	-	-	25.150	-
Togo	22.900	-	-	42.682	-	-
Ghana	1.685	20.306	1.105,15	6.861	291.928	4.154,99
Guinea	245	-	-	1.120	-	-
Angola	13.635	-	-	124.559	-	-
Cameroon	15.836	-	-	5.798	-	-
Nigeria	-	2.173	-	-	49.680	-

Lanjutan Tabel 3.6

Komoditas/Negara Tujuan	Berat Bersih (kg)		Perub %	Nilai FOB (US\$)		Perub %
	Jan-Jul 2023	Jan-Jul 2024		Jan-Jul 2023	Jan-Jul 2024	
	(1)	(2)	(3)	(4)	(5)	(6)
Gabon	10.798	2.843	-73,68	6.756	4.494	-33,48
Cote D'Ivoire	127	3.380	2.561,73	5.488	38.943	609,56
Senegal	11.702	25.168	115,07	97.548	207.850	113,07
Seychelles	107.828	86.139	-20,11	632.685	913.833	44,44
Uganda	864	-	-	2.919	-	-
Djibouti	57.828	43.183	-25,32	68.261	74.205	8,71
South Africa	723.137	756.279	4,58	2.317.694	2.706.590	16,78
Zimbabwe	4.549	-	-	65.284	-	-
Mauritius	1.021.987	1.329.316	30,07	1.995.696	2.218.918	11,19
Mayotte	27.218	12.885	-52,66	46.495	32.381	-30,35
Australia	4.413.025	4.265.997	-3,33	21.625.190	20.573.668	-4,86
New Zealand	438.288	353.189	-19,42	1.959.117	1.658.940	-15,32
Micronesia, Fed. States of	-	928	-	-	8.640	-
Guam	1.694	17.110	910,05	7.807	57.068	630,99
Palau	-	2.328	-	-	19.912	-
New Caledonia	118.359	83.853	-29,15	311.300	255.140	-18,04
Northern Mariana Islands	8.150	2.090	-74,35	21.744	5.724	-73,68
Saint Vincent and the Grenadines	7.568	18.802	148,43	2.300	130.657	5.580,74
Vanuatu	70	9.920	14.072,05	1.407	32.244	2.192,20
Wallis and Futuna Islands	18.704	14.379	-23,12	62.454	50.283	-19,49
Cook Islands	155	4.331	2.694,19	372	39.429	10.485,52
Fiji	194.462	125.851	-35,28	758.735	952.824	25,58
Samoa	-	200	-	-	769	-
Solomon Islands	-	689	-	-	2.330	-
Tuvalu	1.222	-	-	4.502	-	-
East Timor	1.396.559	1.176.504	-15,76	1.241.366	863.779	-30,42
United States	92.061.828	91.770.754	-0,32	466.779.696	466.018.796	-0,16
Canada	1.475.456	2.766.903	87,53	7.252.314	10.023.891	38,22
Mexico	487.666	677.010	38,83	2.922.119	3.774.391	29,17
Guatemala	66.145	25.373	-61,64	334.954	147.150	-56,07
Honduras	6.924	4.884	-29,46	26.227	13.914	-46,95
Nicaragua	380	-	-	2.000	-	-
Panama	69.000	45.600	-33,91	252.984	244.825	-3,23
Curacao	8.323	47.425	469,81	8.373	131.610	1.471,87
Suriname	7.355	32.880	347,05	25.103	50.965	103,03
Chile	315.701	348.494	10,39	1.429.574	1.725.354	20,69
Venezuela	1.226	14.229	1.061,01	12.742	53.829	322,47
Argentina	77.557	67.144	-13,43	114.427	193.364	68,98
Brazil	77.524	93.985	21,23	266.006	445.955	67,65
Colombia	53.905	33.355	-38,12	226.414	126.836	-43,98
Uruguay	131.533	212.915	61,87	569.676	921.383	61,74
Paraguay	3.302	6.052	83,30	20.360	26.849	31,87
Ecuador	4.706	5.043	7,16	37.330	41.311	10,66
Peru	55.558	56.742	2,13	324.852	323.485	-0,42
Guyana	3.000	-	-	8.965	-	-
Trinidad and Tobago	-	6.940	-	-	20.194	-
Bahamas	24.080	5.905	-75,48	102.120	47.703	-53,29
Jamaica	53.251	97.634	83,35	479.243	596.609	24,49
Puerto Rico	78.295	103.083	31,66	388.657	378.892	-2,51
Belize	4.033	19.330	379,35	47.515	196.230	312,98
Dominican Republic	241.018	368.815	53,02	875.553	1.838.348	109,96
El Salvador	1.085	2.004	84,70	2.177	10.290	372,65
Costa Rica	134.460	131.394	-2,28	519.316	732.228	41,00
Barbados	3.700	3.946	6,64	9.650	10.341	7,17
Antigua and Barbuda	12.059	4.619	-61,69	33.008	29.619	-10,27
Anguilla	666	377	-43,37	13.890	5.031	-63,78
Aruba	11.310	78.592	594,89	32.172	434.852	1.251,65
Bermuda	-	4.327	-	-	88.382	-
Cayman Islands	48.149	16.533	-65,66	298.700	178.680	-40,18
Dominica	165	-	-	5.551	-	-
French Guiana	5.241	20.486	290,91	26.298	51.216	94,75
French Polynesia	125.511	131.837	5,04	721.197	576.685	-20,04
Grenada	-	5.627	-	-	29.039	-
Martinique	136.914	155.421	13,52	475.278	509.822	7,27
Netherlands Antilles	171.018	92.972	-45,64	759.873	475.513	-37,42
Saint Lucia	26.437	-	-	89.850	-	-
Turks and Caicos Islands	22.157	23.232	4,85	182.197	139.854	-23,24
Guadeloupe	241.104	233.030	-3,35	877.654	867.503	-1,16
Saint Kitts and Nevis	1.380	-	-	46.107	-	-
Virgin Islands (British)	7.339	13.971	90,37	31.965	85.885	168,68
U.S. Virgin Islands	10.786	9.884	-8,37	101.082	52.538	-48,02
Sint Maarten (Dutch Part)	-	3.101	-	-	11.654	-
United Kingdom	10.182.886	9.384.579	-7,84	25.037.163	23.958.331	-4,31
Netherlands	18.321.886	9.001.357	-50,87	34.059.969	35.482.114	4,18
France	6.844.836	7.776.763	13,62	25.497.231	27.124.702	6,38
Germany, Fed. Rep. of	4.949.602	5.249.394	6,06	24.639.778	25.339.255	2,84
Austria	196.116	146.811	-25,14	1.053.601	879.911	-16,49
Belgium	6.919.125	5.384.214	-22,18	34.157.605	29.395.744	-13,94
Switzerland	9.926	6.663	-32,88	44.518	53.531	20,25
Monaco	-	1.811	-	-	21.361	-
Denmark	1.001.860	1.017.354	1,55	6.798.114	6.148.032	-9,56

Lanjutan Tabel 3.6

Komoditas/Negara Tujuan	Berat Bersih (kg)		Perub %	Nilai FOB (US\$)		Perub %
	Jan-Jul 2023	Jan-Jul 2024		Jan-Jul 2023	Jan-Jul 2024	
	(1)	(2)	(3)	(4)	(5)	(6)
Norway	109.117	125.178	14,72	704.601	811.354	15,15
Sweden	600.799	572.989	-4,63	3.471.525	3.174.380	-8,56
Finland	77.959	50.691	-34,98	248.304	193.550	-22,05
Ireland	218.543	243.238	11,30	1.220.923	1.358.846	11,30
Italy	1.501.091	1.439.239	-4,12	12.443.170	11.495.258	-7,62
Spain	3.840.857	3.840.764	0,00	19.316.274	17.731.830	-8,20
Portugal	229.740	150.319	-34,57	969.575	585.903	-39,57
Iceland	6.440	3.631	-43,62	4.980	6.222	24,94
Greece	1.234.477	1.312.717	6,34	6.734.405	6.981.725	3,67
Hungary	8.185	6.608	-19,27	47.437	40.655	-14,30
Poland	756.823	489.249	-35,35	2.884.665	1.865.173	-35,34
Romania	88.817	50.989	-42,59	468.635	203.850	-56,50
Bulgaria	78.796	135.169	71,54	297.783	536.964	80,32
Albania	299.991	250.893	-16,37	1.189.811	1.133.321	-4,75
Azerbaijan	-	1.129	-	-	12.374	-
Kazakhstan	4.630	1.215	-73,76	15.042	30.828	104,94
Uzbekistan	307	-	-	2.335	-	-
Lithuania	44.384	35.886	-19,15	101.769	151.630	48,99
Latvia	31.869	39.129	22,78	259.682	300.359	15,66
Estonia	18.595	16.474	-11,41	110.471	84.787	-23,25
Georgia	48.945	24.143	-50,67	152.950	179.681	17,48
Croatia	28.367	42.933	51,35	69.416	143.931	107,35
Malta	37.932	21.666	-42,88	213.425	80.186	-62,43
Slovakia	966	434	-55,05	23.697	1.069	-95,49
Slovenia	48.793	98.441	101,75	156.486	396.743	153,53
Czech Republic	73.391	37.522	-48,87	256.906	83.064	-67,67
Russia Federation	106.827	216.691	102,84	444.453	1.171.401	163,56
Serbia	5.275	4.186	-20,64	59.503	25.997	-56,31
Montenegro	4.682	24.004	412,65	11.340	28.570	151,94
<b>Furnitur Lainnya</b>	<b>53.421.312</b>	<b>59.803.438</b>	<b>11,95</b>	<b>186.832.447</b>	<b>186.086.477</b>	<b>-0,40</b>
Japan	3.876	11.044	184,95	46.290	490.137	958,85
Hong Kong	370	606	63,92	5.919	6.353	7,34
Korea, Republic of	3.466	7.685	121,74	22.751	76.008	234,09
Taiwan	33.989	28.693	-15,58	231.538	205.963	-11,05
China	73.112	27.217	-62,77	287.255	120.589	-58,02
Papua New Guinea	73	8.771	11.914,44	361	27.960	7.635,53
Thailand	142.150	134.101	-5,66	599.716	901.159	50,26
Singapore	1.237.686	1.078.248	-12,88	5.064.168	4.644.543	-8,29
Philippines	38.351	44.486	16,00	204.127	196.867	-3,56
Malaysia	456.620	517.641	13,36	2.359.099	2.438.985	3,39
Myanmar	138	-	-	2.550	-	-
Cambodia	4.613	8.792	90,59	58.997	67.817	14,95
Brunei Darussalam	7.450	10.701	43,62	7.127	26.025	265,18
Viet Nam	67.610	17.182	-74,59	352.793	99.312	-71,85
Maldives	4.892	18.672	281,73	121.621	224.505	84,59
India	1.719	968	-43,67	7.563	27.389	262,15
Pakistan	135	521	286,28	1.112	4.227	280,01
Bangladesh	3.422	165	-95,18	28.547	1.327	-95,35
Sri Lanka	70	140	100,19	76	210	176,32
Iraq	179	1.130	530,73	2.859	4.522	58,18
Saudi Arabia	3.868	1.466	-62,11	23.006	24.420	6,15
Israel	49	414	744,28	268	3.354	1.151,40
Kuwait	-	158	-	-	1.206	-
Jordan	-	5	-	-	2.775	-
Yemen	20	-	-	1.333	-	-
Oman	-	50	-	-	550	-
Syria Arab Republic	6.280	-	-	43.890	-	-
Turkey	4.823	171	-96,45	21.441	952	-95,56
United Arab Emirates	2.761	9.352	238,77	43.345	99.149	128,74
Qatar	-	971	-	-	12.268	-
Bahrain	3	174	5.009,53	136	3.023	2.122,50
Morocco	300	-	-	2.400	-	-
Namibia	140	221	57,86	995	6.978	601,30
Tanzania, United Rep. of	372	3.956	963,49	2.838	54.811	1.831,08
Madagascar	-	115	-	-	5.023	-
Kenya	954	232	-75,68	15.049	2.405	-84,02
Reunion	345	892	158,92	4.688	5.389	14,96
Togo	592	8	-98,65	800	22	-97,20
Guinea	564	1.420	151,80	802	1.976	146,42
Nigeria	-	6	-	-	16	-
Gabon	6.140	-	-	32.338	-	-
Senegal	145	-	-	6.284	-	-
Seychelles	1.380	885	-35,85	6.665	1.884	-71,74
South Africa	180	512	184,01	4.071	1.373	-66,29
Comoros	-	888	-	-	5.565	-
Mauritius	345	703	103,62	3.138	8.676	176,44
Australia	30.070	27.535	-8,43	279.877	295.995	5,76
New Zealand	11.958	466	-96,10	6.569	1.871	-71,51
Guam	324	-	-	5.972	-	-
New Caledonia	1.289	1.745	35,38	11.150	9.223	-17,28

Lanjutan Tabel 3.6

Komoditas/Negara Tujuan	Berat Bersih (kg)		Perub %	Nilai FOB (US\$)		Perub %
	Jan-Jul 2023	Jan-Jul 2024		Jan-Jul 2023	Jan-Jul 2024	
(1)	(2)	(3)	(4)	(5)	(6)	(7)
Saint Vincent and the Grenadines	-	314	-	-	3.479	-
Vanuatu	261	1.823	598,66	13.223	9.470	-28,38
Wallis and Futuna Islands	932	465	-50,08	4.064	1.231	-69,70
Cook Islands	5	37	640,00	134	1.126	738,81
Fiji	90	23	-75,00	198	599	202,39
Kiribati	1.190	1.567	31,70	8.164	6.922	-15,22
Samoa	-	350	-	-	377	-
Solomon Islands	-	2.506	-	-	4.809	-
East Timor	1.180.210	1.397.989	18,45	2.488.133	2.660.683	6,93
United States	48.244.996	54.071.853	12,08	167.932.972	165.266.906	-1,59
Canada	1.722.420	2.190.353	27,17	5.275.998	6.096.497	15,55
Mexico	4	-	-	120	-	-
Panama	-	56	-	-	1.618	-
Curacao	75	73	-2,97	387	234	-39,53
Suriname	-	1.095	-	-	3.652	-
Chile	74	3.412	4.493,71	921	30.876	3.252,43
Brazil	125	798	540,81	1.120	1.954	74,46
Uruguay	-	88	-	-	110	-
Ecuador	-	174	-	-	3.651	-
Bahamas	35	4	-88,57	162	80	-50,70
Jamaica	32	-	-	1.483	-	-
Puerto Rico	-	498	-	-	13	-
Belize	-	20	-	-	232	-
Dominican Republic	178	1.115	526,47	3.741	5.837	56,02
El Salvador	336	-	-	3.826	-	-
Costa Rica	95	361	279,97	1.368	5.809	324,69
Antigua and Barbuda	-	223	-	-	868	-
Aruba	970	2.949	204,02	910	44.226	4.758,13
Bermuda	-	62	-	-	1.346	-
Cayman Islands	-	41	-	-	7.454	-
French Polynesia	1.630	2.900	77,89	14.388	16.752	16,43
Martinique	25	157	526,00	322	1.799	458,99
Netherlands Antilles	914	269	-70,61	6.194	1.859	-69,98
Turks and Caicos Islands	6.504	-	-	34.862	-	-
Guadeloupe	3.971	4.061	2,26	25.196	24.667	-2,10
Virgin Islands (British)	150	-	-	1.275	-	-
U.S. Virgin Islands	-	10	-	-	522	-
United Kingdom	1.405	15.021	968,87	8.820	83.071	841,80
Netherlands	8.248	6.800	-17,55	78.839	89.083	12,99
France	18.281	34.938	91,12	193.608	591.525	205,53
Germany, Fed. Rep. of	12.487	32.740	162,21	119.502	354.185	196,38
Austria	-	1.586	-	-	19.017	-
Belgium	1.870	11.883	535,47	24.168	45.258	87,26
Switzerland	6	456	7.501,30	50	3.630	7.117,11
Denmark	20.365	19.848	-2,54	346.858	342.088	-1,38
Norway	1.766	808	-54,28	22.522	4.277	-81,01
Sweden	1.739	417	-76,02	10.642	4.221	-60,34
Finland	133	117	-12,29	3.261	2.088	-35,99
Ireland	-	275	-	-	1.275	-
Italy	12.724	8.238	-35,25	140.898	72.551	-48,51
Spain	17.138	5.680	-66,86	106.041	42.706	-59,73
Portugal	969	2.235	130,69	4.850	27.629	469,62
Greece	1.793	3.236	80,50	7.419	60.112	710,29
Hungary	185	2	-98,92	639	39	-93,95
Poland	2.125	1.109	-47,82	11.117	7.313	-34,22
Romania	-	66	-	-	158	-
Albania	-	49	-	-	78	-
Latvia	423	589	39,41	9.051	6.839	-24,44
Croatia	-	65	-	-	907	-
Malta	20	-	-	188	-	-
Slovenia	-	575	-	-	762	-
Czech Republic	1.582	95	-93,99	3.227	90	-97,21
Russia Federation	10	1.859	18.122,59	60	9.120	15.084,82
<b>Furnitur dari Logam</b>	<b>7.995.071</b>	<b>10.415.238</b>	<b>30,27</b>	<b>73.050.317</b>	<b>96.277.812</b>	<b>31,80</b>
Japan	341.305	431.048	26,29	2.641.150	3.450.430	30,64
Hong Kong	9.709	8.635	-11,06	98.085	79.683	-18,76
Korea, Republic of	21.043	25.958	23,36	259.285	216.978	-16,32
Taiwan	44.377	42.224	-4,85	173.694	168.278	-3,12
China	14.998	29.507	96,74	74.849	245.637	228,18
Mongolia	-	214	-	-	364	-
Macau	-	980	-	-	34.671	-
Papua New Guinea	756	11.815	1.462,27	4.085	140.831	3.347,18
Thailand	32.201	62.714	94,76	268.682	551.208	105,15
Singapore	211.623	288.745	36,44	1.071.763	1.258.164	17,39
Philippines	41.207	6.904	-83,25	147.269	63.906	-56,61
Malaysia	104.095	244.211	134,60	654.601	1.465.527	123,88
Myanmar	-	210	-	-	144	-
Cambodia	33.718	-	-	37.398	-	-
Brunei Darussalam	447	175	-60,85	4.573	4.819	5,37
Viet Nam	3.385	5.337	57,65	74.672	23.735	-68,21

Lanjutan Tabel 3.6

Komoditas/Negara Tujuan	Berat Bersih (kg)		Perub %	Nilai FOB (US\$)		Perub %
	Jan-Jul 2023	Jan-Jul 2024		Jan-Jul 2023	Jan-Jul 2024	
	(1)	(2)	(3)	(4)	(5)	(6)
Maldives	33.687	6.073	-81,97	419.496	79.728	-80,99
India	11.246	10.363	-7,85	139.981	153.924	9,96
Bangladesh	2.030	39	-98,08	24.740	964	-96,10
Sri Lanka	1.662	44	-97,36	23.436	185	-99,21
Iraq	1.094	1.251	14,35	12.097	15.010	24,08
Saudi Arabia	23.350	12.338	-47,16	185.736	305.252	64,35
Israel	9.952	6.014	-39,57	109.117	54.904	-49,68
Kuwait	6.610	683	-89,66	62.463	13.403	-78,54
Jordan	3.275	6.316	92,84	36.100	69.102	91,42
Lebanon	1.266	851	-32,73	18.319	11.812	-35,52
Oman	-	3.082	-	-	31.495	-
Turkey	70.804	18.256	-74,22	678.276	200.028	-70,51
United Arab Emirates	101.637	56.679	-44,23	991.134	624.947	-36,95
Qatar	1.711	4.964	190,09	30.706	58.819	91,55
Bahrain	4.827	3.617	-25,06	46.409	58.204	25,42
Cyprus	15.962	17.382	8,89	151.236	287.412	90,04
Egypt	68	996	1.364,71	1.546	2.421	56,62
Morocco	2.966	7.350	147,81	30.318	158.981	424,38
Namibia	568	191	-66,43	11.538	1.404	-87,83
Tanzania, United Rep. of	3.120	3.028	-2,96	3.985	37.677	845,46
Madagascar	11.399	-	-	83.268	-	-
Kenya	31	491	1.467,11	1.010	2.652	162,70
Reunion	2.645	3.982	50,55	11.476	24.505	113,53
Ghana	3.236	842	-73,99	12.360	22.031	78,24
Guinea	-	5.810	-	-	121.270	-
Angola	728	-	-	7.928	-	-
Nigeria	20.250	3.828	-81,10	32.500	70.497	116,91
Senegal	-	2.388	-	-	42.994	-
Seychelles	1.448	2.413	66,64	31.730	28.798	-9,24
Djibouti	532	-	-	16.576	-	-
South Africa	36.265	31.112	-14,21	302.961	248.397	-18,01
Mauritius	3.629	20.800	473,21	19.048	219.115	1.050,30
Australia	306.023	309.809	1,24	2.657.292	2.605.806	-1,94
New Zealand	48.201	26.431	-45,16	473.588	259.204	-45,27
Guam	618	-	-	8.024	-	-
Palau	-	10.825	-	-	113.430	-
New Caledonia	2.535	1.841	-27,37	16.349	4.774	-70,80
Cook Islands	-	34	-	-	192	-
Fiji	5.907	3.733	-36,79	47.023	56.112	19,33
Solomon Islands	-	1.802	-	-	2.300	-
East Timor	78.160	226.201	189,41	143.113	295.392	106,41
United States	3.709.318	5.473.547	47,56	34.521.746	49.735.479	44,07
Canada	138.181	130.495	-5,56	736.172	725.711	-1,42
Mexico	22.475	29.075	29,36	239.708	317.333	32,38
Guatemala	550	3.133	469,73	1.888	35.330	1.771,62
Honduras	-	23.384	-	-	46.612	-
Panama	5.284	2.071	-60,80	63.972	24.805	-61,23
Cuba	-	2.653	-	-	37.875	-
Suriname	80	-	-	359	-	-
Chile	11.116	7.279	-34,52	87.581	53.683	-38,70
Venezuela	2.481	600	-75,81	35.051	8.227	-76,53
Argentina	90	-	-	840	-	-
Brazil	3.640	1.711	-53,00	36.134	3.906	-89,19
Colombia	2.375	1.769	-25,51	9.280	6.140	-33,84
Uruguay	-	3.436	-	-	14.683	-
Paraguay	-	116	-	-	2.315	-
Peru	8.701	2.547	-70,73	80.572	25.724	-68,07
Bahamas	3	-	-	114	-	-
Jamaica	11.265	4.568	-59,45	194.586	57.569	-70,41
Puerto Rico	4.332	2.661	-38,56	42.946	27.401	-36,20
Belize	543	2.092	285,48	6.264	35.757	470,84
Dominican Republic	14.323	37.194	159,67	226.952	660.546	191,05
El Salvador	1.047	-	-	13.823	-	-
Costa Rica	3.923	2.311	-41,08	56.685	32.260	-43,09
Barbados	109	-	-	1.858	-	-
Antigua and Barbuda	120	-	-	792	-	-
Aruba	-	18.468	-	-	256.830	-
Cayman Islands	641	-	-	3.451	-	-
French Guiana	970	-	-	11.427	-	-
French Polynesia	4.944	2.183	-55,85	55.307	26.767	-51,60
Martinique	-	1.656	-	-	19.221	-
Netherlands Antilles	2.102	2.863	36,22	24.938	36.520	46,44
Saint Lucia	-	1.035	-	-	25.502	-
Turks and Caicos Islands	-	628	-	-	17.707	-
Guadeloupe	150	90	-40,00	10	720	7.104,11
United Kingdom	125.988	199.472	58,33	1.419.122	2.238.954	57,77
Netherlands	445.922	734.302	64,67	4.007.088	8.353.810	108,48
France	373.341	304.189	-18,52	2.402.435	2.530.664	5,34
Germany, Fed. Rep. of	260.998	406.591	55,78	3.698.774	5.677.063	53,48
Austria	2.160	4.066	88,21	19.371	64.300	231,93
Belgium	521.785	358.697	-31,26	5.289.837	3.801.822	-28,13

Lanjutan Tabel 3.6

Komoditas/Negara Tujuan	Berat Bersih (kg)		Perub %	Nilai FOB (US\$)		Perub %
	Jan-Jul 2023	Jan-Jul 2024		Jan-Jul 2023	Jan-Jul 2024	
	(1)	(2)	(3)	(4)	(5)	(6)
Switzerland	1.515	10.957	623,17	25.875	178.542	590,02
Monaco	11	-	-	805	-	-
Denmark	243.948	272.224	11,59	2.518.010	2.929.515	16,34
Norway	9.994	12.672	26,80	127.021	168.327	32,52
Sweden	31.356	46.277	47,59	227.620	292.054	28,31
Finland	9.788	835	-91,47	81.169	6.271	-92,27
Ireland	1.185	12.195	928,83	10.827	132.063	1.119,72
Italy	72.999	69.552	-4,72	1.023.386	866.131	-15,37
Spain	147.330	151.832	3,06	1.499.826	1.560.333	4,03
Portugal	6.647	10.023	50,79	54.482	130.195	138,97
Iceland	-	86	-	-	140	-
Greece	30.262	45.481	50,29	473.035	505.774	6,92
Hungary	909	34	-96,26	16.442	259	-98,42
Poland	46.411	26.167	-43,62	747.875	340.940	-54,41
Romania	-	273	-	-	1.357	-
Bulgaria	588	526	-10,51	7.720	4.652	-39,74
Albania	16.196	922	-94,31	296.590	9.653	-96,75
Azerbaijan	-	1.915	-	-	24.606	-
Kazakhstan	573	-	-	15.213	-	-
Lithuania	-	7.063	-	-	84.662	-
Latvia	10.276	1.779	-82,69	216.366	24.714	-88,58
Estonia	693	1.144	65,08	9.914	15.346	54,80
Georgia	4.993	-	-	27.220	-	-
Croatia	-	3.155	-	-	47.794	-
Malta	-	2.400	-	-	40.157	-
Slovenia	1.048	2.004	91,22	21.445	21.262	-0,86
Czech Republic	2.687	301	-88,81	3.410	4.313	26,48
Serbia	400	-	-	5.996	-	-
<b>Furnitur dari Rotan atau Bambu</b>	<b>10.848.939</b>	<b>8.494.285</b>	<b>-21,70</b>	<b>76.683.196</b>	<b>55.739.217</b>	<b>-27,31</b>
Japan	779.207	656.992	-15,68	5.280.928	4.891.547	-7,37
Hong Kong	3.103	126	-95,95	24.559	10.175	-58,57
Korea, Republic of	25.621	20.553	-19,78	177.778	123.035	-30,79
Taiwan	149.747	161.411	7,79	696.444	609.144	-12,54
China	83.444	194.570	133,18	462.806	563.779	21,82
Macau	31	-	-	19	-	-
Papua New Guinea	190	72	-62,08	1.838	314	-82,90
Thailand	15.863	27.008	70,26	87.849	51.805	-41,03
Singapore	61.328	38.581	-37,09	479.119	280.307	-41,50
Philippines	4.634	20.525	342,95	23.906	116.362	386,76
Malaysia	65.846	71.858	9,13	349.630	239.750	-31,43
Brunei Darussalam	1.586	555	-65,02	2.387	2.334	-2,23
Viet Nam	2.453	5.278	115,20	49.521	95.321	92,49
Maldives	5.011	7.149	42,67	62.512	137.954	120,69
India	28.175	31.172	10,64	153.321	200.586	30,83
Pakistan	20.440	9.256	-54,72	34.476	8.385	-75,68
Bangladesh	271	-	-	7.697	-	-
Sri Lanka	2.660	15.002	464,09	22.506	49.819	121,36
Iraq	4.840	1.934	-60,03	23.720	7.274	-69,33
Iran (Islamic Republic of)	-	749	-	-	5.604	-
Saudi Arabia	62.971	76.345	21,24	261.469	250.098	-4,35
Israel	98.382	62.365	-36,61	572.364	320.675	-43,97
Kuwait	5.745	1.971	-65,69	43.226	13.095	-69,70
Jordan	649	-	-	4.218	-	-
Lebanon	10.683	30.248	183,15	35.315	188.047	432,48
Oman	2.132	187	-91,23	3.240	2.310	-28,70
Turkey	117.070	59.184	-49,45	556.562	333.162	-40,14
United Arab Emirates	58.155	67.844	16,66	518.580	511.063	-1,45
Qatar	667	1.456	118,47	7.657	9.224	20,46
Bahrain	1.592	2.233	40,30	15.294	18.581	21,49
Cyprus	2.466	2.525	2,39	23.377	9.667	-58,65
Egypt	245	200	-18,28	613	40	-93,48
Libyan Arab Jamahiriya	-	224	-	-	225	-
Morocco	3.229	1.389	-56,97	33.809	19.552	-42,17
Namibia	950	1.615	70,00	5.418	10.904	101,27
Tanzania, United Rep. of	1.885	99	-94,75	13.608	213	-98,43
Madagascar	553	1.919	247,15	12.292	14.949	21,62
Kenya	10.404	60	-99,42	36.015	262	-99,27
Reunion	13.405	23.864	78,02	75.902	108.217	42,58
Mozambique	-	127	-	-	2.289	-
Ghana	-	654	-	-	10.060	-
Nigeria	-	3.825	-	-	4.750	-
Gabon	504	-	-	337	-	-
Cote D'Ivoire	4	-	-	469	-	-
Senegal	-	201	-	-	1.137	-
Seychelles	3.164	907	-71,33	15.045	5.581	-62,90
Uganda	134	-	-	728	-	-
Niger	-	3.648	-	-	17.328	-
South Africa	31.634	34.198	8,10	224.052	237.459	5,98
Zimbabwe	479	-	-	7.562	-	-
Mauritius	29.430	11.291	-61,64	184.713	89.769	-51,40



Lanjutan Tabel 3.6

Komoditas/Negara Tujuan	Berat Bersih (kg)		Perub %	Nilai FOB (US\$)		Perub %
	Jan-Jul 2023	Jan-Jul 2024		Jan-Jul 2023	Jan-Jul 2024	
(1)	(2)	(3)	(4)	(5)	(6)	(7)
Mayotte	-	76	-	-	632	-
Australia	499.273	497.142	-0,43	3.386.667	2.472.850	-26,98
New Zealand	23.452	13.583	-42,08	159.315	95.140	-40,28
Guam	40	-	-	255	-	-
New Caledonia	1.299	984	-24,21	7.413	7.585	2,31
Vanuatu	1.533	-	-	17.060	-	-
Wallis and Futuna Islands	165	-	-	578	-	-
Cook Islands	-	159	-	-	1.330	-
Fiji	1.140	3.776	231,24	22.104	49.475	123,83
Kiribati	23	-	-	425	-	-
Solomon Islands	-	598	-	-	2.281	-
East Timor	109.569	38.392	-64,96	418.859	121.980	-70,88
United States	4.189.890	2.037.756	-51,36	34.539.548	19.960.542	-42,21
Canada	46.031	37.037	-19,54	405.808	241.477	-40,49
Mexico	47.760	31.623	-33,79	360.607	222.489	-38,30
Guatemala	1.983	1.023	-48,41	11.206	7.657	-31,67
Honduras	-	933	-	-	7.147	-
Panama	6.952	326	-95,32	67.792	5.367	-92,08
Curacao	-	30	-	-	291	-
Chile	43.475	30.667	-29,46	292.904	255.084	-12,91
Argentina	24.817	8.120	-67,28	139.658	36.167	-74,10
Brazil	34.198	17.153	-49,84	178.876	93.289	-47,85
Colombia	9.059	2.673	-70,49	63.108	14.228	-77,45
Uruguay	4.591	4.204	-8,44	11.900	45.855	285,34
Paraguay	2.255	4.258	88,79	5.853	36.050	515,91
Ecuador	768	1.744	126,96	5.283	13.784	160,91
Peru	11.856	6.862	-42,13	93.062	47.638	-48,81
Bahamas	760	234	-69,19	6.834	2.678	-60,82
Jamaica	735	2.429	230,49	2.218	11.307	409,75
Puerto Rico	4.023	308	-92,34	33.724	1.260	-96,26
Belize	-	1.299	-	-	6.779	-
Dominican Republic	15.261	11.381	-25,42	149.520	157.963	5,65
El Salvador	-	1.137	-	-	9.489	-
Costa Rica	15.365	7.372	-52,02	70.521	28.165	-60,06
Barbados	-	174	-	-	387	-
Antigua and Barbuda	727	1.235	69,92	4.125	4.805	16,48
Aruba	90	485	438,88	121	5.290	4.286,19
Cape Verde	3.290	-	-	4.475	-	-
Cayman Islands	230	1.039	351,94	677	4.450	557,39
French Guiana	215	1.341	525,36	627	3.931	526,89
French Polynesia	8.713	2.249	-74,19	41.568	16.578	-60,12
Martinique	5.532	7.279	31,59	8.948	27.900	211,78
Netherlands Antilles	5.164	927	-82,05	25.422	7.350	-71,09
Turks and Caicos Islands	35	-	-	535	-	-
Guadeloupe	10.260	11.623	13,28	28.910	28.361	-1,90
Virgin Islands (British)	1.897	4.545	139,59	2.965	6.938	134,02
U.S. Virgin Islands	63	-	-	820	-	-
United Kingdom	334.513	315.051	-5,82	1.857.963	1.953.320	5,13
Netherlands	550.106	600.339	9,13	2.441.230	2.658.290	8,89
France	838.276	853.687	1,84	5.672.700	4.690.609	-17,31
Germany, Fed. Rep. of	341.035	322.253	-5,51	2.192.302	1.850.697	-15,58
Austria	5.299	2.829	-46,61	30.234	14.299	-52,71
Belgium	271.034	312.239	15,20	1.888.596	1.693.387	-10,34
Switzerland	945	139	-85,29	10.643	16.431	54,39
Denmark	218.979	97.631	-55,42	2.097.141	753.534	-64,07
Norway	12.430	6.362	-48,81	50.195	24.810	-50,57
Sweden	157.364	145.900	-7,29	996.582	879.892	-11,71
Finland	95.946	18.592	-80,62	464.389	79.266	-82,93
Ireland	4.153	436	-89,50	27.136	2.106	-92,24
Italy	274.508	215.313	-21,56	2.691.749	1.618.547	-39,87
Spain	361.900	387.660	7,12	2.284.328	2.509.543	9,86
Portugal	18.852	19.841	5,25	94.100	114.664	21,85
Iceland	65	-	-	73	-	-
Greece	52.387	65.431	24,90	367.055	377.314	2,80
Hungary	5.001	1.259	-74,83	21.123	6.462	-69,41
Poland	140.532	139.135	-0,99	780.385	733.874	-5,96
Romania	30.284	36.842	21,65	172.012	195.833	13,85
Bulgaria	37.734	36.666	-2,83	118.873	73.295	-38,34
Albania	33.253	40.529	21,88	357.565	184.541	-48,39
Kazakhstan	6.999	-	-	18.610	-	-
Ukraine	5.531	-	-	25.924	-	-
Uzbekistan	396	-	-	848	-	-
Lithuania	8.454	43	-99,49	34.497	223	-99,35
Latvia	55.605	-	-	182.454	-	-
Estonia	266	11.991	4.416,26	2.064	73.953	3.482,99
Georgia	5.710	24.145	322,83	22.172	54.611	146,31
Croatia	5.771	5.303	-8,11	16.215	28.443	75,42
Malta	2.007	-	-	9.310	-	-
Slovenia	2.520	7.548	199,53	12.492	61.739	394,23
Czech Republic	2.188	4.478	104,64	6.625	7.831	18,20
Russia Federation	122.917	365.441	197,31	555.532	1.419.238	155,47

Lanjutan Tabel 3.6

Komoditas/Negara Tujuan	Berat Bersih (kg)		Perub %	Nilai FOB (US\$)		Perub %
	Jan-Jul 2023	Jan-Jul 2024		Jan-Jul 2023	Jan-Jul 2024	
	(1)	(2)	(3)	(4)	(5)	(6)
Serbia	2.511	10.651	324,19	16.570	25.360	53,04
Montenegro	4	1.007	25.086,83	340	2.987	778,43
<b>Furnitur dari Plastik</b>	<b>2.731.889</b>	<b>3.740.531</b>	<b>36,92</b>	<b>23.863.279</b>	<b>23.618.737</b>	<b>-1,02</b>
Japan	194.138	164.966	-15,03	1.057.991	1.101.515	4,11
Hong Kong	1.140	271	-76,19	4.543	2.546	-43,96
Korea, Republic of	113.606	83.257	-26,71	311.628	167.387	-46,29
Taiwan	22.997	283	-98,77	90.487	1.665	-98,16
China	4.006	1.271	-68,27	38.738	24.002	-38,04
Macau	-	42	-	-	228	-
Papua New Guinea	519	694	33,69	1.626	5.385	231,22
Thailand	21.773	16.297	-25,15	288.551	98.133	-65,99
Singapore	81.641	47.468	-41,86	524.851	413.820	-21,15
Philippines	90	4.729	5.154,10	60	24.427	40.611,90
Malaysia	6.870	4.281	-37,69	113.004	120.745	6,85
Cambodia	604	-	-	2.907	-	-
Brunei Darussalam	258	230	-10,78	478	1.573	229,09
Viet Nam	2.403	2	-99,92	2.839	2	-99,93
Maldives	13.923	2.117	-84,79	117.877	47.319	-59,86
India	7.186	5.984	-16,73	53.407	55.622	4,15
Bangladesh	-	14	-	-	396	-
Sri Lanka	-	569	-	-	3.843	-
Iraq	80	556	595,00	130	1.000	669,23
Iran (Islamic Republic of)	-	13	-	-	30	-
Saudi Arabia	4.254	1.612	-62,10	51.472	23.287	-54,76
Israel	45.274	42.256	-6,67	125.915	84.627	-32,79
Kuwait	231	146	-36,94	366	2.298	528,42
Lebanon	1.354	-	-	17.051	-	-
Turkey	15.763	19.401	23,08	157.813	211.879	34,26
United Arab Emirates	18.047	15.964	-11,54	209.106	167.399	-19,95
Qatar	16	138	762,02	20	734	3.570,00
Bahrain	79	563	611,22	2.510	4.788	90,75
Cyprus	6.273	2.000	-68,11	41.301	17.655	-57,25
Libyan Arab Jamahiriya	-	219	-	-	220	-
Morocco	820	135	-83,50	15.750	2.903	-81,57
Namibia	240	-	-	2.676	-	-
Tanzania, United Rep. of	1.936	-	-	54.476	-	-
Madagascar	2.527	1.039	-58,88	37.913	19.973	-47,32
Kenya	-	900	-	-	1.563	-
Reunion	3.874	1.040	-73,14	44.101	3.777	-91,44
Togo	-	6	-	-	31	-
Ghana	240	459	91,13	874	4.685	435,81
Guinea	-	312	-	-	4.491	-
Angola	21	-	-	900	-	-
Nigeria	-	297	-	-	1.624	-
Seychelles	5.694	3.418	-39,98	63.789	52.798	-17,23
Djibouti	50	-	-	50	-	-
South Africa	6.631	2.474	-62,69	76.731	21.730	-71,68
Zimbabwe	446	-	-	6.480	-	-
Mauritius	5.305	14.451	172,37	46.054	170.276	269,73
Australia	100.214	132.367	32,08	862.641	1.061.965	23,11
New Zealand	7.444	15.745	111,49	76.835	146.380	90,51
Saint Vincent and the Grenadines	-	168	-	-	92	-
Vanuatu	-	530	-	-	2.171	-
Cook Islands	-	160	-	-	2.191	-
Fiji	97	1.191	1.123,35	476	29.212	6.035,04
Kiribati	12	-	-	465	-	-
Solomon Islands	420	-	-	168	-	-
East Timor	530.730	756.177	42,48	413.097	745.202	80,39
United States	643.816	1.907.799	196,33	8.578.026	13.401.279	56,23
Canada	7.782	8.703	11,84	96.609	93.855	-2,85
Mexico	9.619	19.031	97,84	99.198	193.740	95,31
Panama	326	-	-	1.118	-	-
Suriname	199	-	-	1.452	-	-
Chile	1.773	2.407	35,74	15.413	16.605	7,73
Brazil	-	64	-	-	159	-
Colombia	263	4.691	1.681,29	2.892	22.136	665,44
Uruguay	94	-	-	723	-	-
Peru	219	-	-	3.704	-	-
Bahamas	693	171	-75,33	6.151	5.155	-16,19
Jamaica	666	-	-	1.216	-	-
Puerto Rico	661	-	-	2.358	-	-
Dominican Republic	2.232	13.926	524,00	26.241	160.940	513,32
Costa Rica	2.580	3.033	17,57	45.369	20.481	-54,86
Aruba	-	936	-	-	23.471	-
Bermuda	-	297	-	-	6.433	-
Cayman Islands	-	792	-	-	25.146	-
French Polynesia	4.204	1.876	-55,36	35.103	10.732	-69,43
Netherlands Antilles	3.717	4.764	28,15	51.590	60.541	17,35
Turks and Caicos Islands	1.349	242	-82,07	9.517	3.575	-62,44
Guadeloupe	12	323	2.591,67	1.479	4.642	213,94

Lanjutan Tabel 3.6

Komoditas/Negara Tujuan	Berat Bersih (kg)		Perub %	Nilai FOB (US\$)		Perub %
	Jan-Jul 2023	Jan-Jul 2024		Jan-Jul 2023	Jan-Jul 2024	
	(1)	(2)	(3)	(4)	(5)	(6)
Virgin Islands (British)	-	489	-	-	9.772	-
United Kingdom	95.284	62.014	-34,92	957.527	467.185	-51,21
Netherlands	264.629	79.745	-69,87	3.408.391	783.361	-77,02
France	6.218	20.986	237,49	48.399	182.486	277,04
Germany, Fed. Rep. of	152.133	80.306	-47,21	2.068.781	1.042.754	-49,60
Belgium	39.885	26.596	-33,32	443.423	297.785	-32,84
Switzerland	320	2.229	596,58	10.420	31.601	203,26
Denmark	2.736	3.338	22,01	25.190	39.070	55,11
Norway	2.563	3.229	25,99	36.042	52.388	45,35
Sweden	40.472	36.984	-8,62	347.058	415.642	19,76
Finland	1.966	1.952	-0,69	21.288	28.668	34,67
Ireland	5.996	322	-94,62	74.470	4.504	-93,95
Italy	111.614	56.599	-49,29	1.321.002	755.694	-42,79
Spain	52.507	29.403	-44,00	696.334	380.040	-45,42
Portugal	3.056	3.663	19,87	36.276	41.770	15,15
Greece	11.274	7.451	-33,91	127.591	83.484	-34,57
Poland	7.956	3.779	-52,51	105.104	27.712	-73,63
Bulgaria	1.243	805	-35,25	3.375	1.078	-68,06
Albania	19.669	142	-99,28	200.753	1.220	-99,39
Lithuania	748	646	-13,59	9.456	4.734	-49,94
Latvia	898	-	-	11.409	-	-
Estonia	974	-	-	11.917	-	-
Croatia	-	36	-	-	320	-
Malta	-	308	-	-	8.657	-
Czech Republic	219	1.092	398,63	250	11.694	4.577,50
Rep. of Macedonia	21	-	-	144	-	-
Russia Federation	-	2.559	-	-	38.914	-
Serbia	75	592	689,33	2.375	5.724	141,04
<b>Barang Perhiasan dan Barang Berharga</b>	<b>1.592.807</b>	<b>2.550.606</b>	<b>60,13</b>	<b>3.093.706.666</b>	<b>3.670.941.883</b>	<b>18,66</b>
Japan	403.760	19.224	-95,24	21.847.660	33.652.762	54,03
Hong Kong	7.506	14.320	90,77	213.773.113	626.055.662	192,86
Korea, Republic of	98.853	27.451	-72,23	15.761.812	15.914.445	0,97
Taiwan	1	2.566	412.411,74	727	21.810	2.900,47
China	468.932	352.539	-24,82	1.028.005	919.752	-10,53
Thailand	3.093	16.758	441,87	4.901.502	4.730.081	-3,50
Singapore	113.212	511.424	351,74	402.568.887	171.828.968	-57,32
Philippines	2.204	3.822	73,37	136.135	177.523	30,40
Malaysia	918	309.360	33.592,32	78.529	2.259.192	2.776,88
Cambodia	-	5	-	-	211.248	-
Brunei Darussalam	-	1	-	-	429	-
Nepal	-	13	-	-	794	-
Viet Nam	101.309	44.231	-56,34	3.100.286	5.342.590	72,33
Maldives	274	1.079	294,36	20.311	14.544	-28,39
India	7.328	35.212	380,53	408.077.495	853.840.753	109,23
Pakistan	-	37	-	-	100	-
Iran (Islamic Republic of)	364	4.641	1.175,84	14.084	12.268	-12,90
Saudi Arabia	362	81.952	22.529,21	530.159	1.192.907	125,01
Israel	116	3.471	2.890,13	256.325	237.866	-7,20
Kuwait	-0	135.022	135.021.900,00	6	16.265	270.975,33
Jordan	9.264	8.166	-11,85	324.850.145	328.622.723	1,16
Lebanon	-	1.690	-	-	6.526	-
Oman	18.050	-	-	25.750	-	-
Turkey	390	112	-71,17	274.681	25.809	-90,60
United Arab Emirates	5.812	148.675	2.458,24	283.935.069	377.866.533	33,08
Qatar	25	81.095	329.782,75	440.368	10.577	-97,60
Bahrain	-	24	-	-	1.613	-
Cyprus	265	9	-96,59	140.116	154.119	9,99
Egypt	-	58	-	-	1.100	-
Morocco	114	146	28,43	30.606	31.617	3,30
Tanzania, United Rep. of	140	432	208,95	6.902	11.678	69,21
Kenya	-	55	-	-	267	-
Reunion	342	2.755	706,84	66.964	18.481	-72,40
Angola	1	-	-	345	-	-
Cameroon	-	1	-	-	30	-
Senegal	-	4	-	-	17	-
Mali	289	-	-	1.614	-	-
Seychelles	75	46	-39,29	5.010	3.530	-29,55
South Africa	1.258	9.855	683,64	4.683.717	95.748	-97,96
Mauritius	290	4.185	1.345,47	6.485	22.581	248,21
Mayotte	-	547	-	-	2.271	-
Australia	15.701	26.866	71,12	9.639.140	9.997.653	3,72
New Zealand	660	7.636	1.057,26	43.328	55.321	27,68
Guam	45	126	177,72	773	1.398	80,76
New Caledonia	434	690	58,80	16.119	17.055	5,81
Saint Vincent and the Grenadines	-	100	-	-	690	-
Vanuatu	14	22	50,72	4.672	200	-95,72
Wallis and Futuna Islands	38	35	-7,89	711	642	-9,70
Cook Islands	302	1.104	265,56	1.050	2.723	159,28
Fiji	1.080	1.361	25,97	24.638	47.212	91,62
East Timor	731	991	35,61	5.346	4.932	-7,73

Lanjutan Tabel 3.6

Komoditas/Negara Tujuan	Berat Bersih (kg)		Perub %	Nilai FOB (US\$)		Perub %
	Jan-Jul 2023	Jan-Jul 2024		Jan-Jul 2023	Jan-Jul 2024	
	(1)	(2)	(3)	(4)	(5)	(6)
United States	102.121	176.139	72,48	142.141.831	144.809.748	1,88
Canada	23.243	13.369	-42,48	1.375.088	1.411.994	2,68
Mexico	5.534	2.284	-58,72	26.981.603	31.236.853	15,77
Honduras	-	790	-	-	294	-
Panama	66	31	-53,75	37.199	1.122.945	2.918,71
Curacao	150	40	-73,23	8.739	129	-98,52
Chile	498	721	44,98	2.896	2.307	-20,33
Argentina	1.334	-	-	1.997	-	-
Brazil	1.116	7.871	605,38	171.743	22.017	-87,18
Colombia	775	2.328	200,53	4.096	19.297	371,10
Uruguay	94	363	288,24	623	908	45,73
Paraguay	-	153	-	-	522	-
Peru	320	1.166	264,43	2.639	4.128	56,41
Jamaica	-	65	-	-	160	-
Puerto Rico	267	-0	-99,98	14.823	48	-99,67
Belize	-	265	-	-	4.831	-
Dominican Republic	1.633	150	-90,83	15.669	36.351	132,00
El Salvador	9.716	40	-99,59	22.555	703	-96,89
Costa Rica	1.775	888	-49,99	23.304	10.222	-56,14
Haiti	-0	-	-	18.904	-	-
Antigua and Barbuda	41	-	-	331	-	-
Aruba	25	-	-	36.744	-	-
Bermuda	272	9	-96,79	3.256	112	-96,57
Cayman Islands	-	214	-	-	5.089	-
French Polynesia	75	11.062	14.688,60	1.469	41.740	2.741,11
Grenada	-	14	-	-	2	-
Martinique	150	99	-33,78	3.160	795	-74,85
Netherlands Antilles	282	52	-81,47	684.889	569.453	-16,85
Guadeloupe	1.105	1.707	54,49	11.443	6.046	-47,16
Saint Kitts and Nevis	9	-	-	27.302	-	-
Virgin Islands (British)	1	237	23.590,00	1.078	3.254	202,00
U.S. Virgin Islands	116	106	-8,22	787.038	872.680	10,88
Sint Maarten (Dutch Part)	-	444	-	-	83.022	-
United Kingdom	22.217	44.508	100,33	4.208.435	4.376.619	4,00
Netherlands	24.393	31.209	27,94	962.830	1.586.107	64,73
France	17.115	34.428	101,16	3.076.770	2.869.199	-6,75
Germany, Fed. Rep. of	7.198	76.299	959,95	4.726.017	4.986.461	5,51
Austria	455	1.004	120,48	29.579	43.671	47,64
Belgium	474	16.939	3.473,92	66.540	222.817	234,86
Switzerland	19.664	15.337	-22,01	1.177.067.291	999.901.706	-15,05
Denmark	1.200	3.257	171,34	72.835	110.911	52,28
Norway	58	10	-82,56	1.060	10.034	846,39
Sweden	56	302	442,89	306.400	305.405	-0,32
Finland	-	1	-	-	1	-
Ireland	80	1.774	2.117,80	4.502	8.108	80,10
Italy	18.373	157.081	754,95	29.850.683	37.102.715	24,29
Spain	37.755	49.567	31,28	2.512.341	3.748.100	49,19
Portugal	1.526	5.914	287,67	268.642	274.755	2,28
Iceland	302	3	-98,92	1.939	3.140	61,96
Greece	8.556	15.412	80,12	444.058	363.467	-18,15
Hungary	15	939	6.277,64	21.450	17.318	-19,26
Poland	1.810	5.132	183,58	1.153.341	1.036.411	-10,14
Romania	160	175	9,55	1.329	2.415	81,71
Bulgaria	960	-	-	7.675	-	-
Albania	-	40	-	-	98	-
Kazakhstan	-0	1	1.178,82	115	636	453,23
Kyrgyzstan	14	10	-28,57	8.943	292	-96,73
Uzbekistan	-0	-	-	20	-	-
Lithuania	-	-0	-	-	123	-
Latvia	21	-	-	25	-	-
Estonia	18	1	-93,73	15.154	3.424	-77,41
Georgia	-	1	-	-	17	-
Croatia	1.498	1.852	23,60	14.735	39.430	167,60
Malta	273	144	-47,16	88.530	162.687	83,76
Slovakia	-	-0	-	-	1.873	-
Slovenia	903	2.360	161,50	5.552	14.757	165,80
Czech Republic	80	6.063	7.478,45	3.294	26.890	716,30
Russia Federation	13.361	314	-97,65	107.306	23.272	-78,31
Serbia	6	-	-	272	-	-
Montenegro	-	11	-	-	368	-
<b>Instrumen Alat Musik</b>	<b>23.815.191</b>	<b>24.882.060</b>	<b>4,48</b>	<b>367.671.495</b>	<b>351.358.327</b>	<b>-4,44</b>
Japan	4.559.381	4.299.887	-5,69	59.649.815	61.918.876	3,80
Hong Kong	58.479	74.393	27,21	901.528	1.135.226	25,92
Korea, Republic of	826.271	849.591	2,82	13.611.913	14.683.434	7,87
Taiwan	225.766	170.689	-24,40	2.528.428	2.175.423	-13,96
China	4.260.283	3.011.718	-29,31	40.227.107	32.038.581	-20,36
Papua New Guinea	-0	-	-	211	-	-
Thailand	193.005	172.621	-10,56	3.034.555	3.211.432	5,83
Singapore	77.915	63.881	-18,01	1.935.768	1.704.994	-11,92
Philippines	35.688	29.624	-16,99	795.492	491.380	-38,23

Lanjutan Tabel 3.6

Komoditas/Negara Tujuan	Berat Bersih (kg)		Perub %	Nilai FOB (US\$)		Perub %
	Jan-Jul 2023	Jan-Jul 2024		Jan-Jul 2023	Jan-Jul 2024	
	(1)	(2)	(3)	(4)	(5)	(6)
Malaysia	1.161.765	879.043	-24,34	14.718.507	12.787.576	-13,12
Myanmar	2.035	-	-	23.619	-	-
Brunei Darussalam	197	281	42,40	1.683	1.701	1,08
Nepal	1.030	393	-61,80	26.849	10.159	-62,16
Viet Nam	80.014	36.915	-53,86	1.015.472	553.922	-45,45
Maldives	345	-	-	9.570	-	-
India	97.066	122.799	26,51	2.319.871	2.462.059	6,13
Sri Lanka	9	10	21,50	451	519	15,13
Saudi Arabia	2	3	74,68	450	49	-89,16
Israel	20.943	10.973	-47,61	371.578	256.856	-30,87
Kuwait	995	2.186	119,72	12.282	41.188	235,36
Jordan	2.445	2.633	7,70	30.364	30.276	-0,29
Lebanon	2.184	5.312	143,16	29.297	12.580	-57,06
Oman	1.586	-	-	17.356	-	-
Turkey	365.821	361.767	-1,11	4.348.866	4.493.729	3,33
United Arab Emirates	535.616	500.530	-6,55	8.790.689	6.691.549	-23,88
Qatar	-0	-	-	86	-	-
Cyprus	3.087	871	-71,78	36.216	28.553	-21,16
Morocco	604	-	-	13.591	-	-
Namibia	5	-	-	55	-	-
South Africa	7.304	11.195	53,28	183.425	268.573	46,42
Zimbabwe	-	401	-	-	7.941	-
Mauritius	-0	39	78.748,00	41	20	-52,57
Rwanda	-	966	-	-	7.603	-
Australia	541.606	332.380	-38,63	8.452.898	5.555.854	-34,27
New Zealand	11.907	7.286	-38,81	339.167	159.713	-52,91
Guam	-0	-	-	6	-	-
New Caledonia	1	-	-	32	-	-
Vanuatu	-0	-	-	17	-	-
Fiji	280	371	32,52	2.976	4.634	55,72
Samoa	72	1	-98,05	1.412	63	-95,56
East Timor	18.058	36.466	101,93	63.232	65.192	3,10
United States	4.557.945	7.822.080	71,61	98.639.340	102.353.997	3,77
Canada	385.003	261.630	-32,04	6.019.908	4.324.578	-28,16
Mexico	119.519	162.661	36,10	2.354.887	2.670.129	13,39
Guatemala	5.931	7.644	28,88	268.006	255.120	-4,81
Nicaragua	-	1.632	-	-	50.213	-
Panama	56.950	27.701	-51,36	1.260.939	592.247	-53,03
Chile	36.525	33.478	-8,34	840.080	768.279	-8,55
Argentina	14.798	4.227	-71,44	413.011	105.627	-74,43
Brazil	104.554	121.327	16,04	1.829.761	2.116.299	15,66
Colombia	7.999	8.496	6,21	195.309	203.574	4,23
Bolivia	-	379	-	-	20.342	-
Uruguay	2.213	1.990	-10,10	54.278	40.569	-25,26
Ecuador	3.386	1.757	-48,12	108.243	25.322	-76,61
Peru	8.078	2.590	-67,94	197.514	98.315	-50,22
Jamaica	-	861	-	-	3.375	-
Costa Rica	179	-	-	6.105	-	-
French Polynesia	48	-	-	1.818	-	-
United Kingdom	601.090	645.597	7,40	10.754.065	11.144.845	3,63
Netherlands	793.281	1.179.716	48,71	13.651.405	20.886.649	53,00
France	898.619	809.271	-9,94	13.630.335	11.963.531	-12,23
Germany, Fed. Rep. of	2.455.381	2.262.286	-7,86	40.145.799	32.471.455	-19,12
Austria	40	15	-62,50	4.926	1.698	-65,53
Belgium	159.620	71.780	-55,03	1.819.411	749.739	-58,79
Switzerland	2.727	3.133	14,87	96.726	98.506	1,84
Denmark	53.772	1.199	-97,77	837.605	62.363	-92,55
Norway	6.723	14.960	122,51	112.526	254.198	125,90
Sweden	38.501	43.328	12,54	1.387.090	1.039.685	-25,05
Finland	16.671	23.583	41,46	363.316	378.613	4,21
Ireland	104	1.139	996,03	25.490	42.372	66,23
Italy	14.376	15.334	6,66	350.384	407.329	16,25
Spain	100.353	123.407	22,97	3.230.579	2.642.844	-18,19
Portugal	7.727	6.184	-19,96	131.184	91.698	-30,10
Greece	1.611	1.885	17,05	41.936	40.568	-3,26
Hungary	1.431	5.619	292,76	38.284	107.802	181,59
Poland	4.100	930	-77,32	148.887	39.775	-73,29
Romania	4.287	5.898	37,56	95.375	123.609	29,60
Bulgaria	-	2.054	-	-	44.097	-
Azerbaijan	3.152	2.519	-20,08	54.287	72.553	33,65
Belarus	908	-	-	19.644	-	-
Kazakhstan	60.271	63.361	5,13	755.749	902.667	19,44
Moldova, Republic of	-	5.542	-	-	64.713	-
Ukraine	2.816	7.387	162,33	66.264	131.330	98,19
Uzbekistan	4.523	-	-	56.145	-	-
Lithuania	19.144	15.540	-18,82	487.557	340.516	-30,16
Latvia	12.185	8.885	-27,09	331.096	261.958	-20,88
Georgia	5.298	2.504	-52,73	104.938	42.122	-59,86
Croatia	6.447	7.407	14,90	124.511	102.647	-17,56
Bosnia and Herzegovina	72	-	-	2.000	-	-
Slovakia	1.730	7.692	344,63	58.077	252.627	334,99

Lanjutan Tabel 3.6

Komoditas/Negara Tujuan	Berat Bersih (kg)		Perub %	Nilai FOB (US\$)		Perub %
	Jan-Jul 2023	Jan-Jul 2024		Jan-Jul 2023	Jan-Jul 2024	
	(1)	(2)	(3)	(4)	(5)	(6)
Slovenia	15.762	13.166	-16,47	304.140	263.849	-13,25
Czech Republic	14.025	3.362	-76,03	242.999	97.803	-59,75
Rep. of Macedonia	4	10	131,71	3.861	9.024	133,72
Russia Federation	113.549	81.213	-28,48	2.510.831	1.741.747	-30,63
Serbia	-	2.476	-	-	55.755	-
<b>Barang Industri Kerajinan</b>	<b>54.819.793</b>	<b>50.497.621</b>	<b>-7,88</b>	<b>292.811.194</b>	<b>262.418.189</b>	<b>-10,38</b>
Japan	267.785	230.350	-13,98	4.449.375	4.015.530	-9,75
Hong Kong	40.975	69.306	69,15	1.195.617	1.153.614	-3,51
Korea, Republic of	592.159	805.201	35,98	12.471.466	11.956.978	-4,13
Taiwan	184.856	120.323	-34,91	1.319.376	582.087	-55,88
China	2.313.181	2.570.970	11,14	6.196.397	10.835.456	74,87
Mongolia	4.149	4.042	-2,57	41.147	40.871	-0,67
Macau	-	4	-	-	690	-
Papua New Guinea	4.171	2.880	-30,95	29.758	10.427	-64,96
Thailand	748.945	933.842	24,69	2.430.523	2.262.470	-6,91
Singapore	191.042	168.579	-11,76	2.556.883	2.726.513	6,63
Philippines	498.445	605.104	21,40	1.788.355	2.221.663	24,23
Malaysia	547.847	517.875	-5,47	1.075.596	1.482.251	37,81
Myanmar	2.462	1.286	-47,74	230.827	80.069	-65,31
Cambodia	1.465	25.707	1.654,50	88.985	62.456	-29,81
Brunei Darussalam	5.187	15.160	192,28	48.169	54.526	13,20
Nepal	125.000	150.074	20,06	39.350	38.078	-3,23
Viet Nam	833.006	1.547.146	85,73	4.105.504	6.262.889	52,55
Maldives	13.393	6.833	-48,98	144.182	47.671	-66,94
India	24.465.589	16.559.912	-32,31	11.742.892	7.384.798	-37,11
Pakistan	12.117.880	13.745.074	13,43	9.665.232	11.715.913	21,22
Bangladesh	1.491.536	2.462.791	65,12	10.636.585	17.133.464	61,08
Sri Lanka	96.763	136.515	41,08	667.543	889.222	33,21
Afghanistan	125.057	-	-	32.660	-	-
Iraq	590	3.006	409,46	5.250	21.540	310,28
Iran (Islamic Republic of)	50.560	600.170	1.087,05	27.213	209.789	670,93
Saudi Arabia	23.854	16.424	-31,15	846.144	666.766	-21,20
Israel	9.471	2.189	-76,89	138.754	24.084	-82,64
Kuwait	1.246	2.911	133,57	69.295	49.252	-28,92
Jordan	3.818	2.806	-26,52	38.844	19.623	-49,48
Lebanon	659	1.843	179,84	28.462	25.174	-11,55
Yemen	14.104	12.685	-10,06	110.675	108.761	-1,73
Oman	-	132	-	-	1.640	-
Syria Arab Republic	53.549	-	-	18.742	-	-
Turkey	459.527	444.871	-3,19	2.657.990	3.230.004	21,52
United Arab Emirates	70.637	27.401	-61,21	1.135.412	668.392	-41,13
Qatar	325	319	-1,78	10.579	9.879	-6,62
Bahrain	78	475	510,49	4.369	6.838	56,52
Cyprus	-	3.311	-	-	16.104	-
Egypt	56.135	81.241	44,72	464.972	864.818	85,99
Morocco	19.845	11.768	-40,70	168.295	65.077	-61,33
Tunisia	220	4.642	2.006,30	14.529	35.172	142,08
Algeria	-	1	-	-	301	-
Sudan	28.515	-	-	257.056	-	-
Namibia	97	-	-	714	-	-
Ethiopia	87	-	-	3.345	-	-
Tanzania, United Rep. of	558	906	62,54	28.509	10.182	-64,28
Madagascar	16.856	26.354	56,35	221.381	180.193	-18,61
Somalia	347	216	-37,78	11.104	9.896	-10,87
Kenya	8.217	694	-91,56	37.188	13.295	-64,25
Reunion	1.387	1.591	14,74	10.540	13.778	30,72
Mozambique	337	-	-	200	-	-
Togo	1	-	-	16	-	-
Ghana	5.875	5.902	0,45	139.950	138.588	-0,97
Guinea	-	223	-	-	1.707	-
Angola	31	-	-	527	-	-
Congo	65	1	-98,46	791	4	-99,51
Cameroon	39	44	13,46	380	1.114	192,79
Nigeria	36	23	-35,39	3.688	259	-92,98
Sierra Leone	3	32	970,00	19	261	1.255,84
Cote D'Ivoire	100	-	-	810	-	-
Senegal	6	22	261,42	938	103	-88,98
Mali	63	-	-	488	-	-
Gambia	-	40	-	-	544	-
Seychelles	1.138	550	-51,68	16.326	8.741	-46,46
Uganda	134	27	-79,85	189	203	7,14
Djibouti	5.922	5.163	-12,82	1.535	2.190	42,66
Swaziland	67.390	87.022	29,13	445.070	699.529	57,17
South Africa	31.368	18.793	-40,09	304.848	273.557	-10,26
Mauritius	30.249	27.166	-10,19	78.450	49.434	-36,99
Mayotte	1.220	-	-	12.049	-	-
Democratic Rep. of the Congo	27	-	-	203	-	-
Australia	372.786	263.558	-29,30	3.047.928	2.378.001	-21,98
New Zealand	32.229	39.540	22,68	124.053	146.036	17,72
Guam	616	429	-30,36	3.155	3.462	9,71



Lanjutan Tabel 3.6

Komoditas/Negara Tujuan	Berat Bersih (kg)		Perub %	Nilai FOB (US\$)		Perub %
	Jan-Jul 2023	Jan-Jul 2024		Jan-Jul 2023	Jan-Jul 2024	
	(1)	(2)	(3)	(4)	(5)	(6)
New Caledonia	241	1.309	442,44	3.535	4.541	28,44
Northern Mariana Islands	169	270	60,22	4.209	1.666	-60,42
Saint Vincent and the Grenadines	-	64	-	-	200	-
Vanuatu	18	65	265,70	813	577	-29,04
Cook Islands	295	1.170	296,41	1.330	11.270	747,20
Fiji	2.016	3.796	88,32	17.469	34.635	98,27
Kiribati	-	126	-	-	1.140	-
Solomon Islands	21	24	12,46	2.233	10	-99,55
East Timor	49.340	47.048	-4,64	146.957	139.786	-4,88
United States	6.677.624	5.656.084	-15,30	165.634.441	129.314.201	-21,93
Canada	68.245	52.774	-22,67	1.722.771	1.265.737	-26,53
Mexico	126.757	182.379	43,88	775.641	912.171	17,60
Guatemala	71	12.476	17.476,40	936	193.657	20.584,55
Honduras	273	790	188,95	850	1.503	76,85
Nicaragua	1.918	53	-97,24	30.787	6	-99,98
Panama	509	1.441	183,17	4.438	95.212	2.045,47
Suriname	9.486	7.593	-19,96	71.254	68.170	-4,33
Chile	21.327	16.224	-23,93	178.514	114.691	-35,75
Argentina	15.789	263	-98,34	115.484	4.181	-96,38
Brazil	57.042	39.487	-30,78	775.339	865.417	11,62
Colombia	32.731	17.255	-47,28	1.830.216	304.225	-83,38
Uruguay	556	30	-94,60	7.770	623	-91,98
Paraguay	1.693	2.861	68,94	121.680	210.014	72,60
Ecuador	152	222	45,59	16.383	13.413	-18,13
Peru	20.791	315.006	1.415,14	464.167	902.423	94,42
Guyana	66	-	-	308	-	-
Trinidad and Tobago	12.313	-	-	71.570	-	-
Bahamas	15	-	-	578	-	-
Jamaica	348	948	172,37	3.873	7.653	97,62
Puerto Rico	18.501	618	-96,66	94.395	503	-99,47
Dominican Republic	2.120	1.365	-35,62	11.055	7.630	-30,98
El Salvador	91.553	121.997	33,25	630.198	842.834	33,74
Costa Rica	2.957	16.984	474,46	25.669	12.548	-51,12
Aruba	-	70	-	-	218	-
Bermuda	75	50	-33,33	4.912	851	-82,67
Cayman Islands	263	51	-80,76	1.716	217	-87,37
French Guiana	96	-	-	1.414	-	-
French Polynesia	1.485	1.085	-26,94	8.044	7.898	-1,82
Martinique	651	604	-7,23	1.387	5.032	262,85
Netherlands Antilles	553	56	-89,88	2.857	773	-72,93
Turks and Caicos Islands	67	60	-10,45	2.305	550	-76,13
Guadeloupe	270	542	101,11	6.915	6.559	-5,16
Virgin Islands (British)	-	1.368	-	-	6.455	-
U.S. Virgin Islands	52	-	-	2.385	-	-
United Kingdom	289.425	300.271	3,75	8.619.390	7.140.554	-17,16
Netherlands	116.491	132.862	14,05	1.070.783	1.709.441	59,64
France	47.531	83.672	76,04	1.651.605	1.353.500	-18,05
Germany, Fed. Rep. of	276.549	232.725	-15,85	14.818.567	16.769.808	13,17
Austria	20.636	23.042	11,66	129.775	150.760	16,17
Belgium	43.075	39.468	-8,37	617.654	476.177	-22,91
Switzerland	6.044	1.780	-70,54	213.350	172.842	-18,99
Luxembourg	120	120	-0	2.260	3.000	32,74
Denmark	10.850	11.250	3,69	78.574	71.698	-8,75
Norway	1.770	4.213	137,99	19.094	22.477	17,71
Sweden	11.121	5.192	-53,32	337.521	215.149	-36,26
Finland	4.407	3.965	-10,04	533.374	499.095	-6,43
Ireland	4.665	4.748	1,76	482.706	663.423	37,44
Italy	140.103	125.075	-10,73	2.923.042	2.154.905	-26,28
Spain	176.587	255.678	44,79	1.098.966	831.326	-24,35
Portugal	136.868	155.694	13,76	894.985	871.002	-2,68
Iceland	-	2	-	-	450	-
Greece	27.404	19.675	-28,21	193.036	209.107	8,33
Hungary	16.926	462	-97,27	89.557	28.122	-68,60
Poland	155.208	183.859	18,46	1.594.407	1.766.160	10,77
Romania	13.260	11.298	-14,79	390.070	256.703	-34,19
Bulgaria	815	209	-74,33	4.114	474	-88,47
Albania	193	-	-	1.746	-	-
Armenia	59	-	-	2.315	-	-
Kyrgyzstan	5	-	-	5	-	-
Turkmenistan	3.695	989	-73,24	32.473	9.900	-69,51
Uzbekistan	-	12	-	-	477	-
Lithuania	3.850	5.288	37,34	42.228	61.754	46,24
Latvia	50	132	164,00	130	6.820	5.130,02
Estonia	37	-	-	744	-	-
Croatia	1.066	686	-35,63	17.915	7.883	-56,00
Bosnia and Herzegovina	34	-	-	9.324	-	-
Malta	566	269	-52,51	13.850	2.120	-84,69
Slovakia	1.448	579	-59,99	96.713	68.341	-29,34
Slovenia	1.189	1.371	15,38	5.693	7.997	40,48
Czech Republic	39.305	7.925	-79,84	2.332.014	430.765	-81,53
Russia Federation	5.657	3.133	-44,62	57.679	32.119	-44,31



Lanjutan Tabel 3.6

Komoditas/Negara Tujuan	Berat Bersih (kg)		Perub %	Nilai FOB (US\$)		Perub %
	Jan-Jul 2023	Jan-Jul 2024		Jan-Jul 2023	Jan-Jul 2024	
	(1)	(2)	(3)	(4)	(5)	(6)
Serbia	3.129	2.880	-7,95	191.344	148.628	-22,32
Montenegro	-	1.027	-	-	4.100	-
<b>Mainan Anak-Anak</b>	<b>19.745.459</b>	<b>21.762.186</b>	<b>10,21</b>	<b>244.825.234</b>	<b>261.780.233</b>	<b>6,93</b>
Japan	292.624	547.053	86,95	4.595.483	6.110.229	32,96
Hong Kong	66.459	106.515	60,27	1.200.887	1.873.284	55,99
Korea, Republic of	122.535	198.247	61,79	1.616.001	2.035.943	25,99
Taiwan	13.765	6.962	-49,42	70.127	16.990	-75,77
China	1.044.131	883.957	-15,34	11.551.059	10.812.005	-6,40
Macau	33	-	-	3.060	-	-
Papua New Guinea	138	106	-22,82	303	260	-14,44
Thailand	2.840	8.294	192,08	41.372	99.548	140,61
Singapore	202.535	171.479	-15,33	17.629.051	10.346.453	-41,31
Philippines	15.357	17.875	16,39	181.222	168.172	-7,20
Malaysia	245.321	147.161	-40,01	1.702.499	1.319.517	-22,50
Brunei Darussalam	1.066	1.727	62,02	25.435	20.112	-20,93
Viet Nam	1.057	796	-24,68	7.505	6.587	-12,23
Maldives	3.451	-	-	1.978	-	-
India	162.334	337.636	107,99	1.721.191	3.702.412	115,11
Sri Lanka	11.018	17.085	55,06	53.196	84.235	58,35
Saudi Arabia	24.760	16.795	-32,17	186.197	131.594	-29,33
Israel	21.625	40.618	87,83	213.958	361.811	69,10
Kuwait	6.993	2.748	-60,70	49.566	21.625	-56,37
Turkey	257.602	203.241	-21,10	2.865.423	2.265.649	-20,93
United Arab Emirates	78.880	70.377	-10,78	739.754	623.984	-15,65
Qatar	3.346	1.197	-64,22	23.684	9.240	-60,99
Egypt	2.500	-	-	31.603	-	-
Madagascar	490	-	-	560	-	-
Kenya	60	-	-	264	-	-
Nigeria	-	54	-	-	39	-
South Africa	60.944	25.537	-58,10	778.150	275.434	-64,60
Mauritius	900	531	-41,00	9.940	36.920	271,43
Australia	490.540	528.540	7,75	6.948.931	6.254.060	-10,00
New Zealand	41.759	62.487	49,64	560.152	638.677	14,02
New Caledonia	330	820	148,48	1.500	1.000	-33,33
Cook Islands	12	42	250,00	198	679	242,73
Christmas Islands	20	-	-	113	-	-
East Timor	15.961	33.901	112,40	25.594	53.344	108,42
United States	9.725.562	10.676.986	9,78	107.467.411	123.132.159	14,58
Canada	377.266	620.809	64,55	4.145.515	6.489.038	56,53
Mexico	660.294	843.549	27,75	6.921.234	9.195.418	32,86
Panama	712	1.361	91,30	4.614	8.470	83,58
Chile	78.572	102.977	31,06	826.331	1.192.377	44,30
Venezuela	1.348	-	-	10.278	-	-
Brazil	290.264	431.265	48,58	2.860.961	4.194.636	46,62
Colombia	45.426	50.548	11,28	459.507	551.646	20,05
Ecuador	7.002	8.906	27,19	119.424	140.525	17,67
Peru	34.817	44.081	26,61	352.771	482.013	36,64
Puerto Rico	-	276	-	-	316	-
Bermuda	-	100	-	-	3.500	-
French Polynesia	140	474	238,57	1.167	1.671	43,19
United Kingdom	1.491.626	1.372.656	-7,98	23.431.000	20.751.053	-11,44
Netherlands	343.632	570.071	65,90	4.006.522	6.484.134	61,84
France	687.499	534.656	-22,23	7.346.237	6.039.335	-17,79
Germany, Fed. Rep. of	648.907	749.962	15,57	9.434.140	9.488.519	0,58
Austria	17.422	9.787	-43,82	149.093	82.100	-44,93
Belgium	142.747	43.072	-69,83	1.053.281	314.893	-70,10
Switzerland	10.855	15.811	45,65	317.839	245.477	-22,77
Denmark	101.371	67.398	-33,51	1.910.375	1.295.039	-32,21
Norway	4.924	11.185	127,16	62.563	110.514	76,64
Sweden	82.216	103.975	26,47	805.005	917.016	13,91
Finland	5.136	12.128	136,13	49.254	131.122	166,22
Ireland	94.546	91.787	-2,92	934.274	954.549	2,17
Italy	275.267	381.299	38,52	3.144.238	3.893.233	23,82
Spain	118.312	390.240	229,84	971.303	4.355.447	348,41
Portugal	331	4.475	1.252,92	3.421	28.499	733,08
Iceland	-	8.896	-	-	91.507	-
Greece	96.769	123.360	27,48	1.126.272	1.505.570	33,68
Hungary	8.456	17.472	106,62	129.985	167.251	28,67
Poland	429.952	460.974	7,22	4.602.077	5.074.002	10,25
Romania	63.590	52.545	-17,37	417.839	442.562	5,92
Bulgaria	9.279	2.990	-67,78	159.457	42.972	-73,05
Ukraine	-	14.724	-	-	237.094	-
Uzbekistan	-	2.213	-	-	25.701	-
Lithuania	2.263	7.296	222,34	40.322	132.539	228,70
Estonia	1.395	4.131	196,02	34.375	94.292	174,30
Georgia	-	40	-	-	2.000	-
Croatia	50	3.617	7.134,93	1.000	72.637	7.163,69
Czech Republic	515.094	473.709	-8,03	5.774.396	5.854.235	1,38
Russia Federation	181.029	17.120	-90,54	2.915.799	257.664	-91,16
Serbia	-	1.485	-	-	27.704	-

Lanjutan Tabel 3.6

Komoditas/Negara Tujuan	Berat Bersih (kg)		Perub %	Nilai FOB (US\$)		Perub %
	Jan-Jul 2023	Jan-Jul 2024		Jan-Jul 2023	Jan-Jul 2024	
	(1)	(2)	(3)	(4)	(5)	(6)
<b>Alat Olah Raga</b>	<b>5.791.536</b>	<b>5.990.195</b>	<b>3,43</b>	<b>153.107.545</b>	<b>152.145.139</b>	<b>-0,63</b>
Japan	430.654	262.119	-39,13	25.914.668	12.693.847	-51,02
Hong Kong	10.357	6.100	-41,11	419.424	150.729	-64,06
Korea, Republic of	458.542	561.247	22,40	16.509.682	15.303.682	-7,30
Taiwan	67.596	50.772	-24,89	1.540.729	1.168.729	-24,14
China	91.679	118.451	29,20	8.044.211	8.832.056	9,79
Papua New Guinea	2.168	40	-98,14	24.735	12.106	-51,06
Thailand	24.645	27.064	9,82	493.802	430.901	-12,74
Singapore	36.773	42.662	16,01	976.180	1.431.315	46,62
Philippines	10.042	11.408	13,60	492.037	689.763	40,19
Malaysia	94.107	94.988	0,94	856.505	1.413.368	65,02
Cambodia	-	115	-	-	6.644	-
Brunei Darussalam	276	67	-75,58	4.201	4.773	13,62
Viet Nam	12.229	10.380	-15,12	256.074	490.478	91,54
Maldives	661	876	32,48	7.939	18.091	127,88
India	296.999	59.228	-80,06	2.773.662	531.930	-80,82
Pakistan	33.076	29.800	-9,90	17.147	14.550	-15,14
Bangladesh	2.683	1.813	-32,45	30.771	17.955	-41,65
Sri Lanka	13.135	3.963	-69,83	153.563	56.806	-63,01
Saudi Arabia	69	10.937	15.780,06	620	152.610	24.514,59
Israel	13.501	13.995	3,66	146.365	181.844	24,24
Kuwait	355	5	-98,68	15.176	542	-98,43
Jordan	-	9	-	-	114	-
Turkey	14.378	21.858	52,02	160.278	339.673	111,93
United Arab Emirates	21.934	41.041	87,11	317.516	346.520	9,13
Qatar	81	12	-85,20	5.904	3.308	-43,97
Bahrain	-	162	-	-	1.847	-
Cyprus	36	-	-	1.653	-	-
Egypt	900	-	-	28.869	-	-
Morocco	959	3.479	262,90	18.600	55.127	196,38
Sudan	5.202	12.053	131,70	47.833	114.048	138,43
Namibia	5	-	-	30	-	-
Kenya	231	-	-	568	-	-
Togo	-	78	-	-	47	-
Congo	1	-	-	50	-	-
Cameroon	12	23	91,67	20	203	915,04
Nigeria	8.293	4.301	-48,14	99.120	49.280	-50,28
Senegal	75	18	-75,64	1.365	55	-95,97
Seychelles	118	-	-	804	-	-
South Africa	49.935	61.180	22,52	661.904	790.311	19,40
Mauritius	33	338	920,58	4.879	13.571	178,18
Australia	226.555	214.649	-5,26	4.570.911	4.761.676	4,17
New Zealand	4.164	5.767	38,50	174.637	192.899	10,46
Christmas Islands	21	27	28,57	137	122	-11,18
East Timor	32.670	30.953	-5,25	46.908	36.933	-21,26
United States	1.915.150	2.592.293	35,36	57.565.859	70.353.782	22,21
Canada	57.037	58.014	1,71	1.648.414	1.161.939	-29,51
Mexico	22.377	41.252	84,35	1.238.821	1.729.791	39,63
Panama	11.550	14.278	23,62	158.895	231.772	45,87
Chile	24.654	40.098	62,64	358.152	487.379	36,08
Argentina	5.740	16.125	180,91	65.535	264.764	304,01
Brazil	37.675	43.500	15,46	415.880	547.032	31,54
Colombia	8.423	7.327	-13,02	100.620	106.204	5,55
Bolivia	87	-	-	1.901	-	-
Uruguay	9.651	7.847	-18,69	245.292	339.737	38,50
Paraguay	3.508	-	-	29.887	-	-
Ecuador	2.974	121	-95,93	45.766	3.227	-92,95
Peru	54.349	30.210	-44,41	963.607	511.994	-46,87
Puerto Rico	369	796	115,56	11.417	14.264	24,93
Dominican Republic	-	43	-	-	10.905	-
Antigua and Barbuda	2	-	-	15	-	-
Guadeloupe	15	-	-	750	-	-
Virgin Islands (British)	150	-	-	572	-	-
United Kingdom	547.104	354.995	-35,11	5.815.255	5.739.830	-1,30
Netherlands	394.694	742.437	88,10	5.000.164	11.033.770	120,67
France	35.677	25.250	-29,23	1.610.252	1.611.161	0,06
Germany, Fed. Rep. of	461.888	52.785	-88,57	7.477.613	1.664.167	-77,74
Austria	27.892	12.701	-54,46	1.006.008	480.958	-52,19
Belgium	14.806	13.084	-11,63	516.794	476.107	-7,87
Switzerland	43.275	363	-99,16	445.940	17.382	-96,10
Denmark	134	1.991	1.391,36	14.735	116.640	691,60
Norway	8.490	2.465	-70,97	283.149	97.288	-65,64
Sweden	3.395	1.335	-60,69	154.581	73.558	-52,41
Finland	-	1.919	-	-	23.604	-
Ireland	190	136	-28,37	17.629	10.748	-39,03
Italy	37.995	78.583	106,83	1.615.344	2.366.242	46,49
Spain	82.863	133.892	61,58	1.135.547	1.958.066	72,43
Portugal	1	2.080	259.900,00	3	64.135	2.137.717,67
Greece	3.966	509	-87,16	56.484	16.605	-70,60
Hungary	214	519	142,81	9.462	22.635	139,23

Lanjutan Tabel 3.6

Komoditas/Negara Tujuan	Berat Bersih (kg)		Perub %	Nilai FOB (US\$)		Perub %
	Jan-Jul 2023	Jan-Jul 2024		Jan-Jul 2023	Jan-Jul 2024	
	(1)	(2)	(3)	(4)	(5)	(6)
Poland	991	1.660	67,52	19.504	7.724	-60,40
Bulgaria	40	51	29,29	3.981	6.413	61,09
Kazakhstan	287	2.580	799,55	4.240	32.898	675,96
Ukraine	315	11	-96,61	4.496	252	-94,39
Lithuania	751	1.630	116,93	6.120	25.940	323,86
Estonia	956	1.710	78,88	48.335	63.192	30,74
Croatia	-	189	-	-	3.927	-
Slovenia	1.051	2.010	91,22	38.730	79.314	104,79
Czech Republic	1.483	829	-44,13	108.709	65.443	-39,80
Russia Federation	4.217	604	-85,67	43.597	15.896	-63,54
Serbia	1	-	-	16	-	-
<b>Peralatan Kedokteran dan Kedokteran Gigi</b>	<b>13.871.752</b>	<b>13.218.237</b>	<b>-4,71</b>	<b>150.310.148</b>	<b>143.259.305</b>	<b>-4,69</b>
Japan	954.592	960.660	0,64	5.646.826	4.195.637	-25,70
Hong Kong	31.284	18.540	-40,74	485.653	234.712	-51,67
Korea, Republic of	188.571	202.114	7,18	1.087.212	1.485.862	36,67
Taiwan	41.281	36.748	-10,98	398.713	332.236	-16,67
China	22.897	29.293	27,93	1.228.641	1.384.488	12,68
Mongolia	16.240	7.872	-51,52	92.034	37.911	-58,81
Macau	-	6.623	-	-	80.560	-
Papua New Guinea	-	6.876	-	-	86.274	-
Thailand	121.176	135.643	11,94	1.710.876	2.287.845	33,72
Singapore	4.702.547	4.812.597	2,34	52.627.267	49.605.460	-5,74
Philippines	273.348	183.183	-32,99	3.279.515	2.627.547	-19,88
Malaysia	74.870	80.681	7,76	6.674.998	9.704.294	45,38
Myanmar	18.552	16.961	-8,58	145.694	148.832	2,15
Cambodia	2.886	13.310	361,15	21.645	145.790	573,55
Brunei Darussalam	-	27	-	-	84	-
Lao People'S Dem. Rep.	8	-	-	1.175	-	-
Nepal	817	732	-10,40	17.297	15.377	-11,10
Viet Nam	118.424	78.143	-34,01	1.104.120	762.921	-30,90
Maldives	23	100	344,49	10	4.333	42.134,89
India	225.090	205.967	-8,50	6.830.428	5.126.854	-24,94
Pakistan	144.000	86.109	-40,20	1.489.503	1.166.386	-21,69
Bangladesh	83.796	91.338	9,00	708.443	660.996	-6,70
Sri Lanka	-	9.713	-	-	80.736	-
Iraq	271	1.315	385,24	40.511	2.989	-92,62
Iran (Islamic Republic of)	2.130	-	-	15.256	-	-
Saudi Arabia	49.065	28.961	-40,98	529.274	294.020	-44,45
Kuwait	30	3.472	11.617,85	773	30.086	3.793,19
Lebanon	-	1.009	-	-	15.516	-
Yemen	31.539	-	-	296.485	-	-
Oman	25	3.402	13.372,00	306	7.447	2.337,49
Turkey	110.764	19.705	-82,21	876.659	142.561	-83,74
United Arab Emirates	83.191	8.267	-90,06	768.892	63.366	-91,76
Bahrain	-	531	-	-	4.712	-
Egypt	73.279	67.697	-7,62	744.064	238.463	-67,95
Morocco	140.448	186.848	33,04	1.101.778	1.465.698	33,03
Tunisia	220.704	9	-100,00	1.731.365	-0	-100,00
Sudan	260.812	16.656	-93,61	2.263.541	109.932	-95,14
Tanzania, United Rep. of	49.837	9.986	-79,96	856.238	71.911	-91,60
Somalia	2.392	-	-	22.458	-	-
Kenya	16.759	4.885	-70,85	182.806	43.305	-76,31
Mozambique	71.693	2.803	-96,09	1.250.917	130.066	-89,60
Liberia	439	249	-43,39	50.970	28.740	-43,61
Guinea	87.290	-	-	811.206	-	-
Congo	1.244	175.074	13.971,30	97.840	1.626.996	1.562,91
Cameroon	54.386	-	-	497.534	-	-
Nigeria	28	7.938	28.000,56	1.789	306.745	17.046,17
Sierra Leone	372	18.821	4.959,45	45.747	198.175	333,20
Cote D'Ivoire	1.888	-	-	9.113	-	-
Senegal	-	37	-	-	42	-
Guinea Bissau	-	4.253	-	-	19.280	-
Uganda	83.081	-	-	738.327	-	-
Niger	53.312	66.613	24,95	476.967	566.899	18,86
Swaziland	273	-	-	215.035	-	-
South Africa	201	-	-	2.851	-	-
Zambia	-	11.474	-	-	113.424	-
Burundi	15.906	-	-	148.599	-	-
Mauritius	38	-	-	2.351	-	-
Democratic Rep. of the Congo	11.718	120.807	930,97	820.920	1.228.464	49,64
Australia	460.999	372.182	-19,27	3.106.867	2.558.832	-17,64
New Zealand	507	13.552	2.571,75	4.983	79.060	1.486,64
Fiji	-	5.377	-	-	80.203	-
East Timor	63.053	47.580	-24,54	360.507	303.558	-15,80
United States	542.509	655.779	20,88	8.502.959	15.206.703	78,84
Canada	3.224	600	-81,39	63.411	11.670	-81,60
Mexico	1.230.017	1.326.690	7,86	6.704.847	7.420.983	10,68
Guatemala	119.419	126.362	5,81	706.734	699.125	-1,08
Honduras	97.359	67.566	-30,60	513.675	406.325	-20,90

Lanjutan Tabel 3.6

Komoditas/Negara Tujuan (1)	Berat Bersih (kg)		Perub %	Nilai FOB (US\$)		Perub %
	Jan-Jul 2023 (2)	Jan-Jul 2024 (3)		Jan-Jul 2023 (5)	Jan-Jul 2024 (6)	
Nicaragua	227.151	207.481	-8,66	1.318.219	1.271.919	-3,51
Panama	477.291	364.024	-23,73	2.690.503	2.201.693	-18,17
Chile	299.396	272.649	-8,93	1.401.818	1.414.594	0,91
Argentina	142.366	101.471	-28,73	711.953	604.301	-15,12
Brazil	1.309	990	-24,37	94.898	13.935	-85,32
Colombia	28.617	375	-98,69	167.171	4.305	-97,42
Bolivia	25	-	-	1.560	-	-
Uruguay	327.041	261.040	-20,18	1.965.467	1.554.926	-20,89
Paraguay	20.715	38.179	84,30	103.257	176.447	70,88
Ecuador	296.175	170.631	-42,39	1.533.734	940.275	-38,69
Peru	171.362	286.733	67,33	1.907.069	3.222.738	68,99
Dominican Republic	71.012	64.515	-9,15	665.069	298.077	-55,18
El Salvador	298.336	436.848	46,43	1.559.817	2.248.220	44,13
Costa Rica	58.140	64.500	10,94	294.965	369.021	25,11
Haiti	9.144	-	-	94.050	-	-
United Kingdom	61.892	90.498	46,22	581.935	920.396	58,16
Netherlands	79.019	106.143	34,33	3.127.163	4.230.132	35,27
France	9.025	2.770	-69,31	140.734	131.347	-6,67
Germany, Fed. Rep. of	50.507	49.241	-2,51	2.595.860	2.981.972	14,87
Austria	21	-	-	795	-	-
Belgium	67.721	73.275	8,20	1.590.564	4.226.733	165,74
Switzerland	22.354	964	-95,69	7.893.939	302.113	-96,17
Denmark	315	18	-94,32	39.674	615	-98,45
Sweden	-	1	-	-	80	-
Finland	-	109	-	-	70.055	-
Italy	6.452	771	-88,06	152.806	183.842	20,31
Spain	7.392	17.784	140,58	77.889	148.962	91,25
Iceland	23	-	-	1.924	-	-
Poland	160.512	174.023	8,42	1.341.441	1.488.942	11,00
Romania	1.008	-	-	2.016	-	-
Kazakhstan	16.621	69.776	319,80	136.994	573.841	318,88
Croatia	99	97	-1,93	2.084	2.726	30,76
Slovenia	-	30	-	-	491	-
Czech Republic	-	3.572	-	-	26.112	-
Russia Federation	106	2	-97,69	175	64	-63,36
<b>Kaca Mata dan Bagiannya</b>	<b>1.532.732</b>	<b>1.715.304</b>	<b>11,91</b>	<b>65.388.716</b>	<b>49.620.774</b>	<b>-24,11</b>
Japan	289	96.507	33.338,51	37.475	9.059.864	24.075,98
Hong Kong	1.868	1.281	-31,45	271.565	233.659	-13,96
Korea, Republic of	3	2	-24,03	604	99	-83,67
Taiwan	6	10	53,17	185	403	117,97
China	21.960	31.316	42,60	879.448	590.555	-32,85
Thailand	355.461	363.090	2,15	6.092.994	5.185.800	-14,89
Singapore	45.057	5.702	-87,34	6.599.827	4.265.133	-35,38
Philippines	647	2.010	210,73	44.295	172.761	290,03
Malaysia	1.357	3.826	181,99	189.148	297.966	57,53
Myanmar	251	330	31,47	54.654	81.578	49,26
Brunei Darussalam	3	-	-	114	-	-
Viet Nam	3	4.241	124.620,59	117	58.511	49.827,55
Maldives	-	22	-	-	504	-
India	25.923	24.758	-4,49	432.110	369.963	-14,38
Pakistan	256	-	-	2.194	-	-
Sri Lanka	24	21	-12,50	4.838	3.748	-22,52
Iran (Islamic Republic of)	-	191	-	-	33.753	-
Saudi Arabia	1.093	1.488	36,16	57.833	84.047	45,33
Israel	798	1.375	72,31	56.647	100.780	77,91
Jordan	-0	-	-	7	-	-
Lebanon	4	-	-	48	-	-
Oman	-	511	-	-	322	-
Turkey	1.709	1.058	-38,07	146.787	110.024	-25,04
United Arab Emirates	370	928	150,95	22.496	32.528	44,60
Qatar	184	179	-2,69	12.115	9.562	-21,07
Cyprus	210	670	218,81	20.126	63.542	215,72
Libyan Arab Jamahiriya	-	73	-	-	9.841	-
Tunisia	204	-	-	18.463	-	-
Kenya	75	67	-11,33	6.515	5.968	-8,40
Congo	11	-	-	398	-	-
Senegal	-	37	-	-	90	-
Swaziland	4.974	-	-	458.574	-	-
South Africa	402	72	-82,08	78.747	14.241	-81,92
Australia	9.282	5.773	-37,81	483.950	264.228	-45,40
New Zealand	341	800	134,60	16.709	38.077	127,88
Cook Islands	-	75	-	-	4.588	-
Fiji	3	-	-	-0	-	-
East Timor	6.196	4.599	-25,77	13.232	11.140	-15,81
United States	901.392	1.093.736	21,34	20.111.000	24.016.692	19,42
Canada	1	-	-	12	-	-
Mexico	308	286	-7,14	30.788	17.341	-43,67
Chile	-	1	-	-	9	-
Argentina	304	214	-29,49	31.997	32.912	2,86
Colombia	27	1.356	5.016,98	1.900	52.800	2.678,95

Lanjutan Tabel 3.6

Komoditas/Negara Tujuan	Berat Bersih (kg)		Perub %	Nilai FOB (US\$)		Perub %
	Jan-Jul 2023	Jan-Jul 2024		Jan-Jul 2023	Jan-Jul 2024	
	(1)	(2)	(3)	(4)	(5)	(6)
Uruguay	682	-	-	29.908	-	-
Dominican Republic	459	1.116	143,14	22.557	54.485	141,55
United Kingdom	247	83	-66,40	16.586	2.415	-85,44
Netherlands	108	-0	-99,69	9.313	30	-99,68
France	387	394	1,63	121.155	120.493	-0,55
Germany, Fed. Rep. of	-0	21.565	53.911.910,00	11	1.303.331	12.286.206,41
Switzerland	121.456	12.665	-89,57	27.311.296	1.230.200	-95,50
Luxembourg	10	43	331,34	18.083	69.453	284,08
Norway	-	-0	-	-	2.172	-
Italy	25.488	21.623	-15,16	1.372.034	1.156.828	-15,69
Hungary	742	7.628	927,96	88.650	139.238	57,06
Poland	-	1.060	-	-	105.245	-
Kazakhstan	186	-	-	30.512	-	-
Moldova, Republic of	60	55	-7,56	10.639	10.022	-5,80
Ukraine	76	85	11,84	10.013	9.977	-0,36
Uzbekistan	31	-	-	6.293	-	-
Lithuania	109	-	-	17.907	-	-
Latvia	-	-0	-	-	6	-
Estonia	144	-	-	9.695	-	-
Bosnia and Herzegovina	29	22	-24,14	3.671	2.434	-33,71
Czech Republic	1.524	2.363	55,10	132.485	191.364	44,44
Russia Federation	-	1	-	-	50	-
<b>Alat Permainan</b>	<b>5.817.219</b>	<b>6.575.117</b>	<b>13,03</b>	<b>43.346.012</b>	<b>52.400.690</b>	<b>20,89</b>
Japan	22.460	30.701	36,69	249.574	219.765	-11,94
Hong Kong	201.167	160.145	-20,39	1.868.027	1.465.423	-21,55
Korea, Republic of	8.329	12.885	54,69	117.121	138.186	17,99
Taiwan	5.765	16.208	181,14	37.037	189.958	412,89
China	123.733	140.636	13,66	1.107.735	2.373.501	114,27
Papua New Guinea	670	203	-69,72	1.589	972	-38,83
Thailand	56.828	1.426	-97,49	220.809	103.573	-53,09
Singapore	26.871	86.287	221,11	1.893.051	1.218.731	-35,62
Philippines	11.368	1.372	-87,93	223.689	21.269	-90,49
Malaysia	97.693	115.122	17,84	328.179	1.205.849	267,44
Cambodia	271	228	-15,97	3.564	1.379	-61,31
Brunei Darussalam	2.403	1.544	-35,72	5.718	3.772	-34,03
Viet Nam	134.203	257.157	91,62	1.286.553	2.371.359	84,32
Maldives	869	547	-37,03	4.048	2.831	-30,07
India	62.323	158.755	154,73	454.618	1.146.809	152,26
Pakistan	-	1.342	-	-	18.059	-
Sri Lanka	178	45	-74,78	1.739	153	-91,20
Saudi Arabia	-	4	-	-	4	-
Israel	12.302	11.672	-5,12	57.998	56.639	-2,34
Kuwait	240	-	-	2.600	-	-
Oman	-	204	-	-	120	-
Turkey	58.448	65.063	11,32	468.684	482.390	2,92
United Arab Emirates	2.758	9.404	240,92	17.875	139.205	678,78
Qatar	258	13	-94,97	1.052	50	-95,25
Egypt	-	16.080	-	-	81.672	-
Seychelles	99	-	-	670	-	-
South Africa	7.041	3.080	-56,26	47.757	24.321	-49,07
Mauritius	-	208	-	-	1.238	-
Australia	229.112	152.485	-33,45	1.706.122	1.135.877	-33,42
New Zealand	6.106	6.560	7,44	55.652	59.069	6,14
Cook Islands	-	75	-	-	497	-
Christmas Islands	-	2	-	-	153	-
East Timor	51.477	45.169	-12,25	88.153	45.792	-48,05
United States	2.521.634	2.991.394	18,63	17.651.382	23.624.515	33,84
Canada	129.871	82.587	-36,41	988.674	559.769	-43,38
Mexico	488.609	676.244	38,40	3.246.868	4.530.652	39,54
Panama	-	233	-	-	1.762	-
Chile	42.438	46.484	9,53	286.325	313.476	9,48
Argentina	-	4.308	-	-	34.893	-
Brazil	163.851	111.512	-31,94	1.109.246	757.150	-31,74
Colombia	16.174	20.204	24,92	111.047	137.811	24,10
Peru	15.825	15.168	-4,15	106.059	105.183	-0,83
United Kingdom	307.917	289.747	-5,90	1.892.069	1.772.681	-6,31
Netherlands	48.865	186.470	281,61	374.041	1.631.154	336,09
France	231.841	30.212	-86,97	2.234.773	1.089.279	-51,26
Germany, Fed. Rep. of	34.049	98.486	189,25	393.653	378.896	-3,75
Belgium	19.262	20.708	7,50	104.228	153.312	47,09
Switzerland	1.659	6.438	288,03	10.612	52.113	391,05
Denmark	21.987	17.624	-19,85	156.125	133.468	-14,51
Norway	35	629	1.696,43	144	3.773	2.516,10
Sweden	5.005	878	-82,46	15.650	9.439	-39,69
Finland	5.222	3.194	-38,83	45.369	16.818	-62,93
Ireland	8.826	6.162	-30,19	47.961	33.185	-30,81
Italy	97.838	68.194	-30,30	766.018	505.289	-34,04
Spain	17.440	72.855	317,74	121.629	540.291	344,21
Greece	28.875	26.197	-9,27	194.060	179.339	-7,59
Hungary	-	3.509	-	-	28.250	-

Lanjutan Tabel 3.6

Komoditas/Negara Tujuan	Berat Bersih (kg)		Perub %	Nilai FOB (US\$)		Perub %
	Jan-Jul 2023	Jan-Jul 2024		Jan-Jul 2023	Jan-Jul 2024	
	(1)	(2)	(3)	(4)	(5)	(6)
Poland	75.074	83.199	10,82	529.493	558.611	5,50
Romania	16.876	2.697	-84,02	67.981	6.666	-90,20
Lithuania	-	2.284	-	-	25.363	-
Estonia	1.108	923	-16,66	31.796	24.013	-24,48
Czech Republic	393.968	411.870	4,54	2.611.193	2.683.960	2,79
Russia Federation	-	92	-	-	965	-
<b>Peralatan untuk Pelindung Keselamatan</b>	<b>3.458.496</b>	<b>3.879.419</b>	<b>12,17</b>	<b>42.812.716</b>	<b>43.942.748</b>	<b>2,64</b>
Japan	1.162.714	1.472.267	26,62	15.543.482	20.796.079	33,79
Hong Kong	1.506	19.298	1.181,01	36.319	242.104	566,60
Korea, Republic of	138.372	383.592	177,22	1.821.250	2.724.963	49,62
Taiwan	104.533	66.994	-35,91	2.068.695	1.358.055	-34,35
China	32.188	15.379	-52,22	1.171.590	572.299	-51,15
Mongolia	1	-	-	2	-	-
Papua New Guinea	4	-	-	9	-	-
Thailand	16.077	12.279	-23,62	381.580	295.085	-22,67
Singapore	333.594	155.883	-53,27	962.108	576.052	-40,13
Philippines	196.635	160.568	-18,34	1.947.864	1.823.586	-6,38
Malaysia	208.322	389.020	86,74	1.006.282	1.852.888	84,13
Myanmar	-	5	-	-	10.692	-
Brunei Darussalam	682	2.322	240,53	2.817	12.020	326,67
Nepal	1.493	-	-	34.333	-	-
Bhutan	-	37	-	-	574	-
Viet Nam	25.193	13.859	-44,99	395.492	239.442	-39,46
Maldives	2.795	7.567	170,74	942	29.195	3.000,92
India	4.729	17.156	262,76	99.509	407.816	309,83
Bangladesh	1.144	1.178	2,94	3.580	25.986	625,87
Saudi Arabia	105.614	87.529	-17,12	1.017.351	603.835	-40,65
Yemen	28.689	45.575	58,86	229.522	322.419	40,47
Oman	-	1.045	-	-	2.275	-
United Arab Emirates	25.652	11.472	-55,28	210.556	168.622	-19,92
Qatar	230	1.272	453,19	15.027	6.396	-57,44
Egypt	37	-	-	282	-	-
Libyan Arab Jamahiriya	251	50	-80,08	1.670	480	-71,25
Algeria	311.360	233.671	-24,95	2.701.568	1.803.310	-33,25
Tanzania, United Rep. of	12.800	-	-	76.800	-	-
Somalia	62	60	-3,23	800	484	-39,55
Kenya	-	12.800	-	-	60.700	-
Togo	26.249	8.305	-68,36	313.759	91.425	-70,86
Ghana	320	-	-	617	-	-
Guinea	6.820	-	-	18.640	-	-
Cote D'Ivoire	4	-	-	20	-	-
Senegal	-	37	-	-	45	-
Australia	60.900	63.952	5,01	889.181	978.604	10,06
New Zealand	43	434	909,95	1.454	1.463	0,64
Nauru	-	10	-	-	4.039	-
Christmas Islands	-	26	-	-	122	-
East Timor	73.682	104.541	41,88	133.326	159.096	19,33
United States	247.857	211.363	-14,72	6.718.058	4.498.697	-33,04
Canada	164	8.437	5.032,08	8.420	123.122	1.362,33
Mexico	-	57.232	-	-	1.244.190	-
Guatemala	-	392	-	-	2.564	-
Panama	18	81	353,68	650	3.420	426,10
Chile	-	1	-	-	20	-
Argentina	1.449	-	-	26.664	-	-
Brazil	22.356	41.792	86,94	324.800	660.012	103,21
Colombia	1.491	-	-	32.399	-	-
Ecuador	1.314	-	-	37.554	-	-
Peru	6.986	-	-	143.293	-	-
French Polynesia	1	-	-	23	-	-
United Kingdom	1.050	403	-61,60	6.564	13.396	104,08
Netherlands	53.825	104.031	93,28	242.037	427.405	76,59
France	19.854	448	-97,74	90.390	32.084	-64,51
Germany, Fed. Rep. of	60.238	31.481	-47,74	238.414	133.753	-43,90
Belgium	43.967	91.864	108,94	505.114	404.856	-19,85
Switzerland	-0	-	-	1	-	-
Norway	-	31	-	-	11.352	-
Sweden	-	124	-	-	16.856	-
Finland	3.107	-	-	75.275	-	-
Italy	65.593	43.354	-33,91	1.147.618	1.194.144	4,05
Spain	7	57	679,31	370	2.160	483,82
Portugal	19	-	-	749	-	-
Greece	98	-	-	3.313	-	-
Poland	26.282	-	-	93.986	-	-
Romania	1.128	-	-	5.550	-	-
Bulgaria	75	-	-	87	-	-
Kazakhstan	-	19	-	-	509	-
Ukraine	-	124	-	-	4.057	-
Slovenia	81	-	-	1.067	-	-
Czech Republic	1	1	-0	1	-0	-24,00
Russia Federation	18.837	-	-	2.023.896	-	-

Lanjutan Tabel 3.6

Komoditas/Negara Tujuan	Berat Bersih (kg)		Perub %	Nilai FOB (US\$)		Perub %
	Jan-Jul 2023	Jan-Jul 2024		Jan-Jul 2023	Jan-Jul 2024	
(1)	(2)	(3)	(4)	(5)	(6)	(7)
<b>Alat Tulis dan Gambar</b>	<b>5.827.061</b>	<b>6.775.977</b>	<b>16,28</b>	<b>37.084.488</b>	<b>39.671.604</b>	<b>6,98</b>
Japan	132.285	89.151	-32,61	1.693.009	1.178.353	-30,40
Hong Kong	6.527	4.772	-26,89	79.012	62.035	-21,49
Korea, Republic of	173.507	97.965	-43,54	868.467	438.923	-49,46
Taiwan	56.840	14.688	-74,16	413.497	179.509	-56,59
China	150.853	310.479	105,81	1.016.172	1.842.905	81,36
Mongolia	-	162	-	-	1.846	-
Papua New Guinea	1.353	209	-84,55	13.797	2.801	-79,70
Thailand	59.849	75.502	26,15	725.666	932.515	28,50
Singapore	55.632	48.061	-13,61	1.266.383	2.458.386	94,13
Philippines	46.707	68.314	46,26	512.275	847.536	65,45
Malaysia	169.842	562.836	231,39	1.906.855	1.319.138	-30,82
Myanmar	-	9.592	-	-	73.382	-
Cambodia	-	-0	-	-	-0	-
Brunei Darussalam	5	-0	-94,60	16	-0	-98,13
Viet Nam	44.133	46.219	4,73	337.843	152.380	-54,90
Maldives	7.691	3.045	-60,41	82.830	31.708	-61,72
India	290.940	237.556	-18,35	313.777	274.541	-12,50
Pakistan	-	2.191	-	-	27.069	-
Bangladesh	25.543	15.470	-39,43	308.401	187.643	-39,16
Iraq	18	-	-	500	-	-
Saudi Arabia	106.560	77.534	-27,24	1.158.379	843.802	-27,16
Kuwait	34.177	19.780	-42,13	379.939	195.986	-48,42
Jordan	2.844	64	-97,77	30.047	1.312	-95,63
Lebanon	25.788	34.962	35,57	234.065	349.896	49,49
Oman	58.723	15.649	-73,35	721.644	195.517	-72,91
Turkey	108.304	100.558	-7,15	451.189	384.105	-14,87
United Arab Emirates	198.826	159.880	-19,59	1.629.718	1.148.806	-29,51
Qatar	31.625	-	-	350.063	-	-
Bahrain	22.404	10.764	-51,96	268.173	137.187	-48,84
Morocco	46.062	21.193	-53,99	352.049	19.141	-94,56
Algeria	-	989	-	-	16.679	-
Sudan	23.328	4	-99,98	22.320	-0	-100,00
Ethiopia	26	-	-	272	-	-
Tanzania, United Rep. of	46.656	-	-	50.640	-	-
Madagascar	25.083	64.521	157,23	21.681	53.416	146,37
Somalia	18	-	-	300	-	-
Kenya	158.400	51.090	-67,75	138.936	40.800	-70,63
Togo	-	198.960	-	-	159.360	-
Cameroon	159.860	80.480	-49,66	142.389	72.653	-48,98
Nigeria	450	-	-	4.935	-	-
Gabon	-	26.720	-	-	23.006	-
Cote D'Ivoire	26.720	26.720	-0	21.616	20.768	-3,92
Senegal	25.050	101.604	305,60	21.975	94.756	331,19
Benin	26.720	101.840	281,14	19.648	73.475	273,96
Seychelles	-	1	-	-	6	-
South Africa	6.698	4.105	-38,71	92.106	57.298	-37,79
Comoros	-	26.720	-	-	27.355	-
Australia	272.680	321.628	17,95	1.176.994	1.640.057	39,34
New Zealand	5.971	27.410	359,05	36.395	250.870	589,31
Fiji	-	36	-	-	385	-
Kiribati	-	116	-	-	424	-
East Timor	39.685	68.499	72,61	45.287	104.593	130,95
United States	1.893.384	2.458.782	29,86	10.548.093	15.078.192	42,95
Canada	220.709	105.683	-52,12	449.754	205.600	-54,29
Mexico	366.677	240.842	-34,32	3.633.150	1.918.582	-47,19
Chile	-	4.039	-	-	44.570	-
Argentina	3.304	-	-	47.018	-	-
Brazil	73.769	117.669	59,51	481.764	841.342	74,64
Colombia	90.859	77.199	-15,03	1.022.057	821.192	-19,65
Ecuador	43.158	41.260	-4,40	523.859	462.405	-11,73
United Kingdom	38.053	68.383	79,70	113.676	170.238	49,76
Netherlands	1.626	2.905	78,66	7.506	26.288	250,22
France	99.431	96.755	-2,69	243.646	233.989	-3,96
Germany, Fed. Rep. of	238.979	322.678	35,02	2.338.709	2.967.207	26,87
Austria	3.675	3.150	-14,29	5.249	5.125	-2,36
Belgium	107	-	-	722	-	-
Switzerland	3.564	1	-99,98	41.095	126	-99,69
Denmark	8.681	3.912	-54,94	73.649	31.446	-57,30
Sweden	31.310	31.414	0,33	317.605	311.927	-1,79
Finland	-	14	-	-	1	-
Italy	14.790	35.511	140,10	42.228	77.862	84,39
Spain	11.888	8.537	-28,19	138.356	99.209	-28,29
Portugal	-	2.262	-	-	28.182	-
Greece	-	1	-	-	-0	-
Hungary	5.855	12.397	111,72	143.376	347.123	142,11
Poland	2.856	-	-	3.718	-	-
Georgia	-	12.350	-	-	41.650	-
Czech Republic	-	2.195	-	-	37.014	-
Russia Federation	-	-0	-	-	17	-



Lanjutan Tabel 3.6

Komoditas/Negara Tujuan	Berat Bersih (kg)		Perub %	Nilai FOB (US\$)		Perub %
	Jan-Jul 2023	Jan-Jul 2024		Jan-Jul 2023	Jan-Jul 2024	
(1)	(2)	(3)	(4)	(5)	(6)	(7)
<b>Produk Industri Lainnya</b>	<b>7.080.048</b>	<b>9.871.191</b>	<b>39,42</b>	<b>28.162.414</b>	<b>28.995.244</b>	<b>2,96</b>
Japan	974.188	885.405	-9,11	3.442.322	3.201.776	-6,99
Hong Kong	202.371	108.867	-46,20	1.243.881	982.225	-21,04
Korea, Republic of	28.041	31.137	11,04	414.475	684.736	65,21
Taiwan	726.335	762.178	4,93	2.370.811	3.144.772	32,65
China	794.551	917.216	15,44	2.114.295	2.498.464	18,17
Mongolia	16	30	86,41	438	865	97,27
Macau	94	51	-45,53	5.680	2.032	-64,23
Papua New Guinea	3.163	947	-70,07	4.008	10.182	154,06
Thailand	34.822	50.345	44,58	382.236	464.396	21,49
Singapore	52.604	68.470	30,16	1.409.668	1.270.666	-9,86
Philippines	7.646	12.383	61,94	119.830	119.254	-0,48
Malaysia	123.253	143.766	16,64	1.274.325	1.153.784	-9,46
Myanmar	3.036	548	-81,94	14.387	7.796	-45,82
Cambodia	487	353	-27,56	8.523	3.178	-62,71
Brunei Darussalam	788	1.568	99,14	17.168	23.678	37,92
Lao People'S Dem. Rep.	37	8	-78,15	1.507	20	-98,66
Nepal	55	64	15,88	916	146	-84,12
Bhutan	9	1	-89,29	67	2	-96,80
Viet Nam	129.965	260.578	100,50	164.020	776.295	373,29
Maldives	1.164	717	-38,42	25.670	2.285	-91,10
India	22.270	11.992	-46,15	345.632	314.286	-9,07
Pakistan	145	502	246,72	2.395	8.777	266,50
Bangladesh	2.600.254	5.840.217	124,60	2.736.719	6.260.278	128,75
Sri Lanka	301	813	170,32	2.995	3.188	6,46
Iraq	29	13	-55,45	1.386	356	-74,27
Iran (Islamic Republic of)	308	28	-90,79	5.225	250	-95,22
Saudi Arabia	16.663	24.184	45,14	212.092	179.635	-15,30
Israel	265	56	-78,95	14.809	2.144	-85,52
Kuwait	2.435	397	-83,69	34.115	13.290	-61,04
Jordan	63	34	-46,12	838	514	-38,73
Lebanon	217	120	-45,03	2.697	822	-69,52
Yemen	24	-	-	179	-	-
Oman	275	207	-24,93	17.740	4.830	-72,77
Turkey	8.416	1.262	-85,01	447.940	45.508	-89,84
United Arab Emirates	13.821	21.469	55,34	173.938	211.886	21,82
Qatar	674	2.404	256,88	10.472	21.687	107,10
Bahrain	107	107	-0,50	4.033	2.852	-29,28
Cyprus	58	270	368,14	4.020	2.923	-27,28
Egypt	74	32.784	43.916,64	2.260	228.007	9.989,34
Libyan Arab Jamahiriya	-0	5	1.088,00	301	20	-93,36
Morocco	49	21	-57,19	1.766	636	-63,97
Tunisia	2	6	219,39	121	564	367,89
Algeria	13	16	25,40	490	310	-36,78
Sudan	13	-	-	26	-	-
Namibia	1	8	1.129,85	27	13	-53,17
Ethiopia	4	-0	-91,85	541	31	-94,35
Tanzania, United Rep. of	13	39	211,02	248	658	165,12
Madagascar	5.359	932	-82,62	25.993	4.218	-83,77
Somalia	-	13	-	-	934	-
Kenya	1.557	8	-99,46	28.434	361	-98,73
Reunion	37	184	398,36	708	911	28,65
Mozambique	-0	1	61,29	30	10	-65,48
Botswana	1	-0	-61,54	18	6	-65,23
Togo	6	-	-	56	-	-
Ghana	30	11	-62,00	1.381	212	-84,63
Liberia	17	-	-	37	-	-
Guinea	3	-	-	67	-	-
Angola	-0	26	264.190,00	40	9	-76,52
Congo	-0	2	614,29	68	16	-77,21
Cameroon	9	27	200,66	136	230	69,26
Nigeria	2.359	494	-79,05	9.643	6.221	-35,49
Sierra Leone	-	55	-	-	294	-
Cote D'Ivoire	56	3	-95,17	1.378	266	-80,66
Senegal	2.771	6	-99,79	2.316	76	-96,70
Mauritania	3	2	-30,00	186	245	31,39
Mali	-0	3	15.350,00	66	22	-67,25
Benin	10	1	-93,53	5	8	70,49
Burkina Faso	24	6	-74,43	1.824	815	-55,32
Gambia	-0	1	5.900,00	31	37	18,85
Seychelles	11	11	7,81	563	156	-72,38
Uganda	174	3	-98,03	666	157	-76,38
Central African Republic	1	-	-	10	-	-
Niger	-	2	-	-	10	-
Djibouti	1	-	-	67	-	-
Swaziland	-0	-0	-4,76	17	10	-40,33
South Africa	209	3.251	1.453,68	11.810	35.949	204,39
Zimbabwe	9	24	153,70	431	1.306	203,09
Zambia	1	22	3.127,54	69	533	677,19
Malawi	-0	-	-	3	-	-

Lanjutan Tabel 3.6

Komoditas/Negara Tujuan	Berat Bersih (kg)		Perub %	Nilai FOB (US\$)		Perub %
	Jan-Jul 2023	Jan-Jul 2024		Jan-Jul 2023	Jan-Jul 2024	
	(1)	(2)	(3)	(4)	(5)	(6)
Burundi	10	-	-	160	-	-
Mauritius	188	118	-37,30	3.982	1.231	-69,09
Rwanda	249	839	237,06	6.540	11.905	82,04
Mayotte	1	-	-	7	-	-
Democratic Rep. of the Congo	10	50	419,33	290	2.780	858,99
South Sudan	4	-	-	236	-	-
Australia	66.633	85.930	28,96	1.682.645	1.095.971	-34,87
New Zealand	8.755	1.916	-78,12	162.548	55.260	-66,00
Micronesia, Fed. States of	2	-	-	80	-	-
Guam	29	37	29,03	5.210	1.393	-73,26
Palau	-0	2	15.900,00	116	44	-61,67
New Caledonia	37	64	73,64	2.614	478	-81,72
Northern Mariana Islands	1	-	-	93	-	-
Vanuatu	20	1	-95,08	484	25	-94,75
Cook Islands	12	201	1.604,93	139	888	538,81
Fiji	19	67	243,03	449	457	1,91
Kiribati	-	24	-	-	88	-
Solomon Islands	1	-	-	67	-	-
Tuvalu	-0	-	-	39	-	-
East Timor	28.531	41.865	46,74	52.787	48.297	-8,51
United States	187.398	142.427	-24,00	5.038.523	2.922.989	-41,99
Canada	32.936	4.300	-86,94	384.036	475.191	23,74
Mexico	4.893	13.447	174,79	225.559	567.660	151,67
Guatemala	21	6	-69,62	685	265	-61,28
Honduras	1	-	-	33	-	-
Nicaragua	4	-	-	256	-	-
Panama	4	4	-20,45	288	38	-86,69
Cuba	-	8	-	-	6	-
Curacao	1	-	-	31	-	-
Suriname	847	1.154	36,28	4.216	5.886	39,62
Chile	210	156	-25,75	11.928	7.896	-33,80
Venezuela	2	10	421,31	221	19	-91,25
Argentina	42	65	54,46	2.567	2.655	3,40
Brazil	532	703	32,17	21.992	28.168	28,08
Colombia	59	39	-33,61	4.436	1.484	-66,54
Bolivia	2	21	857,27	58	98	69,29
Uruguay	42	25	-41,33	2.378	738	-68,95
Paraguay	16	8	-53,59	350	22	-93,71
Ecuador	40	14	-64,15	996	246	-75,31
Peru	73	162	123,27	3.799	10.729	182,45
Guyana	2	-	-	132	-	-
Trinidad and Tobago	2	-0	-95,35	303	1	-99,73
Jamaica	1	-0	-78,57	13	31	136,99
Puerto Rico	171	25	-85,27	10.451	1.885	-81,97
Belize	-0	-	-	167	-	-
Dominican Republic	7	3	-63,36	113	68	-40,00
El Salvador	8	37	346,21	1.098	339	-69,13
Costa Rica	158	65	-58,87	1.475	1.119	-24,15
Barbados	31	35	11,50	1.589	25	-98,44
Antigua and Barbuda	44	-	-	2.873	-	-
Anguilla	-0	-	-	5	-	-
Bermuda	157	104	-33,93	4.992	1.785	-64,24
Cape Verde	-0	1	5.900,00	90	206	128,97
Cayman Islands	-0	2	5.566,67	100	586	486,27
French Guiana	6	25	305,24	200	207	3,19
French Polynesia	29	87	203,86	915	962	5,22
Greenland	-0	-	-	20	-	-
Martinique	53	15	-71,11	1.134	675	-40,52
Saint Lucia	-	-0	-	-	44	-
Guadeloupe	32	51	60,79	2.927	1.478	-49,49
Virgin Islands (British)	100	-	-	2.139	-	-
U.S. Virgin Islands	12	3	-76,03	3.687	380	-89,70
Sint Maarten (Dutch Part)	-0	-	-	73	-	-
United Kingdom	7.951	11.686	46,97	513.856	323.107	-37,12
Netherlands	7.101	18.074	154,52	159.462	239.557	50,23
France	38.429	13.315	-65,35	316.539	235.885	-25,48
Germany, Fed. Rep. of	670.860	82.983	-87,63	1.195.451	482.675	-59,62
Austria	591	571	-3,41	33.243	21.900	-34,12
Belgium	531	1.680	216,66	41.862	38.223	-8,69
Switzerland	1.615	2.770	71,53	90.012	75.181	-16,48
Luxembourg	32	37	13,15	4.234	3.171	-25,12
Gibraltar	1	4	423,17	91	170	85,29
Monaco	13	-	-	1.060	-	-
Denmark	700	787	12,41	25.701	16.535	-35,66
Norway	696	1.730	148,53	20.080	21.024	4,70
Sweden	785	987	25,71	40.316	20.145	-50,03
Finland	340	761	123,74	11.612	12.150	4,64
Ireland	745	732	-1,78	67.977	80.766	18,81
Italy	242.478	243.154	0,28	358.903	235.240	-34,46
Spain	5.894	5.323	-9,70	144.073	78.904	-45,23
Portugal	373	211	-43,38	12.781	9.635	-24,62

Lanjutan Tabel 3.6

Komoditas/Negara Tujuan	Berat Bersih (kg)		Perub %	Nilai FOB (US\$)		Perub %
	Jan-Jul 2023	Jan-Jul 2024		Jan-Jul 2023	Jan-Jul 2024	
(1)	(2)	(3)	(4)	(5)	(6)	(7)
Iceland	65	255	292,17	2.777	1.783	-35,79
Greece	343	175	-48,94	26.718	6.869	-74,29
Vatican City State	-0	-	-	8	-	-
Liechtenstein	-0	-	-	1	-	-
Hungary	212	184	-13,10	7.226	5.569	-22,93
Poland	712	706	-0,86	30.031	21.557	-28,22
Romania	127	215	69,34	5.982	7.918	32,37
Bulgaria	58	129	122,22	3.805	4.382	15,15
Albania	9	14	66,82	623	505	-18,98
Armenia	14	109	689,96	2.615	2.488	-4,88
Azerbaijan	18	7	-62,45	852	276	-67,67
Belarus	50	56	12,72	2.534	1.716	-32,27
Kazakhstan	327	147	-55,10	6.291	4.729	-24,82
Kyrgyzstan	4	7	99,44	320	169	-47,40
Moldova, Republic of	15	5	-66,80	1.216	519	-57,32
Tajikistan	-0	-	-	27	-	-
Ukraine	34	81	135,34	2.846	4.162	46,24
Uzbekistan	244	19	-92,42	1.270	925	-27,21
Lithuania	37	35	-6,43	4.974	1.735	-65,12
Latvia	86	58	-32,22	4.646	2.338	-49,68
Estonia	129	28	-78,07	4.072	2.984	-26,70
Georgia	69	62	-9,80	1.273	1.256	-1,36
Croatia	71	166	134,42	3.127	4.261	36,26
Bosnia and Herzegovina	8	8	-7,11	463	204	-55,90
Malta	63	72	14,86	5.078	2.347	-53,78
Slovakia	82	105	27,51	2.994	3.406	13,75
Slovenia	31	50	63,13	2.504	2.379	-4,97
Czech Republic	367	1.018	177,73	35.637	14.174	-60,23
Rep. of Macedonia	21	2	-90,64	209	23	-88,86
Faeroe Islands	7	5	-29,68	444	103	-76,76
Russia Federation	3.455	1.857	-46,26	178.742	45.229	-74,70
Serbia	18	19	7,99	1.402	1.152	-17,81
Montenegro	2	-	-	390	-	-
Kosovo	-0	-	-	106	-	-
Guernsey	25	-	-	4.850	-	-
Jersey	4	7	82,76	489	93	-80,96
<b>Pita Mesin Tulis/Gambar</b>	<b>410.576</b>	<b>331.330</b>	<b>-19,30</b>	<b>8.814.959</b>	<b>6.971.857</b>	<b>-20,91</b>
Japan	6.720	3.566	-46,94	190.297	90.485	-52,45
Hong Kong	4.992	2.356	-52,79	107.936	50.651	-53,07
Korea, Republic of	2	3	51,00	1	49	6.025,00
Taiwan	-0	-0	-42,47	2.640	19	-99,28
China	88.753	40.355	-54,53	1.836.994	866.415	-52,84
Thailand	22.484	20.183	-10,23	450.733	412.520	-8,48
Singapore	140.682	124.314	-11,63	2.969.389	2.578.368	-13,17
Philippines	28.117	33.717	19,91	605.257	735.407	21,50
Malaysia	16.351	10.609	-35,12	314.366	207.477	-34,00
India	8	-	-	338	-	-
Sri Lanka	1	-	-	1	-	-
Iran (Islamic Republic of)	-	612	-	-	1.112	-
United Arab Emirates	10.441	13.197	26,40	230.446	262.607	13,96
Ethiopia	7	-	-	159	-	-
South Africa	865	1.131	30,79	19.159	23.218	21,19
Australia	27.641	28.133	1,78	438.137	461.352	5,30
East Timor	40	27	-32,66	126	57	-55,07
United States	47.108	37.578	-20,23	1.240.702	922.778	-25,62
Canada	-	20	-	-	28	-
Belize	-	96	-	-	1.820	-
Germany, Fed. Rep. of	16.358	15.433	-5,66	407.838	357.494	-12,34
Ireland	4	-	-	65	-	-
Portugal	1	-	-	24	-	-
Latvia	1	-	-	352	-	-
<b>Batu Bara</b>	<b>213.833.559.342</b>	<b>230.761.319.817</b>	<b>7,92</b>	<b>21.665.254.655</b>	<b>17.661.460.677</b>	<b>-18,48</b>
Japan	14.672.525.000	15.824.310.055	7,85	3.309.195.732	2.152.142.355	-34,96
Hong Kong	2.968.333.000	2.490.867.008	-16,09	445.739.287	227.851.215	-48,88
Korea, Republic of	15.167.494.350	14.611.098.025	-3,67	1.449.510.435	1.206.876.652	-16,74
Taiwan	8.634.477.000	7.934.581.049	-8,11	1.281.778.163	1.039.788.041	-18,88
China	48.468.473.600	47.535.978.000	-1,92	4.352.258.961	3.450.064.132	-20,73
Papua New Guinea	9.083.898	-	-	741.882	-	-
Thailand	7.062.142.411	8.171.935.217	15,71	559.667.518	514.946.864	-7,99
Singapore	286.905.096	234.904.823	-18,12	37.651.359	16.882.768	-55,16
Philippines	21.253.930.813	22.408.949.048	5,43	2.268.413.624	1.624.655.756	-28,38
Malaysia	16.206.934.843	15.058.260.025	-7,09	1.691.503.009	1.375.265.791	-18,70
Cambodia	2.803.012.881	3.235.164.445	15,42	267.346.522	241.428.742	-9,69
Brunei Darussalam	600.000.000	676.000.000	12,67	57.562.000	53.333.800	-7,35
Lao People'S Dem. Rep.	-	23.600.000	-	-	1.738.328	-
Viet Nam	11.573.961.750	15.950.726.108	37,82	941.594.591	1.052.746.312	11,80
India	56.113.982.700	68.832.408.932	22,67	4.102.180.719	4.109.193.320	0,17
Pakistan	859.926.000	338.243.000	-60,67	52.075.505	26.861.965	-48,42
Bangladesh	4.774.444.000	6.458.792.000	35,28	495.948.742	501.743.156	1,17

Lanjutan Tabel 3.6

Komoditas/Negara Tujuan	Berat Bersih (kg)		Perub %	Nilai FOB (US\$)		Perub %
	Jan-Jul 2023	Jan-Jul 2024		Jan-Jul 2023	Jan-Jul 2024	
	(1)	(2)	(3)	(4)	(5)	(6)
Sri Lanka	74.203.000	—	—	10.566.025	—	—
Turkey	67.500.000	—	—	12.064.887	—	—
United Arab Emirates	110.500.000	—	—	7.212.250	—	—
Australia	27.700.000	33.000.077	19,13	2.553.109	3.003.028	17,62
New Zealand	102.971.000	326.091.000	216,68	13.130.737	30.160.138	129,69
Netherlands	67.500.000	—	—	11.785.500	—	—
Italy	970.053.000	71.800.005	-92,60	224.226.803	8.722.894	-96,11
Poland	337.377.000	—	—	45.173.737	—	—
Romania	156.550.000	160.980.000	2,83	5.818.753	6.024.945	3,54
Croatia	463.578.000	383.631.000	-17,25	19.554.804	18.030.474	-7,80
<b>Lignit</b>	<b>78.505.416.292</b>	<b>80.982.577.743</b>	<b>3,16</b>	<b>5.061.679.110</b>	<b>4.075.418.097</b>	<b>-19,48</b>
Japan	66.000.000	6.600.000	-90,00	5.225.000	462.000	-91,16
Korea, Republic of	765.369.000	1.015.726.000	32,71	58.570.901	61.472.816	4,95
Taiwan	35.200.000	237.880.000	575,80	2.288.000	13.479.448	489,14
China	75.923.500.221	78.900.006.000	3,92	4.892.664.164	3.966.883.220	-18,92
Thailand	21.826.000	—	—	1.000.940	—	—
Singapore	51.113.000	58.001.102	13,48	9.324.079	3.637.109	-60,99
Malaysia	72.984.071	4.518.641	-93,81	4.073.979	144.099	-96,46
Viet Nam	124.317.000	56.100.000	-54,87	13.004.801	4.364.580	-66,44
India	109.500.000	269.000.000	145,66	6.515.450	10.700.750	64,24
Pakistan	752.350.000	277.646.000	-63,10	28.982.831	9.104.752	-68,59
Switzerland	44.000.000	—	—	4.422.000	—	—
Croatia	76.110.000	—	—	4.267.488	—	—
Slovenia	157.110.000	—	—	17.124.990	—	—
Serbia	306.037.000	157.100.000	-48,67	14.214.486	5.169.323	-63,63
<b>Bitumen</b>	<b>1</b>	<b>18</b>	<b>1.260,62</b>	<b>3</b>	<b>203</b>	<b>6.666,67</b>
Singapore	1	18	1.260,62	3	203	6.666,67
<b>Bijih Tembaga</b>	<b>1.301.403.243</b>	<b>1.533.877.297</b>	<b>17,86</b>	<b>3.616.690.439</b>	<b>4.878.825.077</b>	<b>34,90</b>
Japan	315.314.649	497.159.981	57,67	886.506.514	1.630.631.034	83,94
Korea, Republic of	147.026.763	188.351.980	28,11	403.603.320	631.180.802	56,39
Taiwan	44.300.000	16.500.000	-62,75	119.652.407	48.772.579	-59,24
China	265.728.919	328.835.250	23,75	739.064.534	982.862.802	32,99
Philippines	67.089.045	22.000.000	-67,21	192.630.270	62.970.159	-67,31
Malaysia	48.980.800	11.550.000	-76,42	133.503.760	32.328.163	-75,78
India	115.731.756	211.534.250	82,78	349.771.524	738.092.265	111,02
Australia	6	18	226,61	9	42	361,22
United States	—	156	—	—	383	—
United Kingdom	6	9	54,55	9	17	88,89
Germany, Fed. Rep. of	110.550.200	55.550.210	-49,75	297.943.173	161.983.187	-45,63
Belgium	—	3	—	—	6	—
Spain	152.031.100	115.500.240	-24,03	396.837.393	337.931.975	-14,84
Bulgaria	34.650.000	86.895.200	150,78	97.177.525	252.071.664	159,39
<b>Bijih Zirconium, Niobium, dan Tantalum</b>	<b>48.437.552</b>	<b>48.886.750</b>	<b>0,93</b>	<b>91.460.469</b>	<b>87.547.794</b>	<b>-4,28</b>
Japan	1.288.000	1.039.000	-19,33	2.607.469	2.033.824	-22,00
Korea, Republic of	24.000	45.000	87,50	51.520	86.110	67,14
Taiwan	1.030.000	524.000	-49,13	1.979.200	918.150	-53,61
China	21.203.552	26.750.000	26,16	37.199.350	46.056.373	23,81
Thailand	1.398.000	226.000	-83,83	2.702.159	441.556	-83,66
Malaysia	2.076.000	1.429.000	-31,17	3.805.817	2.596.169	-31,78
Viet Nam	258.000	129.000	-50,00	528.062	278.640	-47,23
India	14.259.000	14.510.750	1,77	28.809.258	26.997.537	-6,29
Bangladesh	—	146.000	—	—	299.830	—
Sri Lanka	76.000	29.000	-61,84	172.560	60.900	-64,71
Saudi Arabia	—	24.000	—	—	53.605	—
Turkey	864.000	—	—	1.661.850	—	—
United Arab Emirates	1.275.000	1.119.000	-12,24	2.519.234	2.067.609	-17,93
Australia	—	50.000	—	—	110.690	—
Mexico	52.000	—	—	114.975	—	—
Chile	26.000	26.000	-0	57.598	52.831	-8,28
Argentina	26.000	—	—	54.029	—	—
Brazil	27.000	—	—	56.700	—	—
Peru	26.000	—	—	54.750	—	—
United Kingdom	135.000	243.000	80,00	270.000	463.725	71,75
Netherlands	2.234.000	1.128.000	-49,51	4.162.104	1.980.000	-52,43
France	405.000	81.000	-80,00	840.375	157.950	-81,20
Spain	1.313.000	—	—	2.755.520	—	—
Latvia	—	416.000	—	—	825.890	—
Russia Federation	442.000	972.000	119,91	1.057.940	2.066.404	95,32
<b>Bijih Logam Lainnya</b>	<b>1.921.461.579</b>	<b>7.238</b>	<b>-100,00</b>	<b>68.121.772</b>	<b>17.107</b>	<b>-99,97</b>
Japan	91	—	—	20	—	—
China	1.921.432.750	—	—	68.118.091	—	—
Australia	28.701	7.200	-74,91	3.606	17.066	373,24
United States	37	—	—	55	—	—
Canada	—	38	—	—	41	—
<b>Bijih Seng</b>	<b>18.726.030</b>	<b>14.233.360</b>	<b>-23,99</b>	<b>17.593.098</b>	<b>8.798.396</b>	<b>-49,99</b>

Lanjutan Tabel 3.6

Komoditas/Negara Tujuan	Berat Bersih (kg)		Perub %	Nilai FOB (US\$)		Perub %
	Jan-Jul 2023	Jan-Jul 2024		Jan-Jul 2023	Jan-Jul 2024	
(1)	(2)	(3)	(4)	(5)	(6)	(7)
China	18.726.030	14.233.360	-23,99	17.593.098	8.798.396	-49,99
<b>Bijih Besi</b>	<b>585.518.000</b>	<b>-</b>	<b>-</b>	<b>30.627.503</b>	<b>-</b>	<b>-</b>
China	585.518.000	-	-	30.627.503	-	-
<b>Bijih Timbal</b>	<b>7.653.090</b>	<b>7.194.030</b>	<b>-6,00</b>	<b>11.032.936</b>	<b>6.947.948</b>	<b>-37,03</b>
China	7.653.090	7.194.030	-6,00	11.032.936	6.947.948	-37,03
<b>Bijih Titanium</b>	<b>-</b>	<b>30.793.000</b>	<b>-</b>	<b>-</b>	<b>7.058.643</b>	<b>-</b>
Japan	-	20.000	-	-	30.900	-
China	-	30.586.000	-	-	6.841.131	-
India	-	26.000	-	-	40.612	-
United Arab Emirates	-	26.000	-	-	43.940	-
Netherlands	-	135.000	-	-	102.060	-
<b>Bahan Mineral Lainnya</b>	<b>911.619.511</b>	<b>997.777.037</b>	<b>9,45</b>	<b>23.589.728</b>	<b>23.847.196</b>	<b>1,09</b>
Japan	9.557.128	11.169.702	16,87	430.092	760.806	76,89
Hong Kong	-	2	-	-	2	-
Korea, Republic of	10.690	3	-99,98	5.509	4	-99,93
Taiwan	92.388	57.512	-37,75	22.756	14.724	-35,30
China	834.581.887	851.234.348	2,00	20.387.831	19.939.538	-2,20
Papua New Guinea	706	125	-82,30	887	130	-85,35
Thailand	188.800	168.563	-10,72	112.656	92.023	-18,31
Singapore	1.072.228	1.171.875	9,29	589.629	657.418	11,50
Philippines	20.541	-	-	12.867	-	-
Malaysia	5.022.736	4.571.126	-8,99	482.594	271.790	-43,68
Myanmar	-	120.000	-	-	68.600	-
Viet Nam	88.000	108.000	22,73	22.021	50.487	129,26
India	-	40.825	-	-	9.719	-
Bangladesh	47.019.217	95.949.750	104,06	965.955	911.235	-5,66
Saudi Arabia	27.000	-	-	3.105	-	-
Israel	15.626	-	-	3.280	-	-
United Arab Emirates	27.000	-	-	3.105	-	-
Egypt	12.920.226	32.830.000	154,10	387.607	977.040	152,07
Australia	14.857	2.488	-83,25	4.738	3.108	-34,41
East Timor	1.295	35.237	2.621,65	9.220	7.887	-14,46
United States	398.160	28.991	-92,72	47.729	14.407	-69,81
Canada	27.008	1.750	-93,52	2.992	3.250	8,62
Mexico	11	-	-	110	-	-
Brazil	43.003	21.326	-50,41	6.850	2.067	-69,82
United Kingdom	50.400	34.200	-32,14	8.190	4.590	-43,96
Netherlands	32.056	74.614	132,76	4.696	20.012	326,15
France	17	16	-3,03	15	1	-93,26
Germany, Fed. Rep. of	213.479	149.976	-29,75	47.304	20.601	-56,45
Switzerland	66	106	59,85	1	23	2.163,00
Italy	162.060	-	-	18.334	-	-
Spain	-	276	-	-	694	-
Portugal	-	2.390	-	-	6.141	-
Greece	-	90	-	-	75	-
Poland	32.878	-	-	9.167	-	-
Czech Republic	49	-	-	490	-	-
Russia Federation	-	3.749	-	-	10.827	-
<b>Batu Kerikil</b>	<b>4.166.139.982</b>	<b>4.513.974.893</b>	<b>8,35</b>	<b>30.012.830</b>	<b>31.493.517</b>	<b>4,93</b>
Japan	1.527.319	1.508.735	-1,22	308.997	302.793	-2,01
Korea, Republic of	2.892.640	2.966.740	2,56	459.347	452.677	-1,45
Taiwan	4.159.800	3.594.657	-13,59	536.061	414.980	-22,59
China	867.541	629.823	-27,40	108.044	81.145	-24,90
Thailand	54.500	256.960	371,49	9.125	45.213	395,48
Singapore	4.148.695.180	4.499.043.415	8,44	27.409.211	29.321.067	6,98
Malaysia	190.010	527.960	177,86	24.104	65.793	172,96
Brunei Darussalam	-	26.000	-	-	4.800	-
India	21.938	14.027	-36,06	5.529	5.268	-4,73
Bahrain	6.000	-	-	1.140	-	-
Reunion	1.580	515	-67,41	74	50	-33,18
Seychelles	2.414	-	-	392	-	-
Mauritius	-	210	-	-	62	-
Australia	960.043	753.833	-21,48	156.752	126.672	-19,19
New Zealand	-	24.000	-	-	3.668	-
New Caledonia	-	138	-	-	299	-
Saint Vincent and the Grenadines	-	1.560	-	-	879	-
Vanuatu	-	1.520	-	-	373	-
Fiji	-	5.370	-	-	414	-
East Timor	22.500	-	-	5.539	-	-
United States	6.030.001	4.170.675	-30,83	851.464	581.981	-31,65
Canada	21.000	630	-97,00	3.445	155	-95,50
Brazil	34.250	9.243	-73,01	19.158	3.902	-79,63
Paraguay	-	300	-	-	89	-
Puerto Rico	204	-	-	52	-	-
Costa Rica	-	616	-	-	450	-
Barbados	10.300	8.400	-18,45	1.406	1.399	-0,47

Lanjutan Tabel 3.6

Komoditas/Negara Tujuan	Berat Bersih (kg)		Perub %	Nilai FOB (US\$)		Perub %
	Jan-Jul 2023	Jan-Jul 2024		Jan-Jul 2023	Jan-Jul 2024	
	(1)	(2)	(3)	(4)	(5)	(6)
French Polynesia	34.540	10.539	-69,49	5.103	2.888	-43,41
Turks and Caicos Islands	22.625	5.075	-77,57	6.227	1.104	-82,27
United Kingdom	122.000	68.950	-43,48	22.237	11.836	-46,77
Netherlands	162.000	26.030	-83,93	28.530	3.903	-86,32
France	34.813	4.559	-86,90	4.768	995	-79,14
Germany, Fed. Rep. of	132.708	94.337	-28,91	21.361	13.039	-38,96
Belgium	52.000	52.035	0,07	6.154	7.987	29,79
Sweden	6.630	2.862	-56,83	1.500	283	-81,14
Ireland	-	54.000	-	-	10.260	-
Spain	-	1.700	-	-	256	-
Greece	45.946	55.478	20,75	12.284	17.859	45,38
Poland	3.500	-	-	350	-	-
Lithuania	26.000	54.000	107,69	4.475	8.980	100,67
<b>Tanah dan Tanah Liat</b>	<b>119.139.763</b>	<b>134.118.449</b>	<b>12,57</b>	<b>7.505.599</b>	<b>8.388.677</b>	<b>11,77</b>
Japan	463.026	881.029	90,28	81.053	169.487	109,11
Korea, Republic of	1.422.903	1.253.004	-11,94	241.263	215.590	-10,64
Taiwan	1.388.001	1.878.000	35,30	264.247	351.144	32,88
China	77.518.420	85.112.730	9,80	3.128.097	3.007.528	-3,85
Thailand	1.673.555	1.220.624	-27,06	252.201	169.206	-32,91
Singapore	247.000	156.000	-36,84	39.072	22.078	-43,49
Philippines	-	1.002	-	-	51	-
Malaysia	1.036.005	767.219	-25,94	151.286	103.532	-31,57
Cambodia	3.501.000	338.000	-90,35	162.797	17.615	-89,18
Viet Nam	12.420.007	15.714.362	26,52	1.421.067	1.750.981	23,22
India	6.675.037	4.488.706	-32,75	463.300	277.364	-40,13
Pakistan	-	3	-	-	1	-
Bangladesh	6.883.400	4.990.924	-27,49	854.101	688.351	-19,41
Sri Lanka	-	2	-	-	1	-
Iran (Islamic Republic of)	647.400	5.064.000	682,21	51.590	426.456	726,63
Saudi Arabia	2.696.000	3.493.007	29,56	199.680	202.406	1,37
Turkey	6	50.010	833.400,00	1	13.751	1.375.000,00
United Arab Emirates	16.000	1.456.000	9.000,00	3.474	198.206	5.605,41
Egypt	2	-	-	1	-	-
Libyan Arab Jamahiriya	-	790.000	-	-	47.400	-
Tanzania, United Rep. of	300.000	1.061.000	253,67	18.000	63.660	253,67
Kenya	250.000	180.400	-27,84	15.000	25.295	68,63
Mozambique	52.000	425.205	717,70	3.120	38.239	1.125,62
Ghana	540.000	1.583.800	193,30	32.400	137.980	325,86
Nigeria	1.410.002	3.019.000	114,11	123.851	447.540	261,35
Senegal	-	47.400	-	-	6.675	-
Peru	-	135.000	-	-	8.100	-
United Kingdom	-	12	-	-	1	-
Italy	-	12	-	-	1	-
Bulgaria	-	12.000	-	-	38	-
<b>Zirconium Silikat</b>	<b>2.852.000</b>	<b>2.028.000</b>	<b>-28,89</b>	<b>6.637.245</b>	<b>4.327.750</b>	<b>-34,80</b>
Japan	485.000	200.000	-58,76	1.074.840	410.534	-61,81
Korea, Republic of	600.000	792.000	32,00	1.367.015	1.661.734	21,56
Taiwan	5.000	-	-	11.975	-	-
Thailand	254.500	143.000	-43,81	609.540	298.502	-51,03
Malaysia	96.000	264.000	175,00	231.760	597.860	157,97
Viet Nam	-	27.000	-	-	58.810	-
India	204.000	-	-	483.853	-	-
Pakistan	130.000	119.000	-8,46	322.110	260.180	-19,23
Bangladesh	71.000	-	-	190.415	-	-
Syria Arab Republic	-	50.000	-	-	101.250	-
Turkey	200.500	225.000	12,22	490.918	483.750	-1,46
Mexico	468.000	208.000	-55,56	1.082.753	455.130	-57,97
Argentina	26.000	-	-	65.000	-	-
Ecuador	104.000	-	-	239.200	-	-
Peru	52.000	-	-	121.160	-	-
Spain	156.000	-	-	346.707	-	-
<b>Batu Apung dan Sejenisnya</b>	<b>80.882.385</b>	<b>54.348.330</b>	<b>-32,81</b>	<b>5.281.073</b>	<b>4.005.515</b>	<b>-24,15</b>
Japan	599.629	445.620	-25,68	94.455	45.299	-52,04
Hong Kong	169.050	-	-	18.630	-	-
Korea, Republic of	5.269.059	4.626.928	-12,19	533.806	460.324	-13,77
Taiwan	509.756	362.757	-28,84	70.939	42.174	-40,55
China	66.160.662	40.444.078	-38,87	3.642.017	2.422.971	-33,47
Thailand	1.969.663	1.757.029	-10,80	223.334	207.570	-7,06
Singapore	683.212	549.156	-19,62	72.584	78.949	8,77
Malaysia	462.808	591.876	27,89	45.369	137.534	203,15
Cambodia	1.490.600	1.378.470	-7,52	154.070	116.114	-24,64
Brunei Darussalam	-	6.300	-	-	2.992	-
Viet Nam	3.206.326	3.325.848	3,73	346.462	357.069	3,06
Pakistan	-	506.000	-	-	45.645	-
Bangladesh	349.580	50.600	-85,53	39.270	5.680	-85,54
Tanzania, United Rep. of	-	99.520	-	-	8.880	-
Australia	11.850	17.648	48,93	1.510	5.885	289,71
Antartica	-	159.600	-	-	13.116	-

Lanjutan Tabel 3.6

Komoditas/Negara Tujuan	Berat Bersih (kg)		Perub %	Nilai FOB (US\$)		Perub %
	Jan-Jul 2023	Jan-Jul 2024		Jan-Jul 2023	Jan-Jul 2024	
(1)	(2)	(3)	(4)	(5)	(6)	(7)
United States	-	4.981	-	-	10.528	-
Germany, Fed. Rep. of	190	190	-0	38.627	39.005	0,98
Belgium	-	28	-	-	150	-
Italy	-	21.700	-	-	5.630	-
<b>Aspal</b>	<b>80.135.093</b>	<b>52.914.501</b>	<b>-33,97</b>	<b>2.537.548</b>	<b>1.768.512</b>	<b>-30,31</b>
Japan	11	2	-81,82	95	20	-78,95
China	80.070.003	52.746.000	-34,13	2.467.902	1.662.305	-32,64
Papua New Guinea	-	26.850	-	-	27.599	-
Singapore	55.910	111.829	100,02	24.726	48.618	96,63
Malaysia	9.170	-	-	44.825	-	-
East Timor	-	29.821	-	-	29.970	-
<b>Batu Hias dan Batu Bangunan</b>	<b>10.871.507</b>	<b>10.217.194</b>	<b>-6,02</b>	<b>1.634.802</b>	<b>1.878.802</b>	<b>14,93</b>
Japan	978.826	1.008.024	2,98	234.291	210.569	-10,12
Hong Kong	400	-	-	400	-	-
Korea, Republic of	-	13.201	-	-	5.181	-
Taiwan	970.705	1.062.713	9,48	136.641	149.976	9,76
China	7.665.687	6.881.883	-10,22	916.244	884.994	-3,41
Thailand	332.260	141.380	-57,45	62.580	38.442	-38,57
Singapore	163.052	252.989	55,16	35.361	36.760	3,95
Malaysia	73.062	132.762	81,71	14.429	23.647	63,89
Brunei Darussalam	-	15.209	-	-	13.925	-
Viet Nam	319.181	32.730	-89,75	37.446	4.446	-88,13
Maldives	-	31.042	-	-	12.600	-
India	23.788	9.357	-60,67	7.503	4.646	-38,07
Turkey	900	-	-	200	-	-
United Arab Emirates	2.686	1.300	-51,60	50.834	15.910	-68,70
Bahrain	24.110	188.382	681,34	13.242	133.535	908,45
Reunion	26.288	9.922	-62,26	13.539	8.547	-36,87
Cote D'Ivoire	-	1.440	-	-	776	-
Senegal	5.600	25.570	356,61	3.415	11.200	227,93
Seychelles	666	7.700	1.056,16	135	7.580	5.506,92
Australia	29.878	56.233	88,21	8.540	10.913	27,79
New Zealand	-	212	-	-	10	-
New Caledonia	3.400	-	-	556	-	-
Vanuatu	-	14.051	-	-	3.257	-
Fiji	842	2.640	213,54	726	480	-33,95
East Timor	51.030	198.391	288,77	6.237	168.746	2.605,36
United States	31.134	13.105	-57,91	25.066	33.268	32,72
Mexico	-	153	-	-	160	-
Panama	-	6.677	-	-	6.200	-
Brazil	38.668	-	-	19.064	-	-
Colombia	506	-	-	291	-	-
Paraguay	-	4.500	-	-	3.418	-
Dominican Republic	-	2.579	-	-	731	-
Costa Rica	15.128	-	-	6.732	-	-
French Polynesia	37.775	39.479	4,51	14.976	53.867	259,70
Netherlands Antilles	571	-	-	401	-	-
Turks and Caicos Islands	6.750	11.195	65,85	2.888	10.665	269,30
United Kingdom	528	-	-	293	-	-
Netherlands	20	-	-	8.400	-	-
France	12.222	5.320	-56,47	2.592	1.452	-44,00
Germany, Fed. Rep. of	44.834	31.386	-30,00	7.641	6.517	-14,71
Belgium	5	-	-	192	-	-
Switzerland	-	1.594	-	-	614	-
Denmark	280	2.482	786,37	1.530	9.767	538,39
Sweden	8.619	7.800	-9,50	1.258	2.400	90,83
Portugal	-	650	-	-	976	-
Iceland	400	212	-46,98	148	344	131,82
Greece	1.206	1.790	48,42	830	1.833	120,83
Croatia	-	1.143	-	-	451	-
Malta	500	-	-	180	-	-
<b>Es</b>	<b>30</b>	<b>1.332</b>	<b>4.341,44</b>	<b>80</b>	<b>2.736</b>	<b>3.320,05</b>
United Arab Emirates	-	358	-	-	680	-
Australia	-	24	-	-	106	-
Solomon Islands	-	951	-	-	1.950	-
East Timor	30	-	-	80	-	-
<b>Listrik</b>	<b>-</b>	<b>13</b>	<b>-</b>	<b>-</b>	<b>125</b>	<b>-</b>
East Timor	-	13	-	-	125	-
<b>Gas Alam dan Buatan</b>	<b>-</b>	<b>12</b>	<b>-</b>	<b>-</b>	<b>231</b>	<b>-</b>
Papua New Guinea	-	12	-	-	231	-
<b>Barang Logam Daur Ulang</b>	<b>44.281.330</b>	<b>56.633.389</b>	<b>27,89</b>	<b>179.489.384</b>	<b>202.701.382</b>	<b>12,93</b>
Japan	2.945.972	4.304.699	46,12	22.406.602	33.409.352	49,10
Hong Kong	25.745	57.801	124,51	807.971	251.189	-68,91
Korea, Republic of	10.380.256	11.448.478	10,29	41.642.455	37.481.171	-9,99
Taiwan	6.784.241	8.968.341	32,19	47.637.074	51.359.590	7,81



Lanjutan Tabel 3.6

Komoditas/Negara Tujuan	Berat Bersih (kg)		Perub %	Nilai FOB (US\$)		Perub %
	Jan-Jul 2023	Jan-Jul 2024		Jan-Jul 2023	Jan-Jul 2024	
	(1)	(2)	(3)	(4)	(5)	(6)
China	4.903.719	3.792.556	-22,66	29.201.168	27.372.388	-6,26
Thailand	1.878.685	2.256.658	20,12	3.643.482	3.908.698	7,28
Singapore	1.795.037	2.983.668	66,22	6.351.226	10.065.691	58,48
Malaysia	2.572.629	3.229.113	25,52	8.635.485	10.908.883	26,33
Viet Nam	-	20.001	-	-	116.600	-
India	12.744.859	18.366.525	44,11	18.397.105	24.043.945	30,69
Saudi Arabia	198.833	-	-	338.698	-	-
United Arab Emirates	49.959	222.732	345,83	424.952	2.174.561	411,72
New Zealand	-	43.590	-	-	100.740	-
East Timor	1.383	499	-63,87	1.946	265	-86,38
United States	13	21.904	173.741,27	1.051	148.445	14.028,24
Netherlands	-	880.097	-	-	1.172.930	-
France	1	-	-	170	-	-
Germany, Fed. Rep. of	-	13.828	-	-	44.858	-
Sweden	-	22.899	-	-	142.077	-
<b>Barang Bukan Logam Daur Ulang</b>	<b>34.516.922</b>	<b>38.360.229</b>	<b>11,13</b>	<b>25.562.062</b>	<b>30.139.424</b>	<b>17,91</b>
Japan	730.110	830.548	13,76	577.191	4.046.311	601,03
Hong Kong	-	191.003	-	-	202.640	-
Korea, Republic of	714.856	722.773	1,11	416.489	637.923	53,17
Taiwan	2.868.527	6.066.419	111,48	1.901.800	5.151.476	170,87
China	4.486.044	5.519.963	23,05	3.065.524	4.270.979	39,32
Papua New Guinea	35	945	2.584,29	1.023	3.427	235,09
Thailand	378.797	672.402	77,51	151.071	376.301	149,09
Singapore	38.565	28.459	-26,21	34.556	194.822	463,78
Philippines	445.039	502	-99,89	724.045	13.218	-98,17
Malaysia	9.677.172	6.605.587	-31,74	4.800.391	3.221.494	-32,89
Myanmar	-	2.000	-	-	4.500	-
Cambodia	-	850	-	-	1	-
Brunei Darussalam	303	-	-	2.059	-	-
Lao People'S Dem. Rep.	55.000	93	-99,83	25.850	250	-99,03
Viet Nam	1.866.805	576.088	-69,14	565.379	328.001	-41,99
Maldives	-	80	-	-	1.759	-
India	2.176.827	2.915.368	33,93	702.462	1.134.986	61,57
Pakistan	224.160	188.920	-15,72	22.790	18.510	-18,78
Sri Lanka	1.144	6.536	471,34	2.552	3.540	38,70
Iran (Islamic Republic of)	-	58	-	-	300	-
Saudi Arabia	29.858	14.743	-50,62	6.339	6.509	2,68
Jordan	-0	-	-	4	-	-
Oman	-	192.142	-	-	166.899	-
Turkey	157	-	-	500	-	-
United Arab Emirates	46	67	45,00	608	212	-65,15
Qatar	-	82	-	-	150	-
Bahrain	-	90	-	-	885	-
Morocco	-	277	-	-	10.227	-
Tunisia	280	173	-38,21	8.609	617	-92,83
Namibia	-	278	-	-	160	-
Madagascar	63	13	-80,16	40	200	398,75
Kenya	-	17.239	-	-	5.356	-
Congo	1	-	-	9	-	-
Senegal	-	123	-	-	490	-
South Africa	58	60.258	103.792,59	416	14.110	3.292,97
Australia	588.885	196.165	-66,69	363.054	155.584	-57,15
New Zealand	52.000	1.151	-97,79	13.780	1.861	-86,50
Fiji	-	151	-	-	1.000	-
East Timor	669	865	29,23	1.173	1.507	28,45
United States	5.831.004	10.450.901	79,23	4.057.758	7.619.104	87,77
Canada	41.020	66.045	61,01	27.878	61.671	121,22
Mexico	50	20	-60,00	45	1.628	3.518,33
Colombia	25.300	-	-	19.734	-	-
Ecuador	105.000	-	-	108.290	-	-
Peru	20.000	-	-	10.960	-	-
Puerto Rico	-	498	-	-	13	-
Antigua and Barbuda	70	-	-	450	-	-
French Polynesia	2	-	-	48	-	-
United Kingdom	102.126	1.716	-98,32	53.090	1.520	-97,14
Netherlands	-	28.886	-	-	20.646	-
France	15	5.568	37.023,27	606	9.110	1.402,74
Germany, Fed. Rep. of	24.773	98.302	296,81	24.167	87.528	262,18
Austria	119	-	-	663	-	-
Switzerland	393.795	182.969	-53,54	360.179	113.647	-68,45
Luxembourg	-	34	-	-	1.904	-
Denmark	-	335	-	-	1.010	-
Sweden	41	52.384	127.665,12	873	14.667	1.580,12
Ireland	2.674.870	2.372.408	-11,31	2.353.125	1.991.535	-15,37
Italy	140.990	48.870	-65,34	105.666	37.661	-64,36
Spain	4.155	164.488	3.858,80	5.950	134.903	2.167,11
Portugal	770.559	72.600	-90,58	5.012.679	60.984	-98,78
Iceland	-	1.300	-	-	4.500	-
Poland	46.992	127	-99,73	29.350	1.059	-96,39
Azerbaijan	290	-	-	2.263	-	-

Lanjutan Tabel 3.6

Komoditas/Negara Tujuan	Berat Bersih (kg)		Perub %	Nilai FOB (US\$)		Perub %
	Jan-Jul 2023	Jan-Jul 2024		Jan-Jul 2023	Jan-Jul 2024	
(1)	(2)	(3)	(4)	(5)	(6)	(7)
Kyrgyzstan	215	295	37,35	33	49	49,54
Latvia	51	-	-	242	-	-
Estonia	85	-	-	300	-	-
Czech Republic	-	18	-	-	33	-
Serbia	-	59	-	-	50	-
<b>Barang Antik dan Barang Koleksi</b>	<b>28</b>	<b>83</b>	<b>197,44</b>	<b>1.836</b>	<b>504</b>	<b>-72,55</b>
Korea, Republic of	-	80	-	-	64	-
Australia	-	3	-	-	440	-
Canada	28	-	-	1.836	-	-
<b>Pengumpulan Limbah Berbahaya</b>	<b>14</b>	<b>1</b>	<b>-92,86</b>	<b>2</b>	<b>9</b>	<b>377,81</b>
Singapore	14	1	-92,86	2	9	377,81
<b>Total Ekspor</b>	<b>394.678.927.294</b>	<b>413.408.586.623</b>	<b>4,75</b>	<b>149.501.508.859</b>	<b>147.326.413.008</b>	<b>-1,45</b>

<https://www.bps.go.id>

## DAFTAR PUSTAKA

International United Nations Statistics Division (UNSD). *Merchandise Trade Statistics (IMTS) Concepts and Definitions*. 2010. [https://unstats.un.org/unsd/trade/eg-imits/IMTS%202010%20\(English\).pdf](https://unstats.un.org/unsd/trade/eg-imits/IMTS%202010%20(English).pdf).

Kementerian Keuangan Direktorat Jenderal Bea dan Cukai. *Buku Tarif Kepabeanan Indonesia (BTKI)*. 2022. <https://www.beacukai.go.id/arsip/lan/BTKI-2022.html>.

<https://www.bps.go.id>





# DATA

MENCERDASKAN BANGSA

<https://www.bps.go.id>



**BADAN PUSAT STATISTIK**

Jl. dr. Sutomo No. 6-8 Jakarta 10710  
Telp : (021) 3841195, 3842508, 3810291-4, Fax : (021) 3857046  
Homepage : <http://www.bps.go.id> E-mail : [bpshq@bps.go.id](mailto:bpshq@bps.go.id)

