

Buletin Statistik Perdagangan Luar Negeri
Foreign Trade Statistical Bulletin

EKSPOR /EXPORTS

ISSN : 0216-5775

No. Publikasi / *Publication Number* : 06110.0909

Katalog BPS / *BPS Catalogue*: 8202002

Ukuran Buku / *Book Size* : 21 Cm X 29 Cm

Jumlah Halaman / *Total Pages* : 131 Halaman / *Pages*

Naskah / *Manuscript* :

Bagian Statistik Ekspor

Export Statistics Division

Gambar Kulit / *Cover Design* :

Bagian Statistik Ekspor

Export Statistics Division

Diterbitkan oleh / *Published by* :

Badan Pusat Statistik, Jakarta - Indonesia

CBS, Indonesia

Dicetak oleh / *Printed by* :

CV Marshadito Intan Prima

Boleh dikutip dengan menyebut sumbernya

May be cited with reference to the source

<https://www.bps.go.id>

KATA PENGANTAR

Buletin Statistik Perdagangan Luar Negeri Ekspor yang diterbitkan secara bulanan memuat data ekspor menurut sektor, Perkembangan ekspor komoditi pertanian, Perkembangan ekspor komoditi industri, Perkembangan ekspor komoditi pertambangan dan Perkembangan ekspor Indonesia menurut komoditi dan negara tujuan secara kumulatif dari Januari sampai bulan berjalan.

Buletin ini juga menyajikan ulasan singkat tentang perbandingan, pertumbuhan dan peranan serta data pokok yang cukup menonjol atau yang mengalami perubahan yang signifikan. Diharapkan dengan adanya informasi semacam ini, para pengguna data ekspor dapat melihat dan mengikuti perkembangan ekspor secara garis besar.

Kepada para pengguna data, saran dan kritik yang bersifat konstruktif demi penyempurnaan publikasi ini, sangat diharapkan. Dengan demikian usaha BPS untuk meningkatkan pelayanan dan pemasyarakatan statistik (khususnya data Statistik Ekspor) dapat dilaksanakan secara baik dan berkesinambungan.

Jakarta, Agustus 2009

BADAN PUSAT STATISTIK

KEPALA,

DR. Rusman Heriawan

NIP. 340003999

ISI / CONTENT

Halaman / Page

Kata Pengantar / <i>Preface</i>	iii
Isi / <i>Content</i>	iv
Ringkasan / <i>Highlight</i>	v - xiv

Jilid / Volume

Tabel 1. Ringkasan Perkembangan Ekspor Indonesia	1
Tabel 2. Perkembangan Ekspor Komoditi Pertanian	1
Tabel 3. Perkembangan Ekspor Komoditi Industri	2
Tabel 4. Perkembangan Ekspor Komoditi Pertambangan	4
Tabel 5. Perkembangan Ekspor Indonesia Menurut Komoditi dan Negara Tujuan	5

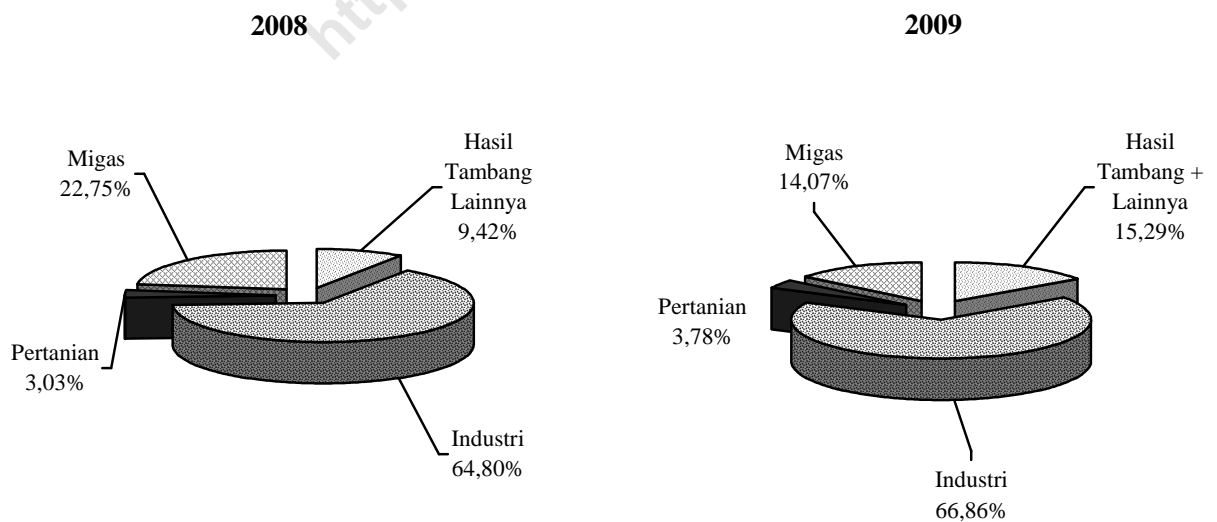
RINGKASAN

Ekspor Indonesia pada periode Januari - Mei 2009 mencapai nilai US\$ 40 691,9 juta dengan volume 122 388,4 ribu ton, yang terdiri dari US\$ 5 722,2 juta hasil ekspor minyak dan gas bumi dan US\$ 34 969,7 juta hasil ekspor komoditi non migas.

Dibandingkan periode yang sama tahun 2008, nilai ekspor turun US\$ 16 886,0 juta, karena adanya penurunan ekspor non migas senilai US\$ 9 509,4 juta, dan dari kelompok migas juga mengalami penurunan sebesar US\$ 7 376,6 juta atau

turun 56,32 persen dibanding periode yang sama tahun sebelumnya. Dengan demikian, diperlihatkan bahwa penerimaan dari sektor migas masih bisa diharapkan, karena perkembangan harga di pasaran internasional menunjukkan perkembangan yang fluktuatif. Bulan Mei 2009 harga minyak mentah Indonesia US\$ 57,86 per barelnya, turun sebesar US\$ 66,81 per barel dibandingkan bulan Mei 2008.

Grafik 1 : PERBANDINGAN NILAI EKSPOR INDONESIA PADA JANUARI-MEI 2008 & 2009

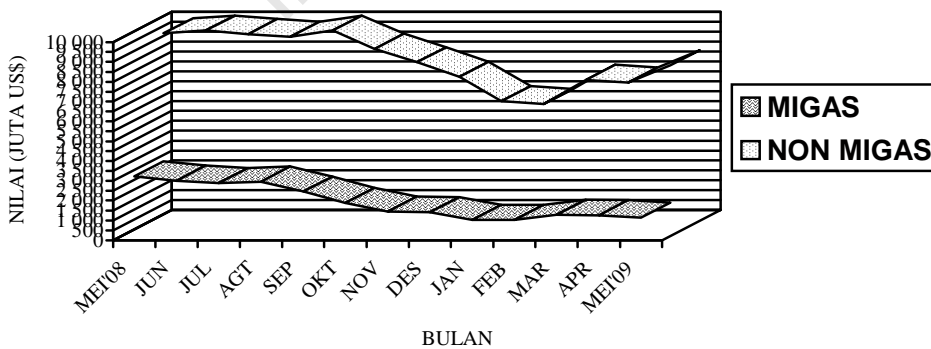


Pada Grafik 1 ditampilkan perbandingan nilai ekspor selama Periode Januari - Mei 2008 dan 2009. Sedangkan trend perkembangannya dari bulan Mei 2008 sampai dengan Mei 2009 disajikan pada Grafik 2, 3, dan 4. Nilai ekspor kelompok migas pada Januari - Mei 2008 senilai US\$ 13 098,8 juta yang terdiri dari minyak mentah, hasil minyak dan gas masing-masing senilai US\$ 6 120,8 juta, US\$ 1 452,3 juta, dan US\$ 5 525,7 juta. Sedangkan pada Januari - Mei 2009 nilai

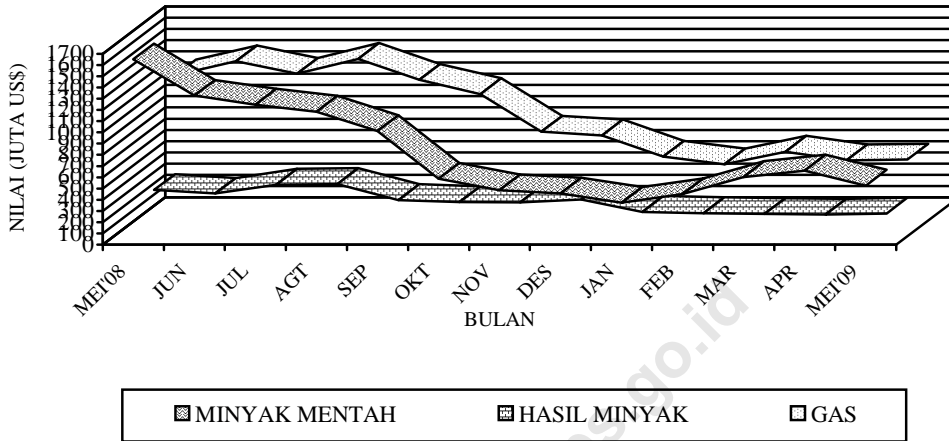
untuk kelompok migas masing-masing sebesar US\$ 2 611,5 juta, US\$ 683,4 juta dan US\$ 2 427,3 juta.

Nilai ekspor untuk kelompok non migas yang terdiri dari hasil pertanian, industri serta hasil tambang dan lainnya pada bulan Januari - Mei 2008 masing-masing US\$ 1 740,0 juta, US\$ 37 313,3 juta, dan US\$ 5 425,9 juta. Sementara itu pada periode Januari - Mei 2009 masing-masing mencapai US\$ 1 538,9 juta, US\$ 27 208,3 juta, dan US\$ 6 222,4 juta.

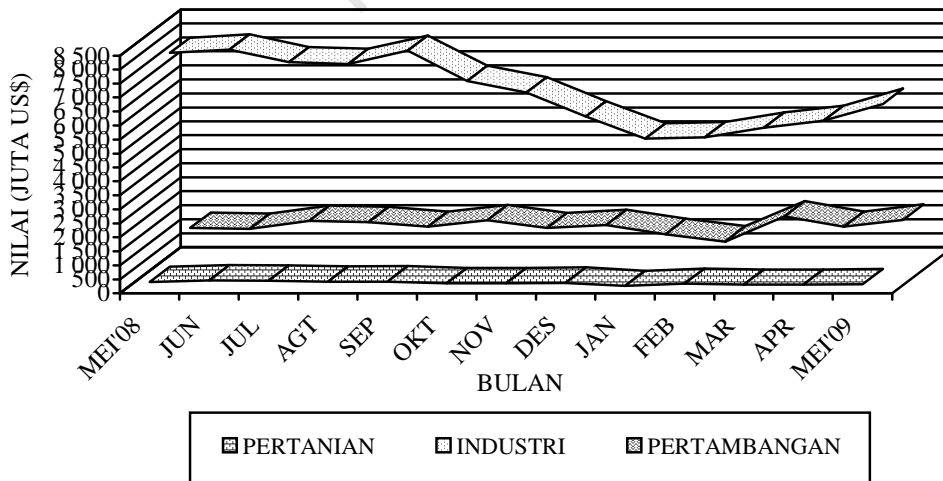
Grafik 2 : PERKEMBANGAN NILAI EKSPOR MIGAS DAN NON MIGAS SELAMA MEI 2008 SAMPAI DENGAN MEI 2009



**Grafik 3 : PERKEMBANGAN NILAI EKSPOR KOMODITI MIGAS
SELAMA MEI 2008 SAMPAI DENGAN MEI 2009**



**Grafik 4 : PERKEMBANGAN NILAI EKSPOR KOMODITI NON MIGAS
SELAMA MEI 2008 SAMPAI DENGAN MEI 2009**



**Tabel A. RINGKASAN EKSPOR NON MIGAS INDONESIA
(JUTA US\$)**

Tahun dan Bulan	Hasil sektor pertanian	Hasil sektor industri	Hasil sektor tambang	Total
[1]	[2]	[3]	[4]	[6]
2007				
April	246,9	6 075,8	1 053,8	7 376,5
Mei	282,9	6 602,4	1 130,5	8 015,8
Juni	309,1	6 526,6	894,6	7 730,4
Juli	368,1	6 655,7	1 189,6	8 213,3
Agustus	336,4	6 516,0	887,9	7 740,3
September	344,9	6 202,8	889,8	7 437,5
Oktober	285,3	7 030,7	1 003,0	8 318,9
November	371,5	6 504,8	860,7	7 737,0
Desember	372,5	7 205,7	846,7	8 425,0
2008				
Januari	318,8	7 609,5	1 019,5	8 947,7
Februari	306,5	6 930,2	927,6	8 164,5
Maret	334,0	7 870,6	1 037,1	9 241,7
April	376,5	6 861,3	1 202,8	8 440,5
Mei	404,2	8 041,7	1 238,9	9 684,7
Juni	459,2	8 162,3	1 201,9	9 823,5
Juli	450,2	7 707,8	1 487,2	9 645,3
Agustus	417,3	7 647,9	1 445,3	9 510,5
September	423,0	8 118,6	1 280,1	9 821,7
Oktober	358,4	7 038,7	1 507,3	8 904,4
November	359,8	6 631,2	1 229,2	8 220,1
Desember	376,7	5 773,7	1 339,2	7 489,6
2009				
Januari	261,6	4 977,6	1 015,3	6 254,6
Februari	339,5	5 022,4	748,0	6 109,8
Maret	307,8	5 373,4	1 651,9	7 333,2
April	307,7	5 614,4	1 278,0	7 200,0
Mei	322,3	6 220,5	1 529,2	8 072,1

Dipandang dari negara tujuan ekspor (Tabel B), pada bulan Mei 2009 kelompok migas yang ditujukan ke kawasan Asia Timur dan Asia Selatan & Tenggara masing-masing sebesar US\$ 801,9 juta dan sebesar US\$ 221,8 juta memperlihatkan penurunan dibanding tahun 2008. Negara yang memperlihatkan penurunan ekspor kelompok migas adalah Jepang dengan persentase penurunan sebesar 66,78 persen, Muangthai dengan persentase penurunan

sebesar 45,21 persen dan Singapura dengan persentase penurunan sebesar 81,05 persen, sedangkan China dan Malaysia memperlihatkan peningkatan dibanding tahun 2008, dengan persentase peningkatan masing-masing sebesar 11,66 persen dan sebesar 111,11 persen. Dari Tabel B juga terlihat bahwa ekspor komoditi migas pada bulan Mei 2009 menunjukkan penurunan menjadi US\$ 1 136,7 juta.

Tabel B : Perkembangan Ekspor Migas & Non Migas Indonesia Menurut Negara Tujuan, Mei 2008 & Mei 2009 (Juta US\$)

Kawasan Negara Ekspor	Migas			Non Migas		
	Mei 2008	Mei 2009	Perubahan (%)	Mei 2008	Mei 2009	Perubahan (%)
• Asia Timur	2 287,0	801,9	-64,94	2 538,6	2 385,9	-6,02
- Jepang	1 519,1	504,6	-66,78	1 078,2	909,8	-15,61
- China	202,5	226,1	11,66	715,3	733,5	2,55
• Asia Selatan & Tenggara	520,6	221,8	-57,40	3 037,3	2 553,7	-15,92
- Muangthai	98,2	53,8	-45,21	261,3	184,9	-29,22
- Singapura	378,3	71,7	-81,05	928,3	731,4	-21,22
- Philipina	0,2	0,2	0,00	167,7	158,3	-5,56
- Malaysia	41,3	87,2	111,11	512,8	474,2	-7,53
• Asia Barat	0,0	0,2	-	576,6	390,5	-32,28
• Afrika	0,0	0,0	-	353,0	246,9	-30,06
• Australia & Oseania	358,6	82,2	-77,08	164,0	173,0	5,46
• Amerika Utara	59,1	30,5	-48,36	1 165,5	889,4	-23,69
- Amerika Serikat	59,1	30,5	-48,36	1 110,6	847,8	-23,66
• Amerika Tengah & Selatan	0,0	0,0	-	188,0	150,8	-19,81
• Eropa Barat	0,1	0,0	-100,00	1 463,2	1 137,4	-22,26
• Eropa Timur	0,1	0,0	-100,00	198,5	144,6	-27,18
Total Ekspor	3 225,5	1 136,7	-64,76	9 684,8	8 072,1	-16,65

Pada kelompok non migas nilai ekspor juga mengalami penurunan hingga mencapai US\$ 8 072,1 juta.

Pada tabel 1 disajikan ekspor menurut sektor. Disini terlihat bahwa perolehan devisa terbesar pada periode Januari - Mei 2009 berasal dari sektor industri dengan nilai US\$ 27 208,3 juta atau sekitar 66,86 persen dari total ekspor, sedangkan pada periode Januari - Mei 2008 juga berasal dari sektor industri dengan nilai US\$ 37 313,3 juta atau sekitar 64,80 persen dari total ekspor. Dibandingkan periode yang sama tahun sebelumnya, sektor industri mengalami penurunan 27,08 persen.

Pada tabel 2 disajikan perkembangan ekspor komoditi hasil pertanian, selama periode Januari - Mei 2009, komoditi andalan sektor pertanian antara lain udang segar/beku dengan nilai US\$ 330,7 juta (21,49 persen); biji coklat dengan nilai US\$ 293,4 juta (19,06 persen); kopi dengan nilai US\$ 278,2 juta (18,08 persen); ikan dan lain-lain dengan nilai US\$ 250,5 juta (16,28 persen); rempah-rempah dengan nilai US\$ 87,0 juta (5,65 persen); teh dengan nilai US\$ 54,6 juta (3,55 persen); buah-buahan dengan nilai US\$ 49,1 juta (3,19 persen); tembakau dengan nilai US\$ 48,0 juta (3,12 persen); bahan nabati lainnya dengan nilai US\$ 32,5

juta (2,11 persen); sayur-sayuran dengan nilai US\$ 13,8 juta (0,90 persen).

Pada tabel 3 disajikan perkembangan ekspor komoditi hasil industri, selama periode Januari - Mei 2009, komoditi andalan sektor industri antara lain minyak nabati dengan nilai US\$ 3 974,9 juta (14,61 persen); tekstil dengan nilai US\$ 3 669,4 juta (13,49 persen); alat listrik, ukur, fotografi, dll dengan nilai US\$ 3 027,3 juta (11,13 persen); barang dari logam tidak mulia dengan nilai US\$ 2 474,4 juta (9,09 persen); karet alam olahan dengan nilai US\$ 1 649,5 juta (6,06 persen); kertas dan barang dari kertas dengan nilai US\$ 1 310,9 juta (4,82 persen); makanan olahan dengan nilai US\$ 1 090,8 juta (4,01 persen); kayu olahan dengan nilai US\$ 842,4 juta (3,10 persen); meubel dan bagian-bagiannya dengan nilai US\$ 697,4 juta (2,56 persen); bahan kimia dengan nilai US\$ 688,8 juta (2,53 persen).

Pada tabel 4 disajikan perkembangan ekspor komoditi hasil pertambangan, selama periode Januari - Mei 2009, komoditi andalan sektor pertambangan antara lain batu bara dengan nilai US\$ 4 430,5 juta (71,20 persen) dan biji tembaga dengan nilai US\$ 1 565,9 juta (25,17 persen). Ekspor batu bara mengalami peningkatan 22,87 persen dibanding periode yang sama tahun

sebelumnya, demikian juga biji tembaga mengalami peningkatan 26,35 persen dibanding periode yang sama tahun sebelumnya.

Perkembangan ekspor Indonesia menurut komoditi dan negara tujuan yang disajikan pada Tabel 5, memperlihatkan bahwa ekspor selama ini lebih banyak bertumpu pada 15 komoditi utama, (ringkasan disajikan pada Tabel C yang diurut menurut nilai ekspor). Lima belas komoditi tersebut pada periode Januari - Mei 2009 menyumbang sekitar 62,97 persen dari ekspor non migas.

Batu bara mempunyai nilai US\$ 4 430,5 juta, naik US\$ 824,5 juta dari tahun lalu, komoditi ini menyumbang sekitar 12,67 persen ekspor non migas nasional pada periode Januari - Mei 2009. Nilai ekspor barang dari minyak kelapa sawit selama periode Januari - Januari 2009 turun US\$ 2 166,3 juta menjadi US\$ 3 415,2 juta.

Pada periode Januari - Mei 2009 nilai ekspor pakaian jadi sebesar US\$ 2 302,6 juta, yang turun dibanding tahun lalu sebesar US\$ 146,6 juta atau turun sekitar 5,99 persen. Komoditi alat listrik diekspor dengan nilai US\$ 1 613,8 juta atau 4,61 persen, biji tembaga diekspor dengan nilai US\$ 1 565,9 juta atau sekitar 4,48 persen dari perolehan devisa non migas.

Selama periode Januari - Mei 2009, kertas dan barang dari kertas nilai eksportnya mencapai US\$ 1 310,9 juta, sedangkan tahun sebelumnya senilai US\$ 1 606,9 juta, atau terjadi penurunan sekitar US\$ 296,1 juta (18,43 persen). Audio visual nilai eksportnya naik US\$ 198,2 juta (19,02 persen) menjadi US\$ 1 240,4 juta.

Perolehan devisa dari pada periode Januari - Mei 2009 crumb rubber diekspor dengan nilai US\$ 1 018,8 juta atau sekitar 2,91 persen dari kelompok non migas. Besi/baja pada periode Januari - Mei 2009 diekspor dengan nilai US\$ 911,2 juta, sedangkan tahun sebelumnya US\$ 1 316,3 juta.

Textil lainnya nilai eksportnya turun US\$ 290,1 juta menjadi US\$ 897,3 juta. Sedangkan nilai ekspor alas kaki (kulit, karet dan kanvas) dalam periode Januari - Mei 2009 turun 1,73 persen menjadi US\$ 750,1 juta. Tembaga nilai eksportnya turun US\$ 227,5 juta menjadi US\$ 703,5 juta. Damar tiruan bahan plastik nilai eksportnya turun US\$ 201,5 juta menjadi US\$ 681,1 juta. Kapal laut dan sejenisnya nilai eksportnya naik US\$ 331,1 juta menjadi US\$ 596,7 juta. Meubel & bagian-bagiannya dari bahan lainnya nilai eksportnya turun US\$ 165,0 juta menjadi US\$ 583,7 juta.

**Tabel C : Ekspor Utama Barang Bukan Migas
Periode Januari - Mei, 2008 dan 2009**

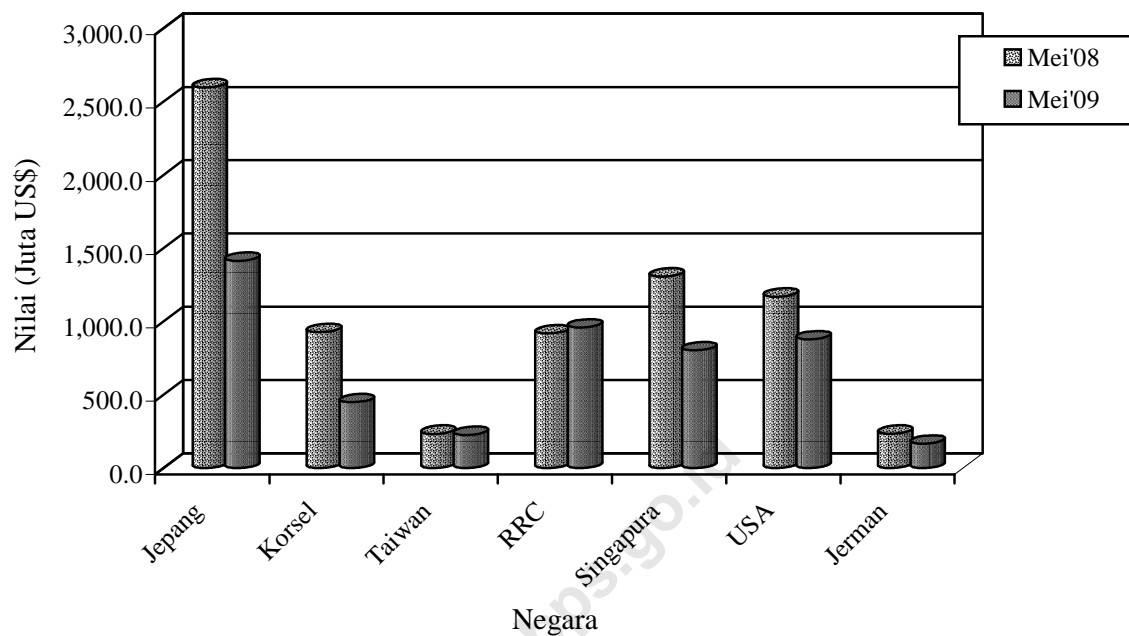
HS	Nilai FOB (Juta US\$)		Perubahan		% Peran 2009 (Terhadap Non Migas)
	2008	2009	Absolut	Persen	
Batu Bara	3 606,0	4 430,5	824,5	22,87	12,67
Minyak kelapa sawit	5 581,6	3 415,2	-2 166,3	-38,81	9,77
Pakaian Jadi	2 449,2	2 302,6	-146,6	-5,99	6,58
Alat Listrik	2 116,1	1 613,8	-502,4	-23,74	4,61
Biji Tembaga	1 239,3	1 565,9	326,6	26,35	4,48
Kertas dan barang dari Kertas	1 606,9	1 310,9	-296,1	-18,43	3,75
Audio Visual	1 042,2	1 240,4	198,2	19,02	3,55
Crumb Rubber	2 327,4	1 018,8	-1 308,6	-56,23	2,91
Besi/baja	1 316,3	911,2	-405,1	-30,77	2,61
Textil lainnya	1 187,4	897,3	-290,1	-24,43	2,57
Alas Kaki (Kulit,Karet dan Kanvas)	763,2	750,1	-13,2	-1,73	2,14
Tembaga	931,0	703,5	-227,5	-24,44	2,01
Damar Tiruan, Bahan Plastik	882,6	681,1	-201,5	-22,83	1,95
Kapal Laut dan Sejenisnya	265,5	596,7	331,1	124,71	1,71
Meubel dan bagian-bagiannya dari bahan lainnya	748,6	583,7	-165,0	-22,04	1,67
Total Komoditi Utama	26 063,4	22 021,6	-4 041,8	-15,51	62,97

Nilai ekspor periode Januari - Mei 2009, menurut negara kelompok ekonomi, ke kelompok negara APEC adalah yang terbesar yaitu mencapai 69,91 persen dari total ekspor yaitu US\$ 28 447,6 juta, ke ASEAN sebesar US\$ 8 065,7 juta dan ke NAFTA sebesar US\$ 4 448,6 juta. Sementara nilai ekspor ke Uni Eropa sebesar 12,28 persen (US\$ 4 995,6 juta) dan ke Timur Tengah sebesar 3,84 persen (US\$ 1 561,9 juta). Ditinjau dari perkembangannya, nilai ekspor ke negara-negara APEC turun 32,66 persen dibanding keadaan tahun 2008 yang diikuti oleh penurunan ekspor menuju Jepang sebesar 44,97 persen, menuju ASEAN sebesar 30,24 persen, menuju NAFTA sebesar 21,86 persen dan ke Korea Selatan turun sebesar 45,93 persen

Nilai ekspor periode Januari - Mei 2009, menuju tujuh negara tujuan utama yaitu Jepang, Korea Selatan, Taiwan, RR China, Singapura, Amerika dan Jerman mencapai sebesar US\$ 22 165,4 juta atau sekitar 54,47 persen dari total ekspor. Dibandingkan periode tahun sebelumnya nilai ini turun US\$ 11 875,1 juta atau sekitar 34,89 persen.

Selain tujuh negara tujuan utama di atas, negara tujuan yang membeli produk nasional di atas US\$ 100 juta pada bulan Mei 2009 antara lain Hongkong, Malaysia dan Australia masing-masing dengan nilai US\$ 137,9 juta, US\$ 561,3 juta dan US\$ 219,7 juta. Sedangkan dari kawasan Eropa antara lain ke Belanda dan Inggris masing-masing dengan nilai US\$ 280,4 juta dan US\$ 120,5 juta.

Grafik 5: EKSPOR INDONESIA MENURUT NEGARA TUJUAN UTAMA BULAN MEI 2008 & 2009



Perbandingan nilai ekspor bulan Mei 2008 dan 2009 ke beberapa negara tertentu disajikan pada Grafik 5.

TABEL 1. RINGKASAN PERKEMBANGAN EKSPOR INDONESIA

JENIS BARANG	BERAT BERSIH (RIBU TON)		PERUB	NILAI FOB (JUTA US \$)		PERUB
	JAN-MEI 2008	JAN-MEI 2009	%	JAN-MEI 2008	JAN-MEI 2009	%
	(1)	(2)	(3)	(4)	(5)	(6)
Total Ekspor	155,779.9	122,388.4	-21.44	57,577.9	40,691.9	-29.33
MIGAS	19,759.1	17,561.8	-11.12	13,098.8	5,722.2	-56.31
MINYAK MENTAH	8,155.6	7,791.5	-4.46	6,120.8	2,611.5	-57.33
HASIL MINYAK	2,800.1	1,894.9	-32.33	1,452.3	683.4	-52.94
GAS ALAM	8,803.4	7,875.4	-10.54	5,525.7	2,427.3	-56.07
NON MIGAS	136,020.8	104,826.5	-22.93	44,479.1	34,969.7	-21.38
HASIL PERTANIAN	964.7	972.4	0.79	1,740.0	1,538.9	-11.56
HASIL INDUSTRI	27,298.5	21,764.8	-20.27	37,313.3	27,208.3	-27.08
HASIL TAMBANG	107,756.3	82,088.4	-23.82	5,421.5	6,218.1	14.69
LAINNYA	1.2	1.0	-16.67	4.4	4.3	-1.18

TABEL 2. PERKEMBANGAN EKSPOR KOMODITI HASIL PERTANIAN

JENIS BARANG	BERAT BERSIH (TON)		PERUB	NILAI FOB (RIBU US \$)		PERUB
	JAN-MEI 2008	JAN-MEI 2009	%	JAN-MEI 2008	JAN-MEI 2009	%
	(1)	(2)	(3)	(4)	(5)	(6)
TOTAL PERTANIAN	964,750	972,398	0.79	1,739,976	1,538,921	-11.56
KARET ALAM	4,907	5,239	6.77	8,182	5,221	-36.20
KOPI	151,853	158,207	4.18	333,787	278,189	-16.66
KAYU BULAT	0	123	26,341.42	1	20	1,529.88
UDANG SEGAR/BEKU	61,309	51,241	-16.42	415,348	330,675	-20.39
TEH	36,248	35,202	-2.88	50,930	54,555	7.12
REMPAH-REMPAH	58,101	43,493	-29.79	150,731	86,966	-42.30
-LADA HITAM	21,048	14,778	-29.79	60,637	30,468	-49.75
-LADA PUTIH	8,753	4,547	-48.05	43,133	17,181	-60.17
-KAYU MANIS DAN BUNGANYA	13,835	10,531	-23.88	11,840	8,528	-27.97
-BIJI PALA & BUNGANYA DAN KAPULAGA	7,628	8,078	5.90	25,594	22,516	-12.02
-PANILI	72	53	-26.37	836	608	-27.31
-LAINNYA	6,765	5,505	-18.62	8,691	7,665	-11.81
TEBAKAU	10,487	16,942	61.56	29,887	48,019	60.67
BIJI COKLAT	139,941	129,666	-7.34	277,106	293,367	5.87
IKAN DAN LAIN-LAIN	137,417	167,043	5.35	268,291	250,467	-6.64
-IKAN TONGKOL/TUNA	26,899	28,338	5.35	61,946	60,392	-2.51
-UBUR-UBUR	4,531	1,973	-56.45	8,191	3,747	-54.26
-KEPITING, KERANG-KERANGAN	24,134	18,593	-22.96	76,249	51,862	-31.98
-BEKICOT	1,451	1,150	-20.77	3,865	3,041	-21.30
-IKAN LAINNYA	80,402	116,989	45.50	118,040	131,426	11.34
BIJI-BIJIAN	28,217	41,980	-55.92	9,287	6,702	-27.83
-BIJI BUNGA	36	16	-55.92	1,230	1,013	-17.64
-BIJI KAPAS	632	416	-34.09	165	95	-42.47
-BIJI LAINNYA	27,550	41,548	50.81	7,892	5,594	-29.12
BULU BEBEK	22	65	194.49	25	49	96.44
DAMAR DAN GETAH DAMAR	13,762	15,951	15.91	10,290	13,334	29.58
KOPAL DAN LAIN-LAIN	12,907	11,473	-11.11	10,771	8,098	-24.81
SAYUR-SAYURAN	34,581	26,448	-23.52	15,233	13,779	-9.54
BUAH-BUAHAN	96,165	101,129	5.16	54,819	49,050	-10.52
KULIT KERANG DAN LAIN-LAIN	2,969	2,058	-30.70	1,065	831	-21.95
TANAMAN OBAT	3,465	4,700	35.66	3,728	4,644	24.56

TABEL 2. PERKEMBANGAN EKSOR KOMODITI HASIL PERTANIAN

JENIS BARANG	BERAT BERSIH (TON)		PERUB	NILAI FOB (RIBU US \$)		PERUB
	JAN-MEI 2008	JAN-MEI 2009	%	JAN-MEI 2008	JAN-MEI 2009	%
	(1)	(2)	(3)	(4)	(5)	(6)
BAHAN NABATI LAINNYA	51,441	44,960	-6.7	28,379	32,479	14.45
-GANGGANG LAUT	36,544	34,096	-6.7	27,338	31,722	16.03
-LAINNYA	14,897	10,864	-27.07	1,041	757	-27.28
HASIL PERTANIAN LAINNYA	120,958	116,479	145.64	72,116	62,476	-13.37
-MUTIARA	1	1	145.64	5,970	6,140	2.85
-LAINNYA	120,958	116,478	-3.7	66,146	56,336	-14.83

TABEL 3. PERKEMBANGAN EKSPOR KOMODITI HASIL INDUSTRI

JENIS BARANG	BERAT BERSIH (TON)		PERUB	NILAI FOB (RIBU US \$)		PERUB
	JAN-MEI 2008	JAN-MEI 2009	%	JAN-MEI 2008	JAN-MEI 2009	%
	(1)	(2)	(3)	(4)	(5)	(6)
TOTAL INDUSTRI	27,298,537	21,764,795	-20.27	37,313,292	27,208,323	-27.08
KAYU OLAHAN	1,230,332	894,124	-27.33	1,219,856	842,440	-30.94
-KAYU LAPIS	742,909	540,063	-27.30	642,892	430,031	-33.11
-KAYU GERGAJIAN	24,278	15,118	-37.73	26,501	16,685	-37.04
-KAYU OLAHAN LAIN	463,145	338,943	-26.82	550,464	395,723	-28.11
BARANG DARI LOGAM TIDAK MULIA	1,477,026	1,127,986	-23.63	4,454,800	2,474,386	-44.46
-TIMAH	61,704	43,161	-30.05	1,032,072	476,234	-53.86
-ALUMINIUM	121,228	106,816	-11.89	378,000	193,353	-48.85
-NIKEL	43,816	18,520	-57.73	687,709	122,085	-82.25
-BESI/BAJA	968,027	808,072	-16.52	1,316,307	911,247	-30.77
-TEMBAGA	113,580	131,089	15.42	931,003	703,496	-24.44
-SENG	1,616	1,532	-5.21	4,430	1,484	-66.50
-LOGAM TIDAK MULIA LAIN	167,056	18,797	-88.75	105,279	66,486	-36.85
TEKSTIL	758,848	696,803	-8.18	4,260,136	3,669,428	-13.87
-PAKAIAN JADI	166,769	150,984	-9.47	2,449,198	2,302,562	-5.99
-KAIN TENUN	116,901	86,705	-25.83	623,588	469,573	-24.70
-TEKSTIL LAINNYA	475,178	459,114	-3.38	1,187,350	897,293	-24.43
KARET ALAM OLAHAN	1,212,376	959,461	-20.86	3,187,285	1,649,534	-48.25
-BARANG DARI KARET	192,671	166,371	-13.65	614,093	563,080	-8.31
-SHEET	84,506	32,406	-61.65	215,361	47,386	-78.00
-CRUMB RUBBER	922,962	746,701	-19.10	2,327,427	1,018,818	-56.23
-CREPE	12,237	13,983	14.27	30,405	20,249	-33.40
MAKANAN TERNAK	1,387,436	1,256,154	-9.46	198,541	94,849	-52.23
-BUNGKIL KELAPA	108,106	50,615	-53.18	13,923	7,585	-45.52
-DEDAK/BEKATUL	175,560	130,373	-25.74	27,725	16,649	-39.95
-LAINNYA	1,103,770	1,075,166	-2.59	156,893	70,615	-54.99
MINYAK ATSIRI DAN LAINNYA	28,620	27,605	-3.54	158,630	130,741	-17.58
-MINYAK ATSIRI LAINNYA	1,785	1,466	-17.85	63,040	31,632	-49.82
-WANGI-WANGIAN DARI MINYAK ATSIRI	26835	26139	-2.59	95,589	99,109	3.68
ROTAN OLAHAN	12,875	10,373	-19.43	12,150	10,371	-14.64
MINYAK NABATI	6,759,148	7,098,477	5.02	6,703,613	3,974,904	-40.71
-MINYAK KELAPA SAWIT	5,753,374	6,153,062	6.95	5,581,580	3,415,236	-38.81
-MINYAK BIJI KELAPA SAWIT	519,093	670,300	29.13	589,281	391,851	-33.50
-MINYAK NABATI LAIN	486,681	275,115	-43.47	532,753	167,817	-68.50
ASAM BERLEMAK	357,292	360,742	0.97	309,420	195,122	-36.94
-STEARIN	55,682	60,661	8.94	59,664	37,995	-36.32
-ASAM BERLEMAK LAIN	301,610	300,081	-0.51	249,757	157,127	-37.09

TABEL 3. PERKEMBANGAN EKSPOR KOMODITI HASIL INDUSTRI

JENIS BARANG	BERAT BERSIH (TON)		PERUB	NILAI FOB (RIBU US \$)		PERUB
	JAN-MEI 2008	JAN-MEI 2009	%	JAN-MEI 2008	JAN-MEI 2009	%
	(1)	(2)	(3)	(4)	(5)	(6)
ALAT LISTRIK UKUR FOGRAFI DLL	275,695	224,339	-18.63	3,386,487	3,027,312	-10.61
-ALAT LISTRIK	230,205	167,948	-27.04	2,116,142	1,613,786	-23.74
-DIODE TRANSISTOR	334	449	34.59	63,531	37,574	-40.86
-AUDIO VISUAL	39,782	51,573	29.64	1,042,161	1,240,390	19.02
-FOTOGRAFI DAN OPTIK	1,461	1,292	-11.56	90,882	73,591	-19.03
-ALAT UKUR	377	371	-1.52	6,224	12,260	96.96
-LONCENG ARLOJI DAN BAGIANNYA	3,536	2,705	-23.49	67,546	49,712	-26.40
MAKANAN OLAHAN	868,141	538,487	-37.97	1,152,237	1,090,770	-5.33
-COKLAT OLAHAN	59,631	38,146	-36.03	163,215	124,389	-23.79
-GULA TETES	286,213	31,234	-89.09	17,584	3,085	-82.45
-KERUPUK UDANG	3,409	3,056	-10.37	5,564	5,146	-7.51
-BUAH/SAYURAN OLAHAN	209,017	165,147	-20.99	164,813	113,206	-31.31
-MINUMAN OLAHAN	37,038	42,643	15.13	26,412	25,561	-3.22
-ROKOK DAN TEMBAKAU OLAHAN	35,773	31,865	-10.93	175,655	195,969	11.56
-DAGING TERNAK	1,925	1,709	-11.22	7,995	7,187	-10.10
-DAGING UNGGAS	80	0	-99.98	86	1	-98.60
-IKAN OLAHAN	78,370	75,111	-4.16	301,742	308,543	2.25
-BERAS GILING	199	708	255.51	158	439	176.89
-KOPI OLAHAN	40	57	42.37	123	171	39.51
-TEH OLAHAN	5,852	3,453	-40.99	13,999	9,567	-31.66
-GULA PASIR	202	273	35.19	260	223	-13.94
-GULA LAINNYA	4,865	6,078	24.94	3,200	4,079	27.48
-MAKANAN OLAHAN LAINNYA	145,527	139,006	-4.48	271,432	293,203	8.02
SEMEN	1,905,764	1,473,274	-22.69	66,067	58,131	-12.01
BARANG ANYAMAN	9,977	6,207	-37.78	26,302	17,939	-31.79
-DARI ROTAN	3,238	1,428	-55.91	8,017	5,093	-36.47
-DARI BAHAN LAINNYA	6,739	4,780	-29.07	18,285	12,846	-29.74
MEUBEL DAN BAGIAN-BAGIANNYA	374,266	276,310	-26.17	894,840	697,402	-22.06
-DARI ROTAN	65,236	47,673	-26.92	146,208	113,747	-22.20
-DARI BAHAN LAINNYA	309,030	228,637	-26.01	748,632	583,655	-22.04
BAHAN KIMIA	3,867,936	1,398,888	-63.83	1,297,094	688,753	-46.90
-AN ORGANIK	2,612,098	579,703	-77.81	335,635	137,253	-59.11
-ORGANIK	1,158,579	761,692	-34.26	882,509	526,198	-40.37
-LAINNYA	97,258	57,492	-40.89	78,950	25,302	-67.95
PUPUK	61,381	133,100	116.84	18,900	53,338	182.22
PRODUK PHARMASI	4,715	4,641	-1.57	72,528	79,180	9.17
KULIT DAN BARANG DARI KULIT	5,175	3,579	-30.85	103,442	66,017	-36.18
KACA DAN BARANG DARI KACA	341,182	277,639	-18.62	189,900	135,995	-28.39
KERTAS DAN BARANG DARI KERTAS	1,756,571	1,733,493	-1.31	1,606,940	1,310,856	-18.43
INDUSTRI LAINNYA	4,603,782	3,263,114	-29.12	7,994,125	6,940,854	-13.18
-GLISEROL DAN LARUTAN ALKALI	24,789	20,357	-17.88	11,886	3,306	-72.19
-MARGARIN DAN LEMAK LAINNYA	201,955	146,867	-27.28	217,350	103,784	-52.25
-SABUN MANDI DAN CUCI	220,495	222,685	0.99	227,821	211,398	-7.21
-BAHAN CELUP ORGANIK SINTETIK	14,826	8,092	-45.42	64,235	37,728	-41.27
-PREPARAT PEMBASMI KUMAN DLL	24,117	25,209	4.53	63,651	77,206	21.30
-DAMAR TIRUAN BAHAN PLASTIK	519,645	513,475	-1.19	882,584	681,063	-22.83
-BAHAN KERTAS	1,009,217	961,620	-4.72	553,069	321,516	-41.87
-ALAS KAKI (KULIT KARET DAN KANVAS)	54,431	51,263	-5.82	763,237	750,062	-1.73
-PRODUK KERAMIK	202,344	161,102	-20.38	128,829	88,016	-31.68
-EMAS BATANGAN	12	12	-0.16	347,844	341,071	-1.95
-PESAWAT UDARA DAN BAGIANNYA	1,671	1,335	-20.11	33,674	49,174	46.03
-KAPAL LAUT DAN SEJENISNYA	160,562	189,142	17.80	265,531	596,669	124.71
-PERLENGKAPAN OLAHRAGA DAN MAINAN	10,807	9,204	-14.83	101,377	84,732	-16.42

TABEL 3. PERKEMBANGAN EKSPOR KOMODITI HASIL INDUSTRI

JENIS BARANG	BERAT BERSIH (TON)		PERUB	NILAI FOB (RIBU US \$)		PERUB
	JAN-MEI 2008	JAN-MEI 2009	%	JAN-MEI 2008	JAN-MEI 2009	%
(1)	(2)	(3)	(4)	(5)	(6)	(7)
-PENA DAN PENSIL	4,457	3,597	-19.30	31,805	28,989	-8.85
-BATU SEMI PERMATA	22	4	-80.11	67	245	267.53
-KOPER TAS DOMPET PLASTIK/TEKSTIL	3,054	2,992	-2.04	21,524	20,250	-5.92
-BARANG DARI LOGAM MULIA	131	142	8.92	66,990	146,194	118.23
-PETI KEMAS	12,510	426	-96.60	14,373	1,982	-86.21
-KOMPUTER DAN BAGIANNYA	13,897	16,359	17.71	309,703	390,756	26.17
-KENDARAAN BERMOTOR RODA 2 DAN 3	3,446	2,809	-18.47	28,778	22,257	-22.66
-KENDARAAN BERMOTOR RODA 4 DAN LE	86,840	41,529	-52.18	606,807	299,625	-50.62
-SUKU CADANG MESIN	54,429	20,905	-61.59	434,858	325,683	-25.11
-SUKU CADANG KENDARAAN	82,180	47,413	-42.31	562,445	320,456	-43.02
-UBI KAYU OLAHAN	43,778	9,107	-79.20	7,643	1,307	-82.89
-INDUSTRI LAINNYA	1,854,166	807,467	-56.45	2,248,042	2,037,384	-9.37

TABEL 4. PERKEMBANGAN EKSPOR KOMODITI HASIL PERTAMBANGAN

JENIS BARANG	BERAT BERSIH (TON)		PERUB	NILAI FOB (RIBU US \$)		PERUB
	JAN-MEI 2008	JAN-MEI 2009	%	JAN-MEI 2008	JAN-MEI 2009	%
(1)	(2)	(3)	(4)	(5)	(6)	(7)
TOTAL PERTAMBANGAN	107,756,300	82,088,369	-23.82	5,421,465	6,218,082	14.69
BIJI TEMBAGA	558,434	912,434	63.39	1,239,344	1,565,947	26.35
BIJI NIKEL	7,182,841	2,727,591	-62.03	357,271	72,089	-79.82
BAUKSIT	5,451,719	4,504,050	-17.38	52,592	70,132	33.35
BIJI TIMAH/TIN	552	3	-99.54	1	60	10,051.61
BATU BARA	86,670,388	70,153,469	-19.06	3,605,954	4,430,494	22.87
GRANIT	2,255,804	1,216,749	-46.06	20,782	11,617	-44.10
PASIR ALAM	14	33	142.47	55	9	-83.22
HASIL TAMBANG LAIN	5636547	2574041	-54.33	145466	67733	-53.44

TABEL 5. PERKEMBANGAN EKSPOR INDONESIA MENURUT KOMODITI DAN NEGARA TUJUAN

JENIS BARANG	BERAT BERSIH (KG)		PERUB %	NILAI FOB (US \$)		PERUB %
	JAN-MEI 2008	JAN-MEI 2009		JAN-MEI 2008	JAN-MEI 2009	
(1)	(2)	(3)	(4)	(5)	(6)	(7)
MINYAK MENTAH	8,155,584,001	7,791,513,522	-4.46	6,120,758,812	2,611,477,364	-57.33
JAPAN	2,904,265,000	1,432,941,958	-50.66	2,169,360,344	480,331,482	-77.86
KOREA, REPUBLIC OF	1,406,821,000	1,010,056,253	-28.20	958,551,901	308,809,631	-67.78
TAIWAN	59,483,000	255,255,933	329.12	42,603,740	76,683,805	79.99
CHINA	741,593,000	1,395,240,497	88.14	545,738,157	472,723,163	-13.38
THAILAND	211,182,000	462,595,000	119.05	179,737,816	171,902,010	-4.36
SINGAPORE	953,790,001	680,682,630	-28.63	731,073,786	222,690,028	-69.54
MALAYSIA	269,348,000	330,018,230	22.52	193,929,284	107,833,783	-44.40
AUSTRALIA	1,232,719,000	1,467,580,585	19.05	1,010,629,383	518,086,312	-48.74
NEW ZEALAND	112,404,000	172,606,597	53.56	93,103,200	64,208,563	-31.04
UNITED STATES	217,273,000	503,449,334	131.71	159,598,104	165,258,133	3.55
CHILE	0	81,086,505	-	0	22,950,454	-
ITALY	46,706,000	0	-100.00	36,433,097	0	-100.00
HASIL MINYAK	2,800,072,019	1,894,883,600	-32.33	1,452,347,405	683,448,080	-52.94
JAPAN	1,304,271,927	557,474,454	-57.26	655,170,638	178,811,562	-72.71
HONG KONG	3,740	0	-100.00	5,442	0	-100.00
KOREA, REPUBLIC OF	307,994,852	323,930,120	5.17	155,302,063	129,777,451	-16.44
TAIWAN	39,636,293	3,306,585	-91.66	17,468,726	1,116,251	-93.61
CHINA	200,803,886	204,989,113	2.08	87,841,066	72,408,549	-17.57
THAILAND	25,576,020	10,496,364	-58.96	22,629,296	4,865,105	-78.50
SINGAPORE	767,772,172	344,825,059	-55.09	456,876,891	131,181,962	-71.29
PHILIPPINES	674,314	1,355,113	100.96	704,825	976,697	38.57
MALAYSIA	60,946,256	297,834,256	388.68	29,046,373	106,223,323	265.70
MYANMAR (FORM. BURMA)	0	40,648	-	0	59,727	-
VIET NAM	53,301	190,936	258.22	73,160	169,257	131.35
MALDIVES	3,842	0	-100.00	4,981	0	-100.00
INDIA	89,518,801	147,047,683	64.26	24,178,785	55,365,167	128.98
PAKISTAN	907,084	308,501	-65.99	1,202,519	419,977	-65.08
BANGLADESH	0	348,510	-	0	214,463	-
IRAN (ISLAMIC REPUBLIC OF)	179,950	0	-100.00	63,000	0	-100.00
YEMEN	0	1,000,000	-	0	502,800	-
UNITED ARAB EMIRATES	0	266,503	-	0	331,257	-
QATAR	0	200,000	-	0	132,000	-
SOUTH AFRICA	13,260	0	-100.00	16,708	0	-100.00
AUSTRALIA	79,333	62,057	-21.78	113,665	82,245	-27.64
NEW ZEALAND	134,810	90,809	-32.64	177,650	113,617	-36.04
FIJI	12,720	29	-99.77	21,380	99	-99.54
EAST TIMOR	890,820	765,202	-14.10	687,400	345,974	-49.67
UNITED KINGDOM	356	10	-97.19	207	50	-75.85
NETHERLANDS	250	16,000	6,300.00	16	10,000	62,400.00
GERMANY, FED. REP. OF	0	95,130	-	0	47,565	-
FINLAND	251,198	13,600	-94.59	318,886	15,436	-95.16
UKRAINE	16,660	16,660	0.00	18,243	18,659	2.28
RUSSIA FEDERATION	330,174	210,258	-36.32	425,485	258,887	-39.15
GAS ALAM	8,803,442,371	7,875,428,773	-10.54	5,525,719,660	2,427,306,937	-56.07
JAPAN	5,879,401,562	5,629,834,589	-4.24	3,217,570,600	1,649,097,883	-48.75
KOREA, REPUBLIC OF	1,766,119,421	1,105,523,517	-37.40	1,394,567,036	376,713,214	-72.99
CHINA	1,129,206,889	1,065,728,182	-5.62	885,175,520	382,782,864	-56.76
THAILAND	28,710,000	12,831,317	-55.31	28,401,953	5,193,681	-81.71
SINGAPORE	399	0	-100.00	80	0	-100.00
MALAYSIA	4,100	30	-99.27	4,471	1,303	-70.86
INDIA	0	61,470,338	-	0	13,477,600	-
EAST TIMOR	0	40,800	-	0	40,392	-
KARET ALAM	4,907,052	5,239,062	6.77	8,182,186	5,220,566	-36.20
JAPAN	105,802	72,004	-31.94	501,187	396,380	-20.91
HONG KONG	841,880	500	-99.94	1,319,207	1,500	-99.89
KOREA, REPUBLIC OF	360,468	117,708	-67.35	876,452	186,097	-78.77
CHINA	2,385,728	3,735,069	56.56	3,806,430	3,347,555	-12.06
SINGAPORE	366,853	199,410	-45.64	189,535	93,966	-50.42
MALAYSIA	25,000	0	-100.00	33,726	0	-100.00
IRAN (ISLAMIC REPUBLIC OF)	0	20,160	-	0	32,256	-
TURKEY	599,990	280,000	-53.33	1,020,233	272,900	-73.25
NEW ZEALAND	9,750	0	-100.00	13,503	0	-100.00
UNITED STATES	108	214,200	198,233.33	17,010	289,170	1,600.00
BRAZIL	0	600,000	-	0	600,000	-
GERMANY, FED. REP. OF	211,410	11	-99.99	394,103	742	-99.81
DENMARK	63	0	-100.00	10,800	0	-100.00
KOPI	151,852,598	158,207,209	4.18	333,786,754	278,188,549	-16.66
JAPAN	22,018,879	21,488,643	-2.41	52,014,078	42,435,808	-18.41
HONG KONG	406,073	458,336	12.87	928,225	795,117	-14.34
KOREA, REPUBLIC OF	137,087	738,013	438.35	367,896	1,269,248	245.00
TAIWAN	1,228,925	1,894,854	54.19	3,494,530	4,374,665	25.19
CHINA	331,200	489,059	47.66	668,408	745,953	11.60
MACAU	0	18,000	-	0	29,580	-

TABEL 5. PERKEMBANGAN EKSPOR INDONESIA MENURUT KOMODITI DAN NEGARA TUJUAN

JENIS BARANG	BERAT BERSIH (KG)		PERUB	NILAI FOB (US \$)		PERUB
	JAN-MEI 2008	JAN-MEI 2009	%	JAN-MEI 2008	JAN-MEI 2009	%
(1)	(2)	(3)	(4)	(5)	(6)	(7)
PAPUA NEW GUINEA	1,124	0	-100.00	1,541	0	-100.00
SINGAPORE	2,719,983	3,292,058	21.03	6,141,095	6,479,416	5.51
PHILIPPINES	3,741,399	1,223,100	-67.31	6,952,900	1,558,516	-77.58
MALAYSIA	4,952,942	4,983,357	0.61	9,316,035	7,321,339	-21.41
INDIA	5,364,239	528,300	-90.15	9,342,966	782,470	-91.63
PAKISTAN	99	0	-100.00	57	0	-100.00
IRAN (ISLAMIC REPUBLIC OF)	150,600	808,800	437.05	341,256	1,222,427	258.21
SAUDI ARABIA	21,000	21,000	0.00	56,700	48,334	-14.75
ISRAEL	17,760	19,200	8.11	36,497	27,456	-24.77
JORDAN	0	19,200	-	0	51,470	-
OMAN	0	120,000	-	0	205,200	-
UNITED ARAB EMIRATES	311,100	159,900	-48.60	670,989	314,291	-53.16
EGYPT	3,314,400	4,070,200	22.80	6,708,754	6,886,392	2.65
MOROCCO	2,457,000	2,419,199	-1.54	4,726,930	3,784,538	-19.94
ALGERIA	6,774,000	12,160,435	79.52	14,059,755	17,468,498	24.24
BURKINA FASO	17,999	0	-100.00	54,600	0	-100.00
SOUTH AFRICA	3,561,496	1,751,400	-50.82	7,742,649	2,538,032	-67.22
AUSTRALIA	3,656,399	1,643,874	-55.04	7,898,661	3,229,797	-59.11
NEW ZEALAND	214,632	166,096	-22.61	747,526	518,097	-30.69
SOLOMON ISLANDS	686	0	-100.00	1,614	0	-100.00
TUVALU	7,604	0	-100.00	12,413	0	-100.00
UNITED STATES	25,719,439	24,216,023	-5.85	71,205,021	64,828,308	-8.96
CANADA	1,201,920	1,305,299	8.60	4,173,689	4,117,283	-1.35
MEXICO	2,130,000	510,000	-76.06	4,762,386	1,265,472	-73.43
ARGENTINA	0	19,020	-	0	24,673	-
ECUADOR	1,166,400	2,049,600	75.72	2,174,802	3,097,124	42.41
UNITED KINGDOM	4,343,398	3,690,648	-15.03	7,644,075	5,645,698	-26.14
NETHERLANDS	319,100	1,021,113	220.00	1,057,149	2,090,820	97.78
FRANCE	1,043,400	1,624,000	55.65	1,964,603	2,340,204	19.12
GERMANY, FED. REP. OF	31,520,018	28,471,615	-9.67	61,554,106	38,643,997	-37.22
AUSTRIA	105,252	0	-100.00	166,868	0	-100.00
BELGIUM	2,758,095	9,915,355	259.50	6,398,330	14,925,422	133.27
SWITZERLAND	456,300	204,000	-55.29	961,119	303,126	-68.46
DENMARK	219,000	166,800	-23.84	501,549	316,668	-36.86
NORWAY	72,000	54,000	-25.00	226,770	152,640	-32.69
SWEDEN	356,100	365,999	2.78	982,109	510,224	-48.05
IRELAND	110,400	126,000	14.13	370,650	390,600	5.38
ITALY	8,297,750	9,855,239	18.77	16,350,050	14,848,945	-9.18
SPAIN	350,400	3,817,485	989.46	715,366	5,085,480	610.89
PORTUGAL	533,900	555,600	4.06	1,179,521	862,924	-26.84
GREECE	597,000	884,400	48.14	1,263,374	1,141,400	-9.65
POLAND	828,000	172,800	-79.13	1,576,907	278,650	-82.33
ROMANIA	1,348,800	1,871,611	38.76	2,450,617	2,652,792	8.25
BULGARIA	2,146,800	1,086,000	-49.41	4,512,852	1,596,197	-64.63
ARMENIA	137,700	0	-100.00	362,528	0	-100.00
UKRAINE	18,000	0	-100.00	33,003	0	-100.00
LATVIA	162,000	34,500	-78.70	270,648	108,120	-60.05
ESTONIA	666,000	135,600	-79.64	1,133,064	179,028	-84.20
GEORGIA	2,797,800	3,229,498	15.43	5,280,977	4,723,241	-10.56
MALTA	0	199,980	-	0	214,038	-
SLOVENIA	0	19,200	-	0	52,800	-
CZECH REPUBLIC	273,000	147,000	-46.15	450,870	200,107	-55.62
RUSSIA FEDERATION	768,000	3,985,800	418.98	1,777,676	5,505,924	209.73
KAYU BULAT	466	123,217	26,341.42	1,205	19,640	1,529.88
JAPAN	465	1	-99.78	1,200	1	-99.92
HONG KONG	0	1	-	0	6	-
KOREA, REPUBLIC OF	0	2	-	0	5	-
SINGAPORE	1	4	300.00	5	35	600.00
MALAYSIA	0	123,208	-	0	19,588	-
UNITED ARAB EMIRATES	0	1	-	0	5	-
UDANG SEGAR/BEKU	61,309,423	51,241,202	-16.42	415,348,404	330,675,183	-20.39
JAPAN	15,421,953	14,968,778	-2.94	129,009,896	121,851,424	-5.55
HONG KONG	1,686,522	1,619,874	-3.95	8,203,568	6,060,648	-26.12
KOREA, REPUBLIC OF	214,344	323,949	51.14	1,608,904	1,622,189	0.83
TAIWAN	1,132,502	717,296	-36.66	3,511,603	1,861,605	-46.99
CHINA	3,456,076	1,105,478	-68.01	9,055,467	5,164,475	-42.97
MACAU	7,441	4,565	-38.65	7,437	4,742	-36.24
THAILAND	108,091	22,550	-79.14	594,758	184,622	-68.96
SINGAPORE	746,867	1,214,285	62.58	2,407,341	2,789,727	15.88
PHILIPPINES	8,564	13,850	61.72	72,936	22,334	-69.38
MALAYSIA	2,165,243	1,352,764	-37.52	2,821,500	1,462,590	-48.16
CAMBODIA	150	0	-100.00	10	0	-100.00
BRUNEI DARUSSALAM	5,486	47	-99.14	68,225	1,240	-98.18
VIET NAM	278,128	464,505	67.01	2,633,068	2,795,394	6.16
INDIA	0	12,420	-	0	122,318	-
PAKISTAN	25	0	-100.00	32	0	-100.00

TABEL 5. PERKEMBANGAN EKSPOR INDONESIA MENURUT KOMODITI DAN NEGARA TUJUAN

JENIS BARANG	BERAT BERSIH (KG)		PERUB %	NILAI FOB (US \$)		PERUB %
	JAN-MEI 2008	JAN-MEI 2009		JAN-MEI 2008	JAN-MEI 2009	
(1)	(2)	(3)	(4)	(5)	(6)	(7)
SRI LANKA	0	400	-	0	1,325	-
IRAN (ISLAMIC REPUBLIC OF)	0	2,245	-	0	1,618	-
ISRAEL	0	2,762	-	0	15,783	-
KUWAIT	0	1,053	-	0	1,447	-
JORDAN	0	325	-	0	807	-
LEBANON	0	22,720	-	0	81,240	-
SYRIA ARAB REPUBLIC	0	183	-	0	85	-
TURKEY	37,232	15,312	-58.87	48,401	108,037	123.21
UNITED ARAB EMIRATES	131,219	40,554	-69.09	633,661	363,047	-42.71
CYPRUS	27,489	47,071	71.24	213,491	126,144	-40.91
EGYPT	273,748	247,364	-9.64	1,709,228	1,601,284	-6.32
MOROCCO	0	8,720	-	0	37,496	-
REUNION	161,308	92,401	-42.72	1,415,954	731,913	-48.31
SOUTH AFRICA	531	1,233	132.20	1,495	2,852	90.77
MAURITIUS	34,184	41,484	21.36	239,287	301,070	25.82
AUSTRALIA	253,843	192,375	-24.21	1,355,473	1,548,449	14.24
NEW ZEALAND	17,078	12,681	-25.75	95,930	62,271	-35.09
GUAM	660	0	-100.00	21,545	0	-100.00
AMERICAN SAMOA	5	0	-100.00	5	0	-100.00
UNITED STATES	26,360,154	20,978,601	-20.42	192,126,285	138,061,875	-28.14
CANADA	230,712	144,089	-37.55	1,310,105	744,992	-43.13
SURINAME	0	33	-	0	161	-
PERU	0	600	-	0	1,546	-
TRINIDAD AND TOBAGO	16,798	0	-100.00	112,030	0	-100.00
PUERTO RICO	460,251	626,559	36.13	2,961,472	3,794,297	28.12
UNITED KINGDOM	2,514,400	2,125,308	-15.47	17,141,116	13,273,175	-22.57
NETHERLANDS	442,325	920,091	108.01	2,736,008	4,311,333	57.58
FRANCE	135,984	825,523	507.07	1,044,446	4,971,116	375.96
GERMANY, FED. REP. OF	881,347	311,924	-64.61	6,247,765	2,056,303	-67.09
AUSTRIA	0	2,708	-	0	4,566	-
BELGIUM	3,219,938	1,590,280	-50.61	21,180,516	10,316,960	-51.29
SWITZERLAND	58,324	106,477	82.56	381,361	704,063	84.62
DENMARK	95,335	47,705	-49.96	728,898	268,153	-63.21
NORWAY	0	1,517	-	0	3,949	-
SWEDEN	43,448	42,236	-2.79	415,124	354,670	-14.56
FINLAND	0	662	-	0	1,615	-
IRELAND	15,375	942	-93.87	244,715	2,358	-99.04
ITALY	521,441	831,841	59.53	1,969,717	2,325,299	18.05
SPAIN	18,178	20,667	13.69	99,692	106,402	6.73
PORTUGAL	26,655	77,495	190.73	82,239	304,144	269.83
GREECE	10,875	10,924	0.45	65,284	27,506	-57.87
HUNGARY	0	478	-	0	658	-
POLAND	0	2,264	-	0	4,472	-
ROMANIA	0	594	-	0	1,236	-
UKRAINE	14,710	657	-95.53	92,172	1,299	-98.59
LITHUANIA	0	371	-	0	543	-
ESTONIA	0	153	-	0	145	-
CZECH REPUBLIC	0	421	-	0	3,019	-
RUSSIA FEDERATION	74,484	20,838	-72.02	680,244	101,152	-85.13
TEH	36,247,599	35,201,991	-2.88	50,929,969	54,555,316	7.12
JAPAN	507,891	618,231	21.73	770,375	1,239,225	60.86
HONG KONG	18,097	41,015	126.64	10,932	24,608	125.10
KOREA, REPUBLIC OF	1,299	0	-100.00	803	0	-100.00
TAIWAN	404,810	146,378	-63.84	458,994	220,204	-52.02
CHINA	165,160	89,680	-45.70	156,894	147,474	-6.00
PAPUA NEW GUINEA	0	10,080	-	0	21,192	-
THAILAND	0	1,200	-	0	1,624	-
SINGAPORE	262,960	241,297	-8.24	358,520	358,691	0.05
MALAYSIA	3,226,035	3,034,526	-5.94	4,697,073	4,157,876	-11.48
BRUNEI DARUSSALAM	3,893	625	-83.95	4,645	405	-91.28
MALDIVES	154	0	-100.00	409	0	-100.00
INDIA	1,665,750	884,359	-46.91	1,947,416	1,399,570	-28.13
PAKISTAN	5,074,085	5,469,873	7.80	8,576,880	9,725,914	13.40
SRI LANKA	191,540	68,440	-64.27	308,530	145,673	-52.78
AFGHANISTAN	292,185	124,893	-57.26	403,511	142,333	-64.73
IRAN (ISLAMIC REPUBLIC OF)	0	9,600	-	0	21,590	-
SAUDI ARABIA	159,301	149,095	-6.41	219,908	260,756	18.58
ISRAEL	118,600	210,640	77.61	144,813	329,609	127.61
JORDAN	10,600	0	-100.00	13,752	0	-100.00
SYRIA ARAB REPUBLIC	8,000	0	-100.00	15,040	0	-100.00
TURKEY	204,520	108,000	-47.19	342,147	181,888	-46.84
UNITED ARAB EMIRATES	2,353,034	2,084,410	-11.42	2,983,189	3,028,295	1.51
EGYPT	610,780	239,020	-60.87	968,131	392,009	-59.51
SOMALIA	0	18,575	-	0	11,713	-
KENYA	162,000	66,000	-59.26	97,200	110,990	14.19
DJIBOUTI	145,694	70,469	-51.63	97,558	63,458	-34.95
SOUTH AFRICA	202,680	72,000	-64.48	436,396	152,005	-65.17

TABEL 5. PERKEMBANGAN EKSPOR INDONESIA MENURUT KOMODITI DAN NEGARA TUJUAN

JENIS BARANG	BERAT BERSIH (KG)		PERUB	NILAI FOB (US \$)		PERUB
	JAN-MEI 2008	JAN-MEI 2009	%	JAN-MEI 2008	JAN-MEI 2009	%
(1)	(2)	(3)	(4)	(5)	(6)	(7)
AUSTRALIA	242,949	177,953	-26.75	349,807	337,968	-3.38
NEW ZEALAND	231,285	179,564	-22.36	271,690	204,747	-24.64
VANUATU	113	0	-100.00	171	0	-100.00
FIJI	64,560	43,000	-33.40	88,849	64,655	-27.23
SAMOA	1,850	3,418	84.76	2,800	6,000	114.29
UNITED STATES	2,517,646	3,217,744	27.81	3,305,527	4,695,173	42.04
CANADA	347,514	172,968	-50.23	474,974	232,191	-51.12
SURINAME	0	434	-	0	2,067	-
CHILE	283,460	227,040	-19.90	457,108	392,574	-14.12
PUERTO RICO	0	540	-	0	864	-
UNITED KINGDOM	4,064,893	3,813,884	-6.18	5,780,256	6,095,649	5.46
NETHERLANDS	1,469,746	1,613,999	9.81	2,113,365	2,478,683	17.29
FRANCE	15,106	0	-100.00	43,303	0	-100.00
GERMANY, FED. REP. OF	3,068,282	3,329,892	8.53	3,609,093	4,253,355	17.85
BELGIUM	0	22,152	-	0	18,330	-
SWITZERLAND	48	0	-100.00	120	0	-100.00
DENMARK	28,200	9,400	-66.67	49,200	14,720	-70.08
SWEDEN	10,400	0	-100.00	10,483	0	-100.00
ITALY	15,569	0	-100.00	34,559	0	-100.00
POLAND	1,302,206	1,244,660	-4.42	2,025,399	2,036,324	0.54
KAZAKHSTAN	48,000	47,040	-2.00	60,116	70,291	16.93
KYRGYZSTAN	34,995	96,500	175.75	47,312	162,868	244.24
UKRAINE	281,973	683,818	142.51	369,083	1,000,653	171.12
UZBEKISTAN	0	21,000	-	0	31,080	-
LATVIA	84,347	35,676	-57.70	141,748	61,820	-56.39
CZECH REPUBLIC	1,921	0	-100.00	17,981	0	-100.00
RUSSIA FEDERATION	6,343,468	6,502,903	2.51	8,663,909	10,258,202	18.40
-LADA HITAM	21,048,236	14,778,074	-29.79	60,637,113	30,468,142	-49.75
JAPAN	176,554	159,828	-9.47	688,076	565,119	-17.87
HONG KONG	31,478	43,448	38.03	109,591	94,776	-13.52
KOREA, REPUBLIC OF	118,000	105,000	-11.02	434,545	265,400	-38.92
TAIWAN	61,500	185,000	200.81	99,900	378,485	278.86
CHINA	30,000	0	-100.00	108,995	0	-100.00
SINGAPORE	818,365	307,955	-62.37	1,814,692	569,255	-68.63
PHILIPPINES	136,341	86,638	-36.45	25,897	27,489	6.15
MALAYSIA	26,731	53,518	100.21	87,283	107,625	23.31
NEPAL	140,400	0	-100.00	481,409	0	-100.00
VIET NAM	1,533,330	1,631,575	6.41	4,942,300	3,693,939	-25.26
INDIA	2,804,800	2,827,000	0.79	9,265,646	6,095,472	-34.21
PAKISTAN	45,000	0	-100.00	143,400	0	-100.00
TURKEY	0	181,998	-	0	319,974	-
BENIN	19,050	0	-100.00	55,245	0	-100.00
SOUTH AFRICA	28,657	0	-100.00	13,378	0	-100.00
AUSTRALIA	209,791	150,000	-28.50	811,282	363,410	-55.21
UNITED STATES	13,192,755	8,153,364	-38.20	35,998,804	15,946,783	-55.70
CANADA	50,035	75,000	49.90	168,492	148,884	-11.64
DOMINICAN REPUBLIC	4,685	0	-100.00	15,750	0	-100.00
NETHERLANDS	727,000	163,501	-77.51	2,556,466	331,772	-87.02
FRANCE	240,716	85,950	-64.29	828,205	196,819	-76.24
GERMANY, FED. REP. OF	102,375	150,000	46.52	326,387	446,776	36.89
BELGIUM	3,054	15,000	391.16	7,375	51,975	604.75
ITALY	61,000	31,000	-49.18	226,804	68,564	-69.77
PORTUGAL	2,518	15,000	495.71	5,263	38,565	632.76
BULGARIA	34,949	32,299	-7.58	82,163	50,810	-38.16
UKRAINE	13,000	0	-100.00	48,750	0	-100.00
RUSSIA FEDERATION	436,152	325,000	-25.48	1,291,015	706,250	-45.29
-LADA PUTIH	8,752,948	4,547,345	-48.05	43,132,909	17,181,035	-60.17
JAPAN	825,090	270,000	-67.28	4,032,617	1,114,720	-72.36
HONG KONG	15,999	16,000	0.01	88,450	55,680	-37.05
KOREA, REPUBLIC OF	16,765	12,494	-25.48	66,175	43,350	-34.49
TAIWAN	121,000	129,000	6.61	490,195	443,805	-9.46
CHINA	34,000	0	-100.00	177,750	0	-100.00
SINGAPORE	1,809,197	925,020	-48.87	8,839,531	3,281,793	-62.87
PHILIPPINES	2,794	9,337	234.18	7,098	27,210	283.35
MALAYSIA	210,531	179,202	-14.88	1,028,705	695,224	-32.42
VIET NAM	623,000	498,500	-19.98	3,024,566	1,943,189	-35.75
INDIA	372,600	121,500	-67.39	1,748,690	430,113	-75.40
PAKISTAN	3,688	1,352	-63.34	9,029	2,002	-77.83
NIGERIA	100	0	-100.00	700	0	-100.00
SOUTH AFRICA	17,000	0	-100.00	95,200	0	-100.00
AUSTRALIA	102,000	51,000	-50.00	518,715	207,640	-59.97
UNITED STATES	1,970,000	816,497	-58.55	10,266,425	3,236,837	-68.47
CANADA	58,101	34,068	-41.36	303,136	137,450	-54.66
DOMINICAN REPUBLIC	19,511	0	-100.00	68,370	0	-100.00
UNITED KINGDOM	31,000	16,000	-48.39	160,700	62,440	-61.14
NETHERLANDS	1,278,000	618,379	-51.61	6,163,181	2,404,907	-60.98

TABEL 5. PERKEMBANGAN EKSPOR INDONESIA MENURUT KOMODITI DAN NEGARA TUJUAN

JENIS BARANG	BERAT BERSIH (KG)		PERUB %	NILAI FOB (US \$)		PERUB %
	JAN-MEI 2008	JAN-MEI 2009		JAN-MEI 2008	JAN-MEI 2009	
(1)	(2)	(3)	(4)	(5)	(6)	(7)
FRANCE	32,000	75,000	134.38	147,760	272,850	84.66
GERMANY, FED. REP. OF	856,002	711,996	-16.82	4,276,750	2,575,730	-39.77
BELGIUM	204,000	32,000	-84.31	987,086	112,625	-88.59
ITALY	66,000	30,000	-54.55	228,837	133,470	-41.67
SPAIN	49,000	0	-100.00	256,330	0	-100.00
PORTUGAL	20,570	0	-100.00	83,288	0	-100.00
BULGARIA	15,000	0	-100.00	63,625	0	-100.00
-KAYU MANIS DAN BUNGANYA	13,835,015	10,530,651	-23.88	11,839,852	8,528,366	-27.97
KOREA, REPUBLIC OF	90,422	134,640	48.90	64,293	99,547	54.83
TAIWAN	260	468	80.00	100	113	13.00
CHINA	0	95,800	-	0	56,750	-
THAILAND	1,057,356	486,501	-53.99	1,017,687	418,298	-58.90
SINGAPORE	277,327	155,157	-44.05	225,423	112,643	-50.03
PHILIPPINES	385	141	-63.38	952	443	-53.47
MALAYSIA	620,416	435,429	-29.82	646,712	379,613	-41.30
VIET NAM	0	36,000	-	0	21,600	-
MALDIVES	291	785	169.76	515	1,666	223.50
INDIA	293,446	115,000	-60.81	255,151	89,392	-64.97
IRAN (ISLAMIC REPUBLIC OF)	0	10,000	-	0	6,000	-
SAUDI ARABIA	10,000	0	-100.00	9,690	0	-100.00
ISRAEL	69,000	32,584	-52.78	44,896	29,398	-34.52
JORDAN	12,968	15,799	21.83	10,653	10,057	-5.59
LEBANON	0	13,000	-	0	11,800	-
SYRIA ARAB REPUBLIC	114,550	45,433	-60.34	76,985	34,864	-54.71
TURKEY	102,000	172,585	69.20	39,372	89,907	128.35
UNITED ARAB EMIRATES	267,017	343,742	28.73	155,540	171,504	10.26
EGYPT	35,090	70,639	101.31	29,713	62,122	109.07
LIBYAN ARAB JAMAHIRIYA	0	19,999	-	0	20,587	-
MOROCCO	234,500	0	-100.00	136,742	0	-100.00
TUNISIA	40,000	0	-100.00	41,979	0	-100.00
ALGERIA	55,870	221,469	296.40	65,046	171,731	164.01
REUNION	270	0	-100.00	129	0	-100.00
SOUTH AFRICA	46,529	10,000	-78.51	49,155	5,450	-88.91
MAURITIUS	6,009	22,998	282.73	4,815	19,900	313.29
AUSTRALIA	12,761	12,918	1.23	19,885	13,775	-30.73
UNITED STATES	5,944,201	5,292,205	-10.97	5,164,948	4,551,882	-11.87
CANADA	233,596	99,630	-57.35	208,135	89,473	-57.01
MEXICO	18,000	68,000	277.78	14,400	35,903	149.33
PANAMA	10,000	35,000	250.00	17,350	34,575	99.28
SURINAME	207	358	72.95	810	1,880	132.10
VENEZUELA	206,161	101,900	-50.57	169,170	95,116	-43.77
ARGENTINA	0	4,162	-	0	2,980	-
BRAZIL	505,503	280,163	-44.58	411,390	197,109	-52.09
COLOMBIA	46,000	0	-100.00	28,830	0	-100.00
DOMINICAN REPUBLIC	609,408	701,731	15.15	423,319	486,045	14.82
DOMINICA	54,000	0	-100.00	13,140	0	-100.00
UNITED KINGDOM	23,000	10,625	-53.80	18,490	5,534	-70.07
NETHERLANDS	1,003,560	329,271	-67.19	760,164	203,871	-73.18
FRANCE	409,223	348,749	-14.78	368,225	317,301	-13.83
GERMANY, FED. REP. OF	462,367	189,874	-58.93	449,568	155,754	-65.35
AUSTRIA	46	0	-100.00	144	0	-100.00
BELGIUM	269,000	48,717	-81.89	248,625	33,170	-86.66
NORWAY	0	18,000	-	0	14,985	-
SWEDEN	13,714	9,163	-33.19	19,623	12,075	-38.47
ITALY	57,670	25,933	-55.03	63,409	33,291	-47.50
SPAIN	69,000	44,000	-36.23	39,630	30,125	-23.98
PORTUGAL	136,000	92,314	-32.12	154,462	122,720	-20.55
GREECE	246,191	174,095	-29.28	239,333	144,972	-39.43
POLAND	99,681	108,000	8.35	71,971	67,140	-6.71
ROMANIA	0	1,000	-	0	1,450	-
BULGARIA	0	10,499	-	0	7,125	-
UKRAINE	0	17,584	-	0	9,204	-
LITHUANIA	0	828	-	0	790	-
CROATIA	0	14,764	-	0	11,781	-
RUSSIA FEDERATION	72,020	52,999	-26.41	59,283	34,955	-41.04
-BIJI PALA & BUNGANYA DAN K	7,628,302	8,078,363	5.90	25,593,630	22,516,109	-12.02
JAPAN	270,064	264,793	-1.95	1,966,161	1,912,549	-2.73
HONG KONG	9	20,655	229,400.00	41	98,449	240,019.51
KOREA, REPUBLIC OF	163,345	114,155	-30.11	232,326	185,114	-20.32
TAIWAN	598	51,458	8,505.02	1,503	41,887	2,686.89
CHINA	17,427	38,035	118.25	8,749	36,700	319.48
THAILAND	87,092	59,631	-31.53	391,326	319,273	-18.41
SINGAPORE	539,459	289,267	-46.38	2,893,560	1,672,885	-42.19
PHILIPPINES	16,687	37,517	124.83	42,126	95,844	127.52
MALAYSIA	391,086	251,751	-35.63	1,345,728	308,634	-77.07
MYANMAR (FORM. BURMA)	6,247	0	-100.00	21,106	0	-100.00

TABEL 5. PERKEMBANGAN EKSPOR INDONESIA MENURUT KOMODITI DAN NEGARA TUJUAN

JENIS BARANG	BERAT BERSIH (KG)		PERUB	NILAI FOB (US \$)		PERUB
	JAN-MEI 2008	JAN-MEI 2009	%	JAN-MEI 2008	JAN-MEI 2009	%
(1)	(2)	(3)	(4)	(5)	(6)	(7)
VIET NAM	2,549,529	4,118,296	61.53	4,241,295	6,222,273	46.71
MALDIVES	121	0	-100.00	163	0	-100.00
INDIA	417,392	336,821	-19.30	1,405,752	972,146	-30.85
PAKISTAN	68,999	71,023	2.93	420,552	409,478	-2.63
BANGLADESH	51,198	76,565	49.55	270,648	488,436	80.47
AFGHANISTAN	8,000	0	-100.00	64,000	0	-100.00
SAUDI ARABIA	0	8,319	-	0	4,160	-
KUWAIT	0	1,555	-	0	5,450	-
JORDAN	0	5,916	-	0	7,357	-
LEBANON	0	13,499	-	0	58,675	-
YEMEN	3,146	0	-100.00	9,778	0	-100.00
UNITED ARAB EMIRATES	124,911	17,613	-85.90	319,245	46,368	-85.48
EGYPT	2,807	0	-100.00	6,953	0	-100.00
MOROCCO	57,801	44,857	-22.39	206,410	211,633	2.53
GHANA	15,000	14,999	-0.01	78,750	81,750	3.81
NIGERIA	28,738	17,500	-39.11	86,800	87,500	0.81
BENIN	39,851	18,000	-54.83	11,238	14,400	28.14
AUSTRALIA	45,151	112,287	148.69	184,419	455,169	146.81
UNITED STATES	554,409	436,712	-21.23	1,999,428	1,576,813	-21.14
CANADA	27,950	46,284	65.60	88,139	144,577	64.03
MEXICO	11,821	15,057	27.38	8,827	21,556	144.21
CHILE	14,168	0	-100.00	67,315	0	-100.00
ARGENTINA	188,966	140,957	-25.41	276,352	321,773	16.44
BRAZIL	14,040	37,151	164.61	88,374	65,745	-25.61
DOMINICAN REPUBLIC	20,355	26,767	31.50	72,125	71,944	-0.25
UNITED KINGDOM	1,250	4,953	296.24	3,035	9,602	216.38
NETHERLANDS	888,841	564,850	-36.45	3,647,695	2,448,169	-32.88
FRANCE	22,999	28,399	23.48	177,680	224,934	26.60
GERMANY, FED. REP. OF	238,197	315,274	32.36	1,295,370	1,557,717	20.25
AUSTRIA	16	0	-100.00	53	0	-100.00
BELGIUM	366,304	208,674	-43.03	1,997,408	1,058,403	-47.01
ITALY	195,681	85,975	-56.06	966,420	558,648	-42.19
SPAIN	83,998	85,299	1.55	418,670	389,632	-6.94
PORTUGAL	0	14,500	-	0	53,938	-
UKRAINE	13,500	0	-100.00	41,145	0	-100.00
RUSSIA FEDERATION	81,149	82,999	2.28	236,965	276,528	16.70
-PANILI	71,792	52,861	-26.37	836,261	607,865	-27.31
JAPAN	281	100	-64.41	4,770	3,435	-27.99
HONG KONG	155	25	-83.87	1,580	622	-60.63
TAIWAN	0	49	-	0	105	-
CHINA	950	1,801	89.58	22,704	26,245	15.60
SINGAPORE	471	638	35.46	2,190	3,760	71.69
MALAYSIA	3,458	1,227	-64.52	9,804	1,569	-84.00
TURKEY	0	183	-	0	5,576	-
AUSTRALIA	352	703	99.72	7,326	15,029	105.15
UNITED STATES	49,401	27,284	-44.77	454,980	328,011	-27.91
DOMINICA	120	150	25.00	3,600	3,473	-3.53
UNITED KINGDOM	2,057	600	-70.83	47,741	13,962	-70.75
NETHERLANDS	10,000	20,000	100.00	205,000	204,000	-0.49
GERMANY, FED. REP. OF	4,547	101	-97.78	76,566	2,078	-97.29
-LAINNYA	6,764,574	5,505,294	-18.62	8,691,456	7,664,794	-11.81
JAPAN	222,935	210,360	-5.64	260,440	407,747	56.56
HONG KONG	17,723	15,646	-11.72	114,484	88,026	-23.11
KOREA, REPUBLIC OF	18,068	2,012	-88.86	29,593	6,729	-77.26
TAIWAN	37,345	139,938	274.72	82,989	254,234	206.35
CHINA	118,638	24,224	-79.58	21,530	8,546	-60.31
THAILAND	20,936	19,763	-5.60	65,880	95,046	44.27
SINGAPORE	589,003	459,932	-21.91	900,748	227,195	-74.78
PHILIPPINES	27,329	122	-99.55	16,902	384	-97.73
MALAYSIA	1,371,327	494,066	-63.97	932,189	655,133	-29.72
MYANMAR (FORM. BURMA)	6,738	0	-100.00	22,763	0	-100.00
BRUNEI DARUSSALAM	10,407	5,840	-43.88	26,818	7,683	-71.35
NEPAL	12,042	0	-100.00	12,100	0	-100.00
VIET NAM	918,860	855,970	-6.84	1,044,806	971,040	-7.06
MALDIVES	21	0	-100.00	86	0	-100.00
INDIA	1,056,765	1,457,056	37.88	1,827,112	1,569,705	-14.09
PAKISTAN	368,734	27,270	-92.60	210,392	40,028	-80.97
BANGLADESH	151,557	566,200	273.59	98,769	252,660	155.81
SAUDI ARABIA	371,508	362,794	-2.35	629,973	728,143	15.58
ISRAEL	10,000	36,350	263.50	2,300	13,965	507.17
KUWAIT	0	6,492	-	0	22,753	-
JORDAN	31,851	32,683	2.61	19,664	10,859	-44.78
YEMEN	18,114	0	-100.00	53,325	0	-100.00
SYRIA ARAB REPUBLIC	147,050	84,564	-42.49	37,460	32,148	-14.18
UNITED ARAB EMIRATES	322,362	84,453	-73.80	226,793	83,061	-63.38
BAHRAIN	8,000	0	-100.00	1,200	0	-100.00

TABEL 5. PERKEMBANGAN EKSPOR INDONESIA MENURUT KOMODITI DAN NEGARA TUJUAN

JENIS BARANG	BERAT BERSIH (KG)		PERUB %	NILAI FOB (US \$)		PERUB %
	JAN-MEI 2008	JAN-MEI 2009		JAN-MEI 2008	JAN-MEI 2009	
(1)	(2)	(3)	(4)	(5)	(6)	(7)
EGYPT	229,520	23,832	-89.62	144,576	20,466	-85.84
MOROCCO	0	18,767	-	0	34,750	-
TOGO	143	0	-100.00	1,351	0	-100.00
SOUTH AFRICA	48,520	0	-100.00	15,158	0	-100.00
AUSTRALIA	31,888	46,547	45.97	112,401	116,111	3.30
NEW ZEALAND	2,010	1,899	-5.52	17,206	10,308	-40.09
MICRONESIA, FEDERATED STAT	94	0	-100.00	154	0	-100.00
EAST TIMOR	0	340	-	0	126	-
UNITED STATES	260,416	177,973	-31.66	1,196,284	722,276	-39.62
CANADA	9,385	141	-98.50	5,717	464	-91.88
MEXICO	4,178	3,185	-23.77	3,120	3,930	25.96
ARGENTINA	0	1,140	-	0	2,897	-
BRAZIL	13,265	23,785	79.31	68,081	131,227	92.75
UNITED KINGDOM	15,631	2,671	-82.91	27,150	5,074	-81.31
NETHERLANDS	206,628	156,960	-24.04	212,107	200,926	-5.27
FRANCE	26,265	123,653	370.79	195,497	863,364	341.63
GERMANY, FED. REP. OF	14,502	22,630	56.05	15,604	61,317	292.96
AUSTRIA	143	0	-100.00	453	0	-100.00
BELGIUM	25,013	4,805	-80.79	20,262	6,151	-69.64
SWITZERLAND	800	94	-88.25	2,800	678	-75.79
ITALY	201	1,023	408.96	632	3,852	509.49
SPAIN	1,000	0	-100.00	3,900	0	-100.00
PORTUGAL	1,441	0	-100.00	3,013	0	-100.00
GREECE	3	0	-100.00	9	0	-100.00
POLAND	11,533	0	-100.00	5,353	0	-100.00
UKRAINE	0	10,114	-	0	5,792	-
LATVIA	4,674	0	-100.00	2,283	0	-100.00
CROATIA	8	0	-100.00	29	0	-100.00
TEBAKAU	10,486,629	16,941,824	61.56	29,886,547	48,019,438	60.67
JAPAN	0	30,000	-	0	60,000	-
KOREA, REPUBLIC OF	0	97,200	-	0	68,040	-
TAIWAN	0	207,000	-	0	4,910	-
CHINA	153,760	22,000	-85.69	1,077,983	454,740	-57.82
SINGAPORE	1	252,140	25,213,900.00	2	1,146,324	57,316,100.00
PHILIPPINES	1,090,996	678,189	-37.84	2,511,375	1,238,316	-50.69
MALAYSIA	901,065	2,149,705	138.57	2,600,032	9,245,538	255.59
CAMBODIA	0	57,600	-	0	8,064	-
VIET NAM	399,968	9,999	-97.50	353,620	10,250	-97.10
SRI LANKA	187,888	128,006	-31.87	3,058,725	2,166,387	-29.17
YEMEN	9	0	-100.00	60	0	-100.00
UNITED ARAB EMIRATES	128,400	0	-100.00	308,160	0	-100.00
EGYPT	93,600	1,896,466	1,926.14	160,002	4,107,908	2,467.41
MOROCCO	0	71,280	-	0	74,844	-
TUNISIA	0	119,800	-	0	322,670	-
ALGERIA	0	90,000	-	0	72,000	-
CAMEROON	0	34,560	-	0	13,133	-
SENEGAL	0	40,014	-	0	62,022	-
MAURITANIA	0	20,000	-	0	75,600	-
GAMBIA	0	10,000	-	0	24,800	-
SOUTH AFRICA	98,700	456,771	362.79	182,372	1,617,152	786.73
AUSTRALIA	76,800	185,245	141.20	449,280	404,190	-10.04
UNITED STATES	1,293,676	1,778,868	37.50	1,627,787	3,097,091	90.26
HONDURAS	77,610	18,030	-76.77	301,729	135,054	-55.24
NICARAGUA	144,821	124,997	-13.69	492,591	894,673	81.63
CHILE	0	57,600	-	0	20,160	-
BRAZIL	5	0	-100.00	7	0	-100.00
PARAGUAY	0	80,000	-	0	101,600	-
PUERTO RICO	216,135	0	-100.00	415,672	0	-100.00
DOMINICAN REPUBLIC	231,834	73,764	-68.18	2,293,146	749,879	-67.30
EL SALVADOR	0	9,000	-	0	71,211	-
UNITED KINGDOM	231,660	39,600	-82.91	393,822	134,640	-65.81
NETHERLANDS	467,708	1,064,025	127.50	1,286,242	3,094,465	140.58
FRANCE	174,916	567,415	224.39	472,164	1,449,076	206.90
GERMANY, FED. REP. OF	390,129	610,413	56.46	3,392,041	3,507,424	3.40
BELGIUM	1,383,217	3,443,458	148.95	6,009,104	8,920,111	48.44
SWITZERLAND	62,940	1,530	-97.57	242,796	18,321	-92.45
DENMARK	0	177,715	-	0	565,170	-
IRELAND	0	257,400	-	0	846,450	-
ITALY	72,377	663,255	816.39	166,218	1,706,420	926.62
SPAIN	135,534	58,935	-56.52	346,865	491,072	41.57
GREECE	0	83,000	-	0	21,000	-
POLAND	0	80,000	-	0	136,000	-
UKRAINE	133,920	135,519	1.19	171,416	215,774	25.88
LITHUANIA	0	40,149	-	0	35,331	-
LATVIA	60,000	0	-100.00	43,200	0	-100.00
RUSSIA FEDERATION	2,278,960	1,021,176	-55.19	1,530,136	631,628	-58.72

TABEL 5. PERKEMBANGAN EKSPOR INDONESIA MENURUT KOMODITI DAN NEGARA TUJUAN

JENIS BARANG	BERAT BERSIH (KG)		PERUB	NILAI FOB (US \$)		PERUB
	JAN-MEI 2008	JAN-MEI 2009	%	JAN-MEI 2008	JAN-MEI 2009	%
(1)	(2)	(3)	(4)	(5)	(6)	(7)
BIJI COKLAT	139,940,897	129,666,010	-7.34	277,105,937	293,367,173	5.87
JAPAN	38,475	100,000	159.91	117,429	215,000	83.09
KOREA, REPUBLIC OF	3	0	-100.00	17	0	-100.00
TAIWAN	1,258	0	-100.00	2,387	0	-100.00
CHINA	8,978,535	4,568,583	-49.12	18,111,898	9,877,504	-45.46
THAILAND	3,203,983	2,856,462	-10.85	5,693,967	6,411,303	12.60
SINGAPORE	16,582,594	19,068,898	14.99	35,725,409	43,132,002	20.73
MALAYSIA	96,379,518	59,466,093	-38.30	188,864,667	135,767,661	-28.11
INDIA	150,000	1,000,000	566.67	244,975	2,078,460	748.44
SRI LANKA	15,000	0	-100.00	43,725	0	-100.00
UNITED ARAB EMIRATES	1	0	-100.00	1	0	-100.00
SUDAN	0	75,000	-	0	180,450	-
SAMOA	0	3,600	-	0	9,720	-
UNITED STATES	6,049,627	34,596,437	471.88	13,134,788	77,647,703	491.16
CANADA	5,500,000	0	-100.00	9,679,530	0	-100.00
BRAZIL	2,717,590	5,967,323	119.58	4,887,160	13,189,394	169.88
COSTA RICA	16,000	16,000	0.00	11,840	14,310	20.86
NETHERLANDS	50,069	1,074,489	2,046.02	111,154	2,468,381	2,120.69
FRANCE	61,706	0	-100.00	101,882	0	-100.00
GERMANY, FED. REP. OF	137,502	648,125	371.36	326,077	1,842,260	464.98
SWITZERLAND	0	200,000	-	0	473,800	-
DENMARK	4	0	-100.00	11	0	-100.00
ITALY	32	25,000	78,025.00	112	59,225	52,779.46
SPAIN	59,000	0	-100.00	48,908	0	-100.00
-IKAN TONGKOL/TUNA	26,899,075	28,338,002	5.35	61,945,983	60,391,785	-2.51
JAPAN	7,331,856	8,248,383	12.50	29,769,645	32,003,997	7.51
HONG KONG	1,040,433	580,556	-44.20	1,398,906	938,068	-32.94
KOREA, REPUBLIC OF	976,662	370,988	-62.01	1,834,950	508,100	-72.31
TAIWAN	1,069,835	1,546,161	44.52	1,829,802	2,168,126	18.49
CHINA	1,830,679	2,430,730	32.78	945,557	1,312,226	38.78
THAILAND	6,231,112	7,389,418	18.59	6,870,492	5,562,964	-19.03
SINGAPORE	554,742	699,407	26.08	1,245,510	1,498,946	20.35
PHILIPPINES	315,296	35,885	-88.62	210,502	30,940	-85.30
MALAYSIA	440,497	306,711	-30.37	892,649	317,786	-64.40
VIET NAM	3,213,937	2,237,607	-30.38	3,220,204	2,892,844	-10.17
SRI LANKA	70,304	62,032	-11.77	104,684	57,484	-45.09
IRAN (ISLAMIC REPUBLIC OF)	0	190,322	-	0	216,073	-
ISRAEL	141,724	155,329	9.60	214,031	190,305	-11.09
KUWAIT	950	1,799	89.37	9,720	6,610	-32.00
JORDAN	513	700	36.45	5,850	8,190	40.00
LEBANON	7,256	12,981	78.90	22,926	36,708	60.12
OMAN	52,000	0	-100.00	57,450	0	-100.00
UNITED ARAB EMIRATES	27,041	38,956	44.06	74,001	140,377	89.70
EGYPT	273,349	790,000	189.01	235,802	655,774	178.10
LIBYAN ARAB JAMAHIRIYA	0	315,000	-	0	1,248,930	-
TUNISIA	0	210,125	-	0	216,575	-
REUNION	12,000	0	-100.00	54,960	0	-100.00
SOUTH AFRICA	208,000	7	-100.00	300,040	10	-100.00
MAURITIUS	68,256	12,025	-82.38	184,787	15,031	-91.87
AUSTRALIA	70,011	60,686	-13.32	218,249	120,068	-44.99
NEW ZEALAND	27,000	50,943	88.68	97,000	86,028	-11.31
EAST TIMOR	0	3,588	-	0	6,341	-
UNITED STATES	2,059,794	2,157,958	4.77	9,367,823	9,108,531	-2.77
CANADA	66,949	15,449	-76.92	536,288	33,300	-93.79
MEXICO	106,338	0	-100.00	757,088	0	-100.00
PANAMA	0	28,000	-	0	20,200	-
PERU	0	51,405	-	0	75,016	-
PUERTO RICO	0	14,257	-	0	77,421	-
DOMINICAN REPUBLIC	0	22,803	-	0	25,083	-
UNITED KINGDOM	12,377	1,311	-89.41	43,273	8,452	-80.47
NETHERLANDS	214,675	43,848	-79.57	140,718	74,207	-47.27
FRANCE	8,971	8,857	-1.27	26,131	30,011	14.85
GERMANY, FED. REP. OF	34,859	20,000	-42.63	263,065	30,000	-88.60
AUSTRIA	11,691	24,220	107.17	11,691	24,220	107.17
BELGIUM	93,887	71,519	-23.82	257,964	335,045	29.88
SWITZERLAND	0	1,210	-	0	5,738	-
FINLAND	16,080	15,119	-5.98	207,774	44,460	-78.60
ITALY	197,530	19,999	-89.88	338,038	27,000	-92.01
GREECE	21,960	0	-100.00	42,608	0	-100.00
UKRAINE	5,199	318	-93.88	12,340	1,620	-86.87
RUSSIA FEDERATION	85,312	91,390	7.12	143,465	232,980	62.40
-UBUR-UBUR	4,531,106	1,973,135	-56.45	8,191,421	3,746,621	-54.26
JAPAN	1,103,998	616,447	-44.16	2,826,705	1,254,806	-55.61
HONG KONG	96,810	70,345	-27.34	279,747	227,700	-18.61
KOREA, REPUBLIC OF	382,870	337,797	-11.77	739,637	570,902	-22.81
TAIWAN	264,288	338,268	27.99	433,525	505,524	16.61

TABEL 5. PERKEMBANGAN EKSPOR INDONESIA MENURUT KOMODITI DAN NEGARA TUJUAN

JENIS BARANG	BERAT BERSIH (KG)		PERUB	NILAI FOB (US \$)		PERUB
	JAN-MEI 2008	JAN-MEI 2009	%	JAN-MEI 2008	JAN-MEI 2009	%
(1)	(2)	(3)	(4)	(5)	(6)	(7)
CHINA	118,013	51,041	-56.75	37,311	77,153	106.78
MACAU	322	0	-100.00	895	0	-100.00
THAILAND	44,928	575	-98.72	34,671	2,158	-93.78
SINGAPORE	73,897	11,694	-84.18	55,585	31,109	-44.03
MALAYSIA	151,016	39,530	-73.82	113,962	38,355	-66.34
VIET NAM	663,113	100,220	-84.89	420,924	127,434	-69.73
IRAN (ISLAMIC REPUBLIC OF)	369	9	-97.56	1,292	90	-93.03
ISRAEL	6,559	568	-91.34	24,325	330	-98.64
KUWAIT	1,376	0	-100.00	1,713	0	-100.00
JORDAN	1,324	0	-100.00	2,929	0	-100.00
LEBANON	133	0	-100.00	659	0	-100.00
SYRIA ARAB REPUBLIC	182	0	-100.00	1,014	0	-100.00
TURKEY	2,935	0	-100.00	4,502	0	-100.00
UNITED ARAB EMIRATES	1,285	792	-38.37	1,260	1,445	14.68
CYPRUS	38	0	-100.00	378	0	-100.00
SOUTH AFRICA	52,483	59,661	13.68	150,748	199,853	32.57
MAURITIUS	129	120	-6.98	775	602	-22.32
AUSTRALIA	5,049	3,749	-25.75	18,726	14,592	-22.08
NEW ZEALAND	189	180	-4.76	464	283	-39.01
UNITED STATES	845,839	99,722	-88.21	1,856,714	226,489	-87.80
CANADA	157,428	140,295	-10.88	345,552	346,419	0.25
VENEZUELA	115	0	-100.00	134	0	-100.00
ARGENTINA	665	43	-93.53	1,600	400	-75.00
BRAZIL	2,528	0	-100.00	1,539	0	-100.00
PERU	314	0	-100.00	722	0	-100.00
DOMINICA	68	0	-100.00	879	0	-100.00
UNITED KINGDOM	84,999	14,442	-83.01	113,882	8,523	-92.52
NETHERLANDS	55,062	9,746	-82.30	101,579	8,827	-91.31
FRANCE	179,147	20,360	-88.64	283,710	14,064	-95.04
GERMANY, FED. REP. OF	88,549	20,855	-76.45	104,747	19,349	-81.53
AUSTRIA	4,243	716	-83.13	9,684	2,257	-76.69
BELGIUM	33,368	24,599	-26.28	76,050	49,346	-35.11
SWITZERLAND	2,106	218	-89.65	2,667	632	-76.30
DENMARK	6,607	99	-98.50	4,047	239	-94.09
NORWAY	781	0	-100.00	1,132	0	-100.00
SWEDEN	5,170	249	-95.18	6,466	432	-93.32
FINLAND	0	31	-	0	84	-
ITALY	52,353	7,293	-86.07	77,179	14,512	-81.20
SPAIN	5,790	0	-100.00	4,945	0	-100.00
PORTUGAL	2,927	0	-100.00	3,036	0	-100.00
GREECE	2,576	610	-76.32	5,744	600	-89.55
HUNGARY	3,498	0	-100.00	5,892	0	-100.00
POLAND	2,452	807	-67.09	3,056	762	-75.07
ROMANIA	410	0	-100.00	856	0	-100.00
UKRAINE	734	0	-100.00	967	0	-100.00
LITHUANIA	2,046	0	-100.00	2,858	0	-100.00
ESTONIA	619	0	-100.00	768	0	-100.00
CROATIA	108	0	-100.00	1,335	0	-100.00
MALTA	27	0	-100.00	194	0	-100.00
CZECH REPUBLIC	2,197	1,320	-39.92	5,476	920	-83.20
RUSSIA FEDERATION	17,074	734	-95.70	16,264	430	-97.36
-KEPITING, KERANG-KERANGAI	24,133,824	18,593,173	-22.96	76,248,724	51,861,803	-31.98
JAPAN	581,706	493,692	-15.13	1,907,463	1,987,049	4.17
HONG KONG	1,935,294	681,448	-64.79	5,667,923	1,846,329	-67.42
KOREA, REPUBLIC OF	1,527,316	914,629	-40.12	3,584,414	2,766,968	-22.81
TAIWAN	964,231	2,107,620	118.58	1,151,750	3,680,798	219.58
CHINA	1,256,754	3,179,320	152.98	1,472,071	2,247,835	52.70
MACAU	4,123	7,488	81.62	4,121	7,792	89.08
THAILAND	356,861	473,074	32.57	655,798	323,807	-50.62
SINGAPORE	1,273,649	1,140,829	-10.43	3,012,427	3,102,135	2.98
PHILIPPINES	1,102	6,631	501.72	31,737	29,898	-5.79
MALAYSIA	2,159,024	1,309,194	-39.36	4,666,664	1,669,263	-64.23
VIET NAM	5,623,965	1,053,159	-81.27	4,100,073	808,639	-80.28
INDIA	511,187	104,341	-79.59	1,020,805	101,158	-90.09
SRI LANKA	0	76,000	-	0	8,000	-
LEBANON	0	20,007	-	0	64,724	-
TURKEY	19,980	77,914	289.96	29,970	145,016	383.87
UNITED ARAB EMIRATES	12	0	-100.00	10	0	-100.00
CYPRUS	35,244	128,093	263.45	71,654	352,175	391.49
EGYPT	51,179	51,465	0.56	51,573	78,838	52.87
GAMBIA	31,680	0	-100.00	30,096	0	-100.00
SOUTH AFRICA	7,105	9,083	27.84	19,600	12,070	-38.42
MAURITIUS	38,109	120,332	215.76	96,534	255,458	164.63
AUSTRALIA	102,546	166,848	62.71	727,193	612,365	-15.79
NEW ZEALAND	45	0	-100.00	222	0	-100.00
UNITED STATES	3,222,022	2,720,365	-15.57	35,570,740	21,513,196	-39.52
CANADA	159,448	132,269	-17.05	960,345	415,255	-56.76

TABEL 5. PERKEMBANGAN EKSPOR INDONESIA MENURUT KOMODITI DAN NEGARA TUJUAN

JENIS BARANG	BERAT BERSIH (KG)		PERUB %	NILAI FOB (US \$)		PERUB %
	JAN-MEI 2008	JAN-MEI 2009		JAN-MEI 2008	JAN-MEI 2009	
(1)	(2)	(3)	(4)	(5)	(6)	(7)
MEXICO	144,042	207,701	44.19	321,250	384,354	19.64
PANAMA	40,011	60,217	50.50	114,135	206,174	80.64
URUGUAY	0	27,976	-	0	12,589	-
PUERTO RICO	93,977	392,035	317.16	316,282	1,385,769	338.14
DOMINICAN REPUBLIC	7,715	0	-100.00	47,978	0	-100.00
MARTINIQUE	10,431	0	-100.00	24,248	0	-100.00
UNITED KINGDOM	22,291	16,471	-26.11	242,553	153,100	-36.88
NETHERLANDS	128,678	56,480	-56.11	824,854	387,213	-53.06
FRANCE	48,434	19,421	-59.90	69,384	40,511	-41.61
GERMANY, FED. REP. OF	18,011	63,472	252.41	47,151	166,520	253.16
AUSTRIA	175	0	-100.00	300	0	-100.00
BELGIUM	27,397	60,578	121.11	87,406	227,741	160.56
SWITZERLAND	935	4,796	412.94	895	12,829	1,333.41
DENMARK	15	0	-100.00	15	0	-100.00
SWEDEN	43	0	-100.00	250	0	-100.00
ITALY	2,884,119	2,350,529	-18.50	7,018,924	5,934,159	-15.45
SPAIN	322,353	48,110	-85.08	883,707	109,970	-87.56
PORTUGAL	250,145	210,573	-15.82	705,516	486,599	-31.03
GREECE	226,704	0	-100.00	585,551	0	-100.00
ALBANIA	0	15,680	-	0	66,055	-
CROATIA	18,278	52,564	187.58	53,491	170,040	217.89
MALTA	9,602	32,769	241.27	23,775	89,412	276.08
RUSSIA FEDERATION	17,886	0	-100.00	47,876	0	-100.00
-BEKICOT	1,450,902	1,149,532	-20.77	3,864,694	3,041,479	-21.30
HONG KONG	345,035	311,124	-9.83	1,834,272	1,573,875	-14.20
KOREA, REPUBLIC OF	8,699	24,810	185.21	23,523	67,780	188.14
TAIWAN	644,120	499,080	-22.52	814,878	584,877	-28.23
CHINA	1,530	3,500	128.76	6,120	3,500	-42.81
MACAU	3,160	1,140	-63.92	3,160	1,140	-63.92
SINGAPORE	33,486	75,406	125.19	88,614	185,578	109.42
MALAYSIA	13,979	33,609	140.42	7,372	22,525	205.55
SOUTH AFRICA	110,033	54,932	-50.08	296,928	165,850	-44.14
AUSTRALIA	0	42	-	0	127	-
UNITED STATES	19,268	14,225	-26.17	56,381	44,677	-20.76
CANADA	167,031	84,666	-49.31	368,192	230,700	-37.34
MEXICO	9,569	0	-100.00	24,700	0	-100.00
FRANCE	70,994	46,998	-33.80	253,854	160,850	-36.64
BELGIUM	23,998	0	-100.00	86,700	0	-100.00
-IKAN LAINNYA	80,401,928	116,988,685	45.50	118,040,399	131,425,768	11.34
JAPAN	6,156,594	7,152,835	16.18	18,706,517	19,268,556	3.00
HONG KONG	5,182,486	4,785,247	-7.67	15,631,897	19,071,305	22.00
KOREA, REPUBLIC OF	3,115,120	4,051,395	30.06	4,629,162	6,189,033	33.70
TAIWAN	5,470,121	3,523,909	-35.58	4,413,684	5,491,974	24.43
CHINA	6,615,959	41,865,297	532.79	6,091,349	16,036,886	163.27
MACAU	2,740	1,762	-35.69	7,904	3,023	-61.75
THAILAND	9,296,460	11,841,617	27.38	9,463,435	7,116,396	-24.80
SINGAPORE	12,720,293	11,843,058	-6.90	16,552,415	16,777,364	1.36
PHILIPPINES	1,912,161	611,529	-68.02	934,172	1,038,081	11.12
MALAYSIA	14,152,819	13,850,123	-2.14	12,856,042	13,464,258	4.73
CAMBODIA	0	461	-	0	3,132	-
BRUNEI DARUSSALAM	135	15,408	11,313.33	6,330	38,531	508.70
VIET NAM	6,721,837	8,384,286	24.73	5,728,500	6,525,186	13.91
INDIA	28,117	0	-100.00	45,233	0	-100.00
PAKISTAN	8	286	3,475.00	15	1,266	8,340.00
BANGLADESH	0	15,610	-	0	4,671	-
SRI LANKA	127,300	145,122	14.00	194,821	346,950	78.09
IRAN (ISLAMIC REPUBLIC OF)	2,729	147,379	5,300.48	135,811	154,942	14.09
SAUDI ARABIA	228,532	123,122	-46.12	407,792	93,246	-77.13
ISRAEL	276,635	244,151	-11.74	662,834	584,657	-11.79
KUWAIT	1,429	1,301	-8.96	4,553	6,959	52.84
JORDAN	1,989	3,195	60.63	6,814	8,613	26.40
LEBANON	92,733	1,432	-98.46	85,277	781	-99.08
SYRIA ARAB REPUBLIC	5,349	8,073	50.93	8,895	15,151	70.33
TURKEY	29	266	817.24	400	2,483	520.75
UNITED ARAB EMIRATES	265,702	71,227	-73.19	495,402	153,576	-69.00
QATAR	1,510	112	-92.58	21,322	1,529	-92.83
BAHRAIN	193	45	-76.68	835	457	-45.27
CYPRUS	842	584	-30.64	6,093	1,516	-75.12
EGYPT	271,042	909,476	235.55	215,694	676,669	213.72
MOROCCO	108	160	48.15	445	320	-28.09
TUNISIA	0	482,392	-	0	510,766	-
ALGERIA	51,270	72,726	41.85	86,481	86,065	-0.48
NAMIBIA	0	147,268	-	0	155,318	-
KENYA	0	40	-	0	683	-
REUNION	24,000	12,000	-50.00	118,200	48,000	-59.39
MOZAMBIQUE	243,058	379,399	56.09	303,833	480,372	58.10

TABEL 5. PERKEMBANGAN EKSPOR INDONESIA MENURUT KOMODITI DAN NEGARA TUJUAN

JENIS BARANG	BERAT BERSIH (KG)		PERUB	NILAI FOB (US \$)		PERUB
	JAN-MEI 2008	JAN-MEI 2009	%	JAN-MEI 2008	JAN-MEI 2009	%
	(1)	(2)	(3)	(4)	(5)	(6)
TOGO	31,310	0	-100.00	36,764	0	-100.00
GHANA	982,000	172,500	-82.43	870,064	176,600	-79.70
ANGOLA	0	138,098	-	0	141,000	-
SIERRA LEONE	0	21,000	-	0	19,000	-
BENIN	15,500	0	-100.00	18,200	0	-100.00
SOUTH AFRICA	24,392	7,990	-67.24	41,168	12,795	-68.92
MAURITIUS	219,180	284,393	29.75	273,254	451,083	65.08
AUSTRALIA	655,718	645,829	-1.51	1,885,277	1,405,178	-25.47
NEW ZEALAND	37,472	41,979	12.03	47,944	88,040	83.63
GUAM	0	17,999	-	0	41,130	-
NEW CALEDONIA	14,290	0	-100.00	15,147	0	-100.00
AMERICAN SAMOA	37,290	174,579	368.17	41,565	160,778	286.81
FIJI	35,034	71,283	103.47	37,345	72,802	94.94
SAMOA	334,743	259,610	-22.44	358,823	257,566	-28.22
TONGA	37,190	0	-100.00	40,652	0	-100.00
UNITED STATES	2,392,067	1,763,382	-26.28	8,920,430	6,111,566	-31.49
CANADA	37,728	57,118	51.39	190,728	252,059	32.16
MEXICO	270,644	350,790	29.61	1,120,722	1,830,096	63.30
GUATEMALA	0	32,290	-	0	48,222	-
PANAMA	115,843	189,669	63.73	157,826	245,671	55.66
SURINAME	0	24,080	-	0	6,598	-
VENEZUELA	424	152	-64.15	2,232	719	-67.79
ARGENTINA	381	1,010	165.09	5,120	4,136	-19.22
BRAZIL	2,569	295	-88.52	2,150	198	-90.79
URUGUAY	0	81,726	-	0	79,092	-
PARAGUAY	300	0	-100.00	2,233	0	-100.00
PERU	289	25,522	8,731.14	1,023	33,966	3,220.23
TRINIDAD AND TOBAGO	0	81,000	-	0	92,100	-
PUERTO RICO	230,284	151,593	-34.17	1,185,738	755,913	-36.25
DOMINICAN REPUBLIC	112,341	134,116	19.38	459,781	355,760	-22.62
FRENCH POLYNESIA	87,607	84,000	-4.12	73,343	57,120	-22.12
MARTINIQUE	8,838	0	-100.00	20,546	0	-100.00
GAUDELOUPE	17,999	0	-100.00	50,000	0	-100.00
UNITED KINGDOM	186,769	220,112	17.85	441,509	512,900	16.17
NETHERLANDS	185,445	328,121	76.94	285,835	675,443	136.31
FRANCE	177,339	196,073	10.56	375,003	475,130	26.70
GERMANY, FED. REP. OF	58,113	86,620	49.05	286,259	742,673	159.44
AUSTRIA	2,355	17,355	636.94	12,200	57,265	369.39
BELGIUM	254,494	135,263	-46.85	914,528	362,763	-60.33
SWITZERLAND	3,397	9,544	180.95	21,376	63,503	197.08
DENMARK	30,976	12,834	-58.57	41,442	32,081	-22.59
NORWAY	2,593	3,729	43.81	5,292	4,337	-18.05
SWEDEN	6,565	5,246	-20.09	65,847	61,247	-6.99
FINLAND	0	88	-	0	166	-
IRELAND	561	505	-9.98	1,804	1,280	-29.05
ITALY	170,496	174,741	2.49	578,649	520,141	-10.11
SPAIN	88,165	16,142	-81.69	218,722	62,184	-71.57
PORTUGAL	4,975	2,077	-58.25	16,343	5,261	-67.81
GREECE	35,783	17,549	-50.96	91,365	32,913	-63.98
DEMOCRATIC REPUBLIC OF THE	284,723	62,000	-78.22	305,144	78,000	-74.44
HUNGARY	4,439	1,705	-61.59	8,303	4,042	-51.32
POLAND	15,473	14,457	-6.57	88,360	98,530	11.51
ROMANIA	0	2,591	-	0	1,910	-
YUGOSLAVIA	0	301	-	0	166	-
UKRAINE	1,532	26,923	1,657.38	1,818	6,551	260.34
LITHUANIA	259	382	47.49	893	647	-27.55
ESTONIA	36,966	0	-100.00	194,713	0	-100.00
GEORGIA	387	0	-100.00	339	0	-100.00
CROATIA	79	0	-100.00	1,451	0	-100.00
MALTA	20,801	380	-98.17	50,528	1,596	-96.84
SLOVAKIA	0	770	-	0	4,540	-
SLOVENIA	250	0	-100.00	3,345	0	-100.00
CZECH REPUBLIC	8,039	9,912	23.30	63,858	79,407	24.35
RUSSIA FEDERATION	150,221	138,969	-7.49	285,241	483,189	69.40
-BIJI BUNGA	35,586	15,687	-55.92	1,230,038	1,013,042	-17.64
SINGAPORE	183	38	-79.23	365,058	101,076	-72.31
MALAYSIA	0	2,664	-	0	1,714	-
INDIA	34,840	12,640	-63.72	27,872	10,112	-63.72
UNITED KINGDOM	64	45	-29.69	164,759	181,379	10.09
NETHERLANDS	235	245	4.26	594,476	661,677	11.30
FRANCE	252	45	-82.14	16,804	12,400	-26.21
DENMARK	12	10	-16.67	61,069	44,684	-26.83
-BIJI KAPAS	631,780	416,420	-34.09	164,707	94,762	-42.47
JAPAN	385,000	100,000	-74.03	92,875	14,410	-84.48
TAIWAN	246,780	316,420	28.22	71,832	80,352	11.86

TABEL 5. PERKEMBANGAN EKSPOR INDONESIA MENURUT KOMODITI DAN NEGARA TUJUAN

JENIS BARANG	BERAT BERSIH (KG)		PERUB	NILAI FOB (US \$)		PERUB
	JAN-MEI 2008	JAN-MEI 2009	%	JAN-MEI 2008	JAN-MEI 2009	%
(1)	(2)	(3)	(4)	(5)	(6)	(7)
-BIJI LAINNYA	27,549,679	41,547,926	50.81	7,892,312	5,594,316	-29.12
JAPAN	15,074,603	9,218,805	-38.85	1,620,654	442,080	-72.72
HONG KONG	871,957	386,961	-55.62	1,035,928	449,693	-56.59
KOREA, REPUBLIC OF	363,334	110,463	-69.60	208,747	95,512	-54.25
TAIWAN	166,199	28,865	-82.63	178,539	26,786	-85.00
CHINA	857,013	705,827	-17.64	1,165,151	888,330	-23.76
THAILAND	829,224	2,302,284	177.64	712,104	511,507	-28.17
SINGAPORE	293,722	255,669	-12.96	267,495	230,518	-13.82
PHILIPPINES	187,771	78,799	-58.03	231,392	102,190	-55.84
MALAYSIA	1,310,514	550,744	-57.97	1,381,591	594,169	-56.99
BRUNEI DARUSSALAM	9,071	4,479	-50.62	15,906	11,919	-25.07
VIET NAM	174,068	1,281	-99.26	266,916	119,472	-55.24
INDIA	255,925	37,788	-85.23	225,413	261,739	16.12
PAKISTAN	21,362	867	-95.94	28,042	1,363	-95.14
SAUDI ARABIA	0	1,530	-	0	1,877	-
JORDAN	125	0	-100.00	2,855	0	-100.00
UNITED ARAB EMIRATES	6,057	0	-100.00	32,465	0	-100.00
CAMEROON	208	1,641	688.94	66,825	42,337	-36.64
NIGERIA	0	279	-	0	67,500	-
COTE D'IVOIRE	0	360	-	0	93,750	-
AUSTRALIA	21,252	31,509	48.26	50,042	73,292	46.46
EAST TIMOR	0	43,732	-	0	35,802	-
UNITED STATES	52,124	18,450	-64.60	83,229	2,768	-96.67
COLOMBIA	0	2,400	-	0	240,000	-
UNITED KINGDOM	0	7,200	-	0	20,757	-
NETHERLANDS	27,828	2,934	-89.46	59,515	9,145	-84.63
FRANCE	0	490	-	0	354	-
GERMANY, FED. REP. OF	0	1	-	0	4	-
ITALY	7,027,322	27,754,478	294.95	259,503	1,248,952	381.29
DEMOCRATIC REPUBLIC OF THE	0	90	-	0	22,500	-
BULU BEBEK	22,050	64,936	194.49	24,691	48,504	96.44
KOREA, REPUBLIC OF	550	0	-100.00	5,665	0	-100.00
TAIWAN	21,500	64,936	202.03	19,026	48,504	154.94
DAMAR DAN GETAH DAMAR	13,761,733	15,950,755	15.91	10,290,237	13,333,875	29.58
JAPAN	372,240	92,400	-75.18	274,320	77,520	-71.74
KOREA, REPUBLIC OF	1,113,599	730,600	-34.39	818,916	589,440	-28.02
TAIWAN	1,324,894	1,151,689	-13.07	987,360	925,532	-6.26
CHINA	96,000	480,000	400.00	71,040	422,400	494.59
THAILAND	211,200	115,200	-45.45	157,440	92,160	-41.46
SINGAPORE	22,000	9,862	-55.17	16,610	23,370	40.70
PHILIPPINES	38,400	134,400	250.00	26,976	109,440	305.69
MALAYSIA	76,800	73,400	-4.43	59,520	62,927	5.72
INDIA	3,125,396	5,055,302	61.75	2,282,865	4,190,863	83.58
PAKISTAN	1,228,800	2,340,320	90.46	915,225	1,870,560	104.38
BANGLADESH	153,600	768,000	400.00	114,432	622,080	443.62
JORDAN	19,200	64,000	233.33	14,400	60,130	317.57
SYRIA ARAB REPUBLIC	48,000	0	-100.00	45,125	0	-100.00
TURKEY	115,200	211,200	83.33	86,976	170,880	96.47
UNITED ARAB EMIRATES	19,218	20,782	8.14	14,798	19,120	29.21
MOROCCO	40,363	0	-100.00	34,511	0	-100.00
NIGERIA	19,200	115,200	500.00	13,440	92,160	585.71
SOUTH AFRICA	57,600	0	-100.00	44,928	0	-100.00
AUSTRALIA	16,000	0	-100.00	23,179	0	-100.00
NEW ZEALAND	19,200	38,400	100.00	14,400	30,720	113.33
UNITED STATES	24,000	0	-100.00	28,200	0	-100.00
MEXICO	0	40,000	-	0	47,000	-
COLOMBIA	115,200	38,400	-66.67	83,520	30,720	-63.22
ECUADOR	38,400	38,400	0.00	29,376	30,720	4.58
NETHERLANDS	1,190,400	919,200	-22.78	890,400	856,704	-3.78
FRANCE	499,199	192,000	-61.54	363,360	153,600	-57.73
GERMANY, FED. REP. OF	1,742,399	1,725,600	-0.96	1,376,712	1,566,141	13.76
BELGIUM	192,000	365,600	90.42	134,400	303,480	125.80
FINLAND	288,000	115,200	-60.00	211,200	92,160	-56.36
ITALY	230,400	750,800	225.87	172,800	599,040	246.67
SPAIN	76,825	307,200	299.87	54,720	247,680	352.63
PORTUGAL	979,200	0	-100.00	727,968	0	-100.00
POLAND	192,000	38,400	-80.00	141,696	30,720	-78.32
ROMANIA	19,200	19,200	0.00	14,976	16,608	10.90
LATVIA	19,200	0	-100.00	13,536	0	-100.00
RUSSIA FEDERATION	38,400	0	-100.00	30,912	0	-100.00
KOPAL DAN LAIN-LAIN	12,907,478	11,472,973	-11.11	10,770,785	8,098,146	-24.81
JAPAN	200,597	196,000	-2.29	326,561	362,423	10.98
HONG KONG	480	58,975	12,186.46	480	79,424	16,446.67
KOREA, REPUBLIC OF	42,628	37,000	-13.20	104,119	88,681	-14.83
TAIWAN	81,307	101,837	25.25	145,974	140,336	-3.86

TABEL 5. PERKEMBANGAN EKSPOR INDONESIA MENURUT KOMODITI DAN NEGARA TUJUAN

JENIS BARANG	BERAT BERSIH (KG)		PERUB %	NILAI FOB (US \$)		PERUB %
	JAN-MEI 2008	JAN-MEI 2009		JAN-MEI 2008	JAN-MEI 2009	
(1)	(2)	(3)	(4)	(5)	(6)	(7)
CHINA	245,200	250,108	2.00	420,195	702,417	67.16
THAILAND	60,271	81,207	34.74	148,388	153,055	3.15
SINGAPORE	996,413	617,259	-38.05	1,618,842	1,037,570	-35.91
PHILIPPINES	15,000	35,084	133.89	30,250	49,830	64.73
MALAYSIA	191,530	248,574	29.78	309,060	351,314	13.67
NEPAL	0	36,000	-	0	5,200	-
VIET NAM	93,006	162,184	74.38	208,361	184,883	-11.27
INDIA	5,906,633	6,190,809	4.81	3,184,236	2,628,530	-17.45
PAKISTAN	528,351	762,309	44.28	357,047	440,299	23.32
BANGLADESH	1,518,384	1,105,700	-27.18	454,106	385,372	-15.14
SRI LANKA	226,808	338,896	49.42	73,602	101,768	38.27
SAUDI ARABIA	272,277	312,862	14.91	176,991	188,726	6.63
ISRAEL	0	15,000	-	0	17,921	-
JORDAN	2,264	0	-100.00	2,479	0	-100.00
YEMEN	43,691	19,979	-54.27	39,700	14,484	-63.52
OMAN	2,243	0	-100.00	1,740	0	-100.00
SYRIA ARAB REPUBLIC	32,000	33,279	4.00	19,520	45,136	131.23
TURKEY	19,200	0	-100.00	14,400	0	-100.00
UNITED ARAB EMIRATES	652,982	254,739	-60.99	451,002	214,327	-52.48
BAHRAIN	0	200	-	0	10,000	-
EGYPT	253,201	91,600	-63.82	523,588	165,760	-68.34
LIBYAN ARAB JAMAHIRIYA	73,959	20,000	-72.96	106,619	14,100	-86.78
TUNISIA	35,340	21,000	-40.58	25,456	8,925	-64.94
SUDAN	29,000	78,999	172.41	23,200	45,870	97.72
SOMALIA	18,990	0	-100.00	9,495	0	-100.00
NIGER	21,000	20,800	-0.95	14,910	14,560	-2.35
AUSTRALIA	169	0	-100.00	57	0	-100.00
NEW ZEALAND	563	0	-100.00	2,809	0	-100.00
NEW CALEDONIA	0	29	-	0	24	-
VANUATU	0	166	-	0	232	-
UNITED STATES	60,058	15,043	-74.95	111,988	11,930	-89.35
CANADA	0	18	-	0	23	-
MEXICO	1,043	59	-94.34	3,609	810	-77.56
SURINAME	1,662	0	-100.00	6,500	0	-100.00
ARGENTINA	29	0	-100.00	171	0	-100.00
FRENCH POLYNESIA	0	1,381	-	0	1,188	-
UNITED KINGDOM	16,004	31,400	96.20	39,027	96,984	148.50
NETHERLANDS	60	16,217	26,928.33	296	20,080	6,683.78
FRANCE	52,702	8,781	-83.34	207,441	16,609	-91.99
GERMANY, FED. REP. OF	971,459	239,678	-75.33	775,905	200,076	-74.21
BELGIUM	61,200	5,116	-91.64	181,577	5,228	-97.12
SWEDEN	0	427	-	0	692	-
ITALY	122,288	60,617	-50.43	605,984	287,939	-52.48
SPAIN	1,815	3,641	100.61	3,088	5,420	75.52
POLAND	15,716	0	-100.00	10,266	0	-100.00
BULGARIA	1,555	0	-100.00	1,986	0	-100.00
RUSSIA FEDERATION	38,400	0	-100.00	29,760	0	-100.00
SAYUR-SAYURAN	34,580,648	26,447,997	-23.52	15,232,866	13,779,274	-9.54
JAPAN	1,188,794	1,622,893	36.52	1,289,956	2,306,388	78.80
HONG KONG	256,145	254,283	-0.73	83,879	87,991	4.90
KOREA, REPUBLIC OF	30,728	302,210	883.50	77,328	984,007	1,172.51
TAIWAN	491,070	1,987,235	304.67	242,027	326,980	35.10
CHINA	764,716	136,141	-82.20	158,587	51,314	-67.64
THAILAND	575,868	504,028	-12.48	448,737	520,481	15.99
SINGAPORE	8,877,585	8,418,217	-5.17	3,596,118	4,055,047	12.76
PHILIPPINES	8,621,721	2,746,598	-68.14	2,653,784	1,049,699	-60.45
MALAYSIA	9,771,929	9,405,302	-3.75	3,525,832	3,082,717	-12.57
BRUNEI DARUSSALAM	22,880	31,866	39.27	56,155	97,066	72.85
VIET NAM	2,792,230	0	-100.00	1,727,172	0	-100.00
INDIA	296,460	185	-99.94	204,760	20,210	-90.13
PAKISTAN	20,000	0	-100.00	6,290	0	-100.00
SAUDI ARABIA	97,221	35,225	-63.77	93,393	18,404	-80.29
KUWAIT	14,232	0	-100.00	21,155	0	-100.00
OMAN	750	0	-100.00	450	0	-100.00
UNITED ARAB EMIRATES	38,313	14,815	-61.33	48,836	24,020	-50.81
QATAR	15,889	14,827	-6.68	25,486	25,135	-1.38
BAHRAIN	602	25,493	4,134.72	362	41,411	11,339.50
MADAGASCAR	0	751	-	0	1,143	-
NIGERIA	821	0	-100.00	156	0	-100.00
AUSTRALIA	20,565	2,043	-90.07	18,108	4,891	-72.99
EAST TIMOR	96,315	9,558	-90.08	96,445	6,161	-93.61
UNITED STATES	515,665	359,914	-30.20	784,166	508,534	-35.15
CANADA	20,011	0	-100.00	25,089	0	-100.00
UNITED KINGDOM	108	0	-100.00	45	0	-100.00
NETHERLANDS	15,232	82,395	440.93	25,420	97,662	284.19
FRANCE	0	518	-	0	518	-
SWEDEN	34,798	0	-100.00	23,130	0	-100.00

TABEL 5. PERKEMBANGAN EKSPOR INDONESIA MENURUT KOMODITI DAN NEGARA TUJUAN

JENIS BARANG	BERAT BERSIH (KG)		PERUB %	NILAI FOB (US \$)		PERUB %
	JAN-MEI 2008	JAN-MEI 2009		JAN-MEI 2008	JAN-MEI 2009	
(1)	(2)	(3)	(4)	(5)	(6)	(7)
RUSSIA FEDERATION	0	493,500	-	0	469,495	-
BUAH-BUAHAN	96,165,212	101,128,731	5.16	54,818,781	49,049,648	-10.52
JAPAN	100,075	3,593	-96.41	131,075	12,574	-90.41
HONG KONG	1,461,629	3,440,218	135.37	865,551	2,294,402	165.08
KOREA, REPUBLIC OF	85,751	94,296	9.96	135,654	39,658	-70.77
TAIWAN	110,516	15,573	-85.91	126,442	6,790	-94.63
CHINA	3,482,923	2,226,739	-36.07	1,789,804	1,232,653	-31.13
PAPUA NEW GUINEA	57	0	-100.00	190	0	-100.00
THAILAND	0	346	-	0	1,416	-
SINGAPORE	6,732,051	13,259,580	96.96	3,715,937	5,251,062	41.31
MALAYSIA	2,683,809	2,570,935	-4.21	911,220	814,712	-10.59
BRUNEI DARUSSALAM	16,917	4,205	-75.14	46,078	11,474	-75.10
NEPAL	7,031,007	6,161,036	-12.37	3,365,162	2,611,469	-22.40
VIET NAM	366,416	332,932	-9.14	280,700	219,379	-21.85
MALDIVES	27,600	0	-100.00	34,622	0	-100.00
INDIA	35,734,726	32,119,278	-10.12	19,543,948	14,978,634	-23.36
PAKISTAN	29,458,559	34,646,855	17.61	18,963,485	18,168,831	-4.19
BANGLADESH	6,670,599	5,327,210	-20.14	3,631,366	2,746,470	-24.37
SRI LANKA	0	18,000	-	0	10,800	-
IRAN (ISLAMIC REPUBLIC OF)	673,474	0	-100.00	312,736	0	-100.00
SAUDI ARABIA	384,247	132,978	-65.39	229,591	57,976	-74.75
KUWAIT	29,593	6,210	-79.02	20,178	6,412	-68.22
OMAN	15,393	9,577	-37.78	9,236	5,747	-37.78
TURKEY	0	15,266	-	0	4,756	-
UNITED ARAB EMIRATES	899,981	563,806	-37.35	458,131	319,574	-30.24
QATAR	34,930	17,945	-48.63	24,822	14,541	-41.42
BAHRAIN	31,511	2,035	-93.54	18,540	1,109	-94.02
AUSTRALIA	1,617	1,199	-25.85	3,600	3,268	-9.22
FIJI	0	163	-	0	575	-
EAST TIMOR	12,212	0	-100.00	13,369	0	-100.00
UNITED STATES	27,766	20,596	-25.82	22,164	37,461	69.02
CANADA	0	345	-	0	1,108	-
NETHERLANDS	28,221	108,085	282.99	65,208	167,758	157.27
FRANCE	32,677	16,631	-49.10	65,252	16,925	-74.06
GERMANY, FED. REP. OF	0	1,535	-	0	4,498	-
BELGIUM	0	9,850	-	0	5,910	-
SWITZERLAND	9,630	266	-97.24	3,370	266	-92.11
DENMARK	0	500	-	0	500	-
ITALY	900	948	5.33	450	940	108.89
RUSSIA FEDERATION	20,425	0	-100.00	30,900	0	-100.00
KULIT KERANG DAN LAIN-LAIN	2,968,919	2,057,537	-30.70	1,065,220	831,362	-21.95
JAPAN	269,047	258,794	-3.81	108,760	130,289	19.79
HONG KONG	42,671	18,171	-57.42	16,235	5,957	-63.31
KOREA, REPUBLIC OF	25,644	1,880	-92.67	43,687	1,880	-95.70
TAIWAN	449	0	-100.00	102	0	-100.00
CHINA	2,325,005	1,648,534	-29.10	603,748	557,254	-7.70
THAILAND	36,296	9,015	-75.16	52,441	43,250	-17.53
SINGAPORE	2,515	0	-100.00	24,456	0	-100.00
VIET NAM	184,167	92,132	-49.97	100,443	43,446	-56.75
INDIA	16,346	8,975	-45.09	2,492	3,019	21.15
AUSTRALIA	13,140	878	-93.32	5,898	576	-90.23
COOK ISLANDS	0	406	-	0	1,967	-
UNITED STATES	23	7,182	31,126.09	137	10,952	7,894.16
CANADA	950	1,249	31.47	220	558	153.64
MEXICO	126	0	-100.00	390	0	-100.00
BRAZIL	0	24	-	0	27	-
GUADELOUPE	0	135	-	0	236	-
UNITED KINGDOM	0	257	-	0	2,676	-
NETHERLANDS	25,000	0	-100.00	8,500	0	-100.00
GERMANY, FED. REP. OF	8,500	7,976	-6.16	4,250	5,315	25.06
ITALY	18,678	1,895	-89.85	91,921	23,913	-73.99
SPAIN	362	34	-90.61	1,540	47	-96.95
TANAMAN OBAT	3,464,670	4,700,228	35.66	3,728,372	4,644,050	24.56
JAPAN	31,797	13,690	-56.95	124,291	116,277	-6.45
HONG KONG	130,033	61,118	-53.00	118,583	35,045	-70.45
KOREA, REPUBLIC OF	16,982	83,996	394.62	53,171	89,735	68.77
TAIWAN	943,026	1,142,517	21.15	335,509	405,202	20.77
CHINA	215,056	378,394	75.95	80,371	156,804	95.10
MACAU	0	24	-	0	1,243	-
SINGAPORE	940,574	810,186	-13.86	920,551	738,786	-19.75
MALAYSIA	253,706	221,589	-12.66	126,586	84,331	-33.38
VIET NAM	74,915	67,244	-10.24	41,045	43,150	5.13
MALDIVES	200	0	-100.00	5,000	0	-100.00
INDIA	169,455	325,738	92.23	188,665	405,382	114.87
PAKISTAN	0	12,335	-	0	25,381	-

TABEL 5. PERKEMBANGAN EKSPOR INDONESIA MENURUT KOMODITI DAN NEGARA TUJUAN

JENIS BARANG	BERAT BERSIH (KG)		PERUB	NILAI FOB (US \$)		PERUB
	JAN-MEI 2008	JAN-MEI 2009	%	JAN-MEI 2008	JAN-MEI 2009	%
(1)	(2)	(3)	(4)	(5)	(6)	(7)
SAUDI ARABIA	243,198	465,869	91.56	504,228	1,175,663	133.16
KUWAIT	697	2,661	281.78	15,110	12,327	-18.42
JORDAN	894	90	-89.93	979	2,650	170.68
YEMEN	0	16,220	-	0	6,700	-
OMAN	13,421	0	-100.00	10,410	0	-100.00
TURKEY	1,105	0	-100.00	3,166	0	-100.00
UNITED ARAB EMIRATES	122,118	528,730	332.97	109,290	492,008	350.19
QATAR	4,321	618	-85.70	6,120	1,843	-69.89
EGYPT	0	19,000	-	0	2,800	-
LIBYAN ARAB JAMAHIRIYA	61,700	180,170	192.01	32,270	64,880	101.05
MOROCCO	4,072	0	-100.00	12,773	0	-100.00
TUNISIA	0	18,000	-	0	8,100	-
SUDAN	118,050	109,000	-7.67	35,976	31,410	-12.69
BENIN	0	55,500	-	0	11,100	-
AUSTRALIA	33	2,263	6,757.58	168	2,870	1,608.33
UNITED STATES	1,941	41,720	2,049.41	5,204	57,800	1,010.68
CANADA	1,670	100	-94.01	3,340	200	-94.01
COLOMBIA	66	0	-100.00	780	0	-100.00
DOMINICAN REPUBLIC	140	0	-100.00	98	0	-100.00
UNITED KINGDOM	2,230	0	-100.00	7,558	0	-100.00
NETHERLANDS	0	1,439	-	0	20,341	-
FRANCE	12,565	11,939	-4.98	663,883	235,781	-64.48
GERMANY, FED. REP. OF	59,407	119,760	101.59	121,302	362,669	198.98
BELGIUM	60	580	866.67	277	2,320	737.55
SWITZERLAND	100	0	-100.00	350	0	-100.00
YUGOSLAVIA	36	0	-100.00	298	0	-100.00
LATVIA	126	0	-100.00	5,256	0	-100.00
RUSSIA FEDERATION	40,976	9,738	-76.23	195,764	51,252	-73.82
-GANGGANG LAUT	36,544,409	34,095,844	-6.70	27,338,324	31,721,985	16.03
JAPAN	180,898	37,990	-79.00	1,027,146	71,257	-93.06
HONG KONG	3,207,709	357,889	-88.84	1,124,355	164,413	-85.38
KOREA, REPUBLIC OF	2,044,517	1,702,692	-16.72	1,717,890	1,582,016	-7.91
TAIWAN	166,436	172,615	3.71	37,804	69,780	84.58
CHINA	15,463,116	20,394,528	31.89	9,390,487	14,723,465	56.79
THAILAND	132,111	51,650	-60.90	158,397	29,185	-81.57
SINGAPORE	27,242	1,686	-93.81	1,248,278	41,989	-96.64
PHILIPPINES	4,550,741	2,100,335	-53.85	4,162,827	2,346,978	-43.62
MALAYSIA	590,827	226,435	-61.67	621,170	378,074	-39.14
VIET NAM	3,843,916	2,513,525	-34.61	1,185,112	1,435,128	21.10
INDIA	0	13,800	-	0	5,865	-
MOROCCO	0	25,000	-	0	11,500	-
TUNISIA	40,000	40,000	0.00	37,000	42,400	14.59
AUSTRALIA	77,747	21,000	-72.99	198,425	115,500	-41.79
UNITED STATES	963,217	1,243,600	29.11	810,105	1,579,805	95.01
CANADA	72,000	24,000	-66.67	28,800	9,600	-66.67
MEXICO	60,000	81,000	35.00	30,000	200,850	569.50
CHILE	359,977	586,732	62.99	798,380	1,120,718	40.37
VENEZUELA	0	40,000	-	0	28,000	-
ARGENTINA	239,500	200,000	-16.49	133,575	99,000	-25.88
BRAZIL	600,000	1,039,999	73.33	350,000	1,491,250	326.07
DOMINICAN REPUBLIC	20,000	0	-100.00	10,000	0	-100.00
UNITED KINGDOM	374,600	366,400	-2.19	1,459,524	2,335,140	59.99
NETHERLANDS	221	0	-100.00	700	0	-100.00
FRANCE	1,398,400	1,605,809	14.83	1,084,925	1,500,675	38.32
GERMANY, FED. REP. OF	157,005	63,002	-59.87	227,090	186,918	-17.69
BELGIUM	181,000	124,000	-31.49	318,350	489,800	53.86
DENMARK	911,780	147,700	-83.80	335,568	89,740	-73.26
ITALY	28,000	20,000	-28.57	106,718	223,867	109.77
SPAIN	790,254	831,277	5.19	413,402	846,362	104.73
POLAND	21,000	0	-100.00	126,000	0	-100.00
LITHUANIA	21,000	42,000	100.00	102,900	326,550	217.35
RUSSIA FEDERATION	21,195	21,180	-0.07	93,396	176,160	88.62
-LAINNYA	14,897,060	10,864,464	-27.07	1,040,528	756,643	-27.28
JAPAN	1,763	21,545	1,122.06	9,901	23,828	140.66
HONG KONG	59,490	53	-99.91	25,320	247	-99.02
KOREA, REPUBLIC OF	30,474	0	-100.00	8,021	0	-100.00
TAIWAN	1,159,421	743,564	-35.87	491,936	309,574	-37.07
CHINA	212,547	0	-100.00	32,981	0	-100.00
PAPUA NEW GUINEA	0	151	-	0	124	-
THAILAND	13,145,636	9,785,551	-25.56	263,937	208,283	-21.09
SINGAPORE	10,753	3,866	-64.05	25,417	2,645	-89.59
PHILIPPINES	0	1,528	-	0	2,252	-
MALAYSIA	184,936	99,147	-46.39	72,106	17,022	-76.39
MALDIVES	0	144	-	0	337	-
INDIA	0	12,778	-	0	25,057	-
SAUDI ARABIA	14,106	4,475	-68.28	8,804	1,180	-86.60

TABEL 5. PERKEMBANGAN EKSPOR INDONESIA MENURUT KOMODITI DAN NEGARA TUJUAN

JENIS BARANG	BERAT BERSIH (KG)		PERUB	NILAI FOB (US \$)		PERUB
	JAN-MEI 2008	JAN-MEI 2009	%	JAN-MEI 2008	JAN-MEI 2009	%
(1)	(2)	(3)	(4)	(5)	(6)	(7)
KUWAIT	66	0	-100.00	15	0	-100.00
LEBANON	0	4,374	-	0	1,000	-
UNITED ARAB EMIRATES	150	26	-82.67	5,850	74	-98.74
QATAR	1,400	11,287	706.21	1,200	4,900	308.33
CYPRUS	135	196	45.19	496	548	10.48
EGYPT	177	0	-100.00	1,576	0	-100.00
MOROCCO	0	1,596	-	0	1,322	-
TUNISIA	0	10,889	-	0	6,710	-
REUNION	2,902	559	-80.74	3,105	2,373	-23.57
SEYCHELLES	338	838	147.93	300	957	219.00
SOUTH AFRICA	65	775	1,092.31	27	714	2,544.44
MAURITIUS	274	0	-100.00	387	0	-100.00
AUSTRALIA	87	34,089	39,082.76	80	21,664	26,980.00
UNITED STATES	25,965	3,373	-87.01	45,982	2,923	-93.64
CANADA	202	1,864	822.77	333	6,071	1,723.12
NICARAGUA	0	658	-	0	1,340	-
CHILE	1	0	-100.00	1	0	-100.00
JAMAICA	0	1,768	-	0	2,340	-
FRENCH GUIANA	0	171	-	0	578	-
UNITED KINGDOM	117	2,347	1,905.98	468	8,892	1,800.00
NETHERLANDS	1,871	4,289	129.24	9,942	8,638	-13.12
FRANCE	6,665	8,603	29.08	7,082	18,651	163.36
GERMANY, FED. REP. OF	7,840	21,317	171.90	3,509	20,214	476.06
BELGIUM	351	5,252	1,396.30	730	4,833	562.05
SWITZERLAND	0	599	-	0	3,946	-
DENMARK	27	218	707.41	21	398	1,795.24
ITALY	5,677	11,081	95.19	7,704	13,367	73.51
SPAIN	608	15,177	2,396.22	768	16,988	2,111.98
GREECE	9,033	627	-93.06	5,040	2,479	-50.81
ANDORRA	69	0	-100.00	32	0	-100.00
HUNGARY	6,300	0	-100.00	5,100	0	-100.00
LITHUANIA	0	882	-	0	2,622	-
CROATIA	7,614	45,773	501.17	2,357	6,923	193.72
SLOVENIA	0	2,787	-	0	3,594	-
RUSSIA FEDERATION	0	247	-	0	1,035	-
-MUTIARA	574	1,410	145.64	5,970,076	6,140,201	2.85
JAPAN	287	461	60.63	3,063,050	2,172,824	-29.06
HONG KONG	26	750	2,784.62	310,332	2,224,717	616.88
THAILAND	3	0	-100.00	50	0	-100.00
SINGAPORE	0	1	-	0	1,322	-
MALAYSIA	2	0	-100.00	63,319	0	-100.00
INDIA	1	0	-100.00	2,000	0	-100.00
UNITED ARAB EMIRATES	0	1	-	0	9,520	-
AUSTRALIA	255	188	-26.27	2,531,325	1,692,039	-33.16
UNITED STATES	0	4	-	0	39,727	-
NETHERLANDS	0	5	-	0	52	-
-LAINNYA	120,957,518	116,477,564	-3.70	66,145,735	56,335,801	-14.83
JAPAN	5,554,401	9,614,800	73.10	4,896,719	5,702,766	16.46
HONG KONG	322,452	1,340,489	315.72	311,522	602,050	93.26
KOREA, REPUBLIC OF	15,062,792	1,047,662	-93.04	5,580,073	642,830	-88.48
TAIWAN	2,262,315	2,821,049	24.70	1,030,312	1,118,488	8.56
CHINA	15,213,599	1,547,287	-89.83	2,257,666	1,022,165	-54.72
MACAU	0	168	-	0	367	-
THAILAND	8,598,917	10,490,223	21.99	1,182,059	965,893	-18.29
SINGAPORE	13,770,434	11,090,835	-19.46	18,801,985	17,565,203	-6.58
PHILIPPINES	7,077,999	34,208,019	383.30	2,788,537	6,108,876	119.07
MALAYSIA	25,583,935	21,592,966	-15.60	13,208,795	5,746,840	-56.49
MYANMAR (FORM. BURMA)	180,000	70,000	-61.11	181,378	39,908	-78.00
BRUNEI DARUSSALAM	2,156	2,107	-2.27	13,108	4,374	-66.63
LAO PEOPLE'S DEMOCRATIC RE	20	0	-100.00	100	0	-100.00
VIET NAM	12,500,920	1,962,532	-84.30	4,032,837	2,504,581	-37.90
INDIA	478,987	1,728,029	260.77	742,088	2,488,682	235.36
PAKISTAN	8,797,901	10,882,697	23.70	1,194,622	1,678,097	40.47
SRI LANKA	26,399	248,712	842.13	39,965	296,456	641.79
IRAN (ISLAMIC REPUBLIC OF)	0	92	-	0	394	-
SAUDI ARABIA	18,949	56,527	198.31	70,812	219,776	210.37
ISRAEL	225	52,528	23,245.78	3,509	35,987	925.56
KUWAIT	51,573	86,072	66.89	12,587	31,202	147.89
JORDAN	20	5,620	28,000.00	10	11,283	112,730.00
LEBANON	145	0	-100.00	938	0	-100.00
YEMEN	0	3,700	-	0	3,250	-
OMAN	6,716	65	-99.03	6,683	588	-91.20
TURKEY	175	16,119	9,110.86	50	18,051	36,002.00
UNITED ARAB EMIRATES	105,219	60,363	-42.63	309,560	73,701	-76.19
QATAR	0	71	-	0	618	-
BAHRAIN	11	10	-9.09	5	10	100.00

TABEL 5. PERKEMBANGAN EKSPOR INDONESIA MENURUT KOMODITI DAN NEGARA TUJUAN

JENIS BARANG	BERAT BERSIH (KG)		PERUB %	NILAI FOB (US \$)		PERUB %
	JAN-MEI 2008	JAN-MEI 2009		JAN-MEI 2008	JAN-MEI 2009	
(1)	(2)	(3)	(4)	(5)	(6)	(7)
CYPRUS	13	0	-100.00	72	0	-100.00
EGYPT	1,979	208	-89.49	18,914	450	-97.62
MOROCCO	31,429	17,706	-43.66	44,403	31,516	-29.02
TUNISIA	51,000	34,000	-33.33	68,154	34,222	-49.79
TANZANIA, UNITED REPUBLIC O	0	30,000	-	0	18,167	-
KENYA	0	80	-	0	100	-
REUNION	26	106	307.69	30	175	483.33
MOZAMBIQUE	0	30,050	-	0	26,990	-
TOGO	0	105,000	-	0	77,700	-
GHANA	0	17,500	-	0	13,125	-
LIBERIA	0	161,998	-	0	107,368	-
GUINEA	0	105,000	-	0	77,175	-
NIGERIA	20,322	0	-100.00	36,000	0	-100.00
SENEGAL	0	20	-	0	500	-
SOUTH AFRICA	63	59	-6.35	9	733	8,044.44
MAURITIUS	0	9,000	-	0	1,580	-
AUSTRALIA	46,258	43,822	-5.27	367,647	273,448	-25.62
NEW ZEALAND	0	2,785	-	0	4,100	-
PALAU	207	0	-100.00	595	0	-100.00
NEW CALEDONIA	77	0	-100.00	370	0	-100.00
TONGA	37	0	-100.00	28	0	-100.00
EAST TIMOR	9	164,188	1,824,211.11	31	108,384	349,525.81
UNITED STATES	1,691,617	1,461,645	-13.59	2,708,122	2,390,381	-11.73
CANADA	21,117	146,269	592.66	74,006	162,859	120.06
MEXICO	169	84,076	49,649.11	1,177	49,448	4,101.19
NICARAGUA	0	521,999	-	0	356,874	-
VENEZUELA	234,000	198,000	-15.38	266,436	142,247	-46.61
ARGENTINA	2,544	863	-66.08	4,295	2,300	-46.45
BRAZIL	21,001	741,600	3,431.26	134,041	461,478	244.28
COLOMBIA	2,000	20,000	900.00	11,380	25,220	121.62
GUYANA	0	1,890	-	0	2,675	-
PUERTO RICO	38	0	-100.00	129	0	-100.00
DOMINICAN REPUBLIC	43,000	90,000	109.30	47,630	105,580	121.67
COSTA RICA	0	18,000	-	0	10,615	-
FRENCH POLYNESIA	49	27	-44.90	119	393	230.25
NETHERLANDS ANTILLES	2,550	0	-100.00	9,494	0	-100.00
UNITED KINGDOM	4,445	17,092	284.52	21,150	30,681	45.06
NETHERLANDS	571,824	375,917	-34.26	1,094,011	1,304,541	19.24
FRANCE	72,066	25,025	-65.27	153,764	49,287	-67.95
GERMANY, FED. REP. OF	121,860	48,262	-60.40	183,224	89,498	-51.15
AUSTRIA	176	8	-95.45	530	2,000	277.36
BELGIUM	18,352	441	-97.60	19,183	2,416	-87.41
SWITZERLAND	95	1,850	1,847.37	2,984	3,785	26.84
DENMARK	195,513	155,207	-20.62	1,431,924	1,081,402	-24.48
SWEDEN	167	3	-98.20	175	600	242.86
IRELAND	30	0	-100.00	1,532	0	-100.00
ITALY	83,906	108,484	29.29	523,941	229,859	-56.13
SPAIN	36,625	11,903	-67.50	234,444	13,861	-94.09
PORTUGAL	15,161	0	-100.00	19,848	0	-100.00
GREECE	0	9	-	0	62	-
HUNGARY	16,085	7	-99.96	23,211	16	-99.93
POLAND	36,514	42,418	16.17	51,513	24,776	-51.90
BULGARIA	25,360	7,625	-69.93	23,547	5,025	-78.66
UKRAINE	10,000	0	-100.00	18,500	0	-100.00
LATVIA	15,999	0	-100.00	18,100	0	-100.00
ESTONIA	1,947,000	2,686,999	38.01	1,851,451	2,083,070	12.51
CROATIA	0	60,000	-	0	37,136	-
SLOVENIA	0	1,131	-	0	1,651	-
CZECH REPUBLIC	290	430	48.28	12,764	7,500	-41.24
RUSSIA FEDERATION	285	120	-57.89	937	396	-57.74
-KAYU LAPIS	742,909,317	540,063,002	-27.30	642,891,504	430,031,478	-33.11
JAPAN	229,149,832	229,047,247	-0.04	198,373,336	184,659,088	-6.91
HONG KONG	7,001,734	3,710,839	-47.00	5,251,558	2,315,787	-55.90
KOREA, REPUBLIC OF	48,553,281	32,785,385	-32.48	37,571,362	24,905,264	-33.71
TAIWAN	74,887,481	48,928,256	-34.66	46,155,543	26,582,102	-42.41
CHINA	56,136,007	30,737,924	-45.24	34,802,030	18,039,471	-48.17
THAILAND	4,134,447	2,732,633	-33.91	2,983,404	1,821,602	-38.94
SINGAPORE	13,149,530	10,390,596	-20.98	10,013,242	7,153,035	-28.56
PHILIPPINES	189,152	50,715	-73.19	195,943	50,807	-74.07
MALAYSIA	10,746,348	4,537,399	-57.78	7,013,515	2,704,722	-61.44
VIET NAM	1,238,358	667,509	-46.10	788,512	411,534	-47.81
MALDIVES	112,540	41,355	-63.25	94,500	23,668	-74.95
INDIA	2,040,133	633,392	-68.95	2,447,972	538,510	-78.00
PAKISTAN	482	586	21.58	601	542	-9.82
BANGLADESH	75,000	0	-100.00	30,700	0	-100.00
SRI LANKA	35,594	0	-100.00	10,902	0	-100.00
IRAQ	73,440	0	-100.00	66,478	0	-100.00

TABEL 5. PERKEMBANGAN EKSPOR INDONESIA MENURUT KOMODITI DAN NEGARA TUJUAN

JENIS BARANG	BERAT BERSIH (KG)		PERUB %	NILAI FOB (US \$)		PERUB %
	JAN-MEI 2008	JAN-MEI 2009		JAN-MEI 2008	JAN-MEI 2009	
(1)	(2)	(3)	(4)	(5)	(6)	(7)
IRAN (ISLAMIC REPUBLIC OF)	0	55,334	-	0	53,696	-
SAUDI ARABIA	48,769,618	21,518,616	-55.88	41,859,286	15,915,807	-61.98
KUWAIT	8,028,611	5,281,601	-34.22	8,055,210	4,537,195	-43.67
JORDAN	15,280,938	17,601,716	15.19	13,638,506	13,681,256	0.31
LEBANON	1,588,583	2,964,103	86.59	1,347,940	2,407,708	78.62
OMAN	6,871,999	6,391,097	-7.00	6,653,101	5,291,607	-20.46
SYRIA ARAB REPUBLIC	954,411	627,543	-34.25	927,693	547,803	-40.95
TURKEY	12,568,161	103,497	-99.18	12,574,232	110,904	-99.12
UNITED ARAB EMIRATES	51,823,381	14,670,701	-71.69	45,132,429	11,079,175	-75.45
QATAR	4,728,581	5,494,163	16.19	4,760,267	4,331,649	-9.00
BAHRAIN	1,252,791	537,708	-57.08	1,102,331	373,767	-66.09
EGYPT	8,184,883	17,870,790	118.34	5,993,915	12,485,474	108.30
LIBYAN ARAB JAMAHIRIYA	2,315,724	3,133,388	35.31	1,837,476	2,718,803	47.96
MOROCCO	0	514,260	-	0	445,116	-
ALGERIA	4,798,211	9,446,645	96.88	3,631,326	7,180,792	97.75
SUDAN	0	22,000	-	0	14,441	-
KENYA	0	40,668	-	0	36,794	-
REUNION	41,489	19,472	-53.07	46,110	24,270	-47.36
COTE D'IVOIRE	0	18,379	-	0	15,424	-
SOUTH AFRICA	493,126	272,102	-44.82	498,121	309,082	-37.95
MAURITIUS	21,219	22,139	4.34	17,461	16,048	-8.09
AUSTRALIA	9,347,490	4,108,869	-56.04	12,324,628	5,028,762	-59.20
NEW ZEALAND	239,018	132,913	-44.39	235,391	136,506	-42.01
NEW CALEDONIA	0	34,440	-	0	57,505	-
VANUATU	0	38,906	-	0	28,174	-
EAST TIMOR	0	24,000	-	0	24,000	-
UNITED STATES	44,916,393	24,013,508	-46.54	41,712,506	18,986,655	-54.48
CANADA	1,547,366	863,598	-44.19	1,790,161	1,545,949	-13.64
MEXICO	3,772,979	1,599,271	-57.61	3,362,467	1,212,963	-63.93
NICARAGUA	34,410	0	-100.00	50,497	0	-100.00
TRINIDAD AND TOBAGO	25,184	49,349	95.95	25,355	46,473	83.29
JAMAICA	24,939	0	-100.00	25,052	0	-100.00
PUERTO RICO	122,906	112,684	-8.32	138,902	144,426	3.98
BELIZE	14,694	0	-100.00	14,576	0	-100.00
ANTIGUA AND BARBUDA	0	12,400	-	0	15,872	-
FRENCH POLYNESIA	27,903	39,604	41.93	21,352	35,771	67.53
MARTINIQUE	119	17,499	14,605.04	379	18,970	4,905.28
NETHERLANDS ANTILLES	18,959	0	-100.00	18,312	0	-100.00
GUADELOUPE	0	20,996	-	0	21,170	-
SAINT KITTS AND NEVIS	859	0	-100.00	1,278	0	-100.00
UNITED KINGDOM	9,842,102	3,857,869	-60.80	11,102,476	4,779,067	-56.95
NETHERLANDS	8,474,852	7,274,972	-14.16	12,447,493	9,307,053	-25.23
FRANCE	1,397,328	2,111,528	51.11	1,813,419	2,810,131	54.96
GERMANY, FED. REP. OF	19,467,472	11,762,548	-39.58	30,339,088	19,294,303	-36.40
BELGIUM	18,669,745	9,050,682	-51.52	18,585,093	8,571,307	-53.88
GIBRALTAR	15,178	0	-100.00	47,433	0	-100.00
DENMARK	584,482	634,530	8.56	905,573	984,422	8.71
NORWAY	256,601	63,175	-75.38	315,046	79,073	-74.90
SWEDEN	465,166	28,162	-93.95	478,818	35,681	-92.55
FINLAND	19,789	0	-100.00	47,343	0	-100.00
IRELAND	69,651	44,329	-36.36	111,623	113,415	1.61
ITALY	4,009,008	1,726,900	-56.92	5,858,862	2,980,943	-49.12
SPAIN	86,061	15,448	-82.05	142,215	21,667	-84.76
GREECE	615,738	116,161	-81.13	1,164,097	163,866	-85.92
POLAND	3,150,864	1,199,233	-61.94	5,389,091	2,338,032	-56.62
ROMANIA	85,642	69,950	-18.32	166,639	111,309	-33.20
BULGARIA	22,976	0	-100.00	41,150	0	-100.00
TURKMENISTAN	114,240	0	-100.00	51,630	0	-100.00
UKRAINE	76,260	22,000	-71.15	97,697	12,817	-86.88
ESTONIA	33,570	0	-100.00	30,638	0	-100.00
GEORGIA	21,000	0	-100.00	43,774	0	-100.00
CROATIA	3,620	0	-100.00	5,812	0	-100.00
MALTA	9,645	20,496	112.50	12,661	26,437	108.81
CZECH REPUBLIC	21,000	126,006	500.03	39,712	311,248	683.76
RUSSIA FEDERATION	59,023	1,218	-97.94	58,263	4,568	-92.16
-KAYU GERGAJIAN	24,277,936	15,117,788	-37.73	26,500,958	16,685,139	-37.04
JAPAN	5,397,156	5,677,953	5.20	6,772,820	7,441,316	9.87
HONG KONG	625,341	458,415	-26.69	457,219	304,006	-33.51
KOREA, REPUBLIC OF	3,666,901	1,450,460	-60.44	2,650,149	1,113,041	-58.00
TAIWAN	357,248	168,728	-52.77	256,682	131,700	-48.69
CHINA	2,415,373	1,400,388	-42.02	1,702,265	1,155,858	-32.10
SINGAPORE	960,778	330,548	-65.60	622,944	282,406	-54.67
MALAYSIA	3,255,476	1,948,182	-40.16	2,066,551	1,040,094	-49.67
BRUNEI DARUSSALAM	2,186	0	-100.00	2,889	0	-100.00
VIET NAM	968,822	285,874	-70.49	521,085	249,436	-52.13
SRI LANKA	82,684	0	-100.00	73,797	0	-100.00
TURKEY	15,572	0	-100.00	17,750	0	-100.00

TABEL 5. PERKEMBANGAN EKSPOR INDONESIA MENURUT KOMODITI DAN NEGARA TUJUAN

JENIS BARANG	BERAT BERSIH (KG)		PERUB %	NILAI FOB (US \$)		PERUB %
	JAN-MEI 2008	JAN-MEI 2009		JAN-MEI 2008	JAN-MEI 2009	
(1)	(2)	(3)	(4)	(5)	(6)	(7)
UNITED ARAB EMIRATES	57,879	0	-100.00	29,542	0	-100.00
REUNION	0	1,177	-	0	1,890	-
SEYCHELLES	20,492	3,783	-81.54	42,404	4,223	-90.04
SOUTH AFRICA	142,036	63,197	-55.51	187,071	80,905	-56.75
MAURITIUS	15,633	18,683	19.51	31,426	28,626	-8.91
AUSTRALIA	780,806	475,735	-39.07	1,299,605	802,470	-38.25
NEW ZEALAND	105,569	51,059	-51.63	45,836	23,698	-48.30
NEW CALEDONIA	745	2,626	252.48	1,449	4,970	243.00
VANUATU	0	93	-	0	512	-
UNITED STATES	1,353,081	1,032,925	-23.66	555,303	508,074	-8.51
CANADA	1,388	2,970	113.98	1,691	2,722	60.97
FRENCH POLYNESIA	0	4,678	-	0	10,445	-
MARTINIQUE	3,098	0	-100.00	3,100	0	-100.00
UNITED KINGDOM	374,322	150,466	-59.80	796,133	326,662	-58.97
NETHERLANDS	2,739,931	993,548	-63.74	6,953,709	2,242,107	-67.76
FRANCE	75,840	131,160	72.94	98,477	217,303	120.66
GERMANY, FED. REP. OF	145,750	113,628	-22.04	219,295	195,182	-11.00
BELGIUM	81,456	52,120	-36.01	135,216	56,471	-58.24
SWITZERLAND	774	27	-96.51	1,350	389	-71.19
DENMARK	458	0	-100.00	1,069	0	-100.00
NORWAY	11,867	0	-100.00	13,275	0	-100.00
FINLAND	119,631	0	-100.00	119,542	0	-100.00
IRELAND	2,874	6,674	132.22	10,000	29,146	191.46
ITALY	103,648	97,378	-6.05	259,291	178,602	-31.12
SPAIN	36,679	25,634	-30.11	42,990	56,112	30.52
PORTUGAL	29,194	0	-100.00	20,197	0	-100.00
POLAND	282,335	155,723	-44.84	440,152	182,327	-58.58
BULGARIA	0	920	-	0	1,264	-
LITHUANIA	12,500	0	-100.00	21,532	0	-100.00
SLOVENIA	29,147	0	-100.00	25,899	0	-100.00
CZECH REPUBLIC	0	13,036	-	0	13,182	-
RUSSIA FEDERATION	3,266	0	-100.00	1,253	0	-100.00
-KAYU OLAHAN LAIN	463,144,506	338,943,030	-26.82	550,463,819	395,723,227	-28.11
JAPAN	46,623,732	26,052,050	-44.12	64,172,334	45,391,084	-29.27
HONG KONG	9,110,296	3,954,835	-56.59	9,152,162	5,057,635	-44.74
KOREA, DEMOCRATIC PEOPLE'S	269	0	-100.00	961	0	-100.00
KOREA, REPUBLIC OF	33,282,934	15,915,435	-52.18	29,596,576	17,151,115	-42.05
TAIWAN	25,450,354	8,278,888	-67.47	10,644,387	6,785,542	-36.25
CHINA	74,695,748	69,481,992	-6.98	38,267,289	21,532,656	-43.73
MACAU	703	94	-86.63	1,082	350	-67.65
PAPUA NEW GUINEA	1,065	822	-22.82	986	717	-27.28
THAILAND	478,385	286,572	-40.10	693,510	317,891	-54.16
SINGAPORE	8,183,525	6,420,623	-21.54	8,534,387	6,264,420	-26.60
PHILIPPINES	2,434,017	1,495,744	-38.55	818,994	321,472	-60.75
MALAYSIA	6,668,428	7,245,474	8.65	4,246,913	3,745,362	-11.81
CAMBODIA	2,328	104,053	4,369.63	5,253	150,236	2,760.00
BRUNEI DARUSSALAM	232,350	147,137	-36.67	289,356	146,898	-49.23
LAO PEOPLE'S DEMOCRATIC RE	0	291	-	0	7,857	-
VIET NAM	10,435,075	10,128,852	-2.93	4,322,890	2,816,674	-34.84
MALDIVES	517,493	390,405	-24.56	989,053	713,420	-27.87
INDIA	3,364,254	7,289,813	116.68	2,690,240	2,887,478	7.33
PAKISTAN	273,361	200,176	-26.77	270,385	106,974	-60.44
BANGLADESH	353,405	12,186	-96.55	87,391	11,379	-86.98
SRI LANKA	93,342	92,350	-1.06	124,867	58,269	-53.34
IRAQ	120,137	175,378	45.98	51,696	153,037	196.03
IRAN (ISLAMIC REPUBLIC OF)	433,986	681,671	57.07	369,034	721,715	95.57
SAUDI ARABIA	6,009,479	1,026,902	-82.91	2,142,731	574,811	-73.17
ISRAEL	188,811	157,199	-16.74	394,738	407,823	3.31
KUWAIT	463,802	866,289	86.78	343,292	271,285	-20.98
JORDAN	314,046	1,680,425	435.09	229,650	670,661	192.04
LEBANON	122,472	132,227	7.97	178,659	345,198	93.22
YEMEN	1,451,627	2,843,088	95.86	482,408	696,491	44.38
OMAN	64,217	15,506	-75.85	46,982	21,037	-55.22
SYRIA ARAB REPUBLIC	6,789,091	8,990,362	32.42	1,217,325	2,491,288	104.65
TURKEY	2,278,951	1,295,795	-43.14	3,167,072	1,974,305	-37.66
UNITED ARAB EMIRATES	3,788,232	2,305,798	-39.13	2,858,206	1,382,842	-51.62
QATAR	424,876	46,139	-89.14	496,089	44,265	-91.08
BAHRAIN	206,838	441,511	113.46	176,214	278,207	57.88
CYPRUS	107,711	153,629	42.63	185,812	368,616	98.38
EGYPT	7,665,443	12,649,147	65.02	1,904,691	3,092,809	62.38
LIBYAN ARAB JAMAHIRIYA	125,797	686	-99.45	183,630	4,500	-97.55
MOROCCO	54,601	38,105	-30.21	80,204	66,423	-17.18
TUNISIA	291,355	121,596	-58.27	125,448	306,381	144.23
ALGERIA	498,702	51,130	-89.75	437,875	50,236	-88.53
SUDAN	17,993	6,127	-65.95	60,762	8,695	-85.69
NAMIBIA	918	6,093	563.73	1,398	9,071	548.86
ETHIOPIA	18,301	17	-99.91	14,926	28	-99.81

TABEL 5. PERKEMBANGAN EKSPOR INDONESIA MENURUT KOMODITI DAN NEGARA TUJUAN

JENIS BARANG	BERAT BERSIH (KG)		PERUB %	NILAI FOB (US \$)		PERUB %
	JAN-MEI 2008	JAN-MEI 2009		JAN-MEI 2008	JAN-MEI 2009	
(1)	(2)	(3)	(4)	(5)	(6)	(7)
TANZANIA, UNITED REPUBLIC O	6,921	1,424	-79.42	27,206	2,384	-91.24
MADAGASCAR	8,677	12,561	44.76	18,136	39,753	119.19
SOMALIA	36,356	11,841	-67.43	68,673	19,144	-72.12
KENYA	990	77,391	7,717.27	557	119,786	21,405.57
REUNION	409,758	247,702	-39.55	666,442	381,272	-42.79
MOZAMBIQUE	16,653	4,370	-73.76	9,084	1,940	-78.64
GHANA	486	11	-97.74	1,367	300	-78.05
ANGOLA	3,408	984	-71.13	3,952	1,198	-69.69
CONGO	0	192	-	0	1,248	-
CAMEROON	49	0	-100.00	464	0	-100.00
NIGERIA	10	52,611	526,010.00	225	184,557	81,925.33
SIERRA LEONE	0	454	-	0	1,440	-
GABON	2,498	150	-94.00	10,224	2,215	-78.34
COTE D'IVOIRE	3,266	238	-92.71	5,665	753	-86.71
SENEGAL	20,610	22,564	9.48	21,375	22,549	5.49
U.S. VIRGIN ISLANDS	1,266	356	-71.88	2,082	703	-66.23
SEYCHELLES	92,303	243,167	163.44	193,097	467,601	142.16
DJIBOUTI	0	2,582	-	0	17,001	-
SOUTH AFRICA	6,597,741	4,668,957	-29.23	9,286,034	6,347,970	-31.64
MAURITIUS	142,016	143,979	1.38	319,049	287,825	-9.79
VIRGIN ISLANDS (BRITISH)	4,181	1,985	-52.52	14,223	1,970	-86.15
AUSTRALIA	35,863,607	28,324,985	-21.02	45,539,642	41,635,422	-8.57
NEW ZEALAND	2,657,041	2,781,023	4.67	2,779,804	3,344,154	20.30
MICRONESIA, FEDERATED STAT	0	4,319	-	0	4,219	-
GUAM	26,752	50,478	88.69	54,901	80,723	47.03
PALAU	3,370	1,082	-67.89	7,312	4,583	-37.32
NEW CALEDONIA	492,561	417,394	-15.26	780,686	653,197	-16.33
NORTHERN MARIANA ISLANDS	2,000	899	-55.05	5,232	7,513	43.60
SAINT VINCENT AND THE GREN.	1,563	713	-54.38	3,048	791	-74.05
VANUATU	21,638	37,746	74.44	36,641	35,069	-4.29
WALLIS AND FUTUNA ISLANDS	10,724	1,549	-85.56	20,522	2,838	-86.17
COOK ISLANDS	28,018	8,451	-69.84	33,348	25,197	-24.44
FIJI	39,014	2,699	-93.08	184,477	13,937	-92.45
SAMOA	828	0	-100.00	1,656	0	-100.00
SOLOMON ISLANDS	6,290	0	-100.00	16,722	0	-100.00
TONGA	517	10	-98.07	840	23	-97.26
EAST TIMOR	52,536	69,529	32.35	86,364	53,086	-38.53
UNITED STATES	31,646,905	20,148,124	-36.33	74,016,225	52,537,589	-29.02
CANADA	2,581,476	1,312,265	-49.17	5,596,184	3,022,379	-45.99
MEXICO	603,879	330,381	-45.29	1,332,965	703,504	-47.22
GUATEMALA	4,514	4,832	7.04	24,841	19,908	-19.86
HONDURAS	3,967	6,184	55.89	2,247	13,058	481.13
NICARAGUA	2,003	2,737	36.65	2,428	5,571	129.45
PANAMA	17,287	15,705	-9.15	41,854	26,370	-37.00
CHILE	216,283	98,157	-54.62	496,299	225,670	-54.53
VENEZUELA	16,699	50,078	199.89	21,864	115,418	427.89
ARGENTINA	299,509	84,333	-71.84	580,236	145,728	-74.88
BRAZIL	177,816	139,650	-21.46	511,759	298,328	-41.71
COLOMBIA	57,213	41,396	-27.65	77,586	66,038	-14.88
URUGUAY	11,511	8,632	-25.01	17,412	25,804	48.20
ECUADOR	298	0	-100.00	692	0	-100.00
PERU	3,298	2,283	-30.78	5,545	5,859	5.66
TRINIDAD AND TOBAGO	10,540	4,007	-61.98	34,835	9,440	-72.90
BAHAMAS	30,819	6,832	-77.83	111,436	15,616	-85.99
JAMAICA	39,708	38,589	-2.82	117,134	93,573	-20.11
PUERTO RICO	73,855	40,868	-44.66	195,849	101,181	-48.34
BELIZE	0	250	-	0	500	-
DOMINICAN REPUBLIC	63,618	73,251	15.14	118,674	224,261	88.97
COSTA RICA	47,972	29,011	-39.53	104,615	66,300	-36.62
HAITI	0	6,258	-	0	13,405	-
BARBADOS	3,775	86,984	2,204.21	6,750	71,734	962.73
ANTIGUA AND BARBUDA	2,171	444	-79.55	8,961	809	-90.97
ANGUILLA	0	13,895	-	0	35,175	-
ARUBA	33,232	4,141	-87.54	50,263	8,990	-82.11
BERMUDA	17,500	15,080	-13.83	59,928	74,994	25.14
CAYMAN ISLANDS	881	0	-100.00	529	0	-100.00
DOMINICA	389	0	-100.00	1,973	0	-100.00
FRENCH GUIANA	11,143	16,486	47.95	30,532	39,616	29.75
FRENCH POLYNESIA	271,344	62,857	-76.83	527,523	158,524	-69.95
GRENADA	5,956	326	-94.53	27,405	1,591	-94.19
MARTINIQUE	46,576	45,541	-2.22	116,902	69,153	-40.85
NETHERLANDS ANTILLES	203,824	158,555	-22.21	760,510	586,377	-22.90
NORFOLK ISLANDS	2,081	0	-100.00	4,992	0	-100.00
SAINT LUCIA	30,276	0	-100.00	104,842	0	-100.00
TURKS AND CAICOS ISLANDS	185,020	0	-100.00	486,319	0	-100.00
GADELOUPE	40,021	15,939	-60.17	111,259	23,326	-79.03
SAINT KITTS AND NEVIS	6,008	5	-99.92	8,942	130	-98.55
UNITED KINGDOM	17,206,455	9,721,657	-43.50	33,029,392	20,508,438	-37.91

TABEL 5. PERKEMBANGAN EKSPOR INDONESIA MENURUT KOMODITI DAN NEGARA TUJUAN

JENIS BARANG	BERAT BERSIH (KG)		PERUB %	NILAI FOB (US \$)		PERUB %
	JAN-MEI 2008	JAN-MEI 2009		JAN-MEI 2008	JAN-MEI 2009	
(1)	(2)	(3)	(4)	(5)	(6)	(7)
NETHERLANDS	31,913,851	24,839,657	-22.17	43,372,513	37,608,380	-13.29
FRANCE	11,264,712	8,163,404	-27.53	20,314,943	14,806,426	-27.12
GERMANY, FED. REP. OF	20,285,299	17,163,508	-15.39	33,800,892	29,331,380	-13.22
AUSTRIA	97,440	143,932	47.71	340,066	324,807	-4.49
BELGIUM	10,574,034	7,266,338	-31.28	14,815,245	11,177,044	-24.56
SWITZERLAND	71,284	118,080	65.65	317,443	540,689	70.33
LUXEMBOURG	90,255	0	-100.00	71,391	0	-100.00
MONACO	238	0	-100.00	849	0	-100.00
DENMARK	3,084,832	1,702,289	-44.82	5,835,039	2,616,842	-55.15
NORWAY	2,413,911	1,110,162	-54.01	5,462,528	2,082,266	-61.88
SWEDEN	1,238,549	557,874	-54.96	3,261,129	1,815,124	-44.34
FINLAND	1,145,354	319,207	-72.13	2,338,960	793,238	-66.09
IRELAND	1,419,600	447,743	-68.46	3,025,376	1,082,103	-64.23
ITALY	8,708,296	4,851,771	-44.29	19,336,793	10,501,757	-45.69
SPAIN	4,761,782	2,769,673	-41.84	9,743,065	7,254,711	-25.54
PORTUGAL	1,115,260	965,179	-13.46	2,437,496	2,142,512	-12.10
ICELAND	23,940	0	-100.00	48,152	0	-100.00
GREECE	968,794	680,701	-29.74	1,838,816	2,125,994	15.62
ANDORRA	3,655	0	-100.00	1,679	0	-100.00
DEMOCRATIC REPUBLIC OF THE	0	845	-	0	2,688	-
HUNGARY	130,377	80,995	-37.88	262,365	131,928	-49.72
POLAND	5,399,462	4,853,701	-10.11	7,260,675	6,762,131	-6.87
ROMANIA	187,589	9,920	-94.71	277,866	21,447	-92.28
BULGARIA	289,252	228,567	-20.98	440,655	358,239	-18.70
YUGOSLAVIA	102,040	3,463	-96.61	141,924	6,457	-95.45
ALBANIA	1,103	69,792	6,227.47	5,689	111,770	1,864.67
AZERBAIJAN	44,865	5,681	-87.34	71,419	23,703	-66.81
KAZAKHSTAN	244,656	19,037	-92.22	489,313	48,762	-90.03
MOLDOVA, REPUBLIC OF	15,592	0	-100.00	15,763	0	-100.00
UKRAINE	806,510	227,924	-71.74	1,254,087	456,123	-63.63
UZBEKISTAN	13,272	0	-100.00	20,800	0	-100.00
LITHUANIA	76,292	132,085	73.13	154,968	187,495	20.99
LATVIA	291,986	5,705	-98.05	380,567	14,172	-96.28
ESTONIA	378,987	158,547	-58.17	515,416	349,713	-32.15
GEORGIA	72,225	24,040	-66.72	123,723	42,882	-65.34
CROATIA	363,868	204,110	-43.91	726,221	475,808	-34.48
BOSNIA AND HERZEGOVINA	1,169	0	-100.00	5,382	0	-100.00
MALTA	13,709	14,033	2.36	41,800	95,234	127.83
SLOVAKIA	60,944	6,478	-89.37	63,355	30,807	-51.37
SLOVENIA	198,121	121,091	-38.88	352,084	385,560	9.51
CZECH REPUBLIC	262,792	178,601	-32.04	726,154	477,423	-34.25
REP. OF MACEDONIA	8,915	2,147	-75.92	12,942	2,694	-79.18
RUSSIA FEDERATION	831,774	534,009	-35.80	1,753,666	1,051,047	-40.07
-TIMAH	61,704,192	43,160,600	-30.05	1,032,071,593	476,233,875	-53.86
JAPAN	2,483,597	282,105	-88.64	39,899,969	3,208,763	-91.96
HONG KONG	627,873	49,893	-92.05	9,490,496	376,563	-96.03
KOREA, REPUBLIC OF	927,211	385,644	-58.41	15,733,353	4,102,479	-73.92
TAIWAN	873,460	451,942	-48.26	14,955,068	5,176,599	-65.39
CHINA	309,612	1,717,737	454.80	4,088,776	18,699,270	357.33
THAILAND	19,733	163,535	728.74	266,395	1,717,118	544.58
SINGAPORE	49,856,258	35,177,398	-29.44	839,702,576	390,577,458	-53.49
PHILIPPINES	42,733	44,832	4.91	926,856	680,753	-26.55
MALAYSIA	5,717,644	4,629,080	-19.04	95,707,872	49,487,844	-48.29
VIET NAM	329,909	78	-99.98	5,043,403	565	-99.99
INDIA	452,077	42,115	-90.68	6,005,589	421,148	-92.99
BANGLADESH	966	2,000	107.04	16,830	23,130	37.43
UNITED ARAB EMIRATES	0	100,000	-	0	1,330,000	-
AUSTRALIA	56,534	43,916	-22.32	174,062	173,518	-0.31
EAST TIMOR	4,064	0	-100.00	4,620	0	-100.00
UNITED STATES	2,521	67,825	2,590.40	55,728	210,167	277.13
GERMANY, FED. REP. OF	0	2,500	-	0	48,500	-
-ALUMINIUM	121,228,112	106,815,505	-11.89	378,000,162	193,352,957	-48.85
JAPAN	71,940,375	69,082,228	-3.97	195,910,362	97,849,310	-50.05
HONG KONG	712,075	598,804	-15.91	2,428,211	964,866	-60.26
KOREA, REPUBLIC OF	4,119,181	6,947,786	68.67	8,515,510	9,330,752	9.57
TAIWAN	1,721,767	819,988	-52.38	6,520,545	2,968,252	-54.48
CHINA	1,040,041	5,016,765	382.36	3,862,247	8,340,433	115.95
PAPUA NEW GUINEA	382,808	711,873	85.96	1,431,171	1,747,111	22.08
THAILAND	3,107,102	2,128,140	-31.51	12,485,635	6,197,406	-50.36
SINGAPORE	4,638,386	3,012,425	-35.05	16,947,828	10,465,543	-38.25
PHILIPPINES	4,329,705	3,121,478	-27.91	14,929,836	10,504,945	-29.64
MALAYSIA	5,085,115	3,796,765	-25.34	17,871,173	10,094,203	-43.52
MYANMAR (FORM. BURMA)	33,463	21,258	-36.47	136,254	53,098	-61.03
BRUNEI DARUSSALAM	97,645	123,914	26.90	479,960	460,390	-4.08
NEPAL	176,659	0	-100.00	651,890	0	-100.00
VIET NAM	617,982	1,055,448	70.79	3,102,974	2,091,884	-32.58

TABEL 5. PERKEMBANGAN EKSPOR INDONESIA MENURUT KOMODITI DAN NEGARA TUJUAN

JENIS BARANG	BERAT BERSIH (KG)		PERUB	NILAI FOB (US \$)		PERUB
	JAN-MEI 2008	JAN-MEI 2009	%	JAN-MEI 2008	JAN-MEI 2009	%
(1)	(2)	(3)	(4)	(5)	(6)	(7)
MALDIVES	4,140	1,326	-67.97	11,192	4,414	-60.56
INDIA	682,830	340,844	-50.08	2,745,125	953,231	-65.28
PAKISTAN	142,934	65,924	-53.88	530,141	238,096	-55.09
BANGLADESH	172,971	204,617	18.30	749,329	489,520	-34.67
SRI LANKA	56,783	21,574	-62.01	230,884	56,933	-75.34
IRAN (ISLAMIC REPUBLIC OF)	8,832	19,201	117.40	20,369	84,118	312.97
SAUDI ARABIA	1,702,700	69,667	-95.91	11,481,189	366,862	-96.80
KUWAIT	5,190	3,876	-25.32	3,600	9,066	151.83
LEBANON	0	11,869	-	0	39,180	-
YEMEN	1,515	0	-100.00	5,923	0	-100.00
OMAN	369,167	0	-100.00	2,297,047	0	-100.00
TURKEY	65,600	9,516	-85.49	277,556	32,838	-88.17
UNITED ARAB EMIRATES	279,861	23,358	-91.65	1,424,370	144,323	-89.87
BAHRAIN	157	783	398.73	6,215	4,974	-19.97
CYPRUS	819	1,762	115.14	9,324	12,284	31.75
LIBYAN ARAB JAMAHIRIYA	0	5,788	-	0	9,486	-
MOROCCO	905	0	-100.00	4,853	0	-100.00
ETHIOPIA	585,672	445,695	-23.90	1,987,528	1,160,963	-41.59
MADAGASCAR	38,640	58,085	50.32	133,234	185,994	39.60
KENYA	7	0	-100.00	248	0	-100.00
REUNION	16,663	12,298	-26.20	56,483	40,634	-28.06
MOZAMBIQUE	90,653	0	-100.00	417,965	0	-100.00
ANGOLA	0	112	-	0	1,385	-
NIGERIA	210,184	44,361	-78.89	759,213	125,255	-83.50
COTE D'IVOIRE	83,520	0	-100.00	413,280	0	-100.00
SENEGAL	1,891	4,690	148.02	11,468	26,702	132.84
BENIN	125	0	-100.00	68	0	-100.00
SEYCHELLES	0	309	-	0	1,883	-
SOUTH AFRICA	84,605	51,599	-39.01	629,808	321,022	-49.03
ZAMBIA	1,056	0	-100.00	12,342	0	-100.00
MAURITIUS	240,819	276,326	14.74	838,081	864,932	3.20
AUSTRALIA	3,875,673	2,418,646	-37.59	13,939,976	6,527,515	-53.17
NEW ZEALAND	937,735	415,584	-55.68	3,135,041	902,168	-71.22
GUAM	243	0	-100.00	1,620	0	-100.00
NEW CALEDONIA	174,677	152,431	-12.74	611,023	473,237	-22.55
VANUATU	988	5,413	447.87	2,011	4,381	117.85
COOK ISLANDS	65	0	-100.00	188	0	-100.00
FIJI	41,187	161,046	291.01	114,156	179,726	57.44
KIRIBATI	148	0	-100.00	1,608	0	-100.00
EAST TIMOR	107,869	223,844	107.51	91,431	273,824	199.49
UNITED STATES	9,973,792	3,072,256	-69.20	36,151,550	10,012,154	-72.31
CANADA	735,032	697,976	-5.04	2,810,714	1,685,112	-40.05
MEXICO	20,856	0	-100.00	82,157	0	-100.00
GUATEMALA	0	115	-	0	499	-
CHILE	13,914	0	-100.00	102,731	0	-100.00
VENEZUELA	421	23	-94.54	128	34	-73.44
ARGENTINA	150	76	-49.33	195	92	-52.82
BRAZIL	70,831	81,375	14.89	377,568	392,260	3.89
URUGUAY	0	1	-	0	3	-
PERU	0	16,604	-	0	33,355	-
TRINIDAD AND TOBAGO	10	0	-100.00	150	0	-100.00
JAMAICA	0	308	-	0	367	-
PUERTO RICO	35,736	0	-100.00	107,946	0	-100.00
DOMINICAN REPUBLIC	1,043	0	-100.00	12,931	0	-100.00
HAITI	136,852	0	-100.00	670,022	0	-100.00
FRENCH POLYNESIA	128	1,516	1,084.38	1,532	1,332	-13.05
NETHERLANDS ANTILLES	939	1,400	49.09	516	1,097	112.60
GUADELOUPE	0	145	-	0	174	-
UNITED KINGDOM	459,148	372,859	-18.79	2,526,645	1,867,367	-26.09
NETHERLANDS	67,261	131,229	95.10	555,319	967,988	74.31
FRANCE	136,667	131,521	-3.77	1,041,894	938,316	-9.94
GERMANY, FED. REP. OF	552,288	523,305	-5.25	1,272,570	1,459,673	14.70
AUSTRIA	1,210	2,887	138.60	7,801	7,616	-2.37
BELGIUM	75,314	99,504	32.12	634,312	441,485	-30.40
SWITZERLAND	662	1,497	126.13	5,442	8,460	55.46
DENMARK	127,823	17,242	-86.51	419,920	24,877	-94.08
NORWAY	71,531	16,296	-77.22	229,188	89,710	-60.86
SWEDEN	18,806	7,585	-59.67	94,007	59,225	-37.00
FINLAND	0	4,272	-	0	28,053	-
ITALY	85,176	68,709	-19.33	440,858	274,291	-37.78
SPAIN	58,365	35,358	-39.42	248,834	207,078	-16.78
PORTUGAL	47	1,343	2,757.45	161	1,860	1,055.28
GREECE	11,766	2,650	-77.48	82,921	12,053	-85.46
DEMOCRATIC REPUBLIC OF THE	9,343	0	-100.00	35,527	0	-100.00
HUNGARY	0	435	-	0	3,150	-
POLAND	11,195	3,814	-65.93	68,350	104,407	52.75
ROMANIA	2,293	0	-100.00	15,442	0	-100.00
BULGARIA	2,106	2,512	19.28	12,217	15,282	25.09

TABEL 5. PERKEMBANGAN EKSPOR INDONESIA MENURUT KOMODITI DAN NEGARA TUJUAN

JENIS BARANG	BERAT BERSIH (KG)		PERUB %	NILAI FOB (US \$)		PERUB %
	JAN-MEI 2008	JAN-MEI 2009		JAN-MEI 2008	JAN-MEI 2009	
(1)	(2)	(3)	(4)	(5)	(6)	(7)
UKRAINE	19,732	6,208	-68.54	64,594	35,466	-45.09
CROATIA	253	3,150	1,145.06	2,668	19,470	629.76
MALTA	0	2,165	-	0	3,098	-
SLOVAKIA	0	20	-	0	202	-
SLOVENIA	8,812	775	-91.21	45,241	2,963	-93.45
CZECH REPUBLIC	529,482	0	-100.00	1,650,626	0	-100.00
RUSSIA FEDERATION	0	20,958	-	0	51,249	-
-NIKEL	43,815,701	18,520,294	-57.73	687,709,090	122,085,062	-82.25
JAPAN	36,470,642	18,352,543	-49.68	639,207,176	121,404,349	-81.01
KOREA, REPUBLIC OF	22,029	119,731	443.52	63,702	301,691	373.60
CHINA	8,688	8,572	-1.34	51,715	136,008	163.00
THAILAND	43	0	-100.00	432	0	-100.00
SINGAPORE	18,174	411	-97.74	29,311	12,025	-58.97
MALAYSIA	692	298	-56.94	36,460	16,125	-55.77
VIET NAM	0	20,130	-	0	105,867	-
INDIA	0	8,656	-	0	25,140	-
EGYPT	0	32	-	0	168	-
UNITED STATES	0	76	-	0	7,897	-
UNITED KINGDOM	1,274	9,820	670.80	16,066	75,636	370.78
AUSTRIA	59	25	-57.63	68	156	129.41
SWITZERLAND	7,294,100	0	-100.00	48,304,160	0	-100.00
-BESI/BAJA	968,026,700	808,072,181	-16.52	1,316,307,142	911,247,348	-30.77
JAPAN	50,510,531	23,857,853	-52.77	86,596,456	53,031,698	-38.76
HONG KONG	715,267	834,681	16.70	2,315,941	1,498,034	-35.32
KOREA, REPUBLIC OF	20,563,231	30,436,969	48.02	100,963,136	53,201,123	-47.31
TAIWAN	10,746,897	2,974,199	-72.33	29,214,360	4,338,217	-85.15
CHINA	66,585,439	145,589,013	118.65	26,564,612	59,289,038	123.19
MACAU	3,225	0	-100.00	17,786	0	-100.00
PAPUA NEW GUINEA	828,380	1,245,063	50.30	700,506	2,454,988	250.46
THAILAND	30,379,913	11,140,112	-63.33	47,369,958	23,251,726	-50.91
SINGAPORE	252,202,971	131,132,706	-48.01	260,493,262	153,983,798	-40.89
PHILIPPINES	13,356,512	15,021,922	12.47	15,707,586	13,619,280	-13.29
MALAYSIA	84,714,776	74,702,176	-11.82	79,179,686	67,734,481	-14.45
MYANMAR (FORM. BURMA)	430,390	3,568,153	729.05	791,885	3,159,269	298.96
CAMBODIA	604	53	-91.23	22,661	556	-97.55
BRUNEI DARUSSALAM	180,279	3,160,046	1,652.86	467,558	2,143,795	358.51
NEPAL	57	0	-100.00	315	0	-100.00
VIET NAM	71,852,091	82,659,149	15.04	66,626,753	53,391,413	-19.86
MALDIVES	65,182	29,189	-55.22	169,396	108,144	-36.16
INDIA	23,602,504	33,202,001	40.67	20,931,904	23,966,626	14.50
PAKISTAN	2,783,094	11,903,740	327.72	2,723,724	10,156,442	272.89
BANGLADESH	2,165,220	6,416,980	196.37	2,523,349	4,001,646	58.58
SRI LANKA	6,113,019	2,809,740	-54.04	5,644,724	1,878,857	-66.71
IRAQ	0	48,532	-	0	38,167	-
IRAN (ISLAMIC REPUBLIC OF)	30,745,515	27,586,714	-10.27	34,177,923	55,391,000	62.07
SAUDI ARABIA	4,119,144	6,844,748	66.17	6,585,476	10,058,141	52.73
ISRAEL	3,258	4,294	31.80	12,294	89,872	631.02
KUWAIT	3,652,414	6,866,812	88.01	7,020,542	7,102,778	1.17
JORDAN	27,277	442,114	1,520.83	63,984	363,434	468.01
LEBANON	22,485	24,809	10.34	76,650	122,925	60.37
YEMEN	1,843,968	985,413	-46.56	3,976,512	1,642,437	-58.70
OMAN	397,723	6,421,998	1,514.69	489,682	10,143,207	1,971.39
SYRIA ARAB REPUBLIC	1,135,086	3,893,985	243.06	2,423,232	9,444,038	289.73
TURKEY	1,097,278	331,560	-69.78	1,891,850	600,000	-68.29
UNITED ARAB EMIRATES	52,088,899	16,502,840	-68.32	48,098,032	12,909,233	-73.16
QATAR	2,034,762	4,859,017	138.80	7,939,684	8,047,287	1.36
BAHRAIN	2,118,577	23,141	-98.91	4,341,579	32,496	-99.25
CYPRUS	2,148	103,992	4,741.34	3,739	68,639	1,735.76
EGYPT	945,717	3,488,630	268.89	618,801	4,483,265	624.51
LIBYAN ARAB JAMAHIRIYA	0	50,457	-	0	37,104	-
MOROCCO	0	726	-	0	1,187	-
TUNISIA	2,040,887	189,833	-90.70	2,880,212	146,920	-94.90
ALGERIA	2,414,621	1,945,968	-19.41	11,403,223	4,216,768	-63.02
SUDAN	43,725	300,684	587.67	497,787	137,298	-72.42
NAMIBIA	0	322	-	0	746	-
ETHIOPIA	230,750	0	-100.00	302,283	0	-100.00
TANZANIA, UNITED REPUBLIC O	801	148	-81.52	1,829	499	-72.72
MADAGASCAR	970,962	992,344	2.20	1,088,124	718,967	-33.93
KENYA	44,907	380,260	746.77	106,427	240,452	125.93
REUNION	15,317	13,437	-12.27	35,454	20,936	-40.95
MOZAMBIQUE	0	17,095	-	0	17,951	-
GHANA	19,365	116,433	501.25	90,258	95,798	6.14
LIBERIA	0	49,310	-	0	31,010	-
ANGOLA	676,218	2,358,465	248.77	1,378,362	9,706,286	604.19
CAMEROON	16,827	15,116	-10.17	33,571	36,410	8.46
NIGERIA	164,813	246,136	49.34	338,850	353,531	4.33

TABEL 5. PERKEMBANGAN EKSPOR INDONESIA MENURUT KOMODITI DAN NEGARA TUJUAN

JENIS BARANG	BERAT BERSIH (KG)		PERUB	NILAI FOB (US \$)		PERUB
	JAN-MEI 2008	JAN-MEI 2009	%	JAN-MEI 2008	JAN-MEI 2009	%
(1)	(2)	(3)	(4)	(5)	(6)	(7)
GABON	656	150	-77.13	6,177	1,960	-68.27
COTE D'IVOIRE	31,715	7,548	-76.20	37,169	9,417	-74.66
SENEGAL	281	4,448	1,482.92	353	4,243	1,101.98
MAURITANIA	194,066	227,315	17.13	539,666	938,756	73.95
BENIN	62,891	172,131	173.70	94,253	247,176	162.25
BURKINA FASO	0	3,644	-	0	11,022	-
SEYCHELLES	415,339	12,466	-97.00	380,910	33,950	-91.09
UGANDA	0	3,614	-	0	11,991	-
NIGER	88	0	-100.00	250	0	-100.00
DJIBOUTI	844,054	128	-99.98	987,554	200	-99.98
SOUTH AFRICA	2,057,403	902,242	-56.15	3,080,021	2,239,343	-27.29
ZIMBABWE	5,074	0	-100.00	10,258	0	-100.00
ZAMBIA	139,326	0	-100.00	299,140	0	-100.00
MAURITIUS	2,095,454	1,967,632	-6.10	3,326,886	3,070,882	-7.70
VIRGIN ISLANDS (BRITISH)	85	2,567	2,920.00	521	973	86.76
AUSTRALIA	55,632,670	33,674,247	-39.47	50,596,065	54,086,661	6.90
NEW ZEALAND	1,834,361	2,951,902	60.92	2,226,463	3,134,556	40.79
MICRONESIA, FEDERATED STAT	0	6,520	-	0	20,921	-
GUAM	16,206	89	-99.45	9,393	573	-93.90
PALAU	915	3	-99.67	1,547	60	-96.12
NEW CALEDONIA	18,629	32,395	73.90	38,678	38,675	-0.01
SAINT VINCENT AND THE GREN.	43	0	-100.00	43	0	-100.00
VANUATU	44,201	6,550	-85.18	79,496	18,656	-76.53
WALLIS AND FUTUNA ISLANDS	840	49	-94.17	1,824	92	-94.96
COOK ISLANDS	3,335	13	-99.61	22,279	63	-99.72
FIJI	40,615	177,026	335.86	56,466	328,383	481.56
SOLOMON ISLANDS	4,943	0	-100.00	13,714	0	-100.00
TONGA	1,088	5	-99.54	1,471	10	-99.32
EAST TIMOR	2,566,737	4,519,094	76.06	2,512,099	3,940,469	56.86
UNITED STATES	29,532,122	20,913,654	-29.18	71,943,010	60,466,320	-15.95
CANADA	674,229	1,630,707	141.86	3,333,916	2,840,010	-14.81
MEXICO	488,815	4,960,078	914.71	1,254,240	12,928,259	930.76
GUATEMALA	102,225	61,663	-39.68	253,068	174,037	-31.23
HONDURAS	102	0	-100.00	65	0	-100.00
NICARAGUA	794	8	-98.99	962	17	-98.23
PANAMA	350	141	-59.71	602	599	-0.50
SURINAME	16,874	0	-100.00	37,286	0	-100.00
CHILE	282,102	160,296	-43.18	432,679	251,970	-41.77
VENEZUELA	1,848	509,658	27,478.90	93,826	1,177,294	1,154.76
ARGENTINA	74,719	37,246	-50.15	498,752	481,392	-3.48
BRAZIL	798,470	176,440	-77.90	2,495,423	425,801	-82.94
COLOMBIA	23,693	644,627	2,620.75	81,505	4,243,831	5,106.84
ECUADOR	459,761	1,691	-99.63	853,219	4,527	-99.47
PERU	371,246	128,466	-65.40	730,031	239,169	-67.24
TRINIDAD AND TOBAGO	95,964	99,419	3.60	101,279	294,156	190.44
JAMAICA	409	823	101.22	137	688	402.19
PUERTO RICO	297	117	-60.61	794	786	-1.01
DOMINICAN REPUBLIC	1,072	397	-62.97	1,458	1,177	-19.27
COSTA RICA	2,883	3,246	12.59	3,553	3,579	0.73
HAITI	0	53	-	0	118	-
BARBADOS	50,950	23,324	-54.22	61,340	17,509	-71.46
ANGUILLA	0	67	-	0	86	-
ARUBA	362	0	-100.00	4,477	0	-100.00
BERMUDA	2	506	25,200.00	60	1,952	3,153.33
FRENCH GUIANA	2,101	5,009	138.41	6,300	15,537	146.62
FRENCH POLYNESIA	1,829,070	6,608	-99.64	1,516,034	10,314	-99.32
MARTINIQUE	1,113	900	-19.14	3,050	1,130	-62.95
NETHERLANDS ANTILLES	2,002	7,969	298.05	5,773	7,383	27.89
TURKS AND CAICOS ISLANDS	128	0	-100.00	212	0	-100.00
GUADELOUPE	2,407	4,577	90.15	4,648	4,705	1.23
SAINT KITTS AND NEVIS	779	0	-100.00	1,161	0	-100.00
UNITED KINGDOM	11,344,931	6,920,927	-39.00	8,645,123	7,591,496	-12.19
NETHERLANDS	31,798,180	33,264,706	4.61	28,315,089	22,671,412	-19.93
FRANCE	232,068	212,220	-8.55	1,272,388	731,937	-42.48
GERMANY, FED. REP. OF	33,239,597	4,680,833	-85.92	27,972,491	5,950,357	-78.73
AUSTRIA	716	211,859	29,489.25	1,850	222,667	11,936.05
BELGIUM	2,196,858	2,075,839	-5.51	11,449,191	7,959,038	-30.48
SWITZERLAND	29,539,992	17,198,210	-41.78	185,217,667	38,740,548	-79.08
DENMARK	9,725,015	24,715	-99.75	7,240,006	61,036	-99.16
NORWAY	7,002	1,304	-81.38	18,276	6,196	-66.10
SWEDEN	105,008	45,573	-56.60	324,960	119,399	-63.26
FINLAND	12,985	3,354	-74.17	127,802	46,608	-63.53
IRELAND	2,275	588,438	25,765.41	4,101	410,431	9,908.07
ITALY	2,007,259	1,555,686	-22.50	6,582,028	2,739,718	-58.38
SPAIN	156,407	264,516	69.12	663,761	672,138	1.26
PORTUGAL	103,908	11,699	-88.74	104,982	79,001	-24.75
ICELAND	119,937	0	-100.00	258,000	0	-100.00
GREECE	30,158	21,492	-28.74	56,430	145,097	157.13

TABEL 5. PERKEMBANGAN EKSPOR INDONESIA MENURUT KOMODITI DAN NEGARA TUJUAN

JENIS BARANG	BERAT BERSIH (KG)		PERUB %	NILAI FOB (US \$)		PERUB %
	JAN-MEI 2008	JAN-MEI 2009		JAN-MEI 2008	JAN-MEI 2009	
(1)	(2)	(3)	(4)	(5)	(6)	(7)
DEMOCRATIC REPUBLIC OF THE	955	0	-100.00	3,636	0	-100.00
HUNGARY	1,290	1,781	38.06	2,025	3,024	49.33
POLAND	67,893	149,880	120.76	193,956	444,694	129.28
ROMANIA	714	690	-3.36	2,266	1,898	-16.24
BULGARIA	9,846	171	-98.26	26,904	146	-99.46
YUGOSLAVIA	381	213	-44.09	386	473	22.54
KAZAKHSTAN	0	564,178	-	0	2,359,913	-
UKRAINE	17,059	77,680	355.36	31,355	162,178	417.23
LITHUANIA	163,185	2,051	-98.74	370,835	6,092	-98.36
LATVIA	0	44	-	0	196	-
ESTONIA	314,974	0	-100.00	698,727	0	-100.00
CROATIA	10,487	2,555	-75.64	31,966	3,813	-88.07
BOSNIA AND HERZEGOVINA	170	0	-100.00	798	0	-100.00
MALTA	1,709	86	-94.97	4,633	413	-91.09
SLOVAKIA	377	23,293	6,078.51	2,438	58,936	2,317.39
SLOVENIA	5,534	20,597	272.19	20,884	104,090	398.42
CZECH REPUBLIC	2,985	165,221	5,435.04	6,431	410,769	6,287.33
REP. OF MACEDONIA	0	4,979	-	0	6,243	-
RUSSIA FEDERATION	1,305,915	138,845	-89.37	3,712,283	298,100	-91.97
-TEMBAGA	113,579,563	131,088,858	15.42	931,002,690	703,496,344	-24.44
JAPAN	1,666,960	1,757,737	5.45	61,972,950	163,642,594	164.05
HONG KONG	5,260,686	2,794,270	-46.88	36,348,773	10,506,736	-71.09
KOREA, REPUBLIC OF	2,778,580	5,078,657	82.78	94,994,019	72,275,356	-23.92
TAIWAN	7,871,753	3,640,555	-53.75	52,935,023	14,543,836	-72.53
CHINA	26,063,565	41,578,140	59.53	132,620,035	147,076,603	10.90
THAILAND	23,254,548	18,558,581	-20.19	178,980,186	70,525,036	-60.60
SINGAPORE	8,712,868	15,795,488	81.29	98,040,455	58,161,852	-40.68
PHILIPPINES	5,780,496	2,604,290	-54.95	46,025,035	12,640,072	-72.54
MALAYSIA	25,254,727	33,091,702	31.03	192,610,385	129,340,679	-32.85
BRUNEI DARUSSALAM	0	14	-	0	52	-
LAO PEOPLE'S DEMOCRATIC RE	0	45	-	0	993	-
VIET NAM	3,144,356	4,027,175	28.08	25,473,928	16,504,567	-35.21
MALDIVES	77	2,057	2,571.43	657	19,257	2,831.05
INDIA	385,883	504,952	30.86	3,200,816	2,022,559	-36.81
PAKISTAN	96,587	696,409	621.02	654,500	2,135,541	226.29
BANGLADESH	0	152,440	-	0	621,167	-
SAUDI ARABIA	0	5,227	-	0	83,575	-
KUWAIT	0	2,117	-	0	9,587	-
YEMEN	0	40,494	-	0	134,386	-
OMAN	0	412	-	0	3,329	-
UNITED ARAB EMIRATES	200	1,016	408.00	6,975	7,785	11.61
QATAR	3,021	0	-100.00	2,275	0	-100.00
BAHRAIN	0	59	-	0	656	-
ALGERIA	0	255	-	0	2,772	-
SUDAN	0	18	-	0	550	-
ETHIOPIA	0	6,540	-	0	31,341	-
MADAGASCAR	500,000	57,246	-88.55	275,000	32,802	-88.07
KENYA	5,984	0	-100.00	27,882	0	-100.00
ANGOLA	0	41	-	0	513	-
SEYCHELLES	0	112	-	0	370	-
SOUTH AFRICA	1,407	481	-65.81	2,084	456	-78.12
MAURITIUS	0	387	-	0	407	-
VIRGIN ISLANDS (BRITISH)	959	11	-98.85	2,630	73	-97.22
AUSTRALIA	10,105	11,193	10.77	61,684	115,908	87.91
NEW ZEALAND	245,456	218,997	-10.78	221,912	118,656	-46.53
PALAU	0	1	-	0	19	-
NEW CALEDONIA	53	0	-100.00	150	0	-100.00
VANUATU	272	168	-38.24	512	186	-63.67
FIJI	2,372	28	-98.82	10,921	707	-93.53
TONGA	37	0	-100.00	30	0	-100.00
TUVALU	0	437	-	0	655	-
EAST TIMOR	70,769	25	-99.96	43,242	48	-99.89
UNITED STATES	2,308,154	331,111	-85.65	5,516,755	1,861,965	-66.25
CANADA	33,945	39,013	14.93	314,437	208,769	-33.61
VENEZUELA	21	0	-100.00	177	0	-100.00
BRAZIL	5,023	26,673	431.02	27,696	369,219	1,233.11
PERU	13	0	-100.00	100	0	-100.00
PUERTO RICO	1	0	-100.00	3	0	-100.00
NETHERLANDS ANTILLES	252	0	-100.00	1,105	0	-100.00
UNITED KINGDOM	17,071	4,887	-71.37	78,514	52,454	-33.19
NETHERLANDS	8,108	10,555	30.18	58,554	88,088	50.44
FRANCE	3,709	1,508	-59.34	13,873	62,697	351.94
GERMANY, FED. REP. OF	3,511	33,146	844.06	21,170	104,313	392.74
AUSTRIA	710	124	-82.54	9,084	1,299	-85.70
BELGIUM	71,997	9,330	-87.04	408,645	160,361	-60.76
SWITZERLAND	101	16	-84.16	827	50	-93.95
DENMARK	1,582	36	-97.72	1,174	96	-91.82

TABEL 5. PERKEMBANGAN EKSPOR INDONESIA MENURUT KOMODITI DAN NEGARA TUJUAN

JENIS BARANG	BERAT BERSIH (KG)		PERUB	NILAI FOB (US \$)		PERUB
	JAN-MEI 2008	JAN-MEI 2009	%	JAN-MEI 2008	JAN-MEI 2009	%
(1)	(2)	(3)	(4)	(5)	(6)	(7)
SWEDEN	4,528	229	-94.94	5,443	240	-95.59
ITALY	2,397	3,336	39.17	6,119	13,598	122.23
SPAIN	3,649	338	-90.74	6,544	966	-85.24
PORTUGAL	0	43	-	0	1,224	-
GREECE	2,036	8	-99.61	6,412	84	-98.69
ROMANIA	1	0	-100.00	25	0	-100.00
BULGARIA	0	14	-	0	12	-
SLOVAKIA	1,033	339	-67.18	13,974	3,505	-74.92
CZECH REPUBLIC	0	375	-	0	5,723	-
-SENG	1,615,812	1,531,576	-5.21	4,429,996	1,483,850	-66.50
JAPAN	997,202	582,553	-41.58	1,799,100	654,020	-63.65
TAIWAN	45,496	186,672	310.30	10,560	93,251	783.06
CHINA	75,355	190,105	152.28	156,354	136,201	-12.89
PAPUA NEW GUINEA	172	0	-100.00	165	0	-100.00
THAILAND	38,031	0	-100.00	52,575	0	-100.00
SINGAPORE	45,786	188,593	311.90	82,115	172,048	109.52
PHILIPPINES	31,032	28,949	-6.71	46,967	58,160	23.83
MALAYSIA	40,000	0	-100.00	78,000	0	-100.00
VIET NAM	232	1,516	553.45	1,494	3,991	167.14
INDIA	68,075	19,000	-72.09	173,743	16,430	-90.54
PAKISTAN	54,015	0	-100.00	1,728,480	0	-100.00
TANZANIA, UNITED REPUBLIC O	0	428	-	0	4,252	-
KENYA	8,000	0	-100.00	13,216	0	-100.00
GHANA	279	0	-100.00	833	0	-100.00
NIGERIA	20,000	20,000	0.00	20,000	20,000	0.00
GAMBIA	0	251	-	0	235	-
AMERICAN SAMOA	4,154	0	-100.00	6,955	0	-100.00
SAMOA	2,898	0	-100.00	8,126	0	-100.00
EAST TIMOR	181,742	313,363	72.42	245,171	324,982	32.55
UNITED STATES	18	0	-100.00	100	0	-100.00
GUATEMALA	0	135	-	0	188	-
UNITED KINGDOM	9	0	-100.00	91	0	-100.00
NETHERLANDS	885	9	-98.98	5,563	56	-98.99
FRANCE	1	0	-100.00	2	0	-100.00
SWEDEN	2,430	0	-100.00	386	0	-100.00
ITALY	0	2	-	0	36	-
-LOGAM TIDAK MULIA LAIN	167,056,175	18,796,939	-88.75	105,279,203	66,486,494	-36.85
JAPAN	2,958,835	2,328,996	-21.29	12,811,148	10,857,143	-15.25
HONG KONG	721,063	294,916	-59.10	2,155,590	1,067,734	-50.47
KOREA, REPUBLIC OF	66,557,502	139,097	-99.79	5,702,430	330,530	-94.20
TAIWAN	117,937	69,069	-41.44	301,663	215,805	-28.46
CHINA	566,538	596,653	5.32	2,009,127	1,013,977	-49.53
MACAU	5,414	2	-99.96	44	2	-95.45
PAPUA NEW GUINEA	207,381	408,309	96.89	620,455	1,403,864	126.26
THAILAND	1,358,583	1,109,879	-18.31	9,404,621	6,916,962	-26.45
SINGAPORE	10,439,206	5,163,697	-50.54	16,427,803	11,355,688	-30.88
PHILIPPINES	1,585,440	957,922	-39.58	2,630,166	2,266,460	-13.83
MALAYSIA	2,026,767	1,221,837	-39.71	7,882,313	4,207,153	-46.63
MYANMAR (FORM. BURMA)	575	0	-100.00	1,244	0	-100.00
CAMBODIA	4,658	7,442	59.77	11,220	18,769	67.28
BRUNEI DARUSSALAM	25,584	38,601	50.88	60,070	181,801	202.65
LAO PEOPLE'S DEMOCRATIC RE	1,350	5,472	305.33	51,478	17,962	-65.11
VIET NAM	1,348,320	787,044	-41.63	7,417,344	4,796,107	-35.34
MALDIVES	14,815	14,243	-3.86	45,780	38,097	-16.78
INDIA	69,932,474	221,916	-99.68	2,845,254	579,443	-79.63
PAKISTAN	88,739	79,460	-10.46	368,759	245,028	-33.55
BANGLADESH	0	12,428	-	0	17,074	-
SRI LANKA	59,879	78,077	30.39	238,649	118,238	-50.46
AFGHANISTAN	0	210	-	0	688	-
IRAN (ISLAMIC REPUBLIC OF)	217,118	45,896	-78.86	412,694	138,034	-66.55
SAUDI ARABIA	90,678	69,365	-23.50	145,872	99,282	-31.94
ISRAEL	18,531	654	-96.47	35,899	440	-98.77
KUWAIT	19,174	6,480	-66.20	84,719	14,223	-83.21
JORDAN	13,206	27,811	110.59	38,517	55,104	43.06
LEBANON	25,943	36,647	41.26	322,625	194,619	-39.68
YEMEN	323	20,000	6,091.95	1,467	22,680	1,446.01
OMAN	6,246	24,385	290.41	23,118	39,549	71.07
SYRIA ARAB REPUBLIC	84,376	57,822	-31.47	86,391	76,002	-12.03
TURKEY	63,969	1,868	-97.08	420,274	48,489	-88.46
UNITED ARAB EMIRATES	1,069,262	510,900	-52.22	1,892,500	1,132,854	-40.14
QATAR	107,180	23,282	-78.28	215,582	81,709	-62.10
BAHRAIN	21,569	60,003	178.19	28,641	85,358	198.03
CYPRUS	52,251	13,022	-75.08	60,958	34,717	-43.05
EGYPT	35,816	481	-98.66	112,050	35,849	-68.01
LIBYAN ARAB JAMAHIRIYA	19,997	69,945	249.78	26,390	85,265	223.10
MOROCCO	16,431	139	-99.15	19,823	928	-95.32

TABEL 5. PERKEMBANGAN EKSPOR INDONESIA MENURUT KOMODITI DAN NEGARA TUJUAN

JENIS BARANG	BERAT BERSIH (KG)		PERUB	NILAI FOB (US \$)		PERUB
	JAN-MEI 2008	JAN-MEI 2009	%	JAN-MEI 2008	JAN-MEI 2009	%
(1)	(2)	(3)	(4)	(5)	(6)	(7)
TUNISIA	240	0	-100.00	302	0	-100.00
ALGERIA	288	1,140	295.83	8,065	12,329	52.87
SUDAN	8,056	1	-99.99	111,956	60	-99.95
NAMIBIA	1,400	0	-100.00	100	0	-100.00
ETHIOPIA	60,148	0	-100.00	63,285	0	-100.00
TANZANIA, UNITED REPUBLIC O	13,889	13,471	-3.01	63,085	39,480	-37.42
MADAGASCAR	13,987	915	-93.46	35,075	181	-99.48
KENYA	83,539	105,343	26.10	303,229	479,046	57.98
REUNION	12,225	7,173	-41.33	12,935	7,703	-40.45
MOZAMBIQUE	194	8,402	4,230.93	485	78,124	16,008.04
BOTSWANA	0	6	-	0	23	-
GHANA	0	198	-	0	68,398	-
LIBERIA	19,101	3,425	-82.07	86,611	107,718	24.37
GUINEA	0	81	-	0	76	-
ANGOLA	204	1,549	659.31	14,111	9,119	-35.38
NIGERIA	471,759	121,570	-74.23	1,022,413	171,137	-83.26
SIERRA LEONE	4,129	0	-100.00	21,501	0	-100.00
COTE D'IVOIRE	0	22	-	0	70	-
BENIN	57,534	0	-100.00	42,080	0	-100.00
BURKINA FASO	23	0	-100.00	50	0	-100.00
GAMBIA	0	12,415	-	0	34,779	-
U.S. VIRGIN ISLANDS	200	0	-100.00	520	0	-100.00
SEYCHELLES	27,055	4	-99.99	46,396	11	-99.98
UGANDA	30,360	0	-100.00	85,620	0	-100.00
SAO TOME AND PRINCIPE	7,277	0	-100.00	8,700	0	-100.00
SOUTH AFRICA	165,115	193,054	16.92	607,728	766,126	26.06
MAURITIUS	9,424	2,267	-75.94	44,463	12,371	-72.18
AUSTRALIA	946,029	361,768	-61.76	5,163,731	2,988,771	-42.12
NEW ZEALAND	70,427	27,006	-61.65	226,786	127,657	-43.71
GUAM	186	11,300	5,975.27	876	20,679	2,260.62
PALAU	0	7	-	0	138	-
NEW CALEDONIA	58,540	51,490	-12.04	206,349	163,655	-20.69
SAINT VINCENT AND THE GREN.	4,662	0	-100.00	44,100	0	-100.00
VANUATU	49	8,299	16,836.73	28	28,381	101,260.71
COOK ISLANDS	0	66	-	0	98	-
FIJI	11,768	9,659	-17.92	80,797	46,780	-42.10
SAMOA	1,986	875	-55.94	9,924	3,724	-62.47
TONGA	1,444	0	-100.00	1,114	0	-100.00
EAST TIMOR	285,708	516,585	80.81	217,177	441,664	103.37
UNITED STATES	992,738	436,179	-56.06	7,827,025	3,852,702	-50.78
CANADA	163,836	66,633	-59.33	1,931,632	311,531	-83.87
MEXICO	13,509	1,228	-90.91	79,107	15,270	-80.70
GUATEMALA	0	227	-	0	313	-
HONDURAS	0	96	-	0	336	-
PANAMA	428	40,827	9,439.02	804	195,438	24,208.21
SURINAME	143	1	-99.30	1,360	334	-75.44
CHILE	8,114	4,663	-42.53	64,751	58,945	-8.97
VENEZUELA	4,599	1,170	-74.56	17,861	4,912	-72.50
ARGENTINA	22,397	31,097	38.84	317,342	818,865	158.04
BRAZIL	69,909	49,038	-29.85	657,975	747,787	13.65
COLOMBIA	784	1,365	74.11	8,762	14,762	68.48
BOLIVIA	42	0	-100.00	450	0	-100.00
URUGUAY	300	215	-28.33	3,450	738	-78.61
ECUADOR	0	313	-	0	4,980	-
PERU	0	358	-	0	425	-
TRINIDAD AND TOBAGO	0	17,936	-	0	41,733	-
BAHAMAS	712	0	-100.00	1,206	0	-100.00
JAMAICA	688	81	-88.23	1,111	1,981	78.31
PUERTO RICO	1,951	173	-91.13	4,056	521	-87.15
DOMINICAN REPUBLIC	438	0	-100.00	1,191	0	-100.00
COSTA RICA	4,005	640	-84.02	10,473	515	-95.08
BARBADOS	0	10,165	-	0	25,833	-
ANTIGUA AND BARBUDA	273	0	-100.00	662	0	-100.00
ANGUILLA	0	359	-	0	1,278	-
ARUBA	1,095	750	-31.51	1,819	657	-63.88
BERMUDA	327	646	97.55	2,428	4,285	76.48
CAYMAN ISLANDS	28	0	-100.00	45	0	-100.00
FRENCH GUIANA	229	894	290.39	793	1,003	26.48
FRENCH POLYNESIA	15,695	10,202	-35.00	29,233	22,580	-22.76
GRENADA	2,403	0	-100.00	5,056	0	-100.00
MARTINIQUE	4,961	972	-80.41	7,228	1,454	-79.88
NETHERLANDS ANTILLES	2,678	859	-67.92	15,139	3,026	-80.01
SAINT LUCIA	733	7,963	986.36	2,628	24,924	848.40
GUADELOUPE	177	0	-100.00	217	0	-100.00
UNITED KINGDOM	816,078	71,248	-91.27	2,376,809	432,956	-81.78
NETHERLANDS	203,680	101,014	-50.41	1,250,200	920,536	-26.37
FRANCE	175,674	170,230	-3.10	528,501	347,098	-34.32
GERMANY, FED. REP. OF	1,151,104	1,125,110	-2.26	3,624,137	2,903,963	-19.87

TABEL 5. PERKEMBANGAN EKSPOR INDONESIA MENURUT KOMODITI DAN NEGARA TUJUAN

JENIS BARANG	BERAT BERSIH (KG)		PERUB	NILAI FOB (US \$)		PERUB
	JAN-MEI 2008	JAN-MEI 2009	%	JAN-MEI 2008	JAN-MEI 2009	%
(1)	(2)	(3)	(4)	(5)	(6)	(7)
AUSTRIA	11,121	2,082	-81.28	126,636	6,091	-95.19
BELGIUM	140,254	51,417	-63.34	300,822	86,889	-71.12
SWITZERLAND	20,976	16,943	-19.23	332,191	277,141	-16.57
LUXEMBOURG	2,100	60	-97.14	6,216	216	-96.53
DENMARK	5,229	38,383	634.04	213,295	60,217	-71.77
NORWAY	5,325	1,105	-79.25	14,571	40,356	176.96
SWEDEN	64,704	54,857	-15.22	303,375	491,769	62.10
FINLAND	3,007	2,735	-9.05	25,642	52,906	106.33
IRELAND	95,168	7,055	-92.59	178,786	11,307	-93.68
ITALY	461,751	291,842	-36.80	673,690	666,388	-1.08
SPAIN	259,496	157,990	-39.12	586,510	408,935	-30.28
PORTUGAL	20,278	4,085	-79.86	18,742	4,000	-78.66
GREECE	33,133	5,710	-82.77	84,076	24,756	-70.56
HUNGARY	5,900	989	-83.24	20,661	4,050	-80.40
POLAND	4,884	4,306	-11.83	68,405	33,367	-51.22
ROMANIA	380	52	-86.32	1,302	1,015	-22.04
BULGARIA	1,229	5,885	378.84	21,080	23,060	9.39
YUGOSLAVIA	0	265	-	0	512	-
ALBANIA	0	500	-	0	477	-
KAZAKHSTAN	336	0	-100.00	19,594	0	-100.00
UKRAINE	472	4,455	843.86	794	51,978	6,446.35
LITHUANIA	0	115	-	0	1,925	-
LATVIA	385	0	-100.00	822	0	-100.00
ESTONIA	0	16,345	-	0	31,087	-
CROATIA	2,878	9,371	225.61	14,890	28,428	90.92
MALTA	3,473	1,441	-58.51	3,363	1,832	-45.52
SLOVAKIA	2	92	4,500.00	10	2,290	22,800.00
SLOVENIA	570	2,888	406.67	609	5,667	830.54
CZECH REPUBLIC	3,009	1,098	-63.51	21,844	1,567	-92.83
RUSSIA FEDERATION	311	160	-48.55	25,556	4,662	-81.76
-PAKAIAN JADI	166,769,411	150,983,589	-9.47	2,449,197,891	2,302,561,605	-5.99
JAPAN	4,061,850	4,297,904	5.81	52,508,983	60,866,481	15.92
HONG KONG	261,085	332,128	27.21	4,521,115	5,797,884	28.24
KOREA, DEMOCRATIC PEOPLE'S	154	908	489.61	3,420	11,397	233.25
KOREA, REPUBLIC OF	600,903	1,176,393	95.77	9,095,533	14,640,803	60.97
TAIWAN	140,718	98,685	-29.87	1,842,554	1,798,790	-2.38
CHINA	345,796	323,767	-6.37	7,736,458	6,781,086	-12.35
MONGOLIA	81	71	-12.35	2,573	2,658	3.30
MACAU	46	114	147.83	1,147	1,428	24.50
PAPUA NEW GUINEA	242,689	95,305	-60.73	1,107,016	394,633	-64.35
THAILAND	527,602	473,081	-10.33	4,713,822	4,605,138	-2.31
SINGAPORE	1,672,415	1,671,338	-0.06	16,107,710	18,138,837	12.61
PHILIPPINES	132,938	315,217	137.12	1,710,395	3,188,148	86.40
MALAYSIA	4,093,520	4,834,876	18.11	23,204,639	37,498,164	61.60
MYANMAR (FORM. BURMA)	14,464	3,236	-77.63	214,581	34,378	-83.98
CAMBODIA	1,791	945	-47.24	12,038	4,146	-65.56
BRUNEI DARUSSALAM	120,870	51,238	-57.61	881,875	418,120	-52.59
LAO PEOPLE'S DEMOCRATIC RE	53,269	16,196	-69.60	325,113	61,202	-81.18
NEPAL	33,330	60,095	80.30	332,734	498,440	49.80
VIET NAM	219,616	226,247	3.02	1,439,420	1,920,723	33.44
MALDIVES	25,881	20,729	-19.91	97,746	64,481	-34.03
INDIA	104,404	95,774	-8.27	1,009,078	957,438	-5.12
PAKISTAN	287,996	377,290	31.01	2,824,483	2,985,724	5.71
BANGLADESH	6,989	35,960	414.52	30,803	219,440	612.40
SRI LANKA	709,948	621,059	-12.52	3,638,458	3,446,816	-5.27
IRAQ	0	10,155	-	0	43,000	-
IRAN (ISLAMIC REPUBLIC OF)	66,044	112,520	70.37	370,315	525,884	42.01
SAUDI ARABIA	2,801,032	3,120,183	11.39	26,064,831	28,903,552	10.89
ISRAEL	7,669	33,752	340.11	226,285	641,580	183.53
KUWAIT	241,988	302,118	24.85	2,235,984	2,527,664	13.04
JORDAN	2,320	45,593	1,865.22	34,800	359,340	932.59
LEBANON	9,285	8,933	-3.79	214,336	188,692	-11.96
YEMEN	237,968	271,838	14.23	2,452,972	1,943,405	-20.77
OMAN	13,211	1,892	-85.68	123,076	20,985	-82.95
SYRIA ARAB REPUBLIC	0	22,644	-	0	287,400	-
TURKEY	213,848	122,409	-42.76	4,419,019	2,591,606	-41.35
UNITED ARAB EMIRATES	5,317,712	4,602,115	-13.46	55,868,609	56,080,463	0.38
QATAR	12,888	2,085	-83.82	230,164	39,951	-82.64
BAHRAIN	47,611	34,774	-26.96	277,509	219,911	-20.76
CYPRUS	6,244	10,738	71.97	99,108	171,444	72.99
EGYPT	702,671	638,307	-9.16	8,850,642	8,134,868	-8.09
LIBYAN ARAB JAMAHIRIYA	109,343	243,695	122.87	415,526	1,170,412	181.67
MOROCCO	1,408	2,108	49.72	42,653	56,356	32.13
TUNISIA	3,339	7,223	116.32	19,881	35,244	77.27
ALGERIA	77,911	101,269	29.98	976,713	811,416	-16.92
SUDAN	827,658	1,304,007	57.55	9,168,132	11,529,271	25.75
ERITREA	345	0	-100.00	21,652	0	-100.00

TABEL 5. PERKEMBANGAN EKSPOR INDONESIA MENURUT KOMODITI DAN NEGARA TUJUAN

JENIS BARANG	BERAT BERSIH (KG)		PERUB	NILAI FOB (US \$)		PERUB
	JAN-MEI 2008	JAN-MEI 2009	%	JAN-MEI 2008	JAN-MEI 2009	%
(1)	(2)	(3)	(4)	(5)	(6)	(7)
NAMIBIA	10,759	95	-99.12	25,746	260	-98.99
ETHIOPIA	95,974	28,648	-70.15	1,020,361	252,480	-75.26
TANZANIA, UNITED REPUBLIC O	856,175	669,738	-21.78	474,252	350,892	-26.01
MADAGASCAR	71,977	30,194	-58.05	52,224	21,039	-59.71
SOMALIA	17,095	25,326	48.15	110,404	86,159	-21.96
KENYA	353,351	306,803	-13.17	645,514	738,570	14.42
REUNION	20,277	31,757	56.62	93,874	139,246	48.33
MOZAMBIQUE	132,315	110,371	-16.58	515,512	89,184	-82.70
EQUATORIAL GUINEA	28,471	0	-100.00	52,801	0	-100.00
TOGO	4,824,856	3,306,706	-31.47	7,469,768	7,792,954	4.33
GHANA	51,936	79,995	54.03	180,745	96,666	-46.52
LIBERIA	111,173	46,623	-58.06	135,171	246,480	82.35
GUINEA	828,752	710,862	-14.23	970,905	1,579,304	62.66
ANGOLA	560,220	464,823	-17.03	29,721	27,452	-7.63
CONGO	251,996	169,717	-32.65	276,556	282,282	2.07
CAMEROON	264,000	195,315	-26.02	395,680	1,156,597	192.31
NIGERIA	142,564	152,046	6.65	306,861	291,606	-4.97
SIERRA LEONE	104	42	-59.62	87	126	44.83
GABON	70,277	38,451	-45.29	457,323	20,264	-95.57
COTE D'IVOIRE	96,361	217,991	126.22	89,548	202,975	126.67
SENEGAL	1,026,604	761,026	-25.87	923,859	676,380	-26.79
MAURITANIA	67,408	32,285	-52.11	244,730	265,690	8.56
BENIN	1,251,335	573,510	-54.17	6,113,648	1,995,726	-67.36
GAMBIA	141,024	145,569	3.22	169,400	585,424	245.59
U.S. VIRGIN ISLANDS	231	0	-100.00	2,462	0	-100.00
SEYCHELLES	4,751	6,883	44.87	24,452	30,295	23.90
UGANDA	42,878	63,785	48.76	291,993	229,817	-21.29
NIGER	45,937	229,373	399.32	48,763	1,610,164	3,202.02
DJIBOUTI	68,037	16,399	-75.90	281,858	33,615	-88.07
SAINT HELENA	0	400	-	0	4,864	-
SAO TOME AND PRINCIPE	0	1,776	-	0	630	-
SOUTH AFRICA	382,199	685,165	79.27	5,064,323	7,204,387	42.26
ZIMBABWE	2,536	0	-100.00	10,229	0	-100.00
MALAWI	11,959	14,868	24.32	6,975	14,850	112.90
MAURITIUS	69,772	51,878	-25.65	382,650	347,957	-9.07
VIRGIN ISLANDS (BRITISH)	46	835	1,715.22	195	2,934	1,404.62
AUSTRALIA	913,435	871,253	-4.62	16,880,343	16,780,532	-0.59
NEW ZEALAND	116,362	72,192	-37.96	1,912,910	1,598,339	-16.44
GUAM	1,893	3,296	74.12	8,174	12,515	53.11
PALAU	127	322	153.54	769	6,371	728.48
NEW CALEDONIA	51,628	26,348	-48.97	433,174	237,471	-45.18
NORTHERN MARIANA ISLANDS	108	0	-100.00	729	0	-100.00
SAINT VINCENT AND THE GREN.	3	0	-100.00	8	0	-100.00
VANUATU	9,673	11,498	18.87	15,531	11,964	-22.97
WALLIS AND FUTUNA ISLANDS	9,938	3,121	-68.60	14,821	5,470	-63.09
AMERICAN SAMOA	6,232	6,184	-0.77	46,408	77,842	67.73
COOK ISLANDS	2,306	594	-74.24	29,599	5,985	-79.78
FIJI	35,242	32,153	-8.77	317,023	221,362	-30.17
SOLOMON ISLANDS	3,440	0	-100.00	9,173	0	-100.00
TONGA	0	16,860	-	0	26,257	-
TUVALU	5,009	0	-100.00	12,602	0	-100.00
UNITED STATES MINOR OUTLYII	0	5,636	-	0	37,688	-
EAST TIMOR	87,897	85,592	-2.62	81,020	123,767	52.76
UNITED STATES	92,451,170	81,065,432	-12.32	1,490,334,337	1,317,241,898	-11.61
CANADA	2,379,000	2,371,860	-0.30	49,966,667	50,067,512	0.20
MEXICO	1,212,669	849,378	-29.96	15,728,053	15,489,727	-1.52
GUATEMALA	18,608	1,607	-91.36	90,176	20,314	-77.47
HONDURAS	0	1,993	-	0	95,102	-
NICARAGUA	18,140	0	-100.00	38,432	0	-100.00
PANAMA	591,522	562,256	-4.95	6,376,118	6,882,302	7.94
SURINAME	15,894	9,288	-41.56	56,820	40,337	-29.01
CHILE	164,296	180,393	9.80	2,123,720	2,767,773	30.33
VENEZUELA	18,716	27,235	45.52	216,123	224,214	3.74
ARGENTINA	90,357	134,702	49.08	1,686,769	3,210,387	90.33
BRAZIL	353,997	483,512	36.59	3,147,508	5,010,994	59.21
COLOMBIA	6,823	7,171	5.10	188,382	134,156	-28.79
BOLIVIA	394	291	-26.14	12,025	13,120	9.11
URUGUAY	16,757	15,335	-8.49	333,142	360,384	8.18
PARAGUAY	262	4,529	1,628.63	5,462	114,926	2,004.10
ECUADOR	10,908	5,704	-47.71	179,111	110,794	-38.14
PERU	8,525	6,966	-18.29	188,336	181,726	-3.51
GUYANA	2,745	3,008	9.58	2,450	3,195	30.41
TRINIDAD AND TOBAGO	10	0	-100.00	26	0	-100.00
BAHAMAS	3,893	0	-100.00	25,523	0	-100.00
JAMAICA	566	354	-37.46	14,796	5,771	-61.00
PUERTO RICO	94,237	158,854	68.57	1,123,819	1,526,493	35.83
BELIZE	2,883	5,741	99.13	16,737	34,221	104.46
DOMINICAN REPUBLIC	1,787	3,987	123.11	12,665	28,623	126.00

TABEL 5. PERKEMBANGAN EKSPOR INDONESIA MENURUT KOMODITI DAN NEGARA TUJUAN

JENIS BARANG	BERAT BERSIH (KG)		PERUB %	NILAI FOB (US \$)		PERUB %
	JAN-MEI 2008	JAN-MEI 2009		JAN-MEI 2008	JAN-MEI 2009	
(1)	(2)	(3)	(4)	(5)	(6)	(7)
EL SALVADOR	8,474	92	-98.91	35,473	1,108	-96.88
COSTA RICA	7,628	7,641	0.17	53,164	75,950	42.86
HAITI	0	40	-	0	78	-
BARBADOS	121	487	302.48	7,803	16,780	115.05
ANTIGUA AND BARBUDA	169	17	-89.94	2,052	628	-69.40
ARUBA	1,309	3,058	133.61	35,858	22,256	-37.93
BERMUDA	2,686	3,439	28.03	25,865	11,870	-54.11
CAYMAN ISLANDS	194	0	-100.00	170	0	-100.00
DOMINICA	2,581	0	-100.00	13,101	0	-100.00
FRENCH GUIANA	3,697	110	-97.02	23,372	304	-98.70
FRENCH POLYNESIA	57,055	20,600	-63.89	206,747	174,958	-15.38
GREENLAND	46	0	-100.00	1,198	0	-100.00
MARTINIQUE	5,268	983	-81.34	27,954	15,367	-45.03
NETHERLANDS ANTILLES	74,164	117,215	58.05	718,714	1,044,146	45.28
SAINT LUCIA	902	1,545	71.29	4,136	8,964	116.73
TURKS AND CAICOS ISLANDS	142	0	-100.00	305	0	-100.00
GUADELOUPE	6,432	1,764	-72.57	20,076	9,899	-50.69
SAINT KITTS AND NEVIS	688	973	41.42	5,455	21,359	291.55
UNITED KINGDOM	7,019,538	6,992,357	-0.39	127,208,532	130,033,670	2.22
NETHERLANDS	2,329,109	2,724,385	16.97	46,611,158	52,824,604	13.33
FRANCE	2,445,999	2,396,471	-2.02	43,333,752	42,574,906	-1.75
GERMANY, FED. REP. OF	10,145,020	8,739,373	-13.86	194,907,953	183,496,630	-5.85
AUSTRIA	172,259	76,207	-55.76	3,698,566	2,675,482	-27.66
BELGIUM	3,368,533	2,309,317	-31.44	69,111,603	54,431,879	-21.24
SWITZERLAND	251,264	204,055	-18.79	4,556,594	4,238,131	-6.99
LUXEMBOURG	1,090	471	-56.79	9,650	7,040	-27.05
GIBRALTAR	0	21	-	0	321	-
DENMARK	141,552	77,130	-45.51	2,288,826	1,499,865	-34.47
NORWAY	100,002	96,850	-3.15	1,922,775	2,058,555	7.06
SWEDEN	317,299	267,973	-15.55	4,523,507	4,740,129	4.79
FINLAND	11,802	22,633	91.77	175,825	271,189	54.24
IRELAND	272,303	260,991	-4.15	4,270,632	4,470,837	4.69
ITALY	1,550,807	1,242,607	-19.87	31,792,244	32,111,224	1.00
SPAIN	2,063,832	1,891,896	-8.33	26,091,648	31,531,711	20.85
PORTUGAL	32,475	48,342	48.86	351,981	586,161	66.53
ICELAND	6	0	-100.00	300	0	-100.00
GREECE	83,587	87,832	5.08	1,179,942	1,809,567	53.36
DEMOCRATIC REPUBLIC OF THE	127,065	69,137	-45.59	801,547	188,666	-76.46
HUNGARY	9,342	11,301	20.97	208,698	224,131	7.39
POLAND	134,951	88,080	-34.73	1,848,063	1,577,527	-14.64
ROMANIA	15,077	19,904	32.02	284,445	322,140	13.25
BULGARIA	2,824	3,820	35.27	31,930	115,533	261.83
YUGOSLAVIA	10,290	7,434	-27.76	194,480	156,355	-19.60
ALBANIA	0	3	-	0	62	-
KAZAKHSTAN	11,351	8,415	-25.87	342,357	218,219	-36.26
UKRAINE	451,020	215,569	-52.20	6,065,066	3,987,181	-34.26
LITHUANIA	0	72	-	0	216	-
LATVIA	13,677	34	-99.75	257,806	159	-99.94
ESTONIA	22,735	1,921	-91.55	268,281	30,118	-88.77
CROATIA	23,648	18,959	-19.83	108,693	143,688	32.20
BOSNIA AND HERZEGOVINA	0	216	-	0	3,920	-
MALTA	48,056	9,672	-79.87	367,556	84,399	-77.04
SLOVAKIA	25,292	71,091	181.08	416,884	715,301	71.58
SLOVENIA	2,719	10,039	269.22	38,981	303,700	679.10
CZECH REPUBLIC	55,094	54,234	-1.56	1,452,242	1,680,054	15.69
RUSSIA FEDERATION	368,585	465,999	26.43	9,321,959	12,339,068	32.37
-KAIN TENUN	116,901,098	86,704,746	-25.83	623,588,029	469,573,207	-24.70
JAPAN	13,485,319	11,868,827	-11.99	59,345,193	48,416,674	-18.42
HONG KONG	1,512,341	1,413,298	-6.55	10,866,957	9,231,961	-15.05
KOREA, REPUBLIC OF	2,231,691	2,180,748	-2.28	8,507,176	7,715,171	-9.31
TAIWAN	2,228,910	2,905,951	30.38	11,540,459	13,605,796	17.90
CHINA	4,448,351	1,985,929	-55.36	18,021,448	12,379,748	-31.31
MACAU	74,694	52,366	-29.89	480,064	306,201	-36.22
PAPUA NEW GUINEA	90,901	198,488	118.36	490,219	1,227,678	150.43
THAILAND	3,098,178	2,477,585	-20.03	15,962,900	20,097,389	25.90
SINGAPORE	2,536,180	1,201,540	-52.62	26,083,036	8,781,228	-66.33
PHILIPPINES	1,464,061	1,320,628	-9.80	9,597,103	5,626,682	-41.37
MALAYSIA	8,814,233	6,497,024	-26.29	36,314,585	29,449,664	-18.90
MYANMAR (FORM. BURMA)	350,779	340,816	-2.84	2,494,783	2,619,775	5.01
CAMBODIA	760,151	359,713	-52.68	3,653,803	2,158,670	-40.92
BRUNEI DARUSSALAM	60,040	37,079	-38.24	410,038	259,687	-36.67
LAO PEOPLE'S DEMOCRATIC RE	91,705	93,736	2.21	383,298	383,269	-0.01
NEPAL	979	13,754	1,304.90	9,791	54,600	457.65
VIET NAM	2,179,631	2,714,690	24.55	12,514,039	13,285,483	6.16
MALDIVES	41,330	18,666	-54.84	80,315	82,363	2.55
INDIA	1,246,707	450,438	-63.87	6,875,785	2,985,090	-56.59
PAKISTAN	109,683	243,244	121.77	512,575	1,420,723	177.17

TABEL 5. PERKEMBANGAN EKSPOR INDONESIA MENURUT KOMODITI DAN NEGARA TUJUAN

JENIS BARANG	BERAT BERSIH (KG)		PERUB %	NILAI FOB (US \$)		PERUB %
	JAN-MEI 2008	JAN-MEI 2009		JAN-MEI 2008	JAN-MEI 2009	
(1)	(2)	(3)	(4)	(5)	(6)	(7)
BANGLADESH	2,230,790	2,459,110	10.23	10,336,745	11,372,888	10.02
SRI LANKA	1,851,052	1,633,242	-11.77	15,285,878	10,637,618	-30.41
AFGHANISTAN	0	149,414	-	0	1,118,719	-
IRAQ	6,375	2,907	-54.40	50,058	14,915	-70.20
IRAN (ISLAMIC REPUBLIC OF)	351,005	380,107	8.29	2,277,995	2,871,790	26.07
SAUDI ARABIA	5,059,772	5,476,038	8.23	35,246,056	38,758,221	9.96
ISRAEL	16,483	27,795	68.63	69,788	126,899	81.83
KUWAIT	437,777	355,434	-18.81	3,466,569	2,759,142	-20.41
JORDAN	571,708	341,856	-40.20	3,380,701	2,221,980	-34.27
LEBANON	109,841	138,488	26.08	651,396	773,867	18.80
YEMEN	418,875	310,796	-25.80	2,326,123	1,704,819	-26.71
OMAN	293,628	183,177	-37.62	1,730,260	1,200,631	-30.61
SYRIA ARAB REPUBLIC	901,528	730,966	-18.92	5,541,697	4,809,593	-13.21
TURKEY	11,848,202	8,568,379	-27.68	58,666,484	39,500,511	-32.67
UNITED ARAB EMIRATES	10,392,554	7,595,257	-26.92	71,618,544	60,382,089	-15.69
QATAR	47,739	43,616	-8.64	310,082	345,238	11.34
BAHRAIN	36,499	48,278	32.27	301,479	335,761	11.37
CYPRUS	34,660	30,725	-11.35	242,402	214,717	-11.42
EGYPT	599,911	745,692	24.30	3,944,899	4,391,161	11.31
LIBYAN ARAB JAMAHIRIYA	208,852	187,891	-10.04	1,233,715	1,141,614	-7.47
MOROCCO	372,149	299,561	-19.51	2,165,157	1,622,600	-25.06
TUNISIA	49,469	10,864	-78.04	239,538	43,291	-81.93
ALGERIA	172,376	10,564	-93.87	550,286	9,521	-98.27
SUDAN	186,262	225,182	20.90	1,174,789	1,329,875	13.20
LESOTHO	551,794	380,588	-31.03	1,648,649	1,182,544	-28.27
ETHIOPIA	58,455	6,653	-88.62	293,853	41,372	-85.92
TANZANIA, UNITED REPUBLIC O	1,841	1,522	-17.33	870	1,968	126.21
MADAGASCAR	4,705	2,214	-52.94	15,327	8,128	-46.97
SOMALIA	28,143	0	-100.00	218,104	0	-100.00
KENYA	385,733	238,290	-38.22	1,891,382	1,231,676	-34.88
REUNION	1,219	1,687	38.39	9,086	7,036	-22.56
MOZAMBIQUE	11,072	9,999	-9.69	98,357	57,865	-41.17
TOGO	60,499	62,511	3.33	302,070	428,916	41.99
GHANA	93,644	86,711	-7.40	521,537	504,314	-3.30
GUINEA	13,859	0	-100.00	22,429	0	-100.00
ANGOLA	5,897	0	-100.00	37,724	0	-100.00
NIGERIA	50,094	6,773	-86.48	427,722	78,762	-81.59
GABON	5,561	1,733	-68.84	3,275	875	-73.28
COTE D'IVOIRE	62,738	53,955	-14.00	188,896	153,502	-18.74
SENEGAL	2,899	5,342	84.27	2,700	5,175	91.67
MALI	147,451	0	-100.00	764,230	0	-100.00
BENIN	0	17,146	-	0	118,605	-
BURKINA FASO	0	32,306	-	0	83,109	-
GAMBIA	14,795	4,078	-72.44	135,156	17,909	-86.75
SEYCHELLES	3,025	45	-98.51	31,443	410	-98.70
UGANDA	24,672	13,545	-45.10	163,326	101,650	-37.76
NIGER	54,405	0	-100.00	223,035	0	-100.00
DJIBOUTI	28,011	21,537	-23.11	201,593	98,753	-51.01
SAO TOME AND PRINCIPE	0	1,057	-	0	375	-
SOUTH AFRICA	2,100,289	915,312	-56.42	10,644,739	4,810,527	-54.81
ZIMBABWE	273,863	62,357	-77.23	891,276	190,072	-78.67
MAURITIUS	373,549	141,247	-62.19	1,418,380	856,740	-39.60
AUSTRALIA	1,176,803	1,026,952	-12.73	4,671,517	3,594,124	-23.06
NEW ZEALAND	124,289	132,906	6.93	888,498	885,844	-0.30
GUAM	48	205	327.08	67	389	480.60
PALAU	1,157	3,295	184.79	1,950	6,775	247.44
NEW CALEDONIA	2,492	133	-94.66	6,316	198	-96.87
VANUATU	3,352	303	-90.96	2,240	633	-71.74
AMERICAN SAMOA	965	5,774	498.34	5,402	38,740	617.14
FIJI	79,257	58,860	-25.74	491,705	353,131	-28.18
EAST TIMOR	7,533	2,850	-62.17	12,072	4,456	-63.09
UNITED STATES	4,066,165	2,180,040	-46.39	32,846,427	15,656,758	-52.33
CANADA	467,477	359,697	-23.06	2,925,409	2,289,562	-21.74
MEXICO	1,377,405	776,652	-43.61	6,509,308	3,883,468	-40.34
GUATEMALA	93,745	41,859	-55.35	833,408	358,549	-56.98
HONDURAS	121,114	31,293	-74.16	814,951	216,927	-73.38
NICARAGUA	424,572	15,918	-96.25	1,605,071	63,404	-96.05
PANAMA	406,201	189,399	-53.37	2,246,721	1,283,612	-42.87
SURINAME	4,173	9,172	119.79	24,031	36,810	53.18
CHILE	86,160	152,286	76.75	567,887	524,310	-7.67
VENEZUELA	20,570	85,763	316.93	118,467	443,745	274.57
ARGENTINA	94,417	27,120	-71.28	595,162	153,818	-74.16
BRAZIL	1,119,101	852,847	-23.79	7,107,685	4,701,128	-33.86
COLOMBIA	196,452	246,516	25.48	1,173,204	1,385,505	18.10
URUGUAY	30,478	37,108	21.75	76,122	128,079	68.25
PARAGUAY	18,371	0	-100.00	113,781	0	-100.00
ECUADOR	0	53,222	-	0	350,433	-
PERU	348,984	77,619	-77.76	2,043,738	490,669	-75.99

TABEL 5. PERKEMBANGAN EKSPOR INDONESIA MENURUT KOMODITI DAN NEGARA TUJUAN

JENIS BARANG	BERAT BERSIH (KG)		PERUB	NILAI FOB (US \$)		PERUB
	JAN-MEI 2008	JAN-MEI 2009	%	JAN-MEI 2008	JAN-MEI 2009	%
(1)	(2)	(3)	(4)	(5)	(6)	(7)
JAMAICA	18,963	18,162	-4.22	123,761	104,283	-15.74
PUERTO RICO	9	50	455.56	171	498	191.23
DOMINICAN REPUBLIC	64,374	86,687	34.66	373,416	492,990	32.02
EL SALVADOR	66,063	21,666	-67.20	358,952	71,419	-80.10
COSTA RICA	274	34	-87.59	1,967	103	-94.76
HAITI	0	48,902	-	0	80,146	-
ANTIGUA AND BARBUDA	0	30	-	0	15	-
ARUBA	48	0	-100.00	95	0	-100.00
FRENCH GUIANA	0	1,022	-	0	3,375	-
FRENCH POLYNESIA	3,864	1,144	-70.39	34,611	19,689	-43.11
MARTINIQUE	78	0	-100.00	737	0	-100.00
NETHERLANDS ANTILLES	5	1,829	36,480.00	87	11,930	13,612.64
SAINT LUCIA	0	10	-	0	62	-
TURKS AND CAICOS ISLANDS	427	0	-100.00	913	0	-100.00
GUADELOUPE	1,696	9	-99.47	3,638	15	-99.59
UNITED KINGDOM	3,019,398	911,229	-69.82	12,677,723	4,849,637	-61.75
NETHERLANDS	2,811,077	1,398,552	-50.25	12,008,755	6,006,641	-49.98
FRANCE	444,757	391,235	-12.03	3,923,470	3,294,388	-16.03
GERMANY, FED. REP. OF	2,349,198	1,058,666	-54.94	12,305,827	5,764,848	-53.15
AUSTRIA	7,505	1,068	-85.77	80,669	23,187	-71.26
BELGIUM	1,892,407	2,267,456	19.82	6,377,776	7,981,663	25.15
SWITZERLAND	3,125	2,642	-15.46	45,307	33,074	-27.00
LUXEMBOURG	0	2	-	0	25	-
DENMARK	79,154	61,615	-22.16	492,646	407,076	-17.37
NORWAY	3,014	0	-100.00	17,699	0	-100.00
SWEDEN	28,157	16,795	-40.35	150,200	97,759	-34.91
FINLAND	226,424	180,226	-20.40	1,495,028	1,225,576	-18.02
IRELAND	49	0	-100.00	231	0	-100.00
ITALY	6,453,894	2,153,559	-66.63	22,671,406	7,845,028	-65.40
SPAIN	1,850,679	1,061,848	-42.62	7,561,918	5,218,042	-31.00
PORTUGAL	227,205	153,963	-32.24	1,074,683	468,654	-56.39
GREECE	376,480	201,278	-46.54	2,053,785	1,142,283	-44.38
DEMOCRATIC REPUBLIC OF THE	0	1,254	-	0	720	-
HUNGARY	145,820	159,524	9.40	1,093,239	1,043,756	-4.53
POLAND	577,943	294,650	-49.02	3,829,917	2,037,186	-46.81
ROMANIA	42,780	43,484	1.65	275,549	287,108	4.19
BULGARIA	10,009	665,326	6,547.28	69,518	2,808,407	3,939.83
YUGOSLAVIA	76	1,025	1,248.68	367	741	101.91
BELARUS	26,241	4,344	-83.45	225,338	38,015	-83.13
KAZAKHSTAN	245	179	-26.94	6,006	4,221	-29.72
KYRGYZSTAN	0	665	-	0	6,227	-
UKRAINE	195,237	63,893	-67.27	1,577,865	505,852	-67.94
UZBEKISTAN	59,253	29,188	-50.74	216,763	105,675	-51.25
LITHUANIA	12,452	52,914	324.94	70,513	308,000	336.80
LATVIA	246	0	-100.00	4,802	0	-100.00
ESTONIA	10,272	7,606	-25.95	48,426	24,895	-48.59
CROATIA	15,511	46,770	201.53	128,603	173,712	35.08
MALTA	8	316	3,850.00	102	1,983	1,844.12
SLOVAKIA	5,466	4,449	-18.61	33,853	36,068	6.54
SLOVENIA	10,732	470,319	4,282.40	128,228	2,060,056	1,506.56
CZECH REPUBLIC	42,084	25,676	-38.99	283,075	133,185	-52.95
RUSSIA FEDERATION	165,534	29,229	-82.34	969,888	248,332	-74.40
-TEKSTIL LAINNYA	475,177,902	459,114,280	-3.38	1,187,349,960	897,292,864	-24.43
JAPAN	36,229,896	24,001,444	-33.75	113,268,386	73,526,518	-35.09
HONG KONG	8,455,396	5,380,858	-36.36	25,022,402	17,864,048	-28.61
KOREA, DEMOCRATIC PEOPLE'S	690	327,115	47,307.97	460	674,670	146,567.39
KOREA, REPUBLIC OF	39,551,985	43,292,867	9.46	110,789,125	94,992,617	-14.26
TAIWAN	13,717,820	10,793,744	-21.32	31,539,521	21,364,547	-32.26
CHINA	24,550,871	28,147,498	14.65	48,700,170	51,455,351	5.66
MACAU	64,640	14,967	-76.85	273,436	218,523	-20.08
PAPUA NEW GUINEA	73,729	51,110	-30.68	164,416	110,640	-32.71
THAILAND	13,631,391	7,891,571	-42.11	36,034,140	16,323,860	-54.70
SINGAPORE	4,697,091	2,607,457	-44.49	14,559,587	8,905,803	-38.83
PHILIPPINES	8,986,656	6,563,747	-26.96	21,697,003	13,080,199	-39.71
MALAYSIA	13,017,430	9,060,800	-30.39	34,312,130	20,466,179	-40.35
MYANMAR (FORM. BURMA)	267,359	56,420	-78.90	961,488	362,990	-62.25
CAMBODIA	353,674	316,787	-10.43	1,598,513	1,548,938	-3.10
BRUNEI DARUSSALAM	96,305	72,881	-24.32	344,125	231,814	-32.64
LAO PEOPLE'S DEMOCRATIC RE	201	128,236	63,699.00	2	490,700	24,534,900.00
NEPAL	76	390	413.16	859	2,500	191.04
VIET NAM	16,260,570	15,330,293	-5.72	32,191,666	20,165,953	-37.36
MALDIVES	26,875	53,477	98.98	104,251	153,313	47.06
INDIA	9,137,282	16,981,476	85.85	26,119,147	32,557,801	24.65
PAKISTAN	11,372,484	12,224,496	7.49	24,485,281	19,226,002	-21.48
BANGLADESH	6,176,242	8,027,282	29.97	17,279,791	17,188,864	-0.53
SRI LANKA	4,237,332	4,435,252	4.67	12,185,747	11,339,117	-6.95
AFGHANISTAN	11,874	50,649	326.55	11,057	163,797	1,381.39

TABEL 5. PERKEMBANGAN EKSPOR INDONESIA MENURUT KOMODITI DAN NEGARA TUJUAN

JENIS BARANG	BERAT BERSIH (KG)		PERUB	NILAI FOB (US \$)		PERUB
	JAN-MEI 2008	JAN-MEI 2009	%	JAN-MEI 2008	JAN-MEI 2009	%
(1)	(2)	(3)	(4)	(5)	(6)	(7)
IRAQ	113	0	-100.00	20	0	-100.00
IRAN (ISLAMIC REPUBLIC OF)	5,894,925	2,250,220	-61.83	14,393,037	3,654,997	-74.61
SAUDI ARABIA	1,414,233	1,006,791	-28.81	6,312,869	3,894,749	-38.30
ISRAEL	1,913,390	4,158,199	117.32	4,967,592	6,688,647	34.65
KUWAIT	46,249	56,783	22.78	315,029	458,397	45.51
JORDAN	262,439	214,158	-18.40	724,737	457,199	-36.92
LEBANON	73,281	125,796	71.66	198,371	263,881	33.02
YEMEN	351,017	357,801	1.93	1,528,842	1,330,150	-13.00
OMAN	15,634	18,090	15.71	36,393	11,596	-68.14
SYRIA ARAB REPUBLIC	2,178,143	3,940,220	80.90	5,062,024	6,116,621	20.83
TURKEY	32,104,550	43,412,184	35.22	79,676,787	67,517,904	-15.26
UNITED ARAB EMIRATES	3,501,653	1,584,680	-54.74	16,818,078	6,463,271	-61.57
QATAR	16,870	24,897	47.58	32,387	44,440	37.22
BAHRAIN	89	3,761	4,125.84	463	34,466	7,344.06
CYPRUS	10,080	10,213	1.32	47,304	54,208	14.59
EGYPT	17,269,868	19,682,046	13.97	32,384,405	30,647,251	-5.36
LIBYAN ARAB JAMAHIRIYA	127	609	379.53	7,306	894	-87.76
MOROCCO	1,469,205	1,099,188	-25.18	2,273,806	1,531,567	-32.64
TUNISIA	225,053	413,493	83.73	592,218	792,126	33.76
ALGERIA	1,074,315	1,064,454	-0.92	2,680,934	2,559,323	-4.54
SUDAN	74,426	20,860	-71.97	140,479	54,224	-61.40
NAMIBIA	536	705	31.53	135	734	443.70
ETHIOPIA	1,415,105	699,585	-50.56	4,102,633	1,561,999	-61.93
TANZANIA, UNITED REPUBLIC O	85,072	12,435	-85.38	163,366	14,894	-90.88
MADAGASCAR	112,898	161,595	43.13	401,960	290,048	-27.84
KENYA	478,533	1,012,703	111.63	1,395,080	1,895,593	35.88
REUNION	26,263	21,940	-16.46	45,966	63,076	37.22
MOZAMBIQUE	146	21,273	14,470.55	741	71,996	9,616.06
BOTSWANA	0	8,900	-	0	23,318	-
TOGO	57,827	93,070	60.95	310,704	513,681	65.33
GHANA	251,676	285,312	13.36	1,013,380	1,120,936	10.61
LIBERIA	0	445	-	0	451	-
GUINEA	16,596	18,552	11.79	43,527	43,734	0.48
ANGOLA	0	9,993	-	0	9,648	-
CONGO	24,100	0	-100.00	38,390	0	-100.00
CAMEROON	74,800	521	-99.30	136,302	2,061	-98.49
NIGERIA	69,503	145,465	109.29	306,037	650,532	112.57
SIERRA LEONE	22,431	14,601	-34.91	47,133	75,360	59.89
GABON	12,634	2,830	-77.60	8,181	4,109	-49.77
COTE D'IVOIRE	49,618	83,858	69.01	144,392	233,700	61.85
SENEGAL	141,679	134,240	-5.25	298,362	353,367	18.44
MAURITANIA	161,439	182,424	13.00	520,425	628,862	20.84
MALI	100	13,526	13,426.00	1,695	72,160	4,157.23
BENIN	116,742	31,606	-72.93	1,163,298	178,941	-84.62
BURKINA FASO	0	16,224	-	0	48,688	-
GAMBIA	14,508	21,445	47.81	37,872	38,994	2.96
U.S. VIRGIN ISLANDS	546	0	-100.00	418	0	-100.00
SEYCHELLES	2,977	3,552	19.31	11,873	14,123	18.95
UGANDA	419	16	-96.18	8,428	83	-99.02
NIGER	16,900	26,900	59.17	180,900	201,000	11.11
DJIBOUTI	9,000	45,028	400.31	1,020	37,845	3,610.29
SAO TOME AND PRINCIPE	9,828	3,946	-59.85	9,540	1,400	-85.32
SWAZILAND	0	10,339	-	0	22,382	-
SOUTH AFRICA	1,863,688	1,621,582	-12.99	5,336,789	4,313,848	-19.17
ZIMBABWE	7,264	10,174	40.06	30,289	17,041	-43.74
ZAMBIA	56,988	18,370	-67.77	120,627	37,554	-68.87
MALAWI	37	95	156.76	233	250	7.30
MAURITIUS	434,718	519,173	19.43	1,302,656	1,025,407	-21.28
VIRGIN ISLANDS (BRITISH)	895	1,435	60.34	4,117	5,726	39.08
AUSTRALIA	7,283,061	5,561,219	-23.64	17,028,220	11,390,680	-33.11
NEW ZEALAND	1,238,605	933,932	-24.60	3,587,389	2,326,924	-35.14
GUAM	6,448	3,508	-45.60	11,644	14,523	24.73
PALAU	489	0	-100.00	1,562	0	-100.00
NEW CALEDONIA	35,785	16,798	-53.06	186,666	66,462	-64.40
SAINT VINCENT AND THE GREN.	951	0	-100.00	1,372	0	-100.00
VANUATU	3,098	30,756	892.77	4,671	103,816	2,122.56
WALLIS AND FUTUNA ISLANDS	1,855	3,244	74.88	2,934	6,419	118.78
COOK ISLANDS	3,033	4,663	53.74	41,401	29,544	-28.64
FIJI	18,968	28,184	48.59	66,846	121,127	81.20
KIRIBATI	0	234	-	0	495	-
SAMOA	2,110	1,598	-24.27	4,251	6,796	59.87
SOLOMON ISLANDS	1,480	6,000	305.41	4,130	5,199	25.88
TONGA	3,529	0	-100.00	4,122	0	-100.00
TUVALU	189	792	319.05	487	1,698	248.67
EAST TIMOR	169,710	86,580	-48.98	344,649	137,526	-60.10
UNITED STATES	38,430,480	32,624,880	-15.11	90,603,007	58,666,909	-35.25
CANADA	2,883,742	2,615,799	-9.29	6,659,980	4,778,921	-28.24
MEXICO	5,261,784	7,621,950	44.85	12,297,803	13,505,128	9.82

TABEL 5. PERKEMBANGAN EKSPOR INDONESIA MENURUT KOMODITI DAN NEGARA TUJUAN

JENIS BARANG	BERAT BERSIH (KG)		PERUB %	NILAI FOB (US \$)		PERUB %
	JAN-MEI 2008	JAN-MEI 2009		JAN-MEI 2008	JAN-MEI 2009	
(1)	(2)	(3)	(4)	(5)	(6)	(7)
GUATEMALA	454,839	516,354	13.52	994,389	1,271,163	27.83
HONDURAS	506,854	156,824	-69.06	953,517	308,983	-67.60
NICARAGUA	71	59	-16.90	87	121	39.08
PANAMA	531	5,401	917.14	6,190	22,835	268.90
CUBA	76,028	0	-100.00	133,164	0	-100.00
SURINAME	78,237	108,169	38.26	176,722	145,807	-17.49
CHILE	1,617,504	1,223,681	-24.35	4,328,975	2,646,748	-38.86
VENEZUELA	934,423	1,999,475	113.98	2,427,612	4,607,240	89.78
ARGENTINA	7,341,508	5,191,418	-29.29	17,941,996	9,903,717	-44.80
BRAZIL	42,150,612	53,358,612	26.59	90,695,313	93,050,101	2.60
COLOMBIA	2,070,658	4,418,146	113.37	4,695,799	7,033,296	49.78
URUGUAY	209,332	122,002	-41.72	622,435	330,217	-46.95
PARAGUAY	10,754	21,102	96.22	32,146	53,005	64.89
ECUADOR	918,382	187,005	-79.64	2,433,209	303,500	-87.53
PERU	682,148	587,058	-13.94	2,002,122	1,094,241	-45.35
GUYANA	7,499	0	-100.00	13,233	0	-100.00
TRINIDAD AND TOBAGO	2,973	84	-97.17	5,330	102	-98.09
BAHAMAS	368	1,572	327.17	2,309	9,117	294.85
JAMAICA	114,355	67,104	-41.32	213,082	131,021	-38.51
PUERTO RICO	4,462	1,497	-66.45	10,370	6,745	-34.96
BELIZE	0	37	-	0	218	-
DOMINICAN REPUBLIC	139,911	118,821	-15.07	519,903	281,047	-45.94
EL SALVADOR	236,039	201,077	-14.81	600,258	392,158	-34.67
COSTA RICA	24,898	34,572	38.85	154,403	88,653	-42.58
HAITI	0	81,206	-	0	151,130	-
BARBADOS	938	1	-99.89	2,753	10	-99.64
ANTIGUA AND BARBUDA	521	0	-100.00	2,420	0	-100.00
ANGUILLA	0	828	-	0	3,379	-
ARUBA	371	0	-100.00	2,900	0	-100.00
BERMUDA	404	523	29.46	2,286	1,690	-26.07
CAYMAN ISLANDS	1,342	0	-100.00	265	0	-100.00
FRENCH GUIANA	10,677	25,208	136.10	30,088	39,485	31.23
FRENCH POLYNESIA	82,984	55,441	-33.19	188,624	122,761	-34.92
MARTINIQUE	6,263	13,912	122.13	26,589	37,598	41.40
NETHERLANDS ANTILLES	14,403	24,397	69.39	49,113	46,483	-5.35
NORFOLK ISLANDS	0	256	-	0	471	-
SAINT LUCIA	1,679	0	-100.00	5,747	0	-100.00
TURKS AND CAICOS ISLANDS	188	0	-100.00	380	0	-100.00
GADELOUPE	7,607	15,493	103.67	30,922	54,886	77.50
SAINT KITTS AND NEVIS	3,121	227	-92.73	7,534	4,302	-42.90
UNITED KINGDOM	6,610,936	5,230,979	-20.87	14,466,151	8,573,119	-40.74
NETHERLANDS	3,077,080	1,494,938	-51.42	7,702,966	3,847,697	-50.05
FRANCE	779,474	1,031,437	32.32	3,632,917	2,500,415	-31.17
GERMANY, FED. REP. OF	13,088,236	10,653,395	-18.60	32,353,922	22,478,527	-30.52
AUSTRIA	33,008	20,082	-39.16	85,059	169,213	98.94
BELGIUM	13,171,279	11,220,046	-14.81	28,698,436	15,709,818	-45.26
SWITZERLAND	92,290	7,020	-92.39	276,692	39,393	-85.76
LUXEMBOURG	0	1	-	0	2	-
DENMARK	288,159	260,393	-9.64	1,159,785	936,062	-19.29
NORWAY	105,048	135,053	28.56	755,479	1,054,292	39.55
SWEDEN	1,003,380	485,613	-51.60	3,359,430	2,634,605	-21.58
FINLAND	797,377	822,752	3.18	2,199,544	1,939,410	-11.83
IRELAND	214,231	169,101	-21.07	493,335	148,579	-69.88
ITALY	18,574,906	13,446,351	-27.61	42,682,796	22,972,826	-46.18
SPAIN	9,052,929	6,955,677	-23.17	21,708,661	13,598,583	-37.36
PORTUGAL	3,027,680	3,069,014	1.37	8,682,971	6,807,174	-21.60
ICELAND	6,301	0	-100.00	45,771	0	-100.00
GREECE	1,776,263	1,560,597	-12.14	4,739,174	3,688,035	-22.18
DEMOCRATIC REPUBLIC OF THE	50,779	29,613	-41.68	110,992	74,310	-33.05
HUNGARY	921,003	655,406	-28.84	1,829,886	908,832	-50.33
POLAND	1,926,673	1,249,718	-35.14	4,368,669	2,193,463	-49.79
ROMANIA	261,192	287,652	10.13	626,143	1,091,239	74.28
BULGARIA	138,308	101,784	-26.41	268,714	109,723	-59.17
YUGOSLAVIA	2,418	591	-75.56	2,026	3,242	60.02
ALBANIA	0	247	-	0	430	-
AZERBAIJAN	4,192	0	-100.00	16,179	0	-100.00
KAZAKHSTAN	300	2	-99.33	600	37	-93.83
KYRGYZSTAN	83,987	95,475	13.68	256,140	307,287	19.97
MOLDOVA, REPUBLIC OF	44	0	-100.00	100	0	-100.00
UKRAINE	156,273	43,755	-72.00	345,339	79,327	-77.03
UZBEKISTAN	930	1,010	8.60	25	2,875	11,400.00
LITHUANIA	887,750	95,331	-89.26	1,740,685	179,496	-89.69
LATVIA	0	75,052	-	0	189,741	-
ESTONIA	75,925	14,013	-81.54	214,014	64,701	-69.77
CROATIA	6,181	29,541	377.93	33,487	72,539	116.62
MALTA	9,275	109	-98.82	28,038	1,786	-93.63
SLOVAKIA	875	1,244	42.17	13,112	7,586	-42.14
SLOVENIA	194,428	240,571	23.73	436,265	553,184	26.80

TABEL 5. PERKEMBANGAN EKSPOR INDONESIA MENURUT KOMODITI DAN NEGARA TUJUAN

JENIS BARANG	BERAT BERSIH (KG)		PERUB %	NILAI FOB (US \$)		PERUB %
	JAN-MEI 2008	JAN-MEI 2009		JAN-MEI 2008	JAN-MEI 2009	
(1)	(2)	(3)	(4)	(5)	(6)	(7)
CZECH REPUBLIC	116,277	186,894	60.73	279,554	367,180	31.34
RUSSIA FEDERATION	1,235,319	857,006	-30.62	6,551,331	2,119,543	-67.65
-BARANG DARI KARET	192,671,048	166,370,519	-13.65	614,092,503	563,080,345	-8.31
JAPAN	31,670,814	26,121,216	-17.52	104,810,653	112,593,257	7.43
HONG KONG	1,250,140	1,557,509	24.59	6,022,350	6,811,804	13.11
KOREA, DEMOCRATIC PEOPLE'S	0	10,780	-	0	54,978	-
KOREA, REPUBLIC OF	2,288,269	1,841,460	-19.53	3,475,431	3,345,584	-3.74
TAIWAN	2,319,664	1,358,939	-41.42	7,566,141	4,144,672	-45.22
CHINA	2,284,771	10,751,934	370.59	8,832,663	19,010,737	115.23
PAPUA NEW GUINEA	708,399	555,422	-21.59	2,145,331	2,048,037	-4.54
THAILAND	4,261,632	2,157,256	-49.38	15,288,452	8,169,497	-46.56
SINGAPORE	2,540,859	2,055,604	-19.10	23,830,736	16,869,184	-29.21
PHILIPPINES	5,630,097	5,608,465	-0.38	10,385,448	12,948,703	24.68
MALAYSIA	8,453,764	8,259,424	-2.30	21,963,650	19,849,444	-9.63
MYANMAR (FORM. BURMA)	219,645	209,572	-4.59	589,663	666,240	12.99
CAMBODIA	291,770	95,904	-67.13	909,740	355,119	-60.96
BRUNEI DARUSSALAM	226,903	157,523	-30.58	552,273	459,627	-16.78
LAO PEOPLE'S DEMOCRATIC RE	10,980	16,768	52.71	34,046	62,608	83.89
VIET NAM	2,417,803	1,112,906	-53.97	9,062,301	3,534,262	-61.00
MALDIVES	1,016	13,295	1,208.56	2,088	27,113	1,198.52
INDIA	699,772	408,462	-41.63	1,800,889	1,355,126	-24.75
PAKISTAN	1,342,164	1,134,215	-15.49	3,262,536	2,259,801	-30.73
BANGLADESH	929,673	826,623	-11.08	2,007,589	1,857,985	-7.45
SRI LANKA	735,671	659,756	-10.32	1,873,516	1,769,364	-5.56
AFGHANISTAN	0	40,387	-	0	114,902	-
IRAQ	0	94,621	-	0	302,909	-
IRAN (ISLAMIC REPUBLIC OF)	870,782	983,971	13.00	2,700,451	2,893,681	7.16
SAUDI ARABIA	7,497,378	7,755,007	3.44	21,092,890	24,713,930	17.17
ISRAEL	557,485	698,004	25.21	1,543,753	1,953,041	26.51
KUWAIT	129,596	153,754	18.64	406,942	462,090	13.55
JORDAN	707,980	351,509	-50.35	1,653,794	967,981	-41.47
LEBANON	560,620	990,915	76.75	1,699,678	3,345,717	96.84
YEMEN	1,193,719	1,036,333	-13.18	3,474,389	3,289,095	-5.33
OMAN	541,356	186,783	-65.50	1,560,466	577,762	-62.98
SYRIA ARAB REPUBLIC	604,845	651,095	7.65	1,547,895	1,650,237	6.61
TURKEY	2,448,057	1,683,788	-31.22	7,039,679	4,952,269	-29.65
UNITED ARAB EMIRATES	9,392,898	8,181,660	-12.90	27,643,157	24,456,341	-11.53
QATAR	195,297	216,610	10.91	626,819	780,331	24.49
BAHRAIN	74,620	24,827	-66.73	238,832	89,381	-62.58
CYPRUS	59,907	41,778	-30.26	167,864	152,611	-9.09
EGYPT	4,789,045	1,572,045	-67.17	12,427,123	4,289,393	-65.48
LIBYAN ARAB JAMAHIRIYA	985,753	910,606	-7.62	2,905,905	2,931,577	0.88
MOROCCO	204,120	199,558	-2.23	645,230	533,707	-17.28
TUNISIA	115,642	99,354	-14.08	249,795	148,120	-40.70
ALGERIA	147,516	201,413	36.54	482,661	631,956	30.93
SUDAN	347,942	107,826	-69.01	1,057,757	374,930	-64.55
MADAGASCAR	454	4	-99.12	250	10	-96.00
KENYA	74,132	128,020	72.69	190,313	313,882	64.93
REUNION	10,453	13,512	29.26	38,939	57,198	46.89
TOGO	0	4,937	-	0	15,112	-
GHANA	177,207	168,807	-4.74	395,817	408,208	3.13
ANGOLA	24,809	0	-100.00	86,521	0	-100.00
CAMEROON	5,195	6,107	17.56	17,793	19,156	7.66
NIGERIA	989,573	611,838	-38.17	3,012,300	1,872,052	-37.85
COTE D'IVOIRE	53,182	27,952	-47.44	171,921	82,331	-52.11
SENEGAL	9,802	37,772	285.35	29,466	127,725	333.47
BENIN	36	0	-100.00	352	0	-100.00
UGANDA	65,029	45,632	-29.83	136,011	67,586	-50.31
DJIBOUTI	100,719	10,883	-89.19	316,428	28,590	-90.96
SAO TOME AND PRINCIPE	0	507	-	0	180	-
SOUTH AFRICA	2,282,443	1,096,740	-51.95	6,580,615	3,096,738	-52.94
ZIMBABWE	115,710	0	-100.00	314,650	0	-100.00
MAURITIUS	232,401	148,248	-36.21	650,619	444,457	-31.69
AUSTRALIA	4,142,598	4,306,109	3.95	13,213,586	14,487,938	9.64
NEW ZEALAND	1,142,009	880,862	-22.87	3,617,603	3,017,733	-16.58
NEW CALEDONIA	3,894	11,850	204.31	11,118	42,964	286.44
VANUATU	14,377	4,565	-68.25	42,760	17,036	-60.16
COOK ISLANDS	0	77	-	0	887	-
FIJI	89,035	69,096	-22.39	267,130	239,973	-10.17
SAMOA	32,342	4,765	-85.27	125,072	14,744	-88.21
SOLOMON ISLANDS	0	216	-	0	790	-
EAST TIMOR	243,287	135,955	-44.12	334,405	390,723	16.84
UNITED STATES	41,538,595	30,019,235	-27.73	133,401,617	110,421,803	-17.23
CANADA	1,586,648	1,579,425	-0.46	4,312,688	5,678,296	31.66
MEXICO	719,966	659,071	-8.46	1,840,819	1,737,019	-5.64
GUATEMALA	145,085	25,394	-82.50	399,361	73,679	-81.55
HONDURAS	133,433	66,622	-50.07	346,061	217,104	-37.26

TABEL 5. PERKEMBANGAN EKSPOR INDONESIA MENURUT KOMODITI DAN NEGARA TUJUAN

JENIS BARANG	BERAT BERSIH (KG)		PERUB %	NILAI FOB (US \$)		PERUB %
	JAN-MEI 2008	JAN-MEI 2009		JAN-MEI 2008	JAN-MEI 2009	
(1)	(2)	(3)	(4)	(5)	(6)	(7)
PANAMA	96,393	248,698	158.00	294,285	769,341	161.43
SURINAME	19,936	32,315	62.09	64,980	76,128	17.16
CHILE	50,595	69,385	37.14	143,178	166,901	16.57
VENEZUELA	46,823	129,260	176.06	225,250	546,794	142.75
ARGENTINA	665,526	388,124	-41.68	1,715,799	841,302	-50.97
BRAZIL	452,446	628,578	38.93	1,549,481	1,859,737	20.02
COLOMBIA	839,302	847,801	1.01	2,162,313	1,815,462	-16.04
BOLIVIA	45,765	42,864	-6.34	152,880	157,300	2.89
URUGUAY	34,597	32,603	-5.76	130,441	108,962	-16.47
PARAGUAY	82,307	11,190	-86.40	240,092	40,705	-83.05
ECUADOR	44,390	73,531	65.65	138,436	254,525	83.86
PERU	507,995	302,376	-40.48	992,320	690,154	-30.45
TRINIDAD AND TOBAGO	47,687	37,698	-20.95	165,682	105,166	-36.53
JAMAICA	217,681	136,042	-37.50	609,598	439,565	-27.89
PUERTO RICO	92,775	249,049	168.44	369,675	711,874	92.57
DOMINICAN REPUBLIC	140,161	125,825	-10.23	296,410	321,221	8.37
EL SALVADOR	22,171	87,160	293.13	64,988	203,975	213.87
COSTA RICA	195,267	126,981	-34.97	545,649	379,840	-30.39
HAITI	0	4,734	-	0	14,886	-
BARBADOS	20,018	19,832	-0.93	67,063	65,250	-2.70
ARUBA	12,752	0	-100.00	33,601	0	-100.00
DOMINICA	55,114	20,484	-62.83	144,466	57,338	-60.31
FRENCH POLYNESIA	10,297	1	-99.99	34,916	2	-99.99
NETHERLANDS ANTILLES	20,401	147	-99.28	37,772	105	-99.72
GUADELOUPE	95	0	-100.00	245	0	-100.00
UNITED KINGDOM	6,718,053	6,546,480	-2.55	20,433,198	19,204,600	-6.01
NETHERLANDS	3,969,766	4,176,336	5.20	11,745,659	12,275,151	4.51
FRANCE	1,959,296	1,646,573	-15.96	6,100,174	5,084,987	-16.64
GERMANY, FED. REP. OF	6,752,246	7,005,934	3.76	30,666,759	36,284,215	18.32
AUSTRIA	40,134	18,840	-53.06	172,246	91,835	-46.68
BELGIUM	3,467,301	3,480,877	0.39	10,997,114	10,644,291	-3.21
SWITZERLAND	62,817	129,171	105.63	206,801	635,283	207.20
LUXEMBOURG	1,629	1,808	10.99	4,501	3,965	-11.91
DENMARK	937,555	359,796	-61.62	2,444,426	949,327	-61.16
NORWAY	395,591	28,645	-92.76	1,176,843	127,528	-89.16
SWEDEN	459,987	373,028	-18.90	1,573,441	1,515,352	-3.69
FINLAND	999,059	281,992	-71.77	3,019,372	1,588,375	-47.39
IRELAND	480,464	480,201	-0.05	1,308,226	1,405,474	7.43
ITALY	4,989,702	4,347,869	-12.86	15,916,945	13,351,191	-16.12
SPAIN	1,130,613	1,149,500	1.67	4,055,037	3,858,053	-4.86
PORTUGAL	373,841	382,135	2.22	1,423,744	1,469,096	3.19
ICELAND	0	10,692	-	0	39,051	-
GREECE	516,611	426,587	-17.43	1,830,877	1,505,693	-17.76
DEMOCRATIC REPUBLIC OF THE	12,791	0	-100.00	11,078	0	-100.00
HUNGARY	93,762	11,548	-87.68	421,450	34,035	-91.92
POLAND	587,495	200,355	-65.90	2,409,601	763,586	-68.31
ROMANIA	43,531	19,176	-55.95	159,133	78,152	-50.89
BULGARIA	12,122	22,629	86.68	38,114	82,072	115.33
ALBANIA	0	12,183	-	0	39,276	-
ARMENIA	84,332	0	-100.00	281,646	0	-100.00
AZERBAIJAN	21,330	9,504	-55.44	28,680	39,814	38.82
KAZAKHSTAN	9,480	0	-100.00	26,899	0	-100.00
MOLDOVA, REPUBLIC OF	11,023	0	-100.00	34,984	0	-100.00
TURKMENISTAN	23,018	0	-100.00	69,215	0	-100.00
UKRAINE	113,941	26,756	-76.52	313,002	70,974	-77.32
LITHUANIA	187,666	104,397	-44.37	616,532	351,501	-42.99
LATVIA	262,493	66,509	-74.66	740,265	203,654	-72.49
ESTONIA	62,253	0	-100.00	234,095	0	-100.00
GEORGIA	134,222	0	-100.00	408,164	0	-100.00
CROATIA	69,048	49,758	-27.94	239,706	170,245	-28.98
MALTA	11,057	5,551	-49.80	33,352	12,893	-61.34
SLOVAKIA	97	2,421	2,395.88	2,807	35,191	1,153.69
SLOVENIA	96,583	120,108	24.36	268,195	435,474	62.37
CZECH REPUBLIC	68,196	45,519	-33.25	385,153	219,029	-43.13
RUSSIA FEDERATION	150,671	53,885	-64.24	680,758	205,432	-69.82
-SHEET	84,506,063	32,405,979	-61.65	215,361,083	47,386,029	-78.00
JAPAN	21,604,045	2,132,085	-90.13	54,875,632	3,204,690	-94.16
HONG KONG	0	355,008	-	0	476,610	-
KOREA, REPUBLIC OF	1,978,057	336,306	-83.00	4,963,968	508,618	-89.75
TAIWAN	901,638	2,112,602	134.31	2,296,384	2,964,214	29.08
CHINA	8,263,988	11,675,299	41.28	20,477,451	16,200,772	-20.88
SINGAPORE	4,546,838	1,704,605	-62.51	11,840,021	2,351,667	-80.14
PHILIPPINES	1,300,883	20,160	-98.45	3,405,548	32,760	-99.04
MALAYSIA	725,760	275,143	-62.09	1,887,785	462,859	-75.48
VIET NAM	373,536	1,676,284	348.76	892,548	2,004,572	124.59
INDIA	1,220,829	2,619,485	114.57	2,959,246	3,790,328	28.08
PAKISTAN	13,440	60,480	350.00	38,371	65,621	71.02

TABEL 5. PERKEMBANGAN EKSPOR INDONESIA MENURUT KOMODITI DAN NEGARA TUJUAN

JENIS BARANG	BERAT BERSIH (KG)		PERUB %	NILAI FOB (US \$)		PERUB %
	JAN-MEI 2008	JAN-MEI 2009		JAN-MEI 2008	JAN-MEI 2009	
(1)	(2)	(3)	(4)	(5)	(6)	(7)
TURKEY	892,797	196,546	-77.99	2,318,222	340,345	-85.32
UNITED ARAB EMIRATES	0	36,612	-	0	52,904	-
EGYPT	907,200	0	-100.00	2,315,668	0	-100.00
ALGERIA	68,040	40,320	-40.74	178,945	47,174	-73.64
SOUTH AFRICA	2,800,320	57,600	-97.94	7,052,848	86,256	-98.78
AUSTRALIA	362,880	0	-100.00	909,872	0	-100.00
UNITED STATES	8,073,983	4,231,924	-47.59	20,676,486	7,022,208	-66.04
CANADA	2,802,518	537,239	-80.83	7,236,196	916,574	-87.33
MEXICO	1,048,320	20,160	-98.08	2,727,044	59,875	-97.80
CHILE	261,120	40,320	-84.56	688,733	47,174	-93.15
VENEZUELA	645,120	0	-100.00	1,588,607	0	-100.00
ARGENTINA	383,705	95,238	-75.18	1,020,735	128,474	-87.41
BRAZIL	3,010,385	153,596	-94.90	7,747,476	231,180	-97.02
COLOMBIA	557,760	2,400	-99.57	1,435,510	3,480	-99.76
PERU	20,340	0	-100.00	51,867	0	-100.00
COSTA RICA	60,480	0	-100.00	142,733	0	-100.00
UNITED KINGDOM	846,721	0	-100.00	2,091,236	0	-100.00
NETHERLANDS	3,061,440	294,840	-90.37	7,927,660	489,280	-93.83
FRANCE	757,860	586,856	-22.56	1,962,399	849,346	-56.72
GERMANY, FED. REP. OF	2,801,056	453,120	-83.82	7,205,384	811,817	-88.73
AUSTRIA	0	2	-	0	37	-
BELGIUM	4,910,398	364,798	-92.57	12,532,784	565,710	-95.49
LUXEMBOURG	57,599	0	-100.00	161,448	0	-100.00
ITALY	656,460	181,800	-72.31	1,630,503	263,508	-83.84
SPAIN	3,160,440	752,574	-76.19	8,161,918	1,087,914	-86.67
GREECE	0	58,626	-	0	79,126	-
POLAND	2,496,615	325,259	-86.97	6,458,565	498,566	-92.28
ROMANIA	624,960	0	-100.00	1,602,619	0	-100.00
BULGARIA	136,080	0	-100.00	361,973	0	-100.00
BELARUS	109,835	73,224	-33.33	320,046	102,422	-68.00
UKRAINE	642,562	40,320	-93.73	1,571,165	122,170	-92.22
LITHUANIA	0	109,836	-	0	160,727	-
ESTONIA	0	36,612	-	0	102,147	-
SLOVENIA	415,134	38,400	-90.75	1,074,818	60,672	-94.36
RUSSIA FEDERATION	1,004,921	710,300	-29.32	2,570,669	1,194,232	-53.54
-CRUMB RUBBER	922,961,924	746,701,434	-19.10	2,327,426,664	1,018,818,404	-56.23
JAPAN	144,593,605	105,274,019	-27.19	367,196,686	142,813,478	-61.11
HONG KONG	203,490	564,479	177.40	524,160	731,532	39.56
KOREA, DEMOCRATIC PEOPLE'S	0	294,840	-	0	372,825	-
KOREA, REPUBLIC OF	41,149,204	39,544,378	-3.90	105,119,319	53,067,273	-49.52
TAIWAN	8,003,511	5,124,907	-35.97	20,230,233	6,868,580	-66.05
CHINA	130,620,942	230,686,933	76.61	328,479,082	308,130,501	-6.19
SINGAPORE	70,084,522	35,839,434	-48.86	171,811,595	46,980,297	-72.66
PHILIPPINES	705,600	1,935,360	174.29	1,757,933	2,558,909	45.56
MALAYSIA	907,200	14,723,208	1,522.93	2,138,966	19,522,246	812.70
VIET NAM	1,612,797	9,751,688	504.64	4,142,268	12,555,250	203.10
INDIA	11,067,437	26,752,413	141.72	28,196,729	36,296,598	28.73
PAKISTAN	1,108,796	2,056,316	85.45	2,814,935	2,569,989	-8.70
SRI LANKA	100,799	423,360	320.00	266,301	713,783	168.04
IRAN (ISLAMIC REPUBLIC OF)	3,628,795	3,286,074	-9.44	8,974,993	4,470,515	-50.19
ISRAEL	60,480	161,280	166.67	163,844	214,362	30.83
TURKEY	19,065,752	8,749,436	-54.11	48,643,344	12,396,708	-74.52
UNITED ARAB EMIRATES	0	423,360	-	0	517,370	-
EGYPT	1,028,160	2,540,160	147.06	2,849,863	3,475,045	21.94
ALGERIA	110,880	22,680	-79.55	284,509	31,864	-88.80
ETHIOPIA	181,440	0	-100.00	424,336	0	-100.00
KENYA	604,799	544,320	-10.00	1,471,660	742,495	-49.55
DJIBOUTI	443,519	0	-100.00	1,137,395	0	-100.00
SOUTH AFRICA	10,178,875	9,766,804	-4.05	25,888,433	13,845,651	-46.52
AUSTRALIA	6,753,591	3,407,039	-49.55	16,854,877	4,366,022	-74.10
NEW ZEALAND	705,600	161,280	-77.14	1,801,383	224,397	-87.54
EAST TIMOR	0	189,000	-	0	239,558	-
UNITED STATES	265,251,723	138,831,454	-47.66	664,343,786	199,137,232	-70.02
CANADA	22,508,424	16,405,550	-27.11	56,720,200	23,552,108	-58.48
MEXICO	9,293,760	2,850,400	-69.33	23,690,393	3,913,235	-83.48
PANAMA	0	100,800	-	0	138,096	-
CHILE	1,330,557	0	-100.00	3,400,761	0	-100.00
VENEZUELA	2,746,800	2,341,409	-14.76	6,972,000	3,105,424	-55.46
ARGENTINA	8,423,520	8,185,379	-2.83	21,205,726	11,278,797	-46.81
BRAZIL	23,816,973	7,898,519	-66.84	60,308,630	10,673,216	-82.30
COLOMBIA	5,911,919	3,243,237	-45.14	15,230,617	4,753,976	-68.79
ECUADOR	2,358,720	2,358,720	0.00	5,919,713	3,348,488	-43.43
COSTA RICA	665,279	483,840	-27.27	1,569,590	630,395	-59.84
NORFOLK ISLANDS	0	20,160	-	0	24,696	-
UNITED KINGDOM	5,327,279	3,286,078	-38.32	13,424,647	4,607,095	-65.68
NETHERLANDS	11,154,477	9,025,988	-19.08	28,666,327	12,146,608	-57.63
FRANCE	24,827,255	5,580,670	-77.52	63,169,286	7,577,885	-88.00

TABEL 5. PERKEMBANGAN EKSPOR INDONESIA MENURUT KOMODITI DAN NEGARA TUJUAN

JENIS BARANG	BERAT BERSIH (KG)		PERUB %	NILAI FOB (US \$)		PERUB %
	JAN-MEI 2008	JAN-MEI 2009		JAN-MEI 2008	JAN-MEI 2009	
(1)	(2)	(3)	(4)	(5)	(6)	(7)
GERMANY, FED. REP. OF	25,720,337	10,684,795	-58.46	67,438,621	14,847,033	-77.98
AUSTRIA	181,440	0	-100.00	375,780	0	-100.00
BELGIUM	8,769,160	4,838,398	-44.82	22,443,338	6,248,124	-72.16
LUXEMBOURG	1,108,800	1,834,560	65.45	2,971,475	2,398,033	-19.30
NORWAY	96,000	0	-100.00	250,464	0	-100.00
SWEDEN	80,840	141,120	74.57	214,259	203,558	-4.99
FINLAND	60,480	80,640	33.33	147,837	103,348	-30.09
IRELAND	280,980	45,360	-83.86	714,212	62,000	-91.32
ITALY	8,541,539	2,401,140	-71.89	21,822,991	3,530,086	-83.82
SPAIN	14,214,407	7,142,930	-49.75	35,936,139	9,957,612	-72.29
GREECE	771,120	0	-100.00	1,952,499	0	-100.00
HUNGARY	1,408,678	2,444,400	73.52	3,513,957	3,177,688	-9.57
POLAND	11,165,521	3,281,040	-70.61	28,095,977	4,484,224	-84.04
ROMANIA	6,616,677	2,541,420	-61.59	16,795,346	3,614,552	-78.48
BULGARIA	0	952,560	-	0	1,232,813	-
YUGOSLAVIA	45,360	0	-100.00	123,096	0	-100.00
UKRAINE	2,296,386	0	-100.00	5,762,108	0	-100.00
LITHUANIA	0	4,878,719	-	0	6,697,598	-
SLOVENIA	4,450,319	2,419,200	-45.64	11,486,797	3,399,965	-70.40
CZECH REPUBLIC	120,960	0	-100.00	309,533	0	-100.00
RUSSIA FEDERATION	496,440	180,180	-63.71	1,277,715	269,271	-78.93
-CREPE	12,236,688	13,983,244	14.27	30,404,513	20,249,102	-33.40
JAPAN	465,359	308,160	-33.78	1,222,656	449,503	-63.24
KOREA, REPUBLIC OF	63,000	17,640	-72.00	167,418	21,263	-87.30
TAIWAN	0	141,120	-	0	202,205	-
CHINA	1,512,000	1,771,196	17.14	3,504,311	2,481,180	-29.20
SINGAPORE	100,800	136,080	35.00	224,910	191,672	-14.78
PHILIPPINES	0	40,320	-	0	55,648	-
MALAYSIA	364,879	786,140	115.45	907,821	1,065,927	17.42
VIET NAM	539,519	2,167,679	301.78	1,345,528	3,090,868	129.71
INDIA	645,120	60,480	-90.63	1,606,118	86,940	-94.59
PAKISTAN	0	100,800	-	0	117,428	-
ISRAEL	221,760	0	-100.00	574,761	0	-100.00
TURKEY	40,320	141,119	250.00	112,493	183,518	63.14
SOUTH AFRICA	60,480	20,160	-66.67	161,481	27,000	-83.28
MAURITIUS	443	0	-100.00	1,200	0	-100.00
AUSTRALIA	0	60,480	-	0	85,334	-
UNITED STATES	5,180,755	4,532,511	-12.51	12,979,612	6,556,216	-49.49
CANADA	1,330,560	927,360	-30.30	3,341,047	1,375,328	-58.84
MEXICO	100,799	80,640	-20.00	268,990	139,557	-48.12
CHILE	0	20,159	-	0	27,653	-
ARGENTINA	80,640	241,920	200.00	208,051	342,947	64.84
BRAZIL	623,039	70,560	-88.67	1,582,847	102,514	-93.52
PERU	20,160	0	-100.00	54,432	0	-100.00
UNITED KINGDOM	20,160	0	-100.00	53,424	0	-100.00
NETHERLANDS	20,160	0	-100.00	54,432	0	-100.00
FRANCE	60,496	161,280	166.60	139,632	245,535	75.84
GERMANY, FED. REP. OF	20,160	0	-100.00	54,230	0	-100.00
SWEDEN	0	80,640	-	0	111,888	-
ITALY	201,600	1,915,200	850.00	469,455	2,996,228	538.24
SPAIN	80,639	181,440	125.00	215,732	262,732	21.79
PORTUGAL	80,640	0	-100.00	205,930	0	-100.00
GREECE	0	20,160	-	0	30,018	-
YUGOSLAVIA	181,440	0	-100.00	428,702	0	-100.00
UKRAINE	221,760	0	-100.00	519,300	0	-100.00
-BUNGKIL KELAPA	108,106,085	50,614,739	-53.18	13,922,839	7,585,302	-45.52
JAPAN	93,788	539,800	475.55	14,161	89,136	529.45
KOREA, REPUBLIC OF	70,954,766	23,875,500	-66.35	8,925,978	3,478,013	-61.03
TAIWAN	4,685,512	835,050	-82.18	383,501	160,889	-58.05
CHINA	60,000	103,460	72.43	9,747	28,189	189.21
SINGAPORE	1,837,235	802,209	-56.34	342,692	334,499	-2.39
MALAYSIA	0	6,302,201	-	0	852,262	-
BRUNEI DARUSSALAM	1,209	0	-100.00	3,049	0	-100.00
VIET NAM	19,402,640	6,999,999	-63.92	2,481,869	739,500	-70.20
INDIA	4,750,930	0	-100.00	623,940	0	-100.00
SAUDI ARABIA	0	4,250	-	0	3,500	-
UNITED ARAB EMIRATES	0	1	-	0	3	-
AUSTRALIA	37,600	150,070	299.12	5,828	24,957	328.23
UNITED STATES	0	76,094	-	0	41,851	-
UNITED KINGDOM	0	57,360	-	0	13,448	-
NETHERLANDS	6,282,405	10,868,745	73.00	1,132,074	1,819,055	60.68
-DEDAK/BEKATUL	175,559,731	130,373,110	-25.74	27,724,603	16,648,532	-39.95
JAPAN	32,028,740	29,466,149	-8.00	5,287,847	3,737,051	-29.33
HONG KONG	26	0	-100.00	90	0	-100.00
KOREA, REPUBLIC OF	114,578,149	18,217,000	-84.10	17,615,393	2,253,165	-87.21

TABEL 5. PERKEMBANGAN EKSPOR INDONESIA MENURUT KOMODITI DAN NEGARA TUJUAN

JENIS BARANG	BERAT BERSIH (KG)		PERUB	NILAI FOB (US \$)		PERUB
	JAN-MEI 2008	JAN-MEI 2009	%	JAN-MEI 2008	JAN-MEI 2009	%
(1)	(2)	(3)	(4)	(5)	(6)	(7)
TAIWAN	118,760	30,680	-74.17	15,439	2,821	-81.73
SINGAPORE	0	19,440	-	0	1,979	-
PHILIPPINES	0	28,325,000	-	0	3,563,964	-
VIET NAM	28,834,053	54,314,841	88.37	4,805,833	7,089,552	47.52
UNITED STATES	3	0	-100.00	1	0	-100.00
-LAINNYA	1,103,769,878	1,075,166,030	-2.59	156,893,081	70,615,307	-54.99
JAPAN	10,009,158	8,476,268	-15.31	2,836,633	2,372,758	-16.35
HONG KONG	1	126	12,500.00	5	350	6,900.00
KOREA, REPUBLIC OF	167,397,186	114,619,455	-31.53	23,503,454	9,520,632	-59.49
TAIWAN	1,067,353	288,980	-72.93	284,133	137,722	-51.53
CHINA	4,076,691	38,116,021	834.97	424,469	2,190,033	415.95
THAILAND	9,780,308	28,510,477	191.51	2,217,318	2,486,088	12.12
SINGAPORE	1,067,236	21,435,647	1,908.52	628,291	1,111,751	76.95
PHILIPPINES	0	35,911,748	-	0	1,774,861	-
MALAYSIA	3,340,920	2,643,855	-20.86	441,016	1,741,069	294.79
MYANMAR (FORM. BURMA)	34,000	0	-100.00	13,666	0	-100.00
BRUNEI DARUSSALAM	477	38,995	8,075.05	326	36,019	10,948.77
VIET NAM	35,233,234	76,618,909	117.46	4,677,557	6,230,641	33.20
INDIA	838,550	1,472,741	75.63	374,142	273,887	-26.80
PAKISTAN	188,548	0	-100.00	67,110	0	-100.00
BANGLADESH	121,000	315,000	160.33	48,281	97,915	102.80
SRI LANKA	0	640,500	-	0	725,533	-
IRAQ	125	0	-100.00	1	0	-100.00
SAUDI ARABIA	13,999,998	1,120	-99.99	2,068,500	804	-99.96
LEBANON	34,500	0	-100.00	38,631	0	-100.00
EGYPT	0	99,700	-	0	79,760	-
GHANA	200,360	0	-100.00	92,962	0	-100.00
NIGERIA	320,000	508,600	58.94	169,900	294,197	73.16
SOUTH AFRICA	155,999	9,000,000	5,669.27	230,530	468,860	103.38
AUSTRALIA	30,870,449	58,542,865	89.64	4,913,006	4,149,244	-15.55
NEW ZEALAND	228,742,561	153,272,618	-32.99	31,013,271	7,268,012	-76.56
GUAM	0	150	-	0	3,840	-
EAST TIMOR	0	167	-	0	116	-
UNITED STATES	2,610	4,460	70.88	40,919	76,643	87.30
UNITED KINGDOM	26,000	18,000	-30.77	34,380	702	-97.96
NETHERLANDS	456,013,445	414,329,626	-9.14	65,892,860	23,878,306	-63.76
FRANCE	0	952,000	-	0	185,040	-
GERMANY, FED. REP. OF	111,649,169	26,248,002	-76.49	15,470,183	1,420,024	-90.82
ITALY	27,900,000	83,100,000	197.85	956,162	4,090,500	327.80
UKRAINE	100,000	0	-100.00	50,375	0	-100.00
RUSSIA FEDERATION	600,000	0	-100.00	405,000	0	-100.00
-MINYAK ATSIRI LAINNYA	1,784,985	1,466,387	-17.85	63,040,331	31,632,170	-49.82
JAPAN	37,856	27,714	-26.79	785,035	550,665	-29.85
HONG KONG	13,897	8,383	-39.68	106,897	46,561	-56.44
KOREA, REPUBLIC OF	25,466	6,719	-73.62	35,703	25,958	-27.29
TAIWAN	474	275	-41.98	13,098	8,015	-38.81
CHINA	94,011	17,838	-81.03	1,151,416	286,606	-75.11
THAILAND	11,275	2,551	-77.37	47,661	44,022	-7.64
SINGAPORE	462,254	400,375	-13.39	17,610,301	7,037,113	-60.04
PHILIPPINES	2,285	2,520	10.28	42,682	38,663	-9.42
MALAYSIA	3,615	731	-79.78	26,902	24,900	-7.44
VIET NAM	0	44	-	0	2,703	-
MALDIVES	229	581	153.71	729	15,073	1,967.63
INDIA	187,541	221,232	17.96	3,840,014	3,825,342	-0.38
PAKISTAN	5,000	19,194	283.88	23,000	503,270	2,088.13
SRI LANKA	321	21	-93.46	5,600	1,932	-65.50
SAUDI ARABIA	250	0	-100.00	5,920	0	-100.00
TURKEY	9,180	19,440	111.76	93,044	200,256	115.23
UNITED ARAB EMIRATES	33,740	58,546	73.52	2,675,816	1,719,834	-35.73
EGYPT	1,000	200	-80.00	107,700	7,200	-93.31
GUINEA	18	0	-100.00	190	0	-100.00
BENIN	2,156	0	-100.00	14,802	0	-100.00
SOUTH AFRICA	1,400	1,332	-4.86	10,920	12,740	16.67
AUSTRALIA	1,412	887	-37.18	20,465	11,727	-42.70
NEW ZEALAND	522	150	-71.26	5,816	2,079	-64.25
GUAM	257	0	-100.00	4,212	0	-100.00
UNITED STATES	471,670	227,640	-51.74	13,582,043	4,734,075	-65.14
CANADA	2,447	2,919	19.29	17,872	39,195	119.31
MEXICO	14,109	27,224	92.95	142,425	268,848	88.76
ARGENTINA	210	0	-100.00	30,820	0	-100.00
BRAZIL	10,614	8,893	-16.21	86,945	127,247	46.35
UNITED KINGDOM	25,012	26,589	6.30	1,766,631	865,467	-51.01
NETHERLANDS	48,474	133,663	175.74	2,877,218	5,041,513	75.22
FRANCE	93,554	119,691	27.94	5,040,795	2,729,191	-45.86
GERMANY, FED. REP. OF	72,550	59,375	-18.16	4,642,516	1,919,198	-58.66
SWITZERLAND	86,827	3,847	-95.57	7,058,097	94,972	-98.65

TABEL 5. PERKEMBANGAN EKSPOR INDONESIA MENURUT KOMODITI DAN NEGARA TUJUAN

JENIS BARANG	BERAT BERSIH (KG)		PERUB	NILAI FOB (US \$)		PERUB
	JAN-MEI 2008	JAN-MEI 2009	%	JAN-MEI 2008	JAN-MEI 2009	%
(1)	(2)	(3)	(4)	(5)	(6)	(7)
NORWAY	78	0	-100.00	3,261	0	-100.00
FINLAND	0	50	-	0	4,800	-
IRELAND	49	1	-97.96	525	125	-76.19
ITALY	12,300	20,475	66.46	281,511	263,594	-6.36
SPAIN	38,532	47,287	22.72	856,849	1,179,286	37.63
ROMANIA	14,400	0	-100.00	24,900	0	-100.00
-WANGI-WANGIAN DARI MINYAI	26,834,819	26,138,963	-2.59	95,589,199	99,109,034	3.68
JAPAN	1,143,650	1,108,261	-3.09	4,884,489	5,265,929	7.81
HONG KONG	775,430	764,474	-1.41	7,632,132	8,705,193	14.06
KOREA, DEMOCRATIC PEOPLE'S	0	1,819	-	0	1,954	-
KOREA, REPUBLIC OF	115,751	87,632	-24.29	780,692	708,716	-9.22
TAIWAN	1,885,429	1,868,719	-0.89	2,308,369	1,993,071	-13.66
CHINA	423,369	247,254	-41.60	1,023,051	1,059,869	3.60
MONGOLIA	15,481	0	-100.00	37,625	0	-100.00
MACAU	375	0	-100.00	5,462	0	-100.00
PAPUA NEW GUINEA	167,276	214,356	28.15	384,412	360,078	-6.33
THAILAND	2,533,199	2,707,260	6.87	14,173,514	15,409,337	8.72
SINGAPORE	1,311,811	1,428,528	8.90	7,340,743	7,481,624	1.92
PHILIPPINES	1,353,928	2,481,496	83.28	8,417,587	10,197,571	21.15
MALAYSIA	4,391,289	4,030,963	-8.21	12,408,276	12,857,234	3.62
MYANMAR (FORM. BURMA)	62,491	37,577	-39.87	550,832	267,021	-51.52
CAMBODIA	699	0	-100.00	7,320	0	-100.00
BRUNEI DARUSSALAM	205,400	200,097	-2.58	815,844	890,678	9.17
NEPAL	14,979	0	-100.00	16,000	0	-100.00
VIET NAM	491,490	481,681	-2.00	4,121,629	4,111,057	-0.26
MALDIVES	246,961	194,594	-21.20	484,937	397,911	-17.95
INDIA	593,707	701,934	18.23	1,966,108	1,889,664	-3.89
PAKISTAN	439,321	432,524	-1.55	1,185,230	1,765,958	49.00
BANGLADESH	20,175	49,364	144.68	38,004	159,932	320.83
SRI LANKA	46,677	36,644	-21.49	95,012	108,212	13.89
IRAQ	9,430	0	-100.00	21,916	0	-100.00
IRAN (ISLAMIC REPUBLIC OF)	108,671	108,755	0.08	287,199	355,428	23.76
SAUDI ARABIA	197,431	449,939	127.90	534,951	651,207	21.73
KUWAIT	500	3,094	518.80	12,449	27,785	123.19
JORDAN	20,815	32,568	56.46	65,389	83,842	28.22
LEBANON	12,595	6,962	-44.72	44,916	18,917	-57.88
YEMEN	324,525	455,304	40.30	732,673	928,623	26.74
OMAN	0	3	-	0	44	-
SYRIA ARAB REPUBLIC	5	0	-100.00	16	0	-100.00
TURKEY	0	47	-	0	15	-
UNITED ARAB EMIRATES	5,066,230	3,545,846	-30.01	14,191,094	10,967,045	-22.72
QATAR	5,125	4,191	-18.22	57,927	36,710	-36.63
BAHRAIN	0	239	-	0	3,075	-
CYPRUS	5,242	8,540	62.91	14,148	29,151	106.04
EGYPT	14,224	13,170	-7.41	45,812	91,791	100.36
LIBYAN ARAB JAMAHIRIYA	48,949	138,087	182.10	168,451	521,435	209.55
MOROCCO	825	4,262	416.61	14,900	62,584	320.03
ALGERIA	0	10,078	-	0	28,650	-
SUDAN	42,740	16,040	-62.47	253,975	50,687	-80.04
NAMIBIA	61,200	25,200	-58.82	102,000	42,193	-58.63
ETHIOPIA	0	19	-	0	10	-
TANZANIA, UNITED REPUBLIC O	280,279	238,734	-14.82	448,993	471,894	5.10
MADAGASCAR	43,178	47,614	10.27	16,303	13,632	-16.38
SOMALIA	0	16,453	-	0	28,641	-
KENYA	608,714	606,646	-0.34	1,124,105	1,182,374	5.18
REUNION	3,983	346	-91.31	10,850	771	-92.89
MOZAMBIQUE	7	0	-100.00	19	0	-100.00
EQUATORIAL GUINEA	6,556	11,478	75.08	12,384	20,329	64.16
TOGO	0	8,110	-	0	46,535	-
GHANA	233,480	183,065	-21.59	567,330	1,982,506	249.44
LIBERIA	1,642	1,346	-18.03	1,923	1,596	-17.00
GUINEA	24,098	8,563	-64.47	70,447	2,500	-96.45
ANGOLA	110,160	176,400	60.13	183,600	287,000	56.32
CAMEROON	10,924	0	-100.00	23,202	0	-100.00
NIGERIA	811,901	428,012	-47.28	1,423,171	873,683	-38.61
GABON	10,053	26,276	161.37	25,307	67,383	166.26
COTE D'IVOIRE	7,174	1,980	-72.40	12,990	3,575	-72.48
SENEGAL	234,182	240,115	2.53	227,494	199,220	-12.43
BENIN	127,102	220,248	73.28	269,533	562,386	108.65
BURKINA FASO	6,361	0	-100.00	11,435	0	-100.00
GAMBIA	3,333	5,983	79.51	6,315	16,929	168.08
SEYCHELLES	19,013	6,240	-67.18	36,057	21,029	-41.68
UGANDA	55,642	103,883	86.70	109,622	197,220	79.91
DJIBOUTI	135,692	130,532	-3.80	174,572	243,872	39.70
SAO TOME AND PRINCIPE	26,306	0	-100.00	55,503	0	-100.00
SOUTH AFRICA	82,176	51,627	-37.18	275,232	256,927	-6.65
MAURITIUS	52,759	73,998	40.26	162,754	184,616	13.43

TABEL 5. PERKEMBANGAN EKSPOR INDONESIA MENURUT KOMODITI DAN NEGARA TUJUAN

JENIS BARANG	BERAT BERSIH (KG)		PERUB %	NILAI FOB (US \$)		PERUB %
	JAN-MEI 2008	JAN-MEI 2009		JAN-MEI 2008	JAN-MEI 2009	
	(1)	(2)	(3)	(4)	(5)	(6)
RWANDA	0	20,780	-	0	38,460	-
AUSTRALIA	212,350	46,137	-78.27	589,280	243,829	-58.62
NEW ZEALAND	4,149	9,335	124.99	33,428	70,918	112.15
MICRONESIA, FEDERATED STAT	1,481	0	-100.00	1,250	0	-100.00
GUAM	2,129	745	-65.01	9,479	1,410	-85.13
PALAU	0	259	-	0	5,113	-
NEW CALEDONIA	529	302	-42.91	871	364	-58.21
NORTHERN MARIANA ISLANDS	0	4,409	-	0	11,838	-
VANUATU	39,177	6,665	-82.99	48,172	9,347	-80.60
WALLIS AND FUTUNA ISLANDS	2,256	2,073	-8.11	6,180	5,644	-8.67
AMERICAN SAMOA	282	0	-100.00	1,116	0	-100.00
COOK ISLANDS	0	249	-	0	285	-
FIJI	52,654	60,973	15.80	134,830	159,585	18.36
KIRIBATI	17,994	4,807	-73.29	30,128	18,240	-39.46
SAMOA	20,248	10,552	-47.89	34,971	18,076	-48.31
SOLOMON ISLANDS	24,656	15,752	-36.11	57,996	63,615	9.69
TONGA	18,879	26,859	42.27	37,712	35,676	-5.40
TUVALU	366	0	-100.00	904	0	-100.00
EAST TIMOR	305,169	652,949	113.96	318,891	977,014	206.38
UNITED STATES	117,727	157,304	33.62	374,866	566,118	51.02
CANADA	640	2,932	358.13	1,627	2,176	33.74
MEXICO	633	2,082	228.91	4,920	97,867	1,889.17
PANAMA	23,650	0	-100.00	31,625	0	-100.00
SURINAME	2,873	1,761	-38.71	16,379	6,369	-61.11
CHILE	203	0	-100.00	352	0	-100.00
ARGENTINA	100	224	124.00	1,850	2,022	9.30
BRAZIL	0	130	-	0	819	-
COLOMBIA	400	18	-95.50	4,520	49	-98.92
TRINIDAD AND TOBAGO	0	2,468	-	0	2,600	-
BAHAMAS	91	0	-100.00	983	0	-100.00
PUERTO RICO	0	21	-	0	128	-
BELIZE	11,045	5,359	-51.48	41,779	31,238	-25.23
DOMINICAN REPUBLIC	0	53	-	0	66	-
COSTA RICA	143	0	-100.00	287	0	-100.00
BARBADOS	3,609	1,451	-59.79	4,870	2,418	-50.35
ARUBA	324	0	-100.00	9,271	0	-100.00
BERMUDA	846	26	-96.93	15,170	77	-99.49
FRENCH POLYNESIA	5	1,802	35,940.00	18	4,371	24,183.33
MARTINIQUE	10	422	4,120.00	62	576	829.03
UNITED KINGDOM	338,355	170,056	-49.74	1,358,357	691,086	-49.12
NETHERLANDS	99,659	85,527	-14.18	219,811	242,436	10.29
FRANCE	168,007	123,834	-26.29	1,044,891	1,026,677	-1.74
GERMANY, FED. REP. OF	7,248	792	-89.07	24,958	3,409	-86.34
AUSTRIA	95	0	-100.00	5,085	0	-100.00
BELGIUM	18,097	29,673	63.97	37,875	62,391	64.73
SWITZERLAND	871	891	2.30	7,297	12,241	67.75
DENMARK	56	10	-82.14	44	38	-13.64
NORWAY	165	60	-63.64	4,792	696	-85.48
SWEDEN	2	601	29,950.00	3	2,845	94,733.33
ITALY	100,702	97,978	-2.71	154,729	191,709	23.90
SPAIN	11,876	4,294	-63.84	87,293	58,461	-33.03
PORTUGAL	34,068	0	-100.00	36,657	0	-100.00
MONTSERRAT	0	5,929	-	0	8,415	-
GREECE	29,112	24,016	-17.50	69,910	65,018	-7.00
DEMOCRATIC REPUBLIC OF THE	50,542	21,018	-58.41	101,551	30,160	-70.30
HUNGARY	0	2	-	0	4	-
POLAND	27	0	-100.00	282	0	-100.00
ROMANIA	777	274	-64.74	16,393	7,201	-56.07
BULGARIA	627	358	-42.90	11,551	4,204	-63.60
UKRAINE	663	26,503	3,897.44	1,221	88,808	7,173.38
LITHUANIA	359	0	-100.00	3,887	0	-100.00
LATVIA	20,088	0	-100.00	60,450	0	-100.00
ESTONIA	300	0	-100.00	3,094	0	-100.00
CROATIA	20	0	-100.00	71	0	-100.00
MALTA	5,215	4,956	-4.97	8,422	6,768	-19.64
SLOVENIA	0	331	-	0	490	-
CZECH REPUBLIC	120	136	13.33	9,654	4,693	-51.39
RUSSIA FEDERATION	31,040	17,655	-43.12	32,909	30,157	-8.36
ROTAN OLAHAN	12,874,952	10,373,205	-19.43	12,150,386	10,371,008	-14.64
JAPAN	9,686	26,388	172.43	26,244	37,495	42.87
HONG KONG	541,905	323,327	-40.34	467,500	336,390	-28.04
KOREA, REPUBLIC OF	0	44,628	-	0	14,012	-
TAIWAN	109,897	188,886	71.88	89,604	84,765	-5.40
CHINA	9,861,473	7,426,262	-24.69	8,182,268	6,766,253	-17.31
THAILAND	238,043	307,792	29.30	220,449	303,682	37.76
SINGAPORE	1,003,270	934,264	-6.88	1,073,948	1,089,748	1.47
MALAYSIA	331,126	297,512	-10.15	264,945	338,567	27.79

TABEL 5. PERKEMBANGAN EKSPOR INDONESIA MENURUT KOMODITI DAN NEGARA TUJUAN

JENIS BARANG	BERAT BERSIH (KG)		PERUB %	NILAI FOB (US \$)		PERUB %
	JAN-MEI 2008	JAN-MEI 2009		JAN-MEI 2008	JAN-MEI 2009	
(1)	(2)	(3)	(4)	(5)	(6)	(7)
VIET NAM	0	75	-	0	104	-
MALDIVES	38	25	-34.21	60	60	0.00
INDIA	97,838	143,589	46.76	96,158	140,081	45.68
PAKISTAN	6,000	29,000	383.33	4,740	8,465	78.59
SRI LANKA	51,597	11,499	-77.71	67,108	19,474	-70.98
IRAQ	30,160	0	-100.00	12,567	0	-100.00
SAUDI ARABIA	71,186	131,122	84.20	78,604	47,268	-39.87
KUWAIT	3,851	18,771	387.43	2,920	14,900	410.27
JORDAN	12,375	49,231	297.83	14,819	54,193	265.70
LEBANON	0	2,097	-	0	2,750	-
SYRIA ARAB REPUBLIC	0	21,311	-	0	20,241	-
TURKEY	0	34,757	-	0	54,395	-
UNITED ARAB EMIRATES	1,869	651	-65.17	10,860	5,186	-52.25
CYPRUS	7,632	5,227	-31.51	25,961	23,436	-9.73
MOROCCO	0	6,299	-	0	16,253	-
TUNISIA	0	3,495	-	0	9,520	-
REUNION	562	0	-100.00	624	0	-100.00
SOUTH AFRICA	25,422	35,451	39.45	30,618	36,581	19.48
MAURITIUS	14,714	100	-99.32	5,801	6,688	15.29
VIRGIN ISLANDS (BRITISH)	445	0	-100.00	2,555	0	-100.00
AUSTRALIA	26,484	30,465	15.03	158,020	96,172	-39.14
NEW ZEALAND	7,286	13,652	87.37	16,913	31,158	84.23
GUAM	275	86	-68.73	500	933	86.60
NEW CALEDONIA	2,936	0	-100.00	8,831	0	-100.00
TONGA	236	0	-100.00	179	0	-100.00
EAST TIMOR	301	0	-100.00	64	0	-100.00
UNITED STATES	102,078	34,596	-66.11	380,168	158,179	-58.39
CANADA	2,757	2,309	-16.25	3,388	7,945	134.50
CHILE	0	917	-	0	6,590	-
ARGENTINA	1,656	1,868	12.80	3,170	3,396	7.13
BRAZIL	535	0	-100.00	494	0	-100.00
COLOMBIA	0	1,524	-	0	3,647	-
FRENCH POLYNESIA	68	111	63.24	168	289	72.02
UNITED KINGDOM	17,175	7,008	-59.20	75,903	24,552	-67.65
NETHERLANDS	1,960	3,146	60.51	3,744	24,030	541.83
FRANCE	36,498	27,642	-24.26	103,320	39,872	-61.41
GERMANY, FED. REP. OF	77,068	116,463	51.12	156,546	267,612	70.95
BELGIUM	77,430	3,234	-95.82	192,047	7,989	-95.84
SWITZERLAND	481	291	-39.50	3,674	2,592	-29.45
DENMARK	0	169	-	0	466	-
NORWAY	0	398	-	0	1,754	-
SWEDEN	2,213	0	-100.00	16,426	0	-100.00
FINLAND	0	3,913	-	0	169	-
IRELAND	74	306	313.51	187	744	297.86
ITALY	10,142	7,477	-26.28	66,526	42,681	-35.84
SPAIN	25,104	28,607	13.95	91,551	64,229	-29.84
PORTUGAL	604	48	-92.05	1,365	14	-98.97
GREECE	3	171	5,600.00	20	1,320	6,500.00
HUNGARY	0	7	-	0	16	-
UKRAINE	38,155	21,384	-43.95	124,840	79,239	-36.53
SLOVAKIA	6,000	5,824	-2.93	8,461	16,601	96.21
CZECH REPUBLIC	3,930	5,328	35.57	3,130	5,134	64.03
RUSSIA FEDERATION	14,414	14,502	0.61	52,398	53,178	1.49
-MINYAK KELAPA SAWIT	5,753,374,306	6,153,061,614	6.95	5,581,579,730	3,415,236,099	-38.81
JAPAN	406,627	6,278,114	1,443.95	532,782	5,045,366	846.99
HONG KONG	11,499,000	225,045	-98.04	10,719,060	155,028	-98.55
KOREA, REPUBLIC OF	9,997,841	1,924,475	-80.75	9,609,275	1,080,161	-88.76
TAIWAN	284,310	212,849	-25.13	358,791	176,737	-50.74
CHINA	841,679,178	987,654,121	17.34	817,018,642	540,139,929	-33.89
PAPUA NEW GUINEA	1,273,054	1,102,259	-13.42	1,702,273	1,060,060	-37.73
THAILAND	19,193,000	5,666,390	-70.48	19,336,795	1,036,661	-94.64
SINGAPORE	245,769,352	272,872,533	11.03	235,054,392	143,057,477	-39.14
PHILIPPINES	8,973,918	7,026,784	-21.70	10,555,402	8,270,441	-21.65
MALAYSIA	356,840,226	325,463,672	-8.79	348,524,126	170,205,985	-51.16
MYANMAR (FORM. BURMA)	61,894,077	49,528,513	-19.98	65,491,254	29,414,949	-55.09
CAMBODIA	0	364,654	-	0	297,932	-
BRUNEI DARUSSALAM	530,565	303,078	-42.88	696,510	327,272	-53.01
VIET NAM	108,639,177	86,457,303	-20.42	106,914,006	48,887,890	-54.27
MALDIVES	713,430	385,422	-45.98	1,082,973	355,341	-67.19
INDIA	1,750,856,616	2,256,718,262	28.89	1,678,289,756	1,247,530,155	-25.67
PAKISTAN	253,124,894	108,943,355	-56.96	258,267,062	68,143,412	-73.62
BANGLADESH	197,113,732	251,966,386	27.83	206,058,628	156,341,083	-24.13
SRI LANKA	32,385,612	1,500,000	-95.37	28,715,561	690,000	-97.60
AFGHANISTAN	0	3,055,128	-	0	2,563,191	-
IRAQ	532,170	0	-100.00	659,382	0	-100.00
IRAN (ISLAMIC REPUBLIC OF)	123,465,961	58,781,380	-52.39	122,866,824	39,648,973	-67.73
SAUDI ARABIA	85,696,254	73,966,663	-13.69	82,328,811	47,574,919	-42.21

TABEL 5. PERKEMBANGAN EKSPOR INDONESIA MENURUT KOMODITI DAN NEGARA TUJUAN

JENIS BARANG	BERAT BERSIH (KG)		PERUB	NILAI FOB (US \$)		PERUB
	JAN-MEI 2008	JAN-MEI 2009	%	JAN-MEI 2008	JAN-MEI 2009	%
(1)	(2)	(3)	(4)	(5)	(6)	(7)
ISRAEL	75,204	77,760	3.40	100,179	53,849	-46.25
JORDAN	81,870,479	29,581,484	-63.87	84,214,115	16,266,212	-80.68
YEMEN	4,026,732	5,627,423	39.75	4,872,229	3,603,411	-26.04
OMAN	2,998,000	0	-100.00	3,072,950	0	-100.00
SYRIA ARAB REPUBLIC	4,000,000	0	-100.00	3,675,000	0	-100.00
TURKEY	44,191,993	10,479,000	-76.29	43,672,900	6,576,140	-84.94
UNITED ARAB EMIRATES	581,045	23,313,870	3,912.40	790,258	15,399,448	1,848.66
BAHRAIN	0	20,120	-	0	14,094	-
EGYPT	173,297,781	172,095,255	-0.69	163,906,188	105,195,393	-35.82
LIBYAN ARAB JAMAHIRIYA	0	19,710	-	0	20,745	-
TUNISIA	25,002,831	16,499,762	-34.01	24,748,328	9,909,851	-59.96
ALGERIA	49,199,758	19,177,834	-61.02	55,970,778	9,837,330	-82.42
SUDAN	56,052	40,240	-28.21	56,061	31,521	-43.77
NAMIBIA	49,627	0	-100.00	83,853	0	-100.00
ETHIOPIA	0	18,461	-	0	15,712	-
TANZANIA, UNITED REPUBLIC O	1,458,784	9,837,023	574.33	1,613,796	4,488,662	178.14
SOMALIA	0	112,212	-	0	79,467	-
KENYA	288,864	418,600	44.91	378,758	278,578	-26.45
MOZAMBIQUE	3,624,782	0	-100.00	3,877,395	0	-100.00
EQUATORIAL GUINEA	74,771	54,318	-27.35	96,441	53,994	-44.01
TOGO	5,885,253	345,495	-94.13	7,103,951	346,296	-95.13
GHANA	12,614,895	3,371,237	-73.28	14,569,130	2,448,626	-83.19
LIBERIA	0	145,530	-	0	103,092	-
GUINEA	10,650,000	0	-100.00	11,465,375	0	-100.00
ANGOLA	5,517,661	7,935,655	43.82	5,715,098	5,781,274	1.16
CONGO	1,702,598	852,242	-49.94	1,829,383	567,657	-68.97
CAMEROON	877,070	1,895,070	116.07	910,083	1,379,133	51.54
NIGERIA	91,082	14,184,310	15,473.12	150,368	8,747,232	5,717.22
SIERRA LEONE	251,748	547,238	117.38	327,093	408,148	24.78
GABON	367,655	823,820	124.07	504,856	703,170	39.28
COTE D'IVOIRE	9,889,864	8,224,424	-16.84	10,325,936	4,837,701	-53.15
SENEGAL	169,920	584,053	243.72	222,799	424,689	90.62
MAURITANIA	468,704	3,071,821	555.39	619,487	1,955,438	215.65
MALI	16,545	290,016	1,652.89	26,849	211,056	686.09
BENIN	2,344,098	6,975,377	197.57	3,546,687	5,289,308	49.13
GUINEA BISSAU	2,326,506	376,081	-83.83	2,367,062	295,497	-87.52
GAMBIA	339,840	8,523,781	2,408.17	350,961	6,212,383	1,670.11
SEYCHELLES	0	39,420	-	0	32,719	-
DJIBOUTI	1,086,790	971,190	-10.64	1,230,770	658,045	-46.53
SAO TOME AND PRINCIPE	95,025	0	-100.00	115,500	0	-100.00
SOUTH AFRICA	65,181,725	65,292,512	0.17	62,803,059	34,738,481	-44.69
COMOROS	299,667	0	-100.00	467,196	0	-100.00
MAURITIUS	77,570	2,018,542	2,502.22	103,608	1,174,067	1,033.18
AUSTRALIA	0	64,789	-	0	57,639	-
NEW ZEALAND	0	84,090	-	0	67,261	-
MICRONESIA, FEDERATED STAT	42,003	97,431	131.96	67,097	99,443	48.21
NORTHERN MARIANA ISLANDS	16,201	31,942	97.16	21,956	30,461	38.74
VANUATU	206,791	59,562	-71.20	314,560	55,384	-82.39
AMERICAN SAMOA	0	44,030	-	0	45,341	-
FIJI	102,395	133,681	30.55	153,054	137,778	-9.98
KIRIBATI	57,423	30,876	-46.23	83,746	28,501	-65.97
MARSHALL ISLANDS	0	17,722	-	0	19,326	-
SAMOA	454,231	234,627	-48.35	694,860	241,905	-65.19
SOLOMON ISLANDS	0	139,422	-	0	140,387	-
TONGA	34,511	51,628	49.60	53,290	56,363	5.77
TUVALU	26,394	7,691	-70.86	44,390	10,632	-76.05
EAST TIMOR	469,939	1,838,556	291.23	697,782	2,012,232	188.38
UNITED STATES	34,258,013	13,382,037	-60.94	32,112,991	7,099,733	-77.89
PANAMA	50,333	5,175,268	10,182.06	78,490	2,214,450	2,721.31
SURINAME	0	43,164	-	0	34,100	-
BRAZIL	49,189,759	33,329,779	-32.24	48,067,401	18,657,216	-61.19
URUGUAY	0	373,760	-	0	267,612	-
HAITI	0	4,218,361	-	0	2,402,397	-
UNITED KINGDOM	733,831	6,000,000	717.63	724,830	3,260,000	349.76
NETHERLANDS	451,161,869	451,936,112	0.17	416,677,816	238,638,320	-42.73
FRANCE	8,744,984	0	-100.00	10,071,512	0	-100.00
GERMANY, FED. REP. OF	173,783,158	173,958,517	0.10	155,013,535	86,741,489	-44.04
BELGIUM	21,042	0	-100.00	22,094	0	-100.00
DENMARK	8,000,009	9,749,625	21.87	6,668,513	5,924,050	-11.16
SWEDEN	32,219	13,199,520	40,868.12	38,901	7,473,624	19,111.91
ITALY	173,946,601	267,317,096	53.68	165,210,512	128,179,521	-22.41
SPAIN	24,244,980	58,977,838	143.26	25,685,559	34,749,393	35.29
PORTUGAL	14,341,337	15,783,848	10.06	14,965,017	7,433,110	-50.33
GREECE	24,207,028	37,947,131	56.76	24,605,784	20,622,258	-16.19
DEMOCRATIC REPUBLIC OF THE	20,120,452	8,164,626	-59.42	20,216,371	4,624,180	-77.13
POLAND	21,000	90,000	328.57	20,370	75,920	272.70
ROMANIA	0	575,800	-	0	414,726	-
BULGARIA	6,991,220	0	-100.00	6,698,745	0	-100.00

TABEL 5. PERKEMBANGAN EKSPOR INDONESIA MENURUT KOMODITI DAN NEGARA TUJUAN

JENIS BARANG	BERAT BERSIH (KG)		PERUB %	NILAI FOB (US \$)		PERUB %
	JAN-MEI 2008	JAN-MEI 2009		JAN-MEI 2008	JAN-MEI 2009	
(1)	(2)	(3)	(4)	(5)	(6)	(7)
KAZAKHSTAN	0	21,870	-	0	18,218	-
UKRAINE	135,490,650	129,505,380	-4.42	127,334,345	78,409,601	-38.42
CROATIA	0	43,354	-	0	41,852	-
BOSNIA AND HERZEGOVINA	3,700,000	0	-100.00	3,441,000	0	-100.00
RUSSIA FEDERATION	1,006,020	6,195,209	515.81	1,128,424	4,810,295	326.28
-MINYAK BIJI KELAPA SAWIT	519,092,661	670,300,358	29.13	589,280,549	391,850,522	-33.50
JAPAN	6,000,000	109,240	-98.18	6,273,750	110,444	-98.24
CHINA	122,047,272	158,597,823	29.95	133,002,860	87,001,980	-34.59
SINGAPORE	4,650,005	4,186,119	-9.98	4,640,254	3,065,501	-33.94
PHILIPPINES	0	1,960,000	-	0	1,097,600	-
MALAYSIA	95,510,755	107,787,526	12.85	109,050,568	63,652,816	-41.63
MYANMAR (FORM. BURMA)	0	1,020,063	-	0	725,112	-
INDIA	44,620,179	84,560,153	89.51	47,148,926	51,685,883	9.62
PAKISTAN	2,498,690	3,895,152	55.89	2,614,447	2,690,488	2.91
BANGLADESH	3,015,000	3,500,350	16.10	3,884,270	1,830,411	-52.88
SRI LANKA	1,399,523	1,000,000	-28.55	1,927,294	857,500	-55.51
IRAN (ISLAMIC REPUBLIC OF)	1,176,055	0	-100.00	1,258,378	0	-100.00
SAUDI ARABIA	900,440	800,370	-11.11	890,746	558,667	-37.28
JORDAN	2,800,000	150,570	-94.62	3,760,500	118,311	-96.85
TURKEY	14,884,063	4,455,000	-70.07	16,638,793	2,970,675	-82.15
EGYPT	6,299,976	5,799,929	-7.94	7,844,719	3,429,211	-56.29
MOROCCO	2,040,000	0	-100.00	2,878,440	0	-100.00
TUNISIA	999,890	700,000	-29.99	1,066,628	323,750	-69.65
ALGERIA	200,130	988,592	393.97	280,586	596,236	112.50
MOZAMBIQUE	0	55,566	-	0	31,537	-
CONGO	0	128,196	-	0	89,756	-
NIGERIA	0	500,000	-	0	398,500	-
SENEGAL	300,000	0	-100.00	317,250	0	-100.00
MAURITANIA	0	150,000	-	0	76,125	-
BENIN	0	63,560	-	0	34,322	-
SOUTH AFRICA	7,020,221	3,997,000	-43.06	8,513,451	2,471,510	-70.97
MALAWI	0	332,250	-	0	174,432	-
UNITED STATES	12,099,733	39,199,998	223.97	14,121,204	19,995,000	41.60
BRAZIL	27,480,377	44,669,997	62.55	30,363,112	35,456,567	16.78
NETHERLANDS	120,355,589	125,378,685	4.17	142,093,642	65,349,862	-54.01
GERMANY, FED. REP. OF	6,100,000	6,153,039	0.87	6,538,500	3,154,084	-51.76
ITALY	7,568,765	13,574,784	79.35	9,741,570	8,301,556	-14.78
SPAIN	2,853,897	8,599,884	201.34	3,485,058	5,058,717	45.15
PORTUGAL	600,000	499,964	-16.67	635,250	252,081	-60.32
GREECE	4,486,181	5,044,856	12.45	4,730,503	4,153,674	-12.19
UKRAINE	20,464,210	31,039,690	51.68	24,484,623	18,071,350	-26.19
RUSSIA FEDERATION	721,710	11,402,002	1,479.86	1,095,227	8,066,864	636.55
-MINYAK NABATI LAIN	486,681,271	275,114,960	-43.47	532,752,663	167,817,241	-68.50
JAPAN	285,781	122,820	-57.02	382,271	110,804	-71.01
HONG KONG	100,160	20	-99.98	106,812	37	-99.97
KOREA, REPUBLIC OF	16,465,753	14,536,075	-11.72	17,868,036	7,708,734	-56.86
TAIWAN	1,026,569	743,046	-27.62	1,016,567	471,463	-53.62
CHINA	138,816,944	64,174,436	-53.77	146,911,742	37,996,351	-74.14
PAPUA NEW GUINEA	35,974	0	-100.00	68,439	0	-100.00
THAILAND	607	195,000	32,025.21	2,503	125,995	4,933.76
SINGAPORE	336,507	6,465,501	1,821.36	449,300	4,040,236	799.23
PHILIPPINES	8,805	98,033	1,013.38	1,020	73,798	7,135.10
MALAYSIA	105,669,119	51,351,072	-51.40	120,164,435	32,969,990	-72.56
NEPAL	0	43,740	-	0	39,706	-
VIET NAM	101,450	5,686,730	5,505.45	194,223	747,990	285.12
MALDIVES	0	8,480	-	0	11,705	-
INDIA	18,014,257	23,755,981	31.87	17,118,316	9,072,410	-47.00
PAKISTAN	492,420	539,900	9.64	508,226	330,337	-35.00
BANGLADESH	85,039,585	978,860	-98.85	81,354,200	841,631	-98.97
SRI LANKA	1,125,780	0	-100.00	1,536,728	0	-100.00
IRAN (ISLAMIC REPUBLIC OF)	84,024	152,000	80.90	66,294	105,800	59.59
SAUDI ARABIA	425,600	0	-100.00	566,048	0	-100.00
JORDAN	468,048	279,270	-40.33	669,041	227,073	-66.06
LEBANON	0	18,620	-	0	15,455	-
SYRIA ARAB REPUBLIC	389,760	601,389	54.30	511,156	516,704	1.09
TURKEY	2,597,042	0	-100.00	2,448,356	0	-100.00
UNITED ARAB EMIRATES	50	140,025	279,950.00	974	102,700	10,444.15
EGYPT	2,515,862	322,955	-87.16	3,264,966	284,138	-91.30
MOROCCO	44,500	420,000	843.82	68,931	360,930	423.61
TUNISIA	1,105,579	980,000	-11.36	1,467,532	660,000	-55.03
ALGERIA	322,500	2,175,268	574.50	530,423	1,693,381	219.25
MADAGASCAR	181,300	129,000	-28.85	171,894	56,438	-67.17
EQUATORIAL GUINEA	123	131	6.50	823	1,000	21.51
GABON	0	18,620	-	0	20,907	-
MAURITANIA	199,810	420,000	110.20	254,748	193,200	-24.16
BENIN	0	148,800	-	0	93,744	-

TABEL 5. PERKEMBANGAN EKSPOR INDONESIA MENURUT KOMODITI DAN NEGARA TUJUAN

JENIS BARANG	BERAT BERSIH (KG)		PERUB %	NILAI FOB (US \$)		PERUB %
	JAN-MEI 2008	JAN-MEI 2009		JAN-MEI 2008	JAN-MEI 2009	
(1)	(2)	(3)	(4)	(5)	(6)	(7)
SOUTH AFRICA	618,070	1,415,000	128.94	599,504	771,181	28.64
AUSTRALIA	0	15,269	-	0	13,542	-
NEW ZEALAND	63,970	866,960	1,255.26	109,224	853,234	681.18
TONGA	0	7,661	-	0	5,974	-
EAST TIMOR	0	737	-	0	1,395	-
UNITED STATES	16,172,346	21,632,645	33.76	18,423,841	14,829,373	-19.51
MEXICO	0	52,000	-	0	31,639	-
ARGENTINA	2,430	0	-100.00	3,818	0	-100.00
EL SALVADOR	19,500	0	-100.00	21,158	0	-100.00
COSTA RICA	58,500	0	-100.00	61,386	0	-100.00
UNITED KINGDOM	2,350	4,094	74.21	12,315	20,775	68.70
NETHERLANDS	65,280,997	55,511,535	-14.97	78,208,172	34,189,898	-56.28
FRANCE	0	560	-	0	19,712	-
GERMANY, FED. REP. OF	0	12	-	0	1,050	-
SWITZERLAND	3	0	-100.00	29	0	-100.00
DENMARK	0	249,984	-	0	150,615	-
NORWAY	280	0	-100.00	2,297	0	-100.00
SWEDEN	154	799,924	519,331.17	672	511,951	76,083.18
IRELAND	62,000	0	-100.00	2,480	0	-100.00
SPAIN	1,780,434	588,829	-66.93	2,481,537	296,226	-88.06
GREECE	1,718,755	39,082	-97.73	1,827,386	42,258	-97.69
DEMOCRATIC REPUBLIC OF THE	1,000,000	0	-100.00	1,147,030	0	-100.00
POLAND	18,750	0	-100.00	18,563	0	-100.00
ROMANIA	1,067,430	676,531	-36.62	1,631,584	506,938	-68.93
BULGARIA	275,670	279,774	1.49	426,566	213,006	-50.06
KAZAKHSTAN	328,050	218,133	-33.51	424,715	182,920	-56.93
TAJKISTAN	183,870	0	-100.00	264,364	0	-100.00
UKRAINE	4,618,398	5,317,633	15.14	5,995,944	4,804,317	-19.87
UZBEKISTAN	633,600	422,791	-33.27	884,837	381,294	-56.91
LITHUANIA	70	0	-100.00	437	0	-100.00
LATVIA	71,160	69,227	-2.72	101,885	54,909	-46.11
GEORGIA	131,220	85,931	-34.51	186,375	75,145	-59.68
BOSNIA AND HERZEGOVINA	819	0	-100.00	3,818	0	-100.00
MALTA	66	12	-81.82	770	163	-78.83
SLOVENIA	0	96,663	-	0	61,172	-
CZECH REPUBLIC	0	6,403	-	0	6,492	-
RUSSIA FEDERATION	16,718,470	12,251,798	-26.72	22,207,952	10,919,405	-50.83
-STEARIN	55,682,248	60,660,506	8.94	59,663,925	37,994,700	-36.32
JAPAN	1,294,854	862,055	-33.42	1,413,607	633,468	-55.19
HONG KONG	284,975	52,500	-81.58	333,333	31,850	-90.44
KOREA, REPUBLIC OF	2,512,450	4,042,637	60.90	2,619,176	2,577,484	-1.59
TAIWAN	5,843,373	6,919,095	18.41	6,075,655	4,531,665	-25.41
CHINA	24,629,248	22,756,497	-7.60	26,634,125	13,712,690	-48.51
THAILAND	2,666,466	2,755,986	3.36	3,043,494	1,862,664	-38.80
SINGAPORE	252,000	458,506	81.95	311,534	328,412	5.42
PHILIPPINES	884,498	506,699	-42.71	998,430	319,233	-68.03
MALAYSIA	300	1,111,932	370,544.00	100	568,373	568,273.00
MYANMAR (FORM. BURMA)	32,000	32,000	0.00	34,144	17,693	-48.18
VIET NAM	1,716,766	1,155,995	-32.66	1,888,176	733,710	-61.14
INDIA	93,187	506,785	443.84	105,826	311,600	194.45
PAKISTAN	84,000	102,000	21.43	95,278	58,980	-38.10
BANGLADESH	687,000	3,041,000	342.65	667,991	1,775,193	165.75
SRI LANKA	143,676	85,450	-40.53	169,814	51,378	-69.74
IRAN (ISLAMIC REPUBLIC OF)	233,000	349,000	49.79	258,408	247,148	-4.36
ISRAEL	0	71,999	-	0	50,400	-
JORDAN	0	5,794	-	0	5,068	-
LEBANON	17,000	0	-100.00	20,740	0	-100.00
SYRIA ARAB REPUBLIC	67,000	264,963	295.47	62,170	155,692	150.43
TURKEY	6,997,735	6,136,969	-12.30	7,354,023	4,361,521	-40.69
UNITED ARAB EMIRATES	22,000	68,000	209.09	27,333	42,160	54.25
EGYPT	379,813	198,500	-47.74	403,473	102,739	-74.54
MOROCCO	16,850	0	-100.00	20,557	0	-100.00
KENYA	17,000	85,585	403.44	20,100	53,985	168.58
GHANA	0	34,000	-	0	19,312	-
CAMEROON	17,000	0	-100.00	20,400	0	-100.00
NIGERIA	103,000	221,000	114.56	122,255	146,135	19.53
COTE D'IVOIRE	0	68,000	-	0	38,624	-
SOUTH AFRICA	115,016	238,999	107.80	117,503	149,569	27.29
AUSTRALIA	115,766	25,467	-78.00	129,192	20,892	-83.83
UNITED STATES	263,000	486,391	84.94	319,157	360,833	13.06
CANADA	24,000	42,000	75.00	28,440	24,676	-13.23
CHILE	23,999	40,849	70.21	29,683	25,748	-13.26
VENEZUELA	0	50,500	-	0	33,940	-
COLOMBIA	0	70,000	-	0	46,550	-
ECUADOR	34,000	17,000	-50.00	42,500	10,880	-74.40
PERU	17,000	34,000	100.00	20,400	19,465	-4.58
UNITED KINGDOM	436,500	192,000	-56.01	427,704	138,984	-67.50

TABEL 5. PERKEMBANGAN EKSPOR INDONESIA MENURUT KOMODITI DAN NEGARA TUJUAN

JENIS BARANG	BERAT BERSIH (KG)		PERUB	NILAI FOB (US \$)		PERUB
	JAN-MEI 2008	JAN-MEI 2009	%	JAN-MEI 2008	JAN-MEI 2009	%
(1)	(2)	(3)	(4)	(5)	(6)	(7)
NETHERLANDS	3,483,556	6,479,835	86.01	3,330,759	3,727,996	11.93
FRANCE	24,835	96,000	286.55	28,553	65,086	127.95
GERMANY, FED. REP. OF	344,000	91,000	-73.55	380,121	58,788	-84.53
BELGIUM	0	51,000	-	0	28,050	-
SWEDEN	14,000	0	-100.00	15,839	0	-100.00
ITALY	34,000	49,000	44.12	39,167	33,302	-14.97
SPAIN	190,000	407,999	114.74	223,885	251,790	12.46
PORTUGAL	672,000	99,999	-85.12	807,215	63,304	-92.16
GREECE	32,000	0	-100.00	32,480	0	-100.00
POLAND	65,997	0	-100.00	68,618	0	-100.00
BULGARIA	99,389	43,520	-56.21	114,785	35,904	-68.72
UKRAINE	372,999	34,000	-90.88	421,000	21,335	-94.93
LATVIA	17,000	0	-100.00	18,904	0	-100.00
RUSSIA FEDERATION	308,000	218,000	-29.22	367,878	140,431	-61.83
-ASAM BERLEMAK LAIN	301,610,125	300,081,086	-0.51	249,756,550	157,127,282	-37.09
JAPAN	4,772,847	3,736,094	-21.72	6,655,134	3,076,994	-53.77
HONG KONG	5,760	2,880	-50.00	8,734	3,271	-62.55
KOREA, REPUBLIC OF	9,516,734	26,611,728	179.63	6,958,426	10,491,537	50.77
TAIWAN	209,780	1,291,836	515.81	240,300	908,541	278.09
CHINA	12,498,789	21,477,469	71.84	14,556,635	15,597,114	7.15
THAILAND	1,071,965	2,584,750	141.12	1,601,883	3,217,230	100.84
SINGAPORE	11,038,265	10,722,738	-2.86	14,555,281	8,247,334	-43.34
PHILIPPINES	1	1,663,642	166,364,100.00	14	1,425,278	10,180,457.14
MALAYSIA	11,855,701	9,081,805	-23.40	11,866,257	6,352,691	-46.46
MYANMAR (FORM. BURMA)	1,000,000	2,874,914	187.49	540,000	885,524	63.99
NEPAL	36,260	0	-100.00	14,340	0	-100.00
VIET NAM	30	41,565	138,450.00	41	29,367	71,526.83
INDIA	122,861,438	54,197,345	-55.89	79,541,454	23,910,339	-69.94
PAKISTAN	5,553,900	10,262,946	84.79	2,419,977	3,284,568	35.73
BANGLADESH	86,920	1,812,999	1,985.82	50,114	750,824	1,398.23
SRI LANKA	1,406,520	6,186,610	339.85	1,324,837	4,290,606	223.86
IRAN (ISLAMIC REPUBLIC OF)	17,280	936,039	5,316.89	24,814	889,539	3,484.83
SAUDI ARABIA	28,800	180	-99.38	38,246	200	-99.48
JORDAN	17,280	40,085	131.97	24,952	38,593	54.67
SYRIA ARAB REPUBLIC	17,280	0	-100.00	19,526	0	-100.00
TURKEY	807,094	3,703,645	358.89	1,019,231	2,239,019	119.68
UNITED ARAB EMIRATES	0	700,330	-	0	703,200	-
EGYPT	2,035,512	3,722,803	82.89	1,443,533	1,216,974	-15.69
TUNISIA	0	705,000	-	0	244,988	-
ETHIOPIA	36,260	0	-100.00	27,558	0	-100.00
TANZANIA, UNITED REPUBLIC O	3,050,000	1,950,000	-36.07	1,971,298	797,000	-59.57
MADAGASCAR	37,240	110,000	195.38	13,034	39,600	203.82
MOZAMBIQUE	4,110,937	220,000	-94.65	2,724,260	78,540	-97.12
TOGO	126,910	283,600	123.47	105,335	98,478	-6.51
CAMEROON	878	0	-100.00	225	0	-100.00
COTE D'IVOIRE	6,600,000	0	-100.00	3,950,250	0	-100.00
SENEGAL	0	110,000	-	0	39,050	-
MAURITANIA	0	1,000,000	-	0	320,000	-
DJIBOUTI	301,920	355,200	17.65	253,968	175,824	-30.77
SOUTH AFRICA	3,745,152	5,553,666	48.29	2,458,445	2,909,253	18.34
MALAWI	126,040	1,748,620	1,287.35	77,743	645,438	730.22
AUSTRALIA	286,607	480,698	67.72	441,886	504,984	14.28
NEW ZEALAND	3,003	7,600	153.08	5,778	6,992	21.01
UNITED STATES	14,158,019	8,886,236	-37.24	20,059,278	9,213,717	-54.07
CANADA	43,200	28,800	-33.33	56,160	26,179	-53.38
MEXICO	265,939	211,410	-20.50	349,416	188,392	-46.08
GUATEMALA	0	1,520	-	0	1,550	-
ARGENTINA	232,424	716,986	208.48	338,889	593,768	75.21
BRAZIL	3,164,040	2,361,020	-25.38	4,235,561	2,213,688	-47.74
COLOMBIA	0	113,830	-	0	105,308	-
URUGUAY	14,400	14,400	0.00	23,573	13,997	-40.62
ECUADOR	14,400	15,200	5.56	21,600	13,072	-39.48
JAMAICA	2,761	0	-100.00	4,449	0	-100.00
COSTA RICA	84,800	0	-100.00	61,904	0	-100.00
UNITED KINGDOM	295,855	60,000	-79.72	417,322	58,550	-85.97
NETHERLANDS	19,963,722	27,728,237	38.89	27,453,602	19,819,584	-27.81
FRANCE	141,090	40,410	-71.36	353,309	79,325	-77.55
GERMANY, FED. REP. OF	1,144,782	1,161,076	1.42	2,052,413	1,551,510	-24.41
BELGIUM	71,674	35,548	-50.40	88,080	55,107	-37.44
DENMARK	5,000,000	0	-100.00	3,362,600	0	-100.00
SWEDEN	0	9,999,790	-	0	2,989,937	-
ITALY	3,381,250	26,918,741	696.12	2,450,993	9,957,315	306.26
SPAIN	50,325,924	46,050,896	-8.49	33,429,429	16,238,703	-51.42
GREECE	35,839	0	-100.00	52,675	0	-100.00
ROMANIA	6,903	0	-100.00	11,788	0	-100.00
UKRAINE	0	1,540,199	-	0	567,032	-
RUSSIA FEDERATION	0	20,000	-	0	21,658	-

TABEL 5. PERKEMBANGAN EKSPOR INDONESIA MENURUT KOMODITI DAN NEGARA TUJUAN

JENIS BARANG	BERAT BERSIH (KG)		PERUB	NILAI FOB (US \$)		PERUB
	JAN-MEI 2008	JAN-MEI 2009	%	JAN-MEI 2008	JAN-MEI 2009	%
(1)	(2)	(3)	(4)	(5)	(6)	(7)
-ALAT LISTRIK	230,205,040	167,948,281	-27.04	2,116,142,176	1,613,786,324	-23.74
JAPAN	27,895,117	15,104,521	-45.85	393,552,912	226,805,064	-42.37
HONG KONG	4,700,535	3,054,738	-35.01	77,326,388	49,883,527	-35.49
KOREA, DEMOCRATIC PEOPLE'S	458	0	-100.00	14,764	0	-100.00
KOREA, REPUBLIC OF	2,091,915	1,534,419	-26.65	33,001,288	27,660,391	-16.18
TAIWAN	2,213,829	777,171	-64.89	23,889,953	13,272,005	-44.45
CHINA	4,098,264	1,951,882	-52.37	57,908,573	33,249,232	-42.58
MONGOLIA	5,342	0	-100.00	31,925	0	-100.00
MACAU	19,235	0	-100.00	150,700	0	-100.00
PAPUA NEW GUINEA	2,607,865	2,705,306	3.74	5,237,353	4,982,691	-4.86
THAILAND	13,353,132	7,095,300	-46.86	81,437,828	44,856,207	-44.92
SINGAPORE	20,852,890	12,766,674	-38.78	594,910,760	408,900,801	-31.27
PHILIPPINES	7,209,308	8,240,167	14.30	38,737,952	53,055,817	36.96
MALAYSIA	13,380,600	11,456,211	-14.38	79,826,391	71,213,309	-10.79
MYANMAR (FORM. BURMA)	199,365	313,352	57.18	1,240,369	718,743	-42.05
CAMBODIA	101,348	22,771	-77.53	402,456	92,431	-77.03
BRUNEI DARUSSALAM	200,562	358,067	78.53	1,301,678	4,598,503	253.28
LAO PEOPLE'S DEMOCRATIC RE	0	153	-	0	2,190	-
NEPAL	0	14	-	0	745	-
VIET NAM	10,424,804	5,513,138	-47.12	47,762,099	29,182,195	-38.90
MALDIVES	86,845	48,509	-44.14	153,755	186,578	21.35
INDIA	7,422,114	8,431,213	13.60	20,979,603	25,274,093	20.47
PAKISTAN	892,479	632,567	-29.12	4,122,198	2,096,543	-49.14
BANGLADESH	61,127	111,759	82.83	300,493	484,222	61.14
SRI LANKA	441,954	767,323	73.62	1,813,521	2,146,568	18.36
AFGHANISTAN	145,251	169,268	16.53	511,245	401,282	-21.51
IRAQ	7,508	37,343	397.38	15,785	78,515	397.40
IRAN (ISLAMIC REPUBLIC OF)	311,299	923,188	196.56	1,171,471	9,627,962	721.87
SAUDI ARABIA	4,343,186	3,359,642	-22.65	15,781,634	9,610,931	-39.10
ISRAEL	99,611	88,100	-11.56	474,065	424,218	-10.51
KUWAIT	374,962	414,001	10.41	1,329,180	1,177,304	-11.43
JORDAN	364,254	156,460	-57.05	957,461	454,681	-52.51
LEBANON	507,632	729,592	43.72	1,833,715	1,869,831	1.97
PALESTINA	126,160	0	-100.00	534,869	0	-100.00
YEMEN	838,232	486,397	-41.97	2,952,889	1,171,704	-60.32
OMAN	933,005	428,678	-54.05	4,967,774	1,314,391	-73.54
SYRIA ARAB REPUBLIC	84,550	41,871	-50.48	280,672	116,637	-58.44
TURKEY	2,098,917	1,181,523	-43.71	8,304,915	2,134,959	-74.29
UNITED ARAB EMIRATES	18,574,392	7,966,814	-57.11	95,390,207	28,483,875	-70.14
QATAR	1,646,861	763,934	-53.61	8,199,868	2,491,438	-69.62
BAHRAIN	408,679	169,869	-58.43	3,528,202	351,360	-90.04
CYPRUS	139,304	67,644	-51.44	497,951	143,085	-71.27
EGYPT	2,303,772	1,577,129	-31.54	5,862,453	6,126,734	4.51
LIBYAN ARAB JAMAHIRIYA	136,855	267,472	95.44	572,821	562,884	-1.73
MOROCCO	330,771	332,775	0.61	1,298,372	1,158,970	-10.74
TUNISIA	33,987	184,108	441.70	868,364	945,054	8.83
ALGERIA	473,637	860,225	81.62	1,454,667	4,898,344	236.73
SUDAN	5,561,695	4,946,702	-11.06	16,035,238	10,153,091	-36.68
ERITREA	241,988	50,183	-79.26	440,323	89,757	-79.62
ETHIOPIA	113,534	402,496	254.52	491,072	1,126,914	129.48
TANZANIA, UNITED REPUBLIC O	158,369	414,131	161.50	639,791	978,792	52.99
MADAGASCAR	61,660	964	-98.44	235,568	5,511	-97.66
KENYA	637,256	542,691	-14.84	2,556,839	1,773,221	-30.65
MOZAMBIQUE	296,917	128,476	-56.73	974,813	284,602	-70.80
BOTSWANA	0	84	-	0	357	-
EQUATORIAL GUINEA	24,031	95,164	296.01	48,918	179,566	267.08
TOGO	95,414	104,603	9.63	408,737	777,926	90.32
GHANA	1,069,475	321,475	-69.94	4,162,363	691,883	-83.38
LIBERIA	21,793	38,546	76.87	71,429	89,390	25.15
GUINEA	124,081	90,963	-26.69	213,550	333,290	56.07
ANGOLA	49,882	112,473	125.48	206,885	291,895	41.09
CONGO	425	21,790	5,027.06	1,363	48,171	3,434.19
CAMEROON	237,227	119,357	-49.69	601,037	229,969	-61.74
NIGERIA	1,334,496	987,067	-26.03	8,122,496	2,681,000	-66.99
SIERRA LEONE	0	16,953	-	0	37,928	-
GABON	96,038	8,627	-91.02	393,327	32,124	-91.83
COTE D'IVOIRE	18,092	101,201	459.37	75,710	910,175	1,102.19
SENEGAL	97,246	114,010	17.24	353,797	162,780	-53.99
BENIN	269,566	258,859	-3.97	817,210	522,663	-36.04
BURKINA FASO	18	3,756	20,766.67	487	7,660	1,472.90
GAMBIA	16,499	1,442	-91.26	12,625	5,028	-60.17
SEYCHELLES	8,673	0	-100.00	36,740	0	-100.00
UGANDA	75,805	75,632	-0.23	235,197	212,604	-9.61
CENTRAL AFRICAN REPUBLIC	30,862	0	-100.00	71,279	0	-100.00
NIGER	0	4,359	-	0	9,363	-
DJIBOUTI	260,269	478,380	83.80	901,372	1,155,871	28.23
SAO TOME AND PRINCIPE	0	704	-	0	250	-

TABEL 5. PERKEMBANGAN EKSPOR INDONESIA MENURUT KOMODITI DAN NEGARA TUJUAN

JENIS BARANG	BERAT BERSIH (KG)		PERUB	NILAI FOB (US \$)		PERUB
	JAN-MEI 2008	JAN-MEI 2009	%	JAN-MEI 2008	JAN-MEI 2009	%
(1)	(2)	(3)	(4)	(5)	(6)	(7)
SWAZILAND	120	0	-100.00	6,573	0	-100.00
SOUTH AFRICA	1,034,045	956,234	-7.52	3,502,383	3,193,508	-8.82
ZAMBIA	32,801	25	-99.92	102,255	123	-99.88
BURUNDI	0	46,775	-	0	106,277	-
MAURITIUS	37,609	42,695	13.52	136,087	119,894	-11.90
AUSTRALIA	6,577,615	4,532,818	-31.09	51,101,801	33,480,679	-34.48
NEW ZEALAND	886,401	1,374,397	55.05	5,087,350	11,750,216	130.97
NEW CALEDONIA	179,034	632	-99.65	2,780,142	1,308	-99.95
VANUATU	90,027	33,983	-62.25	187,572	83,399	-55.54
AMERICAN SAMOA	14,370	0	-100.00	42,775	0	-100.00
COOK ISLANDS	2,819	0	-100.00	1,752	0	-100.00
FIJI	171,594	166,620	-2.90	444,834	419,967	-5.59
KIRIBATI	0	146	-	0	5,690	-
SAMOA	489,271	85,747	-82.47	3,787,449	374,557	-90.11
SOLOMON ISLANDS	214,985	103,267	-51.97	442,375	250,358	-43.41
TONGA	14,304	10,678	-25.35	37,744	24,052	-36.28
EAST TIMOR	371,037	835,529	125.19	572,325	1,226,945	114.38
UNITED STATES	15,118,429	14,808,840	-2.05	161,953,653	184,160,709	13.71
CANADA	1,397,214	584,378	-58.18	6,320,405	4,904,839	-22.40
MEXICO	1,814,411	2,219,960	22.35	9,912,569	17,875,595	80.33
GUATEMALA	679,067	307,454	-54.72	1,649,023	362,233	-78.03
NICARAGUA	32,644	58,951	80.59	140,648	204,497	45.40
PANAMA	109,281	50,854	-53.46	656,750	227,985	-65.29
CUBA	375	0	-100.00	34,098	0	-100.00
SURINAME	80,286	39,384	-50.95	334,447	108,713	-67.49
CHILE	1,228,726	691,681	-43.71	3,166,978	1,874,983	-40.80
VENEZUELA	368,218	440,943	19.75	2,451,205	4,707,881	92.06
ARGENTINA	466,138	562,726	20.72	2,300,223	2,613,466	13.62
BRAZIL	2,968,496	1,797,913	-39.43	15,020,241	8,359,010	-44.35
COLOMBIA	464,133	430,147	-7.32	1,860,610	927,830	-50.13
BOLIVIA	51,553	239,632	364.83	192,476	489,528	154.33
URUGUAY	36	0	-100.00	267	0	-100.00
PARAGUAY	65,703	65,390	-0.48	245,550	135,733	-44.72
ECUADOR	387,600	231,102	-40.38	853,332	517,434	-39.36
PERU	259,811	87,344	-66.38	1,239,861	372,576	-69.95
TRINIDAD AND TOBAGO	49,039	84,219	71.74	185,653	164,197	-11.56
JAMAICA	1,287	52,295	3,963.33	13,829	135,954	883.11
BELIZE	0	111	-	0	1,064	-
DOMINICAN REPUBLIC	107,760	67,355	-37.50	437,592	179,199	-59.05
COSTA RICA	7,057	21,504	204.72	50,796	73,366	44.43
HAITI	165,353	18,277	-88.95	444,913	46,035	-89.65
ARUBA	18,859	2,155	-88.57	52,828	9,900	-81.26
FRENCH POLYNESIA	12,791	5,805	-54.62	135,006	31,505	-76.66
GRENADA	0	15,754	-	0	31,371	-
NETHERLANDS ANTILLES	0	28,296	-	0	76,086	-
SAINT LUCIA	0	41,034	-	0	84,318	-
SAN MARINO	4,833	9,666	100.00	66,564	123,600	85.69
UNITED KINGDOM	9,055,705	10,311,251	13.86	31,681,624	25,723,885	-18.81
NETHERLANDS	2,376,915	2,200,325	-7.43	14,205,291	20,132,952	41.73
FRANCE	1,733,958	1,950,092	12.46	46,981,080	73,003,389	55.39
GERMANY, FED. REP. OF	2,151,046	1,574,890	-26.78	23,769,769	23,291,249	-2.01
AUSTRIA	92,369	22,935	-75.17	1,567,780	762,935	-51.34
BELGIUM	1,926,011	800,744	-58.42	5,514,280	3,036,649	-44.93
SWITZERLAND	76,113	205,438	169.91	1,889,796	1,351,526	-28.48
LUXEMBOURG	172	0	-100.00	17,137	0	-100.00
DENMARK	17,863	110,175	516.78	429,351	8,129,512	1,793.44
NORWAY	19,097	20,536	7.54	186,337	111,690	-40.06
SWEDEN	165,693	207,100	24.99	1,664,396	7,130,199	328.40
FINLAND	17,383	3,563	-79.50	341,410	115,643	-66.13
IRELAND	2	19,691	984,450.00	13	82,941	637,907.69
ITALY	2,836,721	1,497,586	-47.21	9,140,812	9,095,158	-0.50
SPAIN	6,481,524	3,265,632	-49.62	23,189,754	12,481,418	-46.18
PORTUGAL	380,827	248,959	-34.63	712,408	484,987	-31.92
GREECE	1,244,794	1,778,411	42.87	3,813,199	4,246,456	11.36
DEMOCRATIC REPUBLIC OF THE	81,973	13,878	-83.07	289,665	20,854	-92.80
HUNGARY	578,143	19,193	-96.68	2,467,526	495,571	-79.92
POLAND	134,180	618,298	360.80	1,867,178	24,820,512	1,229.31
ROMANIA	78,182	43,378	-44.52	477,166	507,433	6.34
BULGARIA	58	1	-98.28	2,996	173	-94.23
ALBANIA	2,392	11,940	399.16	10,948	45,842	318.72
AZERBAIJAN	0	114	-	0	18,170	-
BELARUS	76,584	0	-100.00	235,008	0	-100.00
KAZAKHSTAN	123,822	195	-99.84	380,342	4,374	-98.85
UKRAINE	119,718	60,106	-49.79	423,257	209,511	-50.50
UZBEKISTAN	10,214	0	-100.00	34,406	0	-100.00
LITHUANIA	23,487	1	-100.00	94,454	40	-99.96
LATVIA	0	161	-	0	4,141	-
ESTONIA	120	0	-100.00	10,300	0	-100.00

TABEL 5. PERKEMBANGAN EKSPOR INDONESIA MENURUT KOMODITI DAN NEGARA TUJUAN

JENIS BARANG	BERAT BERSIH (KG)		PERUB %	NILAI FOB (US \$)		PERUB %
	JAN-MEI 2008	JAN-MEI 2009		JAN-MEI 2008	JAN-MEI 2009	
(1)	(2)	(3)	(4)	(5)	(6)	(7)
GEORGIA	82,851	0	-100.00	229,371	0	-100.00
CROATIA	6,017	0	-100.00	91,846	0	-100.00
MALTA	52,426	0	-100.00	216,684	0	-100.00
SLOVAKIA	61,326	276,627	351.08	504,424	7,259,601	1,339.19
SLOVENIA	9	0	-100.00	14	0	-100.00
CZECH REPUBLIC	393,400	610,112	55.09	4,800,787	13,967,710	190.95
RUSSIA FEDERATION	385,589	391,857	1.63	1,948,728	2,417,428	24.05
-DIODE TRANSISTOR	333,837	449,314	34.59	63,531,038	37,573,814	-40.86
JAPAN	56,487	53,653	-5.02	31,046,383	17,428,140	-43.86
HONG KONG	25,386	24,072	-5.18	13,294,493	7,191,843	-45.90
KOREA, REPUBLIC OF	2,279	3,982	74.73	249,855	716,227	186.66
TAIWAN	4,272	2,079	-51.33	746,623	580,223	-22.29
CHINA	8,984	3,562	-60.35	2,526,949	1,627,756	-35.58
THAILAND	1,981	1,757	-11.31	46,010	9,316	-79.75
SINGAPORE	218,922	209,055	-4.51	11,583,201	5,419,841	-53.21
PHILIPPINES	738	3,493	373.31	13,167	550,197	4,078.61
MALAYSIA	4,348	51,497	1,084.38	370,306	720,506	94.57
VIET NAM	0	251	-	0	2,553	-
INDIA	0	5	-	0	220	-
PAKISTAN	51	1,562	2,962.75	187	5,267	2,716.58
BANGLADESH	0	4	-	0	40	-
SRI LANKA	0	141	-	0	588	-
IRAN (ISLAMIC REPUBLIC OF)	0	87,572	-	0	1,029,847	-
ISRAEL	0	1	-	0	1,279	-
UNITED ARAB EMIRATES	17	16	-5.88	169	542	220.71
AUSTRALIA	0	17	-	0	1,052	-
SOLOMON ISLANDS	0	1	-	0	13	-
UNITED STATES	4,152	1,560	-62.43	998,607	535,491	-46.38
CANADA	0	4	-	0	15,900	-
MEXICO	0	2,819	-	0	613,848	-
CHILE	0	6	-	0	96	-
BRAZIL	0	10	-	0	437	-
PERU	0	5	-	0	53	-
UNITED KINGDOM	1,793	292	-83.71	181,837	46,113	-74.64
NETHERLANDS	0	6	-	0	200	-
FRANCE	0	9	-	0	640	-
GERMANY, FED. REP. OF	4,142	1,860	-55.09	2,270,222	1,058,276	-53.38
AUSTRIA	185	0	-100.00	2,583	0	-100.00
BELGIUM	0	1	-	0	2	-
NORWAY	0	1	-	0	724	-
SWEDEN	1	0	-100.00	1,260	0	-100.00
FINLAND	94	17	-81.91	198,580	16,530	-91.68
GREECE	0	2	-	0	27	-
ROMANIA	4	0	-100.00	186	0	-100.00
KAZAKHSTAN	0	2	-	0	27	-
ESTONIA	1	0	-100.00	420	0	-100.00
-AUDIO VISUAL	39,782,274	51,573,003	29.64	1,042,161,421	1,240,390,156	19.02
JAPAN	3,307,649	2,589,172	-21.72	97,039,112	84,090,345	-13.34
HONG KONG	1,363,982	1,020,750	-25.16	103,447,615	63,845,785	-38.28
KOREA, DEMOCRATIC PEOPLE'S	0	862	-	0	114,938	-
KOREA, REPUBLIC OF	663,034	1,148,622	73.24	65,542,813	59,689,717	-8.93
TAIWAN	85,998	141,050	64.02	1,826,745	2,131,937	16.71
CHINA	1,063,528	733,038	-31.07	55,388,247	47,291,614	-14.62
MACAU	0	4,900	-	0	137,073	-
PAPUA NEW GUINEA	61,361	15,154	-75.30	373,768	92,696	-75.20
THAILAND	1,723,933	2,451,501	42.20	12,996,074	21,479,526	65.28
SINGAPORE	5,510,947	4,269,266	-22.53	151,440,414	132,357,817	-12.60
PHILIPPINES	351,492	2,584,301	635.24	2,459,157	17,906,920	628.17
MALAYSIA	2,503,660	2,257,282	-9.84	39,648,963	31,664,835	-20.14
MYANMAR (FORM. BURMA)	45,097	91,523	102.95	108,965	382,431	250.97
CAMBODIA	0	20,225	-	0	136,224	-
BRUNEI DARUSSALAM	12,583	24,825	97.29	36,663	51,754	41.16
NEPAL	0	16,443	-	0	78,479	-
VIET NAM	512,100	389,934	-23.86	9,357,520	4,831,374	-48.37
MALDIVES	24	0	-100.00	1,375	0	-100.00
INDIA	132,377	904,182	583.04	4,035,698	10,601,174	162.69
PAKISTAN	146,337	116,044	-20.70	631,873	650,272	2.91
BANGLADESH	7,895	4,024	-49.03	38,546	43,014	11.59
SRI LANKA	11,360	67,622	495.26	97,224	509,657	424.21
IRAQ	25,495	16,331	-35.94	813,068	495,132	-39.10
IRAN (ISLAMIC REPUBLIC OF)	0	823,301	-	0	10,645,820	-
SAUDI ARABIA	633,799	966,836	52.55	6,319,118	7,801,035	23.45
ISRAEL	495,085	219,233	-55.72	14,528,906	5,553,322	-61.78
KUWAIT	133,899	100,737	-24.77	3,669,789	2,069,853	-43.60
JORDAN	26,153	143,412	448.36	484,292	1,044,214	115.62
LEBANON	11,779	27,389	132.52	303,597	396,587	30.63

TABEL 5. PERKEMBANGAN EKSPOR INDONESIA MENURUT KOMODITI DAN NEGARA TUJUAN

JENIS BARANG	BERAT BERSIH (KG)		PERUB	NILAI FOB (US \$)		PERUB
	JAN-MEI 2008	JAN-MEI 2009	%	JAN-MEI 2008	JAN-MEI 2009	%
(1)	(2)	(3)	(4)	(5)	(6)	(7)
YEMEN	159,491	103,967	-34.81	857,798	256,815	-70.06
OMAN	100,130	51,242	-48.82	5,884,022	453,911	-92.29
SYRIA ARAB REPUBLIC	205,621	129,277	-37.13	737,940	843,204	14.26
TURKEY	85,974	279,565	225.17	3,346,295	6,487,776	93.88
UNITED ARAB EMIRATES	2,109,905	2,227,370	5.57	34,821,494	30,301,741	-12.98
QATAR	64,647	71,734	10.96	1,228,988	1,484,844	20.82
BAHRAIN	5,071	6,067	19.64	122,288	123,532	1.02
CYPRUS	67	67	0.00	10,998	12,122	10.22
EGYPT	97,674	92,122	-5.68	2,147,295	1,633,388	-23.93
LIBYAN ARAB JAMAHIRIYA	0	23,888	-	0	498,663	-
MOROCCO	6,017	331,317	5,406.35	166,487	3,416,318	1,952.00
TUNISIA	0	7,517	-	0	112,687	-
ALGERIA	0	5,775	-	0	138,500	-
SUDAN	79,988	17,664	-77.92	831,651	104,268	-87.46
ETHIOPIA	37,995	48,915	28.74	92,971	176,516	89.86
TANZANIA, UNITED REPUBLIC O	679	31,565	4,548.75	334	264,962	79,229.94
KENYA	17,011	57,222	236.38	48,259	697,336	1,344.99
MOZAMBIQUE	0	9,500	-	0	44,000	-
EQUATORIAL GUINEA	0	38	-	0	2,509	-
TOGO	0	519	-	0	1,008	-
GHANA	30,699	157,155	411.92	125,558	617,822	392.06
LIBERIA	0	5	-	0	267	-
GUINEA	0	272	-	0	367	-
ANGOLA	30,404	116,206	282.21	82,678	779,836	843.22
CAMEROON	0	3,888	-	0	555,194	-
NIGERIA	719,232	1,116,807	55.28	2,187,562	6,723,683	207.36
GABON	0	592	-	0	300	-
COTE D'IVOIRE	4,260	0	-100.00	75,420	0	-100.00
SENEGAL	650	0	-100.00	61,400	0	-100.00
MAURITANIA	0	23,310	-	0	58,830	-
BENIN	12,529	1,532	-87.77	6,038	8,000	32.49
GAMBIA	249	558	124.10	244	545	123.36
UGANDA	11,532	0	-100.00	70,663	0	-100.00
SAO TOME AND PRINCIPE	0	914	-	0	811	-
SOUTH AFRICA	119,089	231,094	94.05	2,566,300	3,602,664	40.38
MAURITIUS	0	24,123	-	0	162,151	-
VIRGIN ISLANDS (BRITISH)	0	4	-	0	26,908	-
AUSTRALIA	567,480	2,961,392	421.85	14,800,952	60,645,240	309.74
NEW ZEALAND	242,270	248,983	2.77	7,040,489	5,500,285	-21.88
NEW CALEDONIA	1	3,292	329,100.00	50	12,975	25,850.00
VANUATU	216	1,913	785.65	450	9,600	2,033.33
AMERICAN SAMOA	25	0	-100.00	229	0	-100.00
FIJI	2,611	1,063	-59.29	31,845	20,159	-36.70
TONGA	5	0	-100.00	66	0	-100.00
EAST TIMOR	538,803	371,385	-31.07	421,373	1,242,991	194.99
UNITED STATES	4,820,829	6,895,433	43.03	140,494,349	227,617,773	62.01
CANADA	170,373	368,505	116.29	10,233,513	14,062,549	37.42
MEXICO	271,063	696,530	156.96	9,360,280	20,520,401	119.23
GUATEMALA	6,541	2,562	-60.83	52,354	17,219	-67.11
HONDURAS	0	4,373	-	0	72,739	-
PANAMA	127,741	227,121	77.80	3,550,696	3,680,382	3.65
CUBA	344	0	-100.00	30,400	0	-100.00
CHILE	66,461	82,743	24.50	1,125,988	626,275	-44.38
VENEZUELA	2,370	7,573	219.54	279,710	214,395	-23.35
ARGENTINA	3,513	162,945	4,538.34	430,088	1,680,283	290.68
BRAZIL	191,379	644,532	236.78	3,574,650	10,675,845	198.65
COLOMBIA	1,182	42,649	3,508.21	229,771	809,264	252.20
URUGUAY	154	1,665	981.17	33,423	35,780	7.05
PARAGUAY	4,168	0	-100.00	118,358	0	-100.00
ECUADOR	1,318	15,588	1,082.70	9,961	236,254	2,271.79
PERU	3,172	11,798	271.94	741,997	756,512	1.96
JAMAICA	0	299	-	0	3,228	-
PUERTO RICO	1,725	8,009	364.29	349,581	330,769	-5.38
EL SALVADOR	24	0	-100.00	4,344	0	-100.00
COSTA RICA	182	51	-71.98	37,295	9,152	-75.46
FRENCH POLYNESIA	74	2,305	3,014.86	10,936	13,276	21.40
UNITED KINGDOM	211,220	1,250,047	491.82	10,567,141	30,242,008	186.19
NETHERLANDS	842,332	1,188,385	41.08	44,197,571	60,113,164	36.01
FRANCE	293,646	1,212,242	312.82	4,095,361	27,610,463	574.19
GERMANY, FED. REP. OF	2,300,391	1,832,431	-20.34	25,672,645	49,713,005	93.64
AUSTRIA	3,211	231,745	7,117.22	537,458	4,010,074	646.12
BELGIUM	3,317,901	1,809,880	-45.45	66,439,516	21,346,185	-67.87
SWITZERLAND	5,715	27,234	376.54	814,051	697,663	-14.30
LUXEMBOURG	2	0	-100.00	9	0	-100.00
GIBRALTAR	42	0	-100.00	6,852	0	-100.00
DENMARK	19,731	50,770	157.31	152,885	1,110,911	626.63
NORWAY	4,609	3,271	-29.03	7,271	4,553	-37.38
SWEDEN	71,498	540,203	655.55	1,264,577	9,125,158	621.60

TABEL 5. PERKEMBANGAN EKSPOR INDONESIA MENURUT KOMODITI DAN NEGARA TUJUAN

JENIS BARANG	BERAT BERSIH (KG)		PERUB %	NILAI FOB (US \$)		PERUB %
	JAN-MEI 2008	JAN-MEI 2009		JAN-MEI 2008	JAN-MEI 2009	
(1)	(2)	(3)	(4)	(5)	(6)	(7)
FINLAND	61,302	42,251	-31.08	1,830,661	233,109	-87.27
IRELAND	0	58	-	0	1,282	-
ITALY	110,251	811,559	636.10	3,448,791	22,122,748	541.46
SPAIN	100,833	594,610	489.70	2,324,972	14,820,506	537.45
PORTUGAL	1,061	237,732	22,306.41	172,811	4,010,284	2,220.62
GREECE	1,223	103,159	8,334.91	85,557	1,671,444	1,853.60
DEMOCRATIC REPUBLIC OF THE	0	37,180	-	0	102,240	-
HUNGARY	126,451	348,299	175.44	2,472,052	7,341,585	196.98
POLAND	375,709	659,216	75.46	14,460,719	31,995,753	121.26
ROMANIA	0	90,623	-	0	1,210,261	-
BULGARIA	3,067	40,724	1,227.81	259,236	282,996	9.17
YUGOSLAVIA	0	14,059	-	0	155,870	-
AZERBAIJAN	5,266	0	-100.00	174,452	0	-100.00
KAZAKHSTAN	2,930	36,200	1,135.49	614,395	794,397	29.30
UKRAINE	15,392	1,733	-88.74	3,204,023	39,942	-98.75
LATVIA	0	22,687	-	0	341,348	-
ESTONIA	10,375	0	-100.00	55,627	0	-100.00
GEORGIA	2,926	0	-100.00	19,772	0	-100.00
CROATIA	0	50	-	0	1,091	-
SLOVAKIA	27,149	366,829	1,251.17	1,253,737	11,629,254	827.57
SLOVENIA	10,954	0	-100.00	66,606	0	-100.00
CZECH REPUBLIC	1,086,507	772,049	-28.94	22,129,770	19,306,714	-12.76
RUSSIA FEDERATION	1,018,075	165,318	-83.76	16,807,530	5,877,779	-65.03
-FOTOGRAFI DAN OPTIK	1,460,842	1,291,974	-11.56	90,882,239	73,590,679	-19.03
JAPAN	69,726	57,202	-17.96	8,509,149	7,392,373	-13.12
HONG KONG	24,979	108,767	335.43	962,578	1,247,035	29.55
KOREA, REPUBLIC OF	3,803	5,927	55.85	84,671	127,237	50.27
TAIWAN	1,676	243	-85.50	62,980	12,029	-80.90
CHINA	48,473	12,884	-73.42	2,290,898	880,837	-61.55
PAPUA NEW GUINEA	157	2	-98.73	1,162	48	-95.87
THAILAND	19,133	18,100	-5.40	348,272	383,668	10.16
SINGAPORE	558,022	392,981	-29.58	51,229,008	42,896,104	-16.27
PHILIPPINES	20,733	2,842	-86.29	695,503	37,005	-94.68
MALAYSIA	88,247	75,307	-14.66	5,524,926	2,924,821	-47.06
BRUNEI DARUSSALAM	28	10,094	35,950.00	500	20,635	4,027.00
VIET NAM	2,639	5,168	95.83	64,765	66,051	1.99
INDIA	61,668	42,614	-30.90	1,015,647	867,843	-14.55
PAKISTAN	670	920	37.31	14,119	16,999	20.40
BANGLADESH	1,734	1,606	-7.38	5,390	1,860	-65.49
SRI LANKA	335	21	-93.73	5,568	4,254	-23.60
IRAN (ISLAMIC REPUBLIC OF)	833	1	-99.88	7,618	30	-99.61
SAUDI ARABIA	553	920	66.37	4,220	125,040	2,863.03
ISRAEL	0	475	-	0	21,113	-
KUWAIT	0	35	-	0	3,965	-
JORDAN	1	0	-100.00	18	0	-100.00
LEBANON	11	159	1,345.45	4,785	23,565	392.48
OMAN	150	0	-100.00	1,200	0	-100.00
SYRIA ARAB REPUBLIC	725	1,144	57.79	3,827	4,970	29.87
TURKEY	758	3,320	337.99	44,882	90,020	100.57
UNITED ARAB EMIRATES	5,856	4,337	-25.94	129,507	107,429	-17.05
CYPRUS	14	0	-100.00	1,584	0	-100.00
EGYPT	306	0	-100.00	25,681	0	-100.00
MOROCCO	0	567	-	0	14,192	-
TUNISIA	6	13	116.67	1,845	3,770	104.34
ALGERIA	36	24	-33.33	793	437	-44.89
KENYA	64	0	-100.00	1,863	0	-100.00
REUNION	0	6,891	-	0	9,370	-
GHANA	0	274	-	0	9,330	-
CAMEROON	238	0	-100.00	2,038	0	-100.00
NIGERIA	81	87	7.41	1,068	1,313	22.94
SWAZILAND	0	20	-	0	4,984	-
SOUTH AFRICA	4	3,996	99,800.00	32,595	121,260	272.02
MAURITIUS	207	656	216.91	9,751	12,212	25.24
AUSTRALIA	1,509	7,104	370.78	36,996	60,260	62.88
NEW ZEALAND	44	364	727.27	576	600	4.17
NEW CALEDONIA	0	400	-	0	585	-
TONGA	151	0	-100.00	120	0	-100.00
EAST TIMOR	14,061	218	-98.45	12,571	1,821	-85.51
UNITED STATES	350,757	360,324	2.73	11,250,781	9,722,401	-13.58
CANADA	4,790	919	-80.81	679,485	76,410	-88.75
MEXICO	4,537	3,642	-19.73	75,389	2,293	-96.96
PANAMA	392	0	-100.00	10,849	0	-100.00
CHILE	0	1,067	-	0	82,189	-
ARGENTINA	460	1,110	141.30	5,506	23,406	325.10
BRAZIL	5,740	3,817	-33.50	98,922	41,504	-58.04
COLOMBIA	6,033	3,312	-45.10	148,682	188,665	26.89
ECUADOR	1,782	1,193	-33.05	137,203	93,811	-31.63

TABEL 5. PERKEMBANGAN EKSPOR INDONESIA MENURUT KOMODITI DAN NEGARA TUJUAN

JENIS BARANG	BERAT BERSIH (KG)		PERUB %	NILAI FOB (US \$)		PERUB %
	JAN-MEI 2008	JAN-MEI 2009		JAN-MEI 2008	JAN-MEI 2009	
(1)	(2)	(3)	(4)	(5)	(6)	(7)
PUERTO RICO	0	7,340	-	0	8,000	-
DOMINICAN REPUBLIC	1,701	160	-90.59	35,651	17,543	-50.79
COSTA RICA	491	116	-76.37	21,478	5,891	-72.57
ANTIGUA AND BARBUDA	0	840	-	0	1,069	-
UNITED KINGDOM	97,148	57,720	-40.59	2,719,781	850,946	-68.71
NETHERLANDS	7,034	5,441	-22.65	549,233	332,321	-39.49
FRANCE	13,131	792	-93.97	861,345	183,574	-78.69
GERMANY, FED. REP. OF	27,545	45,982	66.93	1,793,092	2,584,247	44.12
AUSTRIA	0	2,653	-	0	17,021	-
BELGIUM	170	105	-38.24	5,157	5,373	4.19
SWITZERLAND	157	4,510	2,772.61	20,817	5,531	-73.43
DENMARK	905	1,750	93.37	154,127	299,025	94.01
NORWAY	5,177	6,249	20.71	918,642	1,314,406	43.08
SWEDEN	0	258	-	0	7,286	-
FINLAND	0	36	-	0	10,718	-
ITALY	760	14,487	1,806.18	15,894	123,383	676.29
SPAIN	3,272	1,220	-62.71	196,739	47,809	-75.70
PORTUGAL	0	29	-	0	65	-
GREECE	57	0	-100.00	868	0	-100.00
HUNGARY	0	39	-	0	183	-
ROMANIA	57	0	-100.00	20	0	-100.00
BULGARIA	317	0	-100.00	12,292	0	-100.00
YUGOSLAVIA	26	0	-100.00	9,515	0	-100.00
SLOVAKIA	211	322	52.61	3,740	6,621	77.03
SLOVENIA	274	310	13.14	4,370	4,228	-3.25
CZECH REPUBLIC	287	346	20.56	13,987	11,856	-15.24
RUSSIA FEDERATION	0	202	-	0	27,839	-
-ALAT UKUR	376,693	370,968	-1.52	6,224,375	12,259,621	96.96
JAPAN	574	604	5.23	187,041	52,898	-71.72
HONG KONG	1	3,201	320,000.00	54	38,087	70,431.48
KOREA, REPUBLIC OF	2	0	-100.00	6	0	-100.00
TAIWAN	1,241	215	-82.68	2,994	8,300	177.22
CHINA	1,070	1,829	70.93	31,258	2,023	-93.53
THAILAND	694	1,070	54.18	51,111	990,982	1,838.88
SINGAPORE	99,257	207,804	109.36	1,372,821	6,416,889	367.42
MALAYSIA	70,054	93,351	33.26	559,924	233,294	-58.33
BRUNEI DARUSSALAM	81,798	9,698	-88.14	1,482,012	102,279	-93.10
VIET NAM	4,251	3,712	-12.68	208,582	265,194	27.14
INDIA	64,833	1,578	-97.57	760,067	266,098	-64.99
PAKISTAN	190	0	-100.00	18,100	0	-100.00
IRAN (ISLAMIC REPUBLIC OF)	8	0	-100.00	1,200	0	-100.00
SAUDI ARABIA	816	0	-100.00	157,972	0	-100.00
KUWAIT	3,626	567	-84.36	31,921	41,559	30.19
YEMEN	3,045	0	-100.00	27,750	0	-100.00
OMAN	90	0	-100.00	7,454	0	-100.00
SYRIA ARAB REPUBLIC	176	0	-100.00	28,430	0	-100.00
UNITED ARAB EMIRATES	3,312	5,948	79.59	69,624	496,961	613.78
QATAR	44	175	297.73	3,260	866	-73.44
EGYPT	0	684	-	0	12,190	-
LIBYAN ARAB JAMAHIRIYA	0	100	-	0	2,130	-
SUDAN	1,420	0	-100.00	80,299	0	-100.00
KENYA	59	45	-23.73	2,068	1,300	-37.14
CONGO	0	1,800	-	0	346,876	-
SOUTH AFRICA	0	29	-	0	850	-
AUSTRALIA	17,428	1,318	-92.44	478,941	41,657	-91.30
NEW ZEALAND	305	0	-100.00	21,201	0	-100.00
UNITED STATES	5,004	11,536	130.54	313,024	761,843	143.38
CANADA	24	214	791.67	20,353	205,392	909.15
VENEZUELA	7	0	-100.00	140	0	-100.00
UNITED KINGDOM	3,838	1,543	-59.80	138,716	311,410	124.49
NETHERLANDS	56	95	69.64	500	3,000	500.00
FRANCE	250	7,135	2,754.00	16,311	344,526	2,012.23
GERMANY, FED. REP. OF	4,028	7,086	75.92	39,035	203,002	420.05
AUSTRIA	0	257	-	0	1,216	-
BELGIUM	284	4,789	1,586.27	11,340	35,955	217.06
SWITZERLAND	8,908	710	-92.03	100,866	37,087	-63.23
DENMARK	0	48	-	0	51,765	-
SWEDEN	0	870	-	0	1,060	-
ITALY	0	1,240	-	0	449,908	-
KAZAKHSTAN	0	1,717	-	0	533,024	-
-LONCENG, ARLOJI DAN BAGIA	3,535,901	2,705,236	-23.49	67,545,890	49,711,766	-26.40
JAPAN	106,538	83,385	-21.73	2,120,491	2,029,577	-4.29
HONG KONG	220,364	111,277	-49.50	3,530,812	2,160,428	-38.81
KOREA, REPUBLIC OF	27,124	4,843	-82.14	171,555	89,491	-47.84
TAIWAN	396,360	233,351	-41.13	1,738,131	1,231,456	-29.15
CHINA	38,407	21,340	-44.44	344,700	637,492	84.94

TABEL 5. PERKEMBANGAN EKSPOR INDONESIA MENURUT KOMODITI DAN NEGARA TUJUAN

JENIS BARANG	BERAT BERSIH (KG)		PERUB	NILAI FOB (US \$)		PERUB
	JAN-MEI 2008	JAN-MEI 2009	%	JAN-MEI 2008	JAN-MEI 2009	%
(1)	(2)	(3)	(4)	(5)	(6)	(7)
MACAU	5,709	8,237	44.28	58,872	161,196	173.81
PAPUA NEW GUINEA	1,358	2,736	101.47	18,620	13,369	-28.20
THAILAND	74,704	65,625	-12.15	1,678,412	1,496,676	-10.83
SINGAPORE	299,236	324,484	8.44	7,284,788	6,395,244	-12.21
PHILIPPINES	97,071	194,941	100.82	2,908,150	3,021,139	3.89
MALAYSIA	89,738	66,035	-26.41	1,864,931	1,877,003	0.65
MYANMAR (FORM. BURMA)	1	985	98,400.00	1	4,458	445,700.00
CAMBODIA	0	1,049	-	0	17,260	-
BRUNEI DARUSSALAM	0	65,541	-	0	86,867	-
NEPAL	0	102	-	0	640	-
VIET NAM	166,780	212,688	27.53	2,795,615	2,414,809	-13.62
MALDIVES	9,537	7,126	-25.28	62,520	80,000	27.96
INDIA	506,284	216,529	-57.23	4,292,473	1,858,008	-56.71
PAKISTAN	735	1,292	75.78	9,249	19,247	108.10
BANGLADESH	0	9,758	-	0	42,446	-
SRI LANKA	11,234	5,596	-50.19	37,644	20,610	-45.25
IRAN (ISLAMIC REPUBLIC OF)	0	250	-	0	19,494	-
SAUDI ARABIA	2,244	217	-90.33	40,651	4,361	-89.27
ISRAEL	4	2	-50.00	625	14	-97.76
KUWAIT	0	935	-	0	2,067	-
JORDAN	0	3,600	-	0	119,060	-
LEBANON	1,621	2,174	34.11	25,537	42,208	65.28
YEMEN	282	0	-100.00	335	0	-100.00
OMAN	4,917	0	-100.00	71,159	0	-100.00
TURKEY	1	202	20,100.00	13	3,888	29,807.69
UNITED ARAB EMIRATES	3,307	2,980	-9.89	60,484	74,977	23.96
QATAR	244	1,273	421.72	918	70,644	7,595.42
BAHRAIN	15,030	12,096	-19.52	37,179	188,160	406.09
EGYPT	59	0	-100.00	3,560	0	-100.00
MOROCCO	74,273	63,594	-14.38	714,704	791,914	10.80
TUNISIA	219	0	-100.00	5,484	0	-100.00
ALGERIA	0	77	-	0	665	-
SUDAN	6,176	0	-100.00	85,832	0	-100.00
ETHIOPIA	0	1	-	0	36	-
KENYA	0	56	-	0	569	-
MOZAMBIQUE	15,023	2,813	-81.28	132,658	34,877	-73.71
BOTSWANA	0	12	-	0	53	-
ANGOLA	32,880	0	-100.00	234,060	0	-100.00
CONGO	28	0	-100.00	92	0	-100.00
CAMEROON	43,500	119,381	174.44	417,898	1,565,541	274.62
NIGERIA	3,741	400	-89.31	33,104	3,400	-89.73
GABON	1,370	2,900	111.68	14,330	33,755	135.55
COTE D'IVOIRE	101,705	78,672	-22.65	946,930	1,027,560	8.51
SENEGAL	48,561	64,435	32.69	353,563	619,398	75.19
BENIN	0	10	-	0	169	-
SOUTH AFRICA	25,505	42,692	67.39	237,089	400,316	68.85
ZAMBIA	653	11	-98.32	11,725	53	-99.55
AUSTRALIA	71,104	53,656	-24.54	1,254,114	1,245,178	-0.71
NEW ZEALAND	5,901	1,913	-67.58	149,494	43,706	-70.76
FIJI	3,190	3,189	-0.03	28,694	24,508	-14.59
KIRIBATI	0	10	-	0	421	-
EAST TIMOR	1,677	2,281	36.02	1,188	11,267	848.40
UNITED STATES	145,656	218,265	49.85	3,492,560	7,504,634	114.87
CANADA	2,332	2,091	-10.33	115,179	283,390	146.04
MEXICO	8,036	181	-97.75	145,016	268	-99.82
HONDURAS	5	0	-100.00	2,594	0	-100.00
CUBA	656	0	-100.00	38,357	0	-100.00
CHILE	12,434	26,667	114.47	203,182	386,328	90.14
VENEZUELA	7	5	-28.57	31	101	225.81
ARGENTINA	1,950	1,539	-21.08	44,625	17,217	-61.42
BRAZIL	7,748	3,362	-56.61	853,721	361,443	-57.66
COLOMBIA	392	4	-98.98	10,169	31	-99.70
BOLIVIA	100	2,469	2,369.00	412	69,289	16,717.72
URUGUAY	2	0	-100.00	10	0	-100.00
UNITED KINGDOM	23,242	87,269	275.48	713,366	3,699,100	418.54
NETHERLANDS	937	1,947	107.79	82,679	81,028	-2.00
FRANCE	672,945	167,967	-75.04	22,110,903	3,611,322	-83.67
GERMANY, FED. REP. OF	55,229	47,855	-13.35	2,532,903	1,180,694	-53.39
AUSTRIA	267	897	235.96	14,475	39,907	175.70
BELGIUM	0	195	-	0	16,968	-
SWITZERLAND	5,867	90	-98.47	46,257	4,748	-89.74
DENMARK	83	106	27.71	4,417	5,719	29.48
NORWAY	303	0	-100.00	3,067	0	-100.00
SWEDEN	1,936	181	-90.65	66,577	58,185	-12.60
FINLAND	0	43	-	0	5,000	-
IRELAND	5,962	2,768	-53.57	674,686	1,091,477	61.78
ITALY	777	310	-60.10	7,892	13,147	66.59
SPAIN	3,972	2,469	-37.84	119,728	44,556	-62.79

TABEL 5. PERKEMBANGAN EKSPOR INDONESIA MENURUT KOMODITI DAN NEGARA TUJUAN

JENIS BARANG	BERAT BERSIH (KG)		PERUB	NILAI FOB (US \$)		PERUB
	JAN-MEI 2008	JAN-MEI 2009	%	JAN-MEI 2008	JAN-MEI 2009	%
(1)	(2)	(3)	(4)	(5)	(6)	(7)
PORTUGAL	59,884	27,554	-53.99	1,975,504	799,707	-59.52
GREECE	146	460	215.07	784	20,711	2,541.71
HUNGARY	2,795	1,813	-35.13	250,279	144,922	-42.10
POLAND	18	10	-44.44	502	2,000	298.41
ROMANIA	234	235	0.43	6,846	6,747	-1.45
MOLDOVA, REPUBLIC OF	1,520	47	-96.91	26,310	1,793	-93.19
LATVIA	0	4	-	0	128	-
ESTONIA	1	0	-100.00	6	0	-100.00
GEORGIA	1	0	-100.00	14	0	-100.00
SLOVAKIA	608	0	-100.00	87,715	0	-100.00
CZECH REPUBLIC	5,460	11,661	113.57	136,690	275,335	101.43
RUSSIA FEDERATION	1	20	1,900.00	50	196	292.00
-COKLAT OLAHAN	59,631,257	38,146,468	-36.03	163,214,804	124,388,615	-23.79
JAPAN	358,987	358,812	-0.05	1,318,250	1,588,587	20.51
HONG KONG	75,888	125,094	64.84	240,211	512,792	113.48
KOREA, DEMOCRATIC PEOPLE'S	0	2,048	-	0	4,750	-
KOREA, REPUBLIC OF	314,074	271,038	-13.70	704,858	515,540	-26.86
TAIWAN	72,163	107,711	49.26	146,050	238,129	63.05
CHINA	2,281,245	1,187,990	-47.92	1,685,937	1,501,236	-10.96
MONGOLIA	13,999	14,000	0.01	18,650	30,800	65.15
PAPUA NEW GUINEA	4,000	0	-100.00	6,360	0	-100.00
THAILAND	1,067,711	1,230,600	15.26	2,128,393	2,774,695	30.37
SINGAPORE	600,489	368,352	-38.66	1,062,036	871,370	-17.95
PHILIPPINES	3,492,237	3,516,688	0.70	3,212,132	4,388,490	36.62
MALAYSIA	3,993,566	1,689,154	-57.70	4,369,065	2,627,050	-39.87
MYANMAR (FORM. BURMA)	5,000	1,475	-70.50	6,390	3,631	-43.18
BRUNEI DARUSSALAM	66,431	86,150	29.68	207,143	157,623	-23.91
VIET NAM	132,255	67,233	-49.16	121,490	105,587	-13.09
MALDIVES	14,023	84,426	502.05	41,722	176,839	323.85
INDIA	598,705	534,978	-10.64	810,813	884,366	9.07
PAKISTAN	294,543	237,921	-19.22	286,443	312,890	9.23
BANGLADESH	42,111	23,380	-44.48	109,901	72,198	-34.31
SRI LANKA	112,000	30,000	-73.21	86,574	37,760	-56.38
IRAN (ISLAMIC REPUBLIC OF)	338,999	17,000	-94.99	286,525	16,915	-94.10
SAUDI ARABIA	86,206	76,871	-10.83	157,864	192,120	21.70
ISRAEL	0	10,592	-	0	30,400	-
KUWAIT	99,362	138,396	39.28	233,224	346,327	48.50
JORDAN	3,799	0	-100.00	12,435	0	-100.00
LEBANON	0	985	-	0	2,857	-
YEMEN	109,703	226,084	106.09	202,769	379,832	87.32
OMAN	25,045	17,274	-31.03	50,640	41,145	-18.75
SYRIA ARAB REPUBLIC	0	72,999	-	0	140,854	-
TURKEY	242,999	228,000	-6.17	211,260	265,100	25.49
UNITED ARAB EMIRATES	1,411,177	1,471,629	4.28	5,751,634	7,054,699	22.66
QATAR	266	266	0.00	1,280	1,190	-7.03
BAHRAIN	56,856	108,087	90.11	143,330	293,445	104.73
EGYPT	224,599	209,800	-6.59	725,003	1,050,965	44.96
ALGERIA	0	39,668	-	0	53,833	-
SUDAN	140	172	22.86	640	750	17.19
NAMIBIA	3,823	0	-100.00	8,405	0	-100.00
MADAGASCAR	0	3,039	-	0	4,626	-
KENYA	145,064	155,876	7.45	207,394	498,250	140.24
GHANA	45,630	0	-100.00	70,980	0	-100.00
GUINEA	24,367	0	-100.00	58,800	0	-100.00
ANGOLA	43,177	12,136	-71.89	57,199	25,032	-56.24
CAMEROON	20,830	13,999	-32.79	35,198	24,780	-29.60
NIGERIA	4,693	0	-100.00	2,894	0	-100.00
SIERRA LEONE	2,459	17,000	591.34	7,700	15,160	96.88
MAURITANIA	15,210	15,300	0.59	24,083	32,640	35.53
MALI	13,156	13,812	4.99	35,115	27,215	-22.50
BENIN	2,250	0	-100.00	1,665	0	-100.00
UGANDA	0	579	-	0	1,463	-
SOUTH AFRICA	704,748	941,504	33.59	868,389	1,836,031	111.43
MAURITIUS	124,653	152,143	22.05	271,823	344,218	26.63
AUSTRALIA	3,720,918	2,109,074	-43.32	15,949,732	10,138,420	-36.44
NEW ZEALAND	524,997	289,370	-44.88	1,444,910	1,119,720	-22.51
VANUATU	448	0	-100.00	678	0	-100.00
AMERICAN SAMOA	9,954	0	-100.00	11,777	0	-100.00
FIJI	42,111	19,108	-54.62	90,421	47,579	-47.38
KIRIBATI	43	100	132.56	94	325	245.74
SAMOA	7,265	100	-98.62	14,824	350	-97.64
SOLOMON ISLANDS	6,595	4,552	-30.98	13,894	9,660	-30.47
TONGA	12,376	77,389	525.32	24,101	72,003	198.76
EAST TIMOR	13,385	72,913	444.74	24,510	106,982	336.48
UNITED STATES	11,888,784	6,323,011	-46.82	54,881,921	36,347,250	-33.77
MEXICO	677,000	145,000	-78.58	600,899	210,750	-64.93
CHILE	325,000	70,000	-78.46	251,500	115,150	-54.21

TABEL 5. PERKEMBANGAN EKSPOR INDONESIA MENURUT KOMODITI DAN NEGARA TUJUAN

JENIS BARANG	BERAT BERSIH (KG)		PERUB	NILAI FOB (US \$)		PERUB
	JAN-MEI 2008	JAN-MEI 2009	%	JAN-MEI 2008	JAN-MEI 2009	%
(1)	(2)	(3)	(4)	(5)	(6)	(7)
ARGENTINA	157,123	125,999	-19.81	126,648	169,400	33.76
BRAZIL	1,510,542	1,230,375	-18.55	862,117	1,194,195	38.52
COLOMBIA	780,000	0	-100.00	381,400	0	-100.00
URUGUAY	192,000	45,000	-76.56	121,020	55,688	-53.98
ECUADOR	140,000	0	-100.00	76,500	0	-100.00
COSTA RICA	20,000	0	-100.00	9,000	0	-100.00
UNITED KINGDOM	109,397	441,200	303.30	72,327	898,954	1,142.90
NETHERLANDS	3,420,360	2,364,385	-30.87	15,552,591	10,732,375	-30.99
FRANCE	5,630,812	4,997,736	-11.24	30,254,097	24,972,109	-17.46
GERMANY, FED. REP. OF	1,158,656	735,007	-36.56	3,220,610	2,197,357	-31.77
BELGIUM	1,400,600	250	-99.98	3,922,466	16,400	-99.58
SWITZERLAND	23,629	470	-98.01	212,893	34,065	-84.00
ITALY	720	140,807	19,456.53	2,736	935,516	34,092.84
SPAIN	8,107,549	3,495,520	-56.89	4,234,574	2,603,475	-38.52
PORTUGAL	1,866	0	-100.00	3,900	0	-100.00
GREECE	52,265	0	-100.00	38,265	0	-100.00
DEMOCRATIC REPUBLIC OF THE	0	17,000	-	0	21,080	-
HUNGARY	44,500	47,100	5.84	30,560	44,370	45.19
BULGARIA	0	68,000	-	0	47,600	-
ARMENIA	0	3,152	-	0	6,776	-
KAZAKHSTAN	0	16,600	-	0	14,940	-
UKRAINE	33,500	49,800	48.66	21,726	44,320	104.00
UZBEKISTAN	25,000	0	-100.00	21,250	0	-100.00
LITHUANIA	225,000	0	-100.00	194,000	0	-100.00
ESTONIA	1,236,000	777,789	-37.07	2,537,738	900,673	-64.51
GEORGIA	1,876	0	-100.00	3,000	0	-100.00
CROATIA	67,499	0	-100.00	57,170	0	-100.00
RUSSIA FEDERATION	774,849	599,400	-22.64	1,960,288	1,846,953	-5.78
-GULA TETES	286,212,698	31,234,223	-89.09	17,584,270	3,085,412	-82.45
JAPAN	7,048,157	12,871	-99.82	422,889	761	-99.82
HONG KONG	129,600	0	-100.00	68,580	0	-100.00
KOREA, REPUBLIC OF	36,158,066	19,703,581	-45.51	2,155,482	1,991,840	-7.59
TAIWAN	96,760,033	11,400,000	-88.22	5,438,469	1,014,600	-81.34
PAPUA NEW GUINEA	9,989	0	-100.00	18,486	0	-100.00
SINGAPORE	9,328	45,193	384.49	39,311	21,149	-46.20
MALAYSIA	36,964	42,353	14.58	33,531	13,755	-58.98
VIET NAM	109,839,915	0	-100.00	6,873,248	0	-100.00
UNITED ARAB EMIRATES	10	0	-100.00	13	0	-100.00
KENYA	0	4,488	-	0	29,298	-
AUSTRALIA	0	2,055	-	0	11,969	-
NEW ZEALAND	0	22,657	-	0	510	-
VANUATU	3,618	1,025	-71.67	4,565	1,530	-66.48
UNITED STATES	428	0	-100.00	1,155	0	-100.00
SPAIN	36,216,590	0	-100.00	2,528,541	0	-100.00
-KERUPUK UDANG	3,409,358	3,055,734	-10.37	5,563,700	5,146,134	-7.51
JAPAN	94,636	41,915	-55.71	160,551	95,410	-40.57
HONG KONG	72,184	45,398	-37.11	135,686	88,525	-34.76
KOREA, REPUBLIC OF	391,634	317,787	-18.86	581,391	469,072	-19.32
TAIWAN	7,309	9,011	23.29	7,317	9,068	23.93
CHINA	2,400	0	-100.00	2,880	0	-100.00
SINGAPORE	87,600	68,552	-21.74	140,756	102,007	-27.53
MALAYSIA	155,602	82,126	-47.22	87,740	127,915	45.79
BRUNEI DARUSSALAM	70	0	-100.00	53	0	-100.00
INDIA	0	10,000	-	0	5,000	-
SAUDI ARABIA	109,760	106,278	-3.17	117,490	112,575	-4.18
UNITED ARAB EMIRATES	22,725	16,315	-28.21	27,944	18,965	-32.13
AUSTRALIA	57,461	26,996	-53.02	97,466	48,455	-50.29
NEW ZEALAND	572	303	-47.03	2,158	1,413	-34.52
UNITED STATES	103,496	168,041	62.36	188,857	381,506	102.01
CANADA	4,000	15,247	281.18	7,720	28,019	262.94
UNITED KINGDOM	398,563	322,307	-19.13	537,996	460,341	-14.43
NETHERLANDS	1,688,685	1,583,197	-6.25	3,014,543	2,751,538	-8.72
FRANCE	157,811	179,788	13.93	387,615	351,249	-9.38
BELGIUM	42,250	40,802	-3.43	44,947	52,876	17.64
SWEDEN	0	229	-	0	530	-
SPAIN	12,600	8,819	-30.01	20,590	18,179	-11.71
BULGARIA	0	12,623	-	0	23,491	-
-BUAH/SAYURAN OLAHAN	209,016,660	165,146,723	-20.99	164,813,217	113,205,567	-31.31
JAPAN	6,984,244	6,736,378	-3.55	6,985,249	6,426,741	-8.00
HONG KONG	484,124	430,810	-11.01	669,213	501,044	-25.13
KOREA, REPUBLIC OF	3,266,204	3,154,846	-3.41	3,537,144	1,603,559	-54.67
TAIWAN	3,262,866	2,155,241	-33.95	1,927,718	1,169,423	-39.34
CHINA	2,328,331	11,547,983	395.98	800,696	2,161,667	169.97
THAILAND	113,964	6,108	-94.64	197,891	23,373	-88.19
SINGAPORE	24,511,034	23,659,797	-3.47	21,243,557	21,758,419	2.42

TABEL 5. PERKEMBANGAN EKSPOR INDONESIA MENURUT KOMODITI DAN NEGARA TUJUAN

JENIS BARANG	BERAT BERSIH (KG)		PERUB	NILAI FOB (US \$)		PERUB
	JAN-MEI 2008	JAN-MEI 2009	%	JAN-MEI 2008	JAN-MEI 2009	%
(1)	(2)	(3)	(4)	(5)	(6)	(7)
PHILIPPINES	119,735	4,073,993	3,302.51	225,967	1,216,744	438.46
MALAYSIA	23,927,574	35,690,067	49.16	4,303,871	5,971,327	38.74
BRUNEI DARUSSALAM	120,666	93,839	-22.23	155,191	100,522	-35.23
VIET NAM	5,660,336	35,658	-99.37	5,039,883	71,224	-98.59
MALDIVES	14,442	11,704	-18.96	24,881	20,887	-16.05
INDIA	16,148,959	5,129,957	-68.23	13,257,632	4,153,237	-68.67
PAKISTAN	1,351,485	572,348	-57.65	817,965	556,089	-32.02
SRI LANKA	36,199	0	-100.00	45,348	0	-100.00
IRAN (ISLAMIC REPUBLIC OF)	234,705	69,273	-70.49	240,450	59,880	-75.10
SAUDI ARABIA	1,056,770	903,710	-14.48	1,113,793	1,077,714	-3.24
ISRAEL	887,663	574,221	-35.31	971,178	546,596	-43.72
KUWAIT	23,150	164,422	610.25	30,327	223,798	637.95
JORDAN	222,026	475,583	114.20	478,256	776,967	62.46
LEBANON	169,548	208,391	22.91	721,187	824,362	14.31
YEMEN	21,499	28,840	34.15	22,870	31,076	35.88
OMAN	0	16,650	-	0	22,365	-
SYRIA ARAB REPUBLIC	145,576	243,977	67.59	763,243	636,476	-16.61
TURKEY	351,120	489,999	39.55	386,403	489,257	26.62
UNITED ARAB EMIRATES	1,140,542	1,341,084	17.58	1,427,914	1,297,638	-9.12
QATAR	668	109,330	16,266.77	793	126,581	15,862.30
BAHRAIN	48,222	178,145	269.43	66,095	177,481	168.52
CYPRUS	0	25,000	-	0	15,000	-
EGYPT	356,900	333,919	-6.44	245,168	285,157	16.31
LIBYAN ARAB JAMAHIRIYA	35,640	161,507	353.16	17,742	200,987	1,032.83
MOROCCO	0	295,500	-	0	256,615	-
TUNISIA	26,000	26,000	0.00	5,000	5,000	0.00
ALGERIA	50,000	100,000	100.00	71,250	60,000	-15.79
SUDAN	37,006	0	-100.00	45,809	0	-100.00
MADAGASCAR	0	13	-	0	21	-
ANGOLA	12,500	78,000	524.00	13,125	56,670	331.77
NIGERIA	12,500	49,000	292.00	13,750	76,450	456.00
UGANDA	264	694	162.88	770	1,670	116.88
SOUTH AFRICA	1,603,198	837,774	-47.74	1,444,667	705,232	-51.18
MAURITIUS	50,000	41,391	-17.22	58,750	36,056	-38.63
AUSTRALIA	849,296	925,349	8.95	1,373,975	1,119,421	-18.53
NEW ZEALAND	93,483	131,629	40.81	116,387	139,197	19.60
MICRONESIA, FEDERATED STAT	80	0	-100.00	131	0	-100.00
NEW CALEDONIA	15,000	0	-100.00	18,000	0	-100.00
VANUATU	1,933	0	-100.00	2,244	0	-100.00
AMERICAN SAMOA	1,015	0	-100.00	3,016	0	-100.00
FIJI	2,089	841	-59.74	3,221	1,208	-62.50
KIRIBATI	817	0	-100.00	1,760	0	-100.00
SAMOA	2,271	818	-63.98	5,206	1,880	-63.89
SOLOMON ISLANDS	38,406	0	-100.00	40,715	0	-100.00
TONGA	641	1,454	126.83	1,248	2,170	73.88
EAST TIMOR	57,024	21,308	-62.63	32,481	12,232	-62.34
UNITED STATES	34,593,578	26,165,023	-24.36	35,924,317	26,675,780	-25.74
CANADA	169,218	311,773	84.24	558,634	352,068	-36.98
MEXICO	434,801	187,701	-56.83	301,915	99,122	-67.17
PANAMA	33,671	0	-100.00	36,883	0	-100.00
SURINAME	0	1,993	-	0	2,154	-
CHILE	1,713,865	814,267	-52.49	1,250,331	605,620	-51.56
ARGENTINA	8,000,204	1,876,338	-76.55	5,634,209	1,429,650	-74.63
BRAZIL	230,100	585,359	154.39	239,235	462,850	93.47
BOLIVIA	0	12,500	-	0	10,625	-
URUGUAY	155,787	416,500	167.35	135,704	323,461	138.36
PARAGUAY	100,000	313,000	213.00	114,375	232,970	103.69
PERU	214,448	170,789	-20.36	152,150	95,075	-37.51
JAMAICA	72,500	0	-100.00	75,000	0	-100.00
PUERTO RICO	149,328	163,248	9.32	137,406	168,535	22.65
DOMINICAN REPUBLIC	0	12,500	-	0	10,000	-
COSTA RICA	92,540	26,000	-71.90	96,696	21,450	-77.82
CAPE VERDE	0	50,000	-	0	45,908	-
MARTINIQUE	0	58,298	-	0	88,207	-
GUADELOUPE	0	12,500	-	0	7,250	-
UNITED KINGDOM	2,694,803	1,245,178	-53.79	1,887,310	1,338,357	-29.09
NETHERLANDS	11,574,914	4,061,329	-64.91	6,285,979	3,284,858	-47.74
FRANCE	2,368,723	2,508,477	5.90	2,047,230	2,152,634	5.15
GERMANY, FED. REP. OF	16,943,453	7,944,263	-53.11	9,736,526	5,889,550	-39.51
AUSTRIA	2,320,898	707,718	-69.51	1,701,832	523,561	-69.24
BELGIUM	3,205,588	945,371	-70.51	2,963,548	1,248,183	-57.88
SWITZERLAND	24,249	142,296	486.81	11,598	404,232	3,385.36
DENMARK	431,621	238,975	-44.63	389,339	282,574	-27.42
NORWAY	451,716	412,322	-8.72	586,798	546,498	-6.87
SWEDEN	675,106	273,037	-59.56	498,926	229,050	-54.09
FINLAND	2,997,253	1,036,241	-65.43	2,405,088	997,742	-58.52
IRELAND	12,500	0	-100.00	11,875	0	-100.00
ITALY	3,470,651	1,778,621	-48.75	2,927,037	1,507,820	-48.49

TABEL 5. PERKEMBANGAN EKSPOR INDONESIA MENURUT KOMODITI DAN NEGARA TUJUAN

JENIS BARANG	BERAT BERSIH (KG)		PERUB	NILAI FOB (US \$)		PERUB
	JAN-MEI 2008	JAN-MEI 2009	%	JAN-MEI 2008	JAN-MEI 2009	%
(1)	(2)	(3)	(4)	(5)	(6)	(7)
SPAIN	14,456,307	8,937,066	-38.18	15,072,753	7,315,877	-51.46
PORTUGAL	354,680	90,750	-74.41	488,649	84,335	-82.74
GREECE	953,094	376,606	-60.49	724,733	322,343	-55.52
HUNGARY	0	172,968	-	0	141,280	-
POLAND	453,867	394,711	-13.03	475,944	321,681	-32.41
ROMANIA	571,883	229,164	-59.93	399,469	165,322	-58.61
BULGARIA	0	113,000	-	0	91,280	-
YUGOSLAVIA	130,046	0	-100.00	79,250	0	-100.00
ALBANIA	0	25,500	-	0	14,063	-
BELARUS	92,040	0	-100.00	68,640	0	-100.00
KAZAKHSTAN	25,000	0	-100.00	28,000	0	-100.00
UKRAINE	1,003,521	271,999	-72.90	783,825	209,766	-73.24
LITHUANIA	68,155	32,950	-51.65	70,232	14,500	-79.35
LATVIA	0	78,000	-	0	15,000	-
ESTONIA	128,720	34,872	-72.91	46,305	9,980	-78.45
GEORGIA	126,000	0	-100.00	78,750	0	-100.00
CROATIA	21,455	38,500	79.45	22,934	16,193	-29.39
BOSNIA AND HERZEGOVINA	22,500	0	-100.00	24,750	0	-100.00
SLOVENIA	162,144	12,500	-92.29	108,160	10,000	-90.75
CZECH REPUBLIC	24,494	24,475	-0.08	35,884	24,965	-30.43
RUSSIA FEDERATION	1,413,524	709,494	-49.81	1,225,868	413,785	-66.25
-MINUMAN OLAHAN	37,037,787	42,643,268	15.13	26,412,363	25,561,479	-3.22
JAPAN	8,103,097	9,081,000	12.07	3,807,167	4,862,909	27.73
HONG KONG	1,370,163	2,331,514	70.16	1,433,792	2,271,494	58.43
KOREA, REPUBLIC OF	25,545	28,752	12.55	39,212	63,640	62.30
TAIWAN	914,387	562,346	-38.50	727,335	502,258	-30.95
CHINA	56,117	13,208	-76.46	44,689	65,229	45.96
MONGOLIA	15,866	0	-100.00	9,342	0	-100.00
PAPUA NEW GUINEA	209,697	478,132	128.01	2,259,098	194,642	-91.38
THAILAND	1,434,520	576,987	-59.78	940,368	374,358	-60.19
SINGAPORE	11,175,504	7,975,718	-28.63	5,095,544	3,708,923	-27.21
PHILIPPINES	1,064,569	1,466,067	37.71	681,551	932,626	36.84
MALAYSIA	2,259,398	2,054,481	-9.07	3,983,633	2,459,434	-38.26
CAMBODIA	194,872	84,872	-56.45	263,795	62,286	-76.39
BRUNEI DARUSSALAM	787,776	968,811	22.98	686,678	530,307	-22.77
VIET NAM	1,038,609	1,236,600	19.06	1,746,622	1,751,311	0.27
MALDIVES	151,767	54,612	-64.02	131,972	53,394	-59.54
INDIA	0	177,628	-	0	98,121	-
PAKISTAN	0	24,098	-	0	8,577	-
BANGLADESH	6,570	0	-100.00	3,589	0	-100.00
SRI LANKA	37,600	0	-100.00	32,953	0	-100.00
SAUDI ARABIA	256,817	150,813	-41.28	75,654	43,852	-42.04
JORDAN	22,162	9,302	-58.03	58,567	10,637	-81.84
YEMEN	14,780	0	-100.00	3,695	0	-100.00
OMAN	91,378	0	-100.00	59,813	0	-100.00
UNITED ARAB EMIRATES	2,133,437	5,405,777	153.38	1,767,850	3,958,536	123.92
QATAR	28,208	18,266	-35.25	136,253	6,528	-95.21
EGYPT	117,085	12,855	-89.02	53,577	7,110	-86.73
LIBYAN ARAB JAMAHIRIYA	16,735	20,763	24.07	90,448	74,258	-17.90
TANZANIA, UNITED REPUBLIC O	0	12,000	-	0	1,570	-
MADAGASCAR	0	453	-	0	120	-
KENYA	0	14,243	-	0	4,550	-
TOGO	35,864	0	-100.00	27,000	0	-100.00
GUINEA	0	18,152	-	0	4,580	-
SIERRA LEONE	17,664	0	-100.00	13,800	0	-100.00
COTE D'IVOIRE	5,570	0	-100.00	3,220	0	-100.00
BENIN	62,907	17,675	-71.90	47,330	14,145	-70.11
GAMBIA	1,796	909	-49.39	3,403	2,184	-35.82
UGANDA	68	0	-100.00	215	0	-100.00
SOUTH AFRICA	35,866	0	-100.00	27,004	0	-100.00
MAURITIUS	110	21,536	19,478.18	709	20,969	2,857.55
AUSTRALIA	776,636	1,988,067	155.98	921,490	1,084,660	17.71
NEW ZEALAND	2,468	1,733	-29.78	7,071	6,588	-6.83
GUAM	9,568	0	-100.00	10,800	0	-100.00
NORTHERN MARIANA ISLANDS	0	1,546	-	0	4,233	-
VANUATU	95,230	781	-99.18	19,083	670	-96.49
AMERICAN SAMOA	50,002	67,088	34.17	17,243	41,596	141.23
FIJI	357	6,282	1,659.66	500	2,814	462.80
MARSHALL ISLANDS	17,957	0	-100.00	2,085	0	-100.00
SAMOA	3,041	0	-100.00	4,235	0	-100.00
SOLOMON ISLANDS	185,922	190,414	2.42	36,820	68,667	86.49
TONGA	82,118	13,291	-83.81	53,609	11,983	-77.65
EAST TIMOR	3,685,487	7,330,216	98.89	621,395	1,952,595	214.23
UNITED STATES	74,802	64,777	-13.40	26,006	31,803	22.29
CANADA	3,065	506	-83.49	9,695	600	-93.81
SURINAME	0	63	-	0	300	-
UNITED KINGDOM	9,564	0	-100.00	10,020	0	-100.00

TABEL 5. PERKEMBANGAN EKSPOR INDONESIA MENURUT KOMODITI DAN NEGARA TUJUAN

JENIS BARANG	BERAT BERSIH (KG)		PERUB %	NILAI FOB (US \$)		PERUB %
	JAN-MEI 2008	JAN-MEI 2009		JAN-MEI 2008	JAN-MEI 2009	
(1)	(2)	(3)	(4)	(5)	(6)	(7)
NETHERLANDS	182,421	152,748	-16.27	348,151	254,340	-26.95
GERMANY, FED. REP. OF	1,116	180	-83.87	34,754	419	-98.79
AUSTRIA	0	1,226	-	0	2,066	-
NORWAY	11,520	0	-100.00	11,952	0	-100.00
SWEDEN	579	0	-100.00	92	0	-100.00
IRELAND	175	55	-68.57	91	40	-56.04
PORTUGAL	159,255	0	-100.00	21,393	0	-100.00
MONTSEERRAT	0	6,725	-	0	9,557	-
-ROKOK DAN TEMBAKAU OLAH	35,773,061	31,864,633	-10.93	175,654,651	195,968,771	11.56
JAPAN	82,008	55,469	-32.36	945,310	613,613	-35.09
HONG KONG	6,182	19,287	211.99	31,959	113,893	256.37
KOREA, REPUBLIC OF	1,628	4,670	186.86	13,421	28,013	108.73
TAIWAN	5,465	7,190	31.56	39,001	54,392	39.46
CHINA	29,348	5,850	-80.07	226,264	30,860	-86.36
MACAU	47,000	936	-98.01	211,910	12,641	-94.03
THAILAND	3,480,660	2,689,287	-22.74	14,239,860	13,705,519	-3.75
SINGAPORE	4,604,114	2,864,038	-37.79	40,674,289	28,191,014	-30.69
PHILIPPINES	343,902	432,138	25.66	2,169,751	3,581,885	65.08
MALAYSIA	4,088,155	5,039,677	23.28	29,553,577	43,447,501	47.01
CAMBODIA	11,768,812	11,849,855	0.69	47,550,180	58,726,862	23.51
BRUNEI DARUSSALAM	45,392	11,191	-75.35	416,515	85,817	-79.40
LAO PEOPLE'S DEMOCRATIC RE	31	0	-100.00	132	0	-100.00
VIET NAM	806,197	755,041	-6.35	6,053,463	6,644,967	9.77
INDIA	2,730	8,505	211.54	2,730	82,253	2,912.93
PAKISTAN	715	30	-95.80	3,386	145	-95.72
SRI LANKA	10	0	-100.00	209	0	-100.00
IRAN (ISLAMIC REPUBLIC OF)	11,034	0	-100.00	119,127	0	-100.00
SAUDI ARABIA	62,683	117,089	86.80	731,248	1,648,116	125.38
JORDAN	145	72,700	50,037.93	1,047	306,876	29,210.03
LEBANON	12,601	76,608	507.95	49,740	302,400	507.96
TURKEY	728,580	212,544	-70.83	2,927,100	928,116	-68.29
UNITED ARAB EMIRATES	340,753	121,009	-64.49	1,282,602	698,982	-45.50
QATAR	2,576	2,485	-3.53	24,277	22,240	-8.39
BAHRAIN	946	1,496	58.14	18,852	17,297	-8.25
CYPRUS	2,111	0	-100.00	38,640	0	-100.00
EGYPT	248,000	241,816	-2.49	419,300	518,764	23.72
MOROCCO	0	71,280	-	0	220,968	-
TUNISIA	19,805	0	-100.00	41,789	0	-100.00
KENYA	0	19,799	-	0	117,426	-
NIGERIA	11	99,000	899,900.00	60	569,250	948,650.00
SENEGAL	0	60,023	-	0	93,036	-
SOUTH AFRICA	325	344,935	106,033.85	3,825	1,794,200	46,807.19
MAURITIUS	0	735	-	0	10,800	-
AUSTRALIA	456,262	403,292	-11.61	1,939,441	1,311,288	-32.39
VANUATU	0	1,746	-	0	10,937	-
EAST TIMOR	99,716	170,599	71.08	1,240,669	2,178,420	75.58
UNITED STATES	2,755,773	2,199,933	-20.17	7,529,389	7,732,820	2.70
CANADA	635	1,144	80.16	11,390	21,096	85.22
MEXICO	89	0	-100.00	487	0	-100.00
NICARAGUA	18,021	25	-99.86	57,561	25	-99.96
PANAMA	7,175	0	-100.00	24,600	0	-100.00
ARGENTINA	0	617	-	0	6,008	-
BRAZIL	49,048	218,358	345.19	294,421	1,212,033	311.67
COLOMBIA	960	0	-100.00	14,573	0	-100.00
BOLIVIA	4,513	5,178	14.74	47,585	59,750	25.56
PARAGUAY	249,518	119,782	-51.99	1,414,757	1,732,284	22.44
PERU	746	0	-100.00	5,850	0	-100.00
PUERTO RICO	180,000	324,000	80.00	188,136	675,105	258.84
DOMINICAN REPUBLIC	0	102	-	0	666	-
ARUBA	143	143	0.00	605	605	0.00
NETHERLANDS ANTILLES	96	0	-100.00	403	0	-100.00
NORFOLK ISLANDS	118,800	0	-100.00	5,940	0	-100.00
UNITED KINGDOM	36,219	115,608	219.19	103,115	657,714	537.85
NETHERLANDS	237,050	184,375	-22.22	2,007,358	1,323,879	-34.05
FRANCE	322,425	618,109	91.71	264,408	2,981,850	1,027.75
GERMANY, FED. REP. OF	436,013	529,018	21.33	1,618,344	3,158,532	95.17
AUSTRIA	2,612	793	-69.64	25,090	12,900	-48.59
BELGIUM	1,682,274	953,637	-43.31	5,996,410	6,321,472	5.42
SWITZERLAND	40,693	7,196	-82.32	58,868	17,221	-70.75
DENMARK	263,561	122,598	-53.48	1,570,419	1,119,988	-28.68
NORWAY	59	0	-100.00	2,267	0	-100.00
SWEDEN	30,095	0	-100.00	131,857	0	-100.00
ITALY	731,671	53,258	-92.72	2,076,414	128,344	-93.82
SPAIN	37,712	17,683	-53.11	243,730	257,229	5.54
HUNGARY	924	38,895	4,109.42	14,924	223,296	1,396.22
POLAND	20,000	159,998	699.99	16,000	924,083	5,675.52
ROMANIA	286	60,498	21,053.15	4,680	352,564	7,433.42

TABEL 5. PERKEMBANGAN EKSPOR INDONESIA MENURUT KOMODITI DAN NEGARA TUJUAN

JENIS BARANG	BERAT BERSIH (KG)		PERUB %	NILAI FOB (US \$)		PERUB %
	JAN-MEI 2008	JAN-MEI 2009		JAN-MEI 2008	JAN-MEI 2009	
(1)	(2)	(3)	(4)	(5)	(6)	(7)
BELARUS	0	40,002	-	0	34,802	-
UKRAINE	53,552	35,340	-34.01	58,371	117,217	100.81
LITHUANIA	140,000	0	-100.00	56,000	0	-100.00
CZECH REPUBLIC	1,456	1,760	20.88	14,439	13,128	-9.08
RUSSIA FEDERATION	1,053,045	296,263	-71.87	826,586	815,669	-1.32
-DAGING TERNAK	1,924,915	1,708,846	-11.22	7,994,699	7,186,942	-10.10
JAPAN	32,436	717	-97.79	82,646	20,718	-74.93
HONG KONG	96,926	118,008	21.75	253,951	99,648	-60.76
KOREA, REPUBLIC OF	20,892	8,591	-58.88	115,024	40,250	-65.01
TAIWAN	1,000	0	-100.00	2,000	0	-100.00
CHINA	0	38,248	-	0	20,577	-
SINGAPORE	13,570	1,602	-88.19	24,934	5,242	-78.98
MALAYSIA	31,170	17,510	-43.82	21,398	16,101	-24.75
VIET NAM	0	4,800	-	0	4,800	-
AUSTRALIA	10	0	-100.00	14	0	-100.00
CANADA	21,648	20,244	-6.49	109,498	114,510	4.58
UNITED KINGDOM	0	2,521	-	0	17,042	-
NETHERLANDS	396,168	17,250	-95.65	1,708,838	70,225	-95.89
FRANCE	253,291	282,789	11.65	1,118,113	1,362,772	21.88
BELGIUM	994,752	1,174,254	18.04	4,280,899	5,310,773	24.06
SWITZERLAND	23,688	22,312	-5.81	102,081	104,284	2.16
SPAIN	31,624	0	-100.00	134,971	0	-100.00
CROATIA	7,740	0	-100.00	40,332	0	-100.00
-DAGING UNGGAS	80,000	14	-99.98	85,500	1,200	-98.60
VIET NAM	80,000	0	-100.00	85,500	0	-100.00
UNITED STATES	0	14	-	0	1,200	-
-IKAN OLAHAN	78,369,893	75,111,470	-4.16	301,742,210	308,543,040	2.25
JAPAN	12,559,293	12,750,609	1.52	47,451,304	58,575,415	23.44
HONG KONG	790,703	574,227	-27.38	4,731,984	4,144,042	-12.42
KOREA, REPUBLIC OF	3,191,247	3,942,138	23.53	6,668,301	6,113,402	-8.32
TAIWAN	1,801,607	1,487,264	-17.45	2,772,556	1,565,856	-43.52
CHINA	506,563	440,784	-12.99	336,891	788,793	134.14
THAILAND	2,510,450	3,477,215	38.51	1,896,677	3,663,190	93.14
SINGAPORE	3,461,540	3,323,739	-3.98	6,375,218	6,230,077	-2.28
PHILIPPINES	60,599	98,320	62.25	94,766	79,493	-16.12
MALAYSIA	2,805,577	2,147,516	-23.46	5,924,126	3,347,121	-43.50
CAMBODIA	43,898	0	-100.00	13,086	0	-100.00
VIET NAM	537,440	268,463	-50.05	1,702,470	401,363	-76.42
MALDIVES	2,189	165	-92.46	4,570	293	-93.59
INDIA	0	7,326	-	0	2,930	-
PAKISTAN	0	14,920	-	0	23,348	-
SRI LANKA	2,116,365	1,804,178	-14.75	1,838,883	1,788,442	-2.74
SAUDI ARABIA	1,568,119	1,697,427	8.25	6,099,163	7,064,227	15.82
ISRAEL	129,554	61,756	-52.33	297,746	220,281	-26.02
KUWAIT	100	74,431	74,331.00	1,330	213,805	15,975.56
JORDAN	548,112	906,587	65.40	1,819,686	2,859,486	57.14
LEBANON	52,223	2,404	-95.40	231,719	6,455	-97.21
YEMEN	254,620	793,869	211.79	675,556	2,432,956	260.14
OMAN	50,000	0	-100.00	48,000	0	-100.00
SYRIA ARAB REPUBLIC	0	57,189	-	0	140,585	-
TURKEY	6,808	0	-100.00	42,408	0	-100.00
UNITED ARAB EMIRATES	130,482	59,942	-54.06	360,672	439,306	21.80
QATAR	0	764	-	0	2,172	-
CYPRUS	7,222	6,311	-12.61	19,941	19,368	-2.87
EGYPT	0	62,741	-	0	286,359	-
LIBYAN ARAB JAMAHIRIYA	1,217,550	1,153,484	-5.26	3,868,953	4,039,147	4.40
MOROCCO	29,201	81,541	179.24	49,394	121,927	146.85
TUNISIA	59,783	0	-100.00	184,132	0	-100.00
ALGERIA	52,000	72,980	40.35	158,150	187,282	18.42
SUDAN	19,000	0	-100.00	39,786	0	-100.00
NAMIBIA	97,677	0	-100.00	99,473	0	-100.00
TANZANIA, UNITED REPUBLIC O	33,350	68,944	106.73	33,500	80,920	141.55
MADAGASCAR	31,000	567	-98.17	49,800	150	-99.70
REUNION	79,333	35,686	-55.02	315,796	156,213	-50.53
MOZAMBIQUE	0	93,000	-	0	123,000	-
BOTSWANA	0	15,500	-	0	20,500	-
EQUATORIAL GUINEA	77,500	93,000	20.00	124,500	159,800	28.35
TOGO	124,810	121,560	-2.60	190,160	249,620	31.27
GHANA	1,112,840	1,169,254	5.07	1,312,439	1,695,145	29.16
LIBERIA	67,000	64,500	-3.73	118,400	104,080	-12.09
ANGOLA	274,676	509,384	85.45	386,918	556,808	43.91
CONGO	49,000	82,500	68.37	92,400	180,160	94.98
CAMEROON	321,045	509,872	58.82	491,590	836,235	70.11
NIGERIA	202,998	167,499	-17.49	358,754	372,416	3.81
SIERRA LEONE	77,500	0	-100.00	114,400	0	-100.00

TABEL 5. PERKEMBANGAN EKSPOR INDONESIA MENURUT KOMODITI DAN NEGARA TUJUAN

JENIS BARANG	BERAT BERSIH (KG)		PERUB	NILAI FOB (US \$)		PERUB
	JAN-MEI 2008	JAN-MEI 2009	%	JAN-MEI 2008	JAN-MEI 2009	%
(1)	(2)	(3)	(4)	(5)	(6)	(7)
GABON	118,734	56,244	-52.63	152,961	112,370	-26.54
COTE D'IVOIRE	223,724	92,898	-58.48	409,424	147,948	-63.86
SENEGAL	15,042	0	-100.00	31,130	0	-100.00
MAURITANIA	18,000	0	-100.00	40,320	0	-100.00
BENIN	434,000	18,000	-95.85	454,960	45,360	-90.03
GAMBIA	0	18,900	-	0	37,800	-
SOUTH AFRICA	249,352	331,470	32.93	496,928	879,186	76.92
ZIMBABWE	31,000	0	-100.00	49,200	0	-100.00
MALAWI	0	123,998	-	0	163,000	-
COMOROS	18,000	18,000	0.00	43,200	46,080	6.67
MAURITIUS	87,700	16,162	-81.57	122,000	33,918	-72.20
AUSTRALIA	829,813	1,038,114	25.10	3,425,793	6,276,802	83.22
NEW ZEALAND	23,796	25,541	7.33	95,683	87,261	-8.80
NEW CALEDONIA	0	1,065	-	0	3,678	-
SAMOA	73,032	90,882	24.44	71,600	96,728	35.09
EAST TIMOR	332,791	511,059	53.57	385,650	693,925	79.94
UNITED STATES	26,206,075	23,951,432	-8.60	154,056,671	147,469,250	-4.28
CANADA	724,217	404,341	-44.17	3,283,465	2,150,846	-34.49
MEXICO	238,821	279,115	16.87	650,560	876,208	34.69
TRINIDAD AND TOBAGO	0	25,000	-	0	27,214	-
PUERTO RICO	204,028	251,259	23.15	977,955	1,579,633	61.52
DOMINICAN REPUBLIC	69,198	48,900	-29.33	150,190	54,760	-63.54
MARTINIQUE	0	40,037	-	0	155,327	-
NETHERLANDS ANTILLES	7,982	22,880	186.64	33,183	139,620	320.76
UNITED KINGDOM	1,490,474	944,735	-36.62	6,757,672	5,674,467	-16.03
NETHERLANDS	2,319,139	2,114,431	-8.83	9,693,919	10,990,925	13.38
FRANCE	648,081	547,875	-15.46	1,556,310	1,624,269	4.37
GERMANY, FED. REP. OF	3,256,182	2,770,626	-14.91	8,458,219	7,929,021	-6.26
AUSTRIA	16,368	823	-94.97	27,020	1,231	-95.44
BELGIUM	1,482,393	1,556,380	4.99	7,121,390	8,035,186	12.83
DENMARK	39,235	16,221	-58.66	182,848	36,805	-79.87
SWEDEN	48,593	17,684	-63.61	154,286	144,659	-6.24
IRELAND	198,591	83	-99.96	1,510,537	252	-99.98
ITALY	263,188	158,668	-39.71	599,129	558,710	-6.75
SPAIN	149,729	28,627	-80.88	613,519	152,168	-75.20
PORTUGAL	24,622	40,000	62.46	9,410	144,600	1,436.66
GREECE	29,553	10,069	-65.93	127,617	54,001	-57.69
DEMOCRATIC REPUBLIC OF THE	446,834	767,403	71.74	654,344	1,117,360	70.76
HUNGARY	0	286	-	0	582	-
POLAND	37,922	1,283	-96.62	100,129	2,433	-97.57
BULGARIA	192,250	145,382	-24.38	507,566	504,498	-0.60
ALBANIA	0	15,345	-	0	42,656	-
UKRAINE	47,922	612	-98.72	79,866	1,410	-98.23
LITHUANIA	0	8,471	-	0	113,659	-
CROATIA	64,450	48,358	-24.97	179,286	185,635	3.54
SLOVAKIA	22,499	0	-100.00	11,725	0	-100.00
SLOVENIA	81,840	57,685	-29.51	215,170	115,419	-46.36
CZECH REPUBLIC	0	14,187	-	0	89,711	-
RUSSIA FEDERATION	543,749	181,383	-66.64	855,777	654,301	-23.54
-BERAS GILING	199,208	708,214	255.51	158,486	438,828	176.89
JAPAN	348	0	-100.00	357	0	-100.00
HONG KONG	16,134	207	-98.72	34,127	313	-99.08
KOREA, REPUBLIC OF	0	25	-	0	30	-
TAIWAN	43,200	92,400	113.89	37,368	64,680	73.09
CHINA	0	16	-	0	1	-
SINGAPORE	45,000	74,000	64.44	30,601	48,224	57.59
MALAYSIA	93,796	9,163	-90.23	55,319	2,798	-94.94
SAUDI ARABIA	730	1,278	75.07	714	810	13.45
SYRIA ARAB REPUBLIC	0	230,000	-	0	138,000	-
TURKEY	0	300,000	-	0	183,000	-
NEW ZEALAND	0	1,000	-	0	814	-
ITALY	0	125	-	0	158	-
-KOPI OLAHAN	39,820	56,691	42.37	122,692	171,166	39.51
JAPAN	1	38	3,700.00	2	866	43,200.00
SINGAPORE	9	54,000	599,900.00	80	166,250	207,712.50
MALAYSIA	15,000	2,605	-82.63	43,635	3,882	-91.10
LEBANON	8,310	0	-100.00	22,050	0	-100.00
UNITED STATES	0	48	-	0	168	-
BELGIUM	16,500	0	-100.00	56,925	0	-100.00
-TEH OLAHAN	5,851,973	3,453,303	-40.99	13,998,612	9,566,897	-31.66
JAPAN	81,660	85,104	4.22	169,526	232,381	37.08
HONG KONG	770	2,561	232.60	4,819	5,184	7.57
KOREA, REPUBLIC OF	3,687	522	-85.84	9,705	1,538	-84.15
TAIWAN	313,488	227,808	-27.33	612,327	524,596	-14.33
CHINA	84,141	74,900	-10.98	85,064	72,475	-14.80

TABEL 5. PERKEMBANGAN EKSPOR INDONESIA MENURUT KOMODITI DAN NEGARA TUJUAN

JENIS BARANG	BERAT BERSIH (KG)		PERUB	NILAI FOB (US \$)		PERUB
	JAN-MEI 2008	JAN-MEI 2009	%	JAN-MEI 2008	JAN-MEI 2009	%
(1)	(2)	(3)	(4)	(5)	(6)	(7)
MONGOLIA	7,560	9,090	20.24	40,921	47,724	16.62
THAILAND	81,291	24,399	-69.99	321,589	52,321	-83.73
SINGAPORE	153,868	214,617	39.48	610,805	728,628	19.29
PHILIPPINES	135,432	18,233	-86.54	594,711	130,829	-78.00
MALAYSIA	778,333	456,156	-41.39	1,943,219	1,355,681	-30.24
CAMBODIA	4,468	479	-89.28	21,540	2,548	-88.17
BRUNEI DARUSSALAM	5,213	0	-100.00	2,776	0	-100.00
VIET NAM	188,655	105,112	-44.28	812,397	498,445	-38.65
INDIA	128,000	47,430	-62.95	108,400	65,348	-39.72
PAKISTAN	425,819	397,791	-6.58	714,641	752,693	5.32
SRI LANKA	97,308	0	-100.00	165,794	0	-100.00
AFGHANISTAN	172,118	12,839	-92.54	248,251	17,910	-92.79
IRAN (ISLAMIC REPUBLIC OF)	67,540	67,100	-0.65	117,048	87,346	-25.38
SAUDI ARABIA	86,378	17,773	-79.42	235,153	106,252	-54.82
YEMEN	50,400	0	-100.00	62,359	0	-100.00
TURKEY	0	10,000	-	0	12,500	-
UNITED ARAB EMIRATES	214,300	27,177	-87.32	259,372	37,128	-85.69
QATAR	0	1,553	-	0	549	-
EGYPT	70,660	20,000	-71.70	111,824	23,600	-78.90
KENYA	1	0	-100.00	2	0	-100.00
AUSTRALIA	900,505	793,049	-11.93	3,841,089	3,026,742	-21.20
NEW ZEALAND	218,814	223,877	2.31	760,393	735,976	-3.21
SAMOA	539	0	-100.00	3,510	0	-100.00
SOLOMON ISLANDS	2,428	0	-100.00	8,085	0	-100.00
EAST TIMOR	9,274	8,463	-8.74	15,890	12,653	-20.37
UNITED STATES	585,197	11,511	-98.03	658,617	37,500	-94.31
CANADA	141,600	438	-99.69	126,415	1,452	-98.85
SURINAME	423	3,240	665.96	1,656	16,884	919.57
CHILE	0	10,000	-	0	13,500	-
BRAZIL	536	815	52.05	7,203	32,330	348.84
PUERTO RICO	540	0	-100.00	913	0	-100.00
UNITED KINGDOM	186,493	193,101	3.54	286,716	345,228	20.41
NETHERLANDS	81,570	14,077	-82.74	113,755	18,580	-83.67
GERMANY, FED. REP. OF	131,697	201,610	53.09	149,084	241,155	61.76
AUSTRIA	0	764	-	0	1,475	-
SWITZERLAND	0	20,140	-	0	58,531	-
POLAND	97,347	92,798	-4.67	328,338	144,214	-56.08
KYRGYZSTAN	24,480	0	-100.00	34,272	0	-100.00
UKRAINE	49,000	0	-100.00	60,210	0	-100.00
RUSSIA FEDERATION	270,440	58,776	-78.27	350,223	125,001	-64.31
-GULA PASIR	201,731	272,714	35.19	259,513	223,324	-13.94
JAPAN	31,746	0	-100.00	41,228	0	-100.00
HONG KONG	5,710	9,487	66.15	10,602	15,802	49.05
KOREA, REPUBLIC OF	0	255	-	0	753	-
TAIWAN	16	303	1,793.75	46	326	608.70
SINGAPORE	2,053	40,184	1,857.33	2,795	17,364	521.25
MALAYSIA	36,475	116,627	219.75	15,240	24,245	59.09
SAUDI ARABIA	0	5,105	-	0	6,800	-
JORDAN	1,427	0	-100.00	3,012	0	-100.00
AUSTRALIA	14,605	13,003	-10.97	84,836	32,982	-61.12
TONGA	45	0	-100.00	36	0	-100.00
UNITED STATES	7,157	12,140	69.62	19,460	49,108	152.35
CANADA	98,978	75,610	-23.61	77,753	75,944	-2.33
NETHERLANDS	3,519	0	-100.00	4,505	0	-100.00
-GULA LAINNYA	4,865,152	6,078,414	24.94	3,200,053	4,079,494	27.48
JAPAN	1,922	3,508	82.52	2,791	4,842	73.49
HONG KONG	40,971	16,302	-60.21	46,995	15,531	-66.95
KOREA, REPUBLIC OF	58,760	137,180	133.46	42,093	151,252	259.33
CHINA	629,000	1,644	-99.74	350,094	2,137	-99.39
PAPUA NEW GUINEA	0	4,727	-	0	2,805	-
THAILAND	324,632	28,000	-91.37	177,239	29,099	-83.58
SINGAPORE	702,667	434,575	-38.15	567,772	424,554	-25.22
PHILIPPINES	13	23	76.92	1,312	1,878	43.14
MALAYSIA	202,853	174,255	-14.10	213,908	163,882	-23.39
BRUNEI DARUSSALAM	4,091	0	-100.00	11,025	0	-100.00
VIET NAM	1,338,961	1,468,128	9.65	747,074	715,814	-4.18
MALDIVES	32,269	864	-97.32	10,651	1,853	-82.60
INDIA	5,608	4,240	-24.39	9,535	3,477	-63.53
PAKISTAN	2,150	2,500	16.28	4,051	1,925	-52.48
BANGLADESH	0	40,600	-	0	18,035	-
SAUDI ARABIA	9,592	5,967	-37.79	8,106	4,780	-41.03
ISRAEL	0	97,384	-	0	60,185	-
JORDAN	0	203	-	0	1,727	-
SYRIA ARAB REPUBLIC	49,517	0	-100.00	28,080	0	-100.00
TURKEY	88,844	18,500	-79.18	48,601	9,946	-79.54
KENYA	0	24,000	-	0	9,840	-

TABEL 5. PERKEMBANGAN EKSPOR INDONESIA MENURUT KOMODITI DAN NEGARA TUJUAN

JENIS BARANG	BERAT BERSIH (KG)		PERUB	NILAI FOB (US \$)		PERUB
	JAN-MEI 2008	JAN-MEI 2009	%	JAN-MEI 2008	JAN-MEI 2009	%
(1)	(2)	(3)	(4)	(5)	(6)	(7)
TOGO	0	96,000	-	0	39,920	-
BENIN	0	1,958	-	0	675	-
SOUTH AFRICA	50,933	105,550	107.23	30,216	44,869	48.49
AUSTRALIA	130,747	75,265	-42.43	91,295	59,538	-34.79
NEW ZEALAND	106,998	214,247	100.23	80,423	134,568	67.33
AMERICAN SAMOA	2,018	0	-100.00	2,716	0	-100.00
COOK ISLANDS	0	3,435	-	0	4,598	-
TONGA	1,114	0	-100.00	1,099	0	-100.00
EAST TIMOR	0	5,445	-	0	9,140	-
UNITED STATES	466,434	2,193,530	370.28	381,437	1,563,437	309.88
CANADA	25,121	135,328	438.70	13,775	80,093	481.44
GUATEMALA	0	48,000	-	0	21,292	-
SURINAME	204	0	-100.00	800	0	-100.00
UNITED KINGDOM	51,000	30,750	-39.71	27,904	20,197	-27.62
NETHERLANDS	19,892	398,741	1,904.53	20,955	281,819	1,244.88
GERMANY, FED. REP. OF	0	39	-	0	156	-
NORWAY	259,000	229,500	-11.39	146,603	141,880	-3.22
FINLAND	0	207	-	0	1,840	-
ITALY	0	280	-	0	60	-
SPAIN	259,841	16,489	-93.65	133,503	8,700	-93.48
PORTUGAL	0	61,050	-	0	43,150	-
-MAKANAN OLAHAN LAINNYA	145,527,208	139,006,166	-4.48	271,432,260	293,203,370	8.02
JAPAN	4,086,984	2,107,101	-48.44	9,232,486	8,156,172	-11.66
HONG KONG	3,363,141	3,983,199	18.44	17,589,496	22,978,458	30.64
KOREA, DEMOCRATIC PEOPLE'S	0	12,042	-	0	12,711	-
KOREA, REPUBLIC OF	2,908,880	2,226,243	-23.47	4,247,256	3,808,928	-10.32
TAIWAN	9,093,158	7,730,051	-14.99	12,800,193	11,774,353	-8.01
CHINA	1,697,978	1,917,064	12.90	3,819,578	4,100,699	7.36
MONGOLIA	17,995	0	-100.00	12,088	0	-100.00
MACAU	6,286	21,847	247.55	351,090	153,869	-56.17
PAPUA NEW GUINEA	928,044	1,488,380	60.38	1,448,646	3,723,992	157.07
THAILAND	5,057,583	5,731,839	13.33	10,121,643	12,120,564	19.75
SINGAPORE	6,907,979	5,913,195	-14.40	37,496,006	43,581,881	16.23
PHILIPPINES	14,435,058	17,407,641	20.59	23,159,896	29,483,367	27.30
MALAYSIA	26,359,788	25,917,984	-1.68	36,142,038	34,420,207	-4.76
MYANMAR (FORM. BURMA)	104,436	66,695	-36.14	175,371	181,587	3.54
CAMBODIA	18,607	43,243	132.40	32,519	352,605	984.30
BRUNEI DARUSSALAM	1,393,357	1,293,567	-7.16	2,553,499	2,233,088	-12.55
LAO PEOPLE'S DEMOCRATIC RE	15,300	6,000	-60.78	122,320	17,025	-86.08
NEPAL	30,375	0	-100.00	44,794	0	-100.00
VIET NAM	5,402,170	4,579,851	-15.22	11,547,388	10,756,731	-6.85
MALDIVES	538,129	406,738	-24.42	910,198	751,661	-17.42
INDIA	678,735	730,811	7.67	1,038,283	1,196,894	15.28
PAKISTAN	612,138	417,543	-31.79	1,323,074	1,172,741	-11.36
BANGLADESH	301,434	302,595	0.39	463,347	585,337	26.33
SRI LANKA	128,229	69,926	-45.47	204,500	108,368	-47.01
AFGHANISTAN	61,096	77,070	26.15	144,113	315,224	118.73
IRAQ	0	20,088	-	0	27,551	-
IRAN (ISLAMIC REPUBLIC OF)	5,081	33,098	551.41	15,445	94,251	510.24
SAUDI ARABIA	5,077,784	7,116,360	40.15	10,151,030	19,476,061	91.86
ISRAEL	318,542	671,842	110.91	450,534	877,119	94.68
KUWAIT	238,673	241,928	1.36	500,248	567,107	13.37
JORDAN	2,044,419	1,172,366	-42.66	3,554,220	2,273,019	-36.05
LEBANON	105,665	312,206	195.47	234,449	637,756	172.02
YEMEN	210,796	309,423	46.79	297,026	515,596	73.59
OMAN	66,432	82,840	24.70	110,805	180,307	62.72
SYRIA ARAB REPUBLIC	0	124,939	-	0	141,779	-
TURKEY	272,766	101,391	-62.83	309,825	114,283	-63.11
UNITED ARAB EMIRATES	2,839,819	2,877,301	1.32	5,269,532	5,598,942	6.25
QATAR	125,643	168,304	33.95	233,623	309,473	32.47
BAHRAIN	143,020	236,488	65.35	241,813	401,144	65.89
CYPRUS	7,874	17,848	126.67	11,427	26,982	136.12
EGYPT	268,869	271,867	1.12	452,666	492,407	8.78
LIBYAN ARAB JAMAHIRIYA	123,892	22,098	-82.16	301,933	135,357	-55.17
MOROCCO	10,182	128,436	1,161.40	16,930	105,054	520.52
ALGERIA	92,533	4,712	-94.91	95,659	13,974	-85.39
SUDAN	5,175	86	-98.34	14,610	375	-97.43
ERITREA	0	9,543	-	0	39,720	-
NAMIBIA	19,756	5,769	-70.80	28,855	4,808	-83.34
ETHIOPIA	0	2,591	-	0	31,306	-
TANZANIA, UNITED REPUBLIC O	54,084	14,610	-72.99	29,701	14,345	-51.70
MADAGASCAR	175,848	140,871	-19.89	186,278	163,806	-12.06
KENYA	134,998	230,933	71.06	265,658	434,848	63.69
REUNION	3,491	0	-100.00	8,300	0	-100.00
TOGO	5,520	11,478	107.93	6,900	72,405	949.35
GHANA	188,782	268,671	42.32	283,290	479,780	69.36
GUINEA	49,670	70,849	42.64	112,754	221,838	96.75

TABEL 5. PERKEMBANGAN EKSPOR INDONESIA MENURUT KOMODITI DAN NEGARA TUJUAN

JENIS BARANG	BERAT BERSIH (KG)		PERUB	NILAI FOB (US \$)		PERUB
	JAN-MEI 2008	JAN-MEI 2009	%	JAN-MEI 2008	JAN-MEI 2009	%
	(1)	(2)	(3)	(4)	(5)	(6)
ANGOLA	146,535	135,849	-7.29	159,025	311,540	95.91
CAMEROON	93,836	24,988	-73.37	97,140	45,782	-52.87
NIGERIA	2,981,708	2,861,509	-4.03	5,814,615	5,776,077	-0.66
SIERRA LEONE	10,953	7,948	-27.44	41,610	33,120	-20.40
GABON	0	20,982	-	0	17,651	-
COTE D'IVOIRE	3,835	10,000	160.76	12,450	195,782	1,472.55
SENEGAL	7	30,449	434,885.71	60	225,964	376,506.67
MAURITANIA	9,299	7,700	-17.20	21,980	23,954	8.98
MALI	27,360	391	-98.57	224,670	775	-99.66
BENIN	204,114	56,590	-72.28	488,757	106,399	-78.23
GAMBIA	3,438	22,607	557.56	6,527	90,590	1,287.93
SEYCHELLES	36,738	28,133	-23.42	79,026	59,693	-24.46
UGANDA	4,306	9,829	128.26	13,435	20,018	49.00
NIGER	24,397	0	-100.00	17,471	0	-100.00
DJIBOUTI	0	7,198	-	0	29,411	-
SAO TOME AND PRINCIPE	9,848	4,995	-49.28	18,107	9,277	-48.77
SOUTH AFRICA	961,437	463,686	-51.77	1,505,187	755,716	-49.79
ZIMBABWE	11,749	0	-100.00	15,534	0	-100.00
MAURITIUS	193,969	260,338	34.22	316,953	507,431	60.10
ZAIRE	101	0	-100.00	353	0	-100.00
AUSTRALIA	5,577,319	6,701,270	20.15	10,027,887	12,094,278	20.61
NEW ZEALAND	998,055	1,237,580	24.00	1,734,788	2,310,958	33.21
MICRONESIA, FEDERATED STAT	44,014	14,946	-66.04	50,836	33,894	-33.33
GUAM	4,240	4,485	5.78	44,978	42,375	-5.79
PALAU	1,733	0	-100.00	9,013	0	-100.00
NAURU	0	5,674	-	0	9,568	-
NEW CALEDONIA	44,116	65,482	48.43	95,900	132,380	38.04
NORTHERN MARIANA ISLANDS	3,386	8,027	137.06	7,591	22,041	190.36
VANUATU	40,492	26,277	-35.11	68,333	32,638	-52.24
AMERICAN SAMOA	55,901	46,733	-16.40	91,665	67,423	-26.45
COOK ISLANDS	13,087	24,457	86.88	22,787	36,437	59.90
FIJI	249,237	190,902	-23.41	450,055	371,386	-17.48
KIRIBATI	8,022	19,229	139.70	18,433	43,063	133.62
MARSHALL ISLANDS	4,839	7,035	45.38	14,063	13,754	-2.20
SAMOA	115,109	48,156	-58.16	200,049	94,561	-52.73
SOLOMON ISLANDS	315,751	272,651	-13.65	369,347	453,768	22.86
TONGA	354,691	226,205	-36.22	479,412	315,960	-34.09
TUVALU	11,765	9,450	-19.68	23,769	18,047	-24.07
EAST TIMOR	3,117,829	5,055,636	62.15	3,374,965	5,574,966	65.19
UNITED STATES	13,769,274	10,009,121	-27.31	22,017,617	17,994,635	-18.27
CANADA	1,141,390	885,509	-22.42	1,565,423	1,461,611	-6.63
MEXICO	630,546	415,755	-34.06	1,339,737	826,403	-38.32
GUATEMALA	19,474	0	-100.00	21,876	0	-100.00
PANAMA	13,317	6,750	-49.31	21,583	12,500	-42.08
CUBA	0	3,718	-	0	5,473	-
SURINAME	77,816	50,740	-34.79	140,233	101,288	-27.77
CHILE	20,929	4,903	-76.57	51,910	16,689	-67.85
VENEZUELA	21,838	51,000	133.54	17,650	33,150	87.82
ARGENTINA	0	13,965	-	0	31,315	-
BRAZIL	240,998	381,664	58.37	154,120	157,835	2.41
COLOMBIA	25,302	15,121	-40.24	36,258	33,794	-6.80
URUGUAY	9,802	5,500	-43.89	26,821	9,736	-63.70
GUYANA	0	3,380	-	0	4,781	-
TRINIDAD AND TOBAGO	10,796	0	-100.00	15,862	0	-100.00
PUERTO RICO	268,087	608,413	126.95	307,723	818,909	166.12
DOMINICAN REPUBLIC	141,872	141,000	-0.61	67,405	34,390	-48.98
COSTA RICA	20,000	24,000	20.00	20,000	17,160	-14.20
HAITI	0	13,679	-	0	17,480	-
BARBADOS	4,189	5,559	32.70	12,014	14,401	19.87
DOMINICA	17,000	34,000	100.00	5,200	10,000	92.31
FRENCH POLYNESIA	24,568	18,688	-23.93	66,511	58,582	-11.92
NETHERLANDS ANTILLES	49	132	169.39	399	1,076	169.67
UNITED KINGDOM	745,001	677,898	-9.01	1,950,643	1,892,782	-2.97
NETHERLANDS	8,775,098	7,129,226	-18.76	8,229,711	7,780,514	-5.46
FRANCE	345,526	85,423	-75.28	554,010	165,727	-70.09
GERMANY, FED. REP. OF	593,563	493,507	-16.86	1,351,986	1,774,602	31.26
AUSTRIA	73,060	61,454	-15.89	270,945	318,219	17.45
BELGIUM	190,433	199,534	4.78	916,035	671,212	-26.73
SWITZERLAND	1,474	11,573	685.14	3,654	35,286	865.68
DENMARK	0	300	-	0	44,198	-
NORWAY	34,519	49,465	43.30	68,362	98,124	43.54
SWEDEN	218,033	189,371	-13.15	209,958	192,998	-8.08
FINLAND	2,203,781	54,754	-97.52	3,437,083	74,510	-97.83
IRELAND	0	2,249	-	0	3,263	-
ITALY	80,184	95,302	18.85	595,707	505,040	-15.22
SPAIN	1,894,878	1,333,442	-29.63	1,938,768	1,275,216	-34.23
PORTUGAL	349,429	154,484	-55.79	276,120	119,717	-56.64
MONTSERRAT	0	3,130	-	0	4,455	-

TABEL 5. PERKEMBANGAN EKSPOR INDONESIA MENURUT KOMODITI DAN NEGARA TUJUAN

JENIS BARANG	BERAT BERSIH (KG)		PERUB	NILAI FOB (US \$)		PERUB
	JAN-MEI 2008	JAN-MEI 2009	%	JAN-MEI 2008	JAN-MEI 2009	%
	(1)	(2)	(3)	(4)	(5)	(6)
GREECE	75,134	5,701	-92.41	152,545	9,701	-93.64
DEMOCRATIC REPUBLIC OF THE	94,904	12,803	-86.51	120,456	19,780	-83.58
HUNGARY	7,880	0	-100.00	21,855	0	-100.00
POLAND	14,685	80,327	447.00	50,476	251,750	398.75
ROMANIA	3,963	0	-100.00	13,161	0	-100.00
BULGARIA	38,580	31,979	-17.11	143,532	62,762	-56.27
ARMENIA	0	5,002	-	0	10,753	-
BELARUS	10,080	8,928	-11.43	21,240	21,452	1.00
KAZAKHSTAN	4,368	17,856	308.79	9,204	42,904	366.15
KYRGYZSTAN	0	3,744	-	0	8,996	-
UKRAINE	60,420	81,001	34.06	62,031	87,813	41.56
LITHUANIA	147,225	24,744	-83.19	227,054	71,996	-68.29
LATVIA	32,786	0	-100.00	58,837	0	-100.00
ESTONIA	87,405	37,700	-56.87	134,463	15,080	-88.79
GEORGIA	8,001	0	-100.00	12,798	0	-100.00
CROATIA	17,553	0	-100.00	31,697	0	-100.00
MALTA	77,385	143,416	85.33	131,144	259,039	97.52
SLOVAKIA	146	0	-100.00	817	0	-100.00
SLOVENIA	6,325	0	-100.00	38,539	0	-100.00
CZECH REPUBLIC	205,876	228,416	10.95	216,456	329,834	52.38
RUSSIA FEDERATION	252,856	53,892	-78.69	214,527	79,907	-62.75
SEMEN	1,905,764,420	1,473,274,094	-22.69	66,067,492	58,130,736	-12.01
JAPAN	10,931,918	3,691	-99.97	726,995	3,447	-99.53
HONG KONG	219,600	896,000	308.01	20,451	89,924	339.70
TAIWAN	8,426,000	6,872,320	-18.44	639,084	545,435	-14.65
THAILAND	449	10,902	2,328.06	40	1,000	2,400.00
SINGAPORE	28,897,206	5,703,794	-80.26	793,301	334,694	-57.81
PHILIPPINES	264,000	67,200	-74.55	24,696	6,541	-73.51
MALAYSIA	147,617,558	135,705,771	-8.07	4,812,850	4,801,628	-0.23
BRUNEI DARUSSALAM	77,114,373	2,500,500	-96.76	1,767,998	264,653	-85.03
VIET NAM	15,006,500	50,000	-99.67	864,195	4,412	-99.49
MALDIVES	39,600,000	3,000,359	-92.42	1,812,182	136,950	-92.44
INDIA	44,000	178,872,452	406,428.30	3,918	5,597,952	142,777.79
BANGLADESH	334,645,043	119,418,181	-64.31	8,702,321	3,607,262	-58.55
SRI LANKA	506,089,923	347,812,711	-31.27	20,720,443	16,324,029	-21.22
UNITED ARAB EMIRATES	3,000,084	139,340,463	4,544.55	124,545	4,477,009	3,494.69
SUDAN	3,000,000	0	-100.00	159,000	0	-100.00
TANZANIA, UNITED REPUBLIC O	41,000,000	42,022,187	2.49	1,278,585	1,509,017	18.02
MADAGASCAR	0	96,658,140	-	0	4,185,588	-
REUNION	0	625	-	0	817	-
MOZAMBIQUE	89,349,597	0	-100.00	2,937,697	0	-100.00
EQUATORIAL GUINEA	0	21,000,000	-	0	1,239,000	-
TOGO	77,061,365	44,000,000	-42.90	2,403,159	1,413,720	-41.17
GHANA	303,036,087	40,000,000	-86.80	9,450,216	1,285,200	-86.40
SEYCHELLES	5,300,000	0	-100.00	267,900	0	-100.00
COMOROS	0	3,500,812	-	0	192,545	-
MAURITIUS	70,676,228	80,038,599	13.25	3,150,312	3,404,237	8.06
AUSTRALIA	99,908,724	135,947,348	36.07	3,092,175	4,760,018	53.94
NEW ZEALAND	117,807	1,460,000	1,139.32	15,683	224,840	1,333.65
NORTHERN MARIANA ISLANDS	0	34,830,524	-	0	1,393,221	-
VANUATU	1,060,500	0	-100.00	49,538	0	-100.00
AMERICAN SAMOA	2,390,000	0	-100.00	115,380	0	-100.00
KIRIBATI	112,000	0	-100.00	8,064	0	-100.00
SAMOA	3,404,000	0	-100.00	156,624	0	-100.00
SOLOMON ISLANDS	260,100	0	-100.00	16,547	0	-100.00
TONGA	828,560	0	-100.00	42,005	0	-100.00
EAST TIMOR	9,550,470	23,039,593	141.24	632,471	1,724,056	172.59
UNITED STATES	0	174	-	0	215	-
FRENCH POLYNESIA	18,802,000	10,498,000	-44.17	855,190	582,044	-31.94
NETHERLANDS	0	15,032	-	0	4,337	-
FRANCE	328	7,047	2,048.48	327	5,388	1,547.71
GERMANY, FED. REP. OF	0	36	-	0	133	-
BELGIUM	0	70	-	0	5	-
SWEDEN	8,050,000	0	-100.00	423,600	0	-100.00
SPAIN	0	48	-	0	25	-
PORTUGAL	0	61	-	0	137	-
SLOVAKIA	0	1,093	-	0	11,215	-
RUSSIA FEDERATION	0	361	-	0	42	-
-DARI ROTAN	3,238,097	1,427,588	-55.91	8,017,079	5,093,163	-36.47
JAPAN	146,361	125,290	-14.40	709,182	625,223	-11.84
HONG KONG	0	16	-	0	152	-
KOREA, REPUBLIC OF	265,480	144,140	-45.71	627,597	381,844	-39.16
TAIWAN	30,810	26,936	-12.57	78,914	74,714	-5.32
CHINA	874	0	-100.00	1,164	0	-100.00
PAPUA NEW GUINEA	2,450	1,127	-54.00	2,266	923	-59.27
THAILAND	2,842	182	-93.60	6,138	250	-95.93

TABEL 5. PERKEMBANGAN EKSPOR INDONESIA MENURUT KOMODITI DAN NEGARA TUJUAN

JENIS BARANG	BERAT BERSIH (KG)		PERUB	NILAI FOB (US \$)		PERUB
	JAN-MEI 2008	JAN-MEI 2009	%	JAN-MEI 2008	JAN-MEI 2009	%
(1)	(2)	(3)	(4)	(5)	(6)	(7)
SINGAPORE	2,629	156	-94.07	5,325	291	-94.54
PHILIPPINES	0	88	-	0	130	-
MALAYSIA	1,007	4,759	372.59	964	5,513	471.89
BRUNEI DARUSSALAM	1,126	0	-100.00	2,070	0	-100.00
VIET NAM	3,850	0	-100.00	2,432	0	-100.00
MALDIVES	1,117	769	-31.15	10,542	4,920	-53.33
INDIA	9,433	1,104	-88.30	49,854	1,374	-97.24
IRAN (ISLAMIC REPUBLIC OF)	1,534	0	-100.00	807	0	-100.00
SAUDI ARABIA	178	11,107	6,139.89	587	42,729	7,179.22
KUWAIT	155	0	-100.00	4,978	0	-100.00
JORDAN	1,299	1,710	31.64	1,004	1,541	53.49
LEBANON	129	639	395.35	45	1,823	3,951.11
OMAN	0	35	-	0	921	-
TURKEY	3,967	3,010	-24.12	7,170	1,751	-75.58
UNITED ARAB EMIRATES	3,119	5,018	60.88	36,190	13,592	-62.44
BAHRAIN	321	0	-100.00	203	0	-100.00
CYPRUS	36	0	-100.00	44	0	-100.00
EGYPT	86	19	-77.91	22	132	500.00
TUNISIA	22	0	-100.00	46	0	-100.00
ALGERIA	1,028	0	-100.00	626	0	-100.00
SUDAN	103	0	-100.00	300	0	-100.00
NAMIBIA	0	41	-	0	97	-
MADAGASCAR	36	0	-100.00	15	0	-100.00
REUNION	599	312	-47.91	444	418	-5.86
ANGOLA	0	857	-	0	944	-
SEYCHELLES	399	23,881	5,885.21	603	41,607	6,800.00
UGANDA	0	9	-	0	46	-
SOUTH AFRICA	2,361	1,593	-32.53	6,301	2,330	-63.02
MAURITIUS	0	119	-	0	153	-
VIRGIN ISLANDS (BRITISH)	0	92	-	0	356	-
AUSTRALIA	107,341	50,249	-53.19	212,294	113,619	-46.48
NEW ZEALAND	22,082	9,989	-54.76	59,780	31,318	-47.61
NEW CALEDONIA	442	983	122.40	1,056	1,694	60.42
VANUATU	0	30	-	0	119	-
FIJI	5,176	0	-100.00	20,285	0	-100.00
SOLOMON ISLANDS	17	0	-100.00	48	0	-100.00
UNITED STATES	425,229	177,541	-58.25	1,918,319	1,078,616	-43.77
CANADA	11,969	5,988	-49.97	30,454	26,497	-12.99
MEXICO	11,105	1,601	-85.58	10,507	14,443	37.46
GUATEMALA	0	184	-	0	396	-
CHILE	10	107	970.00	36	410	1,038.89
VENEZUELA	26	4	-84.62	72	18	-75.00
ARGENTINA	356	43	-87.92	619	53	-91.44
BRAZIL	8,069	579	-92.82	31,488	2,094	-93.35
COLOMBIA	565	0	-100.00	601	0	-100.00
PARAGUAY	38	0	-100.00	78	0	-100.00
JAMAICA	197	0	-100.00	66	0	-100.00
PUERTO RICO	1,034	293	-71.66	3,556	991	-72.13
DOMINICAN REPUBLIC	1,288	3,802	195.19	1,364	15,103	1,007.26
ANGUILLA	0	222	-	0	620	-
FRENCH POLYNESIA	1,810	1,588	-12.27	2,546	2,344	-7.93
MARTINIQUE	0	416	-	0	627	-
TURKS AND CAICOS ISLANDS	944	0	-100.00	2,017	0	-100.00
GUADELOUPE	174	341	95.98	816	330	-59.56
UNITED KINGDOM	1,227,441	50,086	-95.92	1,926,418	223,067	-88.42
NETHERLANDS	507,719	468,688	-7.69	1,224,188	1,391,804	13.69
FRANCE	68,356	43,887	-35.80	186,384	119,418	-35.93
GERMANY, FED. REP. OF	127,723	65,256	-48.91	195,768	224,838	14.85
AUSTRIA	221	66	-70.14	267	114	-57.30
BELGIUM	23,029	65,224	183.23	56,124	255,490	355.22
SWITZERLAND	1,201	1,052	-12.41	9,945	4,985	-49.87
DENMARK	15,601	6,337	-59.38	52,468	23,354	-55.49
NORWAY	2,467	2,463	-0.16	9,779	4,097	-58.10
SWEDEN	9,723	5,800	-40.35	57,796	36,885	-36.18
FINLAND	10,325	7,204	-30.23	130,382	42,122	-67.69
IRELAND	2,021	730	-63.88	2,472	941	-61.93
ITALY	93,328	24,939	-73.28	117,537	74,576	-36.55
SPAIN	23,488	16,969	-27.75	101,185	69,776	-31.04
PORTUGAL	690	1,272	84.35	2,796	445	-84.08
GREECE	6,823	11,575	69.65	18,648	11,730	-37.10
HUNGARY	3,352	3,352	0.00	21,295	3,566	-83.25
POLAND	3,566	3,352	-6.00	10,681	14,683	37.47
ROMANIA	155	0	-100.00	621	0	-100.00
BULGARIA	6,678	519	-92.23	5,417	887	-83.63
YUGOSLAVIA	5,946	7,319	23.09	6,297	5,627	-10.64
KAZAKHSTAN	2,418	1,839	-23.95	6,980	7,112	1.89
UKRAINE	172	0	-100.00	319	0	-100.00
LITHUANIA	0	53	-	0	170	-

TABEL 5. PERKEMBANGAN EKSPOR INDONESIA MENURUT KOMODITI DAN NEGARA TUJUAN

JENIS BARANG	BERAT BERSIH (KG)		PERUB	NILAI FOB (US \$)		PERUB
	JAN-MEI 2008	JAN-MEI 2009	%	JAN-MEI 2008	JAN-MEI 2009	%
(1)	(2)	(3)	(4)	(5)	(6)	(7)
LATVIA	42	669	1,492.86	181	2,773	1,432.04
CROATIA	931	9,418	911.60	2,741	9,397	242.83
MALTA	40	0	-100.00	16	0	-100.00
SLOVAKIA	0	10,745	-	0	50,655	-
SLOVENIA	125	606	384.80	338	2,445	623.37
CZECH REPUBLIC	13,056	11,002	-15.73	17,372	18,450	6.21
RUSSIA FEDERATION	237	197	-16.88	829	690	-16.77
-DARI BAHAN LAINNYA	6,738,638	4,779,510	-29.07	18,284,565	12,845,877	-29.74
JAPAN	749,258	414,129	-44.73	3,559,435	2,307,565	-35.17
HONG KONG	8,508	6,741	-20.77	12,412	20,016	61.26
KOREA, DEMOCRATIC PEOPLE'S	177	0	-100.00	231	0	-100.00
KOREA, REPUBLIC OF	168,032	75,561	-55.03	531,573	84,336	-84.13
TAIWAN	452,343	373,591	-17.41	171,811	156,964	-8.64
CHINA	281,755	24,718	-91.23	114,521	33,136	-71.07
PAPUA NEW GUINEA	110	2,350	2,036.36	347	1,925	454.76
THAILAND	15,416	7,504	-51.32	46,959	18,504	-60.60
SINGAPORE	54,021	32,357	-40.10	79,357	50,131	-36.83
PHILIPPINES	3,183	1,810	-43.14	7,704	1,662	-78.43
MALAYSIA	210,503	376,216	78.72	163,927	242,402	47.87
CAMBODIA	0	729	-	0	662	-
BRUNEI DARUSSALAM	1,288	608	-52.80	2,111	3,216	52.34
VIET NAM	162	0	-100.00	2,847	0	-100.00
MALDIVES	20,018	21,592	7.86	93,728	65,114	-30.53
INDIA	47,836	2,719	-94.32	56,576	6,552	-88.42
SRI LANKA	5,563	5,596	0.59	13,315	15,211	14.24
IRAN (ISLAMIC REPUBLIC OF)	13,589	12,151	-10.58	14,810	24,623	66.26
SAUDI ARABIA	14,244	8,097	-43.16	9,666	19,652	103.31
ISRAEL	19,554	3,531	-81.94	31,960	2,362	-92.61
KUWAIT	118	4,501	3,714.41	405	9,342	2,206.67
JORDAN	695	34,864	4,916.40	1,830	54,952	2,902.84
LEBANON	382	39,442	10,225.13	796	487,983	61,204.40
OMAN	0	819	-	0	3,546	-
SYRIA ARAB REPUBLIC	0	203	-	0	234	-
TURKEY	4,005	23,402	484.32	17,956	32,390	80.39
UNITED ARAB EMIRATES	29,236	16,796	-42.55	102,684	62,538	-39.10
QATAR	0	120	-	0	141	-
BAHRAIN	5,217	30,000	475.04	16,725	1,000	-94.02
CYPRUS	6,644	31,843	379.27	20,556	23,882	16.18
EGYPT	20,770	1,550	-92.54	30,661	1,464	-95.23
LIBYAN ARAB JAMAHIRIYA	0	5,868	-	0	23,856	-
MOROCCO	403	946	134.74	594	1,505	153.37
TUNISIA	4,668	3,675	-21.27	11,625	41,745	259.10
ALGERIA	0	30	-	0	16	-
NAMIBIA	17	731	4,200.00	161	590	266.46
ETHIOPIA	0	47	-	0	75	-
TANZANIA, UNITED REPUBLIC O	1,104	408	-63.04	617	1,893	206.81
MADAGASCAR	3,589	7,767	116.41	6,284	36,392	479.12
KENYA	7,544	1,846	-75.53	4,615	5,118	10.90
REUNION	47,697	38,150	-20.02	101,673	112,610	10.76
MOZAMBIQUE	5	3,644	72,780.00	13	3,866	29,638.46
ANGOLA	42	7,760	18,376.19	20	4,491	22,355.00
NIGERIA	0	4	-	0	4	-
SIERRA LEONE	1,922	0	-100.00	1,596	0	-100.00
GABON	4,671	37	-99.21	13,074	2,485	-80.99
COTE D'IVOIRE	5,335	49	-99.08	9,483	155	-98.37
SENEGAL	2,002	3,938	96.70	2,510	2,052	-18.25
SEYCHELLES	17,107	73,046	326.99	24,372	28,864	18.43
CENTRAL AFRICAN REPUBLIC	0	120	-	0	400	-
DJIBOUTI	0	2,315	-	0	5,950	-
SOUTH AFRICA	44,857	22,522	-49.79	68,847	44,798	-34.93
MAURITIUS	11,453	8,226	-28.18	42,076	15,296	-63.65
VIRGIN ISLANDS (BRITISH)	1,255	2,208	75.94	4,767	1,142	-76.04
AUSTRALIA	762,861	298,606	-60.86	669,687	375,034	-44.00
NEW ZEALAND	20,025	12,242	-38.87	39,382	33,187	-15.73
GUAM	2,211	4,516	104.25	6,496	12,982	99.85
PALAU	564	7	-98.76	1,488	157	-89.45
NEW CALEDONIA	21,946	25,962	18.30	43,179	56,320	30.43
SAINT VINCENT AND THE GREN.	6,206	0	-100.00	11,248	0	-100.00
VANUATU	1,810	4,565	152.21	3,059	5,864	91.70
WALLIS AND FUTUNA ISLANDS	1,259	177	-85.94	2,149	428	-80.08
AMERICAN SAMOA	0	11	-	0	194	-
COOK ISLANDS	1,381	2,705	95.87	9,612	8,362	-13.00
FIJI	8,046	2,467	-69.34	34,722	13,363	-61.51
SAMOA	862	1,904	120.88	1,728	8,097	368.58
TONGA	1,044	0	-100.00	1,718	0	-100.00
EAST TIMOR	2,361	1,695	-28.21	1,865	1,744	-6.49
UNITED STATES	1,057,655	552,236	-47.79	5,488,821	3,218,418	-41.36

TABEL 5. PERKEMBANGAN EKSPOR INDONESIA MENURUT KOMODITI DAN NEGARA TUJUAN

JENIS BARANG	BERAT BERSIH (KG)		PERUB	NILAI FOB (US \$)		PERUB
	JAN-MEI 2008	JAN-MEI 2009	%	JAN-MEI 2008	JAN-MEI 2009	%
	(1)	(2)	(3)	(4)	(5)	(6)
CANADA	128,040	78,778	-38.47	315,348	275,477	-12.64
MEXICO	34,934	8,502	-75.66	107,762	18,218	-83.09
GUATEMALA	256	281	9.77	1,414	1,221	-13.65
HONDURAS	1,275	7,052	453.10	811	9,981	1,130.70
NICARAGUA	398	0	-100.00	485	0	-100.00
PANAMA	474	38	-91.98	1,485	24	-98.38
CHILE	6,762	2,211	-67.30	14,723	8,874	-39.73
VENEZUELA	6,382	1,420	-77.75	3,161	5,101	61.37
ARGENTINA	20,360	13,872	-31.87	45,995	17,856	-61.18
BRAZIL	39,990	31,282	-21.78	87,728	94,224	7.40
COLOMBIA	12,187	3,273	-73.14	25,311	7,816	-69.12
URUGUAY	0	2,040	-	0	8,058	-
PERU	1,774	0	-100.00	1,954	0	-100.00
TRINIDAD AND TOBAGO	0	4,522	-	0	5,440	-
BAHAMAS	18,490	40	-99.78	26,748	38	-99.86
JAMAICA	3,847	2,833	-26.36	3,854	3,872	0.47
PUERTO RICO	3,469	2,610	-24.76	6,599	10,325	56.46
DOMINICAN REPUBLIC	16,834	22,346	32.74	49,480	43,047	-13.00
COSTA RICA	9,591	15,443	61.02	18,065	8,598	-52.41
HAITI	0	1,601	-	0	3,524	-
BARBADOS	4,938	45,873	828.98	9,009	37,034	311.08
ANTIGUA AND BARBUDA	444	0	-100.00	1,081	0	-100.00
ANGUILLA	0	109	-	0	139	-
ARUBA	2,966	10	-99.66	9,656	20	-99.79
BERMUDA	106	192	81.13	596	563	-5.54
CAYMAN ISLANDS	753	0	-100.00	253	0	-100.00
DOMINICA	284	0	-100.00	1,453	0	-100.00
FRENCH GUIANA	3,726	2,143	-42.49	12,907	3,180	-75.36
FRENCH POLYNESIA	36,053	21,125	-41.41	46,022	32,431	-29.53
MARTINIQUE	9,201	14,207	54.41	27,207	25,723	-5.45
NETHERLANDS ANTILLES	592	2,200	271.62	14,186	4,913	-65.37
SAINT LUCIA	526	0	-100.00	1,800	0	-100.00
TURKS AND CAICOS ISLANDS	7,726	0	-100.00	16,364	0	-100.00
GUADELOUPE	8,917	10,394	16.56	37,387	16,324	-56.34
SAINT KITTS AND NEVIS	2,059	0	-100.00	3,081	0	-100.00
UNITED KINGDOM	149,335	112,711	-24.52	563,587	338,433	-39.95
NETHERLANDS	263,796	184,133	-30.20	684,883	326,318	-52.35
FRANCE	350,136	370,611	5.85	848,383	783,330	-7.67
GERMANY, FED. REP. OF	303,981	240,731	-20.81	649,555	777,074	19.63
AUSTRIA	7,047	15,078	113.96	14,680	24,584	67.47
BELGIUM	138,109	146,511	6.08	376,355	256,243	-31.91
SWITZERLAND	3,829	8,188	113.84	28,967	33,437	15.43
LUXEMBOURG	0	1	-	0	10	-
DENMARK	30,435	16,981	-44.21	154,574	42,835	-72.29
NORWAY	6,520	4,024	-38.28	23,272	27,277	17.21
SWEDEN	18,952	28,061	48.06	33,251	42,758	28.59
FINLAND	15,483	6,184	-60.06	57,134	18,480	-67.65
IRELAND	6,016	449	-92.54	8,568	860	-89.96
ITALY	308,961	216,302	-29.99	709,886	621,688	-12.42
SPAIN	288,323	201,752	-30.03	883,204	498,028	-43.61
PORTUGAL	22,336	11,473	-48.63	77,168	31,247	-59.51
GREECE	80,973	49,826	-38.47	210,982	135,192	-35.92
HUNGARY	20,945	37,901	80.95	49,083	125,687	156.07
POLAND	49,397	56,809	15.00	94,645	119,112	25.85
ROMANIA	1,464	2,334	59.43	702	5,607	698.72
BULGARIA	12,030	15,514	28.96	21,962	18,974	-13.61
YUGOSLAVIA	923	1,154	25.03	1,122	970	-13.55
ALBANIA	0	3,657	-	0	2,835	-
KAZAKHSTAN	149	0	-100.00	418	0	-100.00
UKRAINE	33,724	600	-98.22	61,738	1,131	-98.17
LITHUANIA	329	212	-35.56	1,398	622	-55.51
LATVIA	0	70,375	-	0	112,190	-
ESTONIA	7,078	842	-88.10	17,959	1,786	-90.06
CROATIA	19,348	14,245	-26.37	31,034	31,743	2.28
BOSNIA AND HERZEGOVINA	887	0	-100.00	2,499	0	-100.00
MALTA	11,985	144	-98.80	28,263	1,458	-94.84
SLOVAKIA	0	124	-	0	692	-
SLOVENIA	6,073	8,840	45.56	1,902	10,541	454.21
CZECH REPUBLIC	516	12,231	2,270.35	850	6,376	650.12
REP. OF MACEDONIA	1,084	0	-100.00	1,575	0	-100.00
RUSSIA FEDERATION	20,591	3,145	-84.73	40,657	7,380	-81.85
-DARI ROTAN	65,235,956	47,672,977	-26.92	146,207,952	113,746,623	-22.20
JAPAN	5,810,769	5,331,439	-8.25	17,391,518	17,540,286	0.86
HONG KONG	54,691	30,200	-44.78	201,821	91,439	-54.69
KOREA, REPUBLIC OF	489,196	470,611	-3.80	976,829	732,408	-25.02
TAIWAN	315,282	370,904	17.64	563,956	578,433	2.57
CHINA	248,136	124,767	-49.72	573,375	255,662	-55.41

TABEL 5. PERKEMBANGAN EKSPOR INDONESIA MENURUT KOMODITI DAN NEGARA TUJUAN

JENIS BARANG	BERAT BERSIH (KG)		PERUB %	NILAI FOB (US \$)		PERUB %
	JAN-MEI 2008	JAN-MEI 2009		JAN-MEI 2008	JAN-MEI 2009	
(1)	(2)	(3)	(4)	(5)	(6)	(7)
MACAU	0	205	-	0	568	-
PAPUA NEW GUINEA	20,524	364	-98.23	154,648	12,292	-92.05
THAILAND	69,490	107,564	54.79	192,019	359,058	86.99
SINGAPORE	271,545	328,198	20.86	734,081	1,336,489	82.06
PHILIPPINES	62,373	39,487	-36.69	191,923	61,344	-68.04
MALAYSIA	948,820	1,612,423	69.94	2,239,175	1,796,366	-19.78
MYANMAR (FORM. BURMA)	0	32	-	0	60	-
CAMBODIA	69	0	-100.00	228	0	-100.00
BRUNEI DARUSSALAM	490	42,323	8,537.35	1,294	50,775	3,823.88
VIET NAM	91,618	73,784	-19.47	666,021	547,322	-17.82
MALDIVES	88,721	159,755	80.06	162,209	501,368	209.09
INDIA	84,208	79,699	-5.35	234,310	236,798	1.06
PAKISTAN	2,548	1,171	-54.04	3,224	2,530	-21.53
BANGLADESH	0	399	-	0	5,207	-
SRI LANKA	25,232	2,438	-90.34	24,722	7,703	-68.84
IRAQ	0	3,000	-	0	8,256	-
IRAN (ISLAMIC REPUBLIC OF)	29,965	12,768	-57.39	73,666	65,727	-10.78
SAUDI ARABIA	197,567	120,161	-39.18	285,885	219,364	-23.27
ISRAEL	64,448	54,958	-14.73	113,790	110,690	-2.72
KUWAIT	175,735	74,537	-57.59	410,841	92,626	-77.45
JORDAN	23,360	29,904	28.01	67,480	107,008	58.58
LEBANON	185,772	332,759	79.12	478,081	867,544	81.46
YEMEN	11,012	1,550	-85.92	10,266	4,000	-61.04
OMAN	17,345	18,258	5.26	43,684	72,230	65.35
SYRIA ARAB REPUBLIC	29,275	66,657	127.69	47,354	135,343	185.81
TURKEY	457,476	383,972	-16.07	1,101,540	854,696	-22.41
UNITED ARAB EMIRATES	378,849	131,371	-65.32	1,055,387	404,680	-61.66
QATAR	33,086	42,633	28.86	258,520	352,539	36.37
BAHRAIN	34,337	3,914	-88.60	91,708	10,797	-88.23
CYPRUS	108,300	93,849	-13.34	410,642	408,958	-0.41
EGYPT	133,299	163,504	22.66	303,260	289,681	-4.48
LIBYAN ARAB JAMAHIRIYA	30,270	2,245	-92.58	31,230	7,500	-75.98
MOROCCO	153,990	159,122	3.33	446,700	407,843	-8.70
TUNISIA	7,896	24,575	211.23	41,241	59,227	43.61
ALGERIA	0	6,429	-	0	14,438	-
SUDAN	12,193	53,300	337.14	108,618	139,046	28.01
NAMIBIA	19,110	24,012	25.65	33,623	78,177	132.51
TANZANIA, UNITED REPUBLIC O	40,315	5,394	-86.62	44,537	14,003	-68.56
MADAGASCAR	1,744	6,668	282.34	1,987	2,926	47.26
KENYA	4,500	5,186	15.24	16,150	15,871	-1.73
REUNION	210,002	134,470	-35.97	350,372	322,872	-7.85
MOZAMBIQUE	2,099	63,165	2,909.29	7,680	156,030	1,931.64
GHANA	3,681	0	-100.00	9,770	0	-100.00
ANGOLA	13,600	17,466	28.43	9,620	19,003	97.54
CONGO	46,314	44,347	-4.25	56,125	43,699	-22.14
CAMEROON	0	615	-	0	6,884	-
NIGERIA	3,926	803	-79.55	72,354	4,200	-94.20
SIERRA LEONE	3,279	0	-100.00	2,722	0	-100.00
COTE D'IVOIRE	7,455	20,770	178.60	15,193	25,589	68.43
SENEGAL	5,735	0	-100.00	11,130	0	-100.00
BENIN	0	664	-	0	3,470	-
U.S. VIRGIN ISLANDS	163	452	177.30	160	960	500.00
SEYCHELLES	5,524	23,637	327.90	15,864	61,872	290.02
UGANDA	0	2,808	-	0	14,910	-
DJIBOUTI	0	3,540	-	0	5,499	-
SOUTH AFRICA	699,747	368,263	-47.37	2,082,775	1,065,363	-48.85
ZIMBABWE	50	0	-100.00	100	0	-100.00
MAURITIUS	64,974	41,964	-35.41	158,171	83,860	-46.98
VIRGIN ISLANDS (BRITISH)	8,086	2,803	-65.34	47,844	10,823	-77.38
AUSTRALIA	1,927,924	1,309,346	-32.09	3,906,340	2,987,720	-23.52
NEW ZEALAND	193,437	47,649	-75.37	363,695	90,546	-75.10
GUAM	30,058	11,291	-62.44	60,780	16,256	-73.25
PALAU	3	11,433	381,000.00	15	23,500	156,566.67
NEW CALEDONIA	103,064	63,397	-38.49	161,123	105,171	-34.73
NORTHERN MARIANA ISLANDS	2,000	0	-100.00	5,232	0	-100.00
VANUATU	15,338	12,151	-20.78	22,954	42,066	83.26
WALLIS AND FUTUNA ISLANDS	5,327	2,756	-48.26	9,396	4,135	-55.99
COOK ISLANDS	0	340	-	0	500	-
FIJI	9,310	9,400	0.97	31,425	48,085	53.02
SAMOA	1,242	0	-100.00	2,316	0	-100.00
SOLOMON ISLANDS	2,982	0	-100.00	12,986	0	-100.00
TONGA	3,159	0	-100.00	2,392	0	-100.00
EAST TIMOR	24,225	96,323	297.62	24,988	129,034	416.38
UNITED STATES	5,107,816	2,813,576	-44.92	17,005,928	9,918,732	-41.67
CANADA	992,415	268,327	-72.96	1,605,838	928,365	-42.19
MEXICO	252,436	237,080	-6.08	817,997	621,832	-23.98
GUATEMALA	18,338	7,567	-58.74	52,077	27,935	-46.36
HONDURAS	4,243	0	-100.00	12,551	0	-100.00

TABEL 5. PERKEMBANGAN EKSPOR INDONESIA MENURUT KOMODITI DAN NEGARA TUJUAN

JENIS BARANG	BERAT BERSIH (KG)		PERUB %	NILAI FOB (US \$)		PERUB %
	JAN-MEI 2008	JAN-MEI 2009		JAN-MEI 2008	JAN-MEI 2009	
(1)	(2)	(3)	(4)	(5)	(6)	(7)
NICARAGUA	2,636	0	-100.00	11,530	0	-100.00
PANAMA	75,226	31,423	-58.23	171,600	98,100	-42.83
SURINAME	30,444	19,756	-35.11	49,878	29,635	-40.59
CHILE	84,818	20,771	-75.51	196,564	112,052	-42.99
VENEZUELA	20,902	25,995	24.37	67,881	52,778	-22.25
ARGENTINA	68,112	35,528	-47.84	181,099	117,279	-35.24
BRAZIL	100,864	61,863	-38.67	282,989	198,321	-29.92
COLOMBIA	37,732	28,859	-23.52	125,094	112,255	-10.26
BOLIVIA	0	59	-	0	491	-
URUGUAY	20,622	10,093	-51.06	91,006	31,589	-65.29
PARAGUAY	6,187	2,508	-59.46	14,927	9,674	-35.19
ECUADOR	26,269	21,161	-19.44	97,645	100,466	2.89
PERU	18,920	27,427	44.96	31,502	77,729	146.74
GUYANA	2,882	2,160	-25.05	2,945	11,484	289.95
TRINIDAD AND TOBAGO	13,720	10,868	-20.79	36,243	29,314	-19.12
JAMAICA	30,711	3,241	-89.45	124,724	3,865	-96.90
PUERTO RICO	31,211	21,891	-29.86	82,225	65,574	-20.25
BELIZE	2,550	1,967	-22.86	8,675	19,639	126.39
DOMINICAN REPUBLIC	103,359	32,245	-68.80	385,364	129,201	-66.47
EL SALVADOR	2,636	0	-100.00	11,530	0	-100.00
COSTA RICA	100,024	12,996	-87.01	376,746	37,160	-90.14
BARBADOS	6,820	0	-100.00	39,159	0	-100.00
ANTIGUA AND BARBUDA	5,628	3,500	-37.81	13,645	18,665	36.79
ANGUILLA	0	3,534	-	0	14,433	-
ARUBA	8,244	17,461	111.80	29,338	33,122	12.90
BERMUDA	0	3,425	-	0	16,752	-
CAPE VERDE	0	5,607	-	0	15,923	-
CAYMAN ISLANDS	13,313	709	-94.67	3,097	12,210	294.25
DOMINICA	948	0	-100.00	2,937	0	-100.00
FRENCH GUIANA	18,148	27,495	51.50	44,121	60,989	38.23
FRENCH POLYNESIA	143,822	81,176	-43.56	320,470	186,924	-41.67
MARTINIQUE	50,032	43,674	-12.71	121,745	119,219	-2.07
NETHERLANDS ANTILLES	50,344	57,979	15.17	160,947	155,890	-3.14
SAINT LUCIA	1,750	1,750	0.00	6,500	9,768	50.28
TURKS AND CAICOS ISLANDS	13,200	0	-100.00	21,818	0	-100.00
GUADELOUPE	80,231	89,598	11.68	264,262	232,293	-12.10
UNITED KINGDOM	18,483,302	10,869,517	-41.19	12,716,658	6,746,769	-46.95
NETHERLANDS	2,638,539	2,440,575	-7.50	7,637,987	7,480,224	-2.07
FRANCE	2,201,441	1,858,992	-15.56	5,909,912	4,574,804	-22.59
GERMANY, FED. REP. OF	6,154,632	5,970,076	-3.00	18,376,568	18,061,115	-1.72
AUSTRIA	18,422	51,392	178.97	39,695	118,433	198.36
BELGIUM	2,197,735	1,779,958	-19.01	7,523,594	5,964,567	-20.72
SWITZERLAND	24,400	59,598	144.25	113,523	148,327	30.66
DENMARK	301,542	221,019	-26.70	1,456,698	940,750	-35.42
NORWAY	81,790	86,982	6.35	297,250	408,384	37.39
SWEDEN	273,451	149,366	-45.38	901,476	934,463	3.66
FINLAND	555,290	422,480	-23.92	1,574,071	1,344,615	-14.58
IRELAND	177,620	169,642	-4.49	387,002	297,868	-23.03
ITALY	3,270,841	2,359,914	-27.85	8,881,311	6,412,855	-27.79
SPAIN	2,156,198	1,466,168	-32.00	6,482,514	4,360,615	-32.73
PORTUGAL	344,666	198,520	-42.40	1,030,826	577,189	-44.01
ICELAND	12,014	2,260	-81.19	38,129	6,275	-83.54
GREECE	1,477,032	839,070	-43.19	4,060,956	1,985,844	-51.10
DEMOCRATIC REPUBLIC OF THE	0	3,920	-	0	10,004	-
HUNGARY	99,912	38,380	-61.59	279,645	151,846	-45.70
POLAND	682,684	517,153	-24.25	1,643,025	1,525,326	-7.16
ROMANIA	364,553	194,484	-46.65	877,547	529,266	-39.69
BULGARIA	130,231	90,832	-30.25	301,712	179,866	-40.38
YUGOSLAVIA	16,539	9,584	-42.05	40,298	34,367	-14.72
ALBANIA	0	554	-	0	240	-
ARMENIA	0	2,320	-	0	10,984	-
KAZAKHSTAN	19,945	12,855	-35.55	65,084	48,784	-25.04
UKRAINE	406,204	93,083	-77.08	1,141,560	282,418	-75.26
UZBEKISTAN	2,665	0	-100.00	4,086	0	-100.00
LITHUANIA	54,145	24,297	-55.13	128,512	84,012	-34.63
LATVIA	190,035	47,937	-74.77	517,944	201,390	-61.12
ESTONIA	51,504	43,790	-14.98	219,510	155,638	-29.10
GEORGIA	21,880	0	-100.00	42,414	0	-100.00
CROATIA	110,177	88,702	-19.49	269,441	283,408	5.18
BOSNIA AND HERZEGOVINA	232	0	-100.00	940	0	-100.00
MALTA	10,124	2,062	-79.63	35,238	15,627	-55.65
SLOVAKIA	144,119	13,688	-90.50	46,390	2,000	-95.69
SLOVENIA	222,123	78,825	-64.51	553,786	221,455	-60.01
CZECH REPUBLIC	38,959	51,913	33.25	89,445	133,768	49.55
REP. OF MACEDONIA	3,813	0	-100.00	11,935	0	-100.00
RUSSIA FEDERATION	623,384	493,458	-20.84	2,407,608	1,772,144	-26.39
-DARI BAHAN LAINNYA	309,029,651	228,637,014	-26.01	748,631,735	583,655,179	-22.04

TABEL 5. PERKEMBANGAN EKSPOR INDONESIA MENURUT KOMODITI DAN NEGARA TUJUAN

JENIS BARANG	BERAT BERSIH (KG)		PERUB %	NILAI FOB (US \$)		PERUB %
	JAN-MEI 2008	JAN-MEI 2009		JAN-MEI 2008	JAN-MEI 2009	
(1)	(2)	(3)	(4)	(5)	(6)	(7)
JAPAN	39,083,884	33,698,204	-13.78	69,355,921	64,434,711	-7.10
HONG KONG	362,247	240,321	-33.66	1,234,430	690,246	-44.08
KOREA, REPUBLIC OF	5,987,606	4,114,877	-31.28	12,285,841	8,923,629	-27.37
TAIWAN	3,867,212	2,726,007	-29.51	9,264,912	6,655,837	-28.16
CHINA	2,074,437	1,277,317	-38.43	3,165,569	2,112,240	-33.27
MONGOLIA	9,148	0	-100.00	15,739	0	-100.00
MACAU	24,412	85,588	250.60	87,015	256,962	195.31
PAPUA NEW GUINEA	12,954	9,463	-26.95	21,490	12,041	-43.97
THAILAND	296,891	272,342	-8.27	734,519	406,061	-44.72
SINGAPORE	2,968,317	2,165,196	-27.06	6,316,685	5,068,640	-19.76
PHILIPPINES	996,978	629,010	-36.91	1,050,168	565,580	-46.14
MALAYSIA	10,844,835	8,646,132	-20.27	12,472,277	10,054,278	-19.39
MYANMAR (FORM. BURMA)	725	0	-100.00	17,573	0	-100.00
CAMBODIA	5,488	9,752	77.70	33,571	13,438	-59.97
BRUNEI DARUSSALAM	151,769	105,923	-30.21	242,232	148,479	-38.70
VIET NAM	186,965	66,201	-64.59	627,975	184,702	-70.59
MALDIVES	466,577	577,716	23.82	809,566	1,082,081	33.66
INDIA	932,236	951,116	2.03	1,473,480	1,134,066	-23.03
PAKISTAN	143,421	4,988	-96.52	115,857	11,415	-90.15
BANGLADESH	5,245	48,215	819.26	17,845	119,043	567.09
SRI LANKA	264,273	218,315	-17.39	185,165	234,598	26.70
AFGHANISTAN	20,276	0	-100.00	18,215	0	-100.00
IRAN (ISLAMIC REPUBLIC OF)	220,095	86,034	-60.91	563,664	210,243	-62.70
SAUDI ARABIA	1,201,600	937,741	-21.96	1,345,009	1,253,123	-6.83
ISRAEL	733,074	624,395	-14.83	1,511,135	1,269,331	-16.00
KUWAIT	916,386	538,617	-41.22	1,200,909	818,218	-31.87
JORDAN	194,776	139,301	-28.48	343,721	275,641	-19.81
LEBANON	510,796	424,231	-16.95	931,332	992,116	6.53
YEMEN	293,689	171,231	-41.70	319,289	265,599	-16.82
OMAN	230,853	120,787	-47.68	210,054	146,774	-30.13
SYRIA ARAB REPUBLIC	75,282	80,840	7.38	158,028	118,518	-25.00
TURKEY	1,325,167	763,453	-42.39	4,613,642	3,244,697	-29.67
UNITED ARAB EMIRATES	23,389,439	15,099,016	-35.45	17,678,184	11,789,339	-33.31
QATAR	217,701	80,403	-63.07	540,037	173,129	-67.94
BAHRAIN	320,624	101,574	-68.32	499,785	254,350	-49.11
CYPRUS	230,391	158,950	-31.01	1,081,179	753,542	-30.30
EGYPT	523,590	379,802	-27.46	1,017,061	507,048	-50.15
LIBYAN ARAB JAMAHIRIYA	60,811	471,403	675.19	59,899	481,065	703.13
MOROCCO	435,663	378,548	-13.11	654,457	539,120	-17.62
TUNISIA	31,442	62,306	98.16	210,364	345,759	64.36
ALGERIA	91,403	89,896	-1.65	103,781	127,884	23.22
SUDAN	180,551	70,772	-60.80	208,265	77,265	-62.90
NAMIBIA	37,436	160,368	328.38	29,176	154,192	428.49
ETHIOPIA	50,039	81,803	63.48	55,352	103,608	87.18
TANZANIA, UNITED REPUBLIC O	462,732	467,374	1.00	472,243	459,132	-2.78
MADAGASCAR	26,613	19,272	-27.58	51,531	22,413	-56.51
KENYA	227,435	215,909	-5.07	178,584	267,207	49.63
REUNION	3,079,222	672,867	-78.15	3,461,823	3,391,831	-2.02
MOZAMBIQUE	34,067	66,285	94.57	70,450	193,736	175.00
EQUATORIAL GUINEA	33,165	0	-100.00	33,618	0	-100.00
TOGO	0	25,106	-	0	16,169	-
GHANA	62,803	51,838	-17.46	93,903	94,670	0.82
GUINEA	0	20,546	-	0	39,778	-
ANGOLA	159,550	480,987	201.46	102,368	543,771	431.19
CONGO	114,931	24,766	-78.45	160,812	54,290	-66.24
CAMEROON	163,828	23,661	-85.56	151,088	12,156	-91.95
NIGERIA	90,043	54,011	-40.02	143,648	84,112	-41.45
SIERRA LEONE	8,000	13,459	68.24	7,549	20,930	177.26
GABON	44,347	14,397	-67.54	62,345	30,359	-51.30
COTE D'IVOIRE	106,685	23,536	-77.94	95,472	21,623	-77.35
SENEGAL	19,948	4,160	-79.15	39,850	2,168	-94.56
MALI	31,441	0	-100.00	88,036	0	-100.00
BENIN	268,309	327,051	21.89	310,833	524,408	68.71
U.S. VIRGIN ISLANDS	39,400	34,658	-12.04	70,485	87,236	23.77
SEYCHELLES	124,201	76,732	-38.22	420,440	225,135	-46.45
UGANDA	9,147	0	-100.00	13,910	0	-100.00
NIGER	6,179	0	-100.00	10,667	0	-100.00
DJIBOUTI	384,188	439,520	14.40	241,837	293,510	21.37
SAO TOME AND PRINCIPE	3,805	563	-85.20	4,089	200	-95.11
SWAZILAND	5,270	0	-100.00	8,143	0	-100.00
SOUTH AFRICA	1,989,681	1,203,635	-39.51	3,460,942	2,506,532	-27.58
ZAMBIA	35,172	10,525	-70.08	41,434	10,010	-75.84
MAURITIUS	344,102	297,432	-13.56	1,228,533	620,867	-49.46
RWANDA	18,990	39,382	107.38	19,229	49,092	155.30
VIRGIN ISLANDS (BRITISH)	23,059	23,729	2.91	63,619	68,902	8.30
AUSTRALIA	11,123,511	8,136,803	-26.85	20,310,715	15,091,221	-25.70
NEW ZEALAND	840,208	453,587	-46.01	1,698,424	974,906	-42.60
MICRONESIA, FEDERATED STAT	0	681	-	0	665	-

TABEL 5. PERKEMBANGAN EKSPOR INDONESIA MENURUT KOMODITI DAN NEGARA TUJUAN

JENIS BARANG	BERAT BERSIH (KG)		PERUB	NILAI FOB (US \$)		PERUB
	JAN-MEI 2008	JAN-MEI 2009	%	JAN-MEI 2008	JAN-MEI 2009	%
(1)	(2)	(3)	(4)	(5)	(6)	(7)
GUAM	21,452	10,230	-52.31	56,442	16,556	-70.67
PALAU	0	275	-	0	566	-
NEW CALEDONIA	434,822	233,124	-46.39	834,078	351,465	-57.86
SAINT VINCENT AND THE GREN.	39,388	37,053	-5.93	107,990	29,808	-72.40
VANUATU	8,460	42,998	408.25	26,174	59,128	125.90
WALLIS AND FUTUNA ISLANDS	8,325	14,951	79.59	12,718	24,254	90.71
AMERICAN SAMOA	0	2,288	-	0	15,205	-
COOK ISLANDS	1,799	3,000	66.76	28,799	1,089	-96.22
FIJI	60,404	138,382	129.09	222,487	926,689	316.51
SAMOA	2,505	173	-93.09	4,777	735	-84.61
SOLOMON ISLANDS	6,824	0	-100.00	19,048	0	-100.00
TONGA	13,339	0	-100.00	11,809	0	-100.00
EAST TIMOR	88,436	59,035	-33.25	69,186	69,507	0.46
UNITED STATES	71,441,871	53,736,365	-24.78	227,418,927	177,597,763	-21.91
CANADA	4,886,954	2,698,901	-44.77	12,871,724	8,531,004	-33.72
MEXICO	569,239	254,097	-55.36	1,688,480	671,899	-60.21
GUATEMALA	56,700	44,702	-21.16	100,700	94,573	-6.08
HONDURAS	16,395	20,166	23.00	25,458	31,740	24.68
NICARAGUA	4,041	369	-90.87	10,825	752	-93.05
PANAMA	307,625	168,076	-45.36	517,975	278,382	-46.26
CUBA	5,912	0	-100.00	14,039	0	-100.00
SURINAME	80,350	64,870	-19.27	152,345	107,868	-29.19
CHILE	92,050	24,137	-73.78	212,745	34,735	-83.67
VENEZUELA	75,299	42,370	-43.73	160,115	106,243	-33.65
ARGENTINA	276,537	299,510	8.31	532,283	698,643	31.25
BRAZIL	137,495	100,843	-26.66	301,833	255,529	-15.34
COLOMBIA	90,173	85,441	-5.25	157,553	162,473	3.12
BOLIVIA	0	1,342	-	0	10,889	-
URUGUAY	6,868	29,384	327.84	7,225	93,822	1,198.57
ECUADOR	14,903	15,421	3.48	110,333	29,569	-73.20
PERU	4,204	24,526	483.40	5,807	68,438	1,078.54
GUYANA	2,852	0	-100.00	3,823	0	-100.00
TRINIDAD AND TOBAGO	45,656	21,017	-53.97	78,343	31,494	-59.80
BAHAMAS	24,108	17,657	-26.76	44,397	25,397	-42.80
JAMAICA	131,058	52,897	-59.64	339,712	73,079	-78.49
PUERTO RICO	429,503	325,572	-24.20	957,707	738,816	-22.86
BELIZE	0	530	-	0	5,292	-
DOMINICAN REPUBLIC	542,723	193,689	-64.31	1,203,404	558,296	-53.61
EL SALVADOR	11,033	0	-100.00	24,657	0	-100.00
COSTA RICA	77,899	29,669	-61.91	175,110	47,540	-72.85
HAITI	9,200	16,099	74.99	24,578	36,122	46.97
BARBADOS	50,526	18,394	-63.59	108,704	24,101	-77.83
ANTIGUA AND BARBUDA	2,778	37,970	1,266.81	15,395	54,251	252.39
ANGUILLA	14,733	14,069	-4.51	23,728	13,183	-44.44
ARUBA	62,193	48,928	-21.33	117,638	98,107	-16.60
BERMUDA	16,646	21,419	28.67	51,015	56,048	9.87
CAYMAN ISLANDS	12,233	13,553	10.79	38,519	28,170	-26.87
DOMINICA	14,762	22,706	53.81	28,724	50,477	75.73
FRENCH GUIANA	91,514	74,014	-19.12	158,953	132,155	-16.86
FRENCH POLYNESIA	380,659	297,667	-21.80	860,091	441,567	-48.66
GRENADA	13,495	12,673	-6.09	33,941	50,520	48.85
MARTINIQUE	307,152	176,482	-42.54	577,836	295,426	-48.87
NETHERLANDS ANTILLES	273,421	221,006	-19.17	704,766	809,280	14.83
NORFOLK ISLANDS	22,091	0	-100.00	48,297	0	-100.00
SAINT LUCIA	3,590	2,227	-37.97	12,292	12,927	5.17
TURKS AND CAICOS ISLANDS	31,388	8,397	-73.25	59,206	24,981	-57.81
GUADELOUPE	256,194	168,722	-34.14	590,255	313,948	-46.81
SAINT KITTS AND NEVIS	5,400	0	-100.00	20,389	0	-100.00
UNITED KINGDOM	12,388,674	11,082,864	-10.54	38,502,768	31,180,527	-19.02
NETHERLANDS	19,932,316	15,941,514	-20.02	59,301,192	46,549,211	-21.50
FRANCE	17,997,525	12,181,452	-32.32	49,155,385	38,665,925	-21.34
GERMANY, FED. REP. OF	8,462,466	9,482,293	12.05	25,239,720	28,496,140	12.90
AUSTRIA	176,729	292,690	65.62	635,956	825,574	29.82
BELGIUM	11,898,226	8,369,016	-29.66	37,986,636	28,560,039	-24.82
SWITZERLAND	282,076	251,624	-10.80	1,306,450	1,166,711	-10.70
GIBRALTAR	3,799	0	-100.00	15,593	0	-100.00
DENMARK	3,402,519	1,834,087	-46.10	14,379,181	7,785,787	-45.85
NORWAY	1,041,417	922,012	-11.47	3,085,380	2,694,880	-12.66
SWEDEN	2,031,696	1,182,643	-41.79	6,526,906	3,984,586	-38.95
FINLAND	1,008,382	368,009	-63.51	3,757,175	1,458,152	-61.19
IRELAND	1,670,264	826,428	-50.52	4,235,477	2,195,008	-48.18
ITALY	8,697,716	6,088,523	-30.00	23,779,263	18,973,650	-20.21
SPAIN	10,080,876	5,021,168	-50.19	24,119,545	12,782,250	-47.00
PORTUGAL	2,200,420	720,030	-67.28	3,348,459	1,576,737	-52.91
ICELAND	69,163	10,767	-84.43	187,788	31,923	-83.00
GREECE	2,134,584	1,448,557	-32.14	5,695,983	3,735,102	-34.43
ANDORRA	3,378	0	-100.00	1,552	0	-100.00
DEMOCRATIC REPUBLIC OF THE	75,557	55,341	-26.76	66,031	68,668	3.99

TABEL 5. PERKEMBANGAN EKSPOR INDONESIA MENURUT KOMODITI DAN NEGARA TUJUAN

JENIS BARANG	BERAT BERSIH (KG)		PERUB	NILAI FOB (US \$)		PERUB
	JAN-MEI 2008	JAN-MEI 2009	%	JAN-MEI 2008	JAN-MEI 2009	%
(1)	(2)	(3)	(4)	(5)	(6)	(7)
HUNGARY	167,654	64,418	-61.58	319,959	123,794	-61.31
POLAND	670,089	502,779	-24.97	1,496,520	1,248,211	-16.59
ROMANIA	191,418	142,668	-25.47	225,150	244,949	8.79
BULGARIA	129,383	129,535	0.12	247,571	243,532	-1.63
YUGOSLAVIA	34,971	14,009	-59.94	42,415	23,554	-44.47
ALBANIA	23,016	12,582	-45.33	83,753	10,185	-87.84
ARMENIA	262,189	0	-100.00	349,405	0	-100.00
AZERBAIJAN	11,385	0	-100.00	47,517	0	-100.00
KAZAKHSTAN	404	186	-53.96	2,349	450	-80.84
UKRAINE	223,070	199,002	-10.79	484,622	634,040	30.83
LITHUANIA	107,382	48,410	-54.92	365,641	262,463	-28.22
LATVIA	277,372	323,487	16.63	679,355	718,880	5.82
ESTONIA	134,763	40,512	-69.94	468,505	120,462	-74.29
GEORGIA	23,688	21,517	-9.16	64,630	47,840	-25.98
CROATIA	482,951	119,698	-75.22	822,659	319,770	-61.13
BOSNIA AND HERZEGOVINA	2,164	0	-100.00	6,754	0	-100.00
MALTA	102,383	81,304	-20.59	275,867	224,802	-18.51
SLOVAKIA	90,920	61,965	-31.85	114,291	206,565	80.74
SLOVENIA	266,653	196,709	-26.23	746,199	596,144	-20.11
CZECH REPUBLIC	351,132	227,958	-35.08	1,197,505	669,337	-44.11
RUSSIA FEDERATION	476,968	333,245	-30.13	1,284,285	1,323,193	3.03
-AN ORGANIK	2,612,098,111	579,703,422	-77.81	335,634,516	137,253,318	-59.11
JAPAN	117,341,956	56,669,487	-51.71	36,807,562	16,645,564	-54.78
HONG KONG	174,938	109,363	-37.48	95,542	19,777	-79.30
KOREA, REPUBLIC OF	241,142,556	132,971,046	-44.86	71,385,872	24,638,977	-65.48
TAIWAN	241,529,637	69,112,889	-71.39	80,206,681	17,042,221	-78.75
CHINA	1,733,455,838	31,929,532	-98.16	55,163,991	7,820,259	-85.82
PAPUA NEW GUINEA	0	50,000	-	0	8,100	-
THAILAND	51,183,235	19,208,251	-62.47	12,951,911	4,988,748	-61.48
SINGAPORE	13,140,579	15,810,229	20.32	4,711,349	5,558,974	17.99
PHILIPPINES	47,752,626	76,491,062	60.18	15,709,807	16,519,321	5.15
MALAYSIA	37,695,626	19,540,387	-48.16	15,386,650	5,031,350	-67.30
MYANMAR (FORM. BURMA)	50,000	430,500	761.00	27,280	126,657	364.29
BRUNEI DARUSSALAM	3,794,200	5,800,000	52.86	684,356	1,483,605	116.79
VIET NAM	19,240,271	16,001,709	-16.83	7,791,053	4,585,476	-41.14
MALDIVES	0	2,623	-	0	1,230	-
INDIA	33,299,507	50,116,134	50.50	10,086,067	11,126,392	10.31
PAKISTAN	2,009,329	1,092,275	-45.64	720,813	517,927	-28.15
BANGLADESH	5,191,116	10,018,697	93.00	966,868	2,104,544	117.67
SRI LANKA	3,491,599	2,690,399	-22.95	719,404	632,194	-12.12
IRAN (ISLAMIC REPUBLIC OF)	100,000	0	-100.00	114,000	0	-100.00
SAUDI ARABIA	364,540	0	-100.00	553,380	0	-100.00
LEBANON	0	8,500	-	0	17,475	-
OMAN	0	200,000	-	0	15,400	-
SYRIA ARAB REPUBLIC	0	4,321	-	0	10,736	-
TURKEY	774,106	4,400	-99.43	212,276	9,781	-95.39
UNITED ARAB EMIRATES	565,937	91,811	-83.78	855,292	362,497	-57.62
QATAR	21,900	66	-99.70	8,450	330	-96.09
BAHRAIN	424,200	286,800	-32.39	521,179	226,680	-56.51
EGYPT	2,004,500	3,000	-99.85	263,420	5,880	-97.77
SUDAN	107,250	42,900	-60.00	24,668	9,953	-59.65
TANZANIA, UNITED REPUBLIC O	2,800,000	1,688,000	-39.71	355,210	164,040	-53.82
MADAGASCAR	179,000	276,399	54.41	33,075	56,529	70.91
KENYA	2,405,000	2,543,999	5.78	278,795	191,855	-31.18
CAMEROON	0	96,000	-	0	15,973	-
NIGERIA	255,012	389,290	52.66	280,613	385,283	37.30
SOUTH AFRICA	431,300	146,156	-66.11	201,569	233,005	15.60
ZAMBIA	0	18,000	-	0	4,938	-
MAURITIUS	801,052	1,445,750	80.48	106,978	154,602	44.52
AUSTRALIA	26,464,766	36,698,612	38.67	10,218,906	10,137,463	-0.80
NEW ZEALAND	771,152	493,177	-36.05	867,837	417,689	-51.87
NEW CALEDONIA	0	8	-	0	145	-
FIJI	800,000	25,000	-96.88	156,000	4,050	-97.40
EAST TIMOR	11,447	30,064	162.64	6,720	23,029	242.69
UNITED STATES	19,577,712	12,269,051	-37.33	5,230,684	2,461,879	-52.93
CANADA	81,374	15,000	-81.57	45,999	9,675	-78.97
MEXICO	0	11,505,250	-	0	2,177,805	-
PANAMA	0	1,237,000	-	0	424,291	-
UNITED KINGDOM	481,021	990,820	105.98	294,226	250,481	-14.87
NETHERLANDS	106,100	1,264	-98.81	78,065	3,795	-95.14
FRANCE	322,041	0	-100.00	262,928	0	-100.00
GERMANY, FED. REP. OF	278,275	42,234	-84.82	226,977	69,961	-69.18
BELGIUM	217,048	108,000	-50.24	172,363	51,593	-70.07
DENMARK	60,000	60,000	0.00	46,900	27,400	-41.58
NORWAY	0	100,000	-	0	44,000	-
SWEDEN	20,000	20,002	0.01	19,500	9,149	-53.08
FINLAND	99,405	5	-99.99	78,925	1,500	-98.10

TABEL 5. PERKEMBANGAN EKSPOR INDONESIA MENURUT KOMODITI DAN NEGARA TUJUAN

JENIS BARANG	BERAT BERSIH (KG)		PERUB %	NILAI FOB (US \$)		PERUB %
	JAN-MEI 2008	JAN-MEI 2009		JAN-MEI 2008	JAN-MEI 2009	
(1)	(2)	(3)	(4)	(5)	(6)	(7)
IRELAND	20,000	0	-100.00	17,200	0	-100.00
ITALY	572,000	450,000	-21.33	334,180	204,016	-38.95
SPAIN	192,000	288,000	50.00	125,925	150,196	19.27
POLAND	241,000	44,000	-81.74	192,385	20,020	-89.59
BULGARIA	20,000	0	-100.00	9,600	0	-100.00
KAZAKHSTAN	15,960	15,960	0.00	16,000	34,600	116.25
LITHUANIA	20,000	0	-100.00	9,085	0	-100.00
SLOVAKIA	0	20,000	-	0	14,308	-
-ORGANIK	1,158,579,271	761,692,011	-34.26	882,509,322	526,198,072	-40.37
JAPAN	158,593,504	60,202,150	-62.04	72,135,108	47,917,242	-33.57
HONG KONG	5,075,835	4,844,166	-4.56	8,507,002	5,375,204	-36.81
KOREA, DEMOCRATIC PEOPLE'S	329,070	119,676	-63.63	427,677	197,303	-53.87
KOREA, REPUBLIC OF	76,766,078	15,593,403	-79.69	54,693,387	18,443,233	-66.28
TAIWAN	180,069,678	31,550,125	-82.48	31,810,876	12,195,281	-61.66
CHINA	192,082,181	227,538,252	18.46	177,085,739	133,329,963	-24.71
MACAU	31,608	33	-99.90	1,870	1,150	-38.50
PAPUA NEW GUINEA	15,138	2,012	-86.71	29,455	1,194	-95.95
THAILAND	107,775,403	95,069,767	-11.79	82,307,104	49,968,815	-39.29
SINGAPORE	46,910,594	2,352,833	-94.98	47,977,845	5,176,177	-89.21
PHILIPPINES	25,288,306	18,630,294	-26.33	17,101,372	12,435,454	-27.28
MALAYSIA	161,503,967	122,253,315	-24.30	113,470,594	50,925,845	-55.12
MYANMAR (FORM. BURMA)	592,982	450,959	-23.95	657,020	294,562	-55.17
CAMBODIA	940,915	475,000	-49.52	1,165,930	752,020	-35.50
BRUNEI DARUSSALAM	33,378	23,058	-30.92	63,460	75,889	19.59
NEPAL	67,517	0	-100.00	64,210	0	-100.00
VIET NAM	34,270,327	32,214,429	-6.00	35,260,406	21,414,428	-39.27
MALDIVES	4,967	3,676	-25.99	5,378	7,880	46.52
INDIA	22,724,587	31,571,749	38.93	22,009,248	24,760,534	12.50
PAKISTAN	2,857,471	5,018,751	75.64	5,116,899	6,975,450	36.32
BANGLADESH	3,036,093	1,511,431	-50.22	3,462,779	1,210,466	-65.04
SRI LANKA	1,657,963	1,414,456	-14.69	2,235,382	2,264,918	1.32
IRAN (ISLAMIC REPUBLIC OF)	2,357,740	2,180,212	-7.53	3,539,378	1,954,806	-44.77
SAUDI ARABIA	2,871,941	3,395,460	18.23	4,017,055	2,868,799	-28.58
ISRAEL	511,409	784,658	53.43	820,579	986,671	20.24
KUWAIT	24,148	17,334	-28.22	119,675	74,521	-37.73
JORDAN	170,873	638,020	273.39	318,520	606,797	90.51
LEBANON	0	52,500	-	0	64,778	-
YEMEN	0	20,000	-	0	11,260	-
OMAN	2,160	0	-100.00	18,000	0	-100.00
SYRIA ARAB REPUBLIC	465,322	667,531	43.46	362,821	666,952	83.82
TURKEY	4,453,890	2,638,551	-40.76	6,734,234	2,969,430	-55.91
UNITED ARAB EMIRATES	5,028,481	858,689	-82.92	7,797,856	1,040,442	-86.66
QATAR	13,123	5,874	-55.24	41,571	15,798	-62.00
CYPRUS	34,999	0	-100.00	53,816	0	-100.00
EGYPT	1,285,566	3,052,396	137.44	1,708,391	2,164,935	26.72
LIBYAN ARAB JAMAHIRIYA	3,534	15,836	348.10	18,655	23,964	28.46
MOROCCO	43,200	110,300	155.32	22,832	81,802	258.28
TUNISIA	84,600	0	-100.00	113,132	0	-100.00
ALGERIA	123,200	333,500	170.70	138,160	160,880	16.44
SUDAN	98,283	82,358	-16.20	614,050	49,935	-91.87
ETHIOPIA	0	61,600	-	0	28,156	-
TANZANIA, UNITED REPUBLIC O	318,300	319,200	0.28	533,088	139,677	-73.80
MADAGASCAR	48,000	134,435	180.07	68,496	240,769	251.51
KENYA	255,776	66,091	-74.16	406,412	196,068	-51.76
MOZAMBIQUE	60,000	40,000	-33.33	95,400	19,200	-79.87
TOGO	0	5,114	-	0	4,579	-
GHANA	369,960	295,350	-20.17	339,974	191,513	-43.67
LIBERIA	23,392	0	-100.00	34,929	0	-100.00
ANGOLA	2,592,000	21,600	-99.17	1,581,120	8,424	-99.47
CAMEROON	81,600	366,400	349.02	109,024	169,096	55.10
NIGERIA	9,103,476	5,641,892	-38.02	10,798,177	4,712,891	-56.35
SIERRA LEONE	88,450	36,288	-58.97	109,678	55,884	-49.05
COTE D'IVOIRE	802,650	130,600	-83.73	755,666	1,517,421	100.81
SENEGAL	0	21,600	-	0	9,972	-
BENIN	250	0	-100.00	975	0	-100.00
DJIBOUTI	0	222,700	-	0	168,344	-
SWAZILAND	426	0	-100.00	45,365	0	-100.00
SOUTH AFRICA	1,196,052	2,426,091	102.84	1,625,877	2,054,813	26.38
MALAWI	360,000	144,000	-60.00	602,420	78,500	-86.97
MAURITIUS	63,235	781,597	1,136.02	88,813	333,360	275.35
AUSTRALIA	9,465,824	6,481,964	-31.52	13,917,560	7,739,684	-44.39
NEW ZEALAND	1,763,361	1,033,700	-41.38	2,383,970	1,322,403	-44.53
NEW CALEDONIA	0	11	-	0	207	-
AMERICAN SAMOA	0	20,000	-	0	37,514	-
SAMOA	0	40,101	-	0	17,031	-
SOLOMON ISLANDS	7,098	0	-100.00	16,432	0	-100.00
TONGA	34	0	-100.00	27	0	-100.00

TABEL 5. PERKEMBANGAN EKSPOR INDONESIA MENURUT KOMODITI DAN NEGARA TUJUAN

JENIS BARANG	BERAT BERSIH (KG)		PERUB	NILAI FOB (US \$)		PERUB
	JAN-MEI 2008	JAN-MEI 2009	%	JAN-MEI 2008	JAN-MEI 2009	%
(1)	(2)	(3)	(4)	(5)	(6)	(7)
EAST TIMOR	0	42,924	-	0	16,807	-
UNITED STATES	17,914,080	17,381,772	-2.97	31,772,830	19,086,857	-39.93
CANADA	1,925,675	3,270,975	69.86	2,808,732	3,522,476	25.41
MEXICO	217,199	890,844	310.15	421,371	850,729	101.90
GUATEMALA	173,800	82,879	-52.31	102,250	37,124	-63.69
PANAMA	22,000	4,500	-79.55	46,570	57,259	22.95
CHILE	379,999	227,699	-40.08	288,870	185,434	-35.81
VENEZUELA	24,000	151,200	530.00	74,050	73,775	-0.37
ARGENTINA	916,213	873,724	-4.64	1,242,769	796,451	-35.91
BRAZIL	1,825,696	2,560,061	40.22	2,477,057	3,477,427	40.39
COLOMBIA	340,557	544,473	59.88	686,929	721,171	4.98
BOLIVIA	20,000	0	-100.00	47,500	0	-100.00
URUGUAY	1,500	1,500	0.00	257,782	384,750	49.25
PARAGUAY	64,800	0	-100.00	36,271	0	-100.00
ECUADOR	18,000	0	-100.00	20,520	0	-100.00
PERU	199,900	400,006	100.10	241,768	442,062	82.85
TRINIDAD AND TOBAGO	174	0	-100.00	1,375	0	-100.00
JAMAICA	14,837	11,999	-19.13	23,902	14,091	-41.05
DOMINICAN REPUBLIC	18,000	103,200	473.33	35,608	120,677	238.90
EL SALVADOR	21,000	0	-100.00	40,577	0	-100.00
COSTA RICA	300	0	-100.00	2,103	0	-100.00
DOMINICA	21,600	41,600	92.59	11,818	19,067	61.34
UNITED KINGDOM	3,792,850	2,284,989	-39.76	6,257,012	2,925,925	-53.24
NETHERLANDS	21,114,145	14,883,090	-29.51	29,260,946	18,788,597	-35.79
FRANCE	1,033,729	1,336,572	29.30	1,852,815	1,143,557	-38.28
GERMANY, FED. REP. OF	6,921,511	6,832,257	-1.29	12,398,550	11,711,626	-5.54
AUSTRIA	332	0	-100.00	16,504	0	-100.00
BELGIUM	17,228,228	6,796,235	-60.55	27,916,857	15,416,871	-44.78
SWITZERLAND	143,203	7,011	-95.10	380,485	78,942	-79.25
DENMARK	685,310	1,346,740	96.52	654,840	1,014,659	54.95
NORWAY	99,064	61,965	-37.45	143,482	34,080	-76.25
SWEDEN	632,000	488,000	-22.78	1,002,931	728,196	-27.39
FINLAND	1,002,800	837,000	-16.53	1,330,821	1,284,435	-3.49
IRELAND	133,000	154,224	15.96	682,252	231,336	-66.09
ITALY	2,060,476	1,675,147	-18.70	3,318,142	1,804,915	-45.60
SPAIN	3,816,607	6,131,084	60.64	5,599,978	5,999,677	7.19
PORTUGAL	380,000	277,620	-26.94	543,460	235,402	-56.68
GREECE	345,060	92,539	-73.18	462,428	103,257	-77.67
DEMOCRATIC REPUBLIC OF THE	163,062	86,800	-46.77	245,548	137,560	-43.98
HUNGARY	29,400	58,803	100.01	68,062	147,040	116.04
POLAND	2,777,000	929,498	-66.53	3,782,993	1,434,725	-62.07
ROMANIA	7,096	105,000	1,379.71	12,117	118,227	875.71
BULGARIA	146,360	78,074	-46.66	285,642	54,486	-80.93
BELARUS	0	39,960	-	0	21,479	-
TURKMENISTAN	14,000	0	-100.00	59,890	0	-100.00
UKRAINE	393,000	757,500	92.75	717,625	1,039,254	44.82
LITHUANIA	410,980	2,678,460	551.73	707,544	1,961,711	177.26
LATVIA	35,000	0	-100.00	57,560	0	-100.00
ESTONIA	160,396	53,500	-66.65	147,749	66,324	-55.11
CROATIA	0	52,500	-	0	80,063	-
SLOVENIA	659,999	216,000	-67.27	963,881	369,077	-61.71
CZECH REPUBLIC	143,000	155,000	8.39	201,001	166,559	-17.14
RUSSIA FEDERATION	5,332,418	2,703,999	-49.29	7,259,686	2,783,651	-61.66
-LAINNYA	97,258,141	57,492,291	-40.89	78,950,326	25,301,804	-67.95
JAPAN	6,032,446	2,189	-99.96	5,132,925	75,405	-98.53
HONG KONG	322,133	1,875	-99.42	426,337	7,538	-98.23
KOREA, REPUBLIC OF	28,037,532	22,241,131	-20.67	22,720,839	8,846,936	-61.06
TAIWAN	43,267	1,077	-97.51	65,132	4,711	-92.77
CHINA	634,211	120,118	-81.06	819,873	126,149	-84.61
THAILAND	26,253,689	214,241	-99.18	21,908,482	245,578	-98.88
SINGAPORE	20,814,456	33,736,064	62.08	16,395,118	14,532,409	-11.36
PHILIPPINES	400,618	861,558	115.06	363,068	911,056	150.93
MALAYSIA	9,381,173	94,296	-98.99	6,631,365	164,298	-97.52
BRUNEI DARUSSALAM	17,014	17,051	0.22	18,440	15,878	-13.89
VIET NAM	17,479	17,261	-1.25	33,967	37,030	9.02
MALDIVES	311	0	-100.00	239	0	-100.00
INDIA	3,346	1,337	-60.04	13,687	1,885	-86.23
PAKISTAN	1,298	0	-100.00	5,979	0	-100.00
BANGLADESH	47,999	61,962	29.09	80,840	132,448	63.84
SRI LANKA	5,862	1,411	-75.93	12,628	3,122	-75.28
IRAN (ISLAMIC REPUBLIC OF)	0	58	-	0	5	-
JORDAN	0	27,153	-	0	35,585	-
LEBANON	0	14,475	-	0	28,053	-
YEMEN	0	29,811	-	0	52,181	-
TURKEY	2,232	0	-100.00	3,030	0	-100.00
UNITED ARAB EMIRATES	288	5,027	1,645.49	1,073	6,456	501.68
MAURITIUS	0	12,112	-	0	23,140	-

TABEL 5. PERKEMBANGAN EKSPOR INDONESIA MENURUT KOMODITI DAN NEGARA TUJUAN

JENIS BARANG	BERAT BERSIH (KG)		PERUB	NILAI FOB (US \$)		PERUB
	JAN-MEI 2008	JAN-MEI 2009	%	JAN-MEI 2008	JAN-MEI 2009	%
(1)	(2)	(3)	(4)	(5)	(6)	(7)
AUSTRALIA	232,427	16,154	-93.05	311,928	25,908	-91.69
NEW ZEALAND	2,862	0	-100.00	9,646	0	-100.00
FIJI	324	11,893	3,570.68	1,318	20,250	1,436.42
UNITED STATES	5,006,729	3,987	-99.92	3,971,472	5,762	-99.85
CANADA	25	0	-100.00	3	0	-100.00
NETHERLANDS	1	28	2,700.00	2	14	600.00
FRANCE	11	0	-100.00	70	0	-100.00
GERMANY, FED. REP. OF	403	22	-94.54	22,535	7	-99.97
ITALY	5	0	-100.00	330	0	-100.00
PUPUK	61,380,512	133,100,273	116.84	18,899,566	53,337,670	182.22
JAPAN	16,642,892	10,639,444	-36.07	2,384,164	1,593,018	-33.18
HONG KONG	229	699	205.24	466	1,105	137.12
KOREA, REPUBLIC OF	880,070	7,102,932	707.09	87,334	2,269,248	2,498.36
TAIWAN	432,229	6,866,010	1,488.51	87,339	1,903,403	2,079.33
CHINA	58,750	6,360,500	10,726.38	19,600	3,795,358	19,264.07
PAPUA NEW GUINEA	0	39,999	-	0	23,000	-
THAILAND	58	6,571,371	11,329,850.00	40	1,880,058	4,700,045.00
SINGAPORE	273,000	1,112,166	307.39	28,635	366,508	1,179.93
PHILIPPINES	7,822,636	15,873,712	102.92	2,377,504	4,460,707	87.62
MALAYSIA	3,261,057	60,353,817	1,750.74	857,778	28,895,601	3,268.66
MYANMAR (FORM. BURMA)	600,000	500,000	-16.67	320,205	272,050	-15.04
BRUNEI DARUSSALAM	60,631	0	-100.00	3,028	0	-100.00
VIET NAM	1,725,000	11,714,423	579.10	212,975	5,354,096	2,413.96
MALDIVES	5,428	0	-100.00	4,132	0	-100.00
INDIA	100	650,000	649,900.00	320	578,500	180,681.25
BANGLADESH	3,000,000	43,000	-98.57	970,500	23,586	-97.57
KUWAIT	0	22,999	-	0	11,362	-
JORDAN	66,000	0	-100.00	47,520	0	-100.00
OMAN	66,000	173,250	162.50	13,530	16,800	24.17
TURKEY	0	60,000	-	0	45,055	-
UNITED ARAB EMIRATES	24,000	0	-100.00	4,920	0	-100.00
KENYA	345,000	689,999	100.00	211,025	456,573	116.36
SOUTH AFRICA	0	150,000	-	0	116,637	-
AUSTRALIA	3,689,999	3,027,499	-17.95	1,208,852	892,656	-26.16
NEW ZEALAND	396,000	524,999	32.58	70,614	139,500	97.55
EAST TIMOR	0	80,000	-	0	44,036	-
UNITED STATES	20,961,252	171,724	-99.18	9,291,361	62,352	-99.33
BRAZIL	86,184	0	-100.00	308,807	0	-100.00
NETHERLANDS	20,000	57,450	187.25	10,905	35,760	227.92
FRANCE	66,000	0	-100.00	8,580	0	-100.00
LUXEMBOURG	0	1,000	-	0	157	-
IRELAND	110,000	264,000	140.00	21,450	72,600	238.46
MALTA	0	49,280	-	0	27,944	-
RUSSIA FEDERATION	787,997	0	-100.00	347,982	0	-100.00
PRODUK PHARMASI	4,715,124	4,640,894	-1.57	72,527,712	79,180,407	9.17
JAPAN	83,684	74,478	-11.00	5,640,100	7,741,510	37.26
HONG KONG	55,027	84,687	53.90	988,565	1,932,812	95.52
KOREA, REPUBLIC OF	63,607	39,011	-38.67	8,838,147	7,108,482	-19.57
TAIWAN	1,967	6,459	228.37	105,383	509,925	383.88
CHINA	36,557	26,042	-28.76	766,470	206,007	-73.12
MONGOLIA	27,509	34,554	25.61	267,519	149,831	-43.99
MACAU	1,053	28,193	2,577.40	59,584	5,921	-90.06
PAPUA NEW GUINEA	4,553	398	-91.26	14,030	39,711	183.04
THAILAND	570,245	861,555	51.09	6,481,300	7,618,680	17.55
SINGAPORE	210,548	203,866	-3.17	1,951,162	2,130,250	9.18
PHILIPPINES	654,398	728,303	11.29	7,648,815	12,844,496	67.93
MALAYSIA	524,339	432,728	-17.47	2,950,075	2,212,498	-25.00
MYANMAR (FORM. BURMA)	491,844	576,004	17.11	2,172,916	2,363,515	8.77
CAMBODIA	90,113	104,784	16.28	1,419,895	1,233,545	-13.12
BRUNEI DARUSSALAM	21,927	8,135	-62.90	54,340	42,456	-21.87
NEPAL	3,355	2,701	-19.49	461,052	151,398	-67.16
VIET NAM	112,519	118,430	5.25	3,859,562	3,718,544	-3.65
MALDIVES	0	30	-	0	3,180	-
INDIA	4,014	4,989	24.29	8,469,670	9,663,414	14.09
PAKISTAN	71,959	41,943	-41.71	308,151	509,502	65.34
BANGLADESH	40,115	0	-100.00	25,364	0	-100.00
SRI LANKA	248,739	247,357	-0.56	1,857,840	1,507,742	-18.84
AFGHANISTAN	40,010	67,065	67.62	197,535	109,011	-44.81
SAUDI ARABIA	697	6,470	828.26	1,170	4,027	244.19
JORDAN	8,752	0	-100.00	49,674	0	-100.00
LEBANON	140	0	-100.00	8,050	0	-100.00
YEMEN	1,485	0	-100.00	76,985	0	-100.00
SYRIA ARAB REPUBLIC	0	1,502	-	0	61,599	-
TURKEY	0	1,123	-	0	253,000	-
UNITED ARAB EMIRATES	9,386	5,979	-36.30	85,415	32,597	-61.84
QATAR	0	1,537	-	0	17,900	-

TABEL 5. PERKEMBANGAN EKSPOR INDONESIA MENURUT KOMODITI DAN NEGARA TUJUAN

JENIS BARANG	BERAT BERSIH (KG)		PERUB	NILAI FOB (US \$)		PERUB
	JAN-MEI 2008	JAN-MEI 2009	%	JAN-MEI 2008	JAN-MEI 2009	%
(1)	(2)	(3)	(4)	(5)	(6)	(7)
BAHRAIN	605	586	-3.14	12,192	12,788	4.89
EGYPT	5	32,089	641,680.00	4	21,887	547,075.00
LIBYAN ARAB JAMAHIRIYA	6,388	162	-97.46	22,139	16,473	-25.59
ALGERIA	1,746	872	-50.06	461,500	227,300	-50.75
ERITREA	0	1,131	-	0	68,202	-
ETHIOPIA	7,287	0	-100.00	379,071	0	-100.00
TANZANIA, UNITED REPUBLIC O	5,517	0	-100.00	5,257	0	-100.00
MADAGASCAR	0	507	-	0	30,564	-
KENYA	2,279	2,262	-0.75	129,020	193,435	49.93
EQUATORIAL GUINEA	14,436	302	-97.91	166,056	18,252	-89.01
TOGO	62,212	55,433	-10.90	427,460	615,143	43.91
GHANA	6,669	230	-96.55	97,451	862	-99.12
LIBERIA	602	0	-100.00	31,339	0	-100.00
CAMEROON	2,683	10,782	301.86	445,000	654,921	47.17
NIGERIA	539,208	336,123	-37.66	5,683,968	7,321,042	28.80
GABON	12,380	0	-100.00	136,741	0	-100.00
COTE D'IVOIRE	1,020	21,429	2,000.88	26,313	984,356	3,640.95
SENEGAL	385	3,491	806.75	20,020	35,376	76.70
MAURITANIA	229	0	-100.00	24,102	0	-100.00
MALI	1,924	280	-85.45	100,100	16,900	-83.12
BENIN	37,583	17,012	-54.73	295,980	69,622	-76.48
GAMBIA	0	404	-	0	25,439	-
SEYCHELLES	526	1,884	258.17	1,044	3,729	257.18
UGANDA	2,008	1,481	-26.25	104,489	89,401	-14.44
CENTRAL AFRICAN REPUBLIC	296	0	-100.00	15,400	0	-100.00
NIGER	2,763	0	-100.00	220,277	0	-100.00
CHAD	13,748	141	-98.97	10,275	10,000	-2.68
DJIBOUTI	0	4,469	-	0	24,863	-
SOUTH AFRICA	6,495	8,469	30.39	65,286	179,491	174.93
ZIMBABWE	2,847	0	-100.00	162,691	0	-100.00
ZAMBIA	1,164	1,601	37.54	60,561	86,520	42.86
MALAWI	7,431	0	-100.00	480,172	0	-100.00
BURUNDI	840	0	-100.00	48,300	0	-100.00
MAURITIUS	1,257	447	-64.44	19,276	10,575	-45.14
AUSTRALIA	213,596	215,779	1.02	4,309,858	3,797,917	-11.88
NEW ZEALAND	59,265	36,482	-38.44	611,130	463,226	-24.20
NORTHERN MARIANA ISLANDS	0	255	-	0	752	-
COOK ISLANDS	7,003	1,655	-76.37	8,227	2,216	-73.06
FIJI	168	1,749	941.07	2,280	11,580	407.89
SAMOA	0	1,415	-	0	1,008	-
EAST TIMOR	27,756	8,354	-69.90	122,236	16,374	-86.60
UNITED STATES	157,635	92,773	-41.15	96,179	89,608	-6.83
CANADA	7,502	0	-100.00	20,000	0	-100.00
MEXICO	935	1,663	77.86	283,136	224,292	-20.78
SURINAME	608	4,402	624.01	1,034	20,973	1,928.34
ECUADOR	17,013	0	-100.00	353,365	0	-100.00
BARBADOS	98	86	-12.24	133	144	8.27
UNITED KINGDOM	10,761	4,072	-62.16	270,240	163,370	-39.55
NETHERLANDS	7,907	3,791	-52.06	126,210	496,299	293.23
FRANCE	31,898	1,169	-96.34	365,252	133,478	-63.46
GERMANY, FED. REP. OF	16,478	22,099	34.11	514,308	285,089	-44.57
AUSTRIA	2,657	0	-100.00	85,890	0	-100.00
BELGIUM	1,769	791	-55.29	17,258	851	-95.07
SWITZERLAND	4,080	26,509	549.73	12,771	104,745	720.18
DENMARK	106	0	-100.00	18,963	0	-100.00
NORWAY	211	42	-80.09	14,443	60	-99.58
SWEDEN	356	0	-100.00	14,414	0	-100.00
FINLAND	12	0	-100.00	10	0	-100.00
SPAIN	6	0	-100.00	1	0	-100.00
PORTUGAL	1,752	0	-100.00	1,882	0	-100.00
DEMOCRATIC REPUBLIC OF THE	1,073	0	-100.00	178,000	0	-100.00
POLAND	18,192	0	-100.00	290,068	0	-100.00
ROMANIA	2,647	1,817	-31.36	262,486	145,323	-44.64
TAJKIKISTAN	180	358	98.89	8,701	18,370	111.13
UZBEKISTAN	2,175	5,431	149.70	117,984	310,429	163.11
RUSSIA FEDERATION	210	292	39.05	11,000	5,609	-49.01
KULIT DAN BARANG DARI KULI'	5,175,003	3,578,645	-30.85	103,442,313	66,017,365	-36.18
JAPAN	101,119	97,639	-3.44	2,327,380	1,639,446	-29.56
HONG KONG	1,014,908	1,032,491	1.73	18,823,658	16,520,012	-12.24
KOREA, REPUBLIC OF	149,392	197,768	32.38	1,624,951	1,926,162	18.54
TAIWAN	38,093	68,006	78.53	779,785	901,475	15.61
CHINA	1,217,913	438,397	-64.00	22,834,626	8,249,760	-63.87
MACAU	1,439	1,170	-18.69	58,261	40,452	-30.57
PAPUA NEW GUINEA	120	9,259	7,615.83	449	3,180	608.24
THAILAND	185,692	223,450	20.33	3,769,189	3,448,236	-8.52
SINGAPORE	289,983	256,197	-11.65	6,934,278	3,598,812	-48.10
PHILIPPINES	7,317	10,812	47.77	145,295	85,046	-41.47

TABEL 5. PERKEMBANGAN EKSPOR INDONESIA MENURUT KOMODITI DAN NEGARA TUJUAN

JENIS BARANG	BERAT BERSIH (KG)		PERUB %	NILAI FOB (US \$)		PERUB %
	JAN-MEI 2008	JAN-MEI 2009		JAN-MEI 2008	JAN-MEI 2009	
	(1)	(2)	(3)	(4)	(5)	(6)
MALAYSIA	426,598	340,786	-20.12	7,792,802	5,791,320	-25.68
MYANMAR (FORM. BURMA)	173	0	-100.00	375	0	-100.00
CAMBODIA	0	4,119	-	0	105,596	-
BRUNEI DARUSSALAM	434	148	-65.90	863	1,795	108.00
NEPAL	27	12	-55.56	2,940	1,975	-32.82
VIET NAM	248,689	126,681	-49.06	5,205,523	3,211,536	-38.31
MALDIVES	656	633	-3.51	6,548	22,187	238.84
INDIA	303,683	138,520	-54.39	4,326,172	2,494,891	-42.33
PAKISTAN	2,518	274	-89.12	46,437	8,583	-81.52
SRI LANKA	12,715	13,374	5.18	79,323	214,935	170.96
IRAN (ISLAMIC REPUBLIC OF)	13,540	13,216	-2.39	37,173	51,791	39.32
SAUDI ARABIA	740	468	-36.76	21,076	3,556	-83.13
ISRAEL	308	0	-100.00	960	0	-100.00
LEBANON	0	36	-	0	309	-
SYRIA ARAB REPUBLIC	106	197	85.85	600	1,080	80.00
TURKEY	0	8,279	-	0	37,662	-
UNITED ARAB EMIRATES	3,320	1,053	-68.28	13,015	13,979	7.41
CYPRUS	233	171	-26.61	1,354	1,763	30.21
EGYPT	916	0	-100.00	3,951	0	-100.00
MOROCCO	107	0	-100.00	642	0	-100.00
NAMIBIA	0	311	-	0	721	-
TANZANIA, UNITED REPUBLIC O	8	4	-50.00	13	68	423.08
MADAGASCAR	0	406	-	0	1,453	-
KENYA	0	15	-	0	412	-
REUNION	239	54	-77.41	1,515	3,231	113.27
CAMEROON	1,561	0	-100.00	3,371	0	-100.00
SENEGAL	0	3	-	0	10	-
SEYCHELLES	67	161	140.30	105	448	326.67
SOUTH AFRICA	1,334	8	-99.40	2,419	168	-93.05
MAURITIUS	913	101	-88.94	2,649	374	-85.88
VIRGIN ISLANDS (BRITISH)	34	0	-100.00	214	0	-100.00
AUSTRALIA	19,042	40,923	114.91	372,034	577,239	55.16
NEW ZEALAND	2,582	4,254	64.76	36,310	81,682	124.96
GUAM	135	41	-69.63	642	481	-25.08
NEW CALEDONIA	430	580	34.88	1,673	4,730	182.73
VANUATU	0	794	-	0	980	-
AMERICAN SAMOA	612	0	-100.00	4,117	0	-100.00
FIJI	47	823	1,651.06	90	15,096	16,673.33
EAST TIMOR	0	509	-	0	957	-
UNITED STATES	268,556	248,869	-7.33	9,872,312	8,823,057	-10.63
CANADA	1,736	1,621	-6.62	10,609	57,103	438.25
MEXICO	2,363	843	-64.33	83,484	26,216	-68.60
PANAMA	159	4	-97.48	299	380	27.09
CHILE	2	458	22,800.00	3	1,590	52,900.00
ARGENTINA	101	0	-100.00	247	0	-100.00
URUGUAY	0	211	-	0	1,626	-
JAMAICA	0	21	-	0	50	-
PUERTO RICO	41	31	-24.39	288	460	59.72
BELIZE	1,062	0	-100.00	2,677	0	-100.00
DOMINICAN REPUBLIC	1,517	884	-41.73	2,422	1,641	-32.25
COSTA RICA	119	0	-100.00	300	0	-100.00
HAITI	0	451	-	0	868	-
BARBADOS	0	2	-	0	105	-
BERMUDA	166	0	-100.00	790	0	-100.00
FRENCH POLYNESIA	322	141	-56.21	592	142	-76.01
MARTINIQUE	175	70	-60.00	1,634	105	-93.57
NETHERLANDS ANTILLES	1,667	490	-70.61	2,106	8,191	288.94
UNITED KINGDOM	15,621	14,315	-8.36	367,389	199,581	-45.68
NETHERLANDS	43,346	20,198	-53.40	479,007	345,277	-27.92
FRANCE	23,686	15,030	-36.54	501,633	217,572	-56.63
GERMANY, FED. REP. OF	86,766	71,941	-17.09	3,117,693	2,556,908	-17.99
AUSTRIA	675	4,839	616.89	13,046	137,929	957.25
BELGIUM	3,858	509	-86.81	5,065	3,716	-26.63
SWITZERLAND	582	594	2.06	17,788	11,702	-34.21
DENMARK	1,044	526	-49.62	21,255	6,700	-68.48
NORWAY	1,101	10,626	865.12	17,398	168,936	871.01
SWEDEN	4,173	466	-88.83	146,603	17,048	-88.37
FINLAND	77	27	-64.94	865	192	-77.80
IRELAND	0	262	-	0	369	-
ITALY	368,809	90,396	-75.49	10,473,941	3,410,199	-67.44
SPAIN	283,087	57,916	-79.54	2,799,640	885,274	-68.38
PORTUGAL	843	982	16.49	27,242	19,138	-29.75
GREECE	6,135	1,143	-81.37	19,543	6,636	-66.04
HUNGARY	645	116	-82.02	2,890	190	-93.43
POLAND	4,093	640	-84.36	168,049	31,507	-81.25
ROMANIA	0	27	-	0	109	-
BULGARIA	2,464	0	-100.00	3,638	0	-100.00
YUGOSLAVIA	0	1	-	0	10	-

TABEL 5. PERKEMBANGAN EKSPOR INDONESIA MENURUT KOMODITI DAN NEGARA TUJUAN

JENIS BARANG	BERAT BERSIH (KG)		PERUB %	NILAI FOB (US \$)		PERUB %
	JAN-MEI 2008	JAN-MEI 2009		JAN-MEI 2008	JAN-MEI 2009	
(1)	(2)	(3)	(4)	(5)	(6)	(7)
CROATIA	271	1,821	571.96	1,253	12,783	920.19
MALTA	935	0	-100.00	2,536	0	-100.00
SLOVAKIA	266	7	-97.37	12,560	337	-97.32
CZECH REPUBLIC	784	24	-96.94	2,611	129	-95.06
RUSSIA FEDERATION	13	0	-100.00	127	0	-100.00
KACA DAN BARANG DARI KACA	341,182,078	277,639,306	-18.62	189,899,707	135,995,286	-28.39
JAPAN	44,015,112	18,236,776	-58.57	35,260,889	13,369,581	-62.08
HONG KONG	573,704	610,584	6.43	1,289,627	442,565	-65.68
KOREA, DEMOCRATIC PEOPLE'S	0	14,288	-	0	10,319	-
KOREA, REPUBLIC OF	23,589,039	23,421,597	-0.71	8,868,288	5,867,706	-33.83
TAIWAN	3,894,691	3,892,019	-0.07	1,907,853	1,784,600	-6.46
CHINA	5,230,956	5,796,936	10.82	4,723,651	3,876,013	-17.94
MONGOLIA	7,731	0	-100.00	6,750	0	-100.00
MACAU	0	39	-	0	495	-
PAPUA NEW GUINEA	1,183,568	2,821,795	138.41	680,005	1,696,019	149.41
THAILAND	19,014,906	11,256,315	-40.80	7,870,454	5,132,011	-34.79
SINGAPORE	7,923,777	4,803,813	-39.37	4,353,784	4,568,993	4.94
PHILIPPINES	19,931,441	24,123,018	21.03	8,794,678	8,851,155	0.64
MALAYSIA	30,868,874	30,469,525	-1.29	13,140,637	10,902,226	-17.03
MYANMAR (FORM. BURMA)	1,008,964	1,854,318	83.78	458,563	508,891	10.98
CAMBODIA	2,870,537	118,424	-95.87	561,378	51,574	-90.81
BRUNEI DARUSSALAM	178,134	303,887	70.59	96,089	112,187	16.75
NEPAL	19,097	11,730	-38.58	16,513	11,520	-30.24
VIET NAM	10,153,852	18,422,545	81.43	7,243,704	6,759,014	-6.69
MALDIVES	370,529	35,270	-90.48	204,634	38,213	-81.33
INDIA	21,343,637	17,341,547	-18.75	10,407,408	9,011,353	-13.41
PAKISTAN	4,918,460	6,321,244	28.52	3,815,657	4,107,806	7.66
BANGLADESH	2,328,638	1,861,174	-20.07	1,191,034	776,368	-34.82
SRI LANKA	1,447,362	968,714	-33.07	526,920	363,094	-31.09
AFGHANISTAN	276,004	281,094	1.84	182,430	194,081	6.39
IRAQ	0	163,291	-	0	182,177	-
IRAN (ISLAMIC REPUBLIC OF)	626,452	258,062	-58.81	529,272	202,737	-61.70
SAUDI ARABIA	2,547,539	2,833,023	11.21	1,603,616	1,732,745	8.05
ISRAEL	243,916	404,212	65.72	154,253	223,905	45.15
KUWAIT	713,455	1,231,597	72.62	300,486	511,600	70.26
JORDAN	932,580	2,595,691	178.33	716,851	1,440,063	100.89
LEBANON	1,497,453	131,213	-91.24	597,188	70,543	-88.19
YEMEN	360,388	1,668,376	362.94	244,870	899,576	267.37
OMAN	128,252	150,465	17.32	80,950	84,147	3.95
SYRIA ARAB REPUBLIC	1,313,480	1,625,534	23.76	1,526,079	1,391,678	-8.81
TURKEY	8,053,832	3,712,592	-53.90	4,955,587	1,929,217	-61.07
UNITED ARAB EMIRATES	4,987,470	4,076,043	-18.27	3,288,088	2,509,785	-23.67
QATAR	223,629	674,274	201.51	194,857	188,448	-3.29
BAHRAIN	55,831	173,363	210.51	17,910	63,324	253.57
CYPRUS	56,716	29,260	-48.41	46,497	20,689	-55.50
EGYPT	6,017,665	7,739,309	28.61	3,778,269	4,254,922	12.62
LIBYAN ARAB JAMAHIRIYA	0	82,137	-	0	31,251	-
MOROCCO	176,936	78,542	-55.61	138,456	59,986	-56.68
TUNISIA	69,662	7,559	-89.15	39,568	21,769	-44.98
ALGERIA	1,703,807	2,166,210	27.14	903,473	949,183	5.06
SUDAN	262,919	660,005	151.03	118,892	447,224	276.16
LESOTHO	0	13,830	-	0	11,115	-
NAMIBIA	189	21,968	11,523.28	1,684	7,350	336.46
ETHIOPIA	113	99,920	88,324.78	195	55,800	28,515.38
TANZANIA, UNITED REPUBLIC O	43,896	107,705	145.36	15,346	39,518	157.51
MADAGASCAR	878,456	1,166,645	32.81	292,230	367,528	25.77
SOMALIA	0	22,010	-	0	16,804	-
KENYA	3,155,436	3,563,238	12.92	895,711	831,094	-7.21
REUNION	21,242	273,090	1,185.61	31,656	183,246	478.87
MOZAMBIQUE	43,629	11,947	-72.62	25,485	5,248	-79.41
BOTSWANA	0	67	-	0	281	-
TOGO	69,434	0	-100.00	69,800	0	-100.00
GHANA	697,537	213,840	-69.34	286,196	85,554	-70.11
LIBERIA	0	7	-	0	45	-
ANGOLA	522,998	807,715	54.44	177,179	387,459	118.68
CONGO	0	35,819	-	0	10,264	-
CAMEROON	161,002	44,152	-72.58	34,102	11,783	-65.45
NIGERIA	2,065,226	376,879	-81.75	930,378	150,158	-83.86
SIERRA LEONE	15	0	-100.00	13	0	-100.00
GABON	623	100	-83.95	1,058	309	-70.79
COTE D'IVOIRE	365,233	103,340	-71.71	142,967	53,794	-62.37
SENEGAL	192,341	172,743	-10.19	176,834	147,000	-16.87
BENIN	59,593	33,890	-43.13	17,632	15,000	-14.93
U.S. VIRGIN ISLANDS	1,695	180	-89.38	8,203	6,035	-26.43
SEYCHELLES	22,572	16,137	-28.51	22,970	62,775	173.29
UGANDA	20,372	241	-98.82	14,639	570	-96.11
DJIBOUTI	166,211	48,156	-71.03	54,824	26,530	-51.61

TABEL 5. PERKEMBANGAN EKSPOR INDONESIA MENURUT KOMODITI DAN NEGARA TUJUAN

JENIS BARANG	BERAT BERSIH (KG)		PERUB	NILAI FOB (US \$)		PERUB
	JAN-MEI 2008	JAN-MEI 2009	%	JAN-MEI 2008	JAN-MEI 2009	%
(1)	(2)	(3)	(4)	(5)	(6)	(7)
SOUTH AFRICA	5,969,727	5,444,765	-8.79	2,939,977	2,291,851	-22.05
ZIMBABWE	112,359	11,778	-89.52	71,602	5,964	-91.67
BURUNDI	19,473	0	-100.00	6,735	0	-100.00
MAURITIUS	208,968	418,536	100.29	125,294	163,605	30.58
RWANDA	19,473	0	-100.00	6,696	0	-100.00
VIRGIN ISLANDS (BRITISH)	40,561	373	-99.08	18,093	1,412	-92.20
AUSTRALIA	29,388,867	17,565,207	-40.23	15,974,577	11,121,090	-30.38
NEW ZEALAND	11,398,690	6,803,458	-40.31	4,140,440	2,264,321	-45.31
GUAM	930	2,024	117.63	3,156	4,797	52.00
PALAU	264	26	-90.15	754	521	-30.90
NEW CALEDONIA	145,783	71,222	-51.15	98,213	40,867	-58.39
SAINT VINCENT AND THE GREN.	267	23,144	8,568.16	263	8,599	3,169.58
VANUATU	1,038	64,798	6,142.58	1,278	46,619	3,547.81
WALLIS AND FUTUNA ISLANDS	97	80	-17.53	156	160	2.56
COOK ISLANDS	390	854	118.97	3,938	3,278	-16.76
FIJI	33,180	98,484	196.82	57,122	40,768	-28.63
SAMOA	320,502	323	-99.90	139,793	1,374	-99.02
SOLOMON ISLANDS	15,105	10,322	-31.67	3,176	5,976	88.16
TONGA	802	28	-96.51	1,001	55	-94.51
EAST TIMOR	169,703	305,870	80.24	123,846	249,882	101.77
UNITED STATES	7,364,596	4,670,472	-36.58	6,252,858	3,904,893	-37.55
CANADA	606,237	587,756	-3.05	556,489	312,512	-43.84
MEXICO	1,829,154	1,544,352	-15.57	947,915	958,531	1.12
GUATEMALA	339,826	738,114	117.20	275,844	262,938	-4.68
HONDURAS	40	68,216	170,440.00	26	26,040	100,053.85
NICARAGUA	29,772	545	-98.17	20,200	1,106	-94.52
PANAMA	1,271,765	1,299,536	2.18	887,731	653,553	-26.38
CUBA	21,667	17,688	-18.36	14,073	16,525	17.42
SURINAME	122,917	18,124	-85.26	79,759	11,916	-85.06
CHILE	399,084	1,483,681	271.77	277,693	698,664	151.60
VENEZUELA	225	26,001	11,456.00	1,360	99,486	7,215.15
ARGENTINA	214,133	500,986	133.96	140,416	371,682	164.70
BRAZIL	1,833,351	3,201,620	74.63	814,242	971,185	19.27
COLOMBIA	597,001	541,779	-9.25	477,448	319,262	-33.13
BOLIVIA	0	21,990	-	0	11,574	-
URUGUAY	21,503	46,711	117.23	14,803	25,631	73.15
PARAGUAY	0	64,335	-	0	20,838	-
ECUADOR	901,085	617,078	-31.52	436,499	211,822	-51.47
PERU	214,632	51,290	-76.10	119,199	43,947	-63.13
GUYANA	5,679	27,971	392.53	5,083	17,963	253.39
TRINIDAD AND TOBAGO	282,193	1,188,136	321.04	116,141	444,878	283.05
BAHAMAS	232	0	-100.00	264	0	-100.00
JAMAICA	105,244	64,384	-38.82	35,022	25,904	-26.04
PUERTO RICO	478,377	558,029	16.65	291,668	313,708	7.56
DOMINICAN REPUBLIC	601,016	326,539	-45.67	317,567	134,984	-57.49
EL SALVADOR	68,739	43,920	-36.11	23,036	15,839	-31.24
COSTA RICA	91,557	77,002	-15.90	50,624	40,966	-19.08
HAITI	36,603	738,806	1,918.43	17,261	213,473	1,136.74
BARBADOS	41,491	83,010	100.07	28,396	43,580	53.47
ANGUILLA	0	58	-	0	241	-
ARUBA	41,914	21,433	-48.86	23,494	13,931	-40.70
BERMUDA	1,261	29	-97.70	8,904	114	-98.72
CAPE VERDE	0	34,535	-	0	15,781	-
CAYMAN ISLANDS	284	0	-100.00	74	0	-100.00
DOMINICA	37,062	0	-100.00	12,261	0	-100.00
FRENCH GUIANA	822	3,922	377.13	2,968	15,059	407.38
FRENCH POLYNESIA	4,074	3,041	-25.36	8,819	4,924	-44.17
GRENADA	22,529	0	-100.00	6,947	0	-100.00
MARTINIQUE	407	1,128	177.15	1,510	1,901	25.89
NETHERLANDS ANTILLES	3,526	3,533	0.20	5,445	10,755	97.52
SAINT LUCIA	225	46,459	20,548.44	771	16,777	2,076.01
TURKS AND CAICOS ISLANDS	328	0	-100.00	703	0	-100.00
GUADELOUPE	2,115	2,997	41.70	5,161	5,715	10.73
SAINT KITTS AND NEVIS	173	0	-100.00	259	0	-100.00
UNITED KINGDOM	1,408,776	868,090	-38.38	2,089,740	1,109,477	-46.91
NETHERLANDS	594,664	807,575	35.80	780,232	813,201	4.23
FRANCE	484,701	500,330	3.22	935,822	1,040,564	11.19
GERMANY, FED. REP. OF	1,162,022	717,842	-38.22	1,571,662	1,074,712	-31.62
AUSTRIA	3,282	5,878	79.10	38,228	41,732	9.17
BELGIUM	63,160	91,619	45.06	157,863	166,495	5.47
SWITZERLAND	27,026	6,097	-77.44	137,405	31,719	-76.92
DENMARK	43,822	105,631	141.05	26,877	51,503	91.62
NORWAY	48,300	23,889	-50.54	32,999	15,368	-53.43
SWEDEN	67,270	29,664	-55.90	77,782	37,639	-51.61
FINLAND	66,589	312,766	369.70	75,426	225,197	198.57
IRELAND	288,733	111,517	-61.38	247,033	92,457	-62.57
ITALY	471,565	494,602	4.89	780,432	497,981	-36.19
SPAIN	23,946,672	8,614,150	-64.03	7,235,434	2,132,595	-70.53

TABEL 5. PERKEMBANGAN EKSPOR INDONESIA MENURUT KOMODITI DAN NEGARA TUJUAN

JENIS BARANG	BERAT BERSIH (KG)		PERUB %	NILAI FOB (US \$)		PERUB %
	JAN-MEI 2008	JAN-MEI 2009		JAN-MEI 2008	JAN-MEI 2009	
(1)	(2)	(3)	(4)	(5)	(6)	(7)
PORTUGAL	1,022,501	106,238	-89.61	430,358	70,521	-83.61
GREECE	1,070,854	243,513	-77.26	430,561	165,503	-61.56
DEMOCRATIC REPUBLIC OF THE	0	97,133	-	0	64,709	-
HUNGARY	11,558	22,635	95.84	9,453	95,003	905.00
POLAND	1,955,188	2,014,974	3.06	1,316,135	1,526,242	15.96
ROMANIA	264,906	431,709	62.97	188,646	378,802	100.80
BULGARIA	125,975	488,747	287.97	75,467	208,918	176.83
YUGOSLAVIA	131	328	150.38	176	714	305.68
ALBANIA	0	38,161	-	0	20,462	-
AZERBAIJAN	0	3	-	0	15	-
BELARUS	0	7,505	-	0	7,003	-
KAZAKHSTAN	165,803	62,031	-62.59	239,365	87,423	-63.48
UKRAINE	762,207	208,212	-72.68	1,044,857	360,155	-65.53
LITHUANIA	65,044	19,487	-70.04	85,306	26,893	-68.47
LATVIA	0	620	-	0	3,479	-
ESTONIA	1,121	1,141	1.78	4,636	2,615	-43.59
GEORGIA	0	134,662	-	0	42,766	-
CROATIA	517,137	136,966	-73.51	304,872	108,030	-64.57
BOSNIA AND HERZEGOVINA	371,449	205,286	-44.73	229,213	173,938	-24.12
MALTA	14,799	4,301	-70.94	14,970	9,981	-33.33
SLOVAKIA	766	0	-100.00	1,601	0	-100.00
SLOVENIA	966	2,216	129.40	1,515	3,793	150.36
CZECH REPUBLIC	185,427	127,037	-31.49	142,328	106,179	-25.40
RUSSIA FEDERATION	921,838	489,224	-46.93	1,163,060	565,752	-51.36
KERTAS DAN BARANG DARI KE	1,756,571,376	1,733,492,661	-1.31	1,606,940,004	1,310,855,757	-18.43
JAPAN	147,366,752	175,239,655	18.91	151,515,352	161,842,347	6.82
HONG KONG	44,660,660	37,524,802	-15.98	37,214,198	29,799,322	-19.92
KOREA, DEMOCRATIC PEOPLE'S	0	1,850	-	0	4,636	-
KOREA, REPUBLIC OF	34,101,650	27,581,967	-19.12	30,363,825	22,984,247	-24.30
TAIWAN	57,878,631	56,683,527	-2.06	43,631,330	28,560,244	-34.54
CHINA	126,293,059	95,087,728	-24.71	100,315,379	54,056,922	-46.11
MONGOLIA	7,393	103,520	1,300.24	14,400	54,557	278.87
MACAU	977	259,558	26,466.84	163	137,879	84,488.34
PAPUA NEW GUINEA	1,745,850	1,552,644	-11.07	2,118,350	1,389,606	-34.40
THAILAND	44,918,649	37,342,265	-16.87	44,233,015	29,813,475	-32.60
SINGAPORE	82,401,474	66,042,869	-19.85	61,762,530	43,880,754	-28.95
PHILIPPINES	37,668,563	47,043,690	24.89	37,137,723	30,838,692	-16.96
MALAYSIA	152,806,657	160,768,707	5.21	135,373,805	106,279,744	-21.49
MYANMAR (FORM. BURMA)	17,831,949	15,746,372	-11.70	12,843,436	9,186,945	-28.47
CAMBODIA	4,331,088	6,378,324	47.27	4,140,113	4,459,251	7.71
BRUNEI DARUSSALAM	445,149	437,320	-1.76	508,954	614,705	20.78
LAO PEOPLE'S DEMOCRATIC RE	16,695	32,289	93.41	10,672	21,004	96.81
NEPAL	60,661	41,520	-31.55	352,296	757,963	115.15
VIET NAM	94,930,236	102,905,152	8.40	79,671,059	67,913,784	-14.76
MALDIVES	518,419	333,292	-35.71	608,505	370,267	-39.15
INDIA	38,487,846	32,794,523	-14.79	29,790,407	25,964,381	-12.84
PAKISTAN	29,136,832	39,897,256	36.93	27,590,897	26,069,053	-5.52
BANGLADESH	14,600,020	20,391,310	39.67	13,072,174	12,976,815	-0.73
SRI LANKA	26,774,869	28,291,865	5.67	19,497,303	17,521,235	-10.14
AFGHANISTAN	231,764	32,593	-85.94	405,553	181,657	-55.21
IRAQ	24,140	16,166	-33.03	36,627	12,609	-65.57
IRAN (ISLAMIC REPUBLIC OF)	65,124,568	44,466,513	-31.72	57,147,540	33,795,011	-40.86
SAUDI ARABIA	59,318,543	49,595,410	-16.39	55,981,268	33,121,660	-40.83
ISRAEL	667,085	17,937	-97.31	595,647	20,819	-96.50
KUWAIT	7,245,116	4,044,492	-44.18	7,499,448	3,974,827	-47.00
JORDAN	14,545,030	14,199,116	-2.38	14,326,633	10,487,343	-26.80
LEBANON	3,966,252	12,362,152	211.68	4,433,714	7,019,677	58.32
YEMEN	11,686,837	10,537,783	-9.83	11,053,634	7,199,423	-34.87
OMAN	4,346,914	5,211,313	19.89	4,410,982	4,412,983	0.05
SYRIA ARAB REPUBLIC	8,409,575	10,238,986	21.75	8,045,421	7,350,250	-8.64
TURKEY	24,165,620	33,779,853	39.78	21,918,340	19,642,501	-10.38
UNITED ARAB EMIRATES	50,720,802	66,546,618	31.20	50,827,015	51,776,671	1.87
QATAR	3,588,495	3,359,416	-6.38	4,169,205	3,363,256	-19.33
BAHRAIN	3,599,378	3,410,903	-5.24	3,844,737	3,103,084	-19.29
CYPRUS	1,583,109	3,718,092	134.86	1,638,616	2,920,931	78.26
EGYPT	20,647,289	25,387,232	22.96	19,540,134	18,438,880	-5.64
LIBYAN ARAB JAMAHIRIYA	3,673,793	3,852,047	4.85	3,532,909	3,127,064	-11.49
MOROCCO	314,023	560,436	78.47	449,994	455,838	1.30
TUNISIA	451,225	1,030,140	128.30	428,781	896,222	109.02
ALGERIA	20,000	9	-99.96	15,200	88	-99.42
SUDAN	13,677,273	11,079,823	-18.99	13,642,797	8,385,131	-38.54
ERITREA	49,575	82,625	66.67	48,583	77,667	59.86
NAMIBIA	48	71,747	149,372.92	169	102,430	60,509.47
ETHIOPIA	162,918	1,104,035	577.66	193,268	504,477	161.02
TANZANIA, UNITED REPUBLIC O	673,559	1,136,638	68.75	626,087	921,846	47.24
MADAGASCAR	2,306,965	782,196	-66.09	2,613,297	730,807	-72.04
SOMALIA	126,530	309,814	144.85	384,667	323,016	-16.03

TABEL 5. PERKEMBANGAN EKSPOR INDONESIA MENURUT KOMODITI DAN NEGARA TUJUAN

JENIS BARANG	BERAT BERSIH (KG)		PERUB	NILAI FOB (US \$)		PERUB
	JAN-MEI 2008	JAN-MEI 2009	%	JAN-MEI 2008	JAN-MEI 2009	%
(1)	(2)	(3)	(4)	(5)	(6)	(7)
KENYA	4,001,324	5,683,857	42.05	3,681,634	3,861,263	4.88
REUNION	5,123,758	1,205,086	-76.48	4,382,677	1,242,145	-71.66
MOZAMBIQUE	774,309	693,952	-10.38	781,623	644,879	-17.49
EQUATORIAL GUINEA	56,573	37,166	-34.30	54,434	27,009	-50.38
TOGO	5,061,122	6,004,173	18.63	5,569,621	5,644,378	1.34
GHANA	7,928,882	6,590,993	-16.87	7,177,955	5,045,095	-29.71
LIBERIA	294,803	220,159	-25.32	290,010	205,934	-28.99
GUINEA	1,522,490	773,924	-49.17	1,551,019	700,789	-54.82
ANGOLA	866,299	295,425	-65.90	866,881	302,959	-65.05
CONGO	2,028,356	1,527,492	-24.69	2,134,439	1,410,819	-33.90
CAMEROON	2,825,170	3,079,261	8.99	3,150,397	2,265,553	-28.09
NIGERIA	42,046,348	25,566,029	-39.20	37,361,259	17,686,268	-52.66
SIERRA LEONE	559,008	562,905	0.70	612,833	540,379	-11.82
GABON	246,904	361,230	46.30	307,521	360,556	17.25
COTE D'IVOIRE	822,169	2,337,476	184.31	771,804	1,996,538	158.68
SENEGAL	1,744,629	1,106,437	-36.58	1,722,620	842,490	-51.09
MAURITANIA	884,097	401,326	-54.61	971,212	386,367	-60.22
MALI	54,859	40,012	-27.06	47,686	30,612	-35.81
BENIN	1,897,466	3,580,651	88.71	1,913,116	3,246,620	69.70
BURKINA FASO	6,453	53,743	732.84	9,032	37,247	312.39
GAMBIA	102,471	127,742	24.66	97,822	90,604	-7.38
U.S. VIRGIN ISLANDS	34	0	-100.00	20	0	-100.00
SEYCHELLES	38,575	21,035	-45.47	47,299	20,723	-56.19
UGANDA	275,161	285,179	3.64	334,801	297,691	-11.08
NIGER	55,109	4,625	-91.61	65,759	6,050	-90.80
DJIBOUTI	14,954,493	7,029,296	-53.00	13,796,291	5,623,095	-59.24
SAO TOME AND PRINCIPE	14,967	18,549	23.93	14,500	13,982	-3.57
SWAZILAND	0	60	-	0	825	-
SOUTH AFRICA	34,074,689	25,343,303	-25.62	24,990,429	17,711,791	-29.13
ZIMBABWE	15,314	50,823	231.87	24,398	25,412	4.16
ZAMBIA	19,510	0	-100.00	41,276	0	-100.00
MALAWI	33,994	73,627	116.59	33,124	64,366	94.32
COMOROS	93,275	54,087	-42.01	113,013	51,897	-54.08
MAURITIUS	7,709,011	6,056,968	-21.43	5,749,976	3,675,379	-36.08
VIRGIN ISLANDS (BRITISH)	483	88,232	18,167.49	1,768	45,650	2,482.01
AUSTRALIA	68,349,438	52,104,726	-23.77	68,509,192	51,163,035	-25.32
NEW ZEALAND	11,778,078	10,096,164	-14.28	10,712,512	9,700,552	-9.45
GUAM	47,260	267,590	466.21	79,165	285,443	260.57
PALAU	142	752	429.58	323	11,569	3,481.73
NEW CALEDONIA	665,083	675,404	1.55	766,059	624,260	-18.51
NORTHERN MARIANA ISLANDS	3,399	0	-100.00	5,119	0	-100.00
VANUATU	58,581	55,679	-4.95	79,998	67,983	-15.02
WALLIS AND FUTUNA ISLANDS	0	602	-	0	788	-
AMERICAN SAMOA	426	19,317	4,434.51	2,444	16,827	588.50
COOK ISLANDS	5,893	18,730	217.83	17,319	37,695	117.65
FIJI	1,432,846	593,108	-58.61	1,257,762	532,175	-57.69
KIRIBATI	220	5,708	2,494.55	1,012	12,703	1,155.24
SAMOA	24,670	17,710	-28.21	26,747	19,054	-28.76
SOLOMON ISLANDS	44,279	25,853	-41.61	78,680	54,371	-30.90
TONGA	23,495	19,249	-18.07	28,353	15,359	-45.83
TUVALU	1,017	1,031	1.38	2,547	1,541	-39.50
EAST TIMOR	264,862	653,289	146.65	242,422	671,237	176.89
UNITED STATES	111,148,981	90,426,071	-18.64	110,302,621	85,283,788	-22.68
CANADA	17,379,851	16,657,484	-4.16	17,005,607	14,867,995	-12.57
MEXICO	3,121,883	3,698,663	18.48	3,014,301	3,122,267	3.58
GUATEMALA	643,289	1,758,935	173.43	531,909	1,286,166	141.80
HONDURAS	92,637	1,149,472	1,140.83	78,044	784,858	905.66
NICARAGUA	1,221,126	1,007,992	-17.45	1,037,629	697,841	-32.75
PANAMA	493,235	1,962,334	297.85	492,645	1,623,849	229.62
CUBA	1,733,015	1,316,462	-24.04	1,374,356	1,078,159	-21.55
SURINAME	170,170	323,966	90.38	184,179	289,821	57.36
CHILE	825,587	1,730,967	109.67	933,895	1,744,755	86.83
VENEZUELA	830,245	2,053,882	147.38	828,793	1,665,555	100.96
ARGENTINA	1,846,032	661,553	-64.16	1,852,895	832,789	-55.05
BRAZIL	16,675,166	16,714,010	0.23	14,318,473	12,602,647	-11.98
COLOMBIA	1,901,642	1,618,529	-14.89	2,230,262	1,710,281	-23.31
BOLIVIA	329	399,554	121,344.98	19,055	252,768	1,226.52
URUGUAY	180,014	36,382	-79.79	188,217	54,634	-70.97
PARAGUAY	633,847	174,642	-72.45	576,412	139,161	-75.86
ECUADOR	2,744,667	4,039,013	47.16	2,938,719	3,397,183	15.60
PERU	3,949,065	3,655,395	-7.44	4,181,317	3,547,035	-15.17
GUYANA	81,113	666,914	722.20	69,654	417,462	499.34
TRINIDAD AND TOBAGO	617,011	293,096	-52.50	551,959	225,993	-59.06
BAHAMAS	24,697	11,407	-53.81	21,521	12,493	-41.95
JAMAICA	612,270	526,134	-14.07	605,880	460,026	-24.07
PUERTO RICO	723,718	2,607,589	260.30	670,418	1,968,445	193.61
BELIZE	48,616	0	-100.00	43,519	0	-100.00
DOMINICAN REPUBLIC	1,647,457	1,070,183	-35.04	1,445,204	777,498	-46.20

TABEL 5. PERKEMBANGAN EKSPOR INDONESIA MENURUT KOMODITI DAN NEGARA TUJUAN

JENIS BARANG	BERAT BERSIH (KG)		PERUB %	NILAI FOB (US \$)		PERUB %
	JAN-MEI 2008	JAN-MEI 2009		JAN-MEI 2008	JAN-MEI 2009	
(1)	(2)	(3)	(4)	(5)	(6)	(7)
EL SALVADOR	1,173,497	1,688,928	43.92	1,156,221	1,224,165	5.88
COSTA RICA	2,875,277	4,735,689	64.70	2,477,740	3,277,796	32.29
HAITI	50,804	62,316	22.66	35,054	69,917	99.46
BARBADOS	50,728	35,703	-29.62	49,865	35,576	-28.66
ARUBA	66	0	-100.00	1,900	0	-100.00
BERMUDA	407	465	14.25	2,285	1,530	-33.04
CAPE VERDE	55,646	18,549	-66.67	51,409	14,084	-72.60
CAYMAN ISLANDS	0	3	-	0	200	-
DOMINICA	182,204	290,453	59.41	154,874	204,957	32.34
FRENCH GUIANA	1,017	123	-87.91	3,310	340	-89.73
FRENCH POLYNESIA	504,223	686,065	36.06	585,379	675,048	15.32
GRENADA	515	0	-100.00	3,458	0	-100.00
MARTINIQUE	95,982	199,271	107.61	91,137	186,685	104.84
NETHERLANDS ANTILLES	52,772	82,211	55.79	61,396	76,996	25.41
SAINT LUCIA	61	0	-100.00	210	0	-100.00
GUADELOUPE	277,200	132,092	-52.35	278,582	108,428	-61.08
UNITED KINGDOM	11,413,408	19,752,351	73.06	13,533,534	18,450,918	36.33
NETHERLANDS	2,545,081	7,615,151	199.21	4,681,145	7,165,286	53.07
FRANCE	2,580,053	2,700,659	4.67	3,758,496	3,009,531	-19.93
GERMANY, FED. REP. OF	2,725,250	3,978,853	46.00	5,716,223	6,398,974	11.94
AUSTRIA	525	71,857	13,587.05	2,245	69,050	2,975.72
BELGIUM	23,137,361	25,282,527	9.27	24,389,093	21,241,205	-12.91
SWITZERLAND	12,906	16,315	26.41	44,238	47,333	7.00
LUXEMBOURG	400	1	-99.75	870	1	-99.89
DENMARK	278,836	335,564	20.34	692,452	769,340	11.10
NORWAY	104,213	174,873	67.80	138,986	211,959	52.50
SWEDEN	405,950	354,930	-12.57	821,529	721,121	-12.22
FINLAND	273,712	188,402	-31.17	457,447	278,753	-39.06
IRELAND	641,293	1,070,389	66.91	940,311	1,326,804	41.10
ITALY	16,751,943	34,430,680	105.53	15,699,664	25,606,539	63.10
SPAIN	12,350,845	15,279,385	23.71	13,133,887	14,705,893	11.97
PORTUGAL	2,492,372	2,122,978	-14.82	2,219,238	2,122,515	-4.36
GREECE	10,296,804	12,322,009	19.67	10,130,168	10,225,533	0.94
LIECHTENSTEIN	0	62	-	0	3,063	-
DEMOCRATIC REPUBLIC OF THE	1,931,292	2,164,854	12.09	1,956,305	2,262,171	15.63
HUNGARY	1,368	1,185,662	86,571.20	2,715	776,252	28,491.23
POLAND	507,171	916,021	80.61	688,302	797,351	15.84
ROMANIA	1,863,191	4,019,135	115.71	1,831,937	3,425,054	86.96
BULGARIA	288,558	881,435	205.46	286,594	597,279	108.41
YUGOSLAVIA	11,424	616,905	5,300.08	21,420	425,765	1,887.70
ALBANIA	410,713	903,053	119.87	436,519	782,646	79.29
ARMENIA	35,098	125,676	258.07	42,279	107,000	153.08
KAZAKHSTAN	336,659	62,702	-81.38	287,077	39,959	-86.08
UKRAINE	3,160,430	2,089,760	-33.88	3,329,182	1,721,220	-48.30
LITHUANIA	431,485	364,124	-15.61	624,346	497,562	-20.31
LATVIA	239,127	79,808	-66.63	261,295	100,160	-61.67
ESTONIA	80,338	176,599	119.82	136,696	255,211	86.70
GEORGIA	1,471,431	1,376,103	-6.48	1,439,307	1,246,803	-13.37
CROATIA	201,513	713,275	253.96	226,330	601,939	165.96
BOSNIA AND HERZEGOVINA	800,773	461,913	-42.32	811,187	258,937	-68.08
MALTA	191,670	447,828	133.65	212,346	373,613	75.95
SLOVAKIA	116	105,281	90,659.48	22,500	98,905	339.58
SLOVENIA	33,248	2,576,448	7,649.18	91,289	1,650,867	1,708.40
CZECH REPUBLIC	431	251,853	58,334.57	7,711	172,490	2,136.93
RUSSIA FEDERATION	6,756,027	2,538,918	-62.42	7,360,782	2,427,611	-67.02
-GLISEROL DAN LARUTAN ALK/	24,789,466	20,357,403	-17.88	11,886,414	3,306,050	-72.19
JAPAN	2,057,307	1,442,010	-29.91	1,275,656	243,701	-80.90
KOREA, REPUBLIC OF	18,000	0	-100.00	36,000	0	-100.00
CHINA	5,496,720	16,278,880	196.16	1,500,764	2,279,124	51.86
SINGAPORE	100	6	-94.00	22	9	-59.09
PHILIPPINES	188,070	241,670	28.50	326,074	114,040	-65.03
MALAYSIA	11,300,000	760,000	-93.27	5,170,000	125,000	-97.58
INDIA	1,720,230	1,180,930	-31.35	665,758	324,474	-51.26
IRAN (ISLAMIC REPUBLIC OF)	108,000	0	-100.00	45,360	0	-100.00
SAUDI ARABIA	200,000	100,000	-50.00	348,000	38,500	-88.94
YEMEN	19,000	0	-100.00	33,060	0	-100.00
SYRIA ARAB REPUBLIC	95,000	0	-100.00	165,300	0	-100.00
UNITED ARAB EMIRATES	20,000	0	-100.00	34,060	0	-100.00
EGYPT	247,000	220,000	-10.93	429,780	97,000	-77.43
SUDAN	300,000	0	-100.00	332,400	0	-100.00
ETHIOPIA	0	20,900	-	0	16,302	-
MOZAMBIQUE	0	44,000	-	0	28,600	-
CAMEROON	0	20,000	-	0	8,400	-
NEW ZEALAND	0	20,000	-	0	9,300	-
CANADA	0	29,007	-	0	21,600	-
VENEZUELA	20,000	0	-100.00	24,000	0	-100.00
NETHERLANDS	3,000,039	0	-100.00	1,500,180	0	-100.00

TABEL 5. PERKEMBANGAN EKSPOR INDONESIA MENURUT KOMODITI DAN NEGARA TUJUAN

JENIS BARANG	BERAT BERSIH (KG)		PERUB	NILAI FOB (US \$)		PERUB
	JAN-MEI 2008	JAN-MEI 2009	%	JAN-MEI 2008	JAN-MEI 2009	%
(1)	(2)	(3)	(4)	(5)	(6)	(7)
-MARGARIN DAN LEMAK LAINN'	201,954,570	146,866,916	-27.28	217,350,363	103,783,585	-52.25
JAPAN	347,685	1,106,146	218.15	491,646	999,928	103.38
HONG KONG	3,412,586	2,267,979	-33.54	3,288,233	1,110,280	-66.23
KOREA, REPUBLIC OF	35,600	974,424	2,637.15	50,579	675,485	1,235.50
TAIWAN	359,583	638,317	77.52	437,870	429,349	-1.95
CHINA	47,601,599	20,730,443	-56.45	45,178,078	12,389,275	-72.58
PAPUA NEW GUINEA	391,693	447,312	14.20	418,380	294,722	-29.56
THAILAND	396,000	946,000	138.89	565,278	679,499	20.21
SINGAPORE	2,410,431	9,237,337	283.22	2,955,996	7,717,550	161.08
PHILIPPINES	3,182,606	3,709,576	16.56	3,516,437	2,505,197	-28.76
MALAYSIA	2,983,061	622,428	-79.13	3,564,581	609,689	-82.90
MYANMAR (FORM. BURMA)	176,420	796,378	351.41	236,379	570,624	141.40
CAMBODIA	21,960	21,960	0.00	23,973	16,348	-31.81
VIET NAM	9,385,471	2,109,887	-77.52	9,607,428	1,944,660	-79.76
MALDIVES	6,401	8,571	33.90	9,954	8,737	-12.23
INDIA	381,544	612,538	60.54	510,820	571,515	11.88
PAKISTAN	0	957,360	-	0	707,580	-
BANGLADESH	20,235	22,050	8.97	24,404	11,832	-51.52
SRI LANKA	6,760,792	4,579,895	-32.26	6,599,289	2,512,218	-61.93
AFGHANISTAN	0	38,027	-	0	29,477	-
IRAQ	40,869,412	5,294,549	-87.05	42,350,951	3,989,820	-90.58
IRAN (ISLAMIC REPUBLIC OF)	1,252,466	3,788,509	202.48	1,637,131	2,953,387	80.40
SAUDI ARABIA	2,956,864	3,431,848	16.06	3,193,216	2,235,221	-30.00
ISRAEL	0	86,880	-	0	58,058	-
KUWAIT	110,400	33,600	-69.57	135,144	36,326	-73.12
JORDAN	0	144,688	-	0	89,231	-
LEBANON	645,250	491,586	-23.81	931,382	383,230	-58.85
YEMEN	40,800	80,000	96.08	40,420	50,000	23.70
OMAN	207,508	22,000	-89.40	310,100	24,669	-92.04
SYRIA ARAB REPUBLIC	1,258,360	1,441,187	14.53	1,708,047	1,171,290	-31.43
TURKEY	3,134,649	2,778,960	-11.35	3,607,937	2,264,577	-37.23
UNITED ARAB EMIRATES	292,962	476,590	62.68	379,950	310,768	-18.21
QATAR	20,100	19,080	-5.07	21,044	9,731	-53.76
EGYPT	3,592,550	5,792,399	61.23	4,425,145	4,265,401	-3.61
MOROCCO	192,850	720,599	273.66	270,798	534,273	97.30
ALGERIA	8,323,730	9,751,882	17.16	9,707,309	6,254,227	-35.57
SUDAN	1,220,984	1,068,600	-12.48	1,345,661	716,864	-46.73
NAMIBIA	0	55,380	-	0	35,721	-
ETHIOPIA	325,200	463,200	42.44	436,320	326,964	-25.06
TANZANIA, UNITED REPUBLIC O	370,500	75,800	-79.54	356,977	50,795	-85.77
MADAGASCAR	0	23,364	-	0	11,965	-
KENYA	36,800	81,600	121.74	36,767	46,308	25.95
MOZAMBIQUE	1,856,900	613,405	-66.97	1,958,972	401,325	-79.51
TOGO	422,408	702,840	66.39	406,084	435,650	7.28
GHANA	1,788,221	2,321,078	29.80	1,793,081	1,525,893	-14.90
LIBERIA	170,534	258,781	51.75	178,030	184,561	3.67
ANGOLA	976,435	3,134,336	221.00	1,012,759	2,049,540	102.37
CONGO	355,981	870,385	144.50	389,348	581,066	49.24
CAMEROON	506,772	604,527	19.29	591,325	366,129	-38.08
NIGERIA	10,382,427	7,543,592	-27.34	11,450,280	4,656,971	-59.33
SIERRA LEONE	184,315	138,982	-24.60	174,359	91,607	-47.46
GABON	19,224	0	-100.00	18,818	0	-100.00
COTE D'IVOIRE	232,000	0	-100.00	282,174	0	-100.00
BENIN	3,934,457	1,673,901	-57.46	3,882,113	1,018,138	-73.77
GAMBIA	16,975	31,680	86.63	17,999	22,493	24.97
NIGER	179,033	0	-100.00	197,849	0	-100.00
CHAD	204,149	0	-100.00	191,072	0	-100.00
DJIBOUTI	954,620	383,631	-59.81	1,045,206	270,053	-74.16
SAO TOME AND PRINCIPE	145,598	182,000	25.00	145,132	137,540	-5.23
SOUTH AFRICA	1,288,398	1,418,326	10.08	1,985,947	1,268,824	-36.11
MALAWI	120,165	101,250	-15.74	137,370	71,415	-48.01
MAURITIUS	17,530	16,900	-3.59	18,905	11,154	-41.00
VIRGIN ISLANDS (BRITISH)	41,400	0	-100.00	41,400	0	-100.00
AUSTRALIA	1,662,085	1,883,215	13.30	1,806,546	1,248,612	-30.88
NEW ZEALAND	1,622,123	1,987,751	22.54	1,882,435	1,355,562	-27.99
FIJI	42,200	42,200	0.00	47,043	24,378	-48.18
KIRIBATI	10,296	0	-100.00	18,533	0	-100.00
SOLOMON ISLANDS	77,578	52,306	-32.58	88,000	49,683	-43.54
EAST TIMOR	177,382	254,264	43.34	188,206	235,299	25.02
UNITED STATES	10,433	12,909	23.73	26,928	32,651	21.25
CANADA	19,975	393	-98.03	19,176	1,300	-93.22
NICARAGUA	0	44,000	-	0	27,319	-
ARGENTINA	17,575	0	-100.00	23,684	0	-100.00
TRINIDAD AND TOBAGO	60,061	260,261	333.33	74,690	181,579	143.11
JAMAICA	244,161	1,301,777	433.16	256,524	798,159	211.14
HAITI	0	58,500	-	0	45,045	-
BARBADOS	60,063	260,273	333.33	74,178	181,195	144.27

TABEL 5. PERKEMBANGAN EKSPOR INDONESIA MENURUT KOMODITI DAN NEGARA TUJUAN

JENIS BARANG	BERAT BERSIH (KG)		PERUB %	NILAI FOB (US \$)		PERUB %
	JAN-MEI 2008	JAN-MEI 2009		JAN-MEI 2008	JAN-MEI 2009	
(1)	(2)	(3)	(4)	(5)	(6)	(7)
CAPE VERDE	0	15,508	-	0	11,184	-
MARTINIQUE	0	16,918	-	0	10,225	-
NETHERLANDS	62,752	15,275	-75.66	96,323	18,503	-80.79
GERMANY, FED. REP. OF	180,001	1	-100.00	200,601	1	-100.00
SWITZERLAND	30	0	-100.00	76	0	-100.00
DENMARK	35,600	11,548,188	32,338.73	49,092	6,013,676	12,149.81
SWEDEN	245	0	-100.00	39	0	-100.00
ITALY	749,999	199,960	-73.34	987,250	134,973	-86.33
PORTUGAL	5,713	0	-100.00	6,136	0	-100.00
GREECE	788,800	289,998	-63.24	968,300	247,933	-74.40
DEMOCRATIC REPUBLIC OF THE	503,910	423,250	-16.01	504,366	248,768	-50.68
HUNGARY	0	20,500	-	0	13,854	-
ROMANIA	1,823,040	2,001,000	9.76	2,360,706	1,706,582	-27.71
BULGARIA	1,861,239	2,398,248	28.85	2,008,054	1,761,843	-12.26
ALBANIA	22,000	0	-100.00	28,592	0	-100.00
KAZAKHSTAN	200,600	66,566	-66.82	272,245	64,614	-76.27
TAJIKISTAN	61,920	0	-100.00	73,069	0	-100.00
TURKMENISTAN	112,500	41,493	-63.12	190,575	38,857	-79.61
UKRAINE	3,772,819	5,760,782	52.69	5,803,714	6,166,479	6.25
UZBEKISTAN	206,000	72,314	-64.90	207,236	54,375	-73.76
LITHUANIA	44,400	0	-100.00	61,938	0	-100.00
LATVIA	241,099	224,087	-7.06	333,343	187,215	-43.84
ESTONIA	130,560	21,760	-83.33	224,172	44,608	-80.10
GEORGIA	22,199	81,999	269.38	27,079	69,290	155.88
CROATIA	20,000	22,000	10.00	25,200	15,159	-39.85
SLOVENIA	122,000	486,332	298.63	144,960	338,458	133.48
RUSSIA FEDERATION	20,460,618	11,058,345	-45.95	23,979,507	9,761,056	-59.29
-SABUN MANDI DAN CUCI	220,494,805	222,684,880	0.99	227,821,206	211,398,484	-7.21
JAPAN	4,646,768	3,927,656	-15.48	5,295,587	4,222,410	-20.27
HONG KONG	1,313,706	1,458,918	11.05	1,614,349	1,975,773	22.39
KOREA, DEMOCRATIC PEOPLE'S	41,948	481,200	1,047.13	52,374	311,825	495.38
KOREA, REPUBLIC OF	2,586,298	1,696,677	-34.40	3,132,894	1,935,699	-38.21
TAIWAN	2,943,097	2,371,375	-19.43	3,945,137	2,616,644	-33.67
CHINA	10,414,321	10,039,339	-3.60	9,014,276	7,561,795	-16.11
MONGOLIA	321,903	218,507	-32.12	324,355	173,807	-46.41
PAPUA NEW GUINEA	3,213,848	3,880,995	20.76	3,002,132	2,466,373	-17.85
THAILAND	3,926,617	2,704,108	-31.13	4,918,367	3,627,880	-26.24
SINGAPORE	7,684,081	6,213,666	-19.14	10,423,892	7,323,046	-29.75
PHILIPPINES	5,859,051	8,182,737	39.66	6,205,861	7,628,979	22.93
MALAYSIA	25,407,194	27,177,066	6.97	24,517,138	25,477,197	3.92
MYANMAR (FORM. BURMA)	1,577,123	3,033,529	92.35	1,575,611	2,440,554	54.90
CAMBODIA	24,324	25,576	5.15	35,727	30,796	-13.80
BRUNEI DARUSSALAM	599,322	534,661	-10.79	695,053	648,253	-6.73
NEPAL	14,976	0	-100.00	15,900	0	-100.00
VIET NAM	1,839,361	2,486,020	35.16	2,533,034	2,921,555	15.34
MALDIVES	644,278	909,407	41.15	802,786	1,063,136	32.43
INDIA	5,321,414	5,490,980	3.19	6,035,405	5,341,063	-11.50
PAKISTAN	4,394,846	2,913,317	-33.71	5,944,018	3,617,416	-39.14
BANGLADESH	176,630	143,523	-18.74	273,283	225,295	-17.56
SRI LANKA	144,906	44,539	-69.26	227,920	54,723	-75.99
AFGHANISTAN	212,172	132,520	-37.54	287,943	178,501	-38.01
IRAQ	33,207	1,899,020	5,618.73	39,083	2,600,621	6,554.10
IRAN (ISLAMIC REPUBLIC OF)	384,627	587,321	52.70	375,136	778,989	107.66
SAUDI ARABIA	550,925	863,787	56.79	710,368	1,164,270	63.90
ISRAEL	73,664	27,932	-62.08	100,350	36,805	-63.32
KUWAIT	146,498	139,553	-4.74	189,569	182,116	-3.93
JORDAN	159,621	751,344	370.70	228,208	1,080,568	373.50
LEBANON	88,705	152,081	71.45	144,494	245,313	69.77
YEMEN	1,230,973	1,505,480	22.30	1,680,186	1,797,478	6.98
OMAN	0	1,290	-	0	3,028	-
SYRIA ARAB REPUBLIC	0	68,464	-	0	77,845	-
TURKEY	0	20,034	-	0	11,850	-
UNITED ARAB EMIRATES	8,011,949	9,151,631	14.22	10,685,573	11,841,229	10.82
QATAR	0	13,230	-	0	17,550	-
CYPRUS	6,935	5,981	-13.76	18,790	20,416	8.65
EGYPT	2,203,025	5,564,496	152.58	2,683,630	5,651,659	110.60
LIBYAN ARAB JAMAHIRIYA	1,387,806	2,278,938	64.21	1,205,298	2,272,195	88.52
MOROCCO	0	14,311	-	0	15,789	-
TUNISIA	39,999	0	-100.00	26,500	0	-100.00
ALGERIA	1,230,196	1,795,458	45.95	1,050,266	1,033,011	-1.64
SUDAN	4,284,106	1,589,425	-62.90	4,161,551	942,010	-77.36
ERITREA	1,797,519	418,950	-76.69	1,770,460	250,653	-85.84
NAMIBIA	2,220,996	1,844,957	-16.93	2,501,168	2,274,675	-9.06
ETHIOPIA	6,115,028	1,135,571	-81.43	4,716,596	1,017,145	-78.43
TANZANIA, UNITED REPUBLIC O	672,187	1,367,076	103.38	949,314	1,711,773	80.32
MADAGASCAR	3,789,207	2,103,656	-44.48	3,043,647	1,759,651	-42.19
SOMALIA	466,376	50,688	-89.13	184,074	55,660	-69.76

TABEL 5. PERKEMBANGAN EKSPOR INDONESIA MENURUT KOMODITI DAN NEGARA TUJUAN

JENIS BARANG	BERAT BERSIH (KG)		PERUB	NILAI FOB (US \$)		PERUB
	JAN-MEI 2008	JAN-MEI 2009	%	JAN-MEI 2008	JAN-MEI 2009	%
(1)	(2)	(3)	(4)	(5)	(6)	(7)
KENYA	244,835	339,576	38.70	272,637	307,104	12.64
REUNION	311	1	-99.68	635	1	-99.84
MOZAMBIQUE	3,737,895	3,034,279	-18.82	3,072,817	2,711,819	-11.75
EQUATORIAL GUINEA	197,309	254,417	28.94	203,367	282,083	38.71
TOGO	6,066,514	5,171,832	-14.75	6,528,225	5,220,579	-20.03
GHANA	14,477,790	9,734,606	-32.76	13,320,202	7,017,402	-47.32
LIBERIA	1,331,238	1,230,837	-7.54	1,373,523	919,426	-33.06
GUINEA	2,737,864	1,803,719	-34.12	2,074,456	1,277,298	-38.43
ANGOLA	11,732,296	12,526,850	6.77	11,805,087	10,556,810	-10.57
CONGO	568,869	2,134,960	275.30	556,865	1,680,085	201.70
CAMEROON	2,196,463	3,849,481	75.26	1,966,385	3,637,524	84.99
NIGERIA	3,128,996	3,247,931	3.80	3,027,561	2,759,923	-8.84
SIERRA LEONE	1,956,130	1,796,355	-8.17	2,109,503	1,788,913	-15.20
GABON	413,057	616,543	49.26	381,748	614,507	60.97
COTE D'IVOIRE	443,335	567,905	28.10	504,516	508,469	0.78
SENEGAL	447,051	1,387,568	210.38	442,112	1,370,935	210.09
MAURITANIA	1,946,648	2,162,532	11.09	1,985,430	2,151,467	8.36
MALI	771,608	972,356	26.02	646,217	933,559	44.47
BENIN	12,355,638	13,080,727	5.87	14,244,199	14,316,086	0.50
BURKINA FASO	362,643	532,080	46.72	313,439	559,101	78.38
GUINEA BISSAU	18,304	43,140	135.69	17,965	36,916	105.49
GAMBIA	13,471	166,813	1,138.31	18,613	151,764	715.37
SEYCHELLES	92,756	46,405	-49.97	105,227	50,981	-51.55
UGANDA	35,842	3,236	-90.97	49,168	2,318	-95.29
CENTRAL AFRICAN REPUBLIC	23,976	76,698	219.89	32,607	84,306	158.55
NIGER	18,553	125,858	578.37	9,562	162,972	1,604.37
CHAD	48,158	192,670	300.08	50,615	145,606	187.67
DJIBOUTI	9,539,684	8,738,168	-8.40	7,984,351	6,316,129	-20.89
SAO TOME AND PRINCIPE	85,907	34,246	-60.14	80,447	36,176	-55.03
SOUTH AFRICA	597,655	4,105,803	586.99	769,577	3,910,290	408.11
ZIMBABWE	14,968	0	-100.00	18,848	0	-100.00
ZAMBIA	0	20,519	-	0	26,258	-
MALAWI	6,275,250	3,805,250	-39.36	3,924,245	2,021,340	-48.49
COMOROS	108,264	96,219	-11.13	94,334	98,212	4.11
BURUNDI	0	24,768	-	0	35,475	-
MAURITIUS	529,644	1,217,809	129.93	538,627	941,122	74.73
RWANDA	49,536	74,304	50.00	69,660	106,425	52.78
AUSTRALIA	1,681,349	2,896,123	72.25	2,277,673	3,147,513	38.19
NEW ZEALAND	85,220	89,499	5.02	205,727	160,813	-21.83
MICRONESIA, FEDERATED STAT	79,312	89,854	13.29	66,915	93,246	39.35
GUAM	1,409	75	-94.68	2,019	4,481	121.94
PALAU	18	956	5,211.11	105	16,868	15,964.76
NEW CALEDONIA	27	11,587	42,814.81	51	34,980	68,488.24
NORTHERN MARIANA ISLANDS	0	3,120	-	0	8,511	-
VANUATU	129,658	102,234	-21.15	98,431	78,299	-20.45
WALLIS AND FUTUNA ISLANDS	1,566	1,601	2.23	4,318	4,365	1.09
AMERICAN SAMOA	10,328	890	-91.38	20,975	1,829	-91.28
COOK ISLANDS	35,981	17,905	-50.24	30,662	17,236	-43.79
FIJI	2,331,058	1,890,212	-18.91	2,275,642	1,329,550	-41.57
KIRIBATI	114,608	289,388	152.50	119,400	322,448	170.06
MARSHALL ISLANDS	21,760	0	-100.00	18,445	0	-100.00
SAMOA	465,653	230,207	-50.56	502,593	232,984	-53.64
SOLOMON ISLANDS	181,187	220,449	21.67	218,028	222,808	2.19
TONGA	59,518	41,540	-30.21	87,486	67,690	-22.63
TUVALU	29,055	17,133	-41.03	30,944	13,892	-55.11
EAST TIMOR	720,584	877,715	21.81	785,081	1,039,731	32.44
UNITED STATES	1,051,737	913,826	-13.11	1,441,049	1,027,238	-28.72
CANADA	395	36,597	9,165.06	1,659	62,250	3,652.26
MEXICO	29,999	37,400	24.67	64,436	73,093	13.44
GUATEMALA	89,654	63,115	-29.60	92,796	79,757	-14.05
NICARAGUA	0	14,688	-	0	16,215	-
PANAMA	1,076,159	570,771	-46.96	1,276,708	650,202	-49.07
SURINAME	102,682	267,663	160.67	309,120	430,587	39.29
CHILE	652,593	617,244	-5.42	626,376	741,236	18.34
COLOMBIA	139,185	2,135,771	1,434.48	142,448	1,297,706	811.00
BOLIVIA	547,375	218,433	-60.09	534,761	255,866	-52.15
PERU	44,064	84,766	92.37	52,826	107,008	102.57
TRINIDAD AND TOBAGO	144,049	45,571	-68.36	124,919	47,075	-62.32
JAMAICA	118,089	382,998	224.33	127,696	206,920	62.04
BELIZE	241	28,558	11,749.79	1,400	33,202	2,271.57
DOMINICAN REPUBLIC	85,550	49,140	-42.56	115,357	58,080	-49.65
EL SALVADOR	0	42,930	-	0	48,381	-
COSTA RICA	25,050	69,368	176.92	33,400	90,578	171.19
HAITI	1,437,620	2,665,818	85.43	1,553,278	2,765,946	78.07
BARBADOS	37,946	17,410	-54.12	38,648	20,535	-46.87
BERMUDA	13	135	938.46	62	395	537.10
CAPE VERDE	70,546	39,997	-43.30	61,413	21,963	-64.24
FRENCH POLYNESIA	1,153	56,804	4,826.63	1,484	33,101	2,130.53

TABEL 5. PERKEMBANGAN EKSPOR INDONESIA MENURUT KOMODITI DAN NEGARA TUJUAN

JENIS BARANG	BERAT BERSIH (KG)		PERUB	NILAI FOB (US \$)		PERUB
	JAN-MEI 2008	JAN-MEI 2009	%	JAN-MEI 2008	JAN-MEI 2009	%
(1)	(2)	(3)	(4)	(5)	(6)	(7)
NETHERLANDS ANTILLES	162,427	38,801	-76.11	193,980	45,153	-76.72
GUADELOUPE	0	20,880	-	0	8,352	-
SAINT KITTS AND NEVIS	0	9	-	0	251	-
UNITED KINGDOM	234,535	81,414	-65.29	346,921	151,852	-56.23
NETHERLANDS	257,164	380,672	48.03	378,937	484,177	27.77
FRANCE	128,742	74,220	-42.35	114,363	67,126	-41.30
GERMANY, FED. REP. OF	80,094	2,766	-96.55	71,921	9,852	-86.30
AUSTRIA	24,000	144,002	500.01	33,811	182,374	439.39
BELGIUM	178,689	342,853	91.87	185,896	213,826	15.02
SWITZERLAND	471	102	-78.34	4,111	102	-97.52
DENMARK	17,973	282	-98.43	34,655	1,632	-95.29
NORWAY	25	0	-100.00	208	0	-100.00
SWEDEN	347	1,408	305.76	1,297	2,441	88.20
ITALY	250,989	135,017	-46.21	250,166	94,290	-62.31
SPAIN	173,450	318,176	83.44	352,823	404,254	14.58
PORTUGAL	28,497	96,115	237.28	27,983	113,955	307.23
MONTERRAT	0	454	-	0	649	-
GREECE	58,824	12,185	-79.29	83,898	33,771	-59.75
DEMOCRATIC REPUBLIC OF THE	4,876,112	3,660,844	-24.92	4,889,862	2,193,427	-55.14
POLAND	304,011	464,000	52.63	230,823	397,355	72.15
ROMANIA	33,548	48,349	44.12	40,689	46,633	14.61
BULGARIA	50,064	63,244	26.33	65,183	75,825	16.33
UKRAINE	960,000	0	-100.00	936,160	0	-100.00
UZBEKISTAN	0	527,497	-	0	254,500	-
LITHUANIA	30	0	-100.00	189	0	-100.00
GEORGIA	0	23,432	-	0	11,130	-
CROATIA	1	18,506	1,850,500.00	4	14,494	362,250.00
MALTA	31,129	162	-99.48	49,959	599	-98.80
SLOVENIA	0	203,749	-	0	97,425	-
RUSSIA FEDERATION	271,101	252,799	-6.75	252,963	204,061	-19.33
-BAHAN CELUP ORGANIK SINTE	14,825,571	8,092,325	-45.42	64,234,891	37,727,792	-41.27
JAPAN	2,039,940	728,306	-64.30	8,797,596	2,826,681	-67.87
HONG KONG	1,001,105	480,695	-51.98	4,764,828	2,260,786	-52.55
KOREA, REPUBLIC OF	580,475	277,469	-52.20	2,113,166	1,341,950	-36.50
TAIWAN	715,154	391,216	-45.30	3,630,542	2,663,153	-26.65
CHINA	2,437,144	2,057,173	-15.59	6,918,795	5,318,151	-23.13
THAILAND	208,383	135,654	-34.90	563,655	585,227	3.83
SINGAPORE	2,676,191	959,848	-64.13	14,632,381	7,115,256	-51.37
PHILIPPINES	46,178	59,431	28.70	75,377	152,654	102.52
MALAYSIA	96,250	89,124	-7.40	337,943	278,548	-17.58
NEPAL	0	17,998	-	0	17,144	-
VIET NAM	110,239	31,032	-71.85	452,492	240,237	-46.91
INDIA	63,189	19,973	-68.39	290,862	123,371	-57.58
PAKISTAN	123,343	163,916	32.89	446,449	466,066	4.39
BANGLADESH	244,907	321,406	31.24	692,843	1,022,287	47.55
SRI LANKA	13,485	41,849	210.34	60,276	250,829	316.13
IRAN (ISLAMIC REPUBLIC OF)	0	4,093	-	0	19,095	-
ISRAEL	1,000	0	-100.00	2,280	0	-100.00
JORDAN	0	2,000	-	0	12,215	-
TURKEY	279,648	449,223	60.64	1,413,307	2,254,630	59.53
UNITED ARAB EMIRATES	1,000	0	-100.00	4,536	0	-100.00
EGYPT	9,913	9,819	-0.95	53,406	38,617	-27.69
MOROCCO	0	1,000	-	0	1,900	-
TANZANIA, UNITED REPUBLIC O	19,042	34,199	79.60	48,710	91,286	87.41
MADAGASCAR	300	0	-100.00	1,878	0	-100.00
NIGERIA	268,367	203,499	-24.17	285,300	210,075	-26.37
COTE D'IVOIRE	0	3,000	-	0	10,500	-
SOUTH AFRICA	20,775	4,516	-78.26	72,645	27,432	-62.24
AUSTRALIA	38,037	13,472	-64.58	131,686	69,497	-47.23
NEW ZEALAND	4,622	137	-97.04	14,892	4,066	-72.70
FIJI	1,709	600	-64.89	16,000	6,516	-59.28
UNITED STATES	1,124,858	116,161	-89.67	4,006,688	1,066,292	-73.39
CANADA	3,969	3,969	0.00	28,183	36,817	30.64
MEXICO	143,710	62,838	-56.27	772,112	474,207	-38.58
HONDURAS	1,250	0	-100.00	8,975	0	-100.00
NICARAGUA	0	5,300	-	0	38,421	-
CHILE	3,574	1,200	-66.42	16,419	10,224	-37.73
ARGENTINA	700	20,491	2,827.29	10,137	169,791	1,574.96
BRAZIL	288,033	113,749	-60.51	1,533,643	754,343	-50.81
COLOMBIA	1,800	2,349	30.50	10,920	12,546	14.89
EL SALVADOR	0	800	-	0	7,735	-
UNITED KINGDOM	58,926	20,105	-65.88	252,352	145,751	-42.24
NETHERLANDS	10,097	39,750	293.68	125,282	56,601	-54.82
GERMANY, FED. REP. OF	1,218,935	778,251	-36.15	7,935,125	6,068,390	-23.52
BELGIUM	62,669	54,129	-13.63	465,003	248,133	-46.64
SWITZERLAND	56,197	3,599	-93.60	326,520	56,160	-82.80
NORWAY	81,600	42,000	-48.53	107,520	38,220	-64.45

TABEL 5. PERKEMBANGAN EKSPOR INDONESIA MENURUT KOMODITI DAN NEGARA TUJUAN

JENIS BARANG	BERAT BERSIH (KG)		PERUB	NILAI FOB (US \$)		PERUB
	JAN-MEI 2008	JAN-MEI 2009	%	JAN-MEI 2008	JAN-MEI 2009	%
(1)	(2)	(3)	(4)	(5)	(6)	(7)
SWEDEN	59,400	39,600	-33.33	77,616	55,836	-28.06
ITALY	180,715	67,386	-62.71	504,734	227,156	-54.99
SPAIN	489,649	220,000	-55.07	2,061,167	853,000	-58.62
POLAND	39,093	0	-100.00	170,650	0	-100.00
-PREPARAT PEMBASMI KUMAN	24,117,177	25,208,973	4.53	63,650,901	77,205,661	21.30
JAPAN	2,373,987	2,628,324	10.71	2,864,697	3,055,740	6.67
HONG KONG	10,133	21,017	107.41	46,515	57,198	22.97
KOREA, REPUBLIC OF	971,642	717,593	-26.15	3,262,826	2,166,333	-33.61
TAIWAN	291,669	238,435	-18.25	930,998	1,272,753	36.71
CHINA	884,871	1,308,600	47.89	13,616,629	20,889,610	53.41
PAPUA NEW GUINEA	61,096	36,937	-39.54	44,827	25,980	-42.04
THAILAND	3,760,214	2,430,298	-35.37	9,032,875	9,990,842	10.61
SINGAPORE	2,598,972	1,726,435	-33.57	11,073,428	4,357,024	-60.65
PHILIPPINES	3,149,458	4,204,452	33.50	5,722,272	11,128,226	94.47
MALAYSIA	1,528,990	2,072,050	35.52	3,201,808	7,399,878	131.12
MYANMAR (FORM. BURMA)	168,960	61,440	-63.64	98,956	43,315	-56.23
BRUNEI DARUSSALAM	367	781	112.81	1,208	2,281	88.82
NEPAL	51,462	0	-100.00	93,171	0	-100.00
VIET NAM	635,318	631,932	-0.53	4,868,375	5,349,949	9.89
MALDIVES	47,280	35,947	-23.97	89,679	70,375	-21.53
INDIA	30,488	30,488	0.00	24,774	25,600	3.33
PAKISTAN	1,218,464	2,020,975	65.86	1,023,356	1,573,003	53.71
BANGLADESH	276,623	543,286	96.40	659,854	974,337	47.66
SRI LANKA	98,581	351,989	257.06	112,098	718,735	541.17
SAUDI ARABIA	0	4,015	-	0	48,397	-
JORDAN	1,336	25,607	1,816.69	224	25,923	11,472.77
LEBANON	189,847	157,056	-17.27	205,507	165,528	-19.45
OMAN	451	0	-100.00	2,585	0	-100.00
TURKEY	0	1	-	0	5	-
UNITED ARAB EMIRATES	31,455	1,001	-96.82	42,603	11,156	-73.81
CYPRUS	5,445	0	-100.00	10,515	0	-100.00
LIBYAN ARAB JAMAHIRIYA	31,320	46,707	49.13	35,763	62,138	73.75
ALGERIA	7,680	0	-100.00	7,772	0	-100.00
SUDAN	0	8,351	-	0	46,855	-
TANZANIA, UNITED REPUBLIC O	285,609	187,215	-34.45	264,151	133,725	-49.38
MADAGASCAR	20,160	129,867	544.18	14,112	98,515	598.09
KENYA	5,941	8,400	41.39	21,469	6,000	-72.05
EQUATORIAL GUINEA	9,295	3,750	-59.66	13,584	3,090	-77.25
TOGO	56,850	20,700	-63.59	45,699	18,492	-59.54
GHANA	43,488	23,328	-46.36	35,366	18,144	-48.70
GUINEA	19,696	0	-100.00	16,917	0	-100.00
COTE D'IVOIRE	64,395	43,920	-31.80	60,162	33,514	-44.29
SENEGAL	0	9,696	-	0	18,422	-
BENIN	3,277	14,488	342.11	10,080	42,426	320.89
GAMBIA	3,170	2,503	-21.04	5,992	6,510	8.64
SOUTH AFRICA	145,825	216,997	48.81	134,331	213,037	58.59
ZIMBABWE	17,993	0	-100.00	21,498	0	-100.00
ZAMBIA	20,319	0	-100.00	16,502	0	-100.00
MALAWI	60,480	0	-100.00	43,200	0	-100.00
MAURITIUS	167,730	95,269	-43.20	181,084	116,708	-35.55
AUSTRALIA	142,146	125,377	-11.80	142,112	139,328	-1.96
NEW ZEALAND	741	57	-92.31	1,257	737	-41.37
GUAM	2,250	2,250	0.00	3,669	3,944	7.50
NEW CALEDONIA	7,620	28,647	275.94	17,532	32,300	84.23
SAINT VINCENT AND THE GREN.	0	9,041	-	0	9,026	-
VANUATU	8,534	9,869	15.64	7,949	9,204	15.79
WALLIS AND FUTUNA ISLANDS	1,605	1,847	15.08	4,421	5,030	13.78
AMERICAN SAMOA	21,825	7,275	-66.67	32,799	10,991	-66.49
COOK ISLANDS	0	8,397	-	0	8,006	-
FIJI	47,482	22,274	-53.09	46,674	19,532	-58.15
KIRIBATI	1,725	0	-100.00	1,311	0	-100.00
SAMOA	56,468	91,049	61.24	49,873	82,349	65.12
SOLOMON ISLANDS	830	2,116	154.94	704	2,260	221.02
TONGA	19,623	14,982	-23.65	14,742	14,763	0.14
TUVALU	0	104	-	0	156	-
EAST TIMOR	10,950	67,001	511.88	20,334	153,929	657.00
UNITED STATES	0	400	-	0	24,180	-
MEXICO	2,328,111	2,624,357	12.72	2,973,194	3,350,616	12.69
GUATEMALA	288,901	91,231	-68.42	285,130	109,861	-61.47
HONDURAS	516,475	200,555	-61.17	501,178	201,470	-59.80
NICARAGUA	207,117	155,724	-24.81	196,974	183,058	-7.06
SURINAME	2,319	1,173	-49.42	28,940	14,641	-49.41
VENEZUELA	0	65,892	-	0	88,943	-
BRAZIL	16,963	20,464	20.64	11,942	67,996	469.39
PERU	4,808	6,665	38.62	65,224	57,012	-12.59
TRINIDAD AND TOBAGO	18,082	27,123	50.00	17,500	30,179	72.45
JAMAICA	128,971	155,723	20.74	162,130	194,726	20.10

TABEL 5. PERKEMBANGAN EKSPOR INDONESIA MENURUT KOMODITI DAN NEGARA TUJUAN

JENIS BARANG	BERAT BERSIH (KG)		PERUB	NILAI FOB (US \$)		PERUB
	JAN-MEI 2008	JAN-MEI 2009	%	JAN-MEI 2008	JAN-MEI 2009	%
	(1)	(2)	(3)	(4)	(5)	(6)
BELIZE	0	276	-	0	2,623	-
EL SALVADOR	174,323	187,499	7.56	172,475	238,785	38.45
COSTA RICA	42,303	7,202	-82.98	58,789	9,785	-83.36
HAITI	122,168	406,454	232.70	79,329	328,013	313.48
BARBADOS	0	9,041	-	0	9,677	-
DOMINICA	0	70,618	-	0	91,724	-
FRENCH GUIANA	0	8,392	-	0	11,724	-
FRENCH POLYNESIA	47,662	66,358	39.23	38,660	56,883	47.14
GRENADA	0	9,041	-	0	8,676	-
MARTINIQUE	0	7,121	-	0	11,419	-
NETHERLANDS ANTILLES	0	1,543	-	0	14,694	-
SAINT LUCIA	0	9,041	-	0	8,777	-
GUADELOUPE	6,840	0	-100.00	10,971	0	-100.00
UNITED KINGDOM	0	26,001	-	0	99,579	-
NETHERLANDS	155,208	186,727	20.31	156,663	211,383	34.93
FRANCE	7,000	0	-100.00	52,934	0	-100.00
GERMANY, FED. REP. OF	22,496	0	-100.00	17,635	0	-100.00
BELGIUM	7,499	6,468	-13.75	5,026	4,750	-5.49
SWITZERLAND	41	2	-95.12	444	4	-99.10
SWEDEN	2,000	0	-100.00	4,822	0	-100.00
FINLAND	117,522	69,053	-41.24	153,789	91,080	-40.78
ITALY	110,880	246,447	122.26	170,650	612,185	258.74
GREECE	117,352	74,430	-36.58	185,663	147,182	-20.73
GEORGIA	0	2,000	-	0	2,580	-
RUSSIA FEDERATION	0	15,816	-	0	260,137	-
-DAMAR TIRUAN, BAHAN PLAS1	519,645,298	513,474,879	-1.19	882,583,574	681,063,391	-22.83
JAPAN	89,161,485	71,421,918	-19.90	164,847,610	109,334,917	-33.68
HONG KONG	15,017,134	11,398,954	-24.09	18,904,605	16,690,572	-11.71
KOREA, REPUBLIC OF	5,312,458	4,482,198	-15.63	9,013,473	10,220,504	13.39
TAIWAN	7,690,874	5,763,327	-25.06	16,880,397	10,227,258	-39.41
CHINA	48,725,086	98,446,776	102.05	48,682,954	72,218,054	48.34
MONGOLIA	7,455	0	-100.00	23,236	0	-100.00
MACAU	0	21,600	-	0	25,482	-
PAPUA NEW GUINEA	293,250	198,393	-32.35	664,952	566,035	-14.88
THAILAND	12,103,746	9,653,791	-20.24	30,834,548	24,856,821	-19.39
SINGAPORE	33,628,499	28,588,892	-14.99	62,584,985	51,806,670	-17.22
PHILIPPINES	15,569,152	19,033,692	22.25	28,768,981	23,674,162	-17.71
MALAYSIA	46,301,158	36,795,549	-20.53	73,983,920	46,658,532	-36.93
MYANMAR (FORM. BURMA)	2,176,415	3,933,000	80.71	2,466,375	3,100,975	25.73
CAMBODIA	102,680	125,491	22.22	176,216	273,795	55.37
BRUNEI DARUSSALAM	96,001	134,120	39.71	201,704	247,113	22.51
LAO PEOPLE'S DEMOCRATIC RE	0	19,748	-	0	27,239	-
NEPAL	4,948	5,791	17.04	17,292	21,175	22.46
VIET NAM	23,714,164	28,724,194	21.13	34,359,772	32,676,036	-4.90
MALDIVES	103,710	49,328	-52.44	279,934	101,611	-63.70
INDIA	7,949,646	16,426,160	106.63	11,563,830	15,715,188	35.90
PAKISTAN	2,088,771	1,790,782	-14.27	4,172,405	3,342,298	-19.90
BANGLADESH	12,802,353	11,619,507	-9.24	15,154,646	10,464,422	-30.95
SRI LANKA	3,572,253	3,373,480	-5.56	5,573,298	4,300,348	-22.84
AFGHANISTAN	0	83,340	-	0	120,950	-
IRAN (ISLAMIC REPUBLIC OF)	7,569	103,783	1,271.16	82,992	480,699	479.21
SAUDI ARABIA	1,685,552	2,153,594	27.77	5,486,709	7,018,856	27.92
ISRAEL	157,040	241,050	53.50	277,770	335,652	20.84
KUWAIT	276,056	202,629	-26.60	674,845	620,007	-8.13
JORDAN	167,319	87,627	-47.63	322,833	123,561	-61.73
LEBANON	236,295	128,700	-45.53	574,765	221,467	-61.47
YEMEN	1,112,513	198,176	-82.19	1,578,511	370,049	-76.56
OMAN	142,054	59,061	-58.42	288,221	98,819	-65.71
SYRIA ARAB REPUBLIC	874,409	419,869	-51.98	1,507,790	928,379	-38.43
TURKEY	23,676,855	10,137,479	-57.18	30,876,268	8,803,660	-71.49
UNITED ARAB EMIRATES	3,150,998	2,691,942	-14.57	7,468,377	6,004,026	-19.61
QATAR	28,511	39,042	36.94	113,791	139,391	22.50
BAHRAIN	2,394,690	38,729	-98.38	2,461,080	91,137	-96.30
CYPRUS	13,854	5,667	-59.09	59,060	21,438	-63.70
EGYPT	3,494,739	3,860,658	10.47	4,483,077	3,397,778	-24.21
LIBYAN ARAB JAMAHIRIYA	14,283	96,802	577.74	62,478	377,895	504.84
MOROCCO	79,796	264,277	231.19	263,195	863,268	228.00
TUNISIA	66,423	50,789	-23.54	168,527	124,821	-25.93
ALGERIA	1,870,067	200,039	-89.30	2,678,883	191,740	-92.84
SUDAN	307,913	8,634	-97.20	2,070,226	39,936	-98.07
NAMIBIA	0	33,131	-	0	114,374	-
ETHIOPIA	54,299	2,456	-95.48	37,639	8,127	-78.41
TANZANIA, UNITED REPUBLIC O	138,214	395,018	185.80	305,022	1,194,689	291.67
MADAGASCAR	273,379	55,321	-79.76	456,778	114,943	-74.84
SOMALIA	71,831	57,216	-20.35	232,242	160,310	-30.97
KENYA	1,646,886	1,167,749	-29.09	2,474,771	879,062	-64.48
REUNION	68,383	104,472	52.77	124,843	172,970	38.55

TABEL 5. PERKEMBANGAN EKSPOR INDONESIA MENURUT KOMODITI DAN NEGARA TUJUAN

JENIS BARANG	BERAT BERSIH (KG)		PERUB	NILAI FOB (US \$)		PERUB
	JAN-MEI 2008	JAN-MEI 2009	%	JAN-MEI 2008	JAN-MEI 2009	%
(1)	(2)	(3)	(4)	(5)	(6)	(7)
MOZAMBIQUE	5,555	1,839	-66.89	5,880	1,881	-68.01
TOGO	242,882	351,367	44.67	470,091	508,090	8.08
GHANA	448,052	610,209	36.19	784,798	791,431	0.85
LIBERIA	92,429	5	-99.99	80,347	39	-99.95
GUINEA	570,785	233,570	-59.08	835,630	215,932	-74.16
ANGOLA	56,656	14,445	-74.50	109,317	31,800	-70.91
CONGO	0	27,536	-	0	54,302	-
CAMEROON	180,373	125,263	-30.55	383,209	294,315	-23.20
NIGERIA	1,733,595	3,189,868	84.00	4,307,359	6,069,649	40.91
GABON	36,683	97,909	166.91	68,765	148,043	115.29
COTE D'IVOIRE	403,342	180,320	-55.29	1,079,249	995,863	-7.73
SENEGAL	64,820	60,861	-6.11	154,940	183,327	18.32
MAURITANIA	38,694	69,744	80.24	68,013	88,572	30.23
MALI	115,762	172,921	49.38	246,683	330,802	34.10
BENIN	79,936	81,469	1.92	122,944	151,150	22.94
BURKINA FASO	23,805	33,881	42.33	37,855	40,763	7.68
GAMBIA	0	161	-	0	482	-
SEYCHELLES	675	16,120	2,288.15	1,958	18,329	836.11
UGANDA	2,064	1	-99.95	5,935	13	-99.78
NIGER	0	3,749	-	0	15,297	-
DJIBOUTI	20,149	5,534	-72.53	64,169	18,949	-70.47
SOUTH AFRICA	1,568,093	7,988,973	409.47	2,747,145	9,119,567	231.97
ZAMBIA	27,557	27	-99.90	47,079	129	-99.73
MAURITIUS	3,123,133	2,658,959	-14.86	4,438,793	2,739,180	-38.29
VIRGIN ISLANDS (BRITISH)	92,478	28	-99.97	119,214	84	-99.93
AUSTRALIA	23,686,290	13,681,501	-42.24	38,867,564	19,612,550	-49.54
NEW ZEALAND	1,073,867	1,892,289	76.21	2,276,842	2,243,281	-1.47
MICRONESIA, FEDERATED STAT	0	10	-	0	30	-
GUAM	474	11,710	2,370.46	4,963	32,773	560.35
PALAU	290	871	200.34	491	4,101	735.23
NEW CALEDONIA	45,708	29,494	-35.47	161,073	155,231	-3.63
NORTHERN MARIANA ISLANDS	0	1	-	0	1	-
VANUATU	5,607	5,760	2.73	7,847	14,087	79.52
WALLIS AND FUTUNA ISLANDS	32	26	-18.75	50	55	10.00
COOK ISLANDS	7,936	167	-97.90	18,612	971	-94.78
FIJI	269,027	195,958	-27.16	796,079	386,123	-51.50
KIRIBATI	24	0	-100.00	271	0	-100.00
SAMOA	19,425	5,641	-70.96	122,047	21,411	-82.46
SOLOMON ISLANDS	22,000	58,730	166.95	31,570	44,421	40.71
TONGA	17,705	6,392	-63.90	15,832	10,684	-32.52
EAST TIMOR	957,726	2,058,338	114.92	744,445	1,795,199	141.15
UNITED STATES	83,005,958	70,570,420	-14.98	147,577,614	95,185,929	-35.50
CANADA	960,360	979,621	2.01	3,180,191	2,586,109	-18.68
MEXICO	441,825	623,426	41.10	1,782,207	2,090,681	17.31
GUATEMALA	647,112	189,042	-70.79	969,577	309,327	-68.10
HONDURAS	31,010	25,671	-17.22	80,975	53,046	-34.49
NICARAGUA	176	122	-30.68	214	250	16.82
PANAMA	359	6,907	1,823.96	677	26,944	3,879.91
SURINAME	13,362	24,490	83.28	31,315	119,135	280.44
CHILE	51,962	1,021,624	1,866.10	180,949	918,614	407.66
VENEZUELA	13,472	18,340	36.13	45,607	227,298	398.38
ARGENTINA	63,825	163,546	156.24	148,634	316,630	113.03
BRAZIL	233,799	1,998,043	754.60	2,039,281	4,529,411	122.11
COLOMBIA	54,752	18,408	-66.38	752,213	253,600	-66.29
BOLIVIA	6,487	0	-100.00	27,557	0	-100.00
URUGUAY	338,466	232,342	-31.35	583,993	282,448	-51.64
PARAGUAY	18,500	2,320,000	12,440.54	19,500	2,319,743	11,796.12
ECUADOR	29,804	0	-100.00	60,952	0	-100.00
PERU	236,022	70,408	-70.17	759,129	396,129	-47.82
GUYANA	55,581	19,238	-65.39	91,057	23,444	-74.25
TRINIDAD AND TOBAGO	5,360	14,251	165.88	40,915	74,609	82.35
BAHAMAS	5,872	6	-99.90	8,803	6	-99.93
JAMAICA	16,537	8,941	-45.93	31,067	29,597	-4.73
PUERTO RICO	130,532	42,176	-67.69	280,512	69,932	-75.07
DOMINICAN REPUBLIC	1,816	8,883	389.15	8,980	33,425	272.22
EL SALVADOR	44,000	61,600	40.00	61,246	57,717	-5.76
COSTA RICA	388,689	16,001	-95.88	605,979	72,313	-88.07
HAITI	2,834	8	-99.72	11,801	16	-99.86
BARBADOS	32	20	-37.50	61	75	22.95
ANTIGUA AND BARBUDA	0	230	-	0	420	-
ANGUILLA	0	18,490	-	0	13,179	-
BERMUDA	803	800	-0.37	4,060	2,754	-32.17
CAYMAN ISLANDS	2,438	0	-100.00	553	0	-100.00
FRENCH GUIANA	685	1,967	187.15	1,248	2,435	95.11
FRENCH POLYNESIA	13,249	4,104	-69.02	32,290	12,273	-61.99
GRENADA	16	0	-100.00	108	0	-100.00
MARTINIQUE	443	461	4.06	2,231	1,085	-51.37
NETHERLANDS ANTILLES	38,080	8,684	-77.20	11,720	5,461	-53.40

TABEL 5. PERKEMBANGAN EKSPOR INDONESIA MENURUT KOMODITI DAN NEGARA TUJUAN

JENIS BARANG	BERAT BERSIH (KG)		PERUB %	NILAI FOB (US \$)		PERUB %
	JAN-MEI 2008	JAN-MEI 2009		JAN-MEI 2008	JAN-MEI 2009	
(1)	(2)	(3)	(4)	(5)	(6)	(7)
TURKS AND CAICOS ISLANDS	810	0	-100.00	1,732	0	-100.00
GUADELOUPE	1,965	2,692	37.00	3,295	3,357	1.88
UNITED KINGDOM	4,609,442	3,013,657	-34.62	11,188,985	6,477,975	-42.10
NETHERLANDS	1,884,150	1,601,063	-15.02	4,558,242	3,692,395	-19.00
FRANCE	2,503,311	1,765,982	-29.45	7,763,286	7,026,784	-9.49
GERMANY, FED. REP. OF	2,153,317	1,743,317	-19.04	6,636,597	5,273,801	-20.53
AUSTRIA	7,434	3,109	-58.18	60,544	12,661	-79.09
BELGIUM	4,221,535	8,776,988	107.91	10,725,828	12,304,443	14.72
SWITZERLAND	1,128,849	33,119	-97.07	1,882,772	322,849	-82.85
LUXEMBOURG	0	1,001	-	0	987	-
MONACO	0	12,072	-	0	37,007	-
DENMARK	88,641	209,177	135.98	300,024	499,965	66.64
NORWAY	53,191	44,826	-15.73	261,402	112,772	-56.86
SWEDEN	160,154	113,762	-28.97	683,305	458,701	-32.87
FINLAND	127,527	63,695	-50.05	285,074	165,305	-42.01
IRELAND	329,578	323,905	-1.72	618,720	361,521	-41.57
ITALY	1,776,315	1,801,626	1.42	4,360,419	4,266,145	-2.16
SPAIN	2,462,608	2,841,867	15.40	5,426,534	5,761,528	6.17
PORTUGAL	320,072	238,817	-25.39	846,099	865,017	2.24
ICELAND	220,000	220,000	0.00	341,138	247,441	-27.47
GREECE	1,379,509	582,729	-57.76	2,831,248	1,578,406	-44.25
ANDORRA	256	0	-100.00	118	0	-100.00
DEMOCRATIC REPUBLIC OF THE	101,517	49,705	-51.04	105,124	48,184	-54.16
HUNGARY	86,443	41,727	-51.73	212,502	97,941	-53.91
POLAND	621,616	255,541	-58.89	1,244,999	1,030,889	-17.20
ROMANIA	272,453	143,746	-47.24	546,831	285,818	-47.73
BULGARIA	70,640	1,517	-97.85	167,668	5,520	-96.71
YUGOSLAVIA	348	1	-99.71	3,764	11	-99.71
ALBANIA	0	1,098	-	0	1,906	-
ARMENIA	23,226	21,542	-7.25	68,266	58,217	-14.72
AZERBAIJAN	16,893	0	-100.00	50,069	0	-100.00
KAZAKHSTAN	0	6	-	0	52	-
UKRAINE	2,483,386	134,370	-94.59	3,928,833	357,444	-90.90
LITHUANIA	172,290	61,232	-64.46	315,286	105,379	-66.58
LATVIA	32,151	1,892	-94.12	62,435	9,312	-85.09
ESTONIA	0	1,004	-	0	2,698	-
CROATIA	39,715	14,275	-64.06	81,924	50,874	-37.90
BOSNIA AND HERZEGOVINA	4,906	4	-99.92	23,783	350	-98.53
MALTA	1,462	31,305	2,041.24	9,021	87,484	869.78
SLOVAKIA	2,394	11,068	362.32	18,441	119,966	550.54
SLOVENIA	236	6,333	2,583.47	2,253	28,523	1,166.00
CZECH REPUBLIC	3,496	34,704	892.68	27,793	68,555	146.66
RUSSIA FEDERATION	1,964,449	2,036,547	3.67	3,993,119	3,515,055	-11.97
-BAHAN KERTAS	1,009,217,489	961,619,898	-4.72	553,069,156	321,516,464	-41.87
JAPAN	63,778,784	44,354,991	-30.45	43,893,916	15,938,931	-63.69
KOREA, REPUBLIC OF	231,671,241	105,657,905	-54.39	112,340,254	33,885,291	-69.84
TAIWAN	44,829,111	31,366,409	-30.03	28,398,020	10,631,443	-62.56
CHINA	484,532,705	596,303,108	23.07	270,334,420	201,254,279	-25.55
THAILAND	6,272,797	1,142,945	-81.78	4,211,178	352,873	-91.62
SINGAPORE	500,841	0	-100.00	195,947	0	-100.00
PHILIPPINES	3,094,264	2,435,526	-21.29	1,413,383	968,580	-31.47
MALAYSIA	0	628,616	-	0	233,445	-
VIET NAM	13,557,006	31,897,602	135.29	5,476,997	10,525,258	92.17
INDIA	60,908,706	57,862,183	-5.00	32,660,073	18,469,773	-43.45
PAKISTAN	0	779,520	-	0	245,393	-
BANGLADESH	8,955,199	23,236,483	159.47	4,765,789	7,540,111	58.21
IRAN (ISLAMIC REPUBLIC OF)	777,158	1,500,000	93.01	451,754	527,213	16.70
SAUDI ARABIA	1,495,987	7,452,315	398.15	772,421	2,435,554	215.31
KUWAIT	996,505	4,488,512	350.43	388,637	1,447,302	272.40
JORDAN	497,910	0	-100.00	293,767	0	-100.00
LEBANON	19,802	999,900	4,949.49	11,881	299,970	2,424.79
SYRIA ARAB REPUBLIC	0	1,991,193	-	0	629,821	-
UNITED ARAB EMIRATES	2,629,793	6,709,020	155.12	1,500,324	2,215,424	47.66
EGYPT	0	99,900	-	0	34,965	-
KENYA	0	79,920	-	0	23,976	-
DJIBOUTI	0	1,006,495	-	0	301,949	-
AUSTRALIA	496,190	0	-100.00	262,981	0	-100.00
PANAMA	1,000,000	0	-100.00	625,000	0	-100.00
UNITED KINGDOM	5	0	-100.00	5	0	-100.00
NETHERLANDS	9,709,858	8,008,012	-17.53	5,103,912	2,602,324	-49.01
FRANCE	16,978,522	6,007,229	-64.62	9,091,876	1,952,345	-78.53
GERMANY, FED. REP. OF	96,364	0	-100.00	53,887	0	-100.00
FINLAND	0	38,044	-	0	10,044	-
ITALY	56,418,741	27,574,028	-51.13	30,822,734	8,989,695	-70.83
PORTUGAL	0	42	-	0	505	-
-ALAS KAKI (KULIT, KARET DAN	54,431,278	51,262,889	-5.82	763,236,891	750,061,530	-1.73

TABEL 5. PERKEMBANGAN EKSPOR INDONESIA MENURUT KOMODITI DAN NEGARA TUJUAN

JENIS BARANG	BERAT BERSIH (KG)		PERUB %	NILAI FOB (US \$)		PERUB %
	JAN-MEI 2008	JAN-MEI 2009		JAN-MEI 2008	JAN-MEI 2009	
(1)	(2)	(3)	(4)	(5)	(6)	(7)
JAPAN	3,105,111	2,715,487	-12.55	37,682,168	33,899,325	-10.04
HONG KONG	603,936	551,956	-8.61	8,091,221	7,356,607	-9.08
KOREA, DEMOCRATIC PEOPLE'S	20,802	0	-100.00	312,730	0	-100.00
KOREA, REPUBLIC OF	1,101,128	870,719	-20.92	13,801,379	12,338,327	-10.60
TAIWAN	965,315	672,870	-30.30	5,629,916	6,091,883	8.21
CHINA	1,867,673	1,250,808	-33.03	27,544,889	18,997,847	-31.03
MONGOLIA	0	45	-	0	904	-
PAPUA NEW GUINEA	44,682	32,278	-27.76	444,214	237,007	-46.65
THAILAND	284,287	243,993	-14.17	5,788,816	5,388,778	-6.91
SINGAPORE	1,903,802	1,591,741	-16.39	18,422,917	14,530,451	-21.13
PHILIPPINES	289,008	208,727	-27.78	2,740,382	1,747,825	-36.22
MALAYSIA	553,906	335,033	-39.51	5,310,603	3,259,387	-38.62
CAMBODIA	21	5,589	26,514.29	12	54,000	449,900.00
BRUNEI DARUSSALAM	9,797	10,975	12.02	89,563	83,776	-6.46
LAO PEOPLE'S DEMOCRATIC RE	0	1	-	0	39	-
NEPAL	1,149	5,404	370.32	13,188	58,697	345.08
VIET NAM	73,651	40,074	-45.59	784,928	555,121	-29.28
MALDIVES	159,104	119,221	-25.07	185,958	140,269	-24.57
INDIA	72,927	108,150	48.30	806,378	854,948	6.02
PAKISTAN	456	859	88.38	3,847	23,150	501.77
BANGLADESH	43,555	2,895	-93.35	192,400	30,569	-84.11
SRI LANKA	12,946	7,730	-40.29	22,175	69,656	214.12
IRAN (ISLAMIC REPUBLIC OF)	0	594	-	0	4,822	-
SAUDI ARABIA	89,705	58,251	-35.06	378,766	275,050	-27.38
ISRAEL	85,422	91,200	6.76	1,299,150	1,513,035	16.46
KUWAIT	3,587	0	-100.00	25,978	0	-100.00
JORDAN	27,290	34,854	27.72	89,081	178,980	100.92
LEBANON	8,091	36,157	346.88	95,187	162,810	71.04
YEMEN	62,210	159,806	156.88	124,604	188,661	51.41
OMAN	0	12	-	0	67	-
SYRIA ARAB REPUBLIC	3,688	8,607	133.38	54,258	49,179	-9.36
TURKEY	490,111	545,761	11.35	6,941,215	7,552,854	8.81
UNITED ARAB EMIRATES	325,830	286,159	-12.18	3,684,487	3,595,997	-2.40
QATAR	565	2,815	398.23	11,892	67,155	464.71
BAHRAIN	0	1,520	-	0	8,012	-
CYPRUS	4,884	1,802	-63.10	66,261	39,585	-40.26
EGYPT	42,274	21,658	-48.77	618,689	333,593	-46.08
MOROCCO	1,266	9,964	687.05	7,635	116,373	1,424.20
TUNISIA	7,333	28,352	286.64	108,990	53,128	-51.25
ALGERIA	2,150	18,841	776.33	44,203	51,011	15.40
TANZANIA, UNITED REPUBLIC O	312	2,865	818.27	2,025	15,486	664.74
MADAGASCAR	15,741	20,880	32.65	19,513	20,156	3.30
KENYA	22,800	8,331	-63.46	67,921	75,768	11.55
REUNION	10,895	7,439	-31.72	95,402	41,310	-56.70
MOZAMBIQUE	22,280	20,000	-10.23	5,666	5,355	-5.49
TOGO	4,215	397	-90.58	8,978	3,214	-64.20
GHANA	12,000	8,453	-29.56	3,000	9,690	223.00
LIBERIA	27	0	-100.00	100	0	-100.00
GUINEA	24,099	0	-100.00	62,959	0	-100.00
CONGO	70,831	36,000	-49.17	52,678	9,000	-82.92
CAMEROON	407	0	-100.00	4,284	0	-100.00
NIGERIA	0	104	-	0	1,828	-
SIERRA LEONE	0	159	-	0	20,693	-
GABON	1,925	38	-98.03	14,628	578	-96.05
COTE D'IVOIRE	1,389	202	-85.46	17,255	4,014	-76.74
SENEGAL	1,095	266	-75.71	12,703	4,508	-64.51
MAURITANIA	0	12,630	-	0	4,500	-
BENIN	7,358	0	-100.00	21,097	0	-100.00
GAMBIA	0	1,637	-	0	3,648	-
U.S. VIRGIN ISLANDS	2	0	-100.00	13	0	-100.00
SEYCHELLES	2,692	273	-89.86	13,702	1,388	-89.87
UGANDA	0	2,758	-	0	17,000	-
DJIBOUTI	0	681	-	0	13,122	-
SOUTH AFRICA	384,998	562,172	46.02	5,891,918	7,633,263	29.55
ZAMBIA	0	4,810	-	0	54,931	-
MAURITIUS	10,730	11,458	6.78	46,416	19,186	-58.67
AUSTRALIA	871,234	608,392	-30.17	12,135,995	9,314,224	-23.25
NEW ZEALAND	114,208	77,968	-31.73	1,876,750	1,519,834	-19.02
PALAU	466	27	-94.21	784	540	-31.12
NEW CALEDONIA	604	297	-50.83	3,912	23,330	496.37
VANUATU	3,118	4,371	40.19	8,399	5,367	-36.10
AMERICAN SAMOA	4	0	-100.00	361	0	-100.00
COOK ISLANDS	146	202	38.36	1,848	978	-47.08
FIJI	2,185	2,013	-7.87	28,322	9,248	-67.35
EAST TIMOR	262,944	269,760	2.59	286,693	263,407	-8.12
UNITED STATES	11,367,710	11,380,149	0.11	165,718,575	176,493,642	6.50
CANADA	444,445	552,504	24.31	6,628,166	8,465,264	27.72
MEXICO	1,414,858	821,630	-41.93	14,759,739	10,001,037	-32.24

TABEL 5. PERKEMBANGAN EKSPOR INDONESIA MENURUT KOMODITI DAN NEGARA TUJUAN

JENIS BARANG	BERAT BERSIH (KG)		PERUB %	NILAI FOB (US \$)		PERUB %
	JAN-MEI 2008	JAN-MEI 2009		JAN-MEI 2008	JAN-MEI 2009	
(1)	(2)	(3)	(4)	(5)	(6)	(7)
HONDURAS	19,039	0	-100.00	133,254	0	-100.00
NICARAGUA	0	199	-	0	1,163	-
PANAMA	453,106	573,553	26.58	6,672,781	8,711,522	30.55
SURINAME	230	868	277.39	3,350	13,167	293.04
CHILE	249,488	318,785	27.78	3,813,791	4,251,938	11.49
VENEZUELA	11,109	70,154	531.51	139,171	792,756	469.63
ARGENTINA	261,184	226,590	-13.25	3,910,985	3,162,573	-19.14
BRAZIL	266,334	571,034	114.41	4,406,953	8,879,225	101.48
COLOMBIA	61,902	39,900	-35.54	833,382	596,714	-28.40
BOLIVIA	3,527	5,412	53.44	46,353	119,688	158.21
URUGUAY	26,686	21,165	-20.69	473,697	330,423	-30.25
PARAGUAY	27,093	17,666	-34.79	375,101	258,339	-31.13
ECUADOR	27,885	29,366	5.31	440,884	446,074	1.18
PERU	27,683	77,404	179.61	347,673	1,122,987	223.00
JAMAICA	2,382	384	-83.88	22,291	5,100	-77.12
PUERTO RICO	3,427	3,263	-4.79	22,215	14,582	-34.36
DOMINICAN REPUBLIC	1,157	151	-86.95	2,297	1,196	-47.93
EL SALVADOR	1,374	10,038	630.57	16,283	175,202	975.98
COSTA RICA	714	9,251	1,195.66	3,616	178,899	4,847.43
HAITI	0	18	-	0	40	-
BARBADOS	22,007	64	-99.71	60,196	1,860	-96.91
ANTIGUA AND BARBUDA	298	0	-100.00	1,731	0	-100.00
BERMUDA	276	465	68.48	1,529	4,495	193.98
CAYMAN ISLANDS	2	0	-100.00	125	0	-100.00
FRENCH GUIANA	16	593	3,606.25	55	14,922	27,030.91
FRENCH POLYNESIA	6,128	4,377	-28.57	19,960	33,144	66.05
MARTINIQUE	70	322	360.00	426	473	11.03
NETHERLANDS ANTILLES	1,502	2,649	76.36	13,386	52,015	288.58
TURKS AND CAICOS ISLANDS	166	0	-100.00	355	0	-100.00
GUADELOUPE	0	737	-	0	1,292	-
SAINT KITTS AND NEVIS	1	43	4,200.00	2	814	40,600.00
UNITED KINGDOM	4,149,983	4,320,332	4.10	55,970,017	63,775,441	13.95
NETHERLANDS	2,727,972	2,350,911	-13.82	41,456,022	39,955,753	-3.62
FRANCE	1,347,297	1,389,643	3.14	19,516,332	18,247,180	-6.50
GERMANY, FED. REP. OF	4,760,456	3,864,936	-18.81	77,751,029	67,264,446	-13.49
AUSTRIA	73,514	59,086	-19.63	1,029,419	714,149	-30.63
BELGIUM	5,347,602	5,837,864	9.17	78,610,888	86,651,726	10.23
SWITZERLAND	87,633	101,446	15.76	1,256,541	1,396,748	11.16
LUXEMBOURG	0	14,734	-	0	94,917	-
MONACO	976	392	-59.84	9,328	3,196	-65.74
DENMARK	850,978	735,640	-13.55	15,804,592	13,782,133	-12.80
NORWAY	50,890	58,077	14.12	913,306	1,019,936	11.68
SWEDEN	167,190	172,380	3.10	2,326,886	2,269,228	-2.48
FINLAND	64,732	41,195	-36.36	2,177,229	839,292	-61.45
IRELAND	99,921	104,110	4.19	1,549,539	1,592,501	2.77
ITALY	3,139,301	3,460,360	10.23	51,300,817	51,482,882	0.35
SPAIN	1,088,222	752,113	-30.89	14,513,251	10,741,872	-25.99
PORTUGAL	132,642	37,015	-72.09	3,442,435	906,394	-73.67
ICELAND	1,364	1,367	0.22	17,028	32,322	89.82
GREECE	383,552	343,415	-10.46	5,237,810	5,185,676	-1.00
HUNGARY	22,640	14,240	-37.10	261,144	185,009	-29.15
POLAND	42,024	18,766	-55.34	389,381	431,003	10.69
ROMANIA	1,456	5,200	257.14	40,292	85,594	112.43
BULGARIA	37,866	34,809	-8.07	247,341	244,003	-1.35
YUGOSLAVIA	52,363	18,055	-65.52	806,937	227,393	-71.82
KAZAKHSTAN	5,292	7,081	33.81	111,023	125,989	13.48
KYRGYZSTAN	523	0	-100.00	4,478	0	-100.00
UKRAINE	115,350	89,562	-22.36	1,546,330	1,461,551	-5.48
LITHUANIA	6,843	1,318	-80.74	202,691	59,480	-70.65
LATVIA	5,787	4,683	-19.08	59,314	43,188	-27.19
ESTONIA	3,008	3,232	7.45	28,943	20,884	-27.84
CROATIA	13,301	19,889	49.53	178,916	170,947	-4.45
BOSNIA AND HERZEGOVINA	718	0	-100.00	7,429	0	-100.00
MALTA	93	783	741.94	1,848	947	-48.76
SLOVAKIA	178,241	155,657	-12.67	6,918,571	6,414,127	-7.29
SLOVENIA	81,339	128,970	58.56	708,947	1,268,031	78.86
CZECH REPUBLIC	50,308	63,834	26.89	619,991	931,567	50.25
RUSSIA FEDERATION	521,735	567,569	8.78	7,251,122	9,301,035	28.27
-PRODUK KERAMIK	202,343,931	161,101,911	-20.38	128,828,812	88,016,417	-31.68
JAPAN	3,386,228	2,216,180	-34.55	11,512,685	6,586,923	-42.79
HONG KONG	322,074	427,026	32.59	750,938	932,359	24.16
KOREA, REPUBLIC OF	18,566,023	16,771,977	-9.66	7,968,282	6,479,749	-18.68
TAIWAN	18,615,416	9,077,718	-51.24	6,069,005	3,169,303	-47.78
CHINA	401,950	240,955	-40.05	1,291,274	472,020	-63.45
MACAU	8,185	9,831	20.11	86,390	123,455	42.90
PAPUA NEW GUINEA	56,871	257,651	353.04	15,691	50,016	218.76
THAILAND	16,605,969	12,967,520	-21.91	5,910,492	4,161,145	-29.60

TABEL 5. PERKEMBANGAN EKSPOR INDONESIA MENURUT KOMODITI DAN NEGARA TUJUAN

JENIS BARANG	BERAT BERSIH (KG)		PERUB %	NILAI FOB (US \$)		PERUB %
	JAN-MEI 2008	JAN-MEI 2009		JAN-MEI 2008	JAN-MEI 2009	
(1)	(2)	(3)	(4)	(5)	(6)	(7)
SINGAPORE	2,119,677	2,377,649	12.17	1,743,004	1,836,026	5.34
PHILIPPINES	5,160,036	9,138,124	77.09	1,550,372	1,912,552	23.36
MALAYSIA	19,473,919	20,891,042	7.28	5,079,840	5,300,238	4.34
MYANMAR (FORM. BURMA)	700,884	343,093	-51.05	117,295	57,247	-51.19
CAMBODIA	2,116,425	1,390,408	-34.30	417,869	379,047	-9.29
BRUNEI DARUSSALAM	1,804,474	1,678,190	-7.00	502,094	461,349	-8.12
LAO PEOPLE'S DEMOCRATIC RE	0	19,762	-	0	16,446	-
NEPAL	43,977	54,241	23.34	26,520	34,585	30.41
VIET NAM	483,404	613,382	26.89	340,508	327,104	-3.94
MALDIVES	3,137,930	272,019	-91.33	690,391	174,351	-74.75
INDIA	930,938	835,246	-10.28	1,636,316	1,518,531	-7.20
PAKISTAN	9,101,986	4,484,784	-50.73	1,852,623	949,874	-48.73
BANGLADESH	132,847	151,370	13.94	57,664	102,958	78.55
SRI LANKA	6,795,889	5,552,024	-18.30	1,330,287	1,051,729	-20.94
AFGHANISTAN	0	326,476	-	0	55,841	-
IRAQ	243,662	527,122	116.33	75,251	117,627	56.31
IRAN (ISLAMIC REPUBLIC OF)	99,527	67,987	-31.69	325,947	154,454	-52.61
SAUDI ARABIA	9,080,117	10,725,615	18.12	1,783,675	2,416,556	35.48
ISRAEL	1,074,884	664,683	-38.16	224,152	317,965	41.85
KUWAIT	712,870	269,928	-62.14	133,013	78,103	-41.28
JORDAN	678,203	136,338	-79.90	164,954	44,825	-72.83
LEBANON	103,546	23,771	-77.04	47,169	78,253	65.90
YEMEN	234,397	1,887,362	705.20	51,093	497,132	872.99
OMAN	47,177	21,176	-55.11	12,863	24,787	92.70
SYRIA ARAB REPUBLIC	605	799	32.07	923	6,688	624.59
TURKEY	1,120,418	615,590	-45.06	1,359,839	572,159	-57.92
UNITED ARAB EMIRATES	5,408,220	1,990,817	-63.19	2,942,458	1,660,023	-43.58
QATAR	2,369,811	325,389	-86.27	1,027,106	318,714	-68.97
BAHRAIN	316,640	233,835	-26.15	135,816	150,514	10.82
CYPRUS	18,052	2,014	-88.84	29,498	2,797	-90.52
EGYPT	244,525	470,395	92.37	303,485	617,086	103.33
LIBYAN ARAB JAMAHIRIYA	0	8,270	-	0	13,164	-
MOROCCO	62	33,942	54,645.16	376	20,614	5,382.45
TUNISIA	13,461	21,966	63.18	33,992	45,952	35.18
ALGERIA	0	1,159	-	0	591	-
SUDAN	27,981	7,311	-73.87	27,385	21,166	-22.71
NAMIBIA	0	39	-	0	93	-
ETHIOPIA	0	99,880	-	0	12,842	-
TANZANIA, UNITED REPUBLIC O	166,152	8,053	-95.15	23,066	4,335	-81.21
MADAGASCAR	4,063	28,552	602.73	5,764	9,542	65.54
KENYA	276	676	144.93	136	1,748	1,185.29
REUNION	1,087,887	1,991,641	83.07	287,692	439,280	52.69
MOZAMBIQUE	460	31,416	6,729.57	283	53,092	18,660.42
BOTSWANA	84,425	126,479	49.81	14,840	26,902	81.28
TOGO	17,539	1,735	-90.11	3,858	2,879	-25.38
GUINEA	0	3,077	-	0	5,958	-
ANGOLA	19,425	439,067	2,160.32	2,723	141,873	5,110.17
CAMEROON	0	7,915	-	0	2,702	-
NIGERIA	106,802	250,735	134.77	141,027	106,243	-24.66
GABON	544	490	-9.93	1,669	662	-60.34
COTE D'IVOIRE	5,591	0	-100.00	10,166	0	-100.00
SENEGAL	85	3,368	3,862.35	108	3,193	2,856.48
MAURITANIA	70,537	8,420	-88.06	13,839	3,000	-78.32
BENIN	2,486	0	-100.00	1,696	0	-100.00
GAMBIA	0	62	-	0	58	-
U.S. VIRGIN ISLANDS	62	456	635.48	36	1,978	5,394.44
SEYCHELLES	3,121	15,314	390.68	2,782	56,232	1,921.28
NIGER	66	0	-100.00	116	0	-100.00
DJIBOUTI	0	9,804	-	0	9,310	-
SAO TOME AND PRINCIPE	0	7,893	-	0	2,800	-
SWAZILAND	3,382	0	-100.00	1,870	0	-100.00
SOUTH AFRICA	5,748,763	4,045,251	-29.63	15,128,765	1,624,247	-89.26
MAURITIUS	2,367,336	3,030,328	28.01	567,222	652,341	15.01
VIRGIN ISLANDS (BRITISH)	0	235	-	0	83	-
AUSTRALIA	15,581,638	13,442,074	-13.73	6,383,507	6,489,325	1.66
NEW ZEALAND	1,047,763	363,602	-65.30	463,267	174,920	-62.24
GUAM	4,604	3,945	-14.31	5,179	8,038	55.20
PALAU	1,425	16	-98.88	2,421	327	-86.49
NEW CALEDONIA	38,183	14,766	-61.33	23,787	15,689	-34.04
SAINT VINCENT AND THE GREN.	1,023	0	-100.00	1,831	0	-100.00
VANUATU	49,924	80,919	62.08	84,128	23,290	-72.32
WALLIS AND FUTUNA ISLANDS	692	100	-85.55	1,278	185	-85.52
AMERICAN SAMOA	63,618	23,696	-62.75	13,390	5,244	-60.84
COOK ISLANDS	27,753	708	-97.45	14,575	1,031	-92.93
FIJI	203,616	246,230	20.93	84,523	103,758	22.76
SAMOA	24,296	117	-99.52	5,652	502	-91.12
SOLOMON ISLANDS	474	0	-100.00	1,265	0	-100.00
TONGA	6,548	1	-99.98	12,565	6,568	-47.73

TABEL 5. PERKEMBANGAN EKSPOR INDONESIA MENURUT KOMODITI DAN NEGARA TUJUAN

JENIS BARANG	BERAT BERSIH (KG)		PERUB	NILAI FOB (US \$)		PERUB
	JAN-MEI 2008	JAN-MEI 2009	%	JAN-MEI 2008	JAN-MEI 2009	%
(1)	(2)	(3)	(4)	(5)	(6)	(7)
EAST TIMOR	450,460	875,928	94.45	288,349	599,457	107.89
UNITED STATES	16,937,982	9,882,150	-41.66	21,972,802	16,015,209	-27.11
CANADA	2,726,567	2,289,614	-16.03	1,745,454	1,935,015	10.86
MEXICO	49,604	22,980	-53.67	138,382	82,493	-40.39
GUATEMALA	292	393	34.59	1,611	1,705	5.83
PANAMA	332,478	50,238	-84.89	92,941	14,488	-84.41
CHILE	193,542	54,929	-71.62	94,605	32,588	-65.55
VENEZUELA	21	2,262	10,671.43	14	6,035	43,007.14
ARGENTINA	11,150	11,994	7.57	15,021	24,224	61.27
BRAZIL	8,979	7,162	-20.24	37,609	8,264	-78.03
COLOMBIA	50,183	30,954	-38.32	50,935	41,849	-17.84
BOLIVIA	24,089	25,001	3.79	6,104	6,498	6.45
URUGUAY	23,760	25,406	6.93	5,472	7,872	43.86
ECUADOR	4	0	-100.00	8	0	-100.00
PERU	21,917	26,964	23.03	7,295	5,225	-28.38
TRINIDAD AND TOBAGO	148,314	1,797	-98.79	49,254	4,419	-91.03
BAHAMAS	18,922	20,067	6.05	9,805	12,489	27.37
JAMAICA	836,850	228,424	-72.70	246,782	74,912	-69.64
PUERTO RICO	334,653	237,944	-28.90	154,379	106,126	-31.26
DOMINICAN REPUBLIC	6,874	9,555	39.00	11,732	29,903	154.88
COSTA RICA	8,487	4,313	-49.18	7,320	771	-89.47
HAITI	0	378	-	0	636	-
BARBADOS	403	902	123.82	929	728	-21.64
ANTIGUA AND BARBUDA	24,893	1	-100.00	7,791	283	-96.37
ANGUILLA	0	116	-	0	189	-
ARUBA	24	0	-100.00	734	0	-100.00
BERMUDA	324	149	-54.01	2,596	436	-83.20
CAYMAN ISLANDS	164	0	-100.00	36	0	-100.00
FRENCH GUIANA	1,003	2,476	146.86	3,089	8,719	182.26
FRENCH POLYNESIA	598,427	11,183	-98.13	83,915	23,975	-71.43
GRENADA	48,285	52,150	8.00	16,664	20,545	23.29
MARTINIQUE	26,417	27,965	5.86	8,401	7,816	-6.96
NETHERLANDS ANTILLES	1,648	25,234	1,431.19	1,111	18,123	1,531.23
TURKS AND CAICOS ISLANDS	489	0	-100.00	830	0	-100.00
GAUDELOUPE	206,077	310,713	50.78	40,376	68,420	69.46
SAINT KITTS AND NEVIS	27	0	-100.00	41	0	-100.00
UNITED KINGDOM	4,875,888	3,198,249	-34.41	8,087,038	5,131,200	-36.55
NETHERLANDS	928,779	694,181	-25.26	1,252,779	828,171	-33.89
FRANCE	742,090	1,043,270	40.59	1,107,979	1,598,124	44.24
GERMANY, FED. REP. OF	659,884	382,131	-42.09	847,193	662,735	-21.77
AUSTRIA	7,968	9,041	13.47	15,416	16,063	4.20
BELGIUM	1,546,351	1,783,004	15.30	2,532,330	1,293,751	-48.91
SWITZERLAND	49,394	28,979	-41.33	160,242	130,255	-18.71
MONACO	11	51,118	464,609.09	39	11,530	29,464.10
DENMARK	72,553	32,312	-55.46	62,234	110,769	77.99
NORWAY	1,228,659	493,867	-59.80	624,924	184,647	-70.45
SWEDEN	1,283,050	710,131	-44.65	990,948	674,851	-31.90
FINLAND	66,527	52,784	-20.66	489,302	381,263	-22.08
IRELAND	49,706	119,716	140.85	21,580	213,902	891.20
ITALY	4,276,279	2,803,275	-34.45	3,513,675	2,533,282	-27.90
SPAIN	798,476	364,979	-54.29	1,146,357	768,377	-32.97
PORTUGAL	11,579	3,745	-67.66	26,512	5,888	-77.79
GREECE	1,606,599	1,508,701	-6.09	574,486	475,229	-17.28
ANDORRA	26,450	0	-100.00	8,988	0	-100.00
DEMOCRATIC REPUBLIC OF THE	0	127,794	-	0	27,427	-
HUNGARY	8,150	19,390	137.91	12,513	32,629	160.76
POLAND	17,403	287,450	1,551.73	17,132	82,588	382.07
ROMANIA	580	2,587	346.03	2,031	3,262	60.61
BULGARIA	6,334	8,851	39.74	9,948	9,449	-5.02
YUGOSLAVIA	568	2,210	289.08	679	4,331	537.85
AZERBAIJAN	110	0	-100.00	829	0	-100.00
KAZAKHSTAN	39	0	-100.00	144	0	-100.00
UKRAINE	1,251,677	75,459	-93.97	531,124	27,569	-94.81
LITHUANIA	530	0	-100.00	512	0	-100.00
LATVIA	0	40	-	0	727	-
ESTONIA	26,693	893	-96.65	8,045	1,683	-79.08
GEORGIA	2,882	0	-100.00	9,909	0	-100.00
CROATIA	91,175	34,825	-61.80	114,592	21,416	-81.31
BOSNIA AND HERZEGOVINA	379	0	-100.00	1,773	0	-100.00
MALTA	161,352	50,965	-68.41	51,046	24,805	-51.41
SLOVAKIA	1,279	702	-45.11	2,765	3,350	21.16
SLOVENIA	1,591	840	-47.20	2,512	1,613	-35.79
CZECH REPUBLIC	566,738	430,148	-24.10	184,858	154,152	-16.61
REP. OF MACEDONIA	0	21,172	-	0	3,247	-
RUSSIA FEDERATION	383,080	100,563	-73.75	380,430	136,432	-64.14
-EMAS BATANGAN	11,776	11,757	-0.16	347,843,590	341,071,428	-1.95
JAPAN	65	45	-30.77	1,784,011	1,317,727	-26.14

TABEL 5. PERKEMBANGAN EKSPOR INDONESIA MENURUT KOMODITI DAN NEGARA TUJUAN

JENIS BARANG	BERAT BERSIH (KG)		PERUB %	NILAI FOB (US \$)		PERUB %
	JAN-MEI 2008	JAN-MEI 2009		JAN-MEI 2008	JAN-MEI 2009	
(1)	(2)	(3)	(4)	(5)	(6)	(7)
HONG KONG	2,909	3,031	4.19	87,686,749	88,294,415	0.69
SINGAPORE	5,907	3,073	-47.98	173,124,700	88,461,631	-48.90
MALAYSIA	468	530	13.25	14,387,362	15,452,105	7.40
INDIA	0	100	-	0	2,978,834	-
UNITED ARAB EMIRATES	0	150	-	0	3,471,172	-
AUSTRALIA	2,414	3,145	30.28	70,538,321	91,895,009	30.28
UNITED STATES	0	94	-	0	1,523,093	-
SWITZERLAND	0	1,528	-	0	46,452,481	-
ITALY	13	61	369.23	322,447	1,224,961	279.90
-PESAWAT UDARA DAN BAGIAN	1,671,464	1,335,322	-20.11	33,674,412	49,174,300	46.03
JAPAN	5,114	1,763	-65.53	403,200	48,327	-88.01
HONG KONG	8,710	13,517	55.19	1,511,600	73,188	-95.16
KOREA, REPUBLIC OF	2,569	24,045	835.97	467,419	594,879	27.27
TAIWAN	6,470	8,649	33.68	178,981	1,032,246	476.73
CHINA	3,330	604	-81.86	629,279	359,929	-42.80
THAILAND	104,506	4,170	-96.01	586,518	1,040,872	77.47
SINGAPORE	534,292	156,850	-70.64	7,876,710	8,863,708	12.53
PHILIPPINES	31,963	180	-99.44	32,402	1,352	-95.83
MALAYSIA	475,267	59,311	-87.52	2,328,564	3,027,697	30.02
BRUNEI DARUSSALAM	390	62,209	15,851.03	41,815	70,144	67.75
NEPAL	80	0	-100.00	1,500	0	-100.00
VIET NAM	0	230	-	0	3,850	-
INDIA	2,228	0	-100.00	158,116	0	-100.00
PAKISTAN	220	40,561	18,336.82	411,961	403,720	-2.00
BANGLADESH	290	18	-93.79	12,000	1	-99.99
SRI LANKA	570	380	-33.33	8,000	4,728	-40.90
IRAN (ISLAMIC REPUBLIC OF)	0	140,867	-	0	1,623,000	-
SAUDI ARABIA	24,741	216,480	774.98	196,361	2,065,951	952.12
ISRAEL	150	0	-100.00	1,000	0	-100.00
JORDAN	200	0	-100.00	40,000	0	-100.00
YEMEN	234	247	5.56	6,690	14,100	110.76
OMAN	31,541	185,082	486.80	67,750	3,002,821	4,332.21
TURKEY	203	3	-98.52	166,717	7,850	-95.29
UNITED ARAB EMIRATES	1,461	382	-73.85	229,004	123,974	-45.86
KENYA	7,722	204	-97.36	135,450	26,000	-80.80
NIGERIA	0	1,234	-	0	34,000	-
BURKINA FASO	174	0	-100.00	6,255	0	-100.00
SOUTH AFRICA	21,071	320	-98.48	951,506	2,363	-99.75
MALAWI	51	0	-100.00	850	0	-100.00
AUSTRALIA	8,941	16,860	88.57	1,212,972	1,043,959	-13.93
NEW ZEALAND	5,014	9,371	86.90	114,162	1,569,300	1,274.63
VANUATU	0	23	-	0	2	-
FIJI	125	0	-100.00	549	0	-100.00
EAST TIMOR	0	153	-	0	22,064	-
UNITED STATES	66,941	273,683	308.84	2,893,703	6,719,857	132.22
CANADA	620	2,037	228.55	64,258	373,379	481.06
BOLIVIA	20,000	0	-100.00	20,000	0	-100.00
TRINIDAD AND TOBAGO	3	0	-100.00	9	0	-100.00
FRENCH POLYNESIA	0	409	-	0	160	-
UNITED KINGDOM	70,898	70,113	-1.11	8,752,901	12,104,413	38.29
NETHERLANDS	20,200	13,295	-34.18	740,754	569,477	-23.12
FRANCE	907	3,488	284.56	303,550	402,821	32.70
GERMANY, FED. REP. OF	70,216	9,991	-85.77	703,662	751,438	6.79
BELGIUM	710	520	-26.76	56,386	138,705	145.99
SWITZERLAND	4,562	5,385	18.04	278,164	159,515	-42.65
LUXEMBOURG	45	0	-100.00	5,500	0	-100.00
DENMARK	59	959	1,525.42	9,000	131,000	1,355.56
SWEDEN	2,100	1,237	-41.10	20,000	160,000	700.00
IRELAND	500	669	33.80	43,513	53,869	23.80
ITALY	1,122	2,807	150.18	27,438	73,233	166.90
SPAIN	123,628	6,851	-94.46	1,910,943	2,469,472	29.23
PORTUGAL	4,000	1	-99.98	5,000	119	-97.62
GREECE	76	0	-100.00	2,300	0	-100.00
BULGARIA	750	0	-100.00	15,000	0	-100.00
RUSSIA FEDERATION	6,500	164	-97.48	45,000	6,817	-84.85
-KAPAL LAUT DAN SEJENISNYA	160,562,207	189,142,263	17.80	265,531,448	596,669,032	124.71
JAPAN	33,179	115	-99.65	148,030	2,176	-98.53
HONG KONG	13,818	0	-100.00	9,762	0	-100.00
KOREA, REPUBLIC OF	3,200	16,000	400.00	3,200	3,248	1.50
TAIWAN	0	3,338	-	0	651	-
CHINA	0	14,161,060	-	0	243,807,500	-
THAILAND	1,536,488	3,171,351	106.40	10,065,186	3,808,073	-62.17
SINGAPORE	132,416,552	143,029,920	8.02	209,632,833	276,797,984	32.04
PHILIPPINES	0	2,013,040	-	0	5,730,259	-
MALAYSIA	8,190,431	2,272,267	-72.26	29,992,590	11,197,208	-62.67
BRUNEI DARUSSALAM	0	78,816	-	0	55,473	-

TABEL 5. PERKEMBANGAN EKSPOR INDONESIA MENURUT KOMODITI DAN NEGARA TUJUAN

JENIS BARANG	BERAT BERSIH (KG)		PERUB %	NILAI FOB (US \$)		PERUB %
	JAN-MEI 2008	JAN-MEI 2009		JAN-MEI 2008	JAN-MEI 2009	
(1)	(2)	(3)	(4)	(5)	(6)	(7)
VIET NAM	9,829,000	4,934,362	-49.80	4,000,000	4,013,121	0.33
MALDIVES	0	90,560	-	0	66,934	-
INDIA	124,000	2,332,000	1,780.65	4,638,000	2,757,960	-40.54
SRI LANKA	0	2,752,000	-	0	8,619,048	-
KUWAIT	0	11,998	-	0	60,500	-
YEMEN	19,500	0	-100.00	22,991	0	-100.00
TURKEY	110	0	-100.00	6,000	0	-100.00
UNITED ARAB EMIRATES	619,276	1,217,892	96.66	343,982	1,635,451	375.45
BAHRAIN	0	516,000	-	0	571,361	-
NIGERIA	0	3,053,600	-	0	5,255,471	-
SOUTH AFRICA	0	482	-	0	12,650	-
AUSTRALIA	7,224,000	4,627,156	-35.95	5,251,995	5,732,399	9.15
NEW ZEALAND	549,000	0	-100.00	1,200,000	0	-100.00
FIJI	0	4,227,000	-	0	25,006,713	-
EAST TIMOR	0	2,956	-	0	58,143	-
UNITED STATES	0	450	-	0	31,000	-
TRINIDAD AND TOBAGO	0	625,000	-	0	1,428,006	-
UNITED KINGDOM	30	3,357	11,090.00	10	8,674	86,640.00
FRANCE	2,965	92	-96.90	201,058	7,000	-96.52
GERMANY, FED. REP. OF	0	423	-	0	793	-
DENMARK	0	960	-	0	800	-
SPAIN	658	0	-100.00	15,811	0	-100.00
CROATIA	0	68	-	0	436	-
-PERLENGKAPAN OLAHRAGA D	10,806,942	9,204,008	-14.83	101,376,890	84,731,798	-16.42
JAPAN	592,498	552,028	-6.83	12,847,458	8,703,717	-32.25
HONG KONG	60,979	134,386	120.38	628,311	1,464,103	133.02
KOREA, REPUBLIC OF	148,845	153,953	3.43	921,550	902,019	-2.12
TAIWAN	54,420	29,311	-46.14	106,889	45,190	-57.72
CHINA	387,377	336,164	-13.22	3,319,950	2,918,937	-12.08
PAPUA NEW GUINEA	1,295	7	-99.46	8,332	105	-98.74
THAILAND	20,021	20,359	1.69	95,548	104,942	9.83
SINGAPORE	305,840	294,597	-3.68	4,430,991	3,276,230	-26.06
PHILIPPINES	97,729	24,880	-74.54	248,929	84,456	-66.07
MALAYSIA	297,058	136,551	-54.03	2,270,132	1,068,476	-52.93
CAMBODIA	1,371	0	-100.00	56,754	0	-100.00
BRUNEI DARUSSALAM	7,425	1,625	-78.11	19,860	4,408	-77.80
VIET NAM	15,186	1,609	-89.40	167,211	14,529	-91.31
MALDIVES	512	128	-75.00	2,018	572	-71.66
INDIA	42,935	48,552	13.08	299,395	452,334	51.08
PAKISTAN	73,167	43,660	-40.33	222,862	137,094	-38.48
SRI LANKA	83,203	40,823	-50.94	79,327	47,923	-39.59
IRAN (ISLAMIC REPUBLIC OF)	3,730	9,331	150.16	7,417	49,350	565.36
SAUDI ARABIA	149,959	142,275	-5.12	238,050	307,964	29.37
ISRAEL	2,663	11,505	332.03	30,673	74,376	142.48
KUWAIT	0	7,231	-	0	38,416	-
JORDAN	42,353	21,437	-49.38	100,250	87,853	-12.37
LEBANON	8,615	19,356	124.68	16,504	54,708	231.48
YEMEN	683	0	-100.00	1,920	0	-100.00
OMAN	300	0	-100.00	639	0	-100.00
TURKEY	14,429	367	-97.46	192,130	82	-99.96
UNITED ARAB EMIRATES	122,301	106,946	-12.56	980,430	617,091	-37.06
BAHRAIN	3,524	0	-100.00	6,664	0	-100.00
CYPRUS	391	250	-36.06	2,683	180	-93.29
EGYPT	13,154	13,142	-0.09	95,901	91,472	-4.62
MOROCCO	2,357	8,178	246.97	13,159	75,971	477.33
ALGERIA	48,486	29,471	-39.22	115,634	86,013	-25.62
SUDAN	31,102	21,891	-29.62	109,763	119,098	8.50
MADAGASCAR	0	2,760	-	0	960	-
KENYA	1,089	0	-100.00	22,460	0	-100.00
REUNION	0	826	-	0	7,310	-
ANGOLA	1,719	9,565	456.43	1,143	6,284	449.78
NIGERIA	5,007	30,510	509.35	23,758	159,700	572.19
GABON	390	0	-100.00	170	0	-100.00
BENIN	11,514	0	-100.00	68,695	0	-100.00
SOUTH AFRICA	4,023	20,282	404.15	60,526	98,933	63.46
MAURITIUS	871	77	-91.16	26,936	289	-98.93
AUSTRALIA	337,954	409,544	21.18	2,031,794	2,776,125	36.63
NEW ZEALAND	24,914	26,926	8.08	159,555	191,470	20.00
FIJI	716	1,056	47.49	4,538	8,258	81.97
EAST TIMOR	1,778	15,843	791.06	2,093	20,937	900.33
UNITED STATES	3,004,866	2,643,727	-12.02	28,464,784	24,485,712	-13.98
CANADA	132,143	135,789	2.76	1,102,416	1,325,238	20.21
MEXICO	297,836	255,813	-14.11	2,568,084	2,750,091	7.09
PANAMA	9,681	22,573	133.17	101,127	179,331	77.33
CHILE	24,603	33,147	34.73	99,913	335,368	235.66
VENEZUELA	61,787	59,584	-3.57	514,301	569,572	10.75
ARGENTINA	79,959	78,714	-1.56	657,149	695,178	5.79

TABEL 5. PERKEMBANGAN EKSPOR INDONESIA MENURUT KOMODITI DAN NEGARA TUJUAN

JENIS BARANG	BERAT BERSIH (KG)		PERUB	NILAI FOB (US \$)		PERUB
	JAN-MEI 2008	JAN-MEI 2009	%	JAN-MEI 2008	JAN-MEI 2009	%
(1)	(2)	(3)	(4)	(5)	(6)	(7)
BRAZIL	573,402	333,546	-41.83	4,527,746	3,094,133	-31.66
COLOMBIA	11,659	27,111	132.53	97,799	258,291	164.10
URUGUAY	1,021	0	-100.00	4,956	0	-100.00
PARAGUAY	3,341	0	-100.00	21,600	0	-100.00
ECUADOR	3,740	0	-100.00	38,559	0	-100.00
PERU	2,981	20,474	586.82	22,383	150,984	574.55
EL SALVADOR	9,915	0	-100.00	107,678	0	-100.00
COSTA RICA	0	923	-	0	11,404	-
HAITI	0	4,327	-	0	12,508	-
FRENCH POLYNESIA	1,022	257	-74.85	15,216	273	-98.21
NETHERLANDS ANTILLES	0	388	-	0	30,870	-
UNITED KINGDOM	785,156	743,179	-5.35	6,877,796	6,259,782	-8.99
NETHERLANDS	364,625	331,221	-9.16	2,756,398	3,219,542	16.80
FRANCE	508,468	470,154	-7.54	4,000,326	4,011,256	0.27
GERMANY, FED. REP. OF	429,667	436,855	1.67	5,238,295	5,008,720	-4.38
AUSTRIA	53,413	26,334	-50.70	694,992	345,320	-50.31
BELGIUM	154,854	106,963	-30.93	1,898,252	1,243,854	-34.47
SWITZERLAND	48,602	20,985	-56.82	321,325	241,807	-24.75
DENMARK	69,434	85,465	23.09	848,497	749,969	-11.61
NORWAY	12,348	11,051	-10.50	100,790	94,116	-6.62
SWEDEN	169,832	111,056	-34.61	1,426,505	648,127	-54.57
FINLAND	845	8,410	895.27	61,867	159,620	158.01
IRELAND	7,396	6,167	-16.62	81,559	19,687	-75.86
ITALY	269,200	140,505	-47.81	2,471,617	1,403,771	-43.20
SPAIN	124,552	59,516	-52.22	1,265,033	606,618	-52.05
PORTUGAL	17,335	14,416	-16.84	244,739	198,136	-19.04
ICELAND	3,368	1,364	-59.50	48,503	15,813	-67.40
GREECE	71,918	57,133	-20.56	676,448	468,327	-30.77
HUNGARY	34,911	8,828	-74.71	228,873	133,459	-41.69
POLAND	81,629	39,375	-51.76	695,723	413,404	-40.58
ROMANIA	8,873	504	-94.32	90,964	4,335	-95.23
YUGOSLAVIA	5,601	0	-100.00	16,499	0	-100.00
BELARUS	8,837	0	-100.00	41,123	0	-100.00
KAZAKHSTAN	2,434	3,076	26.38	26,590	34,766	30.75
UKRAINE	20,211	0	-100.00	190,958	0	-100.00
LITHUANIA	0	64	-	0	1,505	-
LATVIA	108	8	-92.59	6,240	333	-94.66
CROATIA	9,961	36,518	266.61	25,154	113,687	351.96
MALTA	0	184	-	0	2,600	-
SLOVAKIA	3,926	1,161	-70.43	69,371	9,362	-86.50
SLOVENIA	4,088	8,877	117.15	11,325	54,599	382.11
CZECH REPUBLIC	175,470	97,946	-44.18	1,330,012	971,287	-26.97
RUSSIA FEDERATION	118,041	32,918	-72.11	1,248,403	301,168	-75.88
-PENA DAN PENSIL	4,456,901	3,596,635	-19.30	31,805,142	28,989,112	-8.85
JAPAN	137,419	51,747	-62.34	1,518,140	624,513	-58.86
HONG KONG	31,830	21,423	-32.70	311,580	208,186	-33.18
KOREA, REPUBLIC OF	24,966	19,830	-20.57	270,806	194,811	-28.06
TAIWAN	20,166	10,516	-47.85	174,552	109,365	-37.35
CHINA	13,070	13,856	6.01	159,935	127,112	-20.52
PAPUA NEW GUINEA	16	0	-100.00	132	0	-100.00
THAILAND	116,908	110,064	-5.85	1,109,695	976,935	-11.96
SINGAPORE	50,976	35,781	-29.81	454,229	360,109	-20.72
PHILIPPINES	71,628	147,363	105.73	424,958	1,296,533	205.10
MALAYSIA	90,890	114,425	25.89	914,439	1,166,692	27.59
MYANMAR (FORM. BURMA)	12,399	0	-100.00	33,360	0	-100.00
CAMBODIA	95	0	-100.00	606	0	-100.00
BRUNEI DARUSSALAM	235	380	61.70	374	2,725	628.61
VIET NAM	1,650	21,469	1,201.15	20,968	135,082	544.23
MALDIVES	3,596	0	-100.00	7,220	0	-100.00
INDIA	3,462	2,844	-17.85	43,237	30,127	-30.32
PAKISTAN	0	4,160	-	0	33,338	-
BANGLADESH	42,676	45,364	6.30	393,651	398,388	1.20
SRI LANKA	1	0	-100.00	7	0	-100.00
IRAN (ISLAMIC REPUBLIC OF)	80,283	76,518	-4.69	553,828	696,024	25.68
SAUDI ARABIA	184,472	122,478	-33.61	1,770,726	1,255,708	-29.09
ISRAEL	0	125	-	0	938	-
KUWAIT	19,948	14,469	-27.47	213,745	170,333	-20.31
JORDAN	0	947	-	0	10,283	-
LEBANON	18,126	21,868	20.64	139,067	172,096	23.75
YEMEN	1	0	-100.00	4	0	-100.00
OMAN	11,522	21,427	85.97	114,140	233,632	104.69
SYRIA ARAB REPUBLIC	19,260	31,490	63.50	133,340	216,475	62.35
TURKEY	62,182	87,702	41.04	385,935	581,362	50.64
UNITED ARAB EMIRATES	47,875	54,796	14.46	420,885	567,965	34.95
QATAR	18,430	13,873	-24.73	197,871	125,849	-36.40
BAHRAIN	8,374	4,424	-47.17	88,992	50,300	-43.48
EGYPT	100,924	0	-100.00	762,835	0	-100.00

TABEL 5. PERKEMBANGAN EKSPOR INDONESIA MENURUT KOMODITI DAN NEGARA TUJUAN

JENIS BARANG	BERAT BERSIH (KG)		PERUB %	NILAI FOB (US \$)		PERUB %
	JAN-MEI 2008	JAN-MEI 2009		JAN-MEI 2008	JAN-MEI 2009	
(1)	(2)	(3)	(4)	(5)	(6)	(7)
LIBYAN ARAB JAMAHIRIYA	0	658	-	0	2,680	-
MOROCCO	8,125	21,500	164.62	73,190	205,070	180.19
ALGERIA	288	2,179	656.60	1,340	10,717	699.78
SUDAN	0	56	-	0	1,100	-
TOGO	0	38,500	-	0	17,504	-
COTE D'IVOIRE	58,642	0	-100.00	34,023	0	-100.00
SOUTH AFRICA	77,484	283	-99.63	303,763	4,093	-98.65
AUSTRALIA	154,061	91,993	-40.29	798,700	666,891	-16.50
NEW ZEALAND	9,523	7,179	-24.61	91,037	70,371	-22.70
COOK ISLANDS	1,266	0	-100.00	1,979	0	-100.00
FIJI	439	605	37.81	3,861	3,098	-19.76
EAST TIMOR	11,886	22,220	86.94	9,180	27,196	196.25
UNITED STATES	1,723,359	1,273,965	-26.08	10,610,591	9,453,078	-10.91
CANADA	16,596	13,213	-20.38	250,826	260,384	3.81
MEXICO	341,235	329,490	-3.44	2,470,147	2,416,954	-2.15
CHILE	1,549	0	-100.00	23,924	0	-100.00
ARGENTINA	3,255	958	-70.57	35,486	10,899	-69.29
COLOMBIA	86,097	120,267	39.69	538,929	969,813	79.95
ECUADOR	12,691	6,913	-45.53	98,498	60,205	-38.88
PUERTO RICO	0	462	-	0	3,384	-
FRENCH POLYNESIA	73	0	-100.00	280	0	-100.00
UNITED KINGDOM	97,304	39,273	-59.64	872,135	349,475	-59.93
NETHERLANDS	259,828	241,364	-7.11	1,595,108	1,644,550	3.10
FRANCE	34,997	13,438	-61.60	238,791	86,150	-63.92
GERMANY, FED. REP. OF	202,562	179,291	-11.49	1,434,420	1,357,519	-5.36
SWITZERLAND	1	0	-100.00	1	0	-100.00
DENMARK	1,195	0	-100.00	8,701	0	-100.00
NORWAY	4,315	1,687	-60.90	43,527	23,159	-46.79
SWEDEN	53,775	38,451	-28.50	597,312	442,869	-25.86
FINLAND	943	719	-23.75	11,703	11,313	-3.33
IRELAND	22,691	21,543	-5.06	238,759	242,499	1.57
ITALY	30,005	38,737	29.10	359,058	460,911	28.37
SPAIN	33,112	15,154	-54.23	274,128	134,599	-50.90
PORTUGAL	0	4,503	-	0	20,718	-
HUNGARY	0	6,056	-	0	120,783	-
POLAND	22	0	-100.00	79	0	-100.00
KAZAKHSTAN	173	0	-100.00	804	0	-100.00
CZECH REPUBLIC	16,029	16,639	3.81	165,605	166,249	0.39
-BATU SEMI PERMATA	22,187	4,413	-80.11	66,691	245,110	267.53
JAPAN	170	41	-75.88	22,916	35,692	55.75
TAIWAN	20,000	0	-100.00	10,000	0	-100.00
SINGAPORE	136	3	-97.79	2,064	468	-77.33
MALAYSIA	200	1,400	600.00	26,290	182,630	594.67
SOUTH AFRICA	127	0	-100.00	353	0	-100.00
AUSTRALIA	0	1	-	0	4,491	-
UNITED STATES	0	2,802	-	0	17,268	-
CANADA	0	13	-	0	170	-
BRAZIL	0	21	-	0	14	-
SAINT KITTS AND NEVIS	237	0	-100.00	354	0	-100.00
FRANCE	64	0	-100.00	135	0	-100.00
ITALY	0	132	-	0	4,377	-
SPAIN	189	0	-100.00	1,366	0	-100.00
GREECE	417	0	-100.00	2,415	0	-100.00
HUNGARY	647	0	-100.00	798	0	-100.00
-KOPER, TAS, DOMPET PLASTIK	3,053,918	2,991,581	-2.04	21,524,348	20,249,685	-5.92
JAPAN	469,675	383,145	-18.42	2,873,510	2,668,962	-7.12
HONG KONG	30,672	39,971	30.32	446,008	461,576	3.49
KOREA, REPUBLIC OF	15,385	40,659	164.28	98,186	176,516	79.78
TAIWAN	5,118	11,800	130.56	18,461	40,413	118.91
CHINA	128,924	30,378	-76.44	801,699	492,605	-38.55
PAPUA NEW GUINEA	702	77	-89.03	2,921	383	-86.89
THAILAND	34,647	17,041	-50.82	85,174	118,196	38.77
SINGAPORE	58,751	55,789	-5.04	700,656	621,801	-11.25
PHILIPPINES	24,258	16,142	-33.46	312,187	233,879	-25.08
MALAYSIA	44,850	18,035	-59.79	230,617	134,037	-41.88
BRUNEI DARUSSALAM	1,500	1,077	-28.20	3,256	13,555	316.31
VIET NAM	405	511	26.17	884	3,680	316.29
MALDIVES	2,995	191	-93.62	9,625	1,098	-88.59
INDIA	31,335	33,500	6.91	149,634	177,915	18.90
PAKISTAN	0	8,680	-	0	45,976	-
BANGLADESH	26,522	11,585	-56.32	70,268	28,899	-58.87
SRI LANKA	7,761	4,224	-45.57	12,492	9,576	-23.34
IRAN (ISLAMIC REPUBLIC OF)	1,279	479	-62.55	580	656	13.10
SAUDI ARABIA	20,270	37,956	87.25	106,728	138,495	29.76
ISRAEL	6	0	-100.00	113	0	-100.00
KUWAIT	860	198	-76.98	16,953	5,505	-67.53

TABEL 5. PERKEMBANGAN EKSPOR INDONESIA MENURUT KOMODITI DAN NEGARA TUJUAN

JENIS BARANG	BERAT BERSIH (KG)		PERUB %	NILAI FOB (US \$)		PERUB %
	JAN-MEI 2008	JAN-MEI 2009		JAN-MEI 2008	JAN-MEI 2009	
(1)	(2)	(3)	(4)	(5)	(6)	(7)
JORDAN	1,060	0	-100.00	9,185	0	-100.00
LEBANON	787	2,985	279.29	5,167	21,633	318.68
OMAN	0	34	-	0	115	-
SYRIA ARAB REPUBLIC	17	0	-100.00	96	0	-100.00
TURKEY	96	5	-94.79	1,412	47	-96.67
UNITED ARAB EMIRATES	213,769	231,594	8.34	960,993	1,088,102	13.23
QATAR	799	0	-100.00	47	0	-100.00
BAHRAIN	593	0	-100.00	3,692	0	-100.00
CYPRUS	0	1,643	-	0	4,613	-
MOROCCO	1,204	10,026	732.72	21,718	178,355	721.23
TUNISIA	0	645	-	0	11,487	-
NAMIBIA	32	1,334	4,068.75	292	923	216.10
TANZANIA, UNITED REPUBLIC O	31	0	-100.00	265	0	-100.00
MADAGASCAR	466	204	-56.22	1,147	1,762	53.62
KENYA	154	1,551	907.14	1,106	11,950	980.47
REUNION	2,236	1,760	-21.29	4,435	5,174	16.66
MOZAMBIQUE	73	0	-100.00	485	0	-100.00
GHANA	0	4,313	-	0	19,079	-
GUINEA	15	0	-100.00	157	0	-100.00
ANGOLA	0	28	-	0	32	-
CAMEROON	30	0	-100.00	286	0	-100.00
GABON	14	0	-100.00	12	0	-100.00
SEYCHELLES	83	88	6.02	1,922	3,000	56.09
SOUTH AFRICA	17,336	38,901	124.39	45,046	87,408	94.04
MAURITIUS	1,227	105	-91.44	8,312	2,907	-65.03
VIRGIN ISLANDS (BRITISH)	13	144	1,007.69	84	557	563.10
AUSTRALIA	42,611	74,881	75.73	240,445	352,615	46.65
NEW ZEALAND	5,167	6,749	30.62	28,754	12,580	-56.25
GUAM	138	0	-100.00	1,081	0	-100.00
PALAU	12	0	-100.00	75	0	-100.00
NEW CALEDONIA	3,295	2,077	-36.97	20,929	9,360	-55.28
VANUATU	183	0	-100.00	196	0	-100.00
WALLIS AND FUTUNA ISLANDS	3,952	0	-100.00	5,263	0	-100.00
COOK ISLANDS	2,153	1	-99.95	27,210	28	-99.90
FIJI	1,606	72	-95.52	9,299	520	-94.41
EAST TIMOR	447	16,187	3,521.25	232	16,720	7,106.90
UNITED STATES	500,262	722,377	44.40	5,107,772	5,834,025	14.22
CANADA	45,348	23,366	-48.47	160,451	154,664	-3.61
MEXICO	18,738	17,075	-8.88	91,414	113,824	24.51
NICARAGUA	0	16	-	0	60	-
PANAMA	23,821	11,964	-49.78	46,922	34,734	-25.98
CHILE	2,538	958	-62.25	5,358	1,765	-67.06
VENEZUELA	0	107	-	0	390	-
ARGENTINA	5,876	10,959	86.50	11,579	21,857	88.76
BRAZIL	30,767	29,525	-4.04	64,132	85,395	33.16
COLOMBIA	42	66	57.14	162	219	35.19
BOLIVIA	9	0	-100.00	100	0	-100.00
URUGUAY	1,428	1,511	5.81	3,137	4,090	30.38
PARAGUAY	8	11	37.50	29	30	3.45
ECUADOR	4,879	4,041	-17.18	9,749	9,068	-6.99
PERU	0	182	-	0	1,002	-
TRINIDAD AND TOBAGO	18	1,505	8,261.11	47	1,810	3,751.06
BAHAMAS	16	0	-100.00	227	0	-100.00
PUERTO RICO	4,356	288	-93.39	16,277	2,100	-87.10
DOMINICAN REPUBLIC	181	12	-93.37	200	125	-37.50
COSTA RICA	2,596	1	-99.96	3,663	15	-99.59
BARBADOS	671	14	-97.91	929	566	-39.07
BERMUDA	418	986	135.89	1,999	3,251	62.63
DOMINICA	88	0	-100.00	447	0	-100.00
FRENCH POLYNESIA	4,203	678	-83.87	14,325	7,389	-48.42
MARTINIQUE	1,840	1,374	-25.33	4,202	4,150	-1.24
NETHERLANDS ANTILLES	171	393	129.82	2,628	8,068	207.00
TURKS AND CAICOS ISLANDS	855	0	-100.00	1,490	0	-100.00
GUADELOUPE	23	428	1,760.87	39	784	1,910.26
UNITED KINGDOM	157,093	171,459	9.14	831,540	899,053	8.12
NETHERLANDS	163,476	106,501	-34.85	2,922,926	1,560,368	-46.62
FRANCE	30,290	34,537	14.02	149,751	183,744	22.70
GERMANY, FED. REP. OF	198,460	131,884	-33.55	1,027,800	815,054	-20.70
AUSTRIA	65	5,738	8,727.69	901	46,121	5,018.87
BELGIUM	164,893	385,650	133.88	620,180	1,527,036	146.22
SWITZERLAND	94,456	8,513	-90.99	555,068	36,196	-93.48
DENMARK	1,016	2,043	101.08	3,180	13,795	333.81
NORWAY	1,985	1,837	-7.46	28,933	24,931	-13.83
SWEDEN	2,301	3,852	67.41	34,598	11,623	-66.41
FINLAND	6,815	73	-98.93	23,972	1,950	-91.87
IRELAND	2,495	304	-87.82	4,638	2,844	-38.68
ITALY	225,304	143,765	-36.19	1,663,201	1,239,977	-25.45
SPAIN	114,621	49,841	-56.52	558,245	316,081	-43.38

TABEL 5. PERKEMBANGAN EKSPOR INDONESIA MENURUT KOMODITI DAN NEGARA TUJUAN

JENIS BARANG	BERAT BERSIH (KG)		PERUB %	NILAI FOB (US \$)		PERUB %
	JAN-MEI 2008	JAN-MEI 2009		JAN-MEI 2008	JAN-MEI 2009	
(1)	(2)	(3)	(4)	(5)	(6)	(7)
PORTUGAL	1,294	543	-58.04	5,169	3,204	-38.02
GREECE	12,663	7,756	-38.75	63,424	47,001	-25.89
HUNGARY	80	132	65.00	55	1,088	1,878.18
POLAND	4,513	824	-81.74	37,872	12,018	-68.27
ROMANIA	0	1	-	0	21	-
BULGARIA	1,592	0	-100.00	12,180	0	-100.00
YUGOSLAVIA	2,263	1	-99.96	103	1	-99.03
LATVIA	9,874	0	-100.00	52,250	0	-100.00
ESTONIA	266	0	-100.00	398	0	-100.00
CROATIA	1,249	173	-86.15	3,351	723	-78.42
SLOVENIA	0	934	-	0	1,785	-
CZECH REPUBLIC	118	151	27.97	128	729	469.53
RUSSIA FEDERATION	2,070	467	-77.44	37,912	12,271	-67.63
-BARANG DARI LOGAM MULIA	130,741	142,408	8.92	66,990,151	146,193,553	118.23
JAPAN	2,774	11,549	316.33	354,352	4,340,333	1,124.86
HONG KONG	5,042	3,053	-39.45	6,737,186	15,492,543	129.96
KOREA, REPUBLIC OF	419	513	22.43	112,001	217,940	94.59
TAIWAN	42	7	-83.33	9,980	938	-90.60
CHINA	45	54	20.00	4,780	10,160	112.55
MACAU	5	0	-100.00	129	0	-100.00
THAILAND	1,558	789	-49.36	1,228,049	423,142	-65.54
SINGAPORE	68,692	69,978	1.87	9,675,606	66,496,729	587.26
PHILIPPINES	1	0	-100.00	9,961	0	-100.00
MALAYSIA	100	34	-66.00	6,634	710,843	10,615.15
MALDIVES	80	78	-2.50	1,625	53,676	3,203.14
LEBANON	0	11	-	0	91	-
TURKEY	1,440	596	-58.61	388,864	192,460	-50.51
UNITED ARAB EMIRATES	905	440	-51.38	19,331,988	9,075,210	-53.06
BAHRAIN	13	4	-69.23	9,380	258	-97.25
CYPRUS	0	50	-	0	38,440	-
MADAGASCAR	0	5	-	0	5,412	-
KENYA	0	337	-	0	2,754	-
REUNION	61	362	493.44	419	469	11.93
SEYCHELLES	433	10	-97.69	2,013	11	-99.45
SWAZILAND	1	0	-100.00	1,077	0	-100.00
SOUTH AFRICA	0	115	-	0	144	-
AUSTRALIA	2,247	7,171	219.14	214,053	27,744,612	12,861.56
NEW ZEALAND	16	49	206.25	13,569	7,859	-42.08
GUAM	0	212	-	0	506	-
NEW CALEDONIA	83	20	-75.90	3,614	432	-88.05
SAINT VINCENT AND THE GREN.	4	0	-100.00	15	0	-100.00
EAST TIMOR	0	183	-	0	4,483,500	-
UNITED STATES	19,871	17,364	-12.62	18,699,454	11,511,816	-38.44
CANADA	1,248	1,291	3.45	269,031	204,889	-23.84
MEXICO	32	68	112.50	1,161	316	-72.78
CHILE	0	68	-	0	4,596	-
BRAZIL	46	119	158.70	5,354	2,329	-56.50
PUERTO RICO	63	35	-44.44	46,399	3,389	-92.70
COSTA RICA	23	65	182.61	300	75	-75.00
BERMUDA	0	475	-	0	1,445	-
CAYMAN ISLANDS	27	12	-55.56	1,732	695	-59.87
MARTINIQUE	0	1,453	-	0	2,155	-
GUADELOUPE	0	71	-	0	91	-
UNITED KINGDOM	2,469	3,666	48.48	381,542	637,630	67.12
NETHERLANDS	7,913	10,184	28.70	482,228	798,955	65.68
FRANCE	755	900	19.21	36,697	24,233	-33.96
GERMANY, FED. REP. OF	5,498	5,655	2.86	2,451,911	723,368	-70.50
AUSTRIA	4	4	0.00	5,908	2,553	-56.79
BELGIUM	120	163	35.83	15,435	7,128	-53.82
SWITZERLAND	213	179	-15.96	325,916	153,150	-53.01
DENMARK	119	133	11.76	334,186	376,024	12.52
NORWAY	391	125	-68.03	96,699	88,843	-8.12
SWEDEN	0	6	-	0	18,187	-
FINLAND	0	13	-	0	8,920	-
IRELAND	0	49	-	0	1,061	-
ITALY	6,153	3,817	-37.97	5,534,737	2,249,469	-59.36
SPAIN	1,407	178	-87.35	156,853	12,561	-91.99
PORTUGAL	2	30	1,400.00	2,069	33,704	1,529.00
ICELAND	14	6	-57.14	20,648	10,445	-49.41
GREECE	347	34	-90.20	11,679	3,019	-74.15
POLAND	10	0	-100.00	9	0	-100.00
CZECH REPUBLIC	55	11	-80.00	4,908	13,379	172.60
RUSSIA FEDERATION	0	614	-	0	666	-
-PETI KEMAS	12,510,444	425,654	-96.60	14,372,929	1,982,130	-86.21
JAPAN	101,678	97,280	-4.33	214,340	162,950	-23.98
TAIWAN	2,143,000	11,354	-99.47	3,180,000	2,215	-99.93

TABEL 5. PERKEMBANGAN EKSPOR INDONESIA MENURUT KOMODITI DAN NEGARA TUJUAN

JENIS BARANG	BERAT BERSIH (KG)		PERUB	NILAI FOB (US \$)		PERUB
	JAN-MEI 2008	JAN-MEI 2009	%	JAN-MEI 2008	JAN-MEI 2009	%
(1)	(2)	(3)	(4)	(5)	(6)	(7)
CHINA	7,260	0	-100.00	2,300	0	-100.00
THAILAND	48,059	37,972	-20.99	39,061	8,450	-78.37
SINGAPORE	768,161	129,790	-83.10	317,662	573,450	80.52
MALAYSIA	45,619	9,445	-79.30	46,301	6,637	-85.67
INDIA	67,858	6,637	-90.22	430,000	156,075	-63.70
NIGERIA	3,500	0	-100.00	2,000	0	-100.00
MAURITANIA	0	83,000	-	0	974,126	-
AUSTRALIA	18,714	0	-100.00	185,828	0	-100.00
NEW ZEALAND	3,490	0	-100.00	50,000	0	-100.00
UNITED STATES	6,478,500	50,000	-99.23	6,804,000	96,345	-98.58
BERMUDA	2,200,000	0	-100.00	2,250,000	0	-100.00
UNITED KINGDOM	157	176	12.10	937	1,882	100.85
GERMANY, FED. REP. OF	600,950	0	-100.00	833,500	0	-100.00
PORTUGAL	23,498	0	-100.00	17,000	0	-100.00
-KOMPUTER DAN BAGIANNYA	13,897,482	16,358,758	17.71	309,703,492	390,755,797	26.17
JAPAN	1,080,880	660,865	-38.86	69,722,757	22,101,041	-68.30
HONG KONG	399,683	1,633,379	308.67	4,034,605	15,220,815	277.26
KOREA, REPUBLIC OF	161,156	120,112	-25.47	1,897,028	1,228,598	-35.24
TAIWAN	146,711	133,349	-9.11	1,814,694	2,934,769	61.72
CHINA	3,154,920	1,682,817	-46.66	68,379,356	65,255,292	-4.57
THAILAND	411,074	396,459	-3.56	11,461,075	9,503,571	-17.08
SINGAPORE	2,878,835	3,292,990	14.39	74,374,499	83,239,866	11.92
PHILIPPINES	223,952	465,970	108.07	3,756,899	11,877,404	216.15
MALAYSIA	619,286	497,184	-19.72	5,495,731	11,145,290	102.80
CAMBODIA	33	0	-100.00	19	0	-100.00
BRUNEI DARUSSALAM	137	110	-19.71	7,652	4,086	-46.60
NEPAL	2,804	3,887	38.62	74,963	89,723	19.69
VIET NAM	56,378	237,689	321.60	574,611	3,625,334	530.92
MALDIVES	1,951	0	-100.00	2,785	0	-100.00
INDIA	352,661	1,028,108	191.53	4,762,118	13,179,598	176.76
PAKISTAN	0	19,672	-	0	357,773	-
BANGLADESH	0	12,915	-	0	265,262	-
SRI LANKA	5,409	2,810	-48.05	14,050	65,780	368.19
IRAN (ISLAMIC REPUBLIC OF)	630	167,136	26,429.52	61,790	7,823,635	12,561.65
SAUDI ARABIA	75	18,432	24,476.00	7	557,078	7,958,157.14
ISRAEL	238	5,159	2,067.65	8,378	163,395	1,850.29
KUWAIT	3	0	-100.00	60	0	-100.00
LEBANON	0	27,200	-	0	703,317	-
YEMEN	100	11,868	11,768.00	21,893	122,844	461.11
SYRIA ARAB REPUBLIC	0	6,230	-	0	157,260	-
TURKEY	1	110,852	11,085,100.00	6	2,618,317	43,638,516.67
UNITED ARAB EMIRATES	460,051	1,312,497	185.29	4,644,792	27,676,346	495.86
EGYPT	0	55,339	-	0	618,288	-
LIBYAN ARAB JAMAHIRIYA	0	84,977	-	0	788,424	-
MOROCCO	0	15,907	-	0	66,433	-
TUNISIA	0	16,928	-	0	434,623	-
ALGERIA	605	41,070	6,688.43	21,887	857,276	3,816.83
SUDAN	8,670	41,462	378.22	23,500	231,325	884.36
GHANA	0	3,069	-	0	103,224	-
GUINEA	0	2,033	-	0	3,240	-
ANGOLA	0	1,199	-	0	950	-
NIGERIA	2,617	5,987	128.77	16,277	96,874	495.16
SIERRA LEONE	0	210	-	0	5,511	-
BENIN	75	0	-100.00	30	0	-100.00
SEYCHELLES	6	0	-100.00	171	0	-100.00
SOUTH AFRICA	44,800	145,761	225.36	56,975	3,753,013	6,487.12
AUSTRALIA	63,124	395,178	526.03	1,926,911	10,498,772	444.85
NEW ZEALAND	283	48,290	16,963.60	13,198	1,257,719	9,429.62
FIJI	35	0	-100.00	7,728	0	-100.00
EAST TIMOR	23,808	271,700	1,041.21	107,742	235,802	118.86
UNITED STATES	1,138,994	1,185,078	4.05	21,440,415	37,865,750	76.61
CANADA	758	23,236	2,965.44	65,995	744,110	1,027.52
MEXICO	99,492	128,994	29.65	1,305,357	2,953,243	126.24
CUBA	740	0	-100.00	66,995	0	-100.00
CHILE	33,523	10,622	-68.31	387,446	247,224	-36.19
VENEZUELA	0	14,925	-	0	382,287	-
ARGENTINA	0	37,015	-	0	903,697	-
BRAZIL	334,033	147,105	-55.96	2,032,698	1,645,301	-19.06
COLOMBIA	54,928	29,821	-45.71	684,433	389,349	-43.11
PERU	42,832	50,263	17.35	517,805	626,569	21.00
PUERTO RICO	4	0	-100.00	200	0	-100.00
BELIZE	85	0	-100.00	1,260	0	-100.00
DOMINICAN REPUBLIC	0	208	-	0	28,540	-
UNITED KINGDOM	13,760	43,155	213.63	344,473	1,418,959	311.92
NETHERLANDS	1,704,863	1,163,493	-31.75	22,256,779	28,321,284	27.25
FRANCE	250	540	116.00	9,522	19,095	100.54
GERMANY, FED. REP. OF	1,416	120,891	8,437.50	76,312	4,610,267	5,941.34

TABEL 5. PERKEMBANGAN EKSPOR INDONESIA MENURUT KOMODITI DAN NEGARA TUJUAN

JENIS BARANG	BERAT BERSIH (KG)		PERUB	NILAI FOB (US \$)		PERUB
	JAN-MEI 2008	JAN-MEI 2009	%	JAN-MEI 2008	JAN-MEI 2009	%
(1)	(2)	(3)	(4)	(5)	(6)	(7)
AUSTRIA	0	14,184	-	0	523,890	-
BELGIUM	6,431	1,848	-71.26	70,922	57,016	-19.61
SWITZERLAND	569	4	-99.30	90,281	129	-99.86
DENMARK	0	16	-	0	324	-
NORWAY	0	22	-	0	432	-
SWEDEN	182	37	-79.67	7,433	708	-90.47
FINLAND	337,583	34,662	-89.73	4,882,329	517,876	-89.39
IRELAND	21,707	40,923	88.52	1,994,549	2,162,513	8.42
ITALY	414	1,828	341.55	12,901	153,911	1,093.02
SPAIN	205	2,230	987.80	37,895	37,564	-0.87
HUNGARY	3,161	4,745	50.11	92,646	107,261	15.78
POLAND	236	20,848	8,733.90	32,757	1,660,698	4,969.75
AZERBAIJAN	0	5,858	-	0	136,948	-
KAZAKHSTAN	0	139	-	0	11,833	-
UKRAINE	0	8	-	0	129	-
UZBEKISTAN	0	2,172	-	0	48,528	-
SLOVAKIA	290	103,339	35,534.14	7,298	3,176,030	43,419.18
CZECH REPUBLIC	35	193,722	553,391.43	604	3,135,756	519,064.90
RUSSIA FEDERATION	0	27	-	0	708	-
-KENDARAAN BERMOTOR ROD,	3,445,826	2,809,247	-18.47	28,778,486	22,257,365	-22.66
JAPAN	41,317	32,778	-20.67	336,224	404,761	20.38
HONG KONG	0	500	-	0	6,825	-
KOREA, REPUBLIC OF	389	150	-61.44	5,500	1,635	-70.27
TAIWAN	1,000	0	-100.00	120	0	-100.00
CHINA	0	324	-	0	404	-
PAPUA NEW GUINEA	444	0	-100.00	425	0	-100.00
THAILAND	6,049	6,953	14.94	67,848	93,602	37.96
SINGAPORE	10,164	2,871	-71.75	127,736	226,847	77.59
PHILIPPINES	2,848,890	1,964,865	-31.03	23,241,335	14,875,789	-35.99
MALAYSIA	49,130	15,317	-68.82	1,260,083	136,407	-89.17
BRUNEI DARUSSALAM	0	1,815	-	0	14,400	-
VIET NAM	840	148	-82.38	6,566	1,887	-71.26
MALDIVES	0	17,573	-	0	105,508	-
INDIA	9,205	287	-96.88	73,016	4,761	-93.48
PAKISTAN	4,800	831	-82.69	33,695	8,106	-75.94
SRI LANKA	0	1	-	0	36	-
CYPRUS	0	135	-	0	818	-
TANZANIA, UNITED REPUBLIC O	1,429	759	-46.89	674	497	-26.26
TOGO	0	16,653	-	0	75,473	-
BURKINA FASO	17,280	17,280	0.00	122,400	122,832	0.35
GAMBIA	0	4,183	-	0	3,345	-
DJIBOUTI	0	2,640	-	0	20,784	-
MAURITIUS	0	339	-	0	2,448	-
AUSTRALIA	10,331	9,693	-6.18	34,592	45,447	31.38
NEW ZEALAND	9,261	15,680	69.31	77,885	168,672	116.57
COOK ISLANDS	640	240	-62.50	1,000	1,898	89.80
EAST TIMOR	85,124	222,939	161.90	1,040,203	2,202,043	111.69
UNITED STATES	2,489	15,544	524.51	16,819	150,423	794.36
CANADA	3,972	194	-95.12	8,412	1,335	-84.13
MEXICO	240	0	-100.00	1,938	0	-100.00
HONDURAS	130	33,600	25,746.15	1,463	351,600	23,932.81
ARGENTINA	0	240	-	0	1,992	-
COLOMBIA	140,198	172,258	22.87	793,932	970,263	22.21
BOLIVIA	15,708	47,964	205.35	176,400	414,960	135.24
BERMUDA	2,880	13,880	381.94	26,160	77,048	194.53
NETHERLANDS ANTILLES	0	312	-	0	1,320	-
UNITED KINGDOM	6,712	528	-92.13	37,830	837	-97.79
NETHERLANDS	6,850	9,869	44.07	15,017	27,596	83.77
FRANCE	5,039	6,611	31.20	17,604	10,800	-38.65
GERMANY, FED. REP. OF	12,164	18,680	53.57	10,340	36,494	252.94
AUSTRIA	280	0	-100.00	839	0	-100.00
BELGIUM	16,470	9,941	-39.64	50,233	19,926	-60.33
SWITZERLAND	120	325	170.83	1,210	460	-61.98
DENMARK	0	838	-	0	2,455	-
NORWAY	400	1,671	317.75	2,000	1,695	-15.25
FINLAND	573	7,553	1,218.15	6,127	12,778	108.55
IRELAND	0	400	-	0	1,805	-
ITALY	105,536	115,232	9.19	1,157,563	1,396,065	20.60
SPAIN	2,400	1,317	-45.13	5,777	2,516	-56.45
PORTUGAL	0	15,975	-	0	247,150	-
GREECE	4,335	0	-100.00	6,903	0	-100.00
SLOVENIA	0	1,211	-	0	1,822	-
CZECH REPUBLIC	23,037	0	-100.00	12,617	0	-100.00
RUSSIA FEDERATION	0	150	-	0	800	-
-KENDARAAN BERMOTOR ROD,	86,840,031	41,528,551	-52.18	606,806,717	299,625,306	-50.62
JAPAN	7,123,600	5,714,081	-19.79	50,729,214	49,447,086	-2.53

TABEL 5. PERKEMBANGAN EKSPOR INDONESIA MENURUT KOMODITI DAN NEGARA TUJUAN

JENIS BARANG	BERAT BERSIH (KG)		PERUB	NILAI FOB (US \$)		PERUB
	JAN-MEI 2008	JAN-MEI 2009	%	JAN-MEI 2008	JAN-MEI 2009	%
(1)	(2)	(3)	(4)	(5)	(6)	(7)
HONG KONG	4,200	0	-100.00	67,596	0	-100.00
TAIWAN	1,205,904	395,064	-67.24	6,973,063	2,724,887	-60.92
CHINA	0	2,500	-	0	11,772	-
PAPUA NEW GUINEA	9,050	20,070	121.77	56,452	158,377	180.55
THAILAND	6,195,658	1,659,034	-73.22	37,063,350	11,479,698	-69.03
SINGAPORE	1,554,058	494,839	-68.16	4,194,019	1,994,960	-52.43
PHILIPPINES	5,971,099	6,594,196	10.44	36,066,860	47,753,971	32.40
MALAYSIA	12,220,619	5,625,157	-53.97	99,978,939	38,868,783	-61.12
MYANMAR (FORM. BURMA)	992,825	171,300	-82.75	3,395,668	1,539,600	-54.66
BRUNEI DARUSSALAM	831,084	487,687	-41.32	5,365,009	3,427,948	-36.11
NEPAL	16,935	0	-100.00	92,177	0	-100.00
VIET NAM	3,226,869	26,652	-99.17	17,998,243	307,847	-98.29
INDIA	5	16,649	332,880.00	68	156,948	230,705.88
PAKISTAN	350,806	241,200	-31.24	1,996,218	1,498,700	-24.92
BANGLADESH	85,275	85,470	0.23	515,123	555,194	7.78
SRI LANKA	185,445	20,605	-88.89	937,053	105,053	-88.79
SAUDI ARABIA	18,238,932	5,707,573	-68.71	123,489,185	43,237,240	-64.99
KUWAIT	651,874	277,496	-57.43	5,226,170	2,776,577	-46.87
JORDAN	81,073	35,691	-55.98	578,170	219,485	-62.04
LEBANON	727,769	827,104	13.65	4,959,320	5,508,682	11.08
YEMEN	282,797	291,950	3.24	1,648,465	1,509,808	-8.41
OMAN	2,640,883	1,177,189	-55.42	23,911,246	11,141,870	-53.40
SYRIA ARAB REPUBLIC	254,421	314,817	23.74	1,788,045	2,009,893	12.41
UNITED ARAB EMIRATES	5,435,706	2,229,402	-58.99	61,855,602	23,196,752	-62.50
QATAR	336,682	338,940	0.67	3,021,295	3,240,592	7.26
BAHRAIN	448,212	176,068	-60.72	3,947,590	1,731,519	-56.14
EGYPT	1,503,788	1,475,339	-1.89	9,024,995	10,944,130	21.26
LIBYAN ARAB JAMAHIRIYA	41,066	0	-100.00	283,647	0	-100.00
MOROCCO	169,929	78,050	-54.07	939,080	495,455	-47.24
ALGERIA	34,015	124,739	266.72	301,401	1,224,517	306.28
SUDAN	275,047	0	-100.00	3,258,124	0	-100.00
TANZANIA, UNITED REPUBLIC O	1,113,498	0	-100.00	2,818,622	0	-100.00
MADAGASCAR	49,151	27,114	-44.84	267,287	149,778	-43.96
KENYA	48,789	31,269	-35.91	260,008	175,768	-32.40
MOZAMBIQUE	53,925	25,346	-53.00	260,062	129,435	-50.23
GHANA	42,034	12,574	-70.09	182,620	90,140	-50.64
ANGOLA	236,226	289,906	22.72	1,366,312	1,763,444	29.07
CONGO	0	24,847	-	0	40,281	-
NIGERIA	587,039	144,718	-75.35	3,198,301	631,095	-80.27
GABON	43,885	13,650	-68.90	374,593	129,052	-65.55
SEYCHELLES	1,340	8,717	550.52	10,054	66,294	559.38
SOUTH AFRICA	5,694,827	2,971,291	-47.82	27,458,689	13,150,261	-52.11
MAURITIUS	38,949	10,170	-73.89	214,420	57,468	-73.20
AUSTRALIA	1,287,336	180,772	-85.96	17,435,571	963,581	-94.47
NEW ZEALAND	88,125	32,900	-62.67	562,125	227,460	-59.54
SAINT VINCENT AND THE GREN.	15,289	10,679	-30.15	86,534	65,271	-24.57
VANUATU	19,171	10,269	-46.43	77,985	67,808	-13.05
FIJI	10,842	31,906	194.28	71,761	166,844	132.50
MARSHALL ISLANDS	3,455	1,340	-61.22	20,167	9,013	-55.31
SOLOMON ISLANDS	20,888	0	-100.00	77,084	0	-100.00
EAST TIMOR	161,692	1,167,974	622.34	1,429,903	3,438,763	140.49
UNITED STATES	113,181	86,809	-23.30	822,421	597,242	-27.38
CANADA	2,000	0	-100.00	7,000	0	-100.00
MEXICO	1,847,539	367,812	-80.09	10,336,109	1,925,893	-81.37
GUATEMALA	13,000	69,499	434.61	99,445	399,262	301.49
HONDURAS	31,911	63,736	99.73	171,681	376,107	119.07
NICARAGUA	60,866	45,624	-25.04	402,564	278,381	-30.85
PANAMA	142,409	221,481	55.52	792,241	1,406,806	77.57
SURINAME	9,670	0	-100.00	33,800	0	-100.00
CHILE	1,491,082	348,055	-76.66	8,405,777	1,942,428	-76.89
VENEZUELA	1,294,186	0	-100.00	10,797,952	0	-100.00
ARGENTINA	0	38,142	-	0	358,197	-
PARAGUAY	13,860	6,300	-54.55	123,293	62,480	-49.32
PERU	44,332	0	-100.00	384,831	0	-100.00
GUYANA	5,195	0	-100.00	32,706	0	-100.00
TRINIDAD AND TOBAGO	108,602	69,680	-35.84	701,588	495,240	-29.41
BAHAMAS	7,379	4,700	-36.31	41,544	28,784	-30.71
JAMAICA	49,378	44,050	-10.79	292,929	340,258	16.16
PUERTO RICO	70,545	48,596	-31.11	424,186	308,449	-27.28
DOMINICAN REPUBLIC	214,162	0	-100.00	1,959,342	0	-100.00
EL SALVADOR	0	12,121	-	0	75,301	-
COSTA RICA	149,457	0	-100.00	786,055	0	-100.00
HAITI	18,719	0	-100.00	144,433	0	-100.00
BARBADOS	91,573	56,811	-37.96	556,770	391,218	-29.73
ARUBA	19,975	13,980	-30.01	108,732	84,018	-22.73
BERMUDA	17,649	41,603	135.72	107,602	285,688	165.50
DOMINICA	40,264	39,950	-0.78	245,069	228,639	-6.70
FRENCH POLYNESIA	64,752	65,984	1.90	280,997	304,590	8.40

TABEL 5. PERKEMBANGAN EKSPOR INDONESIA MENURUT KOMODITI DAN NEGARA TUJUAN

JENIS BARANG	BERAT BERSIH (KG)		PERUB %	NILAI FOB (US \$)		PERUB %
	JAN-MEI 2008	JAN-MEI 2009		JAN-MEI 2008	JAN-MEI 2009	
(1)	(2)	(3)	(4)	(5)	(6)	(7)
GRENADA	9,214	7,874	-14.54	59,016	56,046	-5.03
NETHERLANDS ANTILLES	9,279	5,360	-42.24	25,785	32,700	26.82
SAINT LUCIA	53,381	16,080	-69.88	329,461	117,240	-64.41
SAINT KITTS AND NEVIS	18,777	5,360	-71.45	112,558	39,080	-65.28
UNITED KINGDOM	18,283	10,297	-43.68	86,700	20,930	-75.86
NETHERLANDS	0	8,252	-	0	8,700	-
FRANCE	3,571	0	-100.00	49,802	0	-100.00
GERMANY, FED. REP. OF	94,089	17,822	-81.06	1,695,671	33,920	-98.00
AUSTRIA	0	696	-	0	6,565	-
BELGIUM	98,114	186,610	90.20	547,850	750,044	36.91
GIBRALTAR	0	11,150	-	0	75,000	-
ITALY	1,550	0	-100.00	7,322	0	-100.00
DEMOCRATIC REPUBLIC OF THE	0	9,813	-	0	7,000	-
-SUKU CADANG MESIN	54,428,831	20,905,357	-61.59	434,858,084	325,682,713	-25.11
JAPAN	16,413,809	5,802,971	-64.65	34,653,581	23,961,105	-30.86
HONG KONG	30,069	58,850	95.72	1,239,065	1,229,054	-0.81
KOREA, REPUBLIC OF	3,613,611	740,980	-79.49	4,374,589	1,558,800	-64.37
TAIWAN	120,668	12,603	-89.56	331,331	532,787	60.80
CHINA	792,733	607,529	-23.36	3,936,024	10,025,098	154.70
MONGOLIA	13,786	0	-100.00	50,447	0	-100.00
PAPUA NEW GUINEA	99,971	5,286	-94.71	658,368	206,499	-68.63
THAILAND	11,030,479	1,267,051	-88.51	18,964,480	4,480,087	-76.38
SINGAPORE	9,407,495	6,434,613	-31.60	291,074,126	230,843,342	-20.69
PHILIPPINES	256,317	359,924	40.42	5,933,031	6,285,253	5.94
MALAYSIA	2,881,167	382,663	-86.72	18,910,676	5,293,592	-72.01
MYANMAR (FORM. BURMA)	0	940	-	0	13,884	-
CAMBODIA	3,125	0	-100.00	6,722	0	-100.00
BRUNEI DARUSSALAM	451	13,386	2,868.07	81,334	114,622	40.93
LAO PEOPLE'S DEMOCRATIC RE	0	2,511	-	0	16,155	-
NEPAL	0	39	-	0	2,245	-
VIET NAM	107,434	1,104,664	928.23	1,086,989	2,924,468	169.04
INDIA	996,310	1,122,662	12.68	2,372,896	5,180,091	118.30
PAKISTAN	0	3,876	-	0	52,428	-
SRI LANKA	5	12	140.00	2,444	8,981	267.47
IRAN (ISLAMIC REPUBLIC OF)	40,313	8,885	-77.96	306,670	48,527	-84.18
SAUDI ARABIA	166,897	117,166	-29.80	586,260	393,414	-32.89
ISRAEL	1	1,650	164,900.00	100	48,861	48,761.00
KUWAIT	0	116	-	0	36,649	-
LEBANON	0	4,353	-	0	37,401	-
YEMEN	0	240	-	0	49,000	-
OMAN	72,659	942	-98.70	264,852	57,958	-78.12
SYRIA ARAB REPUBLIC	6,058	0	-100.00	43,087	0	-100.00
TURKEY	5,151	19,131	271.40	46,665	119,625	156.35
UNITED ARAB EMIRATES	618,615	768,435	24.22	3,470,696	2,833,596	-18.36
QATAR	189	3,468	1,734.92	41,718	15,471	-62.92
EGYPT	3,765	1,152	-69.40	189,712	15,693	-91.73
LIBYAN ARAB JAMAHIRIYA	12,929	150	-98.84	78,696	16,461	-79.08
ALGERIA	256	145	-43.36	7,462	1,563	-79.05
SUDAN	61,810	0	-100.00	296,074	0	-100.00
TANZANIA, UNITED REPUBLIC O	0	80	-	0	22,053	-
KENYA	0	10,367	-	0	323,140	-
ANGOLA	490	760	55.10	10,223	74,917	632.83
CONGO	0	5,969	-	0	282,617	-
NIGERIA	11,041	30,075	172.39	175,485	202,554	15.43
UGANDA	0	194	-	0	12,619	-
SOUTH AFRICA	172,018	68,340	-60.27	689,502	625,999	-9.21
ZAMBIA	18,000	0	-100.00	702,247	0	-100.00
AUSTRALIA	393,942	411,295	4.40	4,438,462	4,094,872	-7.74
NEW ZEALAND	20,188	2,072	-89.74	139,089	148,628	6.86
MARSHALL ISLANDS	35	0	-100.00	2,000	0	-100.00
EAST TIMOR	2,176	7,872	261.76	2,164	16,221	649.58
UNITED STATES	1,626,743	522,024	-67.91	13,847,837	8,389,952	-39.41
CANADA	310,459	171,809	-44.66	902,633	580,909	-35.64
MEXICO	37,085	7,907	-78.68	693,801	476,303	-31.35
PANAMA	0	933	-	0	21,165	-
CHILE	212,135	66	-99.97	751,924	1,459	-99.81
VENEZUELA	372	0	-100.00	28,761	0	-100.00
ARGENTINA	6,906	5,460	-20.94	92,468	116,872	26.39
BRAZIL	1,493,208	252,715	-83.08	5,459,381	1,040,287	-80.94
COLOMBIA	55	18	-67.27	9,969	3,280	-67.10
ECUADOR	107	0	-100.00	5,233	0	-100.00
PERU	347	20	-94.24	27,410	2,168	-92.09
TRINIDAD AND TOBAGO	0	6,854	-	0	18,993	-
PUERTO RICO	3	0	-100.00	150	0	-100.00
DOMINICAN REPUBLIC	0	10	-	0	1,058	-
UNITED KINGDOM	2,159,928	248,728	-88.48	9,346,278	9,743,154	4.25
NETHERLANDS	210,192	75,232	-64.21	3,142,590	670,462	-78.67

TABEL 5. PERKEMBANGAN EKSPOR INDONESIA MENURUT KOMODITI DAN NEGARA TUJUAN

JENIS BARANG	BERAT BERSIH (KG)		PERUB	NILAI FOB (US \$)		PERUB
	JAN-MEI 2008	JAN-MEI 2009	%	JAN-MEI 2008	JAN-MEI 2009	%
(1)	(2)	(3)	(4)	(5)	(6)	(7)
FRANCE	60,871	19,011	-68.77	609,346	176,785	-70.99
GERMANY, FED. REP. OF	383,265	44,074	-88.50	2,177,986	731,105	-66.43
AUSTRIA	0	130	-	0	7,270	-
BELGIUM	511,542	130,706	-74.45	2,042,246	576,070	-71.79
SWITZERLAND	277	13	-95.31	18,549	4,123	-77.77
DENMARK	0	152	-	0	4,664	-
NORWAY	1,617	623	-61.47	144,995	83,569	-42.36
SWEDEN	325	49	-84.92	930	15,544	1,571.40
FINLAND	9	95	955.56	5,977	37,404	525.80
IRELAND	12,790	5,940	-53.56	133,706	95,502	-28.57
ITALY	23,145	4,663	-79.85	194,213	371,672	91.37
SPAIN	0	1,678	-	0	25,708	-
PORTUGAL	3	0	-100.00	217	0	-100.00
GREECE	37	3	-91.89	14,012	35	-99.75
HUNGARY	0	1,398	-	0	18,675	-
AZERBAIJAN	0	1,517	-	0	76,822	-
KAZAKHSTAN	64	6,930	10,728.13	2,009	37,025	1,742.96
UKRAINE	0	673	-	0	16,183	-
SLOVAKIA	0	9,613	-	0	73,115	-
CZECH REPUBLIC	233	1,621	595.71	1,760	25,622	1,355.80
RUSSIA FEDERATION	3,150	1,275	-59.52	36,436	33,428	-8.26
-SUKU CADANG KENDARAAN	82,179,812	47,413,475	-42.31	562,445,002	320,456,141	-43.02
JAPAN	19,731,788	11,356,988	-42.44	114,006,871	53,551,822	-53.03
HONG KONG	46,121	46,219	0.21	521,543	526,262	0.90
KOREA, REPUBLIC OF	148,072	57,175	-61.39	1,078,355	341,718	-68.31
TAIWAN	1,679,895	862,695	-48.65	15,799,822	8,343,022	-47.20
CHINA	1,925,890	442,833	-77.01	18,129,051	2,344,660	-87.07
PAPUA NEW GUINEA	17,980	1,696	-90.57	112,323	40,603	-63.85
THAILAND	10,664,298	7,592,979	-28.80	93,795,970	72,529,063	-22.67
SINGAPORE	10,967,147	4,789,692	-56.33	68,779,045	29,894,694	-56.54
PHILIPPINES	5,039,315	3,076,847	-38.94	28,464,587	20,078,944	-29.46
MALAYSIA	8,651,940	5,827,900	-32.64	50,709,063	41,191,660	-18.77
MYANMAR (FORM. BURMA)	1,183	0	-100.00	8,014	0	-100.00
CAMBODIA	3,210	8,315	159.03	21,801	48,414	122.07
BRUNEI DARUSSALAM	5,818	310	-94.67	43,916	4,945	-88.74
LAO PEOPLE'S DEMOCRATIC RE	579	0	-100.00	3,662	0	-100.00
NEPAL	184	0	-100.00	1,014	0	-100.00
VIET NAM	4,134,763	1,792,906	-56.64	27,381,844	11,654,509	-57.44
MALDIVES	639	34	-94.68	820	144	-82.44
INDIA	1,008,902	342,270	-66.08	8,385,500	3,013,412	-64.06
PAKISTAN	1,026,416	452,803	-55.89	4,067,083	2,330,439	-42.70
BANGLADESH	168,683	218,570	29.57	341,756	479,252	40.23
SRI LANKA	73,649	49,193	-33.21	189,142	158,545	-16.18
IRAN (ISLAMIC REPUBLIC OF)	628,143	0	-100.00	1,784,911	0	-100.00
SAUDI ARABIA	95,912	343,125	257.75	693,371	750,455	8.23
ISRAEL	5,612	65,925	1,074.71	65,578	290,787	343.42
KUWAIT	38,400	37,219	-3.08	117,938	145,637	23.49
JORDAN	41,788	5,259	-87.42	137,661	20,440	-85.15
LEBANON	5,334	1,762	-66.97	24,581	25,089	2.07
YEMEN	17,784	23,381	31.47	102,413	81,219	-20.69
OMAN	98,955	104,415	5.52	144,720	188,539	30.28
TURKEY	926,252	125,699	-86.43	10,000,633	1,512,947	-84.87
UNITED ARAB EMIRATES	624,474	316,732	-49.28	1,308,525	746,672	-42.94
QATAR	2,395	4,384	83.05	20,564	64,848	215.35
BAHRAIN	1,056	7,137	575.85	16,381	26,663	62.77
CYPRUS	9,211	14,418	56.53	83,218	106,621	28.12
EGYPT	315,546	327,986	3.94	1,315,342	1,332,310	1.29
LIBYAN ARAB JAMAHIRIYA	24	99	312.50	695	1,519	118.56
MOROCCO	266	15,125	5,586.09	1,195	41,532	3,375.48
TUNISIA	43,664	29,942	-31.43	91,511	70,585	-22.87
SUDAN	0	450	-	0	230,058	-
KENYA	3,427	0	-100.00	39,057	0	-100.00
GHANA	3,200	766	-76.06	10,000	16,223	62.23
ANGOLA	1,830	0	-100.00	27,615	0	-100.00
CONGO	0	37	-	0	288	-
CAMEROON	289	81	-71.97	2,627	877	-66.62
NIGERIA	7	971	13,771.43	98	38,370	39,053.06
MAURITANIA	19,649	0	-100.00	40,300	0	-100.00
SOUTH AFRICA	1,301,534	192,205	-85.23	11,978,360	1,697,464	-85.83
MAURITIUS	12	0	-100.00	30	0	-100.00
VIRGIN ISLANDS (BRITISH)	0	14	-	0	261	-
AUSTRALIA	364,005	286,800	-21.21	3,505,392	2,396,105	-31.65
NEW ZEALAND	4,352	10,452	140.17	55,546	104,605	88.32
SAINT VINCENT AND THE GREN.	0	96	-	0	1,375	-
VANUATU	0	95	-	0	1,568	-
FIJI	1,968	2,933	49.03	12,363	16,940	37.02
EAST TIMOR	109,922	350,169	218.56	99,568	665,025	567.91

TABEL 5. PERKEMBANGAN EKSPOR INDONESIA MENURUT KOMODITI DAN NEGARA TUJUAN

JENIS BARANG	BERAT BERSIH (KG)		PERUB %	NILAI FOB (US \$)		PERUB %
	JAN-MEI 2008	JAN-MEI 2009		JAN-MEI 2008	JAN-MEI 2009	
(1)	(2)	(3)	(4)	(5)	(6)	(7)
UNITED STATES	3,147,727	2,565,343	-18.50	25,700,833	20,121,295	-21.71
CANADA	53,388	69,618	30.40	417,716	545,852	30.68
MEXICO	118,097	221,123	87.24	1,754,724	2,205,036	25.66
GUATEMALA	681	763	12.04	8,591	9,694	12.84
HONDURAS	61,072	39,863	-34.73	206,529	168,859	-18.24
NICARAGUA	1,148	1,080	-5.92	9,255	11,262	21.69
PANAMA	288	1,886	554.86	4,346	20,861	380.00
CHILE	8,598	9,238	7.44	53,230	69,519	30.60
VENEZUELA	11,264	18,241	61.94	160,828	93,026	-42.16
ARGENTINA	425,223	262,507	-38.27	2,911,194	2,087,416	-28.30
BRAZIL	1,648,739	1,393,084	-15.51	20,557,026	19,911,428	-3.14
COLOMBIA	51,436	1,893	-96.32	107,074	18,686	-82.55
BOLIVIA	0	2,517	-	0	36,973	-
PERU	65,791	15,294	-76.75	104,486	50,106	-52.05
GUYANA	0	95	-	0	1,466	-
TRINIDAD AND TOBAGO	2,001	2,972	48.53	16,243	25,479	56.86
BAHAMAS	287	0	-100.00	4,229	0	-100.00
JAMAICA	259	467	80.31	2,147	6,862	219.61
PUERTO RICO	28,343	16,600	-41.43	188,188	149,535	-20.54
BELIZE	3	0	-100.00	36	0	-100.00
DOMINICAN REPUBLIC	266	1,189	346.99	2,872	13,253	361.46
EL SALVADOR	1,070	208	-80.56	6,605	1,612	-75.59
COSTA RICA	127	2,107	1,559.06	969	20,455	2,010.94
HAITI	40	0	-100.00	510	0	-100.00
BARBADOS	2,100	2,226	6.00	15,848	23,771	49.99
ANTIGUA AND BARBUDA	43	171	297.67	934	2,550	173.02
ARUBA	327	294	-10.09	3,179	2,080	-34.57
BERMUDA	286	156	-45.45	2,394	1,852	-22.64
CAYMAN ISLANDS	14	42	200.00	201	494	145.77
DOMINICA	574	756	31.71	8,968	8,572	-4.42
FRENCH POLYNESIA	0	131	-	0	741	-
GRENADA	692	333	-51.88	4,893	3,440	-29.70
NETHERLANDS ANTILLES	1	401	40,000.00	17	4,267	25,000.00
SAINT LUCIA	0	815	-	0	10,119	-
SAINT KITTS AND NEVIS	0	14	-	0	676	-
UNITED KINGDOM	2,146,567	359,168	-83.27	26,301,094	3,207,338	-87.81
NETHERLANDS	845,120	684,897	-18.96	3,473,701	3,100,904	-10.73
FRANCE	159	16	-89.94	2,338	466	-80.07
GERMANY, FED. REP. OF	606,642	1,126,855	85.75	3,234,595	4,749,473	46.83
AUSTRIA	1,266	1,182	-6.64	7,134	15,060	111.10
BELGIUM	63,034	47,406	-24.79	484,697	355,713	-26.61
SWITZERLAND	12	405	3,275.00	114	3,572	3,033.33
DENMARK	75,486	13,424	-82.22	422,850	66,366	-84.31
NORWAY	100,250	34,249	-65.84	552,781	193,470	-65.00
SWEDEN	355,081	160,524	-54.79	1,942,999	895,211	-53.93
FINLAND	314,688	41,040	-86.96	1,606,988	223,240	-86.11
IRELAND	10,931	0	-100.00	57,523	0	-100.00
ITALY	633,691	231,954	-63.40	2,221,418	1,234,162	-44.44
SPAIN	264,721	29,865	-88.72	1,788,798	204,147	-88.59
PORTUGAL	105,486	38,256	-63.73	329,565	129,688	-60.65
GREECE	81,593	120,076	47.16	513,973	585,210	13.86
DEMOCRATIC REPUBLIC OF THE	13	0	-100.00	119	0	-100.00
HUNGARY	700,918	435,488	-37.87	2,808,423	1,716,374	-38.88
POLAND	210,709	197,764	-6.14	628,490	776,622	23.57
BULGARIA	41,573	18,907	-54.52	92,862	44,810	-51.75
UKRAINE	1,622	0	-100.00	16,579	0	-100.00
LITHUANIA	2,432	11,430	369.98	8,121	43,300	433.19
ESTONIA	10,075	0	-100.00	51,313	0	-100.00
SLOVAKIA	8,096	0	-100.00	22,779	0	-100.00
CZECH REPUBLIC	0	28,048	-	0	109,974	-
RUSSIA FEDERATION	8,279	13,992	69.01	100,308	66,674	-33.53
-UBI KAYU OLAHAN	43,778,494	9,107,279	-79.20	7,642,857	1,307,475	-82.89
JAPAN	134	0	-100.00	134	0	-100.00
HONG KONG	1,614	168	-89.59	866	1,115	28.75
KOREA, REPUBLIC OF	3,721,796	8,685,070	133.36	800,186	1,068,264	33.50
TAIWAN	1,078,528	208,278	-80.69	208,212	48,588	-76.66
CHINA	38,812,221	0	-100.00	6,348,994	0	-100.00
SINGAPORE	15,742	3,457	-78.04	14,823	13,521	-8.78
PHILIPPINES	8,894	1,348	-84.84	6,174	2,702	-56.24
MALAYSIA	51,442	158,150	207.43	32,736	38,786	18.48
BRUNEI DARUSSALAM	0	5,930	-	0	17,949	-
MALDIVES	0	21	-	0	48	-
KUWAIT	0	1,305	-	0	4,509	-
AUSTRALIA	0	3,486	-	0	8,809	-
UNITED STATES	25,053	25,333	1.12	82,353	71,451	-13.24
UNITED KINGDOM	58,010	11,994	-79.32	139,111	25,516	-81.66
NETHERLANDS	5,060	2,739	-45.87	9,268	6,217	-32.92

TABEL 5. PERKEMBANGAN EKSPOR INDONESIA MENURUT KOMODITI DAN NEGARA TUJUAN

JENIS BARANG	BERAT BERSIH (KG)		PERUB %	NILAI FOB (US \$)		PERUB %
	JAN-MEI 2008	JAN-MEI 2009		JAN-MEI 2008	JAN-MEI 2009	
(1)	(2)	(3)	(4)	(5)	(6)	(7)
-INDUSTRI LAINNYA	1,854,165,644	807,467,170	-56.45	2,248,042,211	2,037,383,894	-9.37
JAPAN	59,461,400	48,092,056	-19.12	223,017,212	226,384,019	1.51
HONG KONG	7,441,726	5,374,711	-27.78	15,987,148	27,526,789	72.18
KOREA, REPUBLIC OF	62,318,068	113,591,763	82.28	69,528,052	109,208,300	57.07
TAIWAN	41,648,798	18,834,132	-54.78	31,757,420	23,440,573	-26.19
CHINA	964,088,683	30,702,751	-96.82	102,221,848	46,686,202	-54.33
MONGOLIA	143,925	10,684	-92.58	304,502	87,318	-71.32
MACAU	2,731,904	650,911	-76.17	413,534	121,946	-70.51
PAPUA NEW GUINEA	2,150,803	8,775,396	308.01	3,506,305	7,502,224	113.96
THAILAND	43,179,459	32,512,241	-24.70	129,830,587	90,598,821	-30.22
SINGAPORE	73,079,913	90,987,673	24.50	348,685,778	436,756,900	25.26
PHILIPPINES	19,079,577	23,497,914	23.16	43,909,457	40,321,154	-8.17
MALAYSIA	75,620,889	60,984,984	-19.35	119,874,701	97,164,507	-18.94
MYANMAR (FORM. BURMA)	3,354,125	3,217,523	-4.07	2,093,941	2,531,487	20.90
CAMBODIA	573,599	648,378	13.04	2,071,768	1,554,877	-24.95
BRUNEI DARUSSALAM	1,851,585	1,166,174	-37.02	2,615,022	1,684,626	-35.58
LAO PEOPLE'S DEMOCRATIC RE	124,808	54,535	-56.30	523,517	1,335,762	155.15
NEPAL	80,405	122,011	51.75	159,450	255,300	60.11
VIET NAM	23,846,566	20,914,702	-12.29	66,348,860	43,696,570	-34.14
MALDIVES	2,196,317	1,166,203	-46.90	1,767,576	1,050,571	-40.56
INDIA	27,246,035	26,600,594	-2.37	42,397,357	42,276,128	-0.29
PAKISTAN	8,698,069	13,928,154	60.13	6,544,574	11,954,342	82.66
BANGLADESH	8,611,353	6,755,633	-21.55	9,588,598	8,366,888	-12.74
SRI LANKA	4,147,837	2,446,956	-41.01	10,023,061	5,347,582	-46.65
AFGHANISTAN	0	157,417	-	0	93,547	-
IRAQ	6,125,577	8,867,304	44.76	32,700,374	19,493,902	-40.39
IRAN (ISLAMIC REPUBLIC OF)	1,477,897	491,118	-66.77	2,420,451	2,417,994	-0.10
SAUDI ARABIA	14,546,849	9,855,334	-32.25	15,274,809	18,083,954	18.39
ISRAEL	326,907	116,865	-64.25	677,557	608,187	-10.24
KUWAIT	1,376,504	2,041,449	48.31	1,628,063	2,800,621	72.02
JORDAN	729,971	798,984	9.45	2,183,983	1,622,370	-25.72
LEBANON	355,654	483,995	36.09	614,973	1,148,488	86.75
YEMEN	178,341	427,034	139.45	622,476	1,141,363	83.36
OMAN	169,983	145,979	-14.12	870,667	735,363	-15.54
SYRIA ARAB REPUBLIC	293,711	528,596	79.97	514,193	1,044,376	103.11
TURKEY	3,534,070	2,568,679	-27.32	5,405,758	4,640,881	-14.15
UNITED ARAB EMIRATES	24,309,332	10,264,594	-57.78	22,504,563	28,667,272	27.38
QATAR	1,637,770	1,779,931	8.68	1,042,712	1,501,741	44.02
BAHRAIN	5,069,528	677,380	-86.64	1,318,101	347,404	-73.64
CYPRUS	115,814	81,237	-29.86	222,804	233,310	4.72
EGYPT	1,531,830	2,567,754	67.63	2,083,282	7,985,629	283.32
LIBYAN ARAB JAMAHIRIYA	424,477	481,854	13.52	1,544,469	1,447,259	-6.29
MOROCCO	174,366	1,043,947	498.71	600,561	3,865,023	543.57
TUNISIA	900,833	1,282,879	42.41	2,562,752	3,914,870	52.76
ALGERIA	1,960,259	4,239,090	116.25	7,023,635	9,019,105	28.41
SUDAN	333,540	344,170	3.19	2,736,760	1,358,077	-50.38
ERITREA	36,900	0	-100.00	38,950	0	-100.00
NAMIBIA	69,087	5,263	-92.38	18,452	4,097	-77.80
ETHIOPIA	2,996	137,498	4,489.39	14,483	512,750	3,440.36
TANZANIA, UNITED REPUBLIC O	274,548	347,907	26.72	917,159	1,553,638	69.40
MADAGASCAR	259,153	129,276	-50.12	663,374	236,766	-64.31
KENYA	2,081,221	714,943	-65.65	3,305,257	3,346,880	1.26
REUNION	118,204	455,362	285.23	191,291	361,513	88.99
MOZAMBIQUE	1,044,540	434,670	-58.39	1,938,661	343,070	-82.30
BOTSWANA	0	20,098	-	0	83,650	-
EQUATORIAL GUINEA	7,220	51,415	612.12	8,075	107,350	1,229.41
TOGO	164,942	69,792	-57.69	321,516	151,768	-52.80
GHANA	4,154,474	2,963,951	-28.66	5,192,179	6,737,894	29.77
LIBERIA	2,229	14,271	540.24	4,834	103,530	2,041.70
GUINEA	374,140	171,375	-54.19	685,594	442,587	-35.44
ANGOLA	782,217	1,361,231	74.02	862,534	4,848,530	462.13
CONGO	117,423	59,276	-49.52	300,059	50,392	-83.21
CAMEROON	165,419	284,519	72.00	590,125	1,104,602	87.18
NIGERIA	5,724,255	4,242,420	-25.89	9,063,902	7,732,175	-14.69
SIERRA LEONE	24,105	55,123	128.68	55,679	140,071	151.57
GABON	35,781	32,577	-8.95	230,617	62,280	-72.99
COTE D'IVOIRE	221,752	2,078,796	837.44	1,510,182	1,340,272	-11.25
SENEGAL	339,993	152,796	-55.06	449,248	572,021	27.33
MAURITANIA	498	214,303	42,932.73	363	906,719	249,684.85
MALI	290	8,575	2,856.90	150	36,107	23,971.33
BENIN	462,027	177,705	-61.54	722,339	392,601	-45.65
BURKINA FASO	17,545	13,056	-25.59	123,284	106,876	-13.31
GAMBIA	16,626	8,562	-48.50	63,552	10,268	-83.84
U.S. VIRGIN ISLANDS	21,129	0	-100.00	11,375	0	-100.00
SEYCHELLES	36,169	53,928	49.10	64,624	56,258	-12.95
UGANDA	245,494	53,394	-78.25	1,162,124	249,801	-78.50
CENTRAL AFRICAN REPUBLIC	0	72,000	-	0	32,400	-

TABEL 5. PERKEMBANGAN EKSPOR INDONESIA MENURUT KOMODITI DAN NEGARA TUJUAN

JENIS BARANG	BERAT BERSIH (KG)		PERUB	NILAI FOB (US \$)		PERUB
	JAN-MEI 2008	JAN-MEI 2009	%	JAN-MEI 2008	JAN-MEI 2009	%
(1)	(2)	(3)	(4)	(5)	(6)	(7)
NIGER	22,902	6,238	-72.76	132,196	48,737	-63.13
DJIBOUTI	210,504	132,612	-37.00	142,712	231,925	62.51
SAO TOME AND PRINCIPE	2,474	704	-71.54	3,210	250	-92.21
SWAZILAND	21,100	38,917	84.44	115,327	207,171	79.64
SOUTH AFRICA	4,360,143	2,865,088	-34.29	7,096,784	5,130,914	-27.70
ZIMBABWE	2,773	0	-100.00	18,658	0	-100.00
ZAMBIA	23,940	12,336	-48.47	92,516	109,468	18.32
MALAWI	73,954	0	-100.00	99,250	0	-100.00
COMOROS	3,500	7,000	100.00	24,000	247,750	932.29
BURUNDI	0	39,957	-	0	205,726	-
MAURITIUS	232,427	123,580	-46.83	338,804	268,206	-20.84
VIRGIN ISLANDS (BRITISH)	601	111,550	18,460.73	1,994	10,204	411.74
AUSTRALIA	24,280,912	20,715,472	-14.68	52,207,575	69,284,930	32.71
NEW ZEALAND	4,193,431	2,523,758	-39.82	10,307,580	5,200,065	-49.55
MICRONESIA, FEDERATED STAT	45,746	0	-100.00	55,594	0	-100.00
GUAM	42,710	6,789	-84.10	125,206	9,757	-92.21
PALAU	292	147	-49.66	610	2,926	379.67
NEW CALEDONIA	160,499	348,883	117.37	231,978	251,267	8.32
NORTHERN MARIANA ISLANDS	0	2,042	-	0	5,259	-
SAINT VINCENT AND THE GREN.	562	0	-100.00	971	0	-100.00
VANUATU	21,712	148,934	585.95	40,920	516,679	1,162.66
WALLIS AND FUTUNA ISLANDS	371	1,801	385.44	636	3,371	430.03
AMERICAN SAMOA	15,779	1	-99.99	21,529	4	-99.98
COOK ISLANDS	11,431	7,030	-38.50	68,694	14,732	-78.55
FIJI	813,144	281,651	-65.36	515,447	343,959	-33.27
KIRIBATI	238	211	-11.34	1,088	5,452	401.10
MARSHALL ISLANDS	11,441	0	-100.00	12,775	0	-100.00
SAMOA	25,928	18,960	-26.87	29,208	21,900	-25.02
SOLOMON ISLANDS	83,998	9,483	-88.71	156,653	23,591	-84.94
TONGA	187,194	46,388	-75.22	174,496	153,351	-12.12
TUVALU	12,179	1,588	-86.96	25,161	4,362	-82.66
EAST TIMOR	3,576,129	6,111,481	70.90	3,117,120	7,866,454	152.36
UNITED STATES	184,661,675	42,265,704	-77.11	405,415,908	226,658,459	-44.09
CANADA	3,582,373	1,622,578	-54.71	13,159,873	9,465,320	-28.07
MEXICO	708,583	473,132	-33.23	7,759,412	3,038,316	-60.84
GUATEMALA	355	55,001	15,393.24	1,962	158,619	7,984.56
HONDURAS	22,760	44,004	93.34	5,486	141,080	2,471.64
NICARAGUA	100	351	251.00	122	713	484.43
PANAMA	127,420	2,048,452	1,507.64	852,905	2,472,371	189.88
CUBA	180,800	0	-100.00	151,128	0	-100.00
SURINAME	23,908	40,750	70.45	142,859	144,927	1.45
CHILE	2,218,017	963,380	-56.57	6,832,468	4,136,972	-39.45
VENEZUELA	839,952	1,069,826	27.37	1,205,105	602,902	-49.97
ARGENTINA	1,379,346	400,488	-70.97	9,876,516	2,520,420	-74.48
BRAZIL	880,729	1,061,053	20.47	4,976,475	7,968,926	60.13
COLOMBIA	293,898	161,640	-45.00	605,374	336,862	-44.35
BOLIVIA	12,040,007	29,481	-99.76	15,037,918	140,630	-99.06
URUGUAY	4,902	7,542	53.86	26,492	36,140	36.42
PARAGUAY	25,169	38,696	53.74	112,949	183,670	62.61
ECUADOR	615,393	576,389	-6.34	1,537,438	1,468,212	-4.50
PERU	41,081	899,824	2,090.37	285,139	2,558,713	797.36
GUYANA	22,774	33,192	45.75	33,450	75,632	126.10
TRINIDAD AND TOBAGO	45,025	97,474	116.49	192,340	335,419	74.39
BAHAMAS	1,128	12	-98.94	3,011	11	-99.63
JAMAICA	1,412	8,252	484.42	1,833	8,073	340.43
PUERTO RICO	58,359	45,127	-22.67	37,372	44,682	19.56
BELIZE	0	27	-	0	157	-
DOMINICAN REPUBLIC	82,489	201,557	144.34	359,886	431,192	19.81
EL SALVADOR	27,612	80,003	189.74	146,425	312,001	113.08
COSTA RICA	615,732	378,780	-38.48	562,343	666,377	18.50
HAITI	78,220	33,224	-57.52	90,280	45,140	-50.00
BARBADOS	142,563	75,582	-46.98	134,959	29,496	-78.14
ANTIGUA AND BARBUDA	807	58	-92.81	6,658	1,919	-71.18
ANGUILLA	0	3,714	-	0	12,092	-
ARUBA	4,040	2,305	-42.95	8,679	6,833	-21.27
BERMUDA	1,010	1,829	81.09	5,223	5,818	11.39
CAPE VERDE	0	27,342	-	0	33,782	-
CAYMAN ISLANDS	42,007	36	-99.91	12,434	1,909	-84.65
DOMINICA	9,913	30,845	211.16	49,698	116,312	134.04
FRENCH GUIANA	4,409	8,302	88.30	5,319	20,237	280.47
FRENCH POLYNESIA	225,073	577,907	156.76	232,724	273,738	17.62
GREENLAND	3,564	0	-100.00	39,322	0	-100.00
GRENADA	15,660	0	-100.00	10,081	0	-100.00
MARTINIQUE	3,949	22,643	473.39	20,358	34,734	70.62
NETHERLANDS ANTILLES	111,679	44,902	-59.79	105,680	33,058	-68.72
SAINT LUCIA	179	1,567	775.42	611	14,129	2,212.44
TURKS AND CAICOS ISLANDS	42,920	0	-100.00	19,559	0	-100.00
GUADELOUPE	29,914	59,756	99.76	60,116	53,898	-10.34

TABEL 5. PERKEMBANGAN EKSPOR INDONESIA MENURUT KOMODITI DAN NEGARA TUJUAN

JENIS BARANG	BERAT BERSIH (KG)		PERUB %	NILAI FOB (US \$)		PERUB %
	JAN-MEI 2008	JAN-MEI 2009		JAN-MEI 2008	JAN-MEI 2009	
(1)	(2)	(3)	(4)	(5)	(6)	(7)
SAINT KITTS AND NEVIS	1,285	940	-26.85	8,620	18,763	117.67
UNITED KINGDOM	4,239,311	2,342,898	-44.73	33,755,139	16,784,868	-50.27
NETHERLANDS	29,679,649	91,722,043	209.04	109,081,455	125,001,845	14.59
FRANCE	5,498,136	5,586,436	1.61	13,091,885	15,397,732	17.61
GERMANY, FED. REP. OF	11,303,640	9,174,094	-18.84	55,122,651	41,404,207	-24.89
AUSTRIA	467,249	316,233	-32.32	3,653,259	3,740,377	2.38
BELGIUM	9,303,137	6,751,804	-27.42	35,706,331	29,332,867	-17.85
SWITZERLAND	273,309	143,990	-47.32	1,889,744	971,928	-48.57
LUXEMBOURG	284	89	-68.66	57,524	27,316	-52.51
MONACO	209	0	-100.00	1,961	0	-100.00
DENMARK	1,147,822	988,342	-13.89	4,750,525	5,481,459	15.39
NORWAY	12,866,133	8,445,184	-34.36	3,284,511	2,757,312	-16.05
SWEDEN	889,550	483,817	-45.61	3,950,190	3,289,751	-16.72
FINLAND	1,462,114	855,357	-41.50	15,627,999	9,364,689	-40.08
IRELAND	49,547	13,611	-72.53	1,063,228	218,601	-79.44
ITALY	4,380,256	8,596,274	96.25	25,742,347	23,776,354	-7.64
SPAIN	2,449,403	1,921,239	-21.56	4,880,527	4,062,908	-16.75
PORTUGAL	234,667	1,369,449	483.57	936,223	8,477,052	805.45
ICELAND	22,261	0	-100.00	6,303	0	-100.00
GREECE	1,766,723	2,198,531	24.44	5,441,001	5,451,558	0.19
ANDORRA	1,900	0	-100.00	5,001	0	-100.00
DEMOCRATIC REPUBLIC OF THE	40,000	98,429	146.07	16,366	135,220	726.23
HUNGARY	183,509	141,238	-23.03	804,516	643,273	-20.04
POLAND	1,059,941	1,207,453	13.92	6,262,062	4,435,408	-29.17
ROMANIA	56,879	49,995	-12.10	374,264	334,139	-10.72
BULGARIA	29,813	210,394	605.71	349,053	801,076	129.50
YUGOSLAVIA	2,802	38,111	1,260.14	2,133	139,716	6,450.21
ALBANIA	0	29,524	-	0	104,561	-
AZERBAIJAN	12,077	103	-99.15	115,689	20,612	-82.18
BELARUS	5,658	3,532	-37.58	32,621	55,756	70.92
KAZAKHSTAN	51,855	1,229,623	2,271.27	302,840	4,023,630	1,228.63
KYRGYZSTAN	12,902	12,917	0.12	72,542	69,404	-4.33
MOLDOVA, REPUBLIC OF	5,985	0	-100.00	20,344	0	-100.00
TAJIKISTAN	0	101,826	-	0	320,904	-
UKRAINE	334,632	162,956	-51.30	605,646	654,913	8.13
LITHUANIA	29,620	61,678	108.23	131,648	117,465	-10.77
LATVIA	41,563	15,789	-62.01	530,758	319,015	-39.89
ESTONIA	570,864	147,338	-74.19	419,133	51,326	-87.75
GEORGIA	1,102,624	52,279	-95.26	1,641,477	13,681	-99.17
CROATIA	122,169	134,017	9.70	388,582	437,030	12.47
BOSNIA AND HERZEGOVINA	233	4,197	1,701.29	1,104	49,032	4,341.30
MALTA	35,828	60,139	67.85	46,544	140,716	202.33
SLOVAKIA	16,493	55,545	236.78	535,300	2,095,486	291.46
SLOVENIA	13,580	74,108	445.71	157,267	133,758	-14.95
CZECH REPUBLIC	111,854	59,080	-47.18	673,182	271,463	-59.67
REP. OF MACEDONIA	0	9,059	-	0	31,186	-
RUSSIA FEDERATION	2,583,824	876,430	-66.08	4,986,941	2,016,748	-59.56
BIJI TEMBAGA	558,434,481	912,434,258	63.39	1,239,343,887	1,565,947,089	26.35
JAPAN	235,160,088	370,964,116	57.75	517,113,476	616,600,726	19.24
KOREA, REPUBLIC OF	104,768,500	142,734,466	36.24	225,105,430	221,014,130	-1.82
CHINA	10,832,289	37,212,497	243.53	27,523,676	61,481,592	123.38
SINGAPORE	0	10,720,986	-	0	12,290,993	-
PHILIPPINES	39,917,355	71,999,998	80.37	89,080,351	120,266,392	35.01
MALAYSIA	40,000	0	-100.00	11,640	0	-100.00
INDIA	0	117,999,998	-	0	237,938,972	-
GERMANY, FED. REP. OF	0	2,200	-	0	80	-
SPAIN	167,716,249	160,799,997	-4.12	380,509,314	296,354,204	-22.12
BIJI NIKEL	7,182,840,817	2,727,590,878	-62.03	357,271,335	72,089,357	-79.82
JAPAN	934,596,200	522,866,900	-44.05	93,638,328	22,820,160	-75.63
HONG KONG	20,000	159,483,000	797,315.00	600	2,446,971	407,728.50
CHINA	4,998,432,196	1,743,023,575	-65.13	181,267,610	34,894,395	-80.75
SINGAPORE	4	3	-25.00	7	6	-14.29
MALAYSIA	50,000,000	0	-100.00	875,000	0	-100.00
AUSTRALIA	226,952,817	0	-100.00	8,405,033	0	-100.00
UNITED KINGDOM	12,450,000	138,226,000	1,010.25	694,087	6,123,985	782.31
FRANCE	25,450	0	-100.00	1,664	0	-100.00
SWITZERLAND	243,086,000	0	-100.00	16,795,667	0	-100.00
GREECE	136,748,150	82,721,400	-39.51	11,676,359	2,459,412	-78.94
UKRAINE	580,530,000	81,270,000	-86.00	43,916,980	3,344,428	-92.38
BAUKSIT	5,451,718,895	4,504,050,133	-17.38	52,592,295	70,132,468	33.35
JAPAN	158,537,060	49,000,000	-69.09	2,869,357	900,185	-68.63
KOREA, REPUBLIC OF	42,175	0	-100.00	2,404	0	-100.00
TAIWAN	34,900,000	33,000,000	-5.44	383,900	430,501	12.14
CHINA	5,258,239,660	4,352,550,133	-17.22	49,336,634	68,106,782	38.05
SINGAPORE	0	69,500,000	-	0	695,000	-

TABEL 5. PERKEMBANGAN EKSPOR INDONESIA MENURUT KOMODITI DAN NEGARA TUJUAN

JENIS BARANG	BERAT BERSIH (KG)		PERUB	NILAI FOB (US \$)		PERUB
	JAN-MEI 2008	JAN-MEI 2009	%	JAN-MEI 2008	JAN-MEI 2009	%
(1)	(2)	(3)	(4)	(5)	(6)	(7)
BIJI TIMAH/TIN	552,342	2,543	-99.54	589	59,793	10,051.61
HONG KONG	0	700	-	0	170	-
SINGAPORE	0	2	-	0	48	-
MALAYSIA	552,342	0	-100.00	589	0	-100.00
SWEDEN	0	1,841	-	0	59,575	-
BATU BARA	86,670,388,329	70,153,468,913	-19.06	3,605,954,352	4,430,494,007	22.87
JAPAN	16,050,510,798	8,927,383,897	-44.38	698,304,448	664,017,853	-4.91
HONG KONG	4,668,476,979	3,847,137,747	-17.59	173,274,132	247,406,896	42.78
KOREA, REPUBLIC OF	11,544,265,351	9,630,143,867	-16.58	486,470,709	556,918,754	14.48
TAIWAN	10,445,827,475	7,763,988,237	-25.67	458,527,099	662,169,961	44.41
CHINA	5,897,952,161	5,591,933,431	-5.19	235,858,223	317,565,400	34.64
THAILAND	6,428,239,730	3,403,825,032	-47.05	221,918,225	165,771,089	-25.30
SINGAPORE	18,601,878	89,336,761	380.26	639,887	3,680,682	475.21
PHILIPPINES	2,692,293,901	2,297,441,657	-14.67	141,453,044	160,338,083	13.35
MALAYSIA	4,588,894,114	3,088,301,139	-32.70	190,259,231	187,816,440	-1.28
CAMBODIA	39,185,895	7,503,000	-80.85	2,117,569	420,168	-80.16
VIET NAM	319,465,028	191,989,000	-39.90	14,257,700	11,900,117	-16.54
INDIA	11,360,997,000	16,372,610,432	44.11	437,191,798	887,113,213	102.91
PAKISTAN	1,614,002,680	785,113,169	-51.36	86,268,276	55,833,034	-35.28
SRI LANKA	58,786,680	20,572,169	-65.01	2,418,723	1,203,472	-50.24
ISRAEL	138,411,000	0	-100.00	5,364,987	0	-100.00
UNITED ARAB EMIRATES	9	129,365,972	1,437,399,588.89	25	7,878,815	31,515,160.00
AUSTRALIA	2	7	250.00	3	14	366.67
NEW ZEALAND	119,602,000	340,271,000	184.50	3,349,298	17,205,334	413.70
AMERICAN SAMOA	71,859,000	0	-100.00	2,196,011	0	-100.00
UNITED STATES	1,339,235,031	908,830,392	-32.14	44,154,585	52,873,010	19.75
MEXICO	0	63,123,000	-	0	5,207,648	-
CHILE	145,971,000	362,946,000	148.64	5,006,805	36,123,203	621.48
COSTA RICA	64,704,000	0	-100.00	2,075,057	0	-100.00
UNITED KINGDOM	730,138,000	710,051,000	-2.75	24,201,709	49,930,014	106.31
NETHERLANDS	1,024,861,093	1,367,957,004	33.48	46,527,667	83,315,665	79.07
FRANCE	0	2,000	-	0	120	-
GERMANY, FED. REP. OF	30,126,524	1,000	-100.00	1,030,661	60	-99.99
BELGIUM	144,792,000	0	-100.00	6,117,461	0	-100.00
SWITZERLAND	1,616,578,000	129,103,000	-92.01	57,018,920	7,268,283	-87.25
IRELAND	157,506,000	0	-100.00	5,402,455	0	-100.00
ITALY	2,473,989,000	1,787,349,000	-27.75	159,992,710	114,013,618	-28.74
SPAIN	2,008,985,000	1,953,271,000	-2.77	63,645,895	115,854,136	82.03
GREECE	0	31,501,000	-	0	1,197,038	-
CROATIA	202,359,000	135,566,000	-33.01	7,579,074	4,948,836	-34.70
SLOVENIA	584,068,000	216,852,000	-62.87	19,923,213	12,523,051	-37.14
REP. OF MACEDONIA	89,704,000	0	-100.00	3,408,752	0	-100.00
GRANIT	2,255,804,376	1,216,748,552	-46.06	20,782,010	11,617,111	-44.10
JAPAN	0	212,331	-	0	29,835	-
SINGAPORE	2,255,708,388	1,216,293,962	-46.08	20,756,803	11,440,224	-44.88
PHILIPPINES	1,098	0	-100.00	2,923	0	-100.00
MALAYSIA	68,752	48,020	-30.15	5,852	6,550	11.93
AUSTRALIA	0	46,543	-	0	16,022	-
UNITED STATES	3,107	105,117	3,283.23	396	92,860	23,349.49
CANADA	14,995	0	-100.00	11,575	0	-100.00
FRANCE	1,325	33,291	2,412.53	1,092	18,766	1,618.50
GERMANY, FED. REP. OF	6,711	0	-100.00	3,369	0	-100.00
SPAIN	0	3,142	-	0	6,889	-
POLAND	0	4,336	-	0	3,125	-
SLOVENIA	0	1,810	-	0	2,840	-
PASIR ALAM	13,787	33,430	142.47	54,557	9,152	-83.22
JAPAN	0	1	-	0	1	-
CHINA	25	0	-100.00	185	0	-100.00
THAILAND	8,162	0	-100.00	3,216	0	-100.00
PHILIPPINES	0	22,000	-	0	2,442	-
SRI LANKA	0	10,000	-	0	6,655	-
GERMANY, FED. REP. OF	5,600	0	-100.00	51,156	0	-100.00
DENMARK	0	400	-	0	4	-
ITALY	0	685	-	0	10	-
RUSSIA FEDERATION	0	344	-	0	40	-
HASIL TAMBANG LAIN	5,636,546,912	2,574,040,591	-54.33	145,465,689	67,733,404	-53.44
JAPAN	19,544,928	11,261,703	-42.38	1,450,139	1,267,335	-12.61
HONG KONG	1,577,733	700,000	-55.63	545,781	143,683	-73.67
KOREA, REPUBLIC OF	71,102,196	12,394,043	-82.57	2,512,083	1,169,599	-53.44
TAIWAN	7,891,225	10,273,710	30.19	1,088,625	1,288,274	18.34
CHINA	3,947,572,147	1,653,815,123	-58.11	110,486,515	50,213,882	-54.55
PAPUA NEW GUINEA	0	30,000	-	0	20,710	-
THAILAND	2,495,205	1,427,942	-42.77	252,553	143,971	-42.99

TABEL 5. PERKEMBANGAN EKSPOR INDONESIA MENURUT KOMODITI DAN NEGARA TUJUAN

JENIS BARANG	BERAT BERSIH (KG)		PERUB %	NILAI FOB (US \$)		PERUB %
	JAN-MEI 2008	JAN-MEI 2009		JAN-MEI 2008	JAN-MEI 2009	
(1)	(2)	(3)	(4)	(5)	(6)	(7)
SINGAPORE	1,146,789,835	668,318,542	-41.72	12,339,155	6,672,271	-45.93
PHILIPPINES	509,464	6,400,527	1,156.33	65,487	312,864	377.75
MALAYSIA	30,323,181	13,958,773	-53.97	1,637,788	852,318	-47.96
MYANMAR (FORM. BURMA)	96,000	42,000	-56.25	6,294	5,230	-16.90
CAMBODIA	2,628,990	658,600	-74.95	181,707	43,070	-76.30
BRUNEI DARUSSALAM	55,952	0	-100.00	45,425	0	-100.00
VIET NAM	4,770,850	3,342,174	-29.95	437,509	514,288	17.55
MALDIVES	170,385	206,269	21.06	131,093	86,455	-34.05
INDIA	18,496,252	14,518,413	-21.51	3,139,670	562,168	-82.09
PAKISTAN	20,496	0	-100.00	3,436	0	-100.00
BANGLADESH	24,119,339	4,000,598	-83.41	678,723	287,466	-57.65
SRI LANKA	143,770	74,750	-48.01	24,348	7,920	-67.47
IRAN (ISLAMIC REPUBLIC OF)	100,000	300,000	200.00	20,000	54,600	173.00
SAUDI ARABIA	18,899	256,000	1,254.57	7,256	37,380	415.16
KUWAIT	15,426	20,000	29.65	3,675	5,500	49.66
JORDAN	40,047	0	-100.00	7,573	0	-100.00
LEBANON	0	4	-	0	71	-
TURKEY	0	52,400	-	0	4,682	-
UNITED ARAB EMIRATES	156,184,081	164,697,744	5.45	2,551,067	2,536,011	-0.59
BAHRAIN	3,623	0	-100.00	2,299	0	-100.00
CYPRUS	0	11,552	-	0	3,114	-
LIBYAN ARAB JAMAHIRIYA	2,480	0	-100.00	13,095	0	-100.00
KENYA	115,000	0	-100.00	24,725	0	-100.00
REUNION	408	585	43.38	333	333	0.00
LIBERIA	3,003	0	-100.00	4,485	0	-100.00
ANGOLA	0	14,332	-	0	7,767	-
NIGERIA	0	165	-	0	308	-
DJIBOUTI	273,000	0	-100.00	37,674	0	-100.00
SOUTH AFRICA	580,649	160,299	-72.39	568,787	12,683	-97.77
MAURITIUS	440,699	20,000	-95.46	177,056	4,000	-97.74
AUSTRALIA	9,415,647	5,736,700	-39.07	1,215,248	764,745	-37.07
NEW ZEALAND	21,488	2,531	-88.22	3,987	1,249	-68.67
NEW CALEDONIA	10,886	6,467	-40.59	18,357	3,356	-81.72
SAINT VINCENT AND THE GREN.	10,771	0	-100.00	3,687	0	-100.00
COOK ISLANDS	0	15,975	-	0	8,623	-
FIJI	80	1,200	1,400.00	392	675	72.19
SOLOMON ISLANDS	77	0	-100.00	206	0	-100.00
EAST TIMOR	341,000	249,600	-26.80	201,244	148,093	-26.41
UNITED STATES	126,415	342,045	170.57	55,884	227,756	307.55
CANADA	4,377	8,880	102.88	3,426	3,799	10.89
PANAMA	1,653	0	-100.00	3,106	0	-100.00
BRAZIL	35,374	55,892	58.00	20,992	20,434	-2.66
DOMINICAN REPUBLIC	49	0	-100.00	422	0	-100.00
ANGUILLA	0	506	-	0	2,067	-
FRENCH POLYNESIA	3,538	0	-100.00	2,896	0	-100.00
NETHERLANDS ANTILLES	0	168	-	0	201	-
UNITED KINGDOM	36,102	97,087	168.92	3,746	23,362	523.65
NETHERLANDS	71,617	41,723	-41.74	42,324	46,520	9.91
FRANCE	21,231	155,876	634.19	20,257	82,183	305.70
GERMANY, FED. REP. OF	35,953	282,587	685.99	22,441	56,246	150.64
AUSTRIA	278	51	-81.65	397	126	-68.26
BELGIUM	1,676	27,476	1,539.38	2,220,412	31,294	-98.59
SWITZERLAND	189,875,033	25	-100.00	3,038,075	24,158	-99.20
DENMARK	0	5,600	-	0	56	-
NORWAY	19,636	19,938	1.54	9,450	12,540	32.70
FINLAND	0	1	-	0	4	-
ITALY	316,924	42	-99.99	78,933	150	-99.81
SPAIN	4,883	30,518	524.98	7,110	13,743	93.29
GREECE	1,050	0	-100.00	1,050	0	-100.00
POLAND	4,756	2,827	-40.56	3,971	3,489	-12.14
SLOVENIA	0	284	-	0	542	-
RUSSIA FEDERATION	101,155	344	-99.66	43,320	40	-99.91
BARANG-BARANG SENI	1,173,115	978,797	-16.56	4,370,794	4,326,630	-1.01
JAPAN	56,190	85,174	51.58	449,902	190,448	-57.67
HONG KONG	5,593	3,566	-36.24	48,803	56,742	16.27
KOREA, REPUBLIC OF	4,112	6,242	51.80	33,868	74,625	120.34
TAIWAN	7,905	9,383	18.70	69,418	319,508	360.27
CHINA	5,219	805	-84.58	17,827	17,304	-2.93
MACAU	384	891	132.03	28,140	185	-99.34
PAPUA NEW GUINEA	0	157	-	0	142	-
THAILAND	1,302	4,829	270.89	6,823	3,829	-43.88
SINGAPORE	51,635	40,683	-21.21	612,217	1,227,722	100.54
PHILIPPINES	1,346	997	-25.93	11,236	1,557	-86.14
MALAYSIA	26,529	57,420	116.44	84,331	79,227	-6.05
CAMBODIA	248	0	-100.00	332	0	-100.00
BRUNEI DARUSSALAM	530	15,563	2,836.42	6,539	7,074	8.18
VIET NAM	65	0	-100.00	65	0	-100.00

TABEL 5. PERKEMBANGAN EKSPOR INDONESIA MENURUT KOMODITI DAN NEGARA TUJUAN

JENIS BARANG	BERAT BERSIH (KG)		PERUB	NILAI FOB (US \$)		PERUB
	JAN-MEI 2008	JAN-MEI 2009	%	JAN-MEI 2008	JAN-MEI 2009	%
	(1)	(2)	(3)	(4)	(5)	(6)
MALDIVES	288	157	-45.49	573	3,004	424.26
INDIA	764	1,853	142.54	2,315	6,040	160.91
PAKISTAN	0	80	-	0	70	-
SRI LANKA	294	588	100.00	121	138	14.05
IRAN (ISLAMIC REPUBLIC OF)	5,524	3,895	-29.49	13,551	21,490	58.59
SAUDI ARABIA	33,159	4,249	-87.19	25,340	10,743	-57.60
ISRAEL	380	226	-40.53	761	867	13.93
KUWAIT	328	367	11.89	8,781	850	-90.32
LEBANON	20	1,866	9,230.00	238	10,153	4,165.97
OMAN	0	77	-	0	510	-
TURKEY	79,763	34,777	-56.40	103,939	72,628	-30.12
UNITED ARAB EMIRATES	5,256	1,307	-75.13	30,628	10,335	-66.26
BAHRAIN	36	60	66.67	51	128	150.98
CYPRUS	104	0	-100.00	1,738	0	-100.00
EGYPT	264	1,447	448.11	163	23,181	14,121.47
MOROCCO	691	780	12.88	600	975	62.50
TUNISIA	20,000	502	-97.49	10,000	6,117	-38.83
SUDAN	10,125	0	-100.00	24,920	0	-100.00
NAMIBIA	11	0	-100.00	100	0	-100.00
MADAGASCAR	239	565	136.40	1,126	1,158	2.84
KENYA	107	44	-58.88	53	84	58.49
REUNION	5,303	8,196	54.55	7,896	13,918	76.27
MOZAMBIQUE	36	3,795	10,441.67	92	9,635	10,372.83
ANGOLA	0	1,967	-	0	1,899	-
CONGO	0	643	-	0	4,182	-
NIGERIA	0	3	-	0	18	-
GABON	275	560	103.64	1,401	1,149	-17.99
COTE D'IVOIRE	261	20	-92.34	409	62	-84.84
SENEGAL	22,316	0	-100.00	20,000	0	-100.00
BENIN	0	55	-	0	290	-
SEYCHELLES	245	345	40.82	477	408	-14.47
SOUTH AFRICA	19,578	3,346	-82.91	23,651	5,769	-75.61
MAURITIUS	3,094	2,769	-10.50	7,141	12,231	71.28
VIRGIN ISLANDS (BRITISH)	0	32	-	0	216	-
AUSTRALIA	112,889	55,223	-51.08	207,098	124,184	-40.04
NEW ZEALAND	16,413	2,868	-82.53	21,223	7,624	-64.08
GUAM	1,076	447	-58.46	2,328	798	-65.72
PALAU	87	0	-100.00	147	0	-100.00
NEW CALEDONIA	6,854	9,395	37.07	14,449	18,849	30.45
VANUATU	2,604	215	-91.74	2,089	260	-87.55
WALLIS AND FUTUNA ISLANDS	21	22	4.76	30	41	36.67
COOK ISLANDS	0	34	-	0	165	-
FIJI	982	0	-100.00	1,051	0	-100.00
SAMOA	737	0	-100.00	1,476	0	-100.00
SOLOMON ISLANDS	3,115	0	-100.00	8,307	0	-100.00
TONGA	554	0	-100.00	590	0	-100.00
EAST TIMOR	525	187	-64.38	700	210	-70.00
UNITED STATES	120,287	128,039	6.44	439,983	317,830	-27.76
CANADA	12,663	18,599	46.88	36,979	50,265	35.93
MEXICO	2,235	411	-81.61	1,249	1,417	13.45
GUATEMALA	295	0	-100.00	1,627	0	-100.00
NICARAGUA	249	0	-100.00	303	0	-100.00
PANAMA	2,300	0	-100.00	4,251	0	-100.00
CHILE	1,806	188	-89.59	1,698	200	-88.22
VENEZUELA	3	1,239	41,200.00	2	2,844	142,100.00
ARGENTINA	64	10	-84.38	47	1,500	3,091.49
BRAZIL	1,411	2,485	76.12	73,301	141,155	92.57
COLOMBIA	1,158	7,538	550.95	1,628	7,272	346.68
PERU	0	1,393	-	0	788	-
TRINIDAD AND TOBAGO	629	0	-100.00	1,148	0	-100.00
JAMAICA	34	0	-100.00	50	0	-100.00
PUERTO RICO	1,850	0	-100.00	1,710	0	-100.00
DOMINICAN REPUBLIC	436	72	-83.49	628	139	-77.87
COSTA RICA	234	5	-97.86	190	22	-88.42
HAITI	0	2,341	-	0	4,469	-
ARUBA	33	0	-100.00	950	0	-100.00
CAYMAN ISLANDS	607	0	-100.00	136	0	-100.00
FRENCH GUIANA	122	933	664.75	267	1,048	292.51
FRENCH POLYNESIA	9,705	6,841	-29.51	11,287	8,629	-23.55
GRENADA	133	0	-100.00	893	0	-100.00
MARTINIQUE	84	1,300	1,447.62	420	1,879	347.38
NETHERLANDS ANTILLES	333	155	-53.45	1,015	1,781	75.47
GUADELOUPE	795	837	5.28	1,228	1,379	12.30
SAINT KITTS AND NEVIS	244	0	-100.00	363	0	-100.00
UNITED KINGDOM	12,291	10,797	-12.16	38,778	168,904	335.57
NETHERLANDS	130,011	94,869	-27.03	448,861	306,776	-31.65
FRANCE	85,327	67,544	-20.84	319,919	219,848	-31.28
GERMANY, FED. REP. OF	30,226	41,125	36.06	98,889	89,143	-9.86

TABEL 5. PERKEMBANGAN EKSPOR INDONESIA MENURUT KOMODITI DAN NEGARA TUJUAN

JENIS BARANG	BERAT BERSIH (KG)		PERUB	NILAI FOB (US \$)		PERUB
	JAN-MEI 2008	JAN-MEI 2009	%	JAN-MEI 2008	JAN-MEI 2009	%
(1)	(2)	(3)	(4)	(5)	(6)	(7)
AUSTRIA	3,730	3,223	-13.59	6,739	18,247	170.77
BELGIUM	29,625	38,984	31.59	59,529	84,798	42.45
SWITZERLAND	1,553	2,509	61.56	6,991	4,933	-29.44
MONACO	94	0	-100.00	330	0	-100.00
DENMARK	1,887	2,372	25.70	2,869	8,960	212.30
NORWAY	370	124	-66.49	454,172	1,926	-99.58
SWEDEN	1,416	790	-44.21	7,066	1,167	-83.48
FINLAND	352	118	-66.48	911	192	-78.92
IRELAND	5,050	6	-99.88	19,424	15	-99.92
ITALY	102,933	80,085	-22.20	242,852	228,509	-5.91
SPAIN	66,702	65,423	-1.92	113,573	219,763	93.50
PORTUGAL	6,533	6,321	-3.25	11,336	2,619	-76.90
GREECE	4,043	3,834	-5.17	14,731	7,493	-49.13
ANDORRA	15	0	-100.00	7	0	-100.00
DEMOCRATIC REPUBLIC OF THE	0	193	-	0	614	-
HUNGARY	3,271	2,559	-21.77	5,416	4,134	-23.67
POLAND	835	113	-86.47	807	520	-35.56
ROMANIA	144	1,279	788.19	889	1,748	96.63
YUGOSLAVIA	6,346	0	-100.00	561	0	-100.00
UKRAINE	320	1,178	268.13	239	1,740	628.03
LITHUANIA	3	306	10,100.00	2	908	45,300.00
LATVIA	0	6,000	-	0	45,181	-
ESTONIA	273	0	-100.00	2,137	0	-100.00
CROATIA	4,967	4,074	-17.98	11,075	9,576	-13.53
MALTA	897	10	-98.89	2,878	130	-95.48
SLOVENIA	249	2,108	746.59	209	3,110	1,388.04
CZECH REPUBLIC	225	1,327	489.78	334	2,968	788.62
RUSSIA FEDERATION	341	468	37.24	2,863	1,349	-52.88
LAINNYA	1,818	226	-87.57	8,355	677	-91.90
CHINA	1,208	226	-81.29	4,655	677	-85.46
SINGAPORE	610	0	-100.00	3,700	0	-100.00
TOTAL EKSPOR	155,779,860,125	122,388,367,135	-21.44	57,577,937,628	40,691,885,906	-29.33