



Katalog/Catalog: 8202019

**BULETIN
STATISTIK PERDAGANGAN LUAR NEGERI**

EKSPOR

**MENURUT HARMONIZED SYSTEM
DESEMBER 2022**



BADAN PUSAT STATISTIK

**BULETIN
STATISTIK PERDAGANGAN LUAR NEGERI**

EKSPOR

**MENURUT HARMONIZED SYSTEM
DESEMBER 2022**



Buletin Statistik Perdagangan Luar Negeri Ekspor Menurut HS, Desember 2022

ISSN : 2745-3987

No. Publikasi: 06100.2307

Katalog: 8202019

Ukuran Buku: -

Jumlah Halaman: vi + 311 halaman

Naskah:

Direktorat Statistik Distribusi

Penyunting:

Direktorat Statistik Distribusi

Desain Kover oleh:

Direktorat Diseminasi Statistik

Penerbit:

© BPS RI

Sumber Ilustrasi: -

Dilarang mengumumkan, mendistribusikan, mengkomunikasikan, dan/atau menggandakan sebagian atau seluruh isi buku ini untuk tujuan komersial tanpa izin tertulis dari Badan Pusat Statistik

KATA PENGANTAR

Buletin Statistik Perdagangan Luar Negeri Ekspor yang diterbitkan secara bulanan memuat data ekspor menurut 21 kelompok penggolongan barang, HS (*Harmonized System*) 2 digit, HS 8 digit, Negara Tujuan Ekspor, Provinsi, dan Pelabuhan Muat yang dirinci menurut Berat Bersih dan Nilai FOB. Buletin terbitan kali ini menyajikan data bulan Desember 2022 serta kumulatif bulan Januari sampai Desember 2022.

Buletin ini juga menyajikan gambaran singkat tentang perbandingan, pertumbuhan, dan peranan data ekspor menurut rincian diatas, serta data pokok yang cukup dominan atau yang mengalami perubahan signifikan. Diharapkan data ekspor ini dapat digunakan sebagai dasar evaluasi dan kajian perkembangan ekspor Indonesia.

Kepada para pengguna data, saran dan kritik yang bersifat konstruktif demi penyempurnaan publikasi ini, sangat diharapkan. Kiranya usaha BPS untuk meningkatkan pelayanan dan pemasyarakatan statistik (khususnya data Statistik Ekspor) dapat dilaksanakan secara baik dan berkesinambungan.

Jakarta, Februari 2023

Kepala Badan Pusat Statistik



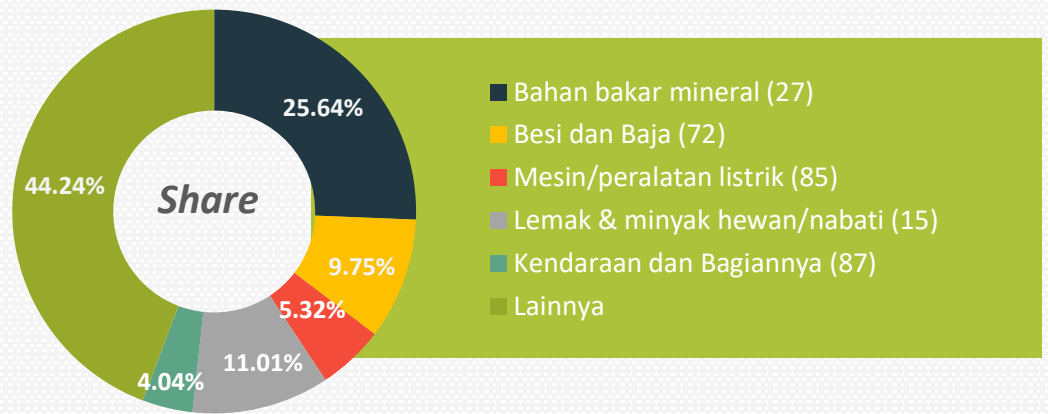
Margo Yuwono

DAFTAR ISI

	Halaman / Page
Kata Pengantar	iii
Daftar Isi	iv
Penjelasan.....	1–3
Ringkasan	4–10
Tabel-Tabel	
Tabel 1. Ekspor Indonesia Menurut 21 Golongan Barang.....	11
Tabel 2. Ekspor Indonesia Menurut Kode HS 2 digit	12–14
Tabel 3. Ekspor Indonesia Menurut Komoditi (Kode HS 8 digit)	15–301
Tabel 4. Ekspor Indonesia Menurut Negara Tujuan.....	302–305
Tabel 5. Ekspor Indonesia Menurut Provinsi dan Pelabuhan Muat..	306–311

EKSPOR INDONESIA MENURUT HARMONIZED SYSTEM

Desember 2022



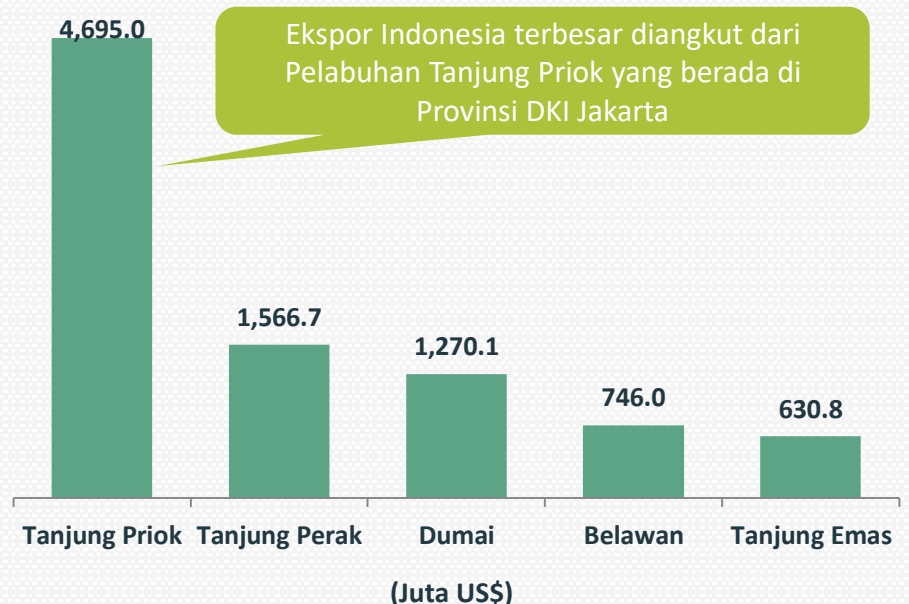
EKSPOR KE BEBERAPA NEGARA UTAMA



Ekspor Indonesia ke tiga negara tujuan utama (Tiongkok, Jepang, dan Amerika Serikat) pada Desember 2022 mencapai 44,04 persen dari keseluruhan ekspor Indonesia

EKSPOR DARI BEBERAPA PELABUHAN UTAMA

Total Ekspor Desember 2022 = US\$23,83 miliar



PENJELASAN

A. PENDAHULUAN

Penyajian buku publikasi Buletin Statistik Perdagangan Luar Negeri Ekspor menurut HS Desember 2022 terdiri dari :

- Bagian ulasan yang menjelaskan tentang ringkasan ekspor Indonesia dari sisi migas dan nonmigas, perkembangan nilai ekspor Indonesia (FOB), ekspor Indonesia menurut negara tujuan utama, ekspor golongan barang HS 2 digit utama, ekspor Indonesia menurut pelabuhan muat utama tiap provinsi.
- Bagian lampiran yang berisi Tabel 1. Ekspor Indonesia Menurut 21 Golongan Barang, Tabel 2. Ekspor Indonesia Menurut Kode HS 2 Digit, Tabel 3. Ekspor Indonesia Menurut Komoditi (Kode HS 8 Digit), Tabel 4. Ekspor Indonesia Menurut Negara Tujuan dan Tabel 5. Ekspor Indonesia Menurut Provinsi dan Pelabuhan Muat.

B. DAERAH PENCATATAN

Daerah pencatatan statistik dalam publikasi ini meliputi seluruh wilayah Republik Indonesia.

C. SUMBER DATA

Data Ekspor dikumpulkan berdasarkan dokumen ekspor atau Pemberitahuan Ekspor Barang (PEB) yang diisi oleh Eksportir dan telah diberikan ijin muat oleh Kantor Pelayanan Bea dan Cukai, selanjutnya dikirim ke Badan Pusat Statistik (BPS) dan Bank Indonesia (BI). Sejak tahun 2015, sumber data lainnya adalah catatan instansi lain, PT. POS Indonesia, dan survei ekspor perbatasan laut.

D. SISTEM PERDAGANGAN

Pencatatan Statistik Perdagangan Luar Negeri menggunakan sistem perdagangan umum (*General Trade*) dimana pencatatan dilakukan dari dokumen PEB dan non PEB yang dimuat dari pelabuhan di seluruh wilayah Indonesia termasuk kawasan berikat.

E. RUANG LINGKUP

Pencatatan Statistik Ekspor meliputi seluruh barang yang keluar dari wilayah Republik Indonesia, baik yang bersifat komersial maupun bukan komersial seperti bantuan barang kredit lunak, hadiah dan sebagainya.

- a. Ekspor kapal laut dan pesawat udara termasuk dalam statistik ekspor sedangkan ekspor bunker oil untuk kapal tidak tercatat dalam publikasi ini.
- b. Barang-barang yang diolah di luar negeri tetap dicatat sebagai ekspor, meskipun hasil olahan barang tersebut akan kembali masuk ke wilayah Indonesia.
- c. Barang-barang berikut ini tidak termasuk dalam statistik ekspor, yaitu : pakaian dan barang-barang perhiasan penumpang, barang-barang yang dikirim untuk perwakilan Indonesia di luar negeri, barang-barang untuk ekspedisi dan ekshibisi/pameran, pembungkus/peti kemas untuk diisi di luar negeri, uang dan surat-surat berharga, barang-barang contoh dan barang-barang yang dikirim ke luar negeri untuk diperbaiki.

F. SISTEM PENGOLAHAN

Data dalam publikasi ini mencakup dokumen-dokumen ekspor periode pencatatan Desember 2022 yang diterima Badan Pusat Statistik, yang terdiri dari dokumen kepabeanan (PEB) dan dokumen dari sumber lainnya (non PEB).

G. KLASIFIKASI JENIS BARANG

Penggolongan barang di dalam publikasi periode Desember 2022 ini menggunakan Klasifikasi menurut Buku Tarif Kepabeanan Indonesia 2022 (BTKI-2022) yang didasarkan atas *Harmonized System* (HS) merupakan pembaruan dari BTKI tahun 2017. Versi yang terakhir ini mengalami perubahan yang relatif besar dibanding sistem pengkodean versi sebelumnya yaitu penggolongan barang 8 digit serta perubahan pada penggolongan/pengelompokan barang maupun pendefinisianya.

H. PERIODE REFERENSI

Periode penentuan ekspor adalah tanggal diberikannya izin muat barang tersebut oleh pejabat Kantor Pelayanan Bea dan Cukai setelah diadakan pemeriksaan seperlunya.

I. NILAI BARANG

Nilai barang yang dicatat untuk Statistik Ekspor adalah nilai FOB (dolar AS).

J. SATUAN BARANG

Sejak tahun 1975 ekspor disajikan dalam berat bersih (kg).

K. NEGARA TUJUAN

Yang dimaksud dengan negara tujuan adalah negara tujuan akhir (*last known destination*) yang diketahui dimana barang tersebut akan dikonsumsi atau diperdagangkan.

L. PELABUHAN MUAT

Yang dimaksud dengan pelabuhan muat ekspor adalah pelabuhan muat dimana surat izin muat ekspor tersebut dikeluarkan.

RINGKASAN

Ekspor Indonesia pada bulan Desember 2022 mencapai nilai US\$23.827,9 juta dengan volume 54.788,1 ribu ton, yang terdiri dari US\$1.472,8 juta hasil ekspor minyak dan gas (migas) dan US\$22.355,0 juta hasil ekspor komoditi nonmigas.

Dibandingkan periode yang sama tahun 2021, nilai ekspor naik US\$1.470,1 juta, karena adanya peningkatan ekspor dari kelompok migas sebesar US\$404,8 juta atau naik 37,90 persen. Demikian juga ekspor nonmigas mengalami peningkatan sebesar US\$1.065,3 juta.

Penerimaan dari sektor migas menunjukkan peningkatan cukup besar, walaupun kebijakan pemerintah lebih mengutamakan untuk kebutuhan dalam negeri.

Demikian juga pada ekspor nonmigas, terjadi peningkatan kinerja yang besar dibandingkan nilai ekspor nonmigas periode yang sama pada tahun 2021.

Peningkatan pada ekspor migas diakibatkan karena meningkatnya semua komponen migas, yaitu minyak mentah, hasil minyak dan gas.

Harga minyak mentah Indonesia pada bulan Desember 2022 sebesar US\$76,66 per barelnya, naik sebesar US\$3,30 per barel dibandingkan bulan Desember 2021.

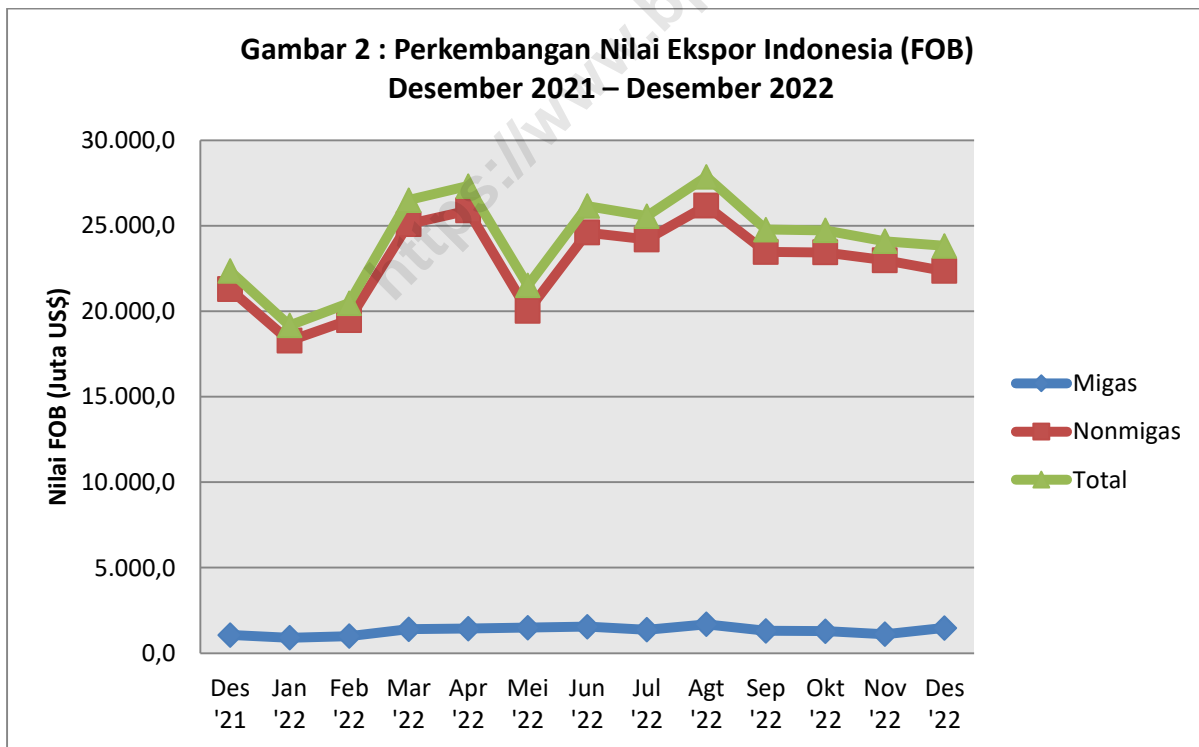


Sumber : dokumen PEB, non PEB, diolah

Pada Gambar 1 ditampilkan perbandingan nilai ekspor periode Desember 2021 dan 2022. Sedangkan trend perkembangannya dari bulan Desember 2021 sampai dengan Desember 2022 disajikan pada Gambar 2. Nilai ekspor kelompok migas pada Desember 2021 senilai US\$1.068,0 juta yang terdiri dari minyak mentah, hasil minyak dan gas masing-masing senilai US\$115,7 juta, US\$185,5 juta, dan US\$766,8 juta. Sedangkan pada Desember 2022 untuk kelompok migas memiliki rincian yang terdiri dari minyak mentah sebesar

US\$149,4 juta, hasil minyak sebesar US\$318,8 juta dan gas sebesar US\$1.004,7 juta.

Nilai ekspor untuk kelompok nonmigas yang terdiri dari hasil pertanian, hasil industri pengolahan serta hasil tambang dan lainnya pada bulan Desember 2021 masing-masing US\$402,2 juta, US\$17.087,6 juta, dan US\$ 3.799,9 juta. Sementara itu pada periode Desember 2022 masing-masing mencapai US\$370,3 juta, US\$16.481,3 juta, dan US\$5.503,4 juta.



Sumber : dokumen PEB, non PEB, diolah

Nilai ekspor Indonesia Desember 2022 mencapai US\$23,83 miliar atau turun sebesar 1,10 persen dibanding ekspor November 2022, dan naik sebesar 6,58 persen dibanding ekspor Desember 2021.

Ekspor nonmigas Desember 2022 mencapai US\$23,36 miliar atau turun sebesar 2,72 persen dibanding nilai ekspor nonmigas November 2022, dan naik 5,00 persen dibanding ekspor nonmigas Desember 2021.

Dipandang dari negara tujuan ekspor utama (Tabel A) ekspor ke Tiongkok Desember 2022 mencapai angka terbesar yaitu US\$6,14 miliar, disusul Jepang dengan nilai ekspornya sebesar US\$2,29 miliar dan Amerika Serikat sebesar US\$2,06 miliar, dengan kontribusi ketiganya mencapai 44,04 persen.

Untuk negara utama, peningkatan terjadi pada ekspor ke Tiongkok sebesar US\$797,9 juta, India dengan peningkatan sebesar US\$453,3 juta dan Jepang dengan peningkatan sebesar US\$440,4 juta.

Untuk ekspor ke Uni Eropa (27 negara) sebesar US\$1,64 miliar, menunjukkan penurunan ekspor dibandingkan dengan nilai ekspor pada periode yang sama tahun 2021.

Sebaliknya penurunan nilai pada negara tujuan utama terjadi pada negara Amerika Serikat sebesar 22,60 persen,

Belanda sebesar 31,33 persen dan Thailand sebesar 9,59 persen

Pada Tabel B ekspor golongan barang HS 2 digit utama, Peningkatan terbesar terjadi pada bahan bakar mineral sebesar US\$1.791,5 juta yang merupakan komoditi ekspor terbesar pertama pada Desember 2022 dan 2021.

Sedangkan penurunan terbesar ekspor golongan barang HS 2 digit utama terjadi pada lemak dan minyak hewan/nabati sebesar US\$352,0 juta yang merupakan komoditi ekspor terbesar ke-2 pada Desember 2022 dan Desember 2021.

Menurut sektor, ekspor hasil industri pengolahan Desember 2022 turun sebesar 3,55 persen dibanding ekspor hasil industri pengolahan periode yang sama tahun 2021, ekspor hasil tambang & lainnya naik sebesar 44,83 persen, sedangkan ekspor hasil pertanian turun sebesar 7,93 persen.

Berdasarkan Tabel C total ekspor Indonesia menurut provinsi pelabuhan muat, ekspor Indonesia terbesar pada Desember 2022 berasal dari Provinsi DKI (daerah khusus ibukota) Jakarta dengan nilai US\$5,27 miliar (22,11 persen), diikuti Provinsi Kalimantan Timur sebesar US\$3,05 miliar (12,81 persen) dan Jawa Timur sebesar US\$1,96 miliar (8,21 persen).

**Tabel A. Total Ekspor Indonesia Menurut Negara Tujuan Utama
Desember 2021 dan Desember 2022**

Negara Tujuan	Nilai FOB (Juta US\$)				Perubahan Des'22 thd Des'21 (Juta US\$)
	Desember	Desember	Jan-Des	Jan-Des	
	2021	2022	2021	2022	
(1)	(2)	(3)	(4)	(5)	(6)
ASEAN	4.410,0	4.834,4	48.021,6	61.165,6	424,4
1 Singapura	1.091,6	1.166,2	11.635,8	14.395,7	74,6
2 Malaysia	1.007,3	1.120,0	11.971,0	15.452,4	112,7
3 Thailand	674,1	609,4	7.088,0	8.169,4	-64,7
Asean Lainnya	1.637,0	1.938,8	17.326,7	23.148,1	301,8
UNI EROPA	1.833,0	1.636,0	19.479,0	21.497,7	-197,0
4 Jerman	286,4	242,0	2.914,8	3.216,1	-44,4
5 Belanda	478,8	328,8	4.630,7	5.379,2	-150,0
6 Yunani	18,3	22,5	228,5	327,0	4,3
Uni Eropa Lainnya	1.049,6	1.042,7	11.704,9	12.575,4	-6,9
NEGARA UTAMA LAINNYA	12.819,8	13.984,1	129.938,9	167.336,4	1.164,3
7 Tiongkok	5.345,2	6.143,0	53.765,5	65.924,1	797,9
8 Jepang	1.850,3	2.290,7	17.872,7	24.845,4	440,4
9 Amerika Serikat	2.662,2	2.060,4	25.793,0	28.202,0	-601,8
10 India	1.206,6	1.659,9	13.342,1	23.378,8	453,3
11 Australia	244,6	272,6	3.223,5	3.469,6	28,1
12 Korea Selatan	882,7	1.020,3	8.981,9	12.813,7	137,5
13 Taiwan	628,3	537,2	6.960,2	8.702,8	-91,1
Total 13 Negara Tujuan Utama	16.376,2	17.472,9	168.407,8	214.276,2	1.096,7
Lainnya	5.981,5	6.354,9	63.201,7	77.702,9	373,4
Total Ekspor Indonesia	22.357,7	23.827,9	231.609,5	291.979,1	1.470,1

Sumber : dokumen PEB, non PEB, diolah

Pada Tabel 1 disajikan ekspor menurut 21 golongan barang HS. Disini terlihat bahwa perolehan devisa terbesar pada bulan Desember 2022 dari kelompok golongan barang V (Produk mineral) dengan nilai US\$7.083,9 juta atau sekitar 29,73 persen dari total ekspor, kelompok golongan barang III (Lemak, minyak malam nabati/hewani) dengan nilai US\$2.624,1 juta atau sekitar 11,01 persen, serta kelompok golongan barang XV (Logam tidak mulia dan barang daripadanya) senilai US\$3.663,9 juta atau sekitar 15,38 persen.

Dibandingkan periode yang sama tahun sebelumnya, produk mineral mengalami peningkatan 43,88 persen; sedangkan lemak, minyak malam nabati/hewani mengalami penurunan sebesar 11,83 persen dan logam tidak mulia dan barang daripadanya naik sebesar 7,05 persen.

Pada Tabel 2 disajikan ekspor menurut HS 2 digit. Nilai ekspor yang mengalami pertumbuhan positif terbesar untuk bulan Desember 2022 dibandingkan dengan nilai ekspor Desember 2021 antara lain HS 93 (*arms and ammunition and parts thereof*) dengan besar tingkat pertumbuhan mencapai 3.886,14 persen dan memiliki nilai ekspor mencapai US\$97.667. Selanjutnya HS 10 (*cereals*) yang memiliki tingkat pertumbuhan 2.889,44 persen dengan nilai

ekspor US\$28,2 juta. Kemudian peningkatan terjadi pada HS 89 (*ships, boat, and floating structures*) dengan tingkat pertumbuhannya sebesar 669,67 persen dan nilai ekspor mencapai US\$54,0 juta, serta HS 75 (*nickel and articles thereof*) dengan tingkat pertumbuhan mencapai 218,36 persen dengan nilai ekspor mencapai US\$750,1 juta dan HS 71 (*natural and cultured pearls*) dengan tingkat pertumbuhan mencapai 110,80 persen dengan nilai ekspor mencapai US\$554,2 juta.

Adapun jenis barang yang mengalami penurunan antara lain HS 36 (*explosives; pyrotechnic products; matches; pyrophonic alloys; certain combustible preparations*) dengan penurunan ekspor 91,92 persen dengan nilai ekspor US\$70.538, kemudian HS 50 (*silk*) yang mengalami penurunan mencapai 78,13 persen dengan total nilai ekspor mencapai US\$3.510. Selanjutnya HS 53 (*other vegetable textile fibres*) yang mengalami penurunan ekspor 62,11 persen dengan nilai ekspor US\$0,5 juta, diikuti HS 52 (*cotton*) yang mengalami penurunan ekspor 57,80 persen dengan nilai ekspor sebesar US\$34,4 juta, dan HS 78 (*lead and articles thereof*) yang mengalami penurunan ekspor sebesar 57,54 persen dengan nilai ekspor sebesar US\$0,5 juta.

**Tabel B. Total Ekspor Golongan Barang HS2 Digit Utama
Desember 2021 dan Desember 2022**

Golongan Barang (HS)	Nilai FOB (Juta US\$)				Perubahan Des'22 thd Des'21 (Juta US\$)
	Desember 2021	Desember 2022	Jan-Des 2021	Jan-Des 2022	
(1)	(2)	(3)	(4)	(5)	(6)
1 Bahan bakar mineral (27)	4.317,9	6.109,4	45.078,6	71.000,1	1.791,5
2 Lemak & minyak hewan/nabati (15)	2.976,1	2.624,1	32.919,1	35.204,4	-352,0
3 Besi dan Baja (72)	2.326,8	2.323,9	20.925,6	27.823,5	-2,9
4 Mesin/peralatan listrik (85)	1.210,8	1.266,7	11.776,1	14.553,2	55,9
5 Kendaraan dan Bagiannya (87)	765,6	962,6	8.636,1	10.980,7	197,0
6 Bijih, terak dan abu logam (26)	572,6	939,0	6.351,1	10.299,9	366,3
7 Berbagai Produk Kimia (38)	718,0	534,2	6.899,7	8.534,3	-183,8
8 Alas kaki (64)	632,5	562,8	6.186,3	7.742,2	-69,7
9 Mesin-mesin/Pesawat Mekanik (84)	637,4	580,0	6.307,6	6.954,7	-57,4
10 Karet dan barang dari karet (40)	607,6	411,3	7.116,0	6.395,2	-196,3
Total 10 Golongan Barang	14.765,3	16.313,9	152.196,1	199.488,3	1.548,6
Lainnya	7.592,4	7.514,0	79.413,4	92.490,9	-78,4
Total Ekspor Indonesia	22.357,7	23.827,9	231.609,5	291.979,1	1.470,1

Sumber : dokumen PEB, non PEB, diolah

**Tabel C. Total Ekspor Indonesia Menurut Pelabuhan Muat Utama Tiap Provinsi
Bulan Desember 2022 (Juta US\$)**

Provinsi	Nilai Fob (Juta US\$)	Pelabuhan Muat	Nilai Fob (Juta US\$)
(1)	(2)	(3)	(4)
ACEH	72,7	MEULABOH	41,4
SUMATERA UTARA	842,9	BELAWAN	746,0
SUMATERA BARAT	204,0	PADANG/TL.BAYUR	204,0
RIAU	1.811,6	DUMAI	1.270,1
JAMBI	132,3	JAMBI	39,3
SUMATERA SELATAN	631,9	MUSI RIVER/BOOM BARU	589,0
BENGKULU	15,1	PULAU BAAI	14,8
LAMPUNG	397,1	PANJANG	191,8
KEPULAUAN BANGKA BELITUNG	187,3	PANGKAL BALAM	31,8
KEPULAUAN RIAU	1.550,1	BATU AMPAR	876,3
DKI JAKARTA	5.267,2	TANJUNG PRIOK	4.695,0
JAWA BARAT	151,7	BALONGAN	14,5
JAWA TENGAH	645,7	TANJUNG EMAS	630,8
DI YOGYAKARTA	0,3	ADI SUCIPTO (U)	-
JAWA TIMUR	1.956,3	TANJUNG PERAK	1.566,7
BANTEN	184,2	TANJUNG LENENG	24,6
BALI	21,5	NGURAH RAI (U)	20,9
NUSA TENGGARA BARAT	229,2	BENETE	219,8
NUSA TENGGARA TIMUR	5,2	ATAPUPU	5,0
KALIMANTAN BARAT	140,6	KENDAWANGAN	79,0
KALIMANTAN TENGAH	78,2	KUMAI	58,0
KALIMANTAN SELATAN	1.686,8	BANJARMASIN	969,6
KALIMANTAN TIMUR	3.052,3	SAMARINDA	952,9
KALIMANTAN UTARA	271,1	LINGKAS TARAKAN	203,8
SULAWESI UTARA	66,6	BITUNG	46,5
SULAWESI TENGAH	1.872,8	KOLONEDALE	0,5
SULAWESI SELATAN	234,7	BALANTANG/MALILI	137,9
SULAWESI TENGGARA	445,1	KENDARI	444,9
GORONTALO	10,6	GORONTALO	10,5
SULAWESI BARAT	0,0	MAMUJU	0,0
MALUKU	23,1	BULA	16,6
MALUKU UTARA	703,2	OBISLAND	698,7
PAPUA BARAT	296,2	BINTUNI, IRIAN JAYA	294,5
PAPUA	640,2	AMAMAPARE	640,0
Total Ekspor Indonesia	23.827,9	Total Pelabuhan Utama	15.735,1

Sumber : dokumen PEB, non PEB, diolah

Tabel 1. Ekspor Indonesia menurut 21 Golongan Barang

Desember 2022

Golongan	Uraian golongan barang	Berat bersih (Kg)		Nilai F.O.B. (U S \$)	
		Bulan ini	Kumulatif	Bulan ini	Kumulatif
(1)	(2)	(3)	(4)	(5)	(6)
I	Binatang Hidup; Produk Hewani	83.868.301	837.909.505	422.414.117	4.799.036.578
II	Produk Nabati	698.818.431	7.200.968.035	345.247.606	4.215.717.370
III	Lemak, Minyak, Malam Nabati/hewani	2.932.049.598	30.779.861.098	2.624.111.621	35.204.422.607
IV	Olahan Makanan, minuman, Minuman Keras, Tembakau	1.060.424.941	11.720.636.201	924.585.130	11.018.452.614
V	Produk Mineral	44.847.392.322	534.433.058.723	7.083.851.642	81.785.550.807
VI	Produk Industri Kimia atau Produk Industri Terkait	1.229.068.740	16.761.794.082	1.275.586.205	19.968.327.203
VII	Plastik, Karet, dan Barang-barang Daripadanya	326.269.899	4.432.754.329	613.896.450	9.308.208.994
VIII	Kulit, Kulit Samak dan Barang Daripadanya	5.253.063	73.350.190	104.943.265	1.376.313.478
IX	Kayu dan Barang dari Kayu, Barang Anyaman, dll	428.820.412	5.863.093.317	336.077.587	4.788.478.291
X	Pulp, Kertas dan Barang Daripadanya	1.053.989.750	11.185.945.321	830.481.985	8.542.453.532
XI	Tekstil dan Barang Tekstil	162.905.522	1.953.423.905	1.066.225.000	13.833.353.660
XII	Alas Kaki, Payung, Bunga Tiruan, dll	28.603.670	386.308.182	608.319.509	8.273.831.474
XIII	Barang dari Batu, Semen, Mika, Keramik, Kaca, dll	83.569.675	1.105.611.785	65.146.492	832.390.542
XIV	Mutiara, Batu Mulia/Semi Mulia, Logam Mulia/Semi Mulia, dll	485.379	3.005.234	554.208.888	6.304.049.006
XV	Logam Tidak Mulia dan Barang Daripadanya	1.556.686.264	17.044.063.469	3.663.936.643	42.079.859.949
XVI	Mesin dan Perlengkapan Elektris, serta Aksesoris dari Barang Tersebut	103.410.607	1.305.599.381	1.846.651.893	21.507.892.187
XVII	Kendaraan, Pesawat Terbang, Kapal dll	116.378.666	1.306.964.331	1.024.967.295	12.350.969.392
XVIII	Alat Optis, Fotografi, Musik, Jam dll	6.655.895	91.683.154	136.174.755	1.665.606.570
XIX	Senjata dan Amunisi; Bagian dan Aksesorisnya	1.077	51.297	97.667	3.297.977
XX	Bermacam-macam Barang Hasil Pabrik	63.304.764	839.852.630	297.417.501	4.093.376.236
XXI	Karya Seni, Barang Kolektor dan Barang Antik	138.332	1.512.232	3.516.791	27.514.155
	Total Ekspor	54.788.095.310	647.327.446.403	23.827.858.044	291.979.102.622

Sumber : dokumen PEB dan non PEB, diolah

Tabel 2. Ekspor Indonesia menurut kode HS 2 digit

Desember 2022

H S	Uraian golongan barang	Berat bersih (Kg)		Nilai F.O.B. (U S \$)	
		Bulan ini	Kumulatif	Bulan ini	Kumulatif
(1)	(2)	(3)	(4)	(5)	(6)
01	Live animals	2.270.655	25.227.063	6.914.435	63.944.560
02	Meat and edible meat offal	244.868	2.409.077	2.234.884	19.934.117
03	Fish and crustaceans, Molluscs and other aquatic invertebrates	76.007.279	754.421.334	365.153.874	4.015.841.612
04	Dairy products, bird's eggs; natural honey, edible products of animal origin, not elsewhere specified or included	4.120.770	41.813.579	44.987.676	661.931.065
05	Products of animal origin, not elsewhere specified or included	1.224.728	14.038.452	3.123.249	37.385.224
06	Live trees and other plants; bulbs, roots and the like; cut flowers and ornamental foliage	640.196	7.331.073	1.957.157	22.310.804
07	Edible vegetables and certain roots and tubers	6.280.322	109.303.490	6.485.046	99.435.935
08	Edible fruits and nuts; peel of citrus fruit or melons	71.443.064	1.094.705.545	46.124.316	737.721.169
09	Coffee, tea, mate, and spices	48.227.233	607.453.184	142.892.134	1.877.278.834
10	Cereals	94.676.595	165.014.184	28.185.672	51.907.087
11	Products of the milling industry; malt, starches; inulin; wheat gluten	16.923.666	157.368.746	9.362.078	98.685.292
12	Oil seeds and oleaginous fruits; miscellaneous grains, seed, and fruits; industrial or medical plants; straw and fodder	33.235.925	342.275.967	40.359.661	557.044.250
13	Lac; gums; resins and other vegetable saps and extracts	5.511.132	65.012.086	23.014.184	275.526.078
14	Vegetable plaiting materials; vegetable products not elsewhere specified or included	421.880.297	4.652.503.759	46.867.359	495.807.919
15	Animal or vegetable fats and oils and their cleavage products; prepared edible fats; animal or vegetable waxes	2.932.049.598	30.779.861.098	2.624.111.621	35.204.422.607
16	Preparations of meat/fish/crustaceans/molluscs or other aquatic	15.283.667	184.717.898	112.669.288	1.485.161.452
17	Sugar and sugar confectionery	103.642.489	1.116.274.966	45.388.167	577.192.450
18	Cocoa and cocoa preparations	36.983.211	385.981.316	117.245.119	1.262.058.736
19	Preparations of cereals, flour, starch or milk; pastrycooks' products	44.584.803	587.689.390	106.760.810	1.407.557.853
20	Preparations of vegetables, fruits, nuts or other part of plants	21.809.324	303.363.912	31.909.193	428.839.017
21	Miscellaneous edible preparations	57.001.432	656.392.494	135.868.313	1.584.594.779
22	Beverages, spirit, and vinegar	27.881.392	330.070.864	17.757.974	190.181.693
23	Residues and waste from the food industries; prepared animal fodder	741.397.249	8.000.250.090	223.721.722	2.591.824.347
24	Tobacco and manufactured tobacco substitutes	11.841.372	155.895.271	133.264.543	1.491.042.287
25	Salts; sulphur; earths and stone; plastering materials, lime and cement	1.365.218.492	18.598.998.476	35.496.230	485.567.567
26	Ores, slag, and ash	1.466.199.610	23.747.245.216	938.970.717	10.299.932.006
27	Mineral fuels, mineral oils and products of their distillation; bituminous substances; mineral waxes	42.015.974.220	492.086.815.031	6.109.384.696	71.000.051.233
28	Inorganic chemicals; organic or inorganic compounds of precious	310.194.854	4.408.983.534	183.439.195	2.758.563.966
29	Organic chemicals	260.345.956	2.929.706.426	257.744.240	4.096.739.044
30	Pharmaceutical products	2.094.974	28.821.896	54.875.767	643.569.543
31	Fertilizers	48.158.602	1.915.138.281	27.513.978	1.177.760.318
32	Tanning or dyeing extracts, tannins and their derivatives; dyes, pigments and other colouring matter; paints and varnishes; putty and other mastics; ink	9.288.745	121.463.983	33.060.744	493.351.671
33	Essential oils and resinoids; perfumery, cosmetic or toilet preparation	8.841.017	110.918.735	69.824.942	827.795.237
34	Soap, organic surface-active agents, washing, and lubricating preparation, artificial waxes, prepared waxes, polishing or scouring preparations, candles and similar articles, modelling pastes, "dental waxes" and dental preparations with a basis of plaster	95.231.428	1.099.139.076	109.368.177	1.360.423.525
35	Albuminoidal substances; modified starches; glues; enzymes	1.942.201	26.435.380	5.451.040	66.885.783
36	Explosives; pyrotechnic products; matches; pyrophonic alloys; certain combustible preparations	42.890	4.735.733	70.538	7.330.162
37	Photographic and cinematographic goods	17.488	159.930	82.564	1.562.126
38	Miscellaneous chemical products	492.910.585	6.116.291.108	534.155.020	8.534.345.829
39	Plastics and articles thereof	133.549.120	1.647.545.511	202.556.894	2.913.044.540
40	Rubber and articles thereof	192.720.779	2.785.208.818	411.339.556	6.395.164.453
41	Raw hides, skins (other than furskins), and leather	304.270	4.590.828	8.519.188	106.795.972

Tabel 2. Ekspor Indonesia menurut kode HS 2 digit

Desember 2022

H S	Uraian golongan barang	Berat bersih (Kg)		Nilai F.O.B. (U S \$)	
		Bulan ini	Kumulatif	Bulan ini	Kumulatif
(1)	(2)	(3)	(4)	(5)	(6)
42	Articles of leather; saddlery and harness; travel goods, handbags and similar containers; articles of animal gut (other than silk-worm gut)	4.938.564	68.627.421	96.351.397	1.268.108.321
43	Furskins and artificial fur; manufactures thereof	10.229	131.941	72.680	1.409.185
44	Wood and articles of wood; wood charcoal	427.081.604	5.839.213.365	327.402.586	4.660.797.538
45	Cork and articles of cork	1.700	55.412	4.413	180.447
46	Manufactured of straw or other plaiting materials; basketware and	1.737.108	23.824.540	8.670.589	127.500.306
47	Pulp of wood or of other fibrous cellulosic material; recovered (waste and scrap) paper or paperboard	589.082.497	5.917.575.919	394.956.255	3.701.530.863
48	Paper and paperboard; articles of paper pulp or of paper/paperboard	464.414.724	5.261.978.520	433.012.068	4.807.420.459
49	Printed books, newspapers, pictures, and other products of the printing industry, manuscripts, typescripts and plans	492.528	6.390.883	2.513.662	33.502.210
50	Silk	6.766	49.013	3.510	193.973
51	Wool, fine or coarse animal hair; horse hair yarn, woven fabrics	21.712	448.040	31.700	691.002
52	Cotton	10.239.671	168.361.002	34.362.524	666.041.974
53	Other vegetable textile fibres; paper yarns and woven fabrics of paper yarn	2.304.969	37.648.388	492.347	8.363.308
54	Man-made filaments	17.119.639	211.863.926	64.272.510	753.495.862
55	Man-made staple fibres	91.894.281	966.828.762	167.308.584	2.102.920.388
56	Wadding, felt, and non-wovens; special yarn; twine, cordage, ropes and cables and articles thereof	3.409.681	44.924.961	11.942.480	158.608.420
57	Carpets and other textile floor coverings	1.138.617	15.184.798	3.475.918	47.732.676
58	Special woven fabrics; tufted textile fabrics; lace; tapestries; embroidery	352.135	2.913.752	3.933.655	41.217.757
59	Impregnated, coated, covered or laminated textile fabrics; textile articles of a kind suitable for industrial use	2.289.839	33.039.481	12.559.466	178.241.317
60	Knitted or crocheted fabrics	1.442.888	19.214.774	9.310.920	130.642.694
61	Articles of apparel and clothing accessories, knitted or crocheted	15.909.138	236.709.978	331.040.924	4.679.452.109
62	Articles of apparel and clothing accessories, not knitted or crocheted	14.087.633	182.360.459	415.878.582	4.901.170.104
63	Other made up textile articles; sets; worn clothing and worn textile articles; rags	2.688.552	33.876.572	11.611.879	164.582.077
64	Footwear, gaiters and the like; parts of such articles	27.175.198	368.523.465	562.797.035	7.742.187.145
65	Headgear and parts thereof	569.747	6.529.470	8.332.719	91.978.947
66	Umbrellas, sun umbrellas, walking sticks, seat-sticks, whips, riding-crops and parts thereof	31.778	326.611	158.080	2.522.318
67	Prepared feathers and down and articles made of feathers or of down; artificial flowers; articles of human hair	826.947	10.928.636	37.031.674	437.143.065
68	Articles of stone, plaster, cement, asbestos, mica or similar material	16.444.285	260.517.882	11.679.060	158.742.162
69	Ceramic products	17.400.898	324.680.499	21.560.131	338.369.342
70	Glass and glassware	49.724.492	520.413.404	31.907.301	335.279.039
71	Natural and cultured pearls, precious/semi precious stones, and precious metal, and articles thereof, imitation jewellery; coin	485.379	3.005.234	554.208.888	6.304.049.006
72	Iron and steel	1.365.165.503	14.892.028.276	2.323.902.135	27.823.548.257
73	Articles of iron and steel	40.170.632	598.510.720	96.912.856	1.758.369.775
74	Cooper and articles thereof	28.429.459	333.756.365	222.421.940	2.794.354.265
75	Nickel and articles thereof	88.994.098	778.409.609	750.143.697	5.977.671.430
76	Aluminium and articles thereof	16.392.945	256.087.887	53.140.333	890.155.569
78	Lead and articles thereof	379.260	5.486.519	461.569	13.304.459
79	Zinc and articles thereof	1.003.345	19.075.108	2.420.732	42.344.001
80	Tin and articles thereof	7.734.595	78.067.423	185.114.343	2.388.767.272
81	Other base metal; cermets; and articles thereof	5.492.206	49.878.345	11.574.951	161.451.961
82	Tools, implements, cutlery, spoon and forks, of base metal and parts thereof of base metal	662.025	8.796.419	7.802.265	115.780.142
83	Miscellaneous articles of base metal	2.262.196	23.966.799	10.041.822	114.112.819
84	Nuclear reactors, boilers, machinery and mechanical appliances; parts thereof	59.958.030	756.208.712	579.995.178	6.954.699.517

Tabel 2. Ekspor Indonesia menurut kode HS 2 digit

Desember 2022

HS	Uraian golongan barang	Berat bersih (Kg)		Nilai F.O.B. (U S \$)	
		Bulan ini	Kumulatif	Bulan ini	Kumulatif
(1)	(2)	(3)	(4)	(5)	(6)
85	Electrical machinery and equipments and parts thereof; sound recorders/reproducers, television image and sound recorders and reproducers and parts and accessories of such articles	43.452.577	549.390.669	1.266.656.716	14.553.192.670
86	Railway and tramway locomotive, mechanical traffic, and all kinds	912.824	18.215.649	1.339.432	22.515.726
87	Vehicles other than railway/tramway rolling-stock, and parts and accessories thereof	100.227.741	1.143.772.402	962.582.798	10.980.707.428
88	Aircraft, spacecraft, and parts thereof	38.410	335.580	7.055.264	93.751.347
89	Ships, boat, and floating structures	15.137.095	144.351.042	53.978.453	1.253.600.461
90	Optical, photographic, cinematographic, measuring, checking, precision, medical or surgical instruments and apparatus; parts and accessories thereof	2.949.218	33.561.650	78.476.371	836.463.309
91	Clocks and watches and parts thereof	35.134	379.566	1.963.791	28.883.989
92	Musical instruments; parts and accessories of such articles	3.671.543	57.741.938	55.734.593	800.259.272
93	Arms and ammunition; parts and accessories thereof	1.077	51.297	97.667	3.297.977
94	Furnitures, bedding, mattresses, mattress supports, cushions and stuffed furnishing; lamps and lighting fittings, Not elsewhere specified or included; illuminated signs, illuminated name plates and the like; prefabricated buildings	48.068.410	636.438.984	216.955.578	2.938.624.305
95	Toys, games and sports requisiters; parts and accessories thereof	3.844.416	67.900.165	49.821.674	748.329.394
96	Miscellaneous manufactured articles	11.391.938	135.513.482	30.640.250	406.422.537
97	Works of arts, collectors' piece and antiques	33.506	615.967	1.503.243	6.002.857
98	Incompletely knocked down motor vehicles and their components	62.596	289.658	11.348	394.430
99	Postal packages, parcels, and returned goods	104.825	896.265	2.013.548	21.511.298
	Total Ekspor	54.788.095.310	647.327.446.403	23.827.858.044	291.979.102.622

Sumber : dokumen PEB dan non PEB, diolah

Tabel 3 : Ekspor Indonesia menurut Komoditi (Kode HS 8 digit)

Desember 2022

Kode H S	Uraian golongan barang	Berat bersih (Kg)		Nilai F.O.B. (U S \$)	
		Bulan ini	Kumulatif	Bulan ini	Kumulatif
(1)	(2)	(3)	(4)	(5)	(6)
01039200	Live swine, other than pure-bred breeding animals, weighing 50 kg or more	2.249.676	24.919.597	6.225.295	58.814.131
01041090	Live sheep, other than pure-bred breeding animals	-	65.174	-	262.199
01042090	Live goats, other than pure-bred breeding animals	-	14.800	-	49.065
01051110	Breeding fowls of the species gallus domesticus, weighing not more than 185 g	3.465	18.291	43.198	299.331
01051190	Live fowls of the species gallus domesticus, other than breeding, weighing not more than 185 g	-	1.020	-	7.920
01059410	Breeding fowls of the species gallus domesticus other than fighting cocks, weighing more than 185 g	36	36	987	987
01059441	Live fighting cocks of the species gallus domesticus, 185 g ≤ weighing ≤ 2 kg	-	2.549	-	96.075
01059449	Live fighting cocks of the species gallus domesticus, weighing more than 2 kg	402	1.874	24.340	137.880
01059499	Live fowls of the species gallus domesticus, other than breeding fowls and fighting cocks, weighing more than 2 kg	-	200	-	2.680
01061100	Live primates	3.060	5.517	433.500	979.500
01061400	Live rabbits and hares	95	1.899	768	12.002
01061900	Live mammals, other than in subheading 010611 to 010614	936	7.810	13.089	145.964
01062000	Live reptiles (including snakes and turtles)	12.824	184.041	170.333	2.781.689
01063200	Live psittaciformes (including parrots, parakeets, macaws and cockatoos)	-	701	-	271.180
01063900	Live birds, other than birds of prey, psittaciformes, ostriches, emus (dromaius novaehollandiae)	-	65	-	1.119
01064900	Live insects other than bees	75	1.488	285	15.067
01069000	Live animals, other than in subheading 010611 to 010649	87	2.003	2.640	67.769
02023000	Boneless meat of bovine animals, frozen	-	27	-	655
02042200	Other cuts with bone in meat of sheep, fresh or chilled	-	4	-	130
02042300	Boneless meat of sheep, fresh or chilled	-	89	-	97
02071200	Meat and edible offal of fowls of the species gallus domesticus, not cut in pieces, frozen	50.295	481.279	129.175	1.135.874
02071300	Meat and edible offal of fowls of the species gallus domesticus, cuts and offal, fresh or chilled	-	10	-	101
02071410	Wings of fowls of the species gallus domesticus, frozen	-	2.310	-	5.789
02071491	Mechanically deboned or separated meat of fowls of the species gallus domesticus, other than wings and thighs, frozen	-	12.860	-	43.588
02071499	Meat and edible offal of fowls of the species gallus domesticus, other than mechanically deboned or separated meat, wings, thighs and livers, frozen	4.797	12.611	10.813	26.706
02074590	Meat and edible offal of ducks, cut in pieces and other than fatty livers, frozen	-	7.554	-	32.420
02085000	Meat and edible meat offal of reptiles (including snakes and turtles), fresh, chilled or frozen	-	61.530	-	95.633
02089010	Frogs' legs fresh, chilled or frozen	167.766	1.648.621	1.322.780	13.124.828
02101990	Meat of swine, other than hams, shoulders and cuts thereof, with bone in, bellies (streaky) and cuts thereof, bacon, boneless hams, salted, in brine, dried or smoked	288	461	4.548	4.723
02102000	Meat of bovine animals, salted, in brine, dried or smoked	-	1	-	4
02109300	Meat and edible meat offal of reptiles (including snakes and turtles) including edible flours and meals of meat or meat offal, salted, in brine, dried/smoked	19.732	177.370	765.278	5.457.768
02109910	Freeze-dried diced chicken	-	1	-	2
02109920	Dried pork skin	1.992	3.701	2.290	4.184
02109990	Meat and edible meat offal, other than hs code 02101100 to 02109920 including edible flours and meals of meat or meat offal, salted, in brine, dried or smoked	-	648	-	1.615
03011110	Live fry freshwater ornamental fish	2.716	48.125	39.359	546.805
03011191	Live koi carp (cyprinus carpio) other than fry	484	3.538	9.130	86.690
03011192	Live goldfish (carassius auratus) other than fry	791	7.903	49.834	483.870
03011193	Live siamese fighting fish (beta splendens) other than fry	645	10.637	29.895	388.226
03011195	Live arowanas (scleropages formosus) other than fry	6.657	73.953	851.235	8.821.225

Tabel 3 : Ekspor Indonesia menurut Komoditi (Kode HS 8 digit)

Desember 2022

Kode H S	Uraian golongan barang	Berat bersih (Kg)		Nilai F.O.B. (U S \$)	
		Bulan ini	Kumulatif	Bulan ini	Kumulatif
(1)	(2)	(3)	(4)	(5)	(6)
03011199	Live freshwater ornamental fish, other than HS code 03011191 to 03011195, other than fry	67.496	885.613	1.419.607	19.222.232
03011910	Live fry ornamental fish, other than freshwater fish	4	2.198	10	33.386
03011990	Live ornamental fish other than freshwater fish, other than fry	44.900	521.582	566.608	6.842.652
03019100	Live trout (<i>salmo trutta</i> , <i>oncorhynchus mykiss</i> , <i>oncorhynchus clarki</i> , <i>oncorhynchus aguabonita</i> , <i>oncorhynchus gilae</i> , <i>oncorhynchus apache</i> and <i>oncorhynchus chrysogaster</i>)	-	28	-	112
03019200	Live eels (<i>anguilla</i> spp)	16.169	1.688.249	15.423	1.701.688
03019329	Live cyprinus spp, <i>carassius</i> spp, <i>ctenopharyngodon idellus</i> , <i>hypophthalmichthys</i> spp, <i>cirrhinus</i> spp, <i>mylopharyngodon piceus</i> , other than breeding and fry	-	2	-	3
03019911	Live fry of milkfish and grouper, breeding	12.150	289.952	149.932	4.873.470
03019919	Live fry of milkfish and grouper, other than breeding	3.893	20.935	34.928	140.403
03019924	Live fish fry, other than HS code 03019100 to 03019923, breeding	-	130	-	3.150
03019929	Live fish fry, other than HS code 03019100 to 03019923, other than breeding	36	2.546	3.520	62.332
03019931	Live milkfish, other than fry, breeding	825	30.131	29.772	1.531.399
03019933	Live Leopard coral grouper (<i>plectropomus leopardus</i>), other than fry	29.800	218.081	484.751	3.075.323
03019934	Live Brown-marbled grouper (<i>epinephelus fuscoguttatus</i>), other than fry	4.677	80.863	52.394	768.479
03019935	Live Humpback grouper (<i>cromileptes altivelis</i>), other than fry	2.272	12.447	37.557	166.873
03019936	Live Grouper other than leopard coral, brown-marbled, and humpback, other than fry	125.374	931.657	1.114.853	8.093.462
03019941	Live Tilapias (<i>oreochromis</i> spp)	-	21	-	306
03019949	Live freshwater fish, n.ec in heading 0301 and other than carp for breeding	22.172	199.605	147.480	1.436.188
03019950	Live marine fish, n.e.c in heading 0301	1.775	68.066	20.806	605.169
03019990	Live fish, other than freshwater and marine fish	0	1.562	4	6.426
03022100	Halibut (<i>reinhartius hippoglossoides</i> , <i>hippoglossus hippoglossus</i> , <i>hippoglossus stenolepis</i>), fresh or chilled	-	2.365	-	6.909
03022300	Sole (<i>solea</i> spp), fresh or chilled	3.675	70.224	4.346	73.581
03022900	Flat fish (<i>pleuronectidae</i> , <i>bothidae</i> , <i>cynoglossidae</i> , <i>soleidae</i> , <i>scophthalmidae</i> and <i>citharidae</i>) other than halibut, plaice, sole, turbot, fresh or chilled	144.266	1.504.701	146.864	1.559.074
03023100	Albacore or longfinned tunas (<i>thunnus alalunga</i>), fresh or chilled	-	77.977	-	238.047
03023200	Yellowfin tunas (<i>thunnus albacares</i>), fresh or chilled	149.422	1.023.853	1.010.571	6.302.347
03023400	Bigeye tunas (<i>thunnus obesus</i>), fresh or chilled	14.438	116.573	59.810	449.682
03023600	Southern bluefin tunas (<i>thunnus maccoyii</i>), fresh or chilled	3.304	29.319	12.412	114.343
03023900	Tunas other than albacore tunas, yellowfin tunas, skipjack tuna, bigeye tunas, atlantic and pacific bluefin tunas, southern bluefin tunas, fresh or chilled	33.131	489.660	317.859	3.207.796
03024100	Herrings (<i>clupea harengus</i> , <i>clupea pallasii</i>), fresh or chilled	-	600	-	126
03024200	Anchovies (<i>engraulis</i> spp), fresh or chilled	-	1.250	-	4.606
03024400	Mackerel (<i>scomber scombrus</i> , <i>scomber australasicus</i> , <i>scomber japonicus</i>), fresh or chilled	91.939	726.164	196.463	1.656.379
03024700	Swordfish (<i>xiphias gladius</i>), fresh or chilled	6.812	61.269	63.804	596.344
03024900	Sardinella, brisling or sprats, indian mackerels, seerfishes, jacks, crevalles, silver pomfrets, pacific saury, scads, capelin, kawakawa, bonitos, marlins, sailfishes, spearfish, fresh or chilled	584.033	6.459.864	1.661.815	20.210.976
03027100	Tilapias (<i>oreochromis</i> spp), fresh or chilled	-	700	-	767
03027290	Catfish (<i>pangasius</i> spp, <i>silurus</i> spp, <i>clarias</i> spp, <i>ictalurus</i> spp) other than yellowtail catfish, fresh or chilled	2.440	18.724	2.850	20.718
03027900	Nile perch (<i>lates niloticus</i>) and snakeheads (<i>channa</i> spp), fresh or chilled	2.635	123.171	6.537	145.079
03028200	Rays and skates (<i>rajidae</i>), fresh or chilled	45.008	396.938	51.540	701.566
03028500	Seabream (<i>sparidae</i>), fresh or chilled	461	43.587	2.946	73.034
03028911	Grouper, fresh or chilled	407.275	3.856.657	1.631.126	14.668.866

Tabel 3 : Ekspor Indonesia menurut Komoditi (Kode HS 8 digit)

Desember 2022

Kode H S	Uraian golongan barang	Berat bersih (Kg)		Nilai F.O.B. (U S \$)	
		Bulan ini	Kumulatif	Bulan ini	Kumulatif
(1)	(2)	(3)	(4)	(5)	(6)
03028914	Savalai hairtails (<i>lepturacanthus savala</i>), belanger's croakers (<i>johnius belangerii</i>), reeve's croakers (<i>chrysochir aureus</i>) and bigeye croakers (<i>pennahia anea</i>), fresh or chilled	333.710	1.965.293	219.483	2.401.566
03028916	Torpedo scads (<i>megalaspis cordyla</i>), spotted sicklefish (<i>drepane punctata</i>) and great barracudas (<i>sphyræna barracuda</i>), fresh or chilled	63.740	703.240	51.912	574.429
03028917	Black pomfrets (<i>parastromatus niger</i>), fresh or chilled	113.432	1.084.745	420.860	4.193.532
03028918	Mangrove red snappers (<i>lutjanus argentimaculatus</i>), fresh or chilled	177.952	1.593.037	537.225	4.781.137
03028919	Fresh or chilled marine fish, other than HS code 03028911 to 03028918	2.725.305	31.128.814	4.185.310	48.308.700
03028923	Silver grunts (<i>pomadasys argenteus</i>), fresh or chilled	-	397	-	833
03028929	Fresh or chilled fish other than marine fish, other than hs code 03028922 to 03028929	28.301	565.228	22.582	836.926
03029100	Livers, roes and milt, fresh or chilled	-	2.763	-	25.820
03029200	Shark fins, fresh or chilled	3	250	96	5.582
03029900	Heads, tails, maws and other edible fish offal, other than shark fins, livers, roes and milt, fresh or chilled	-	67.043	-	74.125
03031100	Sockeye salmon (red salmon) (<i>oncorhynchus nerka</i>), frozen	-	12.091	-	215.406
03031400	Trout (<i>salmo trutta</i> , <i>oncorhynchus mykiss</i> , <i>oncorhynchus clarki</i> , <i>oncorhynchus aguabonita</i> , <i>oncorhynchus gilae</i> , <i>oncorhynchus apache</i> and <i>oncorhynchus chrysogaster</i>), frozen	-	31.821	-	707.794
03032300	Tilapias (<i>oreochromis spp</i>), frozen	19.550	289.793	49.029	722.137
03032400	Catfish (<i>pangasius spp</i> , <i>silurus spp</i> , <i>clarias spp</i> , <i>ictalurus spp</i>), frozen	347.687	2.180.664	577.126	3.483.801
03032500	Carp (<i>cyprinus</i> , <i>carassius</i> , <i>ctenopharyngodon idellus</i> , <i>hypophthalmichthys cirrhinus</i> , <i>mylopharyngodon piceus</i> , <i>catla catla</i> , <i>labeo</i> , <i>osteochilus hasselti</i> , <i>leptobarbus hoeveni</i> , <i>megalobrama</i>), frozen	18	1.721	36	4.074
03032600	Eels (<i>anguilla spp</i>), frozen	482.036	6.540.164	960.428	11.804.259
03032900	Nile perch (<i>lates niloticus</i>) and snakeheads (<i>channa spp</i>), frozen	6.811	80.482	16.220	131.676
03033100	Halibut (<i>reinhardtius hippoglossoides</i> , <i>hippoglossus hippoglossus</i> , <i>hippoglossus stenolepis</i>), frozen	42.763	136.299	55.586	173.230
03033300	Sole (<i>solea spp</i>), frozen	-	21.061	-	46.259
03033900	Flat fish (<i>pleuronectidae</i> , <i>bothidae</i> , <i>cynoglossidae</i> , <i>soleidae</i> , <i>scophthalmidae</i> and <i>citharidae</i>) other than halibut, plaice, sole, turbot, frozen	-	18.447	-	24.719
03034100	Albacore or longfinned tunas (<i>thunnus alalunga</i>), frozen	534.999	7.486.166	1.637.592	23.822.602
03034200	Yellowfin tunas (<i>thunnus albacares</i>), frozen	1.995.518	21.246.212	7.916.061	82.999.915
03034300	Skipjack tuna (stripe-bellied bonito) (<i>katsuwonus pelamis</i>), frozen	7.584.781	31.622.765	11.829.010	49.381.026
03034400	Bigeye tunas (<i>thunnus obesus</i>), frozen	125.800	977.083	196.811	1.899.640
03034600	Southern bluefin tunas (<i>thunnus maccoyii</i>), frozen	-	26.731	-	122.732
03034910	Longtail tuna (<i>thunnus tonggol</i>), frozen	419.000	1.463.644	647.855	2.501.002
03034990	Tunas (of the genus <i>thunnus</i>), other than hs code 03024100 to 03024910, frozen	-	202.001	-	631.967
03035100	Herrings (<i>clupea harengus</i> , <i>clupea pallasii</i>), frozen	-	1.000	-	2.000
03035300	Sardines (<i>sardina pilchardus</i> , <i>sardinops spp</i>), sardinella (<i>sardinella spp</i>), brisling or sprats (<i>sprattus sprattus</i>), frozen	-	320.050	-	133.660
03035410	Mackerel (<i>scomber scombrus</i> , <i>scomber australasicus</i>), frozen	72.614	583.614	229.572	1.561.580
03035420	Pacific mackerel (<i>scomber japonicus</i>), frozen	-	24.670	-	32.991
03035500	Jack and horse mackerel (<i>trachurus spp</i>), frozen	-	35.862	-	21.928
03035600	Cobia (<i>rachycentron canadum</i>), frozen	48.148	249.909	97.559	449.737
03035700	Swordfish (<i>xiphias gladius</i>), frozen	293.993	1.828.335	1.646.751	10.548.374
03035910	Indian mackerels (<i>rastrelliger kanagurta</i>), island mackerels (<i>rastrelliger faughni</i>), frozen	38.686	989.552	73.194	2.191.549
03035920	Silver pomfrets (<i>pampus spp</i>), frozen	103.217	763.152	463.645	2.751.944

Tabel 3 : Ekspor Indonesia menurut Komoditi (Kode HS 8 digit)

Desember 2022

Kode H S	Uraian golongan barang	Berat bersih (Kg)		Nilai F.O.B. (U S \$)	
		Bulan ini	Kumulatif	Bulan ini	Kumulatif
(1)	(2)	(3)	(4)	(5)	(6)
03035990	Anchovies, brisling or sprats, scomberomorus spp, caranx spp, pacific saury, decapterus spp, capelin, euthynnusaffinis, sarda spp, marlins, sailfishes, istiophoridae, frozen	3.967.021	26.467.041	7.868.614	54.079.064
03036900	Fish of the families bregmacerotidae, eulichthyidae, gadidae, macrouridae, melanonidae, merlucciidae, moridae and muraenolepididae other than of hs code 030336-030368, frozen	10.150	74.531	33.038	171.864
03038100	Dogfish and other sharks, frozen	280.231	3.214.819	267.989	3.820.031
03038200	Rays and skates (rajidae), frozen	72.926	541.212	217.515	1.478.033
03038400	Seabass (dicentrarchus spp), frozen	-	1.863	-	4.756
03038911	Grouper, frozen	143.979	1.039.900	500.315	3.912.355
03038913	Bluntnose lizardfish (trachinocephalus myops), frozen	61.118	1.239.008	40.541	1.162.902
03038914	Savalai hairtails (lepturacanthus savala), belanger's croakers (johnius belangerii), reeve's croakers (chrysochir aureus) and bigeye croakers (pennahia anea), frozen	1.304.285	17.509.403	3.119.701	36.350.553
03038916	Torpedo scads (megalaspis cordyla), spotted sicklefish (drepane punctata) and great barracudas (sphyraena barracuda), frozen	21.828	307.889	23.343	469.074
03038917	Black pomfrets (parastromatus niger), frozen	353.556	2.573.203	919.734	5.955.314
03038918	Mangrove red snappers (lutjanus argentimaculatus), frozen	411.417	4.847.764	1.530.718	15.062.445
03038919	Frozen marine fish, other than HS code 03038911 to 03038918	4.379.392	49.175.857	9.304.602	96.557.478
03038923	Milkfish (chanos chanos), frozen	900.297	8.113.337	1.371.807	12.412.300
03038928	Wallago (wallago attu) and giant river-catfish (sperata seenghala), frozen	7.669	10.770	13.155	19.469
03038929	Frozen fish, other than marine fish, other than hs code 03038922 to 03038928	174.219	6.937.344	271.824	12.033.868
03039100	Livers, roes and milt, frozen	91.727	1.025.828	1.192.117	14.272.472
03039200	Shark fins, frozen	2.509	88.547	16.160	358.798
03039900	Heads, tails, maws and other edible fish offal other than shark fins, livers, roes and milt, frozen	90.642	797.076	498.147	1.397.334
03043200	Fresh or chilled fillets of catfish (pangasius spp, silurus spp, clarias spp, ictalurus spp)	-	3.000	-	4.929
03043900	Fresh/chilled fillets of carp (cyprinus, carassius, cteno. idellus, hypophthalmichthys, cirrhinus, myloph. piceus, catla, labeo, osteo. hasselti, lepto. hoeveni, megalobrama), eels (anguilla), channa	-	15.000	-	71.100
03044500	Fresh or chilled fillets of swordfish (xiphias gladius)	2.983	29.285	38.200	343.924
03044700	Fresh or chilled fillets of dogfish and other sharks	-	323	-	426
03044800	Fresh or chilled fillets of rays and skates (rajidae)	-	1.080	-	1.912
03044900	Fresh or chilled fillets of other fish, other than in subheading 030431 to 030448	66.579	1.149.212	774.519	14.059.225
03045100	Fresh or chilled other fish meat (whether or not minced) of tilapias, catfish, carp, eels (anguilla spp), Nile perch (lates niloticus) and snakeheads (channa spp)	1.739	20.044	2.066	74.168
03045400	Fresh or chilled other fish meat (whether or not minced) of swordfish (xiphias gladius)	-	10.242	-	95.820
03045900	Fresh or chilled other fish meat (whether or not minced) of other fish, other than in subheading 030451 to 030457	19.490	612.527	117.958	2.248.625
03046100	Frozen fillets of tilapias (oreochromis spp)	816.101	11.127.343	5.734.653	77.797.929
03046200	Frozen fillets of catfish (pangasius spp, silurus spp, clarias spp, ictalurus spp)	-	9.141	-	16.146
03046900	Frozen fillets of carp (cyprinus, carassius, ctenoph. idellus, hypophthalmichthys, cirrhinus, myloph. piceus, catla catla, labeo, osteo. hasselti, lepto. hoeveni, megalobrama spp), eels, channa spp	40.008	50.339	103.979	137.756
03047100	Frozen fillets of cod (gadus morhua, gadus ogac, gadus macrocephalus)	616.860	4.452.242	5.073.045	34.355.883
03047500	Frozen fillets of Alaska pollock (theragra chalcogramma)	246.105	1.408.893	788.124	4.643.034
03048100	Frozen fillets of Pacific salmon (oncorhynchus nerka, oncor. gorbuscha,	139.396	612.248	2.103.319	7.617.986
03048200	Frozen fillets of trout (salmo trutta, oncorhynchus mykiss, oncorhynchus clarki, oncorhynchus aguabonita, oncorhynchus gilae, oncorhynchus apache and oncorhynchus chrysogaster)	-	27.620	-	339.869

Tabel 3 : Ekspor Indonesia menurut Komoditi (Kode HS 8 digit)

Desember 2022

Kode H S	Uraian golongan barang	Berat bersih (Kg)		Nilai F.O.B. (U S \$)	
		Bulan ini	Kumulatif	Bulan ini	Kumulatif
(1)	(2)	(3)	(4)	(5)	(6)
03048300	Frozen fillets of flat fish (pleuronectidae, bothidae, cynoglossidae, soleidae, scophthalmidae and citharidae)	225	207.540	528	854.012
03048400	Frozen fillets of swordfish (xiphias gladius)	79.323	1.019.026	713.077	9.307.313
03048700	Frozen fillets of tunas (of the genus thunnus), skipjack tuna (stripe-bellied bonito) (katsuwonus pelamis)	5.084.197	56.293.402	38.234.434	443.146.185
03048800	Frozen fillets of dogfish, other sharks, rays and skates (rajidae)	487	180.214	828	999.314
03048910	Frozen fillets of mahi-mahi (coryphaena hippurus)	86.441	741.667	659.295	6.455.850
03048990	Frozen fillets of other fish, other than HS code 03048100 to 03048910	2.225.067	27.332.708	18.837.556	202.294.311
03049100	Frozen other fish meat (whether or not minced) of swordfish (xiphias gladius)	-	14.325	-	62.033
03049200	Frozen other fish meat (whether or not minced) of toothfish (dissostichus spp)	-	4.770	-	46.360
03049300	Frozen other fish meat (whether or not minced) of tilapias (oreochromis spp), catfish (pangasius spp, silurus spp, clarias spp, ictalurus spp), carp, eels (anguilla spp), Nile perch (lates niloticus) and snakeheads (channa spp)	75.559	955.566	119.271	805.556
03049600	Frozen other fish meat (whether or not minced) of dogfish and other sharks	55.550	435.463	55.550	463.110
03049910	Frozen of surimi (minced fish meat)	1.740.800	13.557.631	4.691.559	37.381.077
03049990	Frozen other fish meat (whether or not minced) of other fish, other than HS code 03049100 to 03049910	204.662	5.527.674	1.061.590	24.962.186
03052090	Livers, roes and milt of fish, smoked, dried, salted or in brine, other than freshwater fish, dried, salted or in brine	109.500	1.888.029	4.948.911	54.416.972
03053100	Fish fillets of tilapias, catfish, carp, eels (anguilla spp), Nile perch (lates niloticus) and snakeheads (channa spp), dried, salted or in brine, but not smoked	-	6	-	66
03053200	Fish fillets of fish of the families bregmacerotidae, euclichthyidae, gadidae, macrouridae, melanonidae, merlucciidae, moridae and muraenolepididae, dried, salted or in brine, but not smoked	24.563	92.741	152.348	459.172
03053920	Fish fillets of savalai hairtails, belanger's croakers (johnius belangerii), reeve's croakers (chrysochir aureus) and bigeye croakers (pennahia anea), dried, salted or in brine, but not smoked	9.000	62.021	41.400	108.237
03053992	Fish fillets of marine fish, dried, salted or in brine, but not smoked, not	101.678	783.884	264.535	2.373.973
03053999	Fish fillets of fish other than freshwater and marine fish n.e.c in heading	25.000	68.910	206.898	281.869
03054910	Smoked fish, including fillets, other than edible fish offal of skipjack tuna (stripe-bellied bonito) (katsuwonus pelamis)	254.724	1.624.078	2.066.919	12.605.948
03054990	Smoked fish, including fillets, other than edible fish offal, not elsewhere classified in heading 0305	60.259	1.272.038	422.984	9.340.302
03055400	Dried fish, w.o.n salted but not smoked of herrings, anchovies, sardines, sardinella, brisling or sprats, scomber scombrus, indian mackerels, seerfishes, jack & horse mackerel, jacks, caranx, cobia, silver pomfrets, Pacific saury, scads, capelin, swordfish, kawakawa, bonitos, marlins, sailfishes, spearfish	950	23.265	2.772	86.046
03055921	Dried fish, other than edible fish offal, whether or not salted but not smoked of anchovies (stolephorus spp, coilia spp, setipinna spp, lycothrisa spp, thryssa spp and encrasicholina spp)	69.151	827.056	300.841	4.444.575
03055929	Dried fish, other than edible fish offal, whether or not salted but not smoked of marine fish other than anchovies (stolephorus, coilia,	25.164	332.796	82.425	1.346.572
03055990	Dried fish, other than edible fish offal, whether or not salted but not smoked of other fish other than marine fish	70.667	1.571.479	232.660	3.338.615
03056300	Salted but not dried or smoked and fish in brine, other than edible fish offal of anchovies (engraulis spp)	16.644	187.342	202.519	2.359.077
03056910	Salted but not dried or smoked and fish in brine, other than edible fish offal of marine fish, not elsewhere classified in heading 0305	-	116.143	-	279.816

Tabel 3 : Ekspor Indonesia menurut Komoditi (Kode HS 8 digit)

Desember 2022

Kode H S	Uraian golongan barang	Berat bersih (Kg)		Nilai F.O.B. (U S \$)	
		Bulan ini	Kumulatif	Bulan ini	Kumulatif
(1)	(2)	(3)	(4)	(5)	(6)
03056990	Salted but not dried or smoked and fish in brine, other than edible fish offal of other than marine fish, not elsewhere classified in heading 0305	-	44.000	-	104.209
03057110	Shark fins, dried or smoked	40.978	283.607	1.278.223	8.843.242
03057190	Shark fins, salted or in brine	-	97.622	-	3.579.423
03057211	Dried, salted or in brine, smoked of fish maws of cod	-	1.076	-	21.100
03057219	Dried, salted or in brine, smoked of fish maws of other than cod	28.923	323.378	318.200	4.831.578
03057299	Dried, salted or in brine, smoked of fish head and tail of other than cod	3.600	35.575	18.967	117.448
03057990	Dried, salted or in brine, smoked of fish fin and other edible offal other than fish head, tail, and maws of other than cod	6.866	147.975	111.663	3.355.525
03061110	Rock lobster and other sea crawfish (palinurus spp, panulirus spp, jасus spp), frozen, smoked	10.785	125.884	101.137	1.284.880
03061190	Rock lobster and other sea crawfish (palinurus spp, panulirus spp, jасus spp), frozen, other than smoked	14.650	332.296	202.677	3.449.186
03061290	Lobsters (homarus spp), frozen, other than smoked	-	1.397	-	9.480
03061411	Soft shell crabs, frozen, smoked	44.421	760.439	286.432	6.490.246
03061419	Crab other than soft shell crabs, frozen, smoked	-	604.400	-	4.236.096
03061491	Swimming crabs (crabs of the family portunidae), frozen, other than smoked	15.350	199.374	34.384	273.704
03061492	King crabs (crabs of the family lithodidae), frozen, other than smoked	473	16.343	946	369.100
03061493	Snow crabs (crabs of the family origoniidae), frozen, other than smoked	-	27.991	-	2.261.824
03061499	Crab other than swimming crabs, king crabs, and snow crabs, frozen, other than smoked	470.465	1.265.708	2.500.215	19.652.514
03061500	Norway lobsters (nephrops norvegicus), frozen	-	520	-	2.309
03061600	Cold-water shrimps and prawns (pandalus spp, crangon crangon), frozen	91.273	751.500	650.786	7.369.064
03061711	Giant tiger prawns (penaeus monodon), frozen, headless	540.695	7.934.247	6.829.551	118.041.325
03061719	Giant tiger prawns (penaeus monodon), frozen, other than headless	287.789	3.901.020	3.066.118	47.906.587
03061721	Whiteleg shrimps (litopenaeus vannamei), frozen, headless, with tail	2.415.677	27.978.095	18.102.229	244.844.869
03061722	Whiteleg shrimps (litopenaeus vannamei), frozen, headless, without tail	1.283.420	15.850.515	9.796.258	132.129.169
03061729	Whiteleg shrimps (litopenaeus vannamei), frozen, other than headless, with or without tail	7.731.017	86.032.068	61.508.065	747.329.333
03061730	Giant river prawns (macrobrachium rosenbergii), frozen	-	130	-	1.390
03061790	Shrimps and prawns other than giant tiger prawns, whiteleg shrimps, and	1.500.114	18.984.825	12.301.477	161.412.471
03061900	Crustaceans not elsewhere classified in subheading 030611 to 030617, whether in shell or not, frozen	14.869	170.721	115.751	1.399.479
03063120	Rock lobster and other sea crawfish (palinurus spp, panulirus spp, jасus spp), live, other than breeding	57.856	926.618	1.229.554	20.318.339
03063130	Rock lobster and other sea crawfish (palinurus spp, panulirus spp, jасus spp), fresh or chilled	14	4.939	73	33.677
03063220	Lobsters (homarus spp), live, other than breeding	2.308	11.514	45.008	233.016
03063311	Blue crabs (callinectes spp) and snow crabs (crabs of the family oregoniidae), live	12.985	825.595	15.649	3.187.317
03063312	Blue crabs (callinectes spp) and snow crabs (crabs of the family oregoniidae), fresh or chilled	-	467.520	-	1.907.482
03063391	Crab other than blue crabs (callinectes spp) and snow crabs (crabs of the family oregoniidae), live	314.100	6.312.327	1.895.416	41.680.479
03063392	Crab other than blue crabs (callinectes spp) and snow crabs (crabs of the family oregoniidae), fresh or chilled	43.510	5.018.248	95.532	29.402.153
03063520	Cold-water shrimps and prawns (pandalus spp, crangon crangon), live, other than breeding	1	1.304	83	36.236
03063530	Cold-water shrimps and prawns (pandalus spp, crangon crangon), fresh or chilled	71.890	739.909	209.282	2.066.905
03063611	Giant tiger prawns (penaeus monodon), live, breeding	-	600	-	1.800
03063612	Whiteleg shrimps (litopenaeus vannamei), live, breeding	-	1.008	-	92.144

Tabel 3 : Ekspor Indonesia menurut Komoditi (Kode HS 8 digit)

Desember 2022

Kode H S	Uraian golongan barang	Berat bersih (Kg)		Nilai F.O.B. (U S \$)	
		Bulan ini	Kumulatif	Bulan ini	Kumulatif
(1)	(2)	(3)	(4)	(5)	(6)
03063613	Giant river prawns (macrobrachium rosenbergii), live, breeding	-	20	-	136
03063619	Other shrimps and prawns other than giant tiger prawns, whiteleg shrimps, and giant river prawns, live, breeding	98	2.021	1.063	22.542
03063622	Whiteleg shrimps (litopenaeus vannamei), live, other than breeding	-	29	-	39.466
03063623	Giant river prawns (macrobrachium rosenbergii), live, other than breeding	-	3	-	30
03063629	Shrimps and prawns other than giant tiger prawns, whiteleg shrimps, and giant river prawns, live, other than breeding	128.936	1.358.581	3.494.936	28.796.774
03063631	Giant tiger prawns (penaeus monodon), fresh or chilled	11.791	61.014	40.958	229.636
03063632	Whiteleg shrimps (litopenaeus vannamei), fresh or chilled	571.708	3.589.346	1.608.094	13.671.892
03063633	Giant river prawns (macrobrachium rosenbergii), fresh or chilled	-	12.198	-	23.201
03063639	Other shrimps and prawns other than giant tiger prawns, whiteleg shrimps, and giant river prawns, fresh or chilled	308.190	2.419.794	504.037	4.315.776
03063910	Live crustaceans, not elsewhere classified in subheading 030631 to 030636, whether in shell or not	5.766	29.071	54.521	481.837
03063920	Fresh or chilled crustaceans, not elsewhere classified in subheading 030631 to 030636, whether in shell or not,	15	210	678	6.867
03069329	Crabs, in airtight containers for retail sale, dried, salted or in brine	-	117.427	-	4.456.473
03069339	Crabs other than in airtight containers for retail sale, dried, salted or in brine	-	14.541	-	528.287
03069521	Shrimps and prawns, in airtight containers for retail sale, in shell, cooked by steaming or boiling in water	-	9	-	850
03069529	Shrimps and prawns, in airtight containers for retail sale, other than in shell, cooked by steaming or boiling in water	10.000	123.100	6.792	87.735
03069530	Shrimps and prawns, other than in airtight containers for retail sale	2.420	727.156	1.534	666.959
03069929	Crustaceans not elsewhere classified in subheading 030691 to 030695, whether in shell or not, in airtight containers for retail sale, dried, salted or in brine	-	3.701	-	26.052
03069939	Crustaceans not elsewhere classified in subheading 030691 to 030695, whether in shell or not, other than in airtight containers for retail sale, dried, salted or in brine	-	15.210	-	80.608
03071110	Oysters, live	-	874	-	874
03071120	Oysters, fresh or chilled	-	14.545	-	9.097
03072110	Scallops and other molluscs of the family pectinidae, live	5.228	33.019	12.988	71.752
03072120	Scallops and other molluscs of the family pectinidae, fresh or chilled	4.560	98.990	3.097	67.099
03072200	Scallops and other molluscs of the family pectinidae, frozen	30.559	558.252	122.130	1.214.961
03073110	Mussels (mytilus spp, perna spp), live	124	124	357	357
03073200	Mussels (mytilus spp, perna spp), frozen	-	39.147	-	68.858
03074211	Cuttle fish (sepia officinalis, rossia macrosoma, sepiola spp) and squid (omastrephes spp, loligo spp, nototodarus spp, sepioteuthis spp), live	-	10.000	-	5.000
03074221	Cuttle fish (sepia officinalis, rossia macrosoma, sepiola spp) and squid (omastrephes spp, loligo spp, nototodarus spp, sepioteuthis spp), fresh or chilled	92.322	813.080	376.288	3.556.216
03074229	Cuttle fish and squid other than sepia officinalis, rossia macrosoma, sepiola spp, omastrephes spp, loligo spp, nototodarus spp, sepioteuthis spp, fresh or chilled	12.600	374.410	16.934	1.343.097
03074310	Cuttle fish (sepia officinalis, rossia macrosoma, sepiola spp) and squid (omastrephes spp, loligo spp, nototodarus spp, sepioteuthis spp), frozen	13.049.586	118.390.227	60.648.162	517.167.373
03074390	Cuttle fish and squid other than sepia officinalis, rossia macrosoma, sepiola spp, omastrephes spp, loligo spp, nototodarus spp, sepioteuthis spp, frozen	1.597.866	15.224.344	7.846.039	69.338.162
03074921	Cuttle fish (sepia officinalis, rossia macrosoma, sepiola spp) and squid (omastrephes spp, loligo spp, nototodarus spp, sepioteuthis spp), dried, salted or in brine	2.946	1.042.385	3.883	7.028.907

Tabel 3 : Ekspor Indonesia menurut Komoditi (Kode HS 8 digit)

Desember 2022

Kode H S	Uraian golongan barang	Berat bersih (Kg)		Nilai F.O.B. (U S \$)	
		Bulan ini	Kumulatif	Bulan ini	Kumulatif
(1)	(2)	(3)	(4)	(5)	(6)
03074929	Cuttle fish and squid other than <i>sepia officinalis</i> , <i>rossia macrosoma</i> , <i>sepiola</i> spp, <i>ommastrephes</i> spp, <i>loligo</i> spp, <i>nototodarus</i> spp, <i>sepioteuthis</i> spp, dried, salted or in brine	-	250	-	4.787
03074931	Cuttle fish (<i>sepia officinalis</i> , <i>rossia macrosoma</i> , <i>sepiola</i> spp) and squid (<i>ommastrephes</i> spp, <i>loligo</i> spp, <i>nototodarus</i> spp, <i>sepioteuthis</i> spp), smoked	-	468.686	-	1.902.671
03075110	Octopus (<i>octopus</i> spp), live	65	426	40	120
03075200	Octopus (<i>octopus</i> spp), frozen	1.689.241	19.803.857	8.913.006	119.082.883
03075920	Octopus (<i>octopus</i> spp), dried, salted or in brine	342	342	1.640	1.640
03075930	Octopus (<i>octopus</i> spp), smoked	4.000	162.000	50.342	2.177.342
03076010	Snails, other than sea snails, live	5.253	269.642	73.217	1.429.796
03076020	Snails, other than sea snails, fresh, chilled or frozen	73.037	1.082.890	123.047	2.862.121
03076040	Snails, other than sea snails, dried, salted or in brine	-	712	-	3.440
03077110	Clams, cockles and ark shells (families <i>arcidae</i> , <i>arctidae</i> , <i>cardiidae</i> , <i>donacidae</i> , <i>hiatellidae</i> , <i>mactridae</i> , <i>mesodesmatidae</i> , <i>myidae</i> , <i>semelidae</i> , <i>solecurtidae</i> , <i>solenidae</i> , <i>tridacnidae</i> and <i>veneridae</i>), live	193.585	2.579.783	314.303	2.896.574
03077120	Clams, cockles and ark shells (families <i>arcidae</i> , <i>arctidae</i> , <i>cardiidae</i> , <i>donacidae</i> , <i>hiatellidae</i> , <i>mactridae</i> , <i>mesodesmatidae</i> , <i>myidae</i> , <i>semelidae</i> , <i>solecurtidae</i> , <i>solenidae</i> , <i>tridacnidae</i> and <i>veneridae</i>), fresh/chilled	184.766	1.228.643	122.050	798.006
03077200	Clams, cockles and ark shells (families <i>arcidae</i> , <i>arctidae</i> , <i>cardiidae</i> , <i>donacidae</i> , <i>hiatellidae</i> , <i>mactridae</i> , <i>mesodesmatidae</i> , <i>myidae</i> , <i>semelidae</i> , <i>solecurtidae</i> , <i>solenidae</i> , <i>tridacnidae</i> & <i>veneridae</i>), frozen	110.789	1.769.289	136.741	2.265.086
03077930	Clams, cockle, arkshells (<i>arcidae</i> , <i>arctidae</i> , <i>cardiidae</i> , <i>donacidae</i> , <i>hiatellidae</i> , <i>mactridae</i> , <i>mesodesmatidae</i> , <i>myidae</i> , <i>semelidae</i> , <i>solecurtidae</i> , <i>solenidae</i> , <i>tridacnidae</i> and <i>veneridae</i>), dried, salted or in brine	60	14.580	300	22.080
03078110	Abalone (<i>haliotis</i> spp), live	1	34	44	1.456
03078400	Stromboid conchs (<i>strombus</i> spp), frozen	145.834	621.725	323.150	1.239.930
03078710	Abalone (<i>haliotis</i> spp), dried, salted or in brine	-	466	-	2.330
03079110	Molluscs, whether in shell or not, not elsewhere classified in subheadings 030711 to 030788, fresh or chilled	92.758	1.366.095	225.905	3.047.304
03079120	Molluscs, whether in shell or not, not elsewhere classified in subheadings 030711 to 030788, fresh or chilled	92	6.475	92	3.319
03079200	Molluscs, whether in shell or not, not elsewhere classified in subheadings 030711 to 030788, fresh or chilled	35.476	362.935	67.264	912.363
03079930	Molluscs, whether in shell or not, not elsewhere classified in subheadings 030711 to 030788, dried, salted or in brine	492	1.283	2.460	10.742
03081110	Sea cucumbers (<i>stichopus japonicus</i> , <i>holothuroidea</i>), live	-	81	-	2.000
03081120	Sea cucumbers (<i>stichopus japonicus</i> , <i>holothuroidea</i>), fresh or chilled	-	710	-	3.552
03081200	Sea cucumbers (<i>stichopus japonicus</i> , <i>holothuroidea</i>), frozen	-	27	-	486
03081920	Sea cucumbers (<i>stichopus japonicus</i> , <i>holothuroidea</i>), dried, salted or in brine	79.784	730.526	882.082	8.865.629
03082110	Sea urchins (<i>strongylocentrotus</i> spp, <i>paracentrotus lividus</i> , <i>loxechinus albus</i> , <i>echinus esculentus</i>), live	643	6.535	6.869	82.800
03082120	Sea urchins (<i>strongylocentrotus</i> spp, <i>paracentrotus lividus</i> , <i>loxechinus albus</i> , <i>echinus esculentus</i>), fresh or chilled	-	1	-	10
03083040	Jellyfish (<i>rhophilema</i> spp), dried, salted or in brine	613.467	5.123.244	1.084.663	8.630.564
03089010	Aquatic invertebrates other than crustaceans and molluscs, not elsewhere classified in subheadings 030811 to 030830, live	6.721	89.421	70.567	1.118.349
03089020	Aquatic invertebrates other than crustaceans and molluscs, not elsewhere classified in subheadings 030811 to 030830, fresh or chilled	-	660	-	3.300
03089030	Aquatic invertebrates other than crustaceans and molluscs, not elsewhere classified in subheadings 030811 to 030830, frozen	3	1.177	0	3.906
03089040	Aquatic invertebrates other than crustaceans and molluscs, not elsewhere classified in subheadings 030811 to 030830, dried, salted or in brine	400	22.906	5.600	226.269
03091000	Flours, meals and pellets of fish, fit for human consumption	-	489.945	-	506.335

Tabel 3 : Ekspor Indonesia menurut Komoditi (Kode HS 8 digit)

Desember 2022

Kode H S	Uraian golongan barang	Berat bersih (Kg)		Nilai F.O.B. (U S \$)	
		Bulan ini	Kumulatif	Bulan ini	Kumulatif
(1)	(2)	(3)	(4)	(5)	(6)
03099011	Flours, meals and pellets of crustaceans, fit for human consumption, fresh or chilled	-	1.040	-	6.110
03099019	Flours, meals and pellets of crustaceans, fit for human consumption, other than fresh, chilled or frozen	-	4	-	3
03099090	Flours, meals and pellets of other aquatic invertebrates, fit for human consumption	153	2.616	10.254	112.194
04011010	Milk and cream, not concentrated nor containing added sugar or other sweetening matter, of a fat content, by weight, not exceeding 1 %, in liquid form	31.826	542.449	23.284	427.961
04011090	Milk and cream, not concentrated nor containing added sugar or other sweetening matter, of a fat content, by weight, not exceeding 1 %, other than in liquid form	1.984	79.433	236	412.681
04012010	Milk and cream, not concentrated nor containing added sugar or other sweetening matter, of a fat content, by weight, exceeding 1 % but not exceeding 6%, in liquid form	384.610	4.957.970	349.325	4.324.597
04012090	Milk and cream, not concentrated nor containing added sugar or other sweetening matter, of a fat content, by weight, exceeding 1 % but not exceeding 6%, other than in liquid form	-	10	-	8
04014010	Milk in liquid form, not concentrated nor containing added sugar or other sweetening matter, of a fat content, by weight, exceeding 6 % but not exceeding 10%	17.390	256.113	27.537	358.407
04014020	Milk in frozen form, not concentrated nor containing added sugar or other sweetening matter, of a fat content, by weight, exceeding 6 % but not exceeding 10%	-	434.355	-	560.899
04014090	Milk, not concentrated nor containing added sugar or other sweetening matter, of a fat content, by weight, exceeding 6 % but not exceeding 10%, other than in liquid form and in frozen form	32.426	419.045	235.300	2.651.073
04015010	Milk and cream, not concentrated nor containing added sugar or other sweetening matter, of a fat content, by weight, exceeding 10 %, in liquid form	7.113	236.805	15.099	494.485
04015090	Milk and cream, not concentrated nor containing added sugar or other sweetening matter, of a fat content, by weight, exceeding 10 %, other than in liquid form	-	42	-	69
04021041	Milk & cream, in powder, granules/other solid forms, of a fat content, by weight, not exceeding 15 %, not containing added sugar/other sweetening matter, in containers of a net weight of 20 kg or more	-	103.447	-	423.892
04021042	Milk & cream, in powder, granules/other solid forms, of a fat content, by weight, not exceeding 15 %, not containing added sugar/other sweetening matter, in containers of a net weight of 2 kg or less	956	12.846	1.280	49.563
04021049	Milk & cream, in powder, granules/other solid forms, of a fat content, by weight, not exceeding 15 %, not containing added sugar/other sweetening matter, in containers of a 2 kg < net weight < 20 kg	35.738	763.945	155.609	4.888.496
04021092	Milk & cream, in powder, granules/other solid forms, of a fat content, by weight, not exceeding 15 %, containing added sugar or other sweetening matter, in containers of a net weight of 2 kg or less	4.446	46.859	11.917	100.269
04021099	Milk & cream, in powder, granules/other solid forms, of a fat content, by weight, not exceeding 15 %, containing added sugar or other sweetening matter, in containers of a 2 kg < net weight < 20 kg	9.265	28.900	50.235	259.048
04022120	Milk & cream, in powder, granules/other solid forms, of a fat content, by weight, exceeding 15 %, not containing added sugar or other sweetening matter, in containers of a net weight of 20 kg or more	-	121	-	1.153
04022130	Milk & cream, in powder, granules/other solid forms, of a fat content, by weight, exceeding 15 %, not containing added sugar or other sweetening matter, in containers of a net weight of 2 kg or less	-	394	-	1.169

Tabel 3 : Ekspor Indonesia menurut Komoditi (Kode HS 8 digit)

Desember 2022

Kode H S	Uraian golongan barang	Berat bersih (Kg)		Nilai F.O.B. (U S \$)	
		Bulan ini	Kumulatif	Bulan ini	Kumulatif
(1)	(2)	(3)	(4)	(5)	(6)
04022190	Milk & cream, in powder, granules/other solid forms, of a fat content, by weight, exceeding 15 %, not containing added sugar or other sweetening matter, in containers of a 2 kg < net weight < 20 kg	24.680	479.332	133.950	2.399.731
04022930	Milk and cream, in powder, granules or other solid forms, of a fat content, by weight, exceeding 15 %, containing added sugar or other sweetening matter, in containers of a net weight of 2 kg or less	-	3	-	44
04022990	Milk and cream, in powder, granules or other solid forms, of a fat content, by weight, exceeding 15 %, containing added sugar or other sweetening matter, in containers of a 2 kg < net weight < 20 kg	993	24.561	7.314	178.034
04029100	Milk and cream, concentrated or containing added sugar or other sweetening matter, other than in subheading 040210 to 040221 , not containing added sugar or other sweetening matter	1.375	4.125	1.000	3.000
04029900	Milk and cream, concentrated or containing added sugar or other sweetening matter, other than in subheading 040210 to 040221, containing added sugar or other sweetening matter	1.384.506	9.201.663	1.915.905	12.309.185
04032011	Yogurt, in liquid form, whether or not condensed, flavoured or containing added fruits (including pulp and jams), nuts or cocoa	79.246	1.520.447	127.428	2.019.412
04032019	Yogurt, in liquid form, whether or not condensed, not flavoured or containing added fruits (including pulp and jams), nuts or cocoa	6.323	587.898	8.176	787.635
04032091	Yogurt, not in liquid form, whether or not condensed, flavoured or containing added fruits (including pulp and jams), nuts or cocoa	-	1.116	-	2.904
04032099	Yogurt, not in liquid form, whether or not condensed, not flavoured or containing added fruits (including pulp and jams), nuts or cocoa	305.251	2.590.855	313.742	2.453.702
04039010	Buttermilk	-	423	-	268
04039090	Curdled milk and cream, kephir and other fermented or acidified milk and cream, whether or not concentrated/containing added sugar/oth sweetening matter/flavoured/containing added fruit, nuts or cocoa	1.122.433	12.894.265	1.262.157	13.754.490
04041011	Whey, fit for human consumption, whether or not concentrated or containing added sugar or other sweetening matter, in powder form	-	443.122	-	981.465
04041019	Modified whey, whether or not concentrated or containing added sugar or other sweetening matter, in powder form	510	15.529	232	35.044
04041099	Modified whey, whether or not concentrated or containing added sugar or other sweetening matter, not in powder form	-	1	-	1
04049000	Products consisting of natural milk constituents, whether or not containing added sugar or other sweetening matter, not elsewhere specified or included	-	5.477	-	15.933
04051000	Butter	4.653	113.517	62.019	368.038
04059010	Anhydrous butterfat	-	359.788	-	2.374.766
04059030	Ghee	-	49	-	96
04059090	Fats and oils derived from milk, other than anhydrous butterfat, butteroil, dan ghee	1.375	4.742	1.020	7.860
04061010	Fresh (unripened or uncured) cheese, including whey cheese	1.485	15.995	7.217	82.705
04062010	Grated or powdered cheese, of all kinds, in packages of a gross weight exceeding 20 kg	996	15.370	3.407	53.979
04062090	Grated or powdered cheese, of all kinds, other than in packages of a gross weight exceeding 20 kg	125	10.263	25	39.860
04063000	Processed cheese, not grated or powdered	166.158	1.322.003	652.441	5.098.891
04069000	Other cheese, not elsewhere classified in subheadings 040610 to 040640	38.853	1.542.685	160.778	5.874.120
04071110	Fertilised eggs for incubation of fowls of the species gallus domesticus, for breeding	-	61.570	-	864.821

Tabel 3 : Ekspor Indonesia menurut Komoditi (Kode HS 8 digit)

Desember 2022

Kode H S	Uraian golongan barang	Berat bersih (Kg)		Nilai F.O.B. (U S \$)	
		Bulan ini	Kumulatif	Bulan ini	Kumulatif
(1)	(2)	(3)	(4)	(5)	(6)
04071190	Fertilised eggs for incubation of fowls of the species gallus domesticus, not for breeding	294.648	761.283	273.423	668.020
04072100	Fresh eggs of fowls of the species gallus domesticus	12.000	46.800	43.180	169.947
04072990	Fresh eggs, other than of fowls of the species gallus domesticus and ducks	-	240	-	154
04081100	Egg yolks, dried	-	4.000	-	59.070
04090000	Natural honey	31.223	485.247	33.162	5.796.802
04101000	Insects, edible	-	659	-	10.833
04109010	Birds' nests	118.183	1.416.964	39.111.279	590.481.217
04109090	Edible products of animal origin, not elsewhere specified or included, other than birds' nests and turtles' eggs	-	852	-	85.264
05010000	Human hair, unworked, whether or not washed or scoured, waste of human hair	200	50.343	12.159	1.965.008
05029000	Badger hair and other brush making hair, waste of such bristles or hair	-	1	-	50
05051010	Duck feathers of a kind used for stuffing, down	185.420	1.979.047	378.126	4.105.179
05051090	Feathers of a kind used for stuffing, down, other than duck feathers	14.535	329.557	58.141	1.375.734
05059010	Duck feathers, other than of a kind used for stuffing, down	-	189.217	-	494.441
05059090	Skins and other parts of birds, powder and waste feathers and parts of feathers or parts of feathers, feathers and parts of feathers not elsewhere classified in 0505 skins&other parts of birds, with their feathers and parts of feathers (w.o.n with trimmed edges), powder and waste of feathers/parts of feathers, other than of a kind used for stuffing, down, other than duck feathers	69	24.657	1.599	75.361
05061000	Ossein and bones treated with acid	203	1.318	10.216	26.131
05069000	Bones and horn-cores, unworked, defatted, simply prepared (but not cut to shape), treated with acid or degelatinised, powder and waste of these products, other than ossein and bones treated with acid	362	560.166	13.580	1.399.188
05079090	Whalebone and whalebone hair, horns, antlers, hooves, nails, claws and beaks, unworked or simply prepared but not cut to shape, powder and waste of these products	-	10.650	-	111.825
05080020	Shells of molluscs, crustaceans or echinoderms	626.122	6.679.570	539.316	6.227.634
05080090	Coral and similar materials, unworked or simply prepared but not otherwise worked	63.101	820.793	1.073.740	13.961.348
05100000	Ambergris,castoreum,civet & musk, cantharides, bile, w.o.n dried, glands & oth animal products used in the preparation of pharmaceutical products,fresh,chilled,frozen/otherwise provisionally preserved	-	1.363	-	14.404
05119110	Roes and milt of fish or crustaceans, molluscs or other aquatic invertebrates	-	150	-	448
05119120	Artemia egg (brine shrimp egg)	-	0	-	1
05119130	Fish skin	235.681	2.033.983	457.329	2.562.992
05119190	Products of fish or crustaceans, molluscs or other aquatic invertebrates, dead animals of chapter 3, other than roes and milt, artemia egg, fish skin	97.295	1.349.347	457.048	4.624.055
05119930	Natural sponges	-	240	-	270
05119990	Animal products not elsewhere specified or included, dead animals of chapter 1 or 3, unfit for human consumption, other than hs code 05111000 to 05119930	1.739	8.052	121.995	441.155
06021090	Unrooted cuttings and slips of other live plants (including their roots), other than orchids and rubber trees	-	477	-	3.262
06022000	Trees, shrubs and bushes, grafted or not, of kinds which bear edible fruit or nuts	913	14.556	548	42.355
06023000	Rhododendrons and azaleas, grafted or not	-	5	-	3.039
06024000	Roses, grafted or not	-	1.248	-	200
06029010	Rooted orchid cuttings and slips	667	2.186	7.306	24.863
06029040	Budded stumps of the genus hevea	-	25	-	1.544
06029050	Seedlings of the genus hevea	68	3.607	12.860	577.844
06029060	Budwood of the genus hevea	-	22	-	30

Tabel 3 : Ekspor Indonesia menurut Komoditi (Kode HS 8 digit)

Desember 2022

Kode H S	Uraian golongan barang	Berat bersih (Kg)		Nilai F.O.B. (U S \$)	
		Bulan ini	Kumulatif	Bulan ini	Kumulatif
(1)	(2)	(3)	(4)	(5)	(6)
06029090	Other live plants (including their roots), root cuttings and slips, mushroom spawn	232.153	3.403.301	1.095.912	14.166.449
06031100	Cut flowers and flower buds of a kind suitable for bouquets or for ornamental purposes of roses, fresh	0	195	11	1.200
06031200	Cut flowers and flower buds of a kind suitable for bouquets or for ornamental purposes of carnations, fresh	-	7	-	12
06031300	Cut flowers and flower buds of a kind suitable for bouquets or for ornamental purposes of orchids, fresh	-	11.300	-	75.400
06031400	Cut flowers and flower buds of a kind suitable for bouquets or for ornamental purposes of chrysanthemums, fresh	32.343	220.670	177.887	1.221.082
06031900	Cut flowers and flower buds of a kind suitable for bouquets or for ornamental purposes, other than roses, carnations, orchids, chrysanthemums, lilies (lilium spp), fresh	207.969	1.426.475	353.710	2.610.075
06039000	Cut flowers and flower buds of a kind suitable for bouquets or for ornamental purposes, dried, dyed, bleached, impregnated or otherwise prepared	-	108	-	340
06042010	Mosses and lichens, fresh	7.255	56.986	45.928	428.567
06042090	Foliage, branches and other parts of plants, without flowers or flower buds, and grasses, being goods of a kind suitable for bouquets or for ornamental purposes, fresh	130.720	1.980.841	132.939	2.277.277
06049010	Mosses and lichens, dried, dyed, bleached, impregnated or otherwise prepared	21.672	136.487	126.649	786.414
06049090	Foliage, branches & oth parts of plants,without flowers/flower buds,and grasses,being goods of a kind suitable for bouquets/for ornamental purposes,dried, dyed,bleached,impregnated/otherwise prepared	6.436	72.577	3.407	90.851
07011000	Potatoes seed, fresh or chilled	-	32	-	125
07019010	Chipping potatoes, fresh or chilled	462	648	2.929	4.038
07019090	Potatoes, other than seed and chipping potatoes, fresh or chilled	258.900	2.665.689	184.031	2.079.185
07020000	Tomatoes, fresh or chilled	16.733	103.669	30.263	224.973
07031011	Onions, bulbs for propagation, fresh or chilled	-	8	-	14
07031019	Onions, other than bulbs for propagation, fresh or chilled	750	1.208	1.489	4.012
07031021	Shallots, bulbs for propagation, fresh or chilled	-	15	-	18
07031029	Shallots, other than bulbs for propagation, fresh or chilled	37.986	2.497.400	38.760	3.981.174
07032010	Garlic, bulbs for propagation, fresh or chilled	-	71	-	162
07032090	Garlic, other than bulbs for propagation, fresh or chilled	-	18	-	234
07039090	Leeks and other alliaceous vegetables, other than bulbs for propagation, fresh or chilled	75	6.484	26	659
07041010	Cauliflowers, fresh or chilled	27.000	92.256	3.056	10.698
07041020	Headed broccoli, fresh or chilled	-	131	-	608
07042000	Brussels sprouts, fresh or chilled	640	11.640	716	13.654
07049010	Round (drumhead) cabbages, fresh or chilled	432.044	20.534.676	112.302	5.267.897
07049020	Chinese mustard, fresh or chilled	3.011	275.636	5.546	269.049
07049030	Other cabbages, fresh or chilled	-	174.386	-	45.318
07049090	Kohlrabi, kale and similar edible brassicas, fresh or chilled	778.430	18.571.999	187.786	4.628.550
07051100	Cabbage lettuce (head lettuce), fresh or chilled	9.154	460.449	18.071	389.193
07051900	Lettuce (lactuca sativa), other than cabbage lettuce, fresh or chilled	80.343	919.595	108.065	956.868
07052900	Chicory other than witloof chicory, fresh or chilled	520	1.670	3.075	9.727
07061010	Carrots, fresh or chilled	2.005	26.836	1.933	15.493
07061020	Turnips, fresh or chilled	6.483	58.525	3.091	28.827
07069000	Salad beetroot, salsify, celeriac, radishes and similar edible roots, fresh or chilled	30	328.133	755	87.074
07070000	Cucumbers and gherkins, fresh or chilled	40	7.528	315	8.473
07081000	Peas (pisum sativum), shelled or unshelled, fresh or chilled	-	15.740	-	18.347
07082010	French beans, shelled or unshelled, fresh or chilled	98.211	1.098.398	134.138	1.369.737
07082020	Long beans, shelled or unshelled, fresh or chilled	-	429	-	1.077
07082090	Beans (vigna spp, phaseolus spp) other than french beans and long beans, shelled or unshelled, fresh or chilled	17.941	248.918	47.314	375.153
07089000	Leguminous vegetables other than peas and beans, shelled or unshelled, fresh or chilled	96.643	952.809	84.074	1.066.278
07092000	Asparagus, fresh or chilled	-	924	-	13.028

Tabel 3 : Ekspor Indonesia menurut Komoditi (Kode HS 8 digit)

Desember 2022

Kode H S	Uraian golongan barang	Berat bersih (Kg)		Nilai F.O.B. (U S \$)	
		Bulan ini	Kumulatif	Bulan ini	Kumulatif
(1)	(2)	(3)	(4)	(5)	(6)
07093000	Aubergines (egg-plants), fresh or chilled	6.612	252.802	2.109	332.800
07094000	Celery other than celeriac, fresh or chilled	-	173	-	211
07095100	Mushrooms of the genus agaricus, fresh or chilled	3.845	113.164	20.850	475.452
07095990	Mushrooms and truffles, other than HS code 07095100 to 07095920, fresh or chilled	2.845	11.866	574	4.955
07096010	Chillies (fruits of genus capsicum), fresh or chilled	26.912	105.741	68.239	234.438
07096090	Fruits of the genus capsicum or of the genus pimenta, fresh or chilled, other than chillies (fruits of genus capsicum)	10	721	84	995
07097000	Spinach, new zealand spinach and orache spinach (garden spinach), fresh or chilled	75	906	244	2.871
07099200	Olives, fresh or chilled	730	730	467	468
07099300	Pumpkins, squash and gourds (cucurbita spp), fresh or chilled	23.086	470.617	12.399	215.774
07099910	Sweet corn, fresh or chilled	200	10.513	64	4.704
07099920	Lady's finger (okra), fresh or chilled	1.560	972.930	70	1.852.127
07099990	Vegetables, other than HS code 07092000 to 07099920, fresh or chilled	147.225	943.058	193.838	1.450.882
07101000	Potatoes, uncooked or cooked by steaming or boiling in water, frozen	-	25.809	-	34.909
07102200	Beans (vigna spp, phaseolus spp), shelled or unshelled, uncooked or cooked by steaming or boiling in water, frozen	54.780	318.981	102.906	904.095
07102900	Leguminous vegetables other than peas and bean, shelled or unshelled, uncooked or cooked by steaming or boiling in water, frozen	377.460	4.551.792	808.946	9.224.720
07103000	Spinach, new zealand spinach and orache spinach (garden spinach), uncooked or cooked by steaming or boiling in water, frozen	-	159	-	335
07104000	Sweet corn, uncooked or cooked by steaming or boiling in water, frozen	316.674	2.075.843	290.855	2.424.702
07108000	Vegetables, other than in subheading 071021 to 071040, uncooked or cooked by steaming or boiling in water, frozen	700.753	7.296.824	1.262.465	12.767.940
07109000	Mixtures of vegetables, uncooked or cooked by steaming or boiling in water, frozen	38.397	122.383	74.042	277.377
07112010	Olives, preserved by sulphur dioxide gas	-	10	-	8
07114090	Cucumbers and gherkins, provisionally preserved other than by sulphur dioxide gas, but unsuitable in that state for immediate consumption	700	3.880	237	2.802
07115190	Mushrooms of the genus agaricus, provisionally preserved, but unsuitable in that state for immediate consumption, preserved other than by sulphur dioxide gas	640	5.189	2.048	13.565
07115990	Mushrooms and truffles, other than mushrooms of the genus agaricus, provisionally preserved, but unsuitable in that state for immediate consumption, preserved other than by sulphur dioxide gas	-	1	-	3
07119010	Sweet corn, provisionally preserved, but unsuitable in that state for immediate consumption	-	3.906	-	1.187
07119020	Chillies (fruits of genus capsicum), provisionally preserved, but unsuitable in that state for immediate consumption	1.340	17.197	7.705	99.856
07119050	Onions, preserved other than by sulphur dioxide gas	-	3.842	-	11.059
07119090	Vegetables, other than HS code 07112011 to 07119050, mixtures of vegetables, preserved other than by sulphur dioxide gas	-	248.354	-	196.936
07122000	Onions, dried , whole, cut, sliced, broken or in powder, but not further prepared	2	412	3	1.266
07123100	Mushrooms of the genus agaricus, dried , whole, cut, sliced, broken or in powder, but not further prepared	7.887	67.237	27.752	201.292
07123200	Wood ears (auricularia spp), dried , whole, cut, sliced, broken or in powder, but not further prepared	-	2.140	-	3.512
07123400	Shiitake (lentinus edodes), dried , whole, cut, sliced, broken or in powder, but not further prepared	-	645	-	9.532
07123990	Mushrooms other than of the genus agaricus, dried , whole, cut, sliced, broken or in powder, but not further prepared	11.360	50.562	51.540	226.292
07129010	Garlic, dried , whole, cut, sliced, broken or in powder, but not further prepared	56	34.255	450	77.441

Tabel 3 : Ekspor Indonesia menurut Komoditi (Kode HS 8 digit)

Desember 2022

Kode H S	Uraian golongan barang	Berat bersih (Kg)		Nilai F.O.B. (U S \$)	
		Bulan ini	Kumulatif	Bulan ini	Kumulatif
(1)	(2)	(3)	(4)	(5)	(6)
07129020	Sweet corn, dried , whole, cut, sliced, broken or in powder, but not further prepared	5	5	10	17
07129090	Vegetables, other than HS code 07122000 to 07129020, mixtures of vegetables, dried , whole, cut, sliced, broken or in powder, but not further prepared	17.296	1.619.606	39.418	6.754.527
07131090	Peas (pisum sativum), dried, shelled, whether or not skinned or split, not suitable for sowing	-	39	-	34
07132090	Chickpeas (garbanzos), dried, shelled, whether or not skinned or split, not suitable for sowing	-	300	-	60
07133190	Beans of the species vigna mungo (l) hepper or vigna radiata (l) wilczek, dried, shelled, whether or not skinned or split, not suitable for sowing	740.480	18.196.277	1.037.587	24.857.474
07133290	Small red (adzuki) beans (phaseolus or vigna angularis), dried, shelled, whether or not skinned or split, not suitable for sowing	4.000	19.353	1.600	10.115
07133390	Kidney beans, including white pea beans (phaseolus vulgaris), dried, shelled, whether or not skinned or split, not suitable for sowing	15.799	101.604	16.043	58.068
07133490	Bambara beans (vigna subterranea or voandzeia subterranea), dried, shelled, whether or not skinned or split, not suitable for sowing	-	7.500	-	3.000
07139090	Dried leguminous vegetables other than in subheading 071310 to 071360, shelled, whether or not skinned or split, not suitable for sowing	3.440	12.400	6.400	8.938
07141011	Dried chips of manioc (cassava)	3.238	131.754	2.864	277.995
07141019	Manioc (cassava), sliced or in the form of pellets, other than dried chips	145.497	585.698	107.863	526.986
07141091	Manioc (cassava), other than sliced or in the form of pellets, frozen	648	19.008	330	18.548
07141099	Manioc (cassava), other than sliced or in the form of pellets, fresh, chilled, or dried	1.680	266.121	1.919	208.044
07142010	Sweet potatoes, whether or not sliced or in the form of pellets, frozen	569.568	4.929.312	776.706	6.892.605
07142090	Sweet potatoes, whether or not sliced or in the form of pellets, fresh, chilled, or dried	832.659	10.341.016	353.623	5.241.800
07143090	Yams (dioscorea spp), whether or not sliced or in the form of pellets, fresh, chilled, or dried	-	8.993	-	4.408
07144010	Taro (colocasia spp), whether or not sliced or in the form of pellets, frozen	-	116.789	-	218.298
07144090	Taro (colocasia spp), whether or not sliced or in the form of pellets, fresh, chilled, or dried	241.764	3.075.067	131.389	1.180.408
07149019	Sago pith, fresh, chilled, or dried	100	2.685.661	72	721.778
07149099	Arrowroot, salep, jerusalem artichokes, and similar roots and tubers with high starch or inulin content, whether or not sliced or in the form of pellets, fresh, chilled, or dried	113.600	418.430	113.600	528.685
08011100	Coconuts, desiccated, fresh or dried, whether or not shelled or peeled	9.972.285	110.455.229	10.920.796	149.388.176
08011200	Coconuts, in the inner shell (endocarp), fresh or dried, whether or not peeled	9.164.388	291.454.469	1.835.977	67.178.919
08011910	Young coconut, fresh or dried, whether or not peeled	247	526.965	1.250	98.005
08011990	Coconuts, other than desiccated, in the inner shell (endocarp), and young coconut, fresh or dried, whether or not shelled or peeled	25.263.626	372.664.594	5.327.403	95.900.654
08012100	Brazil nuts, in shell, fresh or dried, whether or not peeled	-	10.004	-	1.236
08012200	Brazil nuts, shelled, fresh or dried, whether or not peeled	-	32.547	-	38.615
08013100	Cashew nuts, in shell, fresh or dried, whether or not peeled	5.455.736	30.030.734	6.539.202	38.576.064
08013200	Cashew nuts, shelled, fresh or dried, whether or not peeled	291.479	2.525.027	1.881.178	17.675.379
08021100	Almonds, in shell, fresh or dried, whether or not peeled	1.000	4.223	307	4.331
08021210	Almonds, shelled, blanched, fresh or dried, whether or not peeled	59.469	424.654	334.521	2.543.022
08021290	Almonds, shelled, unblanched, fresh or dried, whether or not peeled	4	168.200	55	1.068.854

Tabel 3 : Ekspor Indonesia menurut Komoditi (Kode HS 8 digit)

Desember 2022

Kode H S	Uraian golongan barang	Berat bersih (Kg)		Nilai F.O.B. (U S \$)	
		Bulan ini	Kumulatif	Bulan ini	Kumulatif
(1)	(2)	(3)	(4)	(5)	(6)
08022100	Hazelnuts or filberts (corylus spp), in shell, fresh or dried, whether or not peeled	1.200	1.213	2.750	2.855
08022200	Hazelnuts or filberts (corylus spp), shelled, fresh or dried, whether or not peeled	800	5.254	2.800	18.115
08023100	Walnuts, in shell, fresh or dried, whether or not peeled	-	1.240	-	9.176
08023200	Walnuts, shelled, fresh or dried, whether or not peeled	223	7.901	1.080	22.903
08025100	Pistachios, in shell, fresh or dried, whether or not peeled	-	3	-	164
08027000	Kola nuts (cola spp), fresh or dried, whether or not shelled or peeled	-	1.876	-	7.359
08028000	Areca nuts, fresh or dried, whether or not shelled or peeled	13.024.979	191.260.104	11.160.267	247.963.528
08029100	Pine nuts, in shell, fresh or dried, whether or not peeled	-	5.360	-	14.174
08029200	Pine nuts, shelled, fresh or dried, whether or not peeled	10.504	125.264	10.275	150.914
08029900	Nuts, not elsewhere classified in heading 0801 and 0802, fresh or dried, whether or not shelled or peeled	70.080	3.890.830	142.257	5.553.197
08031010	Plantains, fresh	1.323.284	12.014.013	406.981	3.594.565
08031020	Plantains, dried	241	8.968	727	26.930
08039010	Lady's finger banana, fresh or dried	4.576	171.390	11.794	133.391
08039020	Cavendish banana (musa acuminata), fresh or dried	292.464	4.613.772	174.101	2.573.545
08039090	Bananas, not elsewhere classified in subheading 0803, fresh or dried,	110.470	5.304.833	26.293	2.368.672
08041000	Dates, fresh or dried	2.002	20.089	2.740	49.778
08043000	Pineapples, fresh or dried	984.077	6.288.315	622.303	3.720.689
08044000	Avocados, fresh or dried	53.437	537.293	23.224	246.629
08045010	Guavas, fresh or dried	421	15.202	734	28.847
08045021	Mangoe, fresh	9.811	311.268	9.381	535.118
08045022	Mangoes, dried	167	1.033	707	21.230
08045030	Mangosteens, fresh or dried	1.431.830	30.298.422	4.096.385	75.671.156
08051010	Oranges, fresh	39.940	341.295	16.246	165.039
08051020	Oranges, dried	45	45	200	200
08052100	Mandarins (including tangerines and satumas), fresh or dried	3.050	21.340	2.836	10.962
08052200	Clementines, fresh or dried	63	105	482	910
08052900	Citrus fruit, wilkings and similar citrus hybrids, fresh or dried	6.300	19.986	800	3.727
08054000	Grapefruit and pomelos, fresh or dried	-	82	-	108
08055010	Lemons (citrus limon, citrus limonum, fresh or dried	2	18.883	102	17.263
08055020	Limes (citrus aurantifolia, citrus latifolia), fresh or dried	6.328	386.598	51.936	463.624
08059000	Citrus fruit, fresh or dried, , not elsewhere classified in heading 0805	8.318	97.391	30.949	229.282
08061000	Grapes, fresh	102	27.821	435	46.209
08062000	Grapes, dried	190	2.224	152	2.183
08071100	Watermelons, fresh	110.449	312.604	48.311	130.729
08071900	Melons, other than watermelon, fresh	2.830	25.271	1.845	18.047
08072000	Papaws (papayas), fresh	14.280	56.396	1.872	14.672
08081000	Apples, fresh	453	2.903	396	1.005
08083000	Pears, fresh	110	110	248	248
08092100	Sour cherries (prunus cerasus), fresh	-	15	-	27
08092900	Cherries other than sour cherries (prunus cerasus), fresh	100	550	156	1.018
08094010	Plums, fresh	-	8.092	-	6.013
08102000	Raspberries, blackberries, mulberries and loganberries, fresh	2.730	35.571	48.978	632.621
08104000	Cranberries, bilberries and other fruits of the genus vaccinium, fresh	-	5	-	6
08105000	Kiwifruit, fresh	60	60	128	128
08106000	Durians, fresh	28.625	226.675	11.374	181.292
08109010	Longans, mata kucing, fresh	350	1.870	330	1.309
08109020	Lychees, fresh	-	92	-	409
08109030	Rambutan, fresh	26.031	413.304	37.913	529.918
08109040	Langsat (lanzones), fresh	3.015	326.570	1.818	128.012
08109050	Jackfruit (including cempedak and nangka), fresh	25.548	132.580	10.494	139.594
08109060	Tamarinds, fresh	25.000	326.534	10.500	159.521
08109070	Starfruit, fresh	435	1.177	148	1.512
08109091	Salacca (snake fruit), fresh	450.635	3.297.575	484.146	3.066.487
08109092	Dragon fruit, fresh	47.037	375.123	37.945	470.476
08109093	Sapodilla (ciku fruit), fresh	662	1.183	1.850	4.305

Tabel 3 : Ekspor Indonesia menurut Komoditi (Kode HS 8 digit)

Desember 2022

Kode H S	Uraian golongan barang	Berat bersih (Kg)		Nilai F.O.B. (U S \$)	
		Bulan ini	Kumulatif	Bulan ini	Kumulatif
(1)	(2)	(3)	(4)	(5)	(6)
08109094	Pomegranate (punica spp), annona spp, syzygium spp, eugenia spp, marian plum(bouea spp), passiflora spp, cottonfruit (sandoricum spp), jujube (ziziphus spp) and tampoi or rambai (baccaurea spp), fresh	4.231	43.909	3.536	36.460
08109099	Other fruit, fresh, not elsewhere classified in heading 0803-0810	4.316	222.887	1.999	139.522
08111000	Strawberries, uncooked or cooked by steaming or boiling in water, frozen, whether or not containing added sugar or other sweetening matter	52.000	137.935	79.748	211.376
08119000	Fruit and nuts, uncooked or cooked by steaming or boiling in water, frozen, whether or not containing added sugar or other sweetening matter, n.ec. in heading 0811	603.342	6.114.516	560.335	6.784.661
08129090	Fruit and nuts, other than cherries, strawberries, provisionally preserved, but unsuitable in that state for immediate consumption	-	169.592	-	184.779
08132000	Prunes, dried	669	1.065	495	784
08133000	Apples, dried	50	1.973	456	3.475
08134010	Longans, dried	99.100	720.930	39.640	299.058
08134020	Tamarinds, dried	2.229.285	16.110.371	1.005.860	7.035.475
08134090	Fruit dried, other than that of headings 0801 to 0806, other than apricots, prunes, apples, longans, tamarinds	118.404	1.527.152	93.675	1.372.954
08135030	Mixtures of which dates predominate by weight	-	13.710	-	34.337
08135040	Mixtures of dried of which avocados or oranges or mandarins (including tangerines and satsumas) predominate by weight	-	186	-	282
08135090	Mixtures of nuts or dried fruits of this chapter, n.e.c in subheading 081350 predominate by weight	-	801	-	4.431
08140000	Peel of citrus fruit or melons (including watermelons), fresh, frozen, dried or provisionally preserved in brine, in sulphur water or in other preservative solutions	180	200	496	526
09011120	Arabica, not roasted, not decaffeinated	4.831.621	48.598.167	31.681.217	309.294.234
09011130	Robusta, not roasted, not decaffeinated	28.523.495	377.243.966	55.078.328	806.891.735
09011190	Coffee other than arabica and robusta, not roasted, not decaffeinated	1.048.838	8.356.317	2.519.084	20.110.300
09011220	Arabica or robusta, not roasted, decaffeinated	5.675	89.407	50.690	629.798
09011290	Coffee other than arabica or robusta, not roasted, decaffeinated	-	10.944	-	26.235
09012111	Arabica, roasted, unground, not decaffeinated	8.498	85.139	45.420	534.323
09012112	Robusta, roasted, unground, not decaffeinated	10.332	198.992	30.625	537.041
09012119	Coffee other than arabica and robusta , roasted, unground, not decaffeinated	250	52.113	3.305	580.335
09012120	Coffee, roasted, not decaffeinated, ground	107.771	2.369.269	413.244	7.683.852
09012210	Coffee, roasted, decaffeinated, unground	494	17.575	5.134	115.344
09012220	Coffee, roasted, decaffeinated, ground	-	3.511	-	12.869
09019010	Coffee husks and skins	24.273	50.865	123.234	184.883
09019020	Coffee substitutes containing coffee	24.757	898.057	69.311	2.567.185
09021010	Leaves Green tea (not fermented) in immediate packings of a content not exceeding 3 kg, whether or not flavoured	34	28.678	94	153.673
09021090	Green tea (not fermented), other than leaves in immediate packings of a content not exceeding 3 kg, whether or not flavoured	43.977	229.391	128.184	1.878.686
09022010	Leaves green tea (not fermented), other than in immediate packings of a content not exceeding 3 kg, whether or not flavoured	308.517	3.078.243	497.792	5.989.348
09022090	Green tea (not fermented), other than leaves in immediate packings of a content not exceeding 3 kg, whether or not flavoured	216.548	1.694.032	291.213	2.129.480
09023010	Leaves black tea (fermented) and partly fermented tea, in immediate packings of a content not exceeding 3 kg, whether or not flavoured	16	6.688	242	45.103
09023090	Black tea (fermented) and partly fermented tea, other than leaves, in immediate packings of a content not exceeding 3 kg, whether or not flavoured	186.036	4.061.619	1.264.701	24.751.594

Tabel 3 : Ekspor Indonesia menurut Komoditi (Kode HS 8 digit)

Desember 2022

Kode H S	Uraian golongan barang	Berat bersih (Kg)		Nilai F.O.B. (U S \$)	
		Bulan ini	Kumulatif	Bulan ini	Kumulatif
		(1)	(2)	(3)	(4)
09024010	Leaves black tea (fermented) and partly fermented tea, other than in immediate packings of a content not exceeding 3 kg, whether or not flavoured	104.575	1.647.822	233.174	3.365.786
09024090	Black tea (fermented) and partly fermented tea, other than leaves, other than in immediate packings of a content not exceeding 3 kg, whether or not flavoured	2.692.663	34.232.365	4.042.675	51.676.236
09030000	Maté	-	7.073	-	15.391
09041110	White pepper, neither crushed nor ground	647.027	12.944.722	3.348.443	80.532.445
09041120	Black pepper, neither crushed nor ground	812.535	13.182.213	3.424.525	50.448.010
09041190	Pepper, other than white pepper and black pepper, neither crushed nor ground	60.817	2.338.255	264.231	10.358.584
09041210	White pepper, crushed or ground	1.905	250.789	1.036	2.027.251
09041220	Black pepper, crushed or ground	71.130	796.668	382.675	4.401.056
09041290	Pepper, other than white pepper and black pepper, crushed or ground	4.199	67.813	6.710	340.203
09042110	Chillies (fruits of the genus capsicum), dried, neither crushed nor ground	103.153	163.424	297.416	614.600
09042190	Fruits of the genus capsicum or of the genus pimenta, other than chillies, dried, neither crushed nor ground	29	175.759	590	573.584
09042210	Chillies (fruits of the genus capsicum), crushed or ground	6.135	495.583	24.094	2.331.859
09042290	Fruits of the genus capsicum or of the genus pimenta, other than chillies, crushed or ground	24.751	80.614	31.477	89.129
09051000	Vanilla, neither crushed nor ground	20.118	366.784	1.795.081	20.511.488
09052000	Vanilla, crushed or ground	6.005	28.430	596.193	2.473.721
09061100	Cinnamon (cinnamomum zeylanicum blume), neither crushed nor ground	545.975	7.585.548	2.478.910	43.634.020
09061900	Cinnamon-tree flowers, neither crushed nor ground	648.748	7.324.529	3.105.174	35.607.729
09062000	Cinnamon and cinnamon-tree flowers, crushed or ground	1.155.855	11.257.189	5.225.832	52.207.375
09071000	Cloves (whole fruit, cloves and stems), neither crushed nor ground	676.752	9.275.206	3.958.230	54.624.081
09072000	Cloves (whole fruit, cloves and stems), crushed or ground	8.388	206.085	37.547	2.285.058
09081100	Nutmeg, neither crushed nor ground	1.035.584	14.679.221	5.652.697	91.414.333
09081200	Nutmeg, crushed or ground	347.617	3.787.051	3.214.236	33.336.296
09082100	Mace, neither crushed nor ground	288.179	3.196.055	4.404.020	51.016.048
09082200	Mace, crushed or ground	40.301	569.809	862.330	9.996.700
09083100	Cardamoms, neither crushed nor ground	1.782.733	16.810.183	5.484.312	69.877.440
09083200	Cardamoms, crushed or ground	5.036	52.442	15.002	206.155
09092100	Seeds of coriander, neither crushed nor ground	1.212	64.515	4.245	106.536
09092200	Seeds of coriander, crushed or ground	546	20.532	1.935	47.353
09093100	Seeds of cumin, neither crushed nor ground	-	830	-	4.184
09093200	Seeds of cumin, crushed or ground	280	2.058	1.943	6.032
09096110	Seeds of anise, neither crushed nor ground	-	4.022	-	42.148
09096130	Seeds of caraway, neither crushed nor ground	-	200	-	755
09096190	Juniper berries, neither crushed nor ground	112	25.945	78	128.958
09096210	Seeds of anise, crushed or ground	-	1.423	-	8.917
09096230	Seeds of caraway, crushed or ground	-	88	-	151
09096290	Juniper berries, crushed or ground	-	1	-	1
09101100	Ginger, neither crushed nor ground	584.389	6.338.415	323.714	4.891.496
09101200	Ginger, crushed or ground	10.602	109.352	50.276	557.126
09102000	Saffron	25	426	8	562
09103000	Turmeric (curcuma)	931.080	10.126.239	972.502	9.244.431
09109110	Curry, mixtures referred to in note 1(b) to this chapter	88	5.210	255	34.302
09109190	Spices other than curry, mixtures referred to in note 1(b) to this chapter	35.066	385.908	42.735	750.897
09109910	Thyme, bay leaves	793	28.809	3.767	114.356
09109990	Spices, not elsewhere classified in heading 0910, mixtures referred to in note 1(b) to this chapter	231.699	1.744.609	402.248	3.260.031
10019912	Wheat grain without extreme outer layer, other than seed, fit for human consumption	-	23	-	107
10031000	Barley, seed	-	1	-	1
10039000	Barley, other than seed	-	610	-	275
10049000	Oats, other than seed	-	2	-	3

Tabel 3 : Ekspor Indonesia menurut Komoditi (Kode HS 8 digit)

Desember 2022

Kode H S	Uraian golongan barang	Berat bersih (Kg)		Nilai F.O.B. (U S \$)	
		Bulan ini	Kumulatif	Bulan ini	Kumulatif
(1)	(2)	(3)	(4)	(5)	(6)
10051000	Maize (corn), seed	-	436.098	-	1.121.376
10059010	Popcorn	3.500	87.759	3.529	136.420
10059091	Maize (corn), other than seed, fit for human consumption	140.680	574.294	69.647	354.047
10059099	Maize (corn), other than seed, not for human consumption	94.437.202	160.934.683	27.978.186	48.335.199
10061010	Rice in the husk (paddy or rough), suitable for sowing	-	60.571	-	497.216
10061090	Rice in the husk (paddy or rough), not suitable for sowing	39.392	99.053	9.556	24.453
10062010	Hom mali rice	-	1.230	-	590
10062090	Husked (brown) rice, other than hom mali rice	21	2.208	17	3.124
10063030	Glutinous rice, semi-milled or wholly milled rice, whether or not polished or glazed	17.900	23.307	44.770	54.212
10063070	Other fragrant rice, semi-milled or wholly milled rice, whether or not polished or glazed	920	16.580	589	21.581
10063091	Parboiled rice, semi-milled or wholly milled rice, whether or not polished or glazed	-	32	-	7
10063099	Semi-milled or wholly milled rice, whether or not polished or glazed, other than hs code 10063030 to 10063091	36.525	2.776.348	79.050	1.355.929
10064010	Broken rice, of a kind used for animal feed	-	0	-	0
10064090	Broken rice, other than of a kind used for animal feed	100	217	100	307
10071000	Grain sorghum, seed	-	19	-	86
10082100	Millet, seed	-	26	-	115
10082900	Millet, other than seed	355	902	227	556
10083000	Canary seeds	-	10	-	47
10089000	Other cereals	-	212	-	1.436
11010011	Wheat flour, fortified	3.208.290	53.116.240	1.911.004	28.769.597
11010019	Wheat flour, other than fortified	314.928	6.457.338	216.940	3.652.912
11010020	Meslin flour	1.440	4.124	1.221	3.488
11022000	Maize (corn) flour	109.796	1.012.592	77.543	677.023
11029010	Rice flour	31.743	388.602	24.144	382.361
11029020	Rye flour	2.761	16.597	2.692	14.989
11029090	Cereal flours, other than of wheat or meslin, other than rice flour or rye flour	64.275	426.106	40.191	336.162
11031100	Groats and meal of wheat	-	173	-	156
11031300	Groats and meal of maize (corn)	3.360	6.030	5.362	6.743
11031920	Groats and meal of rice	-	9.655	-	10.989
11031990	Groats and meal of other cereal other than meslin or rice	-	656	-	385
11032000	Cereal pellets	108	120	254	278
11041200	Rolled or flaked grains of oats	400	1.343	1.040	3.877
11041910	Rolled or flaked grains of maize (corn)	509.940	1.558.040	267.699	816.230
11041990	Rolled or flaked grains of cereal, other than oats and maize (corn)	-	233	-	264
11042300	Other worked grains (for example, hulled, pearled, sliced or kibbled) of maize (corn)	66.250	136.858	27.967	65.740
11042990	Other worked grains (for example, hulled, pearled, sliced or kibbled) of other cereals, other than of barley	-	21.102	-	122.585
11043000	Germ of cereals, whole, rolled, flaked or ground	819.000	7.102.345	408.671	3.866.723
11051000	Flour, meal and powder of potatoes	31.549	305.570	24.832	245.874
11052000	Flakes, granules and pellets of potatoes	24.516	45.865	35.254	75.673
11061000	Flour, meal and powder of the dried leguminous vegetables of heading 0713	-	218	-	8.042
11062010	Flour, meal and powder of manioc (cassava)	7.106	358.084	3.222	182.914
11062020	Flour, meal and powder of sago	994.032	11.839.679	212.145	2.472.665
11062090	Flour, meal and powder of roots or tubers of heading 0714, other than manioc (cassava)	158.827	3.433.969	259.441	7.723.062
11063000	Flour, meal and powder of the products of chapter 8	78.651	2.732.198	325.678	12.342.806
11081100	Wheat starch	-	2.918	-	3.935
11081200	Maize (corn) starch	6.825.260	51.189.576	3.688.816	26.560.032
11081300	Potato starch	-	2.583	-	7.176
11081400	Manioc (cassava) starch	3.558.596	13.589.763	1.715.476	7.892.548
11081910	Sago starches	93.733	1.597.301	105.757	919.764
11081990	Starches, other than wheat, maize, potato, manioc, and sago	19.103	2.012.710	6.726	1.518.260
11082000	Inulin	3	158	1	2.037
12011000	Soya beans, whether or not broken, seed	-	195.681	-	94.731
12019000	Soya beans, whether or not broken, other than seed	121.476	11.177.578	81.575	7.719.701

Tabel 3 : Ekspor Indonesia menurut Komoditi (Kode HS 8 digit)

Desember 2022

Kode H S	Uraian golongan barang	Berat bersih (Kg)		Nilai F.O.B. (U S \$)	
		Bulan ini	Kumulatif	Bulan ini	Kumulatif
(1)	(2)	(3)	(4)	(5)	(6)
12024100	Ground-nuts, not roasted or otherwise cooked, whether or not shelled or broken, other than seed, in shell	162.415	2.110.217	330.200	4.881.328
12024200	Ground-nuts, not roasted or otherwise cooked, whether or not shelled or broken, other than seed, shelled, whether or not broken	7.706	44.006	38.181	146.488
12030000	Copra	3.250.390	37.536.357	2.306.409	34.997.050
12040000	Linseed, whether or not broken	-	80	-	33
12051000	Low erucic acid rape or colza seeds	-	8.250	-	25.575
12060000	Sunflower seeds, whether or not broken	54	148	323	1.100
12071010	Palm nuts suitable for sowing/planting	7.007	31.697	1.010.227	4.762.308
12071030	Kernels	35.930	285.642	4.171	104.029
12071090	Palm nuts, other than suitable for sowing/planting	4.500.000	8.244.806	54.058	651.513
12072100	Cotton seeds, seed	96.000	384.000	54.720	181.475
12072900	Cotton seeds, other than seed	415.655	3.639.759	143.750	1.189.256
12073000	Castor oil seeds	-	5.000	-	4.250
12074010	Sesamum seeds, edible	-	3.964	-	1.410
12074090	Sesamum seeds, not edible	3.800	142.132	10.340	417.892
12076000	Safflower (carthamus tinctorius) seeds	528	9.956	1.680	48.720
12077000	Melon seeds	80	160	4.657	30.526
12079950	Fresh fruit bunch of oil palm	-	731.163	-	133.071
12079990	Other oil seeds and oleaginous fruits, other than HS code 12071010 to 12079950, whether or not broken	-	196.558	-	104.644
12081000	Flours and meals of soya beans	-	6.474	-	11.160
12089000	Flours and meals of oil seeds or oleaginous fruits, other than those of mustard, other than of soya beans	-	17.110	-	25.875
12091000	Sugar beet seeds, of a kind used for sowing	-	53	-	48
12092200	Clover (trifolium spp) seeds, of a kind used for sowing	-	1	-	1
12092910	Timothy grass (phleum pratense) seeds, of a kind used for sowing	-	2	-	38
12092990	Seeds of forage plants, of a kind used for sowing, other than HS code 12092100 to 12092990	44.002	500.513	156.178	1.265.635
12093000	Seeds of herbaceous plants cultivated principally for their flowers, of a kind used for sowing	79	12.009	227.472	3.209.521
12099190	Vegetable seeds, other than onion seeds, of a kind used for sowing	647.568	3.270.597	964.266	6.577.249
12099920	Rubber tree seeds, of a kind used for sowing	-	18	-	13
12099990	Seeds, fruit and spores, other than HS code 12099110 to 12099930, of a kind used for sowing	14.225	455.344	32.610	854.482
12102000	Hop cones, ground, powdered or in the form of pellets, lupulin	-	3	-	17
12112010	Ginseng roots, fresh or dried	-	20.006	-	26.030
12112090	Ginseng roots, chilled, frozen	212	788	650	13.784
12119011	Cannabis, in cut, crushed or powdered form, of a kind used primarily in pharmacy, fresh, chilled, frozen or dried	-	120	-	720
12119013	Rauwolfia serpentina roots, of a kind used primarily in pharmacy, fresh, chilled, frozen or dried	-	13.240	-	18.562
12119017	Plants and parts of plants (incl seeds and fruits), of a kind used primarily in pharmacy, oth than cannabis, rauwolfia serpentina roots, and liquorice roots, fresh/dried, in cut, crushed/powdered form	3	30.548	142	62.493
12119018	Plants and parts of plants (including seeds and fruits), of a kind used primarily in pharmacy, other than cannabis, rauwolfia serpentina roots, and liquorice roots, in cut, crushed or powdered form	-	915	-	4.297
12119019	Plants and parts of plants (including seeds and fruits), of a kind used primarily in pharmacy, other than HS code 12119011 to 12119018	23.264	57.927	30.114	282.088
12119091	Pyrethrum, in cut, crushed or powdered form, fresh, chilled, frozen or dried	69.510	1.409.657	118.191	2.072.281
12119092	Pyrethrum, in other forms, fresh, chilled, frozen or dried	368	172.563	4.416	289.067
12119094	Sandalwood chips, fresh, chilled, frozen or dried	52.207	180.399	19.561	883.490
12119095	Agarwood (gaharu) chips, fresh, chilled, frozen or dried	133.046	1.561.463	1.185.748	16.438.090

Tabel 3 : Ekspor Indonesia menurut Komoditi (Kode HS 8 digit)

Desember 2022

Kode H S	Uraian golongan barang	Berat bersih (Kg)		Nilai F.O.B. (U S \$)	
		Bulan ini	Kumulatif	Bulan ini	Kumulatif
		(1)	(2)	(3)	(4)
12119097	Bark of persea (persea kurzii kosterm), fresh, chilled, frozen or dried	5	48.605	5	92.119
12119098	Plants & parts of plants,of a kind used primarily in perfumery/for insecticidal,fungicidal/similar purposes,fresh,chilled,frozen/dried, in cut,crushed/powdered form, oth than HS code 12119091-12119097	406.054	5.818.153	718.800	11.138.876
12119099	Plants & parts of plants,of a kind used primarily in perfumery/for insecticidal,fungicidal/similar purposes,fresh,chilled,frozen/dried, in cut,crushed/powdered form, oth than HS code 12119091-12119098	1.199.244	8.354.310	1.985.963	15.992.329
12122111	Eucheuma spinosum, dried but not ground	2.158.563	22.927.124	1.895.139	17.273.321
12122112	Eucheuma cottonii, dried but not ground	8.721.006	111.067.458	17.823.210	286.401.440
12122113	Gracilaria spp, dried but not ground	4.206.001	48.498.721	3.258.769	37.508.691
12122119	Seaweeds and other algae other than eucheuma spinosum, cottonii, and gracilaria spp, fit for human consumption, dried but not ground	1.397.440	7.606.070	2.223.758	29.625.595
12122190	Seaweeds and other algae other than eucheuma spinosum, cottonii, and gracilaria spp, fit for human consumption, fresh, chilled, frozen	918.817	15.958.830	878.906	17.315.634
12122911	Seaweeds and other algae, fresh, chilled or dried, of a kind used in pharmacy, not fit for human consumption	24.000	168.900	312.000	2.021.325
12122919	Seaweeds and other algae, fresh, chilled or dried, of a kind used in dyeing, tanning, perfumery, or for insecticidal, fungicidal or similar purposes, not fit for human consumption	2.629.508	25.602.565	701.623	7.014.092
12122920	Seaweeds and other algae, fresh, chilled or dried, not of a kind not used in dyeing, tanning, perfumery, pharmacy, or for insecticidal, fungicidal or similar purposes, not fit for human consumption	474.620	5.054.856	182.621	2.275.721
12122930	Seaweeds and other algae, frozen, not of a kind not used in dyeing, tanning, perfumery, pharmacy, or for insecticidal, fungicidal or similar purposes, not fit for human consumption	-	155.500	-	489.385
12129100	Sugar beet, fresh, chilled, frozen or dried, whether or not ground	1	19.862	1	17.880
12129200	Locust beans (carob), fresh, chilled, frozen or dried, whether or not ground	-	800	-	1.910
12129390	Sugar cane, fresh, chilled, frozen or dried, whether or not ground, not suitable for planting	500	12.900	7.175	20.992
12129400	Chicory roots, fresh, chilled, frozen or dried, whether or not ground	-	1	-	2
12129910	Stones and kernels of apricot, peach (including nectarine) or plum, of a kind used primarily for human consumption, not elsewhere specified or included	-	85.350	-	63.538
12129990	Fruit stones and kernels other than apricot, peach (including nectarine) or plum, of a kind used primarily for human consumption, not elsewhere specified or included	1.490.372	18.274.553	3.580.080	42.146.659
12130000	Cereal straw and husks, unprepared, whether or not chopped, ground, pressed or in the form of pellets	-	90.374	-	82.652
12149000	Swedes, mangolds, fodder roots, hay, lucerne (alfalfa), clover, sainfoin, forage kale, lupines, vetches and similar forage products, whether or not in the form of pellets	24.270	74.135	11.972	32.048
13012000	Gum arabic	551	125.395	2.645	70.975
13019040	Lac	68.000	1.003.631	396.205	5.548.158
13019090	Natural gums, resins, gum-resins and oleoresins, other than gum arabic and cannabis resins	3.777.424	45.050.210	4.240.734	61.189.594
13021200	Vegetable saps and extracts of liquorice	-	4	-	345
13021400	Vegetable saps and extracts of ephedra	-	220	-	7.486
13021940	Vegetable saps and extracts of pyrethrum or of the roots of plants containing rotenone	20	134.577	1.538	487.759

Tabel 3 : Ekspor Indonesia menurut Komoditi (Kode HS 8 digit)

Desember 2022

Kode H S	Uraian golongan barang	Berat bersih (Kg)		Nilai F.O.B. (U S \$)	
		Bulan ini	Kumulatif	Bulan ini	Kumulatif
(1)	(2)	(3)	(4)	(5)	(6)
13021950	Japan (or chinese) lacquer (natural lacquer)	-	184	-	3.454
13021990	Vegetable saps and extracts, other than HS codes 13021110 to 13021950	107.200	965.391	95.996	856.882
13022000	Pectic substances, pectinates and pectates	19.173	359.883	30.153	783.266
13023100	Agar-agar	44.000	833.123	710.243	13.324.129
13023200	Mucilages and thickeners, whether or not modified, derived from locust beans, locust bean seeds or guar seeds	2.000	8.011	16.173	212.715
13023911	Carrageenan, powder, semi-refined	1.244.238	13.584.623	14.105.694	160.944.830
13023912	Carrageenan, powder, refined	34.915	519.243	964.839	9.344.519
13023913	Carrageenan, alkali treated carrageenan chips (atcc)	203.803	1.548.812	2.277.485	15.828.284
13023919	Carrageenan, other than powder and alkali treated carrageenan chips (atcc)	0	154.240	2	989.483
13023990	Mucilages and thickeners, whether or not modified, derived from vegetable products, other than HS code 13023100 to 13023919	9.808	724.540	172.477	5.934.200
14011000	Bamboos, a kind used primarily for plaiting	105.421	1.841.043	50.257	1.202.324
14019000	Vegetable materials of a kind used primarily for plaiting (for example, reeds, rushes, osier, raffia, cleaned, bleached or dyed cereal straw, and lime bark), other than bamboos and rattans	214.957	494.108	54.599	635.247
14042000	Cotton linters	-	7	-	13
14049020	Vegetable products not elsewhere specified or included, of a kind used primarily in tanning or dyeing	256.673	2.581.626	123.561	1.594.229
14049030	Kapok	869.474	9.312.704	598.399	8.375.392
14049091	Palm kernel shells	419.064.435	4.618.209.982	45.435.352	474.219.184
14049092	Empty fruit bunch of oil palm	1	3.295	32	305
14049099	Vegetable products not elsewhere specified or included, other than HS code 14042000 to 14049092	1.369.336	20.060.996	605.159	9.781.226
15012000	Other pig fat, other than that of heading 0209 or 1503	-	2	-	2
15019000	Poultry fat, other than that of heading 0209 or 1503	6.388	62.124	27.922	251.514
15021000	Tallow	1	1	6	6
15030090	Lard oil, oleo-oil and tallow oil, not emulsified or mixed or otherwise prepared	-	945	-	1.641
15041090	Fish-liver oils and their fractions, other than solid fractions	-	7.200	-	58.032
15042010	Fats and oils and their fractions of fish, other than liver oils, solid fractions	-	416.818	-	712.968
15042090	Fats and oils and their fractions of fish, other than liver oils, other than solid fractions	183.722	874.560	428.364	1.607.953
15050010	Lanolin	-	302	-	1.464
15060000	Other animal fats and oils and their fractions, whether or not refined, but not chemically modified	25	166	206	1.591
15071000	Crude oil, Soya-bean oil and its fractions, whether or not refined, but not chemically modified, whether or not degummed	-	2	-	1
15079010	Fractions of unrefined soya-bean oil	2	17	10	29
15079020	Refined, bleached and deodorised (rbd) soya-bean oil	5	25	15	36
15079090	Soya-bean oil and its fractions, other than HS code 15071000 to 15079020, whether or not refined, but not chemically modified	-	32	-	32
15081000	Crude oil of ground-nut oil and its fractions, whether or not refined, but not chemically modified	-	50	-	5
15092010	Extra virgin olive oil, in packings of a net weight not exceeding 30 kg	204	425	3.257	6.350
15092090	Extra virgin olive oil, in packings of a net weight more than 30 kg	324	905	3.257	6.790
15093000	Virgin olive oil	-	24	-	144
15099011	Olive oil and its fractions, fractions of unrefined oil, in packings of a net weight not exceeding 30 kg	-	30	-	5.782
15099099	Olive oil and its fractions, fractions of refined oil, in packings of a net weight more than 30 kg	60	453	20	4.188

Tabel 3 : Ekspor Indonesia menurut Komoditi (Kode HS 8 digit)

Desember 2022

Kode H S	Uraian golongan barang	Berat bersih (Kg)		Nilai F.O.B. (U S \$)	
		Bulan ini	Kumulatif	Bulan ini	Kumulatif
(1)	(2)	(3)	(4)	(5)	(6)
15109010	Crude oil, other then crude olive pomace oil, obtained solely from olives, whether or not refined, but not chemically modified, including blends of these oils or fractions with oils or fractions of heading 1509	760	24.537	1.302	48.796
15111000	Crude palm oil	487.728.178	3.462.817.335	432.461.049	3.410.126.999
15119020	Refined palm oil	552.851.157	6.982.971.743	484.575.783	8.113.628.718
15119031	Solid fractions of palm oil, refined oil, but not chemically modified, with iodine value 30 or more, but less than 40	178.405.858	2.331.122.895	145.910.177	2.587.534.732
15119032	Solid fractions of palm oil, refined oil, but not chemically modified, with iodine value exceeding 40	22.884.442	270.644.289	17.722.930	323.209.701
15119036	Liquid fractions of palm oil, refined oil, but not chemically modified, in packing of a net weight not exceeding 25 kg	139.159.015	1.150.978.682	147.172.289	1.451.051.243
15119037	Liquid fractions of palm oil, refined oil, but not chemically modified, with iodine value 55 or more, but less than 60	1.002.365.627	10.507.256.652	882.334.006	11.517.507.327
15119039	Liquid fractions of palm oil, refined oil, but not chemically modified, other than hs code 15119036 to 15111037	22.086.699	206.112.419	21.052.350	245.431.055
15119049	Fractions of unrefined palm oil, other than solid fractions, but not chemically modified, with packing of a net weight more than 25 kg	7.999.230	97.021.288	7.079.319	117.340.382
15121100	Crude oil of sunflower-seed or safflower oil and fractions thereof	-	3	-	15
15121910	Fractions of unrefined sunflower-seed oil or safflower oil	-	9	-	307
15121920	Refined sunflower-seed or safflower oil and fractions thereof	-	158.970	-	690.539
15121990	Sunflower-seed or safflower oil and fractions thereof, other than HS code 15121100 to 15121920	9	948	6	2.175
15122910	Fractions of unrefined cotton-seed oil	-	2	-	4
15122990	Cotton-seed oil and fractions thereof, whether or not refined, but not chemically modified, other than HS code 15122100 to 15122910	-	7.657	-	12.093
15131110	Virgin coconut oil	2.190.095	21.873.658	2.093.723	29.662.060
15131190	Crude coconut (copra) oil and its fractions, other than virgin coconut oil, whether or not refined, but not chemically modified	47.564.598	326.883.384	47.906.357	482.524.347
15131910	Fractions of unrefined coconut oil	15.268	1.491.054	24.583	2.297.971
15131990	Coconut (copra) and fractions thereof, other than crude oil and fractions of unrefined oil, whether or not refined, but not chemically modified	19.509.615	357.503.715	21.666.157	603.889.125
15132110	Crude palm kernel oil	9.848.178	106.801.793	9.230.508	117.870.775
15132190	Crude babassu oil	126	2.120	85	88.639
15132911	Solid fractions of unrefined palm kernel oil	-	924.000	-	1.160.316
15132913	Fractions other than solid fractions of unrefined palm kernel oil (palm kernel olein)	18.830	18.835	9.357	9.358
15132991	Solid fractions of refined palm kernel oil	16.672.730	181.856.266	23.527.794	393.058.380
15132994	Palm kernel olein, refined, bleached and deodorised (rbd)	15.833.341	181.172.313	14.236.422	262.235.682
15132995	Palm kernel oil, refined, bleached and deodorised (rbd)	68.957.219	867.738.396	61.541.484	1.234.648.706
15132996	Fractions other than solid fractions, of refined palm kernel oil	-	15.955	-	17.282
15149100	Rape, colza or mustard oil, other than low erucic acid, crude oil	-	2	-	1
15149990	Rape, colza or mustard oil, other than low erucic acid, other than HS code 15149100 to 15149910	190	190	550	550
15151900	Linseed oil and its fractions, other than crude oil	1	1.236	36	12.363
15152999	Maize (corn) oil, fractions of refined oil, other than solid fractions	-	3.401	-	27.435
15153010	Castor oil, crude oil	-	770	-	1.217
15153090	Castor oil, other than crude oil	-	1	-	2
15155010	Sesame oil, crude oil	-	1.836	-	23.760
15155090	Sesame oil and its fractions, other than crude oil and unrefined oil	-	657	-	8.468
15156000	Microbial fats and oils and their fractions, whether or not refined, but not chemically modified	-	1	-	58
15159011	Illipe nut oil, crude oil	-	0	-	1

Tabel 3 : Ekspor Indonesia menurut Komoditi (Kode HS 8 digit)

Desember 2022

Kode H S	Uraian golongan barang	Berat bersih (Kg)		Nilai F.O.B. (U S \$)	
		Bulan ini	Kumulatif	Bulan ini	Kumulatif
(1)	(2)	(3)	(4)	(5)	(6)
15159019	Illipe nut oil, other than crude oil and unrefined oil	-	1.678	-	24.750
15159021	Tung oil, crude oil	-	500	-	11.000
15159039	Jajoba oil, other than crude oil and unrefined oil	2	49	2	123
15159091	Other fixed vegetable oils, but not chemically modified, other than HS code 15151100 to 15159039, crude oil	15.200	135.200	21.660	253.066
15159099	Other fixed vegetable oils, but not chemically modified, other than HS code 15151100 to 15159039, other than crude oil and unrefined oil	141.569	2.290.010	2.141.139	35.409.436
15161090	Animal fats and oils and their fractions, not further prepared, not re-esterified	-	2	-	2
15162012	Vegetable fats and oils and their fractions of maize, re-esterified	-	125.600	-	151.533
15162014	Vegetable fats and oils and their fractions of coconuts, re-esterified	185.338	2.550.217	323.032	10.874.637
15162017	Vegetable fats and oils and their fractions of ground-nuts, re-esterified	-	539	-	1.002
15162019	Vegetable fats and oils and their fractions other than hs code 15162011 to 15162018, re-esterified	48.714	1.344.447	86.931	2.379.662
15162021	Vegetable fats and oils and their fractions of the fruit of the oil palm, crude, re-esterified	144	318.255	188	351.560
15162022	Vegetable fats and oils and their fractions of the fruit of the oil palm, other than crude, re-esterified	4.499.746	54.150.775	3.555.851	54.510.153
15162023	Vegetable fats and oils and their fractions of palm kernels, crude, re-esterified	1.007.189	19.276.619	6.230.736	107.206.576
15162024	Vegetable fats and oils and their fractions of palm kernels, refined, bleached and deodorised (RBD), re-esterified	117.600	3.715.072	214.192	7.365.292
15162025	Vegetable fats and oils and their fractions of palm kernel olein, crude, re-esterified	-	4	-	3
15162026	Vegetable fats and oils and their fractions of palm kernel olein, refined, bleached and deodorised (RBD), re-esterified	66.000	1.760.754	75.240	3.555.968
15162031	Vegetable fats and oils and their fractions of ground-nuts, of coconuts, of soya beans, hydrogenated, in flakes	113.960	704.313	149.393	1.403.863
15162034	Vegetable fats and oils and their fractions of fruit of the oil palm, hydrogenated, in flakes	31.834.511	286.867.920	29.542.603	317.653.742
15162035	Vegetable fats and oils and their fractions of palm kernels, hydrogenated, in flakes	1.569.280	11.810.488	1.785.538	18.047.891
15162039	Vegetable fats and oils and their fractions other than HS code 15162031 to 15162035, hydrogenated, in flakes	-	544.000	-	705.043
15162042	Vegetable fats and oils and their fractions of coconuts, hydrogenated, in other forms	786.411	3.883.652	1.319.697	7.332.041
15162043	Vegetable fats and oils and their fractions of ground-nuts, hydrogenated, in other forms	-	53	-	163
15162044	Vegetable fats and oils and their fractions of linseed, hydrogenated, in other forms	-	934	-	2.438
15162045	Vegetable fats and oils and their fractions of olives, hydrogenated, in other forms	-	254.900	-	252.351
15162046	Vegetable fats and oils and their fractions of fruit of the oil palm, hydrogenated, in other forms	21.193.553	261.773.913	20.131.932	309.383.181
15162047	Vegetable fats and oils and their fractions of palm kernels, hydrogenated, in other forms	21.917.461	203.081.299	39.787.602	369.650.790
15162048	Vegetable fats and oils and their fractions of soya beans, hydrogenated, in other forms	-	4	-	2
15162049	Vegetable fats and oils and their fractions other than HS code 15162041-15162048, hydrogenated, in other forms	122.660	5.097.820	128.415	7.448.910
15162052	Vegetable fats and oils and their fractions of olives, inter-esterified	-	35.846.660	-	48.462.574
15162054	Vegetable fats and oils and their fractions, of ground-nuts of oil palm or coconuts, inter-esterified	4.992.540	75.448.160	4.828.374	84.176.793
15162059	Vegetable fats and oils and their fractions other than HS code 15162051 to 15162054, inter-esterified	158.400	3.852.604	170.795	5.565.403

Tabel 3 : Ekspor Indonesia menurut Komoditi (Kode HS 8 digit)

Desember 2022

Kode H S	Uraian golongan barang	Berat bersih (Kg)		Nilai F.O.B. (U S \$)	
		Bulan ini	Kumulatif	Bulan ini	Kumulatif
(1)	(2)	(3)	(4)	(5)	(6)
15162062	Vegetable fats and oils and their fractions, elaidinised, palm stearin with an iodine value not exceeding 48, refined, bleached and deodorised (RBD)	108.020	757.094	129.107	936.487
15162069	Vegetable fats and oils and their fractions other than HS code 15162061 to 15162062, elaidinised, palm stearin with an iodine value not exceeding 48	-	24	-	152
15162091	Vegetable fats and oils and their fractions, elaidinised, palm stearin with an iodine value exceeding 48	1.680.000	7.396.732	1.602.725	9.442.231
15162094	Vegetable fats and oils and their fractions of soya beans, elaidinised	462	4.792	1.008	10.244
15162096	Vegetable fats and oils and their fractions, refined, bleached and deodorised (rbd) palm kernel stearin, elaidinised	533.430	12.425.811	924.993	24.783.044
15162098	Vegetable fats and oils and their fractions of ground-nuts, of oil palm or of coconuts, elaidinised	125.703	4.381.626	662.839	18.417.425
15162099	Vegetable fats and oils and their fractions other than hs code 15162091 to 15162098, elaidinised	34.200	4.838.602	198.836	8.735.525
15171010	Margarine, excluding liquid margarine, in airtight container for retail sale	5.851.923	50.779.021	5.830.702	58.549.935
15171090	Margarine, excluding liquid margarine, other than in airtight container for retail sale	4.241.483	59.084.428	4.125.246	66.714.180
15179010	Imitation ghee	795.706	11.232.705	900.098	14.489.694
15179020	Liquid margarine	8.000	65.874	13.000	107.770
15179030	Edible mixtures or preparations of animal or vegetable fats or oils, of a kind used as mould release preparations	8.360	92.630	14.401	149.295
15179043	Shortening	121.665.601	1.320.735.916	115.968.139	1.558.268.890
15179050	Solid mixtures or preparations of vegetable fats or oils or of their fractions other than imitation ghee, shortening, imitation lard	228.282	723.745	220.714	803.768
15179062	Liquid mixtures or preparations of vegetable fats or oils or of their fractions other than liquid margarine, in which crude palm oil predominates	36	38	20	22
15179063	Liquid mixtures or preparations of vegetable fats or oils or of their fractions other than liquid margarine, in which other palm oil predominates, in packings of a net weight not exceeding 25 kg	-	11.210	-	19.600
15179064	Liquid mixtures or preparations of vegetable fats or oils or of their fractions other than liquid margarine, in which other palm oil predominates, in packings of a net weight exceeding 25 kg	-	1.771.264	-	4.632.995
15179067	Liquid mixtures or preparations of vegetable fats or oils or of their fractions other than liquid margarine, in which soya-bean oil or coconut oil predominates	-	690	-	662
15179068	Liquid mixtures or preparations of vegetable fats or oils or of their fractions other than liquid margarine, in which illipe nut oil predominates	45.247	270.519	146.989	1.226.405
15179069	Liquid mixtures or preparations of vegetable fats or oils or of their fractions other than liquid margarine, other than HS code 15179061 to 15179068	9.999.870	63.499.332	9.299.879	58.863.898
15179080	Edible mixtures or preparations of animal fats or oils or of their fractions, other than edible fats and oils or their fractions of heading 1516	12	12	1.593	1.593
15179090	Edible mixtures/preparations of animal, vegetable/microbial fats/oils/of fractions of different fats/oils of this chapter, oth than edible fats and oils/their fractions of head 1516, nec in head 1517	11.136.210	129.264.137	13.640.426	207.246.862
15180012	Animal fats and oils, boiled, oxidised, dehydrated, sulphurised, blown, polymerised by heat in vacuum or in inert gas or otherwise chemically modified, excluding those of heading 1516	-	1	-	1

Tabel 3 : Ekspor Indonesia menurut Komoditi (Kode HS 8 digit)

Desember 2022

Kode H S	Uraian golongan barang	Berat bersih (Kg)		Nilai F.O.B. (U S \$)	
		Bulan ini	Kumulatif	Bulan ini	Kumulatif
(1)	(2)	(3)	(4)	(5)	(6)
15180014	Ground-nut, soya-bean, palm/coconut oil, boiled, oxidised, dehydrated, sulphurised, blown, polymerised by heat in vacuum/in inert gas or otherwise chemically modified, excluding those of heading 1516	-	356.702	-	463.772
15180015	Linseed oil and its fractions, boiled, oxidised, dehydrated, sulphurised, blown, polymerised by heat in vacuum or in inert gas or otherwise chemically modified, excluding those of heading 1516	-	190	-	605
15180019	Animal, vegetable/microbial fats&oils&their fractions,boil,oxidise,dehydrate,sulphuris,blown,polymerise by heat in vacuum/inert gas/otw chemically modifie excl head 1516,oth than hs 15180012-15180016	-	42.201	-	28.907
15180020	Inedible mixtures or preparations of animal fats or oils or of fractions of different animal fats or oils	-	322.500	-	356.190
15180032	Inedible mixtures or preparations of the palm oil fruits or of palm oil or palm kernel olein, neutralised, bleached and deodorised (nbd) or refined, bleached and deodorised (rbd)	5.000.000	61.311.674	6.196.600	96.016.603
15180035	Inedible mixtures or preparations of groundnuts	-	16	-	44
15180036	Inedible mixtures or preparations of soya beans or coconuts	297	796	463	1.318
15180038	Inedible mixtures or preparations of of the fruit of the oil palm or of palm kernels, other	16.336.966	122.896.313	14.695.174	143.029.708
15180039	Inedible mixtures or preparations of vegetable fats or oils or of fractions of different fats or oils, other than hs code 15180032 to 15180037	-	5.248.723	-	6.332.394
15180060	Inedible mixtures or preparations of animal fats or oils or of fractions thereof and vegetable fats or oils or fractions thereof	243.840	26.164.538	226.021	27.177.950
15180090	Inedible mixtures or preparations of microbial fats or oils or of fractions of different fats or oils of this chapter, not elsewhere specified or included	381.500	1.316.012	437.690	1.429.426
15200010	Crude glycerol	68.911.083	814.014.972	18.034.459	556.900.599
15200090	Glycerol waters and glycerol lyes	40.000	1.369.871	9.000	754.757
15211000	Vegetable waxes, whether or not refined or coloured	21.505	10.475.193	185.511	15.546.836
15219010	Beeswax and oth insect waxes, whether or not refined or coloured	72	74	878	880
15220090	Residues resulting from the treatment of fatty substances or animal or vegetable waxes	1.599.615	37.397.591	1.142.469	34.022.883
16010010	Sausages and similar products, of meat, meat offal, blood or insects, food preparations based on these products, in airtight containers for retail sale	1.600	37.352	3.232	68.125
16010090	Sausages and similar products, of meat, meat offal, blood or insects, food preparations based on these products, not in airtight containers for retail sale	1.270	46.992	2.549	132.738
16021010	Other prepared or preserved meat, meat offal, blood or insects, homogenised preparation, containing pork, in airtight container for retail sale	-	18	-	32
16021090	Other prepared or preserved meat, meat offal, blood or insects, homogenised preparation, not containing pork, in airtight container for retail sale	-	2.374	-	9.269
16023110	Other prepared or preserved meat, meat offal, blood, of turkeys, in airtight containers for retail sale	3.692	3.722	311	331
16023191	Other prepared or preserved meat, meat offal, blood, of turkeys, not in airtight containers for retail sale, of mechanically deboned or separated meat	-	3.233	-	8.747
16023199	Other prepared or preserved meat, meat offal, blood, of turkeys, not in airtight containers for retail sale, other than of mechanically deboned or separated meat	-	425	-	649
16023210	Chicken curry, in airtight containers for retail sale	292	304	1.349	1.350
16023290	Prepared or preserved of meat,meat offal, blood of fowls of species gallus domesticus, other than chicken curry in airtight container	12.000	84.695	39.273	284.265

Tabel 3 : Ekspor Indonesia menurut Komoditi (Kode HS 8 digit)

Desember 2022

Kode H S	Uraian golongan barang	Berat bersih (Kg)		Nilai F.O.B. (U S \$)	
		Bulan ini	Kumulatif	Bulan ini	Kumulatif
(1)	(2)	(3)	(4)	(5)	(6)
16023900	Prepared or preserved meat, meat offal or blood of poultry in heading 0105, other than turkeys and species gallus domesticus	-	83	-	90
16024991	Prepared or preserved meat, meat offal or blood of swine, including mixture, other than luncheon meat, in airtight containers for retail sale	-	6.815	-	32.284
16025010	Prepared or preserved meat, meat offal or blood of bovine animals, in airtight containers for retail sale	1.180	19.953	4.599	93.802
16025090	Prepared or preserved meat, meat offal or blood of bovine animals, not in airtight containers for retail sale	18	34.186	73	96.046
16029010	Mutton curry, in airtight containers for retail sale	-	1.156	-	3.250
16029090	Other prepared or preserved meat, meat offal, blood or insects, other than HS code 16021010 to 16021920	2.158	72.919	5.389	195.458
16030090	Extracts and juices of fish or crustaceans, molluscs or other aquatic invertebrates	35.680	390.480	80.840	899.266
16041190	Prepared or preserved salmon, whole or in pieces, but not minced, not in airtight containers for retail sale	-	11.362	-	9.968
16041311	Prepared or preserved sardines, whole or in pieces, but not minced, in airtight containers for retail sale	649.103	10.101.264	1.895.282	28.060.037
16041319	Prepared or preserved sardines, whole or in pieces, but not minced, not in airtight containers for retail sale	812.148	8.125.354	2.445.804	22.860.437
16041399	Prepared or preserved sardinella and brisling or sprats, whole or in pieces, but not minced, not in airtight containers for retail sale	-	45.095	-	99.827
16041411	Prepared or preserved tunas, whole or in pieces, but not minced, in airtight containers for retail sale	4.018.215	54.291.940	19.961.658	256.623.850
16041419	Prepared or preserved skipjack tuna and bonito (sarda spp), whole or in pieces, but not minced, not in airtight containers for retail sale	316.207	3.936.656	1.288.446	17.808.389
16041491	Pre-cooked tunas, not in airtight containers for retail sale	1.563.940	7.885.490	6.461.210	32.894.858
16041499	Prepared or preserved tunas, skipjack tuna and bonito (sarda spp), not in airtight containers for retail sale, other than pre-cooked tunas	659.000	5.929.975	2.888.450	25.515.505
16041510	Prepared or preserved mackerel, whole or in pieces, but not minced, in airtight containers for retail sale	-	393	-	849
16041590	Prepared or preserved mackerel, whole or in pieces, but not minced, not in airtight containers for retail sale	51.385	516.007	195.072	1.622.358
16041610	Prepared or preserved anchovies, whole or in pieces, but not minced, in airtight containers for retail sale	-	113.180	-	510.788
16041690	Prepared or preserved anchovies, whole or in pieces, but not minced, not in airtight containers for retail sale	1	2.946	11	32.508
16041710	Prepared or preserved eels, whole or in pieces, but not minced, in airtight containers for retail sale	-	15.997	-	440.403
16041790	Prepared or preserved eels, whole or in pieces, but not minced, not in airtight containers for retail sale	12.770	12.770	376.332	376.332
16041891	Prepared or preserved shark fins, whole or in pieces, but not minced, in airtight containers for retail sale	60	37.359	977	345.991
16041899	Prepared or preserved shark fins, whole or in pieces, but not minced, not in airtight containers for retail sale	1.258	20.288	29.055	817.523
16041990	Fish, whole or in pieces, but not minced other than hs code 16041110 to 16041930	31.300	451.593	369.403	4.625.810
16042030	Fish ball	17.011	167.306	59.401	584.370
16042040	Fish paste	-	540.360	-	1.657.490
16042091	Other prepared or preserved fish other than fish sausage, fish ball, fish paste, in airtight containers for retail sale	42.701	1.062.065	171.652	4.296.124
16042099	Other prepared or preserved fish other than fish sausage, fish ball, fish paste, not in airtight containers for retail sale	62.229	134.843	528.399	906.577
16043200	Caviar substitutes	-	12.200	-	935.834
16051011	Swimming crabs (crabs of the family portunidae), prepared or preserved, in airtight containers for retail sale	570.201	7.177.841	11.613.699	209.936.945
16051012	King crabs (crabs of the family lithodidae) prepared or preserved, in airtight containers for retail sale	-	128	-	3.598

Tabel 3 : Ekspor Indonesia menurut Komoditi (Kode HS 8 digit)

Desember 2022

Kode H S	Uraian golongan barang	Berat bersih (Kg)		Nilai F.O.B. (U S \$)	
		Bulan ini	Kumulatif	Bulan ini	Kumulatif
(1)	(2)	(3)	(4)	(5)	(6)
16051013	Snow crabs (crabs of the family oregoniidae) prepared or preserved, in airtight containers for retail sale	38.618	129.581	1.070.695	4.395.176
16051014	Crab other than swimming crabs, king crabs, and snow crabs, prepared or preserved, in airtight containers for retail sale	384.699	3.078.348	7.359.309	56.049.992
16051090	Crab, prepared or preserved, other than in airtight containers for retail sale	229.479	3.161.797	7.060.788	99.396.473
16052100	Shrimps and prawns, prepared or preserved, not in airtight container	3.659.043	51.549.673	31.235.759	496.273.268
16052920	Shrimp ball	648.711	6.816.038	4.155.025	45.051.823
16052930	Breaded shrimp	722.894	10.136.618	5.484.180	80.525.780
16052990	Shrimps and prawns, prepared or preserved, in airtight container, other than shrimp ball & breaded shrimp	81.924	2.229.825	731.916	26.197.233
16053000	Lobster, prepared or preserved	6.260	66.390	40.623	369.853
16054000	Crustacean, other than crab, shrimps, prawns, and lobsters, prepared or preserved	94.272	755.527	2.011.800	22.068.200
16055410	Cuttle fish and squid, prepared or preserved, in airtight containers for retail sale	150	7.810	158	10.092
16055490	Cuttle fish and squid, prepared or preserved, not in airtight containers for retail sale	56.259	779.944	457.910	6.853.910
16055500	Octopus, prepared or preserved	76.111	645.052	1.097.048	8.654.922
16055600	Clams, cockles and arkshells, prepared or preserved	155.696	2.063.001	485.529	6.532.242
16055790	Abalone, prepared or preserved, not in airtight containers for retail sale	5.847	148.196	140.142	3.597.611
16055800	Snails, other than sea snails, prepared and preserved	73.426	880.536	469.600	4.629.001
16055900	Mollusc, other than oysters, scallops, mussels, cuttle fish, squid, octopus, clams, cockles, arkshell, abalone, snail, prepared or preserved	12.174	191.372	37.610	711.470
16056100	Sea cucumbers, prepared or preserved	127.686	641.161	2.281.229	10.640.341
16056300	Jellyfish, prepared or preserved	45.000	125.034	127.500	330.827
16056900	Aquatic invertebrates, other than sea cucumbers, sea urchins, jellyfish, prepared or preserved	-	14.876	-	81.170
17011200	Beet sugar	-	4.934	-	6.716
17011400	Other cane sugar	46.360	643.360	29.710	458.543
17019100	Cane or beet sugars, chemically pure sucrose, in solid form, containing added flavouring or colouring matter	60	13.056	51	56.502
17019910	Refined sugar	27.642.254	401.440.201	17.004.494	246.519.273
17019990	Cane or beet sugar and chemically pure sucrose, in solid form, other than raw sugar not containing added flavouring or colouring matter, other than refined sugar	263.134	3.023.829	408.842	4.090.437
17021100	Lactose and lactose syrup, containing by weight 99 % or more lactose, expressed as anhydrous lactose, calculated on the dry matter	20.000	25.578	26.706	35.143
17021900	Lactose and lactose syrup, not containing by weight 99 % or more lactose, expressed as anhydrous lactose, calculated on the dry matter	61.124	836.619	42.138	417.670
17022000	Maple sugar and maple syrup	307	177.665	483	55.650
17023010	Glucose, not containing fructose or containing in the dry state less than 20 % by weight of fructose	303.000	1.562.223	255.892	1.319.523
17023020	Glucose syrup, not containing fructose or containing in the dry state less than 20 % by weight of fructose	20.411	5.312.556	12.691	5.660.746
17024000	Glucose & glucose syrup, containing in the dry state >= 20 % but < 50 % by weight of fructose, excluding invert sugar	3	981	2	1.437
17025000	Chemically pure fructose	-	3	-	4
17026010	Fructose, containing in the dry state more than 50 % by weight of fructose, excluding invert sugar	-	3	-	3
17026020	Fructose syrup, containing in the dry state more than 50 % by weight of fructose, excluding invert sugar	1.020	15.942.119	1.281	7.583.838
17029011	Chemically pure maltose	-	39	-	207
17029019	Maltose and maltose syrups, other than chemically pure maltose	42.316	2.678.665	33.917	1.995.604
17029020	Artificial honey, whether or not mixed with natural honey	5.403	91.101	28.423	250.494
17029030	Flavoured or coloured sugars (excl maltose)	127.541	702.345	268.404	1.779.876

Tabel 3 : Ekspor Indonesia menurut Komoditi (Kode HS 8 digit)

Desember 2022

Kode H S	Uraian golongan barang	Berat bersih (Kg)		Nilai F.O.B. (U S \$)	
		Bulan ini	Kumulatif	Bulan ini	Kumulatif
(1)	(2)	(3)	(4)	(5)	(6)
17029040	Caramel	30.766	33.040	47.813	55.631
17029051	Coconut sap sugar	189.604	917.354	378.853	1.929.070
17029059	Palm sugar other than coconut sap sugar	-	26.575	-	53.698
17029091	Sugar syrups	38.695	370.289	96.064	667.838
17029099	Other sugar, including invert sugar and other sugar and sugar syrup blends containing in the dry state 50 % by weight of fructose, other than HS code 17029011 to 17029091	1.508.513	29.690.566	2.674.121	49.196.171
17031010	Cane molasses, containing added flavouring or colouring matter	1.527	7.761	3.372	14.586
17031090	Cane molasses, not containing added flavouring or colouring matter	69.595.357	604.397.101	11.650.226	101.193.648
17039010	Molasses other than cane molasses, resulting from the extraction or refining of sugar, containing added flavouring or colouring matter	202	6.800	281	12.948
17039090	Molasses other than cane molasses, resulting from the extraction or refining of sugar, not containing added flavouring or colouring matter	80.965	801.006	332.493	3.333.348
17041000	Chewing gum, whether or not sugar-coated	116.044	1.853.026	344.497	6.542.114
17049010	Medicated pastilles and drops, not containing cocoa	7.349	141.620	85.720	1.011.713
17049020	White chocolate, not containing cocoa	74.594	1.242.141	291.459	4.557.665
17049091	Sugar confectionery other than chewing gum, medicated pastilles and drops, and white chocolate, not containing cocoa, soft, containing gelatin	877.135	11.832.097	3.772.247	47.559.605
17049099	Sugar confectionery other than chewing gum, medicated pastilles and drops, and white chocolate, not containing cocoa, other than soft, containing gelatin	2.588.806	32.500.313	7.597.988	90.832.747
18010010	Cocoa beans, whole or broken, raw or roasted, fermented	112.522	1.118.990	378.429	3.842.612
18010090	Cocoa beans, whole or broken, raw or roasted, not fermented	2.976.355	23.484.382	7.304.737	60.009.077
18020000	Cocoa shells, husks, skins and other cocoa waste	352.016	4.268.832	41.413	529.607
18031000	Cocoa paste, not defatted	755.916	11.381.715	3.992.089	61.182.079
18032000	Cocoa paste, wholly or partly defatted	5.507.008	49.232.966	14.363.933	122.005.120
18040000	Cocoa butter, fat and oil	13.838.458	153.965.223	54.396.590	636.335.808
18050000	Cocoa powder, not containing added sugar or other sweetening matter	11.227.257	112.511.436	31.278.893	301.259.053
18061000	Cocoa powder, containing added sugar or other sweetening matter	70.286	4.316.308	69.432	3.157.532
18062010	Chocolate confectionery in blocks, slabs or bars weighing more than 2 kg	713.574	7.474.643	2.102.716	19.205.869
18062090	Chocolate, liquid, paste, granular or other bulk form in containers or immediate packings, of a content exceeding 2 kg	146.317	1.885.513	463.224	5.090.759
18063100	Chocolate and other food preparations containing cocoa, filled, in blocks, slabs, bars, weight ≤ 2kg	24.156	528.106	162.457	3.793.331
18063200	Chocolate and other food preparations containing cocoa, not filled, in blocks, slabs, bars, weight ≤ 2kg	16.791	216.094	94.186	1.078.812
18069010	Chocolate confectionery in tablets or pastilles	28.191	1.179.974	169.857	7.132.620
18069030	Food preparations of flour, meal, starch or malt extract, containing 40 % or more but not exceeding 50 % by weight of cocoa calculated on a totally defatted basis	757	21.854	5.146	138.925
18069040	Food preparations of goods of headings 0401 to 0404, containing 5 % or more but not exceeding 10 % by weight of cocoa calculated on a totally defatted basis, specially prepared for infants or young children, not put up for retail sale	36	852	468	10.778
18069090	Chocolate and other food preparation containing cocoa, other than HS code 18061000 to 18069040	1.213.573	14.394.427	2.421.549	37.286.756
19011010	Preparations suitable for infants or young children, put up for retail sale, of malt extract	20.857	398.212	114.623	2.183.449
19011020	Preparations suitable for infants or young children, put up for retail sale, of goods of headings 0401 to 0404	341.280	9.223.563	1.496.398	40.854.764

Tabel 3 : Ekspor Indonesia menurut Komoditi (Kode HS 8 digit)

Desember 2022

Kode H S	Uraian golongan barang	Berat bersih (Kg)		Nilai F.O.B. (U S \$)	
		Bulan ini	Kumulatif	Bulan ini	Kumulatif
(1)	(2)	(3)	(4)	(5)	(6)
19011030	Preparations suitable for infants or young children, put up for retail sale, of soya-bean powder	600	311.561	5.818	1.225.696
19011092	Food preparations of flour, groats, meal, starch, for children age over 1 year but not exceeding 3 years, for retail sale, other than HS code 19011010 to 19011091	60	307	5.216	22.522
19011099	Food preparations of flour, groats, meal, starch, suitable for infants or young children, put up for retail sale, other than HS code 19011010 to 19011092	542.873	7.608.294	2.235.795	29.434.573
19012010	Mixes and doughs for the preparation of bakers' wares of heading 1905, of flour, groats, meal, starch or malt extract, not containing cocoa	283.206	3.159.421	465.799	5.806.392
19012020	Mixes and doughs for the preparation of bakers' wares of heading 1905, of flour, groats, meal, starch or malt extract, containing cocoa	100	186	338	736
19012030	Mixes and doughs for the preparation of bakers' wares of heading 1905, other than HS code 19012010 to 19012020, not containing cocoa	183.925	1.851.038	404.451	3.900.792
19012040	Mixes and doughs for the preparation of bakers' wares of heading 1905, other than HS code 19012010 to 19012020, containing cocoa	4.016	66.581	13.047	201.417
19019019	Food preparations suitable for infants or young children, not put up for retail sale, other than medical foods	26.035	165.516	124.198	482.106
19019020	Malt extract	61.554	597.586	513.620	5.265.142
19019031	Filled milk, of goods of heading 0401 to 0404	17.550	18.601	21.060	25.130
19019032	Food preparation of goods of of heading 0401 to 0404, containing cocoa powder, other than filled milk	-	40.796	-	48.295
19019039	Food preparation of goods of of heading 0401 to 0404, not containing cocoa powder, other than filled milk	134.353	1.717.703	531.665	6.697.733
19019041	Other soya-based preparations in powder form	706	9.196	4.694	47.277
19019049	Other soya-based preparations in other forms	5.713	67.961	31.253	271.519
19019091	Medical foods, preparations not suitable for infants or young childrens	-	28.266	-	53.396
19019099	Food preparations not suitable for infants or young childrens, other than medical food	1.029.031	15.925.062	2.265.608	37.355.598
19021100	Uncooked pasta, not stuffed or otherwise prepared, containing eggs	19.538	260.201	25.399	435.700
19021920	Rice vermicelli (including bee hoon), uncooked pasta, not stuffed or otherwise prepared, not containing eggs	9.418	120.457	8.773	128.888
19021930	Transparent vermicelli, uncooked pasta, not stuffed or otherwise prepared, not containing eggs	1.400	39.318	4.130	68.315
19021940	Other noodles, uncooked pasta, not stuffed or otherwise prepared, not containing eggs	362.407	4.126.038	216.358	4.602.444
19021990	Uncooked pasta, not stuffed or otherwise prepared, not containing eggs, other than HS code 19021920 to 19021940	1.702.006	23.823.475	2.150.269	28.096.595
19022010	Stuffed pasta with meat or meat offal, whether or not cooked or otherwise prepared	-	278	-	1.265
19022030	Stuffed pasta with fish, crustaceans or molluscs, whether or not cooked or otherwise prepared	-	4.057	-	27.779
19022090	Stuffed pasta whether or not cooked or otherwise prepared, other than stuffed with meat or meat offal, fish, crustaceans or molluscs	5.653	65.675	10.698	211.013
19023020	Rice vermicelli (including bee hoon), cooked or otherwise prepared, other than stuffed	18.707	196.960	39.579	393.942
19023030	Transparent vermicelli, cooked or otherwise prepared, other than stuffed	27.845	232.466	80.451	530.865
19023040	Instant noodles, whether or not cooked or otherwise prepared, other than stuffed	11.446.140	144.019.401	23.393.644	274.908.967
19023090	Cooked pasta, not stuffed, other than rice vermicelli, transparent vermicelli, instant noodles	826.101	10.133.030	2.857.462	37.348.214
19024000	Couscous	-	1.683	-	1.962
19030000	Tapioca and substitutes therefor prepared from starch, in the form of flakes, grains, pearls, siftings or in similar forms	430.684	2.329.816	538.536	5.473.322

Tabel 3 : Ekspor Indonesia menurut Komoditi (Kode HS 8 digit)

Desember 2022

Kode H S	Uraian golongan barang	Berat bersih (Kg)		Nilai F.O.B. (U S \$)	
		Bulan ini	Kumulatif	Bulan ini	Kumulatif
(1)	(2)	(3)	(4)	(5)	(6)
19041010	Prepared food obtained by the swelling or roasting of cereals or cereal products, containing cocoa	132	66.676	574	247.875
19041090	Prepared food obtained by the swelling or roasting of cereals or cereal products, not containing cocoa	84.140	1.517.380	420.031	7.003.685
19042010	Prepared foods obtained from unroasted cereal flakes	13.532	194.217	63.646	792.626
19042090	Prepared foods obtained from mixtures of unroasted cereal flakes and roasted cereal flakes or swelled cereals	126.576	3.729.504	287.904	6.527.885
19043000	Bulgur wheat	-	1.936	-	7.050
19049010	Rice preparations, including pre-cooked rice	2.493	101.415	834	188.847
19049090	Cereals (other than maize (corn)), in grain form or in the form of flakes or other worked grains (except flour, groats and meal), pre-cooked or otherwise prepared, not elsewhere specified or included	286.134	4.078.979	711.668	10.595.799
19051000	Crispbread, whether or not containing cocoa	129.214	1.689.793	195.129	2.737.015
19052000	Gingerbread and the like, whether or not containing cocoa	-	144.705	-	280.762
19053110	Sweet biscuits, not containing cocoa	7.671.968	73.313.687	20.958.970	224.303.145
19053120	Sweet biscuits, containing cocoa	6.067.431	68.906.079	14.206.498	158.115.555
19053210	Waffles	283.083	4.703.992	1.184.027	16.785.244
19053220	Wafers	9.136.274	166.557.847	24.072.823	409.331.602
19054010	Rusks, toasted bread and similar toasted products, not containing added sugar, honey, eggs, fats, cheese or fruit	84	2.407	576	2.302
19054090	Rusk, toasted bread & similar toasted product, containing added sugar, honey, eggs, fats, cheese or fruit	137.371	842.932	210.886	1.817.008
19059010	Unsweetened teething biscuits	880.401	13.084.014	2.106.664	31.636.584
19059020	Unsweetened biscuits, other than teething biscuits	97.329	1.222.160	154.640	2.259.421
19059030	Cakes	61.602	803.745	210.610	2.549.902
19059040	Pastries	122.919	823.159	264.481	1.782.248
19059050	Flourless bakers' wares	1.900	15.287	1.965	26.494
19059070	Communion wafers, sealing wafers, rice paper and similar products	39	9.479	62	52.599
19059080	Other crisp savoury food products	631.026	4.410.729	1.278.085	11.371.223
19059090	Bread,pastry,cakes,biscuits&oth bakers' wares, w.o.n containing cocoa, communion wafers,empty cachets suitable for pharmaceutical use,sealing wafers, rice paper&similar products, nec in head 1905	1.349.397	14.926.564	2.871.852	33.037.174
20011000	Cucumbers and gherkins, prepared or preserved by vinegar or acetic acid	-	15.196	-	25.672
20019090	Vegetables, fruit, nuts and other edible parts of plants other than cucumbers and gherkins, onions, prepared or preserved by vinegar or acetic acid	347	67.363	1.678	198.861
20021000	Tomatoes, whole or pieces, prepared or preserved otherwise than by vinegar or acetic acid	-	1.401	-	972
20029010	Tomato paste	12.240	24.285	11.783	45.364
20031000	Mushrooms of the genus agaricus, prepared or preserved othwise than by vinegar or acetic acid	411.821	2.646.044	781.901	4.670.276
20039010	Tuffles, prepared or preserved othwise than by vinegar or acetic acid	-	1	-	1
20039090	Mushrooms other than mushrooms of the genus agaricus, prepared or preserved othwise than by vinegar or acetic acid	5.508	37.281	27.999	124.526
20041000	Potatoes, prepared or preserved otherwise than by vinegar or acetic acid, frozen, other than products of heading 2006	-	1.764	-	17.763
20049010	Other vegetables and mixtures of vegetables, prepared or preserved otherwise than by vinegar or acetic acid, frozen, other than products of heading 2006, suitable for infants or young children	2.194	16.313	6.243	35.993
20049090	Other vegetables and mixtures of vegetables, prepared or preserved otherwise than by vinegar or acetic acid, frozen, other than products of heading 2006, not suitable for infants or young children	102.930	1.150.622	227.323	3.117.513
20051030	Homogenised vegetables, prepared or preserved otherwise than by vinegar or acetic acid, not frozen, other than products of heading 2006, suitable for dietetic purposes	-	4	-	48

Tabel 3 : Ekspor Indonesia menurut Komoditi (Kode HS 8 digit)

Desember 2022

Kode H S	Uraian golongan barang	Berat bersih (Kg)		Nilai F.O.B. (U S \$)	
		Bulan ini	Kumulatif	Bulan ini	Kumulatif
(1)	(2)	(3)	(4)	(5)	(6)
20052011	Potatoes, prepared or preserved otherwise than by vinegar or acetic acid, not frozen, other than products of heading 2006, in sticks form, in airtight containers for retail sale	3.590	303.404	20.240	1.711.598
20052019	Potatoes, prepared or preserved otherwise than by vinegar or acetic acid, not frozen, other than products of heading 2006, in sticks form, not in airtight containers for retail sale	-	6.051	-	20.520
20052099	Potatoes, prepared or preserved otherwise than by vinegar or acetic acid, not frozen, other than products of heading 2006, not in sticks form, not in airtight containers for retail sale	1.082	161.539	8.692	624.121
20054000	Peas (pisum sativum), prepared or preserved otherwise than by vinegar or acetic acid, not frozen, other than products of heading 20.06	-	720	-	4.505
20055100	Beans,shelled, prepared or preserved otherwise than by vinegar or acetic acid, not frozen,other than products of heading 20.06	-	13.545	-	40.767
20055910	Beans, not shelled, prepared or preserved otherwise than by vinegar or acetic acid, not frozen,other than products of heading 2006, in airtight containers for retail sale	1	8.671	1	11.298
20055990	Beans, not shelled, prepared or preserved otherwise than by vinegar or acetic acid, not frozen,other than products of heading 2006, not in airtight containers for retail sale	286	6.117	1.121	19.193
20057000	Olives, prepared or preserved otherwise than by vinegar or acetic acid, not frozen, other than products of heading 2006	120	120	588	588
20058000	Sweet corn (zea mays var saccharata), prepared or preserved otherwise than by vinegar or acetic acid, not frozen, other than products of heading 2006	-	1.507	-	315
20059100	Bamboo shoots, prepared or preserved otherwise than by vinegar or acetic acid, not frozen, other than products of heading 2006	-	1.926	-	12.192
20059910	Other vegetables and mixtures of vegetables, prepared or preserved otherwise than by vinegar or acetic acid, not frozen, other than products of heading 2006, in airtight containers for retail sale	1.325	3.096	1.009	4.994
20059990	Other vegetables and mixtures of vegetables, prepared or preserved otherwise than by vinegar or acetic acid, not frozen, other than products of heading 2006, not in airtight containers for retail sale	313.413	2.773.076	377.548	3.330.135
20060000	Vegetables, fruit, nuts, fruit-peel and other parts of plants, preserved by sugar (drained, glace or crystallised)	14.263	66.419	28.562	76.199
20071000	Jams, fruit jellies, marmalades, fruit or nut purée and fruit or nut pastes, obtained by cooking, whether or not containing added sugar or other sweetening matter, homogenised preparations	41.420	314.400	76.034	528.173
20079100	Jams, fruit jellies, marmalades, fruit or nut purée and fruit or nut pastes, obtained by cooking, w.o.n containing added sugar or other sweetening matter, not homogenised preparations, citrus fruit	-	68.898	-	33.337
20079910	Fruit pastes other than of mangoes, pineapples or strawberries	274	104.368	2.762	466.751
20079920	Jams and fruit jellies	1.562	166.137	4.359	93.647
20079990	Fruit pastes of mangoes, pineapples,strawberries,marmalades, fruit or /nut purée and fruit/nut pastes, obtained by cooking, w.o.n cont added sugar/other sweetening matter, not homogenised preparations	397.716	4.113.049	1.520.280	14.476.470
20081110	Ground nuts, roasted	137.211	1.452.303	522.656	5.236.544
20081120	Peanut butter	14.063	331.436	40.688	938.644
20081190	Ground nuts, otherwise prepared or preserved whether or not containing added sugar or other sweetening matter or spirit, other than roasted and peanut butter	117.558	1.163.534	403.629	4.329.255

Tabel 3 : Ekspor Indonesia menurut Komoditi (Kode HS 8 digit)

Desember 2022

Kode H S	Uraian golongan barang	Berat bersih (Kg)		Nilai F.O.B. (U S \$)	
		Bulan ini	Kumulatif	Bulan ini	Kumulatif
(1)	(2)	(3)	(4)	(5)	(6)
20081910	Cashew nut, including mixture, otherwise prepared or preserved whether or not containing added sugar or other sweetening matter or spirit	4.146	402.901	48.034	1.564.062
20081991	Nuts, ground-nuts and other seeds, other than ground nut&cashew nut, w.o.n mixed together, w.o.n containing added sugar/other sweetening matter or spirit, not elsewhere specified/included, roasted	26.585	101.291	62.528	254.889
20081999	Nuts, ground-nuts and other seeds, other than ground nut&cashew nut, w.o.n mixed together, w.o.n containing added sugar/other sweetening matter or spirit, not elsewhere specified/included, not roasted	61.518	1.137.688	144.075	2.233.052
20082010	Pineapples, otherwise prepared or preserved, whether or not containing added sugar or other sweetening matter or spirit, not elsewhere specified or included, in airtight containers for retail sale	-	1.060	-	4.121
20082090	Pineapples, otherwise prepared or preserved, whether or not containing added sugar or other sweetening matter or spirit, not elsewhere specified or included, not in airtight containers for retail sale	14.657.193	224.177.783	18.196.668	275.461.037
20083010	Citrus fruits, otherwise prepared or preserved, containing added sugar or other sweetening matter or spirit	-	161	-	252
20083090	Citrus fruits, otherwise prepared or preserved, not containing added sugar or other sweetening matter or spirit	170	2.630	292	9.470
20086010	Cherries, otherwise prepared or preserved, containing added sugar or other sweetening matter or spirit	-	703	-	3.822
20086090	Cherries, otherwise prepared or preserved, not containing added sugar or other sweetening matter or spirit	18	305	199	10.244
20088000	Strawberries, otherwise prepared or preserved whether or not contain sugar or sweetening matter or spirit	-	721	-	3.501
20089100	Palm hearts, otherwise prepared or preserved whether or not contain sugar or sweetening matter	-	77	-	176
20089310	Cranberries (vaccinium macrocarpon, vaccinium oxycoccos), lingonberries (vaccinium vitis-idaea), otherwise prepared/preserved, containing added sugar or other sweetening matter or spirit	3	7	95	102
20089710	Mixtures of stems, roots and other edible parts of plants,not including fruitsor nuts whether or not containing added sugar or other sweetening matter or spirit	11.506	109.382	15.567	157.037
20089720	Mixtures fruit and nuts other than those of subheading 200819, containing added sugar or other sweetening matter or spirit	928.258	8.866.405	1.136.297	10.560.120
20089920	Longans, otherwise prepared or preserved, whether or not containing added sugar or other sweetening matter or spirit	56	83	197	211
20089930	Stems, roots and other edible part of plant,not including fruit or nut, otherwise prepared or preserved whether or not contain sugar or sweetening matter	34.200	595.642	22.322	425.951
20089940	Fruit, nuts and other edible parts of plants other than HS code 20089100 to 20089930, otherwise prepared or preserved, not elsewhere specified or included, containing sugar or sweetening matter	18.144	310.983	19.302	360.067
20089990	Fruit, nuts and other edible parts of plants other than HS code 20089100 to 20089930, otherwise prepared or preserved, not elsewhere specified or included, not containing sugar or sweetening matter	1.297.908	14.490.918	2.122.152	24.075.349
20091100	Orange juice, frozen	-	115	-	425
20091200	Orange juice, not frozen, of a brix value not exceeding 20	-	6.000	-	12.060
20091900	Orange juice, not frozen, of a brix value exceeding 20	4.435	699.493	8.175	597.972
20092900	Grapefruit (including pomelo) juice, of a brix value exceeding 20	-	53.878	-	158.995
20093100	Juice of any other single citrus fruit, of a brix value not exceeding 20	50.040	135.715	97.578	232.151

Tabel 3 : Ekspor Indonesia menurut Komoditi (Kode HS 8 digit)

Desember 2022

Kode H S	Uraian golongan barang	Berat bersih (Kg)		Nilai F.O.B. (U S \$)	
		Bulan ini	Kumulatif	Bulan ini	Kumulatif
		(1)	(2)	(3)	(4)
20093900	Juice of any other single citrus fruit, of a brix value exceeding 20	10	9.822	10	40.207
20094100	Pineapple juice, of a brix value not exceeding 20	-	151.200	-	67.199
20094900	Pineapple juice, of a brix value exceeding 21	1.781.244	26.344.005	3.988.071	52.893.376
20096900	Grape juice (including grape must), of a brix value exceeding 30	44	4.700	44	11.588
20097900	Apple juice, of a brix value exceeding 20	-	65.996	-	135.674
20098920	Coconut water	153.775	1.792.052	89.901	950.025
20098930	Coconut water concentrate	492.520	3.949.177	1.385.987	11.456.637
20098940	Mango juice concentrate	-	1.342	-	1.487
20098991	Juice of any other single fruit, nut or vegetable, other than HS code 20098110 to 20098940, suitable for infants or young children	369	446	320	728
20098999	Juice of any other single fruit, nut or vegetable, other than HS code 20098110 to 20098940, not suitable for infants or young children	653.360	4.248.069	395.798	4.833.453
20099091	Mixtures of juices, not suitable for infants or young children, ready for immediate consumption	33.284	433.321	82.271	1.378.200
20099099	Mixtures of juices, not suitable for infants or young children, not ready for immediate consumption	21.614	249.254	28.214	749.143
21011111	Instant coffee, in packings of a net weight not less than 20 kg	929.032	49.123.819	3.454.037	150.585.033
21011119	Instant coffee, in packings of a net weight more than 20 kg	225.671	16.480.596	1.109.589	51.612.140
21011190	Extracts, essences and concentrates of coffee, other than instant coffee	206.116	2.145.647	926.402	10.139.308
21011210	Mixtures in paste form with a basis of ground roasted coffee, containing vegetable fats	5.013	505.220	11.614	1.537.628
21011291	Coffee preparation with a basis of extracts, essences or concentrate containing added sugar, whether or not containing creamer	14.539.818	115.078.337	41.942.947	343.265.590
21011292	Coffee preparation with a basis of ground roasted coffee containing added sugar, whether or not containing creamer	37.669	136.870	111.534	348.213
21011299	Preparations with a basis of extracts, essences or concentrates or with a basis of coffee, other than HS code 21011210 to 21011292	1.432.844	8.572.140	4.104.160	24.337.725
21012020	Tea extracts for the manufacture of tea preparations, in powder form	6.378	49.836	17.918	222.360
21012030	Preparations of tea consisting of a mixture of tea, milk powder and sugar	32.287	1.175.758	69.869	2.481.824
21012090	Extracts, essences and concentrates, of tea or maté, and preparations with a basis of these extracts, essences or concentrates or with a basis of tea or maté, other than HS code 21012020 to 21012030	116.448	3.005.320	390.891	3.845.320
21013000	Roasted chicory and oth roasted coffee substitutes, and extracts, essences and concentrates thereof	460	181.440	4.159	157.265
21021000	Active yeasts	3.944	24.319	2.990	81.508
21022010	Inactive yeasts, other single-cell micro-organisms, dead, of a kind used in animal feeding	772.501	11.325.502	306.208	4.141.865
21022090	Inactive yeasts, other single-cell micro-organisms, dead, of a kind not used in animal feeding	121.500	614.537	58.193	357.447
21023000	Prepared baking powders	5.905	159.438	31.107	532.504
21031000	Soya sauce	2.046.098	15.696.689	3.042.113	23.449.449
21032000	Tomato ketchup and oth tomato sauces	44.226	1.479.092	23.607	1.802.056
21033000	Mustard flour and meal and prepared mustard	56.995	166.999	96.966	381.875
21039011	Chilli sauce	790.172	7.964.311	2.034.237	14.998.224
21039013	Sauces other than chilli sauce or fish sauce	112.449	2.646.871	370.259	8.732.908
21039019	Sauces and preparations therefor, other than HS code 21039011 to 21039013	4.149.980	48.673.832	16.892.016	176.959.001
21039021	Shrimp paste including belachan (blachan)	114.044	2.424.156	315.874	2.836.044
21039029	Mixed condiments and mixed seasonings, other than shrimp paste	194.556	2.193.474	634.050	9.120.311
21041019	Soups and broths and preparations therefor, containing meat, not suitable for infants or young children	378	34.575	1.143	109.054

Tabel 3 : Ekspor Indonesia menurut Komoditi (Kode HS 8 digit)

Desember 2022

Kode H S	Uraian golongan barang	Berat bersih (Kg)		Nilai F.O.B. (U S \$)	
		Bulan ini	Kumulatif	Bulan ini	Kumulatif
(1)	(2)	(3)	(4)	(5)	(6)
21041099	Soups and broths and preparations therefor, not containing meat, not suitable for infants or young children	15.881	350.424	43.101	1.163.110
21042011	Homogenised composite food preparation, containing meat, suitable for infants or young children	-	475	-	2.720
21042019	Homogenised composite food preparation, containing meat, not suitable for infants or young children	4	876.457	6	794.927
21042091	Homogenised composite food preparation, not containing meat, suitable for infants or young children	-	18	-	200
21042099	Homogenised composite food preparation, not containing meat, not suitable for infants or young children	1.507	33.761	6.591	85.737
21050000	Ice cream and other edible ice, whether or not containing cocoa	2.705.591	34.468.387	5.353.482	66.782.133
21061000	Protein concentrates and textured protein substances	7.116	44.651	85.791	305.895
21069011	Dried bean curd and dried bean curd stick	370	159.087	2.592	484.411
21069012	Fresh soybean curd (tofu)	5.298	7.510	8.616	15.983
21069019	Beancurd, other than dried bean curd, dried bean curd stick, fresh soybean curd (tofu)	107.769	440.751	198.386	745.461
21069020	Powdered alcohol	-	2.245	-	7.416
21069030	Non-dairy creamer	2.669.927	42.015.702	5.265.800	82.008.483
21069041	Autolysed yeast extracts, in powder form	2.197	61.444	13.633	344.013
21069049	Autolysed yeast extracts, other than in powder form	88.198	4.531.497	161.505	5.216.851
21069053	Non-alcoholic preparations of a kind used for the making or for the manufacture of beverages, ginseng based products	150	41.098	115	110.303
21069054	Non-alcoholic preparations of a kind used for the making or for the manufacture of beverages, other preparations of a kind used as raw material for the manufacture of composite concentrates	1.718.550	14.751.476	2.768.138	22.434.547
21069055	Non-alcoholic preparations of a kind used for the making or for the manufacture of beverages, composite concentrates for simple dilution with water to make beverages	4.452.981	51.250.998	8.759.462	96.324.065
21069059	Non-alcoholic preparations of a kind used for the making or for the manufacture of beverages, other than HS code 21069053 to 21069055	231.052	3.241.970	796.740	12.341.356
21069062	Preparations of a kind used as raw material for the manufacture of alcoholic beverage, in other form	-	38.217	-	153.631
21069067	Alcoholic preparations, of a kind used for the manufacture of alcoholic beverages, in other forms	-	6	-	3
21069069	Alcoholic preparations of a kind used for the making or for the manufacture of beverages, other than HS code 21069061-21069067	33	6.393	309	7.243
21069071	Food supplements based on ginseng	382	9.820	1	29.013
21069072	Food supplements, other than based on ginseng	194.101	5.498.270	2.185.749	64.883.978
21069081	Food preparations for lactase deficient infants or young children	7.864	47.568	47.191	289.885
21069089	Food preparations for use by infants or young children, other than preparations for lactase deficient infants or young children	6.027	79.516	25.287	345.295
21069091	Food preparation, mixtures of chemicals with foodstuffs or other substances with nutritive value, of a kind used for food processing	87.694	1.927.281	259.721	6.261.471
21069092	Flavoured or coloured syrups	230.949	2.012.968	152.217	2.306.569
21069093	Coconut milk, whether or not powdered	13.071.331	97.089.745	20.300.094	156.046.509
21069095	Seri kaya	300	7.380	942	32.339
21069096	Other medical foods	26.312	782.374	324.845	8.241.260
21069097	Tempeh	51.026	533.970	173.058	1.615.399
21069098	Other flavouring preparations	352.994	6.046.349	3.940.038	53.967.308
21069099	Food preparations not elsewhere specified or included, other than HS code 21061000 to 21069098	5.021.346	100.175.908	9.043.021	169.212.615
22011010	Mineral waters	6.415.935	123.143.246	809.272	13.707.413
22011020	Aerated waters	2	169.726	3	180.964

Tabel 3 : Ekspor Indonesia menurut Komoditi (Kode HS 8 digit)

Desember 2022

Kode H S	Uraian golongan barang	Berat bersih (Kg)		Nilai F.O.B. (U S \$)	
		Bulan ini	Kumulatif	Bulan ini	Kumulatif
(1)	(2)	(3)	(4)	(5)	(6)
22019090	Waters, not containing added sugar or other sweetening matter nor flavoured, other than mineral waters, aerated waters, ice and snow	198.257	2.017.468	74.160	974.622
22021020	Energy drink whether or not aerated	400.256	1.938.647	294.189	1.347.447
22021030	Other sparkling mineral waters or aerated waters, flavoured	3.771.914	14.034.213	2.128.319	9.010.131
22021090	Waters, containing added sugar or other sweetening matter or flavoured, other than HS code 22021020 to 22021030	1.640.567	29.886.872	1.086.254	21.036.574
22029100	Non-alcoholic beer	194	6.515	222	37.258
22029910	Flavoured uht milk based drinks	163.652	2.510.254	232.491	3.108.476
22029920	Soya milk drinks	-	9.730	-	7.027
22029930	Coconut water based drinks	458.432	5.113.064	378.094	4.014.072
22029940	Coffee based drinks or coffee flavoured drinks	952.543	11.231.027	909.032	9.416.940
22029950	Non-aerated beverages ready for immediate consumption without dilution, other than hs 2202.91.00-2202.99.40	5.087.727	58.501.499	2.338.828	29.467.916
22029990	Other non-alcoholic beverages, not including fruit, nut or vegetable juices of heading 2009	855.125	10.575.994	730.053	20.624.436
22030011	Stout or porter, of an alcoholic strength by volume not exceeding 5.8 % vol	-	4.522	-	12.460
22030019	Stout or porter, of an alcoholic strength by volume exceeding 5.8 % vol	-	544.081	-	646.381
22030091	Beer made from malt other than stout or porter, including ale, of an alcoholic strength by volume not exceeding 5.8 % vol	27.720	256.430	12.483	123.466
22030099	Beer made from malt other than stout or porter, including ale, of an alcoholic strength by volume exceeding 5.8 % vol	360.870	8.302.290	289.158	6.436.656
22041000	Sparkling wine	794	17.779	12.654	153.315
22042111	Wine, of an alcoholic strength by volume not exceeding 15 % vol, in container holding 2 l or less	-	335	-	8.287
22042113	Wine, of an alcoholic strength by volume exceeding 15% vol but not exceeding 23% vol, in container holding 2 l or less	-	80	-	743
22042121	Grape must with fermentation prevented or arrested by the addition, of an alcoholic strength by volume not exceeding 15 % vol, in containers holding 2 l or less	-	0	-	10
22042122	Grape must with fermentation prevented or arrested by the addition, of an alcoholic strength by volume exceeding 15 % vol, in containers holding 2 l or less	-	57	-	440
22042211	Wine, of an alcoholic strength by volume not exceeding 15 % vol, in containers holding more than 2 l but not more than 10 l	-	6	-	15
22042213	Wine, of an alcoholic strength by volume exceeding 15% vol but not exceeding 23% vol, in containers holding more than 2 l but not more than 10 l	-	355	-	520
22042911	Wine, of an alcoholic strength by volume not exceeding 15 % vol, in containers holding more than 10 l	-	301	-	1.493
22042922	Grape must with fermentation prevented or arrested by the addition, of an alcoholic strength by volume exceeding 15 % vol, in container holding >10 l	-	2.700	-	13.025
22043010	Grape must other than fermentation prevented or arrested by the addition of alcohol, of an alcoholic strength by volume not exceeding 15 % vol	1.298	1.552	24.034	25.094
22060010	Cider or perry	-	79.242	-	76.586
22060039	Coconut palm toddy, other than in container holding 2 l or less	9	814	8	3.882
22060050	Mead	3	245	5	385
22060060	Wines obtained by the fermentation of vegetables juices or of fruit juices, other than juice of fresh grapes	-	0	-	10
22060099	Other fermented beverages, mixtures of fermented beverages and mixtures of fermented beverages and non-alcoholic beverages, not elsewhere specified or included, other than HS code 22060010 to 22010091	65	159	23	638
22071000	Undenatured ethyl alcohol of an alcoholic strength by volume of 80 % vol or higher	7.367.173	60.528.646	7.959.094	66.849.962

Tabel 3 : Ekspor Indonesia menurut Komoditi (Kode HS 8 digit)

Desember 2022

Kode H S	Uraian golongan barang	Berat bersih (Kg)		Nilai F.O.B. (U S \$)	
		Bulan ini	Kumulatif	Bulan ini	Kumulatif
(1)	(2)	(3)	(4)	(5)	(6)
22072011	Denatured ethyl alcohol of an alcoholic strength by volume exceeding 99 % vol	-	28.779	-	54.366
22072019	Denatured ethyl alcohol of an alcoholic strength by volume not exceeding 99 % vol	26.240	325.860	42.906	494.188
22072090	Ethyl alcohol and other spirits, denatured, of any strength, other than denatured ethyl alcohol including methylated spirits	14	81.310	30	129.835
22082090	Spirits obtained by distilling grape wine or grape marc, other than brandy	80.960	263.123	192.041	749.251
22083010	Whiskies, in containers holding more than 5 l	-	99	-	202
22083090	Whiskies, other than in containers holding more than 5 l	2.300	2.375	36.902	37.076
22084000	Rum and other spirits obtained by distilling fermented sugar- cane products	117	128	1.229	1.244
22085000	Gin and geneva	25	415	711	3.398
22086000	Vodka	22	536	38	3.670
22087010	Liqueurs and cordials, of an alcoholic strength by volume not exceeding 57 % vol	-	94.582	-	407.857
22089010	Medicated samsu of an alcoholic strength by volume not exceeding 40 % vol	-	44	-	367
22089040	Other samsu other than medicated samsu of an alcoholic strength by volume exceeding 40% vol	-	4	-	28
22089050	Arrack or pineapple spirit of an alcoholic strength by volume not exceeding 40 % vol	-	1.933	-	11.458
22089060	Arrack or pineapple spirit of an alcoholic strength by volume exceeding 40 % vol	-	5	-	31
22089080	Bitters and similar beverages of an alcoholic strength exceeding 57 % vol	-	5	-	5
22089099	Undenatured ethyl alcohol of an alcoholic strength by volume of less than 80 % vol other than HS code 22082050 to 22089091, other than of an alcoholic strength by volume not exceeding 114 % vol	50.839	254.306	179.318	897.559
22090000	Vinegar and substitutes for vinegar obtained from acetic acid	18.342	139.512	26.426	104.513
23011000	Flours, meals and pellets, of meat or meat offal, greaves	1	73	1	123
23012010	Flours, meals and pellets of fish, with a protein content of less than 60% by weight	235.003	2.446.942	217.623	2.352.402
23012020	Flours, meals and pellets of fish, with a protein content of 60% or more by weight	907.057	8.286.210	1.050.582	9.202.144
23012090	Flours, meals and pellets, of crustaceans or molluscs or other aquatic invertebrates	375.006	3.665.602	313.594	2.720.030
23021000	Bran, sharps and other residues, whether or not in the form of pellets, derived from the sifting, milling or other working, of maize (corn)	825.780	11.255.920	154.310	2.041.789
23023010	Bran and pollard, whether or not in the form of pellets, derived from the sifting, milling or other working of wheat	66.478.620	643.665.337	19.419.360	169.577.734
23023090	Sharps and other residues, whether or not in the form of pellets, derived from the sifting, milling or other working of wheat, other than bran and pollard	11.978.000	143.922.543	3.592.289	39.429.252
23024010	Sharps and other residues, of rice, whether or not in the form of pellets, derived from the sifting, milling or other working	-	247.952	-	86.617
23024090	Sharps and other residues of other cereal other than of rice, whether or not in the form of pellet, derived from the sifting, milling or other working of cereal	43.250	723.340	18.865	271.862
23025000	Sharps and other residues, whether or not in the form of pellet, derived from the sifting, milling or other working of leguminous plants	-	3.000	-	4.200
23031010	Residues of starch manufacture and similar residues, of manioc (cassava) or sago	-	92.574	-	21.994
23031090	Residues of starch manufacture and similar residues, other than of manioc (cassava) or sago	373.001	6.882.306	115.790	2.257.945
23032000	Beet-pulp, bagasse and other waste of sugar manufacture	181.200	5.609.903	53.707	1.361.709
23033000	Brewing or distilling dregs and waste	-	0	-	0

Tabel 3 : Ekspor Indonesia menurut Komoditi (Kode HS 8 digit)

Desember 2022

Kode H S	Uraian golongan barang	Berat bersih (Kg)		Nilai F.O.B. (U S \$)	
		Bulan ini	Kumulatif	Bulan ini	Kumulatif
(1)	(2)	(3)	(4)	(5)	(6)
23040090	Oil-cake and other solid residues, whether or not ground or in the form of pellets, resulting from the extraction of soya- bean oil, other than defatted soya-bean flour and soya-bean meal	-	2.664	-	2.743
23050000	Oil-cake and other solid residues, whether or not ground or in the form of pellets, resulting from the extraction of ground-nut oil	-	5.400	-	8.910
23061000	Oil-cake and other solid residues, of cotton seeds, whether/not ground/in the form of pellets, resulting from the extraction of vegetable/microbial fats/oils, other than those of heading 2304 or 2305	156.000	827.040	76.510	396.579
23063000	Oil-cake and oth solid residues, of sunflower seeds, whether/not ground/in the form of pellets, resulting from the extraction of vegetable/microbial fats/oils, oth than those of heading 2304 or 2305	-	922	-	2.851
23064920	Oil-cake & oth solid residues, of other colza seeds, w.o.n ground/in the form of pellets, resulting from the extraction of vegetable/microbial fats/oils, oth than those of heading 2304 / 2305	-	40.000	-	16.434
23065000	Oil-cake and oth solid residues, of coconut or copra, whether/not ground/in the form of pellets, resulting from the extraction of vegetable/microbial fats/oils, oth than those of heading 2304 or 2305	25.883.141	317.823.939	5.094.796	60.850.886
23066010	Oil-cake & oth solid residues, of palm nuts or kernels, resulting from the extraction of vegetable/microbial fats/oils, oth than those of heading 2304 / 2305, ground or in the form of pellets	203.543.040	2.427.405.332	32.700.073	415.637.462
23066090	Oil-cake & oth solid residues, of palm nuts or kernels, resulting from the extraction of vegetable/microbial fats/oils, oth than those of heading 2304 / 2305, other than ground/in the form of pellets	287.140.507	3.036.298.416	51.241.506	651.815.901
23069010	Oil-cake & oth solid residues, of maize(corn) germ, w.o.n ground/in the form of pellets, resulting from the extraction of vegetable/microbial fats/oils, oth than those of heading 2304 / 2305	593.492	9.033.400	94.041	1.479.056
23069090	Oil-cake & oth solid residues, w.o.n ground/in the form of pellets, resulting from the extraction of vegetable/microbial fats/oils, oth than those of heading 2304 / 2305, other than HS code 23061000 to 23069010	131.576.678	1.225.671.454	100.017.103	1.109.120.681
23080000	Vegetable materials and waste,vegetable residues, whether or not in pellets form, used in animal feeding, not else specified	1.287.031	44.712.968	705.167	13.770.100
23091010	Dog or cat food, put up for retail sale, containing meat	38	206	290	2.605
23091090	Dog or cat food, put up for retail sale, not containing meat	189.876	2.876.954	279.049	4.341.148
23099011	Complete feed of a kind suitable for poultry	568.496	6.109.936	739.897	5.884.409
23099012	Complete feed of a kind suitable for swine	8.018.508	91.772.094	6.874.408	88.048.962
23099013	Complete feed of a kind suitable for prawns	-	40.750	-	68.487
23099014	Complete feed of a kind suitable for primates	-	249	-	4.970
23099019	Complete feed of a kind suitable for animal other than poultry,swine,prawns,primates	142	456.646	293	427.183
23099020	Premixes, feed supplements or feed additives	800.037	5.254.405	693.107	5.099.203
23099090	Preparations of a kind used in animal feeding, other than HS code 23091010 to 23099020	243.345	5.115.616	269.360	5.517.976
24011010	Tobacco, not stemmed/stripped, virginia type, flue-cured	19.800	99.041	84.744	422.549
24011020	Tobacco, not stemmed/stripped, virginia type, other than flue-cured	-	9.464	-	20.826
24011040	Tobacco, not stemmed/stripped, burley type	-	1.076	-	2.029
24011050	Tobacco, not stemmed/stripped, flue-cured, other than virginia and burley type	163.741	2.193.911	611.022	15.952.095
24011090	Tobacco, not stemmed/stripped, other than flue-cured, virginia and burley type	846.425	9.761.082	4.051.622	75.360.450

Tabel 3 : Ekspor Indonesia menurut Komoditi (Kode HS 8 digit)

Desember 2022

Kode H S	Uraian golongan barang	Berat bersih (Kg)		Nilai F.O.B. (U S \$)	
		Bulan ini	Kumulatif	Bulan ini	Kumulatif
(1)	(2)	(3)	(4)	(5)	(6)
24012010	Tobacco, partly or wholly stemmed/stripped, virginia type, flue-cured	277.202	6.534.050	1.636.678	34.382.123
24012020	Tobacco, partly or wholly stemmed/stripped, virginia type, other than flue-cured	-	1.000	-	5.450
24012030	Tobacco, partly or wholly stemmed/stripped, oriental type	-	283.694	-	838.844
24012040	Tobacco, partly or wholly stemmed/stripped, burley type	-	837.212	-	3.008.566
24012050	Tobacco, partly or wholly stemmed/stripped, flue-cured, other than virginia, oriental, and burley type	229.680	3.248.721	1.085.368	31.920.301
24012090	Tobacco, partly or wholly stemmed/stripped, other than flue-cured, virginia, oriental, and burley type	1.246.345	16.493.488	6.195.642	89.570.898
24013010	Tobacco stems	51.090	994.600	38.413	2.782.634
24013090	Tobacco refuse, other than tobacco stems	77.564	730.985	1.079.533	11.758.836
24021000	Cigars, cheroots and cigarillos, containing tobacco	197.257	3.028.959	3.442.681	57.055.624
24022010	Cigarettes containing tobacco, beedies	-	7.194	-	99.788
24022020	Cigarettes containing tobacco, clove cigarettes	1.121.014	15.339.240	17.015.246	208.126.239
24022090	Cigarettes containing tobacco, other than beedies and clove cigarettes	6.472.733	85.762.608	55.497.186	704.858.020
24029010	Cigars, cheroots and cigarillos of tobacco substitutes	-	2	-	1
24029020	Cigarettes of tobacco substitutes	3.647	67.017	103.800	3.194.051
24031110	Water pipe tobacco specified in subheading note 1 to this chapter, packed for retail sale	-	239	-	2.318
24031190	Water pipe tobacco specified in subheading note 1 to this chapter, other than packed for retail sale	6.720	28.614	20.160	88.251
24031911	Ang hoon, packed for retail sale	0	13.120	1	100.906
24031919	Smoking tobacco, w.o.n containing tobacco substitutes in any proportion, packed for retail sale, other than ang hoon and water pipe tobacco	19.964	335.461	462.001	7.065.595
24031920	Manufactured tobacco for the manufacture of cigarettes, other than ang hoon and water pipe tobacco	546.606	5.455.761	4.261.188	42.139.726
24031999	Smoking tobacco, w.o.n containing tobacco substitutes in any proportion, packed not for retail sale, other than ang hoon and water pipe tobacco	73.588	993.064	1.309.678	16.898.874
24039190	"homogenised" or "reconstituted tobacco", other than packed for retail sale	38.881	546.099	604.027	7.101.932
24039910	Tobacco extracts and essences	64	5.742	19.301	107.967
24039930	Manufactured tobacco substitutes	928	928	8.960	8.960
24039940	Snuff, whether or not dry	0	27	4	3.171
24039950	Chewing and sucking tobacco	-	1.002	-	2.541
24039990	Manufactured tobacco and manufactured tobacco substitutes, other than HS code 24031110 to 24039950	166.649	1.760.047	1.269.650	13.212.636
24041100	Products intended for inhalation without combustion, containing tobacco or reconstituted tobacco	13.470	18.250	304.514	412.255
24041210	E-cigarette liquid or gel	267.907	1.343.352	34.142.035	164.515.409
24041290	Products intended for inhalation without combustion, containing nicotine, other than e-cigarette liquid or gel	-	5	-	323
24041910	Products intended for inhalation without combustion, containing tobacco substitutes	95	95	21.090	21.090
24049190	Products intended for inhalation without combustion, for oral application, other than nicotine chewing gum	-	120	-	1.001
24049210	Nicotine patch	-	1	-	8
25010010	Table salt	30.450	231.316	24.216	130.616
25010020	Unprocessed rock salt	-	3.588	-	7.786
25010050	Sea water	1.770	13.144	1.246	13.030
25010091	Salt with sodium chloride content more than 60 % but less than 97%, calculated on a dry basis, fortified with iodine	-	425	-	170
25010093	Salt with sodium chloride content 97 % or more, calculated on a dry basis	2	9.519	5	5.222
25010099	Salt (including table salt and denatured salt) and pure sodium chloride, w.o.n in aqueous solution or containing added anti-caking or free-flowing agents other than HS code 25010010 to 25010093	685	13.737	1.364	9.684

Tabel 3 : Ekspor Indonesia menurut Komoditi (Kode HS 8 digit)

Desember 2022

Kode H S	Uraian golongan barang	Berat bersih (Kg)		Nilai F.O.B. (U S \$)	
		Bulan ini	Kumulatif	Bulan ini	Kumulatif
(1)	(2)	(3)	(4)	(5)	(6)
25030000	Sulphur of all kinds, other than sublimed sulphur, precipitated sulphur and colloidal sulphur	24.003	62.803	9.606	47.093
25041000	Natural graphite, in powder or in flakes	-	60	-	61
25049000	Natural graphite, not in powder nor in flakes	-	7.950	-	5.725
25051000	Silica sands and quartz sands	-	800.377.173	-	14.696.320
25062000	Quartzite	-	28	-	3
25070000	Kaolin and other kaolinic clays, whether or not calcined	6.109.123	136.386.712	548.777	12.459.960
25084090	Clays(excl expanded clays), other than bentonite, fire-clay, fuller's earth	-	22.000	-	2.815
25090000	Chalk	483	1.685	30	8.125
25102010	Natural calcium phosphates, natural aluminium calcium phosphates and phosphatic chalk, ground, apatite	-	16	-	7
25120000	Siliceous fossil meals (for example, kieselguhr, tripolite and diatomite) and similar siliceous earths, whether or not calcined, of an apparent specific gravity of 1 or less	-	29	-	59
25131000	Pumice stone	9.956.677	113.937.273	614.958	7.581.442
25132000	Emery, natural corundum, natural garnet and other natural abrasives	178.010	1.167.660	160.322	213.934
25140000	Slate, whether or not roughly trimmed or merely cut, by sawing or otherwise, into blocks or slabs of a rectangular (including square) shape	100.900	1.317.661	14.515	180.628
25151210	Marble and travertine, merely cut, by sawing or otherwise, into blocks of a rectangular (including square) shape	1.334.916	13.167.481	136.862	1.665.716
25152000	Ecaussine and other calcareous monumental or building stone, alabaster	-	44.633	-	6.724
25162010	Sandstone, crude or roughly trimmed	1	33.958	3	5.738
25162020	Sandstone, merely cut, by sawing or otherwise, into blocks or slabs of a rectangular (including square) shape	32.270	186.024	13.427	60.179
25169000	Porphyry, basalt, and other monumental or building stone, other than HS code 25161100 to 25162020	207.798	2.510.014	59.872	571.249
25171000	Pebbles, gravel, broken or crushed stone, of a kind commonly used for concrete aggregates, for road metalling or for railway or other ballast, shingle and flint, whether or not heat-treated	682.549.354	8.369.086.647	4.457.191	51.708.788
25173000	Tarred macadam	-	785	-	1.668
25174100	Granules, chippings and powder, of marble , whether or not heat-treated	88	44.692	409	9.720
25174900	Granules, chippings and powder, of stones of heading 2515 or 2516, other than marble, whether or not heat-treated	878.173	7.615.525	118.035	1.244.871
25181000	Dolomite, not calcined or sintered, including roughly trimmed or merely cut, by sawing or otherwise, into blocks or slabs of a rectangular (including square) shape	55.000	167.203	1.584	17.330
25182000	Calcined or sintered dolomite, including roughly trimmed or merely cut, by sawing or otherwise, into blocks or slabs of a rectangular (including square) shape	108.009	208.078	2.351	9.209
25199090	Magnesium oxide, whether or not pure, other than fused magnesia, dead-burned (sintered) magnesia	-	4.632	-	3.900
25202010	Plasters, of a kind suitable for use in dentistry	10	14	3	38
25202090	Plasters, not of a kind suitable for use in dentistry	223.775	4.450.878	34.820	769.306
25210000	Limestone flux, limestone and other calcareous stone, of a kind used for the manufacture of lime or cement	2	877	2	3.502
25223000	Hydraulic lime	2.000	71.033	307	28.928
25231010	Cement clinkers, of a kind used in the manufacture of white cement	85.534.000	1.072.888.856	3.296.331	44.528.625
25231090	Cement clinkers, not of a kind used in the manufacture of white cement	462.677.864	6.515.005.499	19.243.219	258.663.014
25232100	Portland cement, white cement, whether or not artificially coloured	3.140.663	29.212.750	404.420	3.637.206
25232910	Portland cement, coloured cement	-	464.174.491	-	20.187.284
25232990	Portland cement, other than white cement and coloured cement	84.561.253	938.715.894	4.501.382	47.137.419
25233000	Aluminous cement	-	36.490	-	37.170

Tabel 3 : Ekspor Indonesia menurut Komoditi (Kode HS 8 digit)

Desember 2022

Kode H S	Uraian golongan barang	Berat bersih (Kg)		Nilai F.O.B. (U S \$)	
		Bulan ini	Kumulatif	Bulan ini	Kumulatif
(1)	(2)	(3)	(4)	(5)	(6)
25239000	Slag cement, supersulphate cement and similar hydraulic cements, whether or not coloured or in the form of clinkers	11.004.691	39.037.862	614.333	2.425.398
25251000	Crude mica and mica rifted into sheets or splittings	-	2	-	20
25252000	Mica powder	-	22	-	499
25253000	Mica waste	-	35	-	570
25262010	Natural steatite, whether or not roughly trimmed or merely cut, by sawing or otherwise, into blocks or slabs of a rectangular (including square) shape, talc powder	7.900	23.405	3.700	62.563
25262090	Natural steatite, whether or not roughly trimmed or merely cut, by sawing or otherwise, into blocks or slabs of a rectangular (including square) shape, crushed	15	7.269	90	37.863
25280000	Natural borates and concentrates thereof (w.o.n calcined), but not incl borates separated from natural brine, natural boric acid containing not more than 85 % of H3BO3 calculated on the dry weight	-	140.000	-	193.659
25291010	Potash feldspar, soda feldspar	4.800	1.288.000	1.784	537.766
25293000	Leucite, nepheline and nepheline syenite	-	3	-	1
25301000	Vermiculite, perlite and chlorites, unexpanded	-	40.000	-	11.274
25302010	Kieserite	546.000	7.455.000	24.722	358.993
25309010	Micronized zircon sand (zirconium silicate) of a kind used as an opacifier	209.000	4.708.750	488.023	13.489.805
25309090	Mineral substances, other than HS code 25301000 to 25309010	15.738.810	75.118.896	718.321	2.788.895
26011190	Iron ores and concentrates, other than roasted iron pyrites, non-agglomerated, other than haematite and concentrates	-	1.435.165.000	-	25.362.008
26011290	Iron ores and concentrates, other than roasted iron pyrites, agglomerated, other than haematite and concentrates	61.700.000	602.512.000	4.491.143	53.607.950
26030000	Copper ores and concentrates	324.233.574	3.133.925.705	859.751.177	9.243.990.507
26040000	Nickel ores and concentrates	-	492	-	29
26060000	Aluminium ores and concentrates	959.781.149	17.845.187.679	39.465.512	623.000.743
26070000	Lead ores and concentrates	2.320.480	16.251.680	3.369.884	22.621.331
26080000	Zinc ores and concentrates	5.641.530	36.324.880	5.607.710	39.119.011
26090000	Tin ores and concentrates	-	55	-	36
26151000	Zirconium ores and concentrates	11.118.249	97.383.219	18.927.063	217.263.479
26169000	Precious metal ores and concentrates, other than silver ores	-	9.983	-	1.309
26180000	Granulated slag (slag sand) from the manufacture of iron or steel	95.948.021	432.473.772	798.777	9.540.194
26190000	Slag, dross (other than granulated slag), scalings and other waste from the manufacture of iron or steel	-	90.274.856	-	4.749.789
26201100	Slag, ash and residues (other than from the manufacture of iron or steel), containing mainly zinc, hard zinc spelter	-	432.135	-	1.102.564
26201900	Slag, ash and residues (other than from the manufacture of iron or steel), containing mainly zinc, other than hard zinc spelter	5.023.227	53.770.966	5.694.447	55.889.268
26203000	Slag, ash and residues (other than from the manufacture of iron or steel), containing mainly copper	-	102.000	-	194.348
26204000	Slag, ash and residues (other than from the manufacture of iron or steel), containing mainly aluminium	132.428	678.481	159.786	1.009.475
26209990	Slag, ash and residues other than HS code 26201100 to 26209910	126.950	422.230	647.336	1.865.659
26211000	Ash and residues from the incineration of municipal waste	-	2.800	-	1.960
26219090	Other slag and ash, including seaweed ash (kelp) not elsewhere classified in chapter 26, other than crude potassium salts obtained in the sugar industry from residues of beet molasses	174.002	2.327.282	57.881	612.347
27011100	Anthracite, whether or not pulverised, but not agglomerated	10.700.000	1.535.205.000	2.503.800	414.161.162
27011210	Bituminous coal, whether or not pulverised, but not agglomerated, coking coal	1.632.144.135	18.053.567.165	478.415.341	4.931.878.395
27011290	Bituminous coal, whether or not pulverised, but not agglomerated, other than coking coal	3.048.004.828	34.936.137.527	582.398.786	6.318.761.935
27011900	Coal, whether or not pulverised, but not agglomerated, other than anthracite and bituminous	23.033.604.389	305.760.201.716	2.643.201.727	35.074.403.751

Tabel 3 : Ekspor Indonesia menurut Komoditi (Kode HS 8 digit)

Desember 2022

Kode H S	Uraian golongan barang	Berat bersih (Kg)		Nilai F.O.B. (U S \$)	
		Bulan ini	Kumulatif	Bulan ini	Kumulatif
(1)	(2)	(3)	(4)	(5)	(6)
27012000	Briquettes, ovoids and similar solid fuels manufactured from coal	110.000	110.000	46.504	46.504
27021000	Lignite, whether or not pulverised, but not agglomerated	11.582.507.301	106.148.618.939	857.440.266	7.835.790.647
27022000	Agglomerated lignite	181.670.000	309.870.000	16.083.263	27.860.969
27040010	Coke and semi-coke of coal	91.332.168	310.063.933	35.595.423	109.739.723
27060000	Tar distilled from coal, from lignite or from peat, and other mineral tars, whether or not dehydrated or partially distilled, including reconstituted tars	4.865.458	91.075.882	3.216.068	46.689.273
27071000	Benzol (benzene)	6.000.000	30.711.442	2.520.000	21.964.058
27073000	Xylol (xylenes)	-	32.603.045	-	28.793.685
27074000	Naphthalene	90.000	1.530.000	52.744	884.517
27075000	Oth aromatic hydrocarbon mixtures of which 65 %/more by volume (incl losses) distils at 250°C by the ISO 3405 method (equivalent to the astm d 86 method) other than benxol, toluol, xylol, naphthalene	-	5.478.488	-	5.183.713
27079990	Oils and other products of the distillation of high temperature coal tar, other than HS code 27071000 to 27079010	23.294.069	197.025.289	15.099.083	159.251.095
27090010	Crude petroleum oils	236.872.971	2.159.471.098	149.373.329	1.560.656.446
27090020	Condensates	-	21.208.948	-	11.717.190
27090090	Petroleum oils obtained from bituminous minerals other than crude petroleum oils and condensates	2	436	20	523
27101229	Motor spirit, unleaded, of below RON 90, blended other than ethanol	-	108.296.981	-	103.685.125
27101240	Tetrapropylene	-	3	-	63
27101250	White spirit	-	31.440	-	42.592
27101260	Low aromatic solvents containing by weight less than 1 % aromatic content	-	53.680	-	68.302
27101270	Solvent spirits containing by weight more than 1 % aromatic content	-	2	-	62
27101291	Alpha olefins	-	5.501.635	-	6.609.515
27101292	Petroleum spirit, having a flash point of less than 23°C	3	17.019	14	20.585
27101299	Petroleum spirit, having a flash point of more than 23°C	124	993	63	1.268
27101920	Topped crudes	-	125.740	-	237.796
27101930	Carbon black feedstock	-	99.297	-	263.540
27101941	Lubricating oil feedstock	11.000.408	258.292.365	5.860.357	317.186.608
27101942	Lubricating oils for aircraft engines	47	238.022	1.119	137.801
27101944	Lubricating greases	27.173	192.780	21.909	354.778
27101945	Lubricating oils for textile	20	42.759	222	141.654
27101946	Lubricating oils other than HS 27101941 to 27101946	2.754.210	52.939.019	4.516.216	81.750.721
27101950	Hydraulic brake fluid	266	5.413	715	16.194
27101960	Transformer and circuit breakers oils	70.400	293.567	143.200	601.710
27101971	Automotive diesel fuel	11.702.267	255.956.470	10.859.477	231.064.123
27101979	Fuel oils	442.442.078	3.054.182.861	234.040.356	2.154.944.983
27101981	Aviation turbine fuel (jet fuel) having a flash point of 23°C or more	18.239.128	19.725.788	16.794.647	18.344.532
27101989	Other medium oils and preparations	-	7.238	-	25.323
27101990	Petroleum oil&oil obtain from bituminous mineral oth than crude&preparation n.e.s/incl,cont by weight ≥70% of oils mention before, these oils being the basic constituents of the preparations, not cont biodiesel&oth than waste oils, oth than hs 27101211-27101989	653.068	159.839.569	561.448	134.253.255
27102000	Petroleum oil&oil obtain from bituminous mineral oth than crude&preparations n.e.s/incl, cont by weight≥70% of oil mention before,these oil being the basic constituent of the preparation, cont biodiesel, oth than waste oil	42	24.233.571	24	18.032.808
27109900	Waste oils, other than containing polychlorinated biphenyls (PCBs), polychlorinated terphenyls (PCTs) or polybrominated biphenyls (PBBs)	-	58.325	-	164.127
27111100	Liquefied, natural gas	1.186.693.295	10.874.858.757	792.162.708	6.665.740.283
27111300	Liquefied, butanes	-	1	-	4
27111490	Liquefied, propylene, butylene and butadiene	1.656.473	31.382.124	1.341.743	25.956.756

Tabel 3 : Ekspor Indonesia menurut Komoditi (Kode HS 8 digit)

Desember 2022

Kode H S	Uraian golongan barang	Berat bersih (Kg)		Nilai F.O.B. (U S \$)	
		Bulan ini	Kumulatif	Bulan ini	Kumulatif
(1)	(2)	(3)	(4)	(5)	(6)
27111900	Petroleum gases and other gaseous hydrocarbons, other than HS code 217111100 to 27111300	-	174.300	-	214.470
27112190	Natural gas, in gaseous state, other than of a kind used as a motor fuel	391.719.100	5.098.076.296	211.173.426	3.130.513.904
27112900	Petroleum gases and other gaseous hydrocarbons, in gaseous state , other than natural gas	109	459	97	571
27121000	Petroleum jelly	192	76.043	510	148.984
27122000	Paraffin wax containing by weight less than 0.75 % of oil	1.801	4.402	5.023	12.494
27129010	Paraffin wax containing by weight more than 0.75 % of oil	416.466	3.370.439	354.616	3.818.948
27129090	Microcrystalline petroleum wax, slack wax, ozokerite, lignite wax, peat wax, other mineral waxes, and similar products obtained by synthesis or by other processes, whether or not coloured	397.060	10.115.721	383.670	10.063.275
27131100	Petroleum coke, not calcined	10.711.582	175.765.351	7.990.839	98.059.958
27131200	Petroleum coke, calcined	583.050	59.049.685	765.565	45.531.181
27132000	Petroleum bitumen	-	13.063.139	-	7.202.657
27139000	Other residues of petroleum oils or of oils obtained from bituminous minerals, other than petroleum coke and petroleum bitumen	85.610.305	2.175.756.766	36.456.498	1.392.120.595
27141000	Bituminous or oil shale and tar sands	-	74.481	-	27.382
27149000	Bitumen and asphalt, natural, asphaltites and asphaltic rocks	100.002	112.024.729	3.420	4.874.361
27150010	Polyurethane tar coatings	-	68	-	122
27150090	Bituminous mixtures based on natural asphalt, on natural bitumen, on petroleum bitumen, on mineral tar/on mineral tar pitch (example, bituminous mastics, cut- backs), oth than polyurethane tar coatings	231	8.826	460	34.238
28011000	Chlorine	834	10.480	1.242	21.049
28012000	Iodine	-	18.600	-	867.000
28013000	Fluorine, bromine	-	4	-	1.000
28020000	Sulphur, sublimed or precipitated, colloidal sulphur	-	2.367.873	-	638.189
28030020	Acetylene black	-	462	-	651
28030041	Carbon blacks of a kind used for rubber processing, other than acetylene black	473.500	13.972.942	771.477	22.805.624
28030049	Carbon blacks not of a kind used for rubber processing, other than acetylene black	-	81.043	-	6.828
28030090	Carbon (carbon blacks and other forms of carbon not elsewhere specified or included), other than acetylene black and carbon blacks	72.569	178.061	127.215	312.175
28041000	Hydrogen	16.240	127.072	4.051	136.639
28042100	Rare gases, argon	311.720	2.748.450	142.653	1.232.576
28042900	Rare gases, other than argon	1.075	229.022	232.064	2.969.756
28043000	Nitrogen	-	322.139	-	48.804
28044000	Oxygen	15.606	468.352	1.205	203.041
28046100	Silicon, containing by weight not less than 9999 % of silicon	11	85	134	1.314
28046900	Silicon, other than containing by weight not less than 9999 % of silicon	-	680	-	8.067
28051100	Alkali or alkaline-earth metals, sodium	50	351	590	4.132
28051200	Alkali or alkaline-earth metals, calcium	-	3.015	-	349
28051900	Alkali or alkaline-earth metals, other than sodium and calcium	-	7	-	1.820
28054000	Mercury	39.340	150.010	192	799
28062000	Chlorosulphuric acid	-	7	-	67
28080000	Nitric acid, sulphonitric acids	-	6.317	-	17.793
28092032	Food grade, phosphoric acid	-	560	-	1.960
28092099	Phosphoric acid and polyphosphoric acids, non food grade, other than hypophosphoric acid and phosphoric acid	-	300	-	5.098
28100010	Oxides of boron	-	6	-	23
28111100	Hydrogen fluoride (hydrofluoric acid)	-	2.100	-	1.002
28111200	hydrogen cyanide (hydrocyanic acid)	-	420	-	714
28111920	Aminosulphonic acid (sulphamic acid)	696.400	11.222.119	686.321	14.931.874

Tabel 3 : Ekspor Indonesia menurut Komoditi (Kode HS 8 digit)

Desember 2022

Kode H S	Uraian golongan barang	Berat bersih (Kg)		Nilai F.O.B. (U S \$)	
		Bulan ini	Kumulatif	Bulan ini	Kumulatif
		(1)	(2)	(3)	(4)
28111990	Other inorganic acids, other than HS code 28111100 to 28111920	2	60	1	87
28112100	Carbon dioxide	87.213	727.664	12.820	169.169
28112210	Silicon dioxide, in powder form	840.255	8.721.325	1.441.878	15.437.178
28112290	Silicon dioxide, other than in powder form	632.064	6.052.640	946.996	8.395.085
28121200	Phosphorus oxychloride	-	113.190	-	290.608
28129000	Halides and halide oxides of non-metals, other than chlorides and chloride oxides	-	6.000	-	48.000
28131000	Carbon disulphide	150.540	1.806.340	86.561	1.137.273
28141000	Anhydrous ammonia	142.602.647	1.929.217.685	115.346.292	1.713.742.828
28151100	Sodium hydroxide (caustic soda), solid	46.430	1.065.185	37.598	921.774
28151200	Sodium hydroxide (caustic soda), in aqueous solution (soda lye or liquid soda)	11.845.876	124.369.928	6.797.236	58.775.593
28152000	Potassium hydroxide (caustic potash)	-	9	-	116
28153000	Peroxides of sodium or potassium	1	13	405	1.005
28161000	Hydroxide and peroxide of magnesium	-	311	-	1.947
28170010	Zinc oxide	1.310.432	10.691.841	3.809.689	35.353.390
28181000	Artificial corundum, whether or not chemically defined	-	1.026	-	3.153
28182000	Aluminium oxide, other than artificial corundum	128.427.564	2.024.195.641	42.550.606	771.954.815
28183000	Aluminium hydroxide	6.295.664	77.017.714	1.717.228	21.660.912
28201000	Manganese dioxide	-	275.000	-	199.375
28209000	Manganese oxides, other than manganese dioxide	65.000	280.000	42.779	172.463
28211000	Iron oxides and hydroxides	3	1.012.019	2	440.145
28212000	Earth colours containing 70 % or more by weight of combined iron evaluated as Fe2O3	-	2.075	-	2.163
28230000	Titanium oxides	3.195.000	15.430.000	2.145.736	13.919.967
28251000	Hydrazine and hydroxylamine and their inorganic salts	128.000	625.200	531.200	2.624.406
28255000	Copper oxides and hydroxides	-	105.500	-	160.375
28257000	Molybdenum oxides and hydroxides	-	1	-	1
28258000	Antimony oxides	-	15.300	-	147.951
28259000	Hydrazine and hydroxylamine and their inorganic salts, other inorganic bases, other metal oxides, hydroxides and peroxides, other than hs code 28251000 to 28258000	1.480.000	12.186.830	143.280	2.126.542
28261200	Fluorides, of aluminium	400.000	5.061.029	426.000	5.304.864
28261900	Fluorides, other than of aluminium	-	1.174	-	8.632
28269000	Fluorosilicates, fluoroaluminates and other complex fluorine salts, other than fluorides and sodium hexafluoroaluminate	375	2.476	150	14.908
28271000	Ammonium chloride	25	1.038.950	158	276.898
28272010	Calcium chloride, containing 73 % - 80 % by weight	-	200	-	300
28272090	Calcium chloride, containing < 73 % and > 80 % by weight	60.586	1.171.592	243.907	3.498.390
28273100	Chlorides other than ammonium chloride and calcium chloride, of magnesium	-	1	-	6
28273200	Chlorides other than ammonium chloride and calcium chloride, of aluminium	300.082	2.497.538	250.139	1.842.610
28273920	Chlorides other than ammonium chloride and calcium chloride, of iron	-	1.116	-	2.659
28273930	Chlorides other than ammonium chloride and calcium chloride, of zinc	-	3	-	0
28273990	Chlorides other than ammonium chloride and calcium chloride, other than HS code 28271000 to 28273990	-	0	-	0
28274100	Chloride oxides and chloride hydroxides, of copper	-	57.745	-	432.856
28274900	Chloride oxides and chloride hydroxides, other than of copper	49.600	751.705	33.837	467.168
28275100	Bromides of sodium or of potassium	-	163.800	-	364.162
28275900	Bromides and bromide oxides, other than bromides of sodium or of potassium	57.600	131.328	305.280	424.483
28276000	Iodides and iodide oxides	-	1	-	1
28281000	Commercial calcium hypochlorite and other calcium hypochlorites	-	716	-	572
28289010	Sodium hypochlorite	60.000	100.248	25.200	42.136

Tabel 3 : Ekspor Indonesia menurut Komoditi (Kode HS 8 digit)

Desember 2022

Kode H S	Uraian golongan barang	Berat bersih (Kg)		Nilai F.O.B. (U S \$)	
		Bulan ini	Kumulatif	Bulan ini	Kumulatif
(1)	(2)	(3)	(4)	(5)	(6)
28289090	Hypochlorites, other than sodium hypochlorite, chlorites, hypobromites	-	1.079	-	1.245
28291100	Chlorates, of sodium	-	50	-	307
28299010	Sodium perchlorate	-	35	-	35
28299090	Perchlorates other than sodium, bromates and perbromates, iodates and periodates	1.800	20.640	5.796	46.957
28311000	Dithionites and sulphoxylates, of sodium	-	440	-	4.620
28321000	Sodium sulphites	4.000	458.722	1.800	74.092
28323000	Thiosulphates	-	4.451	-	4.021
28331100	Disodium sulphate	1.166.560	30.636.270	163.753	3.232.700
28331900	Sodium sulphates , other than disodium sulphate	340.000	19.378.403	37.400	1.862.310
28332100	Sulphates of magnesium	-	2.652	-	1.991
28332210	Sulphates of aluminium, commercial grade	-	792.004	-	160.836
28332290	Sulphates of aluminium, not commercial grade	3.278.001	37.578.229	695.988	7.369.018
28332500	Sulphates of copper	-	23.958	-	70.088
28332700	Sulphates of barium	60.002	897.001	21.601	398.370
28332940	Sulphates of zinc	-	2	-	1
28333000	Alums	-	48.830	-	103.047
28334000	Peroxosulphates (persulphates)	-	4.900	-	15.014
28341000	Nitrites	-	1	-	2
28342100	Nitrates, of potassium	-	2	-	1
28352200	Phosphates, of mono or disodium	15.000	20.751	69.675	93.010
28352400	Phosphates, of potassium	-	28.504	-	80.988
28352590	Calcium hydrogenorthophosphate ("dicalcium phosphate"), other than feed grade	9	100.499	1	146.127
28352600	Phosphates of calcium other than calcium hydrogenorthophosphate	7	43.383	5	11.069
28352910	Phosphates, of trisodium	294	3.727	749	10.231
28352990	Phosphates, other than HS code 28352200 to 28352910	-	1.200	-	4.187
28353110	Sodium triphosphate (sodium tripolyphosphate), food grade	-	46	-	395
28353190	Sodium triphosphate (sodium tripolyphosphate), other than food grade	1	159.742	7	284.721
28353990	polyphosphates, other than sodium triphosphate (sodium tripolyphosphate) and tetrasodium pyrophosphate	-	22.325	-	102.609
28362000	Disodium carbonate	1.223.528	9.039.626	524.418	3.983.585
28363000	Sodium hydrogencarbonate (sodium bicarbonate)	12.000	29.743	33.160	78.645
28364000	Potassium carbonates	25	14.606	875	15.712
28365010	Calcium carbonate, food or pharmaceutical grade	-	46.000	-	23.090
28365090	Calcium carbonate, other than food or pharmaceutical grade	392.020	4.723.461	130.573	1.847.153
28366000	Barium carbonate	-	25.000	-	16.926
28369910	Commercial ammonium carbonate	-	28.026	-	91.482
28391100	Sodium metasilicates	-	2.230	-	1.324
28391920	Sodium orthosilicate, sodium pyrosilicate	450.000	15.526.067	194.022	6.013.411
28391990	Silicates of sodium, other than sodium orthosilicate and sodium pyrosilicate	1.248.000	10.112.083	381.634	3.506.053
28399000	Silicates, commercial alkali metal silicates, other than sodium	46.000	349.053	30.297	253.846
28401900	Disodium tetraborate (refined borax), other than anhydrous	-	194.610	-	94.580
28402000	Borates, peroxoborates (perborates), other than disodium tetraborate (refined borax)	-	19.801	-	20.666
28417000	Molybdates	-	1	-	432
28419000	Salts of oxometallic or peroxometallic acids, other than HS code 28413000 to 28418000	-	901	-	3.114
28421000	Double or complex silicates, including aluminosilicates whether or not chemically defined	200	473.442	570	29.618
28429020	Copper or chromium salts	-	450	-	320
28432900	Silver compounds, other than silver nitrate	1.600	61.000	3.441	134.108
28433000	Gold compounds	20	246	817.482	9.938.069
28439000	Compounds, other than silver and gold, amalgams of precious metals	-	0	-	13

Tabel 3 : Ekspor Indonesia menurut Komoditi (Kode HS 8 digit)

Desember 2022

Kode H S	Uraian golongan barang	Berat bersih (Kg)		Nilai F.O.B. (U S \$)	
		Bulan ini	Kumulatif	Bulan ini	Kumulatif
(1)	(2)	(3)	(4)	(5)	(6)
28441090	Alloys, dispersions (including cermets), ceramic products and mixtures containing natural uranium or natural uranium compounds	-	200	-	400
28443010	Uranium depleted in U 235 and its compounds, thorium and its compounds	-	4	-	2.622
28444100	Tritium and its compounds, alloys, dispersions (including cermets), ceramic products and mixtures containing tritium or its compounds	-	370	-	648
28444300	Other radioactive elements and isotopes and compounds, other alloys, dispersions (including cermets), ceramic products and mixtures containing these elements, isotopes or compounds	1	5.936	0	80.440
28444400	Radioactive residues	178	4.357	1.560	72.242
28454000	Helium-3	-	12.561	-	26.894
28459000	Isotopes other than those of heading 2844, compounds, inorganic or organic, of such isotopes, whether or not chemically defined, other than HS code 28451000 to 28454000	-	1.080	-	19.440
28470010	Hydrogen peroxide, whether or not solidified with urea, in liquid form	-	235.212	-	175.101
28470090	Hydrogen peroxide, whether or not solidified with urea, not in liquid form	2.082.040	17.360.466	1.364.191	11.021.995
28491000	Carbides of calcium, whether or not chemically defined	210.000	3.604.000	94.500	2.340.070
28492000	Carbides of silicon, whether or not chemically defined	190	40.751	247	75.840
28499000	Carbides other than calcium and silicon, whether or not chemically defined	41	44	2.060	2.445
28539010	DeminerIALIZED waters	2	17.390	3	6.531
28539090	Phosphides, w.o.n chemically define, excl ferrophosphorus, oth inorganic compounds (incl distilled/conductivity water & water of similar purity), liquid air (w.o.n rare gases have been remove), compress air, amalgams, oth than amalgams of precious metals, oth than hs code 28529010-28529020	1.032	18.386	1.264	23.848
29011000	Acyclic hydrocarbons, saturated	-	16.890	-	22.717
29012100	Ethylene, unsaturated	-	2.900.254	-	3.558.304
29012300	Butene (butylene) and isomers thereof, unsaturated	8.341.125	82.036.252	7.317.048	75.183.886
29012400	Buta-1,3-diene and isoprene, unsaturated	-	14.500.585	-	17.060.999
29012910	Acetylene, unsaturated	-	1.313	-	1.472
29012990	Acyclic hydrocarbons, unsaturated, other than HS code 29012100 to 29012990	919	5.685	8.943	67.185
29021100	Cyclohexane	-	1.266	-	3.071
29021900	Cyclanes, cyclenes & cycloterpenes, other than cyclohexane	80.004	1.987.615	268.430	6.790.077
29022000	Benzene	12.011.459	120.560.820	9.088.350	124.266.383
29024300	P-Xylene	-	31.275.917	-	33.064.899
29024400	Mixed xylene isomers	-	2.565	-	12.032
29025000	Styrene	150.500	11.827.999	154.567	13.399.600
29029010	Dodecylbenzene	-	1	-	1
29029020	Alkylbenzenes other than Dodecylbenzene	-	51	-	448
29029090	Cyclic hydrocarbons, other than HS 29021100-29029020	13.760	566.411	43.166	2.032.159
29031110	Chloromethane (methyl chloride)	-	50	-	277
29031190	Chloroethane (ethyl chloride)	-	1	-	6
29031200	Dichloromethane (methylene chloride)	-	6.010	-	5.412
29031500	Ethylene dichloride (ISO) (1,2-dichloroethane)	26.245.498	320.809.487	5.336.240	157.410.184
29031990	Saturated chlorinated derivatives of acyclic hydrocarbons, other than HS 29031110-29031920	1	8	34	2.286
29032100	Vinyl chloride (chloroethylene)	6.804.014	115.236.485	3.582.389	107.270.473
29032200	Trichloroethylene	-	67.200	-	288.288
29034200	Difluoromethane (HFC-32)	-	1.064	-	38.625
29034500	1,1,1,2-Tetrafluoroethane (HFC-134a) and 1,1,2,2- tetrafluoroethane (HFC-134)	-	1.935	-	323.349

Tabel 3 : Ekspor Indonesia menurut Komoditi (Kode HS 8 digit)

Desember 2022

Kode H S	Uraian golongan barang	Berat bersih (Kg)		Nilai F.O.B. (U S \$)	
		Bulan ini	Kumulatif	Bulan ini	Kumulatif
(1)	(2)	(3)	(4)	(5)	(6)
29034600	1,1,1,2,3,3,3-Heptafluoropropane (HFC-227ea), 1,1,1,2,2,3-hexafluoropropane (HFC-236cb), 1,1,1,2,3,3-hexafluoropropane (HFC-236ea) and 1,1,1,3,3,3-hexafluoropropane (HFC-236fa)	-	180	-	8.843
29034700	1,1,1,3,3-Pentafluoropropane (HFC-245fa) and 1,1,2,2,3-pentafluoropropane (HFC-245ca)	-	3.300	-	33.000
29036100	Methyl bromide (bromomethane)	160	160	925	925
29037100	Chlorodifluoromethane (HCFC-22)	-	16.290	-	4.872
29037400	Chlorodifluoroethanes (HCFC-142, 142b)	-	550	-	1.613
29037900	Halogenated derivatives of acyclic hydrocarbons containing two or more different halogens, other than HS 29037100-29037800	-	175	-	455
29039900	Halogenated derivatives of aromatic hydrocarbons, other than HS 29039100-29039400	6.150	13.352	28.794	49.549
29041000	Derivatives containing only sulpho groups, their salts and ethyl esters	-	188.427	-	321.503
29049900	Sulphonated, nitrated or nitrosated derivatives of hydrocarbons, whether or not halogenated, other than 2904.10.00-2904.91.00	-	900	-	388
29051100	Methanol (methyl alcohol)	2.301.606	57.155.151	736.690	17.034.964
29051200	Propan-1-ol (propyl alcohol) and propan-2-ol (isopropyl alcohol)	20	9.940	40	29.844
29051300	Butan-1-ol (n-butyl alcohol)	78.630	7.336.871	85.193	13.457.916
29051400	Other butanols	1.400.503	9.904.193	1.145.661	8.717.892
29051600	Octanol (octyl alcohol) and isomers thereof	11.715.366	94.348.751	15.111.616	151.221.363
29051700	Dodecan-1-ol (lauryl alcohol), hexadecan-1-ol (cetyl alcohol) and octadecan-1-ol (stearyl alcohol)	6.046.996	62.221.571	11.059.054	153.616.819
29051900	Saturated monohydric alcohols, other than HS 29051100-29051700	627.055	10.391.862	1.879.313	44.730.991
29052200	Acyclic terpene alcohols	-	32.577	-	338.546
29052900	Unsaturated monohydric alcohols other than acyclic terpene alcohols	8.160	322.752	38.294	1.303.227
29053100	Ethylene glycol (ethanediol)	3.090.298	9.124.564	1.151.872	4.380.072
29053200	Propylene glycol (propane-1,2-diol)	23.001	297.915	2.877	72.169
29053900	Diols other than ethylene glycol (ethanediol) & propylene glycol (propane 1, 2 diol)	-	21.286	-	75.482
29054100	2-Ethyl-2-(hydroxymethyl)propane-1,3-diol (trimethylolpropane)	-	5.280	-	4.157
29054200	Pentaerythritol	-	2.000	-	14.800
29054300	Mannitol	-	25	-	117
29054400	D-glucitol (sorbitol)	3.557.531	45.628.626	3.163.329	37.987.405
29054500	Glycerol	87.538.814	783.657.914	50.383.368	935.091.016
29054900	Polyhydric alcohols, other than HS 29054100-29054500	-	27.067	-	53.337
29055900	Halogenated, sulphonated, nitrated or nitrosated derivatives of acyclic alcohols, other than Ethchlorvynol	-	3.740	-	2.468
29061100	Menthol	100	23.250	3.001	458.588
29061900	Cyclanic, cyclenic or cycloterpenic, other than Menthol, Cyclohexanol, methylcyclohexanols and dimethylcyclohexanols, Sterols and inositols	37	2.401	957	240.883
29062100	Benzyl alcohol	-	6.921	-	18.598
29062900	Cyclic alcohol, aromatic, other than Benzyl alcohol	1	5.586	230	43.343
29071100	Phenol (hydroxybenzene) and its salts	24.700	236.860	266.964	2.780.657
29071200	Cresols and their salts	-	1	-	174
29071300	Octylphenol, nonylphenol and their isomers, salts thereof	58.800	2.130.734	113.453	4.349.615
29071900	Monophenols, other than HS 29071100-29071500	-	8.702	-	64.128
29072200	Hydroquinone (quinol) and its salts	-	800	-	12.518
29072300	4,4'-Isopropylidenediphenol (bisphenol A, diphenylolpropane) and its salts	-	360.000	-	944.771
29072910	Phenol-alcohols	-	45	-	1.299
29072990	Polyphenols, other than HS 29072100-29072300	-	4.600	-	60.646

Tabel 3 : Ekspor Indonesia menurut Komoditi (Kode HS 8 digit)

Desember 2022

Kode H S	Uraian golongan barang	Berat bersih (Kg)		Nilai F.O.B. (U S \$)	
		Bulan ini	Kumulatif	Bulan ini	Kumulatif
(1)	(2)	(3)	(4)	(5)	(6)
29089900	Halogenated, sulphonated, nitrated or nitrosated derivatives of phenols or phenol-alcohols, other than HS 29081100-29089200	19.600	423.401	35.920	824.891
29091900	Acyclic ethers and their halogenated, sulphonated, nitrated or nitrosated derivatives, other than Diethyl ether	2.500.144	29.422.950	2.500.000	29.283.916
29093000	Aromatic ethers and their halogenated, sulphonated, nitrated or nitrosated derivatives	67.710	459.065	650.253	7.917.982
29094100	2,2'-Oxydiethanol (diethylene glycol, digol)	40.026	483.630	38.034	488.519
29094300	Monobutyl ethers of ethylene glycol or of diethylene glycol	5.700	5.704	16.224	16.228
29094400	Monoalkylethers of ethylene glycol or of diethylene glycol other than monobutyl ethers	-	586	-	1.463
29094900	Ether-alcohols and their halogenated, sulphonated, nitrated or nitrosated derivatives, other than HS 29094100-29094400	1.326	82.199	14.091	475.241
29095000	Ether-phenols, ether-alcohol-phenols and their halogenated, sulphonated, nitrated or nitrosated derivatives	292.402	2.658.150	5.742.188	50.385.901
29096000	Alcohol peroxides, ether peroxides, acetal and hemiacetal peroxides, ketone peroxides and their halogenated, sulphonated, nitrated or nitrosated derivatives	140.691	2.490.401	444.724	8.166.035
29101000	Oxirane (ethylene oxide)	-	925	-	6.640
29109000	Epoxides, epoxyalcohols, epoxyphenols and epoxyethers, with a three-membered ring, and their halogenated, sulphonated, nitrated or nitrosated derivatives, other than HS 29101000-29109000	-	2.165	-	25.213
29110000	Acetals and hemiacetals, whether or not with other oxygen function, and their halogenated, sulphonated, nitrated or nitrosated derivatives	-	389	-	11.747
29121100	Methanal (formaldehyde)	-	1.031.440	-	335.468
29121900	Acyclic aldehydes without other oxygen function, other than Methanal (formaldehyde) and Ethanal (acetaldehyde)	127	2.161.372	49.143	3.954.948
29122100	Benzaldehyde	-	5.805	-	423.086
29122900	Cyclic aldehydes without other oxygen function, other than Benzaldehyde	302	2.148	2.564	64.952
29124100	Vanillin (4-hydroxy-3-methoxybenzaldehyde)	102	308.010	6.004	15.059.425
29124200	Ethylvanillin (3-ethoxy-4-hydroxybenzaldehyde)	-	2.681	-	61.217
29124910	Aldehyde-alcohols	-	4.730	-	54.650
29124990	Aldehyde-alcohols, aldehyde-ethers, aldehyde-phenols and aldehydes with other oxygen function, other than HS 29124100-29124910	21.535	62.784	17.228	93.145
29125000	Cyclic polymers of aldehydes	-	300	-	1.386
29126000	Paraformaldehyde	437.250	9.870.256	383.467	9.759.171
29141300	4-Methylpentan-2-one (methyl isobutyl ketone)	-	1.601	-	5.475
29141900	Acyclic ketones without other oxygen function, other than HS 29141100-29141300	36	1.346	7.300	93.185
29142200	Cyclohexanone and methylcyclohexanones	-	17	-	193
29142300	Ionones and methylionones	8	2.229	146	31.408
29142910	Camphor	176	32.414	590	244.384
29142990	Cyclanic, cyclenic or cycloterpene ketones without other oxygen function, other than HS 29142200-29142910	0	7.916	355	366.746
29143900	Aromatic ketones without other oxygen function, other than phenylacetone (phenylpropan-2-one)	-	3	-	43
29144000	Ketone-alcohols and ketone-aldehydes	1.290	2.431	31.195	72.350
29145000	Ketone-phenols and ketones with other oxygen function	-	406	-	42.732
29146100	Anthraquinone	-	1	-	3
29146200	Coenzyme Q10 (ubidecarenone)	-	60	-	48.960
29146900	Quinones other than Anthraquinone and Coenzyme Q10 (ubidecarenone)	-	120	-	97.920
29147900	Halogenated, sulphonated, nitrated or nitrosated derivatives, other than chlordecone (ISO)	-	1	-	0
29151200	Salts of formic acid	-	10.000	-	12.000
29151300	Esters of formic acid	-	1.805	-	6.743

Tabel 3 : Ekspor Indonesia menurut Komoditi (Kode HS 8 digit)

Desember 2022

Kode H S	Uraian golongan barang	Berat bersih (Kg)		Nilai F.O.B. (U S \$)	
		Bulan ini	Kumulatif	Bulan ini	Kumulatif
(1)	(2)	(3)	(4)	(5)	(6)
29152100	Acetic acid	7	1.554	1.337	9.303
29152910	Sodium acetate, cobalt acetates	-	72.750	-	96.295
29153100	Ethyl acetate	57.700	278.833	124.393	407.681
29153200	Vinyl acetate	-	15.000	-	25.125
29153300	n-Butyl acetate	28.800	259.548	31.867	291.416
29153910	Isobutyl acetate	-	230	-	75
29153990	Esters of acetic acid, other than HS 29153100-29153920	11.288	182.701	257.596	2.380.746
29154000	Mono-, di- or trichloroacetic acids, their salts and esters	-	16.500	-	29.700
29155000	Propionic acid, its salts and esters	2	19.040	306	134.737
29156000	Butanoic acids, pentanoic acids, their salts and esters	807	5.418	6.090	71.982
29157010	Palmitic acid, its salts & esters	15.814.273	201.784.446	16.592.972	259.418.849
29157020	Stearic acid	5.367.890	29.342.596	4.193.458	32.941.757
29157030	Salts & esters of stearic acid	378.847	4.991.533	568.605	8.046.171
29159020	Lauric acid, myristic acid, their salts & esters	20.733.616	324.579.269	21.736.687	466.779.261
29159030	Caprylic acid, its salts & esters	188.803	3.796.660	844.527	17.532.959
29159040	Capric acid, its salts & esters	160.220	4.277.773	1.224.529	29.653.056
29159090	Saturated acyclic monocarboxylic acids and their anhydrides, halides, peroxides and peroxyacids, their halogenated, sulphonated, nitrated or nitrosated derivatives, other than HS 29151100-29159040	2.235.244	41.299.459	6.903.309	115.779.461
29161100	Acrylic acid and its salts, unsaturated	1.248.150	22.824.116	1.308.321	31.289.113
29161200	Esters of acrylic acid, unsaturated	2.036.140	30.018.301	2.915.719	61.558.701
29161300	Methacrylic acid and its salts, unsaturated	-	3.200	-	9.099
29161410	Methyl methacrylate, unsaturated	240.000	7.190.715	291.106	6.352.178
29161490	Esters of methacrylic acid, other than methyl methacrylate, unsaturated	200	14.360	938	85.696
29161500	Oleic, linoleic or linolenic acids, their salts and esters, unsaturated	400.695	2.962.263	577.429	5.242.409
29161900	Unsaturated acyclic monocarboxylic acid, their anhydride, halide, peroxide/xyacid & their derivatives, other than HS 2916.11.00-2916.16.00	45.500	839.719	213.152	3.036.827
29162000	Cyclanic, cyclenic or cycloterpenic monocarboxylic acids, their anhydrides, halides, peroxides, peroxyacids and their derivatives	50	16.330	250	229.770
29163100	Benzoic acid, its salts and esters	75	3.243	432	16.661
29163210	Benzoyl peroxide	43.200	1.152.280	140.273	3.999.635
29163910	2,4-Dichlorophenyl acetic acid and its salts and esters	0	125	88	2.718
29163920	Esters of phenylacetic acid	-	71	-	5.488
29163990	Aromatic monocarboxylic acids, their anhydrides, halides, peroxides, peroxyacids and their derivatives, other than HS 29163100-29163920	180	20.623	18.270	478.119
29171290	Adipic acid, its salts and esters, other than Dioctyl adipate	-	2.241	-	9.396
29171400	Maleic anhydride	-	3.343.535	-	6.562.696
29171900	Acyclic polycarboxylic acids, their anhydrides, halides, peroxides, peroxyacids and their derivatives, other than HS 29171100-29171400	6	226.244	4	491.618
29172000	Cyclanic, cyclenic or cycloterpenic polycarboxylic acids, their anhydrides, halides, peroxides, peroxyacids and their derivatives	-	1.615	-	9.869
29173200	Dioctyl orthophthalates	-	16.200	-	26.400
29173300	Dinonyl or didecyl orthophthalates	-	52.000	-	96.720
29173490	Esters of orthophthalic acid, other than Dioctyl orthophthalates, Dinonyl or didecyl orthophthalates, Dibutyl orthophthalates	-	200	-	682
29173500	Phthalic anhydride	-	823.000	-	1.157.849
29173600	Terephthalic acid and its salts	11.571.501	68.025.617	8.327.950	56.240.253
29173920	Phthalic compounds of a kind used as plasticisers and esters of phthalic anhydride other than trioctyltrimellitate	17.600	54.137	35.217	111.093
29173990	Aromatic polycarboxylic acids, their anhydrides, halides, peroxides, peroxyacids and their derivatives, other than HS 29173200-29173920	-	18	-	23
29181100	Lactic acid, its salts and esters	67	78.278	2.273	206.938

Tabel 3 : Ekspor Indonesia menurut Komoditi (Kode HS 8 digit)

Desember 2022

Kode H S	Uraian golongan barang	Berat bersih (Kg)		Nilai F.O.B. (U S \$)	
		Bulan ini	Kumulatif	Bulan ini	Kumulatif
(1)	(2)	(3)	(4)	(5)	(6)
29181200	Tartaric acid	-	1	-	13
29181300	Salts and esters of tartaric acid	-	9.326	-	28.590
29181400	Citric acid	15.500	20.432	20.781	37.745
29181510	Calcium citrate	-	7	-	179
29181590	Salts and esters of citric acid, other than calcium citrate	2	25.054	1	97.165
29181600	Gluconic acid, its salts and esters	-	401	-	8.723
29181700	2,2-Diphenyl-2-hydroxyacetic acid (benzilic acid)	-	9	-	1
29181900	Carboxylic acids with alcohol function but without other oxygen function, their anhydrides, halides, peroxides, peroxyacids and their derivatives, other than HS 29181100-29181800	10	6.401	6	39.327
29182100	Salicylic acid and its salts	4	4	320	320
29182300	Esters of salicylic acid and their salts, other than o-Acetylsalicylic acid, its salts and esters	18	239	117	6.700
29182910	Alkyl sulphonate ester of phenol	-	55	-	1.910
29182990	Carboxylic acids with phenol function but without other oxygen function, their anhydrides, halides, peroxides, peroxyacids and their derivatives, other than HS 29182100-29182910	-	1.002	-	13.383
29183000	Carboxylic acids with aldehyde or ketone function but without other oxygen function, their anhydrides, halides, peroxides, peroxyacids and their derivatives	1	2.215	1.133	104.115
29189900	Carboxylic acids with additional oxygen function & their anhydrides, halides, peroxides & peroxyacids, their halogenated, sulphonated, nitrated/nitrosated derivatives, other than HS 29181100-29189100	-	2.990	-	29.167
29199000	Phosphoric esters and their salts, including lactophosphates, their halogenated, sulphonated, nitrated or nitrosated derivatives other than Tris(2,3-dibromopropyl) phosphate	-	311	-	13.216
29209000	Esters of other inorganic acids of non-metals (excluding esters of hydrogen halides) & their salts, their halogenated, sulphonated, nitrated/nitrosated derivatives, other than HS 29201100-29203000	53.139	669.499	456.183	5.845.968
29211100	Methylamine, di- or trimethylamine and their salts	15.000	74.008	134.660	545.469
29211900	Acyclic monoamines and their derivatives, salts thereof, other than HS 29211100-29211400	-	48.087	-	195.646
29212100	Ethylenediamine and its salts	-	268	-	204
29212200	Hexamethylenediamine and its salts	11.440	27.936	56.628	191.927
29212900	Acyclic polyamines and their derivatives, salts thereof, other than Ethylenediamine and its salts and Hexamethylenediamine and its salts	7	105.401	1	523.927
29213000	Cyclanic, cyclenic or cycloterpenic mono- or polyamines, and their derivatives, salts thereof	-	4.101	-	30.288
29214100	Aniline and its salts	-	724	-	3.633
29214200	Aniline derivatives and their salts	-	356	-	674
29214400	Diphenylamine and its derivatives, salts thereof	-	1.500	-	16.125
29214500	1-Naphthylamine (alpha-naphthylamine), 2-naphthylamine (beta-naphthylamine) and their derivatives, salts thereof	-	13	-	24
29215100	o-, m-, p-Phenylenediamine, diaminotoluenes and their derivatives, salts thereof	-	3.200	-	20.749
29215900	Aromatic polyamines and their derivatives, salts thereof, other than o-, m-, p-Phenylenediamine, diaminotoluenes and their derivatives, salts thereof	-	54	-	1.218
29221100	Monoethanolamine and its salts	-	59.832	-	103.177
29221200	Diethanolamine and its salts	-	8	-	15
29221500	Triethanolamine	-	1	-	1
29221800	2-(N,N-Diisopropylamino)ethanol	-	0	-	0
29221920	D-2-Amino-n-butyl-alcohol	-	8.810	-	20.022
29222100	Aminohydroxynaphthalenesulphonic acids and their salts	-	1.000	-	1.359

Tabel 3 : Ekspor Indonesia menurut Komoditi (Kode HS 8 digit)

Desember 2022

Kode H S	Uraian golongan barang	Berat bersih (Kg)		Nilai F.O.B. (U S \$)	
		Bulan ini	Kumulatif	Bulan ini	Kumulatif
		(1)	(2)	(3)	(4)
29222900	Amino-naphthols & oth amino-phenols, oth than those containing more than one kind of oxygen function, their ethers & esters, salts thereof, oth than Aminohydroxynaphthalenesulphonic acids & their salts	0	1.649	23	5.164
29224100	Lysine and its esters, salts thereof	8.801.002	116.799.368	8.810.300	141.116.885
29224210	Glutamic acid	-	162.000	-	310.068
29224220	Monosodium glutamate (MSG)	8.141.195	115.619.828	14.942.595	208.828.447
29224290	Salts, other than Glutamic acid & Monosodium glutamate (MSG)	120	350	252	773
29224900	Amino-acids, other than those containing more than one kind of oxygen function, and their esters, salts thereof, other than HS 29224100-29224400	478	1.029.467	2.936	7.590.118
29225010	p-Aminosalicylic acid and its salts, esters and other derivatives	-	5.040	-	31.147
29225090	Amino-alcohol-phenols, amino-acid-phenols and other amino-compounds with oxygen function, other than p-Aminosalicylic acid and its salts, esters and other derivatives	-	56.340	-	115.913
29231000	Choline and its salts	1	1.278	1	2.827
29232011	Lecithins of vegetables	-	25.259	-	58.672
29232019	Lecithins of non vegetables	-	10.052	-	48.051
29232090	Phosphoaminolipids	-	140.163	-	276.216
29239000	Quaternary ammonium salts and hydroxides, lecithins and other phosphoaminolipids, whether or not chemically defined, other than HS 29231000-29234000	22.196	697.737	36.572	1.185.382
29241990	Acyclic amides (including acyclic carbamates) and their derivatives, salts thereof, other than HS 29241100-29241910	348.900	5.531.541	664.318	18.983.396
29242190	Ureines and their derivatives, salts thereof, other than 4-Ethoxyphenylurea (dulcin) and Diuron and monuron	-	9.725	-	101.140
29242910	Aspartame	-	1	-	1
29242930	Acetaminophen (paracetamol), salicylamide, ethoxybenzamide	-	57.539	-	424.159
29242990	Cyclic amides (including cyclic carbamates) and their derivatives, salts thereof, other than HS 29242110 - 29242930	-	48.274	-	845.585
29251100	Saccharin and its salts	-	37.171	-	307.699
29252900	Imines and their derivatives, salts thereof, other than Chlordimeform (ISO)	285.221	4.581.415	1.635.473	22.948.429
29269000	Nitrile-function compound, other than HS 29261000 to 29264000	-	2.400	-	20.171
29270010	Azodicarbonamide	1.604.080	20.909.778	5.927.373	77.106.001
29270090	Diazo-, azo- or azoxy-compounds other than Azodicarbonamide	-	57.500	-	215.970
29280090	Organic derivatives of hydrazine or of hydroxylamine other than Linuron	18.002	211.489	21.286	354.515
29291010	Diphenylmethane diisocyanate (MDI)	-	2.535	-	22.361
29291020	Toluene diisocyanate	-	10.735	-	11.800
29291090	Isocyanates other than Diphenylmethane diisocyanate (MDI) and Toluene diisocyanate	28.312	518.826	196.877	3.466.508
29299010	Sodium cyclamate	-	147.503	-	379.018
29299090	Compounds with other nitrogen function other than Isocyanates and Cyclamates	92.000	556.600	213.193	1.449.965
29301000	2-(N,N-Dimethylamino)ethanethiol	-	1	-	2.844
29302000	Thiocarbamates and dithiocarbamates	-	451.760	-	2.238.712
29304000	Methionine	-	141	-	949
29309010	Dithiocarbonates	-	14	-	2.871
29309090	Organo-sulphur compounds, other than HS 29301000-29309010	96.826	2.618.137	1.280.348	24.218.103
29314500	Salt of methylphosphonic acid and (aminoiminomethyl)urea (1 : 1)	-	2	-	0

Tabel 3 : Ekspor Indonesia menurut Komoditi (Kode HS 8 digit)

Desember 2022

Kode H S	Uraian golongan barang	Berat bersih (Kg)		Nilai F.O.B. (U S \$)	
		Bulan ini	Kumulatif	Bulan ini	Kumulatif
(1)	(2)	(3)	(4)	(5)	(6)
29314990	Non-halogenated organo-phosphorous derivatives, other than HS 29314100-29314920	-	2.850	-	8.287
29319041	Organoarsenic compounds, in liquid form	-	80	-	209
29319049	Organoarsenic compounds, other than in liquid form	-	16.693	-	66.881
29319090	Organo-inorganic compounds other than HS 29311010-29319050	20	1.366.720	789	12.039.717
29321100	Tetrahydrofuran	-	27	-	2.921
29321200	2-Furaldehyde (furfuraldehyde)	25	50	821	1.753
29321300	Furfuryl alcohol and tetrahydrofurfuryl alcohol	-	29	-	496
29321400	Sucralose	-	7.514	-	195.082
29321900	Compounds containing an unfused furan ring (whether or not hydrogenated) in the structure, other than HS 29321100-29321400	3	1.710	298	215.986
29322010	Coumarin (1,2-Benzopyrone), methylcoumarins and ethylcoumarins	-	1	-	338
29322090	Lactones, other than coumarin (1,2-Benzopyrone), methylcoumarins and ethylcoumarins	-	8.695	-	166.009
29329400	Safrole	-	70.090	-	584.410
29329600	Carbofuran (ISO)	-	7.627	-	163.102
29329900	Heterocyclic compounds with oxygen hetero-atom(s) only, other than HS 29321100-29329600	-	2.360	-	31.874
29331900	Compounds containing an unfused pyrazole ring (whether or not hydrogenated) in the structure, other than Phenazone (antipyrin) and its derivatives	1	33	814	1.050
29332100	Hydantoin and its derivatives	56.200	915.430	131.918	2.297.354
29332900	Compounds containing an unfused imidazole ring (whether or not hydrogenated) in the structure, other than Hydantoin and its derivatives	146.642	2.173.953	794.755	13.116.929
29333100	Pyridine and its salts	-	8	-	669
29333910	Chlorpheniramine and isoniazid	-	41	-	1.270
29333990	Compounds containing an unfused pyridine ring (whether or not hydrogenated) in the structure, other than HS29333100-29333930	-	1	-	3.000
29334910	Dextromethorphan	-	1	-	1.124
29335200	Malonylurea (barbituric acid) and its salts	-	0	-	196
29335990	Compounds containing a pyrimidine ring (whether or not hydrogenated) or piperazine ring in the structure, other than HS 29335200-29335910	-	156.883	-	290.852
29336100	Melamine	-	4.530	-	11.699
29336900	Compounds containing an unfused triazine ring (whether or not hydrogenated) in the structure, other than melamine	18.400	124.510	289.180	674.630
29337900	Lactams, other than 6-Hexanelactam (epsilon-caprolactam) and Clobazam and methyprylon	-	5.050	-	25.914
29339910	Mebendazole and parbendazole	-	5	-	9.813
29339990	Heterocyclic compounds with nitrogen hetero-atom(s) only, other than HS 29331100-29339910	3.277.476	39.915.960	18.703.311	234.063.390
29341000	Compounds containing an unfused thiazole ring (whether or not hydrogenated) in the structure	-	740	-	18.251
29342000	Compounds containing in the structure a benzothiazole ring- system (whether or not hydrogenated), not further fused	6.950	45.339	12.952	120.558
29349910	Nucleic acids and their salts	1.018.192	10.571.020	7.164.108	70.252.319
29349920	Sultones, sultams, diltiazem	571	2.640	214.163	920.109
29349930	6-Aminopenicillanic acid	2.250	55.351	15.727	108.879
29349940	3-Azido-3-deoxythymidine	-	3.105	-	12.330
29349950	Oxadiazon, with a purity of 94 % or more	-	1	-	914
29349990	Nucleic acids and their salts, whether or not chemically defined, other heterocyclic compounds, other than HS 29341000-29349950	201.470	1.832.306	4.563.563	36.484.440
29359000	Sulphonamides other than HS 29351000-29355000	70.120	778.894	979.965	11.885.206
29362100	Vitamin A and their derivatives	-	2.349	-	146.073
29362200	Vitamin B1 and its derivatives	-	80	-	3.282
29362300	Vitamin B2 and its derivatives	-	1.502	-	76.736

Tabel 3 : Ekspor Indonesia menurut Komoditi (Kode HS 8 digit)

Desember 2022

Kode H S	Uraian golongan barang	Berat bersih (Kg)		Nilai F.O.B. (U S \$)	
		Bulan ini	Kumulatif	Bulan ini	Kumulatif
(1)	(2)	(3)	(4)	(5)	(6)
29362400	D- or DL-Pantothenic acid (Vitamin B5) and its derivatives	2.837	27.354	7.764	193.957
29362500	Vitamin B6 and its derivatives	-	176	-	3.522
29362600	Vitamin B12 and its derivatives	225	1.507	19.759	138.383
29362700	Vitamin C and its derivatives	412	37.937	4.792	214.677
29362800	Vitamin E and its derivatives	625	24.352	91.478	2.656.221
29362900	Vitamins and their derivatives, unmixed, other than HS 29362100-29362800	4.216	10.740	1.733	343.506
29369000	Provitamins and vitamins, natural or reproduced by synthesis (including natural concentrates), other than HS 29362100-29362900	1.624	181.618	12.904	1.001.247
29371900	Polypeptide hormones, protein hormones and glycoprotein hormones, their derivatives and structural analogues, other than Somatotropin, its derivatives and structural analogues and Insulin & its salts	0	194	10	2.669.354
29372100	Cortisone, hydrocortisone, prednisone (dehydrocortisone) and prednisolone (dehydrohydrocortisone)	-	5	-	419
29372900	Steroidal hormones, their derivatives and structural analogues, other than HS 29372100-29372300	-	11	-	14.005
29379090	Hormones, natural or reproduced by synthesis, derivatives and structural analogues thereof, including chain modified polypeptides, used primarily as hormones, other than HS 29371100-29379020	-	1	-	16
29389000	Glycosides, natural or reproduced by synthesis, and their salts, ethers, esters and other derivatives, other than Rutoside (rutin) and its derivatives	751	143.701	36.492	951.628
29392010	Quinine and its salts	8.916	68.544	826.514	7.139.200
29392090	Alkaloids of cinchona and their derivatives, salts thereof, other than Quinine and its salts	1	2	5	20
29393000	Caffeine and its salts	-	526	-	19.427
29394200	Pseudoephedrine and its salts	-	1.000	-	57.241
29400000	Sugars, chemically pure oth than sucrose ,lactose, maltose, glucose, & fructose	1.750.578	16.008.749	2.005.883	17.242.493
29411011	Amoxicillin & its salts, Non-sterile	-	0	-	12
29411020	Ampicillin and its salts	0	0	1	18
29411090	Penicillins and their derivatives with a penicillanic acid structure, salts thereof, other than Amoxicillin and Ampicillin	-	39.820	-	13.980
29414000	Chloramphenicol and its derivatives, salts thereof	-	1	-	32
29419000	Antibiotics, n.e.c. in heading 2941	31	28.604	5.438	269.465
29420000	Organic compounds, n.e.c. in chapter 29	9.475	250.191	230.406	1.672.353
30012000	Extracts of glands or other organs or of their secretions	1	6	2	129
30019000	Heparin and its salts,other human/animal substance prepared for therapeutic/prophylactic uses, not elsewhere specified/included	3	30	209	522
30021210	Antisera, plasma protein solutions, haemoglobin powder	-	49	-	15.956
30021290	Antisera and other blood fractions, other than antisera, plasma protein solutions, haemoglobin powder	1.461	8.416	656.110	4.147.424
30021300	Immunological products, unmixed, not put up in measured doses or in forms or packings for retail sale	-	0	-	18
30021500	Immunological products, put up in measured doses or in forms or packings for retail sale	237	440	236.096	620.584
30024110	Tetanus toxoid	-	11.929	-	5.719.236
30024120	Pertussis, measles, meningitis or polio vaccines	12.660	243.050	1.926.324	43.947.803
30024190	Vaccines for human medicine other than tetanus toxoid, pertussis, measles, meningitis or polio vaccines	10.192	68.548	10.289.484	47.622.998
30024200	Vaccines for veterinary medicine	51.670	640.776	1.417.837	15.910.144
30024900	Vaccines oth than for human medicine and veterinary medicine	-	700	-	710
30025100	Cell cultures, whether or not modified, cell therapy products	-	6	-	136
30025900	Cell cultures, whether or not modified, other than cell therapy products	-	10	-	3.048

Tabel 3 : Ekspor Indonesia menurut Komoditi (Kode HS 8 digit)

Desember 2022

Kode H S	Uraian golongan barang	Berat bersih (Kg)		Nilai F.O.B. (U S \$)	
		Bulan ini	Kumulatif	Bulan ini	Kumulatif
(1)	(2)	(3)	(4)	(5)	(6)
30029000	Human blood, animal blood prepared for therapeutic, prophylactic or diagnostic uses for oth than sub heading 300212-300259	13.388	146.755	50.251	608.949
30031010	Medicaments containing amoxicillin or its salts, not put up in measured doses or in forms/packings for retail sale	-	12.977	-	301.024
30031090	Medicaments cont. penicillins/deriv, with penicillanic acid structure/streptomycins, other than cont. amoxicillin&icillin	779	28.033	688	324.961
30032000	Medicaments cont.antibiotic, consist of 2constituent mix for therapeutic/prophylactic,not in measured dose/pack for retail	-	628	-	273.355
30033100	Medicaments containing insulin, for therapeutic or prophylactic uses, not packaged for retail sale	-	0	-	10
30033900	Medicaments containing hormones (excl. insulin),for therapeutic/prophylactic uses,not packaged for retail sale	585	1.230.326	3.276	14.838.267
30039000	Medicaments, for therapeutic or prophylactic uses, not packed for retail sale, other than HS 30031010-30036000	768	5.455	60.757	2.706.271
30041015	Medicament,containing penicillin G (excl penicillin G benzathine),phenoxymethyl penicillin/salts thereof,for retail sale	-	15.334	-	1.080.568
30041016	Medicaments containing ampicillin,amoxycillin or salts thereof,of a kind taken orally,packing for retail sale	3.033	127.320	33.033	2.879.071
30041019	Medicaments containing penicillins/derivates thereof,packing for retail sale,other than HS 30041015-30041016	45.319	842.929	3.163.581	54.192.640
30041020	Medicament,containing streptomycins or derivates thereof,for retail sale	-	376	-	43.071
30042010	Antibiotics containing gentamycin,lincomycin,sulfamethoxazole/its derivatives,of a kind taken orally/in ointment form	189	3.186	32.327	266.972
30042031	Antibiotics containing erythromycin or derivatives thereof, of a kind taken orally	9.809	218.110	1.179.869	5.074.337
30042032	Antibiotics containing erythromycin or derivatives thereof, in ointment form	560	3.342	9.411	74.259
30042039	Antibiotics containing erythromycin or derivatives thereof, other than of a kind taken orally or in ointment form	379	7.883	22.742	1.549.952
30042071	Antibiotics containing tetracyclines or chloramphenicols or derivatives,of a kind taken orally or in ointment form	2.728	23.385	97.990	667.098
30042079	Antibiotics containing tetracyclines or chloramphenicols or derivatives,oth of a kind taken orally or in ointment form	-	279	-	1.067
30042091	Antibiotic, of a kind taken orally or ointment form, other than HS 30042010-30042079	967	15.854	141.307	1.548.425
30042099	Antibiotic, other than of a kind taken orally or ointment form, other than HS 30042010-30042079	17.526	225.765	584.169	7.533.426
30043100	Medicaments containing hormones or other products of heading 2937, containing insulin	21.885	38.478	529.039	944.021
30043210	Medicaments contain corticosteroid hormones,its derivatives/structural analogues,contain dexamethasone/their derivatives	702	17.207	19.065	191.362
30043290	Medicaments containing corticosteroid hormones, their derivatives or structural analogues, oth HS 30043210-30043240	4.268	25.867	282.399	3.083.241
30043900	Medicaments containing hormones/other products of heading 2937, other than HS 30043100-30043290	126.534	1.211.383	1.777.633	18.584.585
30044100	Medicaments containing alkaloids or derivatives thereof,containing ephedrine or its salts,packing for retail sale	11.986	130.400	91.455	672.177
30044200	Medicaments containing alkaloids/derivatives thereof,containing pseudoephedrine/its salts,packing for retail sale	6.875	219.959	131.523	1.786.520

Tabel 3 : Ekspor Indonesia menurut Komoditi (Kode HS 8 digit)

Desember 2022

Kode H S	Uraian golongan barang	Berat bersih (Kg)		Nilai F.O.B. (U S \$)	
		Bulan ini	Kumulatif	Bulan ini	Kumulatif
(1)	(2)	(3)	(4)	(5)	(6)
30044300	Medicaments containing alkaloids/derivatives thereof,containing norephedrine or its salts,packing for retail sale	34.260	447.127	558.325	5.720.054
30044951	Medicaments containing papaverine or berberine of a kind taken orally or for injection,packing for retail sale	-	60	-	57
30044980	Medicaments containing quinine hydrochloride/dihydroquinine chlor,for injec;contain quinine sulphate/bisulphate,taken orally	-	1	-	1
30045010	Medicaments containing vitamins or other products of heading 2936, of a kind suitable for children, in syrup form	18.470	112.727	28.199	395.829
30045021	Medicaments containing more than one vitamin, of a kind taken orally	395	58.333	17.544	1.198.211
30045029	Medicaments containing more than one vitamin, other than of a kind taken orally	12.842	527.963	312.480	15.752.003
30045091	Medicaments containing vitamin A, B or C	177	42.572	330	1.328.300
30045099	Medicaments containing vitamins or other products of heading 2936, other than HS 30045010-30045091	22.434	236.909	1.282.346	18.433.741
30046090	Medicaments containing antimalarial active principles described in Subheading Note 2, other than HS 30046010-30046020	-	19	-	3
30049010	Transdermal therapeutic system patches for the treatment of cancer or heart diseases	-	45	-	10.539
30049020	Closed sterile water for inhalation, pharmaceutical grade	-	41.350	-	191.855
30049030	Antiseptics	278.987	3.298.517	1.185.796	11.320.203
30049041	Anaesthetics, containing procaine hydrochloride	-	1	-	49
30049049	Anaesthetics, other than containing procaine hydrochloride	111.595	2.149.281	2.205.145	33.775.031
30049051	Analgesics, antipyretics&oth medicaments for coughs/colds,contain acetylsalicylic acid,paracetamol/dipyrone,taken orally	205.456	2.546.649	2.946.105	36.653.040
30049053	Analgesics, antipyretics&other medicaments for the treatment of coughs/colds,containing diclofenac,of a kind taken orally	-	3.256	-	139.410
30049054	Analgesics, antipyretics&other medicaments for the treatment of coughs/colds,containing piroxicam or ibuprofen	2.699	50.184	56.812	1.317.251
30049055	Analgesics, antipyretics&other medicaments for the treatment of coughs/colds, in liniment form	274.383	2.816.613	1.942.745	19.410.658
30049059	Analgesics, antipyretics & other medicaments for the treatment of coughs or colds, other than HS 30049051-30049055	279.685	5.457.616	7.378.019	88.782.586
30049065	Antimalarials, herbal medicaments	11.831	159.512	226.251	2.629.538
30049069	Antimalarials, other than containing primaquine/artemisinin other than of subheading 30046010 / herbal medicaments	3.273	135.718	33.362	925.032
30049072	Anthelmintic, herbal medicaments	-	42.139	-	301.360
30049079	Anthelmintic, other than containing piperazine or mebendazole or herbal medicaments	15.443	190.772	229.234	3.492.259
30049082	Anti HIV/AIDS medicaments	65	5.831	7.627	12.292.438
30049089	Medicaments for the treatment of cancer or other intractable diseases, other than containing deferoxamine, for injection	3.998	50.207	2.840.771	14.314.568
30049091	Medicaments containing sodium chloride or glucose, for infusion, packaged for retail sale	65.559	613.690	281.913	2.553.849
30049092	Medicaments containing sorbitol or salbutamol, for infusion, packaged for retail sale	15.936	121.632	84.283	618.197
30049093	Medicaments containing sorbitol or salbutamol, in other forms, packaged for retail sale	11.809	144.175	331.546	1.660.681
30049094	Medicaments containing cimetidine or ranitidine other than for injection, packaged for retail sale	1.006	10.379	65.922	390.357
30049095	Medicaments containing phenobarbital, diazepam/chlorpromazine, other than for injection/infusion, packaged for retail sale	-	1	-	25

Tabel 3 : Ekspor Indonesia menurut Komoditi (Kode HS 8 digit)

Desember 2022

Kode H S	Uraian golongan barang	Berat bersih (Kg)		Nilai F.O.B. (U S \$)	
		Bulan ini	Kumulatif	Bulan ini	Kumulatif
(1)	(2)	(3)	(4)	(5)	(6)
30049096	Nasal-drop medicaments containing naphazoline, xylometazoline or oxymetazoline	190	543	1.206	5.620
30049098	Herbal medicaments, other than for anthelmintic or antimalarials	191.928	2.619.791	402.573	4.134.252
30049099	Medicament consisting of mix/unmix product for therapeutic/prophylactic uses,for retail sale,oth HS 30041015-30049098	21.683	437.051	6.983.247	101.090.317
30051010	Adhesive dressings and other articles having an adhesive layer, impregnated or coated with pharmaceutical substances	3.402	47.627	37.350	444.183
30051090	Adhesive dressings & other articles having an adhesive layer, other than impregnated/coated with pharmaceutical substances	26.705	335.471	284.366	2.896.710
30059010	Bandages, put up in forms or packings for retail sale for medical, surgical, dental or veterinary purposes	946	66.457	2.648	321.860
30059020	Gauze, put up in forms or packings for retail sale for medical, surgical, dental or veterinary purposes	70	1.453	35	4.259
30059090	Wadding,packings for retail sale for medical,surgical,dental/veterinary purposes,other than HS 30051010-30059020	3.419	51.332	70.360	915.107
30061010	Sterile absorbable surgical or dental yarn, sterile surgical or dental adhesion barriers, whether or not absorbable	-	1.182	-	586.324
30061090	Sterile surgical catgut,sterile tissue adhesives for surgical wound closure, sterile laminaria & sterile laminaria tents	22	1.201	1.244	39.123
30063010	Opacifying preparations for Xray examinations, diagnostic reagents designed, barium sulphate, of a kind taken orally	96.000	96.000	6.349	6.349
30063030	Opacifying preparation for Xray examinations, other microbial diagnostic reagents	-	716	-	2.916
30063090	Opacifying preparations for Xray examinations, other than HS 30063010-30063030	-	4.532	-	163.142
30064010	Dental cements and other dental fillings	-	136	-	62.136
30065000	First-aid boxes and kits	236	2.430	1.173	19.425
30066000	Chemical contraceptive preparations based on hormones, on other products of heading 2937 or on spermicides	35.568	341.860	2.333.873	21.860.096
30067000	Gel prep designed to be used in hum or vet med as a lubricant for parts of the body for surg operations or physical exam	5	24.500	5	189.026
30069210	Waste pharmaceuticals of medicaments for the treatment of cancer, HIV/AIDS or other intractable diseases	-	5	-	233
30069290	Waste pharmaceuticals other than medicaments for the treatment of cancer, HIV/AIDS or other intractable diseases	-	77	-	4.854
30069300	Placebos and blinded (or double-blinded) clinical trial kits for a recognised clinical trial put up in measured doses	1	1.068	9	2.148
31010010	Fertilisers produced by of solely vegetable origin	835.685	11.735.623	222.751	3.318.909
31010092	Fertilisers produced of animal origin (other than guano), chemically treated	20.750	119.067	4.773	274.053
31010099	Animal fertilisers,not chemically treated	1.280.965	18.704.459	620.058	6.001.387
31021000	Urea, whether or not in aqueous solution	40.429.752	1.759.211.985	23.188.335	1.100.873.907
31022100	Ammonium sulphate	1	488.820	1	171.446
31022900	Double salts and mixtures of ammonium sulphate and ammonium nitrate	-	67.094	-	25.647
31023000	Ammonium nitrate, whether or not in aqueous solution	2.812.000	23.785.000	2.351.374	19.011.635
31024000	Mixtures of ammonium nitrate with calcium carbonate or other inorganic non-fertilising substances	-	20	-	20
31025000	Sodium nitrate	-	110.000	-	97.628
31028000	Mixtures of urea and ammonium nitrate in aqueous or ammoniacal solution	-	107.322	-	15.049
31029000	Mineral or chemical fertilisers, nitrogenous, other than HS 31021000-31028000	-	43.191	-	168.631
31031190	Superphosphates containing by weight 35 % or more of diphosphorus pentaoxide (P2O5), other than feed grade	425.000	11.245.965	128.018	2.720.683

Tabel 3 : Ekspor Indonesia menurut Komoditi (Kode HS 8 digit)

Desember 2022

Kode H S	Uraian golongan barang	Berat bersih (Kg)		Nilai F.O.B. (U S \$)	
		Bulan ini	Kumulatif	Bulan ini	Kumulatif
(1)	(2)	(3)	(4)	(5)	(6)
31031990	Superphosphates containing by weight less than 35 % of diphosphorus pentaoxide (P2O5), other than feed grade	266.000	5.183.300	60.797	1.121.079
31039010	Calcined phosphatic fertilisers	-	738.200	-	180.331
31039090	Mineral or chemical fertilisers, phosphatic, other than superphosphate & calcined phosphatic fertilisers	450.600	17.636.655	140.630	5.718.803
31042000	Potassium chloride	34.000	4.930.787	36.461	5.267.069
31043000	Potassium sulphate	590.000	13.245.002	474.964	10.354.424
31051020	Mineral/chemical fertilisers contain 2 or 3 of fertilising elements in tablets/similar forms of a gross weight ≤10 kg	-	72.005	-	62.286
31052000	Mineral or chemical fertilisers containing the three fertilising elements nitrogen, phosphorus and potassium	41.647	4.733.241	19.553	3.342.301
31053000	Diammonium hydrogenorthophosphate (diammonium phosphate)	-	103.023	-	69.102
31054000	Ammonium dihydrogenorthophosphate and mixtures thereof with diammonium hydrogenorthophosphate	3.000	5.635	2.564	8.930
31055100	Mineral or chemical fertilisers containing nitrates and phosphates	64.800	27.713.010	18.403	15.038.096
31055900	Mineral/chemical fertilisers, contain the two fertilising elements nitrogen and phosphorus, oth contain nitrates and phosphates	44.000	568.149	7.687	99.860
31056000	Mineral or chemical fertilisers containing the two fertilising elements phosphorus and potassium	150	8.232	35	2.878
31059000	Mineral/chemical fertilisers contain two/three of fertilising elements nitrogen, phosphorus & potassium, oth HS 31052000-31056000	860.252	14.582.496	237.575	3.816.165
32011000	Quebracho extract	300	300	990	990
32012000	Wattle extract	-	0	-	18
32019000	Tanning extracts of vegetable origin, tanning and their salts, ethers, ester and other derivatives, other than quebracho and wattle extract	1.479.955	19.052.868	4.734.253	56.200.866
32021000	Synthetic organic tanning substances	221.280	3.393.560	346.133	5.409.149
32029000	Inorganic tanning substances, tanning prep, whether or not containing natural tanning substances, enzymatic prep for pre-tanning	6	49.007	49	70.420
32030010	Colouring matter of vegetable/animal origin incl dyeing extracts excluding animal black, of a kind used in the food/drink industries	18.105	34.803	9.496	290.559
32030090	Colouring matter of vegetable/animal origin incl dyeing extract excluding animal black other than used in the food or drink industries	129	13.230	379	92.885
32041110	Disperse dyes and preparations based thereon, crude	20	49.638	1.160	487.448
32041190	Disperse dyes and preparations based thereon, other than crude	126.873	5.737.450	1.885.923	63.479.300
32041210	Acid dyes, whether or not premetallised, and preparations based thereon	37.160	564.506	542.990	7.935.145
32041290	Mordant dyes and preparations based thereon	2	6.307	6	124.336
32041300	Basic dyes and preparations based thereon	13.327	41.968	153.126	479.598
32041400	Direct dyes and preparations based thereon	253.200	2.308.280	500.874	5.298.336
32041500	Vat dyes (including those usable in that state as pigments) and preparations based thereon	20.626	652.892	493.707	11.376.293
32041600	Reactive dyes and preparations based thereon	199.247	3.843.104	1.267.845	25.119.259
32041710	Synthetic organic pigment in powder form	155.570	2.952.355	1.532.993	24.635.665
32041790	Pigments and preparations based thereon, other than synthetic organic pigment in powder form	204.538	2.834.180	1.222.754	16.369.485
32041900	Synthetic organic colouring matter & prep, including mixtures of colouring matter of 2 or more of the subheading 320411-320419	36.231	1.739.350	49.383	2.160.071
32042000	Synthetic organic products of a kind used as fluorescent brightening agents	1.072.012	10.966.933	1.959.736	20.621.177
32049000	Synthetic organic colouring matter, prep as specified in Note 3 to this Chapter, other than HS 32041100-32042000	-	9.723	-	92.285

Tabel 3 : Ekspor Indonesia menurut Komoditi (Kode HS 8 digit)

Desember 2022

Kode H S	Uraian golongan barang	Berat bersih (Kg)		Nilai F.O.B. (U S \$)	
		Bulan ini	Kumulatif	Bulan ini	Kumulatif
(1)	(2)	(3)	(4)	(5)	(6)
32050000	Colour lakes, preparations as specified in Note 3 to this Chapter based on colour lakes.	5	146	131	7.963
32061910	Pigments based on titanium dioxide containing less than 80 % by weight of titanium dioxide calculated on the dry matter	5.000	23.517	40.140	267.552
32061990	Preparations based on titanium dioxide containing < 80% by weight of titanium dioxide calculated on the dry matter	58.400	878.675	231.855	2.947.737
32062010	Chrome yellow, chrome green and molybdate orange or red based on chromium compounds	41.000	415.645	147.955	2.229.613
32062090	Pigments and preparation based on chromium compounds, oth than chrome yellow, chrome green and molybdate orange/red from chrome compounds	-	52.067	-	210.120
32064190	Ultramarine	200	164.800	350	306.942
32064919	Preparations of other inorganic pigment based on cadmium compounds of hexacyanoferrates (ferrocyanides and ferricyanides)	-	71.731	-	581.972
32064990	Colouring matter, other than ultramarine and prep based thereon or lithopone and other pigments and prep based on zinc sulphide	80.230	1.357.483	609.389	8.172.574
32065090	Inorganic products of a kind used as luminophores, other than preparations	1	13	443	5.593
32071000	Prepared pigments, prepared opacifiers, prepared colours and similar preparations	190.931	6.509.515	1.223.257	25.215.522
32072010	Enamel frits	17.609	244.667	42.034	625.706
32072090	Vitrifiable enamels and glazes, engobes (slips) and similar preparations, other than enamel frits	1.191.506	7.165.747	479.194	4.510.930
32073000	Liquid lustres and similar preparations	134	11.763	110	32.655
32074000	Glass frit and other glass, in the form of powder, granules or flakes	512.100	7.711.836	586.114	6.264.998
32081011	Varnishes (including lacquers) based on polyesters of a kind used in dentistry	-	6	-	37
32081019	Varnishes (including lacquers) based on polyesters, other than of a kind used in dentistry	814	44.847	2.554	165.935
32081020	Antifouling and/or anticorrosive paints for ships' hulls based on polyesters	34	2.292	23	8.059
32081090	Paint incl enamels based on polyesters, oth than varnishes incl lacq and antifouling and/or anticorrosive paint for ships' hulls	606.732	8.505.045	1.862.005	28.135.410
32082040	Antifouling and/or anticorrosive paints for ships' hulls based on acrylic or vinyl polymers	1.402	17.372	7.321	138.451
32082070	Varnishes (including lacquers), of a kind used in dentistry based on acrylic or vinyl polymers	4.800	4.836	21.520	21.555
32082090	Paints based on acrylic or vinyl polymers, oth than antifouling and/or anticorrosive paint	233.647	4.133.617	836.132	14.647.525
32089011	Varnishes (including lacquers), >100oC heat resistance, used in dentistry, other than based on polyesters, acrylic/vinyl polymers	-	1.000	-	400
32089019	Varnishes (including lacquers), >100oC heat resistance, not used in dentistry, other based on polyesters, acrylic/vinyl polymers	7.032	360.171	26.063	1.172.880
32089029	Varnishes (incl lacquers), ≤100oC heat resistance, not used in dentistry, oth based on polyesters, acrylic/vinyl polymers	183.500	1.566.591	671.268	5.362.909
32089030	Antifouling and/or anticorrosive paints for ships' hulls other than based on polyesters and based on acrylic or vinyl polymers	-	268	-	1.076
32089090	Paint & varnishes incl enamels & lacquers exc based on polyesters & based on acrylic/vinyl polymers & HS 32081010-32089030	616.975	8.067.739	2.278.840	32.592.820
32091010	Varnishes (including lacquers), based on acrylic or vinyl polymers	48.400	462.959	76.019	863.091
32091050	Antifouling and/or anticorrosive paints for ships' hulls, based on acrylic or vinyl polymers	4.426	16.443	40.747	104.027

Tabel 3 : Ekspor Indonesia menurut Komoditi (Kode HS 8 digit)

Desember 2022

Kode H S	Uraian golongan barang	Berat bersih (Kg)		Nilai F.O.B. (U S \$)	
		Bulan ini	Kumulatif	Bulan ini	Kumulatif
(1)	(2)	(3)	(4)	(5)	(6)
32091090	Paints&varnishes including enamels based on acrylic or vinyl polymers, other than HS 32091010-32091050	65.388	914.115	127.641	2.525.974
32099000	Paints and varnishes (including enamels and lacquers), other than based on acrylic or vinyl polymers	458.443	3.139.003	723.943	5.060.686
32100010	Varnishes (including lacquers)	17	92.776	245	548.155
32100030	Prepared water pigments of a kind used for finishing leather	3.465	4.015	5.849	7.096
32100091	Antifouling and/or anticorrosive paints for ships' hulls	-	339	-	1.329
32100099	Paints other than antifouling and/or anticorrosive paints for ships' hulls	70.244	291.857	420.790	1.911.505
32110000	Prepared driers	45	49.781	534	212.470
32121000	Stamping foils	1.679	60.526	31.038	765.740
32129011	Aluminium paste dispersed in nonaqueous media, of a kind used in the manufacture of paints (including enamels)	-	36.952	-	10.179
32129014	Pigments incl metallic powders and flakes dispersed in not water media,in liq/paste form,for manufacture of leather paint	-	146	-	1.877
32129019	Pigment incl metallic powders and flakes dispersed in not water media,in liq/paste form,not for manufacture of leather paint	455	21.548	1.311	180.141
32129021	Dyes and other colouring matter put up in forms or packings for retail sale of a kind used in the food or drink industries	125	1.191	828	8.379
32129022	Dyes put up in forms/packings for retail sale of a kind not used in the food/drink industries	-	5.527	-	90.001
32129029	Colouring matter put up in forms/packings for retail sale of a kind not used in the food/drink industries	1.147	47.773	7.132	161.403
32131000	Colours in sets, of a kind used by artists, students or signboard painters	722	6.164	8.035	51.739
32139000	Colours, of a kind used by artists, students or signboard painters, other than colours in sets	2	683	6	2.534
32141000	Glaziers' putty, grafting putty, resin cements, caulking compounds & other mastics, painters' fillings	57.619	1.453.780	272.887	5.086.002
32149000	Non-refractory surfacing preparations for facades, indoor walls, floors, ceilings or the like.	241.594	3.149.143	188.289	4.415.168
32151110	Printing ink, black, ultraviolet curable	-	2.287	-	7.863
32151120	Printing ink, black, solid ink in engineered shapes for insertion into	1.110	1.153	1.746	2.311
32151190	Printing ink, black, other than ultraviolet curable and solid ink in engineered shapes for insertion into	100.645	1.088.253	1.086.063	10.506.962
32151910	Printing ink, other than black, solid ink in engineered shapes for insertion into	190.478	1.605.035	752.178	6.975.633
32151990	Printing ink, other than black, other than solid ink in engineered shapes for insertion into	377.527	6.517.691	4.599.907	67.130.906
32159060	Writing or drawing ink	3	6.410	13	40.406
32159070	Ink of a kind suitable for use with duplicating machines of heading 8472	32.617	322.496	723.528	8.010.177
32159090	Ink, whether or not concentrated or solid, other than HS 32151110-32159070	41.963	604.096	223.520	4.799.697
33011200	Essential oils of orange	229	6.308	5.277	118.183
33011300	Essential oils of lemon	-	2.853	-	82.393
33011900	Essential oils of citrus fruit, other than of orange & lemon	54.274	448.892	1.391.967	8.667.608
33012400	Essential oils of peppermint (Mentha piperita)	1	11.783	4	336.206
33012500	Essential oils of other mints, other than peppermint (Mentha piperita)	-	55.666	-	2.354.259
33012920	Essential oils of sandalwood	1.339	67.208	103.963	6.270.899
33012930	Essential oils of citronella	62.749	402.946	861.269	5.599.608
33012940	Essential oils of nutmeg	54.169	218.053	1.348.140	8.398.797
33012950	Essential oils of cloves	139.820	1.086.215	2.420.254	16.668.199
33012960	Essential oils of patchouli	238.873	1.431.728	9.319.673	59.054.968
33012970	Essential oils of lemon grass, cinnamon, ginger, cardamom or fennel	5.263	89.524	725.633	7.376.155
33012990	Essential oils other than HS 33011200-33012970	19.497	884.494	1.254.143	29.548.419
33013000	Resinoids	-	155	-	7.242

Tabel 3 : Ekspor Indonesia menurut Komoditi (Kode HS 8 digit)

Desember 2022

Kode H S	Uraian golongan barang	Berat bersih (Kg)		Nilai F.O.B. (U S \$)	
		Bulan ini	Kumulatif	Bulan ini	Kumulatif
(1)	(2)	(3)	(4)	(5)	(6)
33019010	Aqueous distillates & aqueous solutions of essential oils suitable for medicinal use	5.848	50.471	212.917	1.541.099
33019020	Extract oleoresins	1	1	1	2
33019090	Concentrates of essential oils in fats, in fixed oils, in waxes or the like, obtained by enfleurage or maceration, terpenic by-products of the deterpenation of essential oils	74.229	1.151.279	573.102	26.849.209
33021010	Odoriferous alcoholic preparations of a kind used in the manufacture of alcoholic beverages, in liquid form	14.880	140.522	159.753	1.543.673
33021020	Odoriferous alcoholic preparations of a kind used in the manufacture of alcoholic beverages, in other forms	300	12.647	10.020	182.007
33021030	Other of a kind used in the food or drink industries not containing alcohol	453.120	3.211.235	4.003.892	31.369.972
33021090	Odoriferous alcoholic preparations of a kind used in the food or drink industries, other than HS 33021010-33021020	846.534	11.973.403	10.239.611	112.833.321
33029000	Odoriferous substances and mixtures, used as raw materials in industries other than the food or drink industries	427.627	5.406.640	7.605.096	80.648.889
33030000	Perfumes and toilet waters	447.804	8.359.331	6.985.596	136.756.667
33041000	Lip makeup preparations	892	28.332	67.046	1.509.192
33042000	Eye makeup preparations	18.591	85.184	203.240	1.967.960
33043000	Manicure and pedicure preparations	6.009	26.258	83.260	401.891
33049100	Beauty or make up preparations, powders, whether or not compressed	237.438	3.687.200	783.558	10.439.953
33049920	Antiacne preparations	7.895	417.889	52.759	1.187.421
33049930	Face or skin creams and lotions other than antiacne preparations	1.375.765	14.200.702	4.358.249	44.889.295
33049990	Beauty/make up preparat, for the care of the skin (incl sunscreen or sun tan preparations), ot HS 33041000-33049930	1.011.091	13.952.149	5.918.312	90.349.147
33051010	Shampoos having antifungal properties	832.607	6.384.502	1.733.918	12.689.300
33051090	Shampoos not having antifungal properties	952.239	12.499.040	2.161.216	29.284.342
33052000	Preparations for permanent waving or straightening	3.070	38.376	13.712	270.364
33053000	Hair lacquers	1.601	6.834	2.523	81.381
33059000	Preparations for use on the hair, other than shampoos, preparations for permanent waving or straightening and hair lacquer	391.612	8.790.125	2.694.828	48.085.980
33061010	Dentifrices in powders forms and pastes for dental prophylaxis	331.646	7.633.371	859.713	15.421.480
33061090	Dentifrices, other than in powders forms and pastes for dental prophylaxis	191.223	1.020.964	539.349	3.799.395
33062000	Yarn used to clean between the teeth (dental floss)	-	8.313	-	12.346
33069000	Prep for oral/dental hygiene, incl denture fixative pastes and powders,in individual retail packages,other than dentifrices	32.074	596.697	128.902	1.632.114
33071000	Preshave, shaving or aftershave preparations	2.619	140.832	7.388	407.817
33072000	Personal deodorants and antiperspirants	197.400	1.720.744	1.250.153	10.105.844
33073000	Perfumed bath salts and other bath preparations	23	365	240	10.428
33074110	Agarbatti and other odoriferous prep which operate by burning, Scented powders of a kind used during religious rites	93.926	1.322.218	43.286	1.013.598
33074190	Agarbatti and other odoriferous prep which operate by burning, other than scented powders of a kind used during religious rites	20.026	165.272	47.739	593.526
33074910	Room perfuming preparations, whether or not having disinfectant properties	107.031	1.365.609	666.113	7.665.420
33074990	Deodorising rooms, other than room perfuming preparations, whether or not having disinfectant properties	8.358	246.359	52.897	1.144.490
33079010	Animal toilet preparations	-	9	-	31
33079030	Papers and tissues, impregnated or coated with perfume or cosmetics	114.921	897.656	289.138	2.424.011
33079040	Perfumery or cosmetics, including depilatories, other than HS 33071000-33079030	5.856	116.190	193.786	971.577
33079050	Contact lens or artificial eye solutions	-	34.411	-	262.409

Tabel 3 : Ekspor Indonesia menurut Komoditi (Kode HS 8 digit)

Desember 2022

Kode H S	Uraian golongan barang	Berat bersih (Kg)		Nilai F.O.B. (U S \$)	
		Bulan ini	Kumulatif	Bulan ini	Kumulatif
(1)	(2)	(3)	(4)	(5)	(6)
33079090	Perfumery, cosmetic or toilet preparations, other than HS 33071000-33079050	50.548	521.779	453.308	4.966.747
34011140	Medicated soap including disinfectant soap	2.130.288	26.145.145	3.752.656	42.628.913
34011150	Soap for toilet use including bath soap other than medicated soap	13.106.250	111.702.042	25.465.570	201.065.602
34011161	Soap and organic surface-active products and preparations for toilet use, nonwovens impregnated, coated or covered with soap or detergent in packings for retail sale	798	1.499	903	5.098
34011169	Soap and organic surface-active products and preparations for toilet use, of felt or nonwovens, impregnated, coated or covered with soap or detergent other than nonwovens in packings for retail sale	119	33.092	277	77.207
34011170	Soap and organic surface-active products and preparations for toilet use, of paper, impregnated, coated or covered with soap or detergent	1.000	1.002	762	792
34011190	Soap and organic surface-active products & preparations in the form of bars, cakes, moulded pieces or shapes, and paper, for toilet use, other than HS 34011161 & HS 34011170	346.220	7.169.816	448.744	8.150.407
34011910	Soap and organic surface-active products and preparations other than for toilet use, of felt or nonwovens, impregnated, coated or covered with soap or detergent	-	80	-	51
34011920	Soap and organic surface-active products and preparations other than for toilet use, of paper, impregnated, coated or covered with soap or detergent	135	144.926	337	87.277
34011990	Soap and organic surface-active products and preparations in the form of bars, cakes, moulded pieces or shapes, and paper, other than for toilet use, other than HS 34011910-34011920	4.478.323	48.657.933	6.445.512	79.664.594
34012020	Soap chips	41.142.799	473.684.459	33.783.384	473.900.735
34012091	Soap in other forms of a kind used for flotation deinking of recycled paper, other than soap chips	126.000	2.088.000	118.456	2.589.440
34012099	Soap in other forms, other than soap chips and soap of a kind used for flotation deinking of recycled paper	198.464	23.253.842	431.217	24.468.359
34013000	Organic surfaceactive products&prep for washing the skin,in the form of liquid/cream&put up for retail, contain soap/not	1.090.807	12.557.494	3.430.567	38.799.311
34023110	Sulphonated alkylbenzenes	593.074	9.007.998	827.698	13.503.558
34023190	Linear alkylbenzene sulphonic acids and their salts other than Sulphonated alkylbenzenes	15.695	379.474	8.803	453.974
34023910	Sulphated fatty alcohols	2.171.921	24.827.865	3.576.331	49.699.136
34023990	Other linear alkylbenzene sulphonic acids and their salts other than sulphated fatty alcohols	225.681	10.850.683	479.315	28.855.931
34024100	Cationic	40.564	2.852.130	66.816	5.403.208
34024210	Hydroxyl-terminated polybutadiene	5.348	46.973	12.819	108.533
34024290	Non ionic other than Hydroxyl-terminated polybutadiene	62.716	1.502.121	146.489	3.576.729
34024910	Other than cationic and non-ionic suitable for use in fire-extinguishing preparations	-	127.159	-	202.493
34024990	Other than cationic and non-ionic not suitable for use in fire-extinguishing preparations	687.919	8.173.752	723.756	10.863.531
34025011	Surface-active preparations put up for retail sale in liquid form	1.023.915	13.252.584	1.018.784	14.462.042
34025012	Anionic washing preparations or cleaning preparations, including bleaching, cleansing or degreasing preparations put up for retail sale in liquid form	5.350.514	40.028.398	3.728.270	28.918.527
34025019	Preparations put up for retail sale o.t surface-active preparations and anionic washing preparations or cleaning preparations, including bleaching, cleansing or degreasing preparations in liquid form	49.011	18.130.955	53.242	12.735.789
34025091	Surface-active preparations put up for retail sale in other than liquid form	11.796	67.305	7.667	87.100

Tabel 3 : Ekspor Indonesia menurut Komoditi (Kode HS 8 digit)

Desember 2022

Kode H S	Uraian golongan barang	Berat bersih (Kg)		Nilai F.O.B. (U S \$)	
		Bulan ini	Kumulatif	Bulan ini	Kumulatif
(1)	(2)	(3)	(4)	(5)	(6)
34025092	Anionic washing preparations or cleaning preparations, including bleaching, cleansing or degreasing preparations put up for retail sale in other than liquid form	14.757.101	129.847.871	12.758.062	107.788.468
34025099	Preparations put up for retail sale o.t surface-active preparations & anionic washing preparations or cleaning preparations, includ bleaching, cleansing or degreasing preparations in o.t liquid form	14.117	41.123.176	25.526	31.708.141
34029011	Anionic wetting agents in liquid form	24.360	702.935	49.821	1.347.108
34029012	Anionic washing or cleaning preparations, including bleaching, cleansing or degreasing preparations in liquid form	619.984	6.739.811	636.949	10.187.163
34029013	Washing/cleaning preparations, including bleaching, cleansing/degreasing prep in liquid form other than anionic prep	42.879	342.363	33.461	291.768
34029014	Anionic surface active preparations in liquid form other than anionic wetting agents and washing preparations	6.000	107.436	9.525	246.221
34029019	Surf active prep, wash prep incl aux wash&clean prep,cont soap/not,in liq form, oth than HS3401, 34029011-34029014, retail	456.842	5.538.672	858.922	11.825.932
34029091	Anionic wetting agents not in liquid form	1.006	114.836	2.862	243.355
34029092	Anionic washing or cleaning reparations,includ bleaching,cleansing or degreasing preparations not in liquid form	400	35.838	1.368	69.317
34029093	Washing/cleaning preparations, including bleaching, cleansing/degreasing prep not in liquid form other than anionic prep	25.212	510.387	34.410	559.582
34029094	Anionic surface active preparations not in liquid form other than anionic wetting agents and washing preparations	-	6.400	-	11.495
34029099	Surface active prep,wash prep incl aux wash&clean prep,cont soap/not,not in liq form,oth than of 3401,HS 34029091-34029094	419.348	9.325.897	1.306.229	20.603.413
34031111	Liquid lubricating oil prep, for treatm of textile,or oth material, containing petroleum oil/oil from bituminous mineral	4.495	12.478	9.781	81.152
34031119	Prep for treatm of textile/oth material,in liquid form,contain petrol oil/oil from bituminous mineral, other than lubricating	307	3.105	5.446	15.560
34031190	Prep for treatm of textile/oth material, contain petrol oil/oil from bituminous mineral, other than in liquid form	35	110.506	45	325.922
34031911	Lubricating preparations for aircraft engines,contain petroleum oil/oil from bituminous mineral, in liquid form	314	577	5.036	49.278
34031912	Lubricating prep cont. petroleum oil, not for treatment textile material/leather/furskins cont. silicone oil in liquid	6	39	10	745
34031919	Lubricate prep cont petrol oil not for treatment textile/leather/furskin/aircraft engine not cont silicone oil in liquid	32.126	213.599	158.429	742.613
34031990	Lubricating preparation containing petroleum oil not for treatment textile material/leather/furskins, not in liquid form	54.694	453.684	121.974	1.041.735
34039111	Lubricating preparation contain silicone oil-for treatment of textile/leather/furskins, not contain petrol,in liquid form	17	38.439	5.100	312.022
34039119	Lubricating prep for treatment of textile/leather/furskins, not contain petrol, in liquid form, other than contain silicone oil	-	93.539	-	212.355
34039190	Lubricating prep for treatment of textile/leather/furskins, not contain petrol, other than in liquid form	10.500	370.038	17.777	469.672
34039911	Lubricating preparations for aircraft engines, not contain petroleum oil/oil from bituminous mineral, in liquid form	22	261	1.057	3.939
34039912	Lubricating prep contain silicone oil not for treatment of textile/leather/furskins,not contain petrol,in liquid form	-	32.550	-	209.854

Tabel 3 : Ekspor Indonesia menurut Komoditi (Kode HS 8 digit)

Desember 2022

Kode H S	Uraian golongan barang	Berat bersih (Kg)		Nilai F.O.B. (U S \$)	
		Bulan ini	Kumulatif	Bulan ini	Kumulatif
(1)	(2)	(3)	(4)	(5)	(6)
34039919	Lubricating prep not cont petrol,not for treatment of textile/leather/furskins/aircraft,not cont silicone oil,in liquid	14.100	158.956	28.530	347.082
34039990	Lubricating preparations,not containing petroleum oil,not for treatment of textile/leather/furskins, not in liquid form	38.765	1.779.847	80.568	3.120.032
34042000	Waxes, artificial and prepared, of poly(oxyethylene) (polyethylene glycol)	2.280	142.837	5.078	284.118
34049090	Artificial waxes & prepared waxes, other than HS 34042000-34049010	5.691.300	64.191.722	8.133.811	119.280.105
34051000	Polishes, creams and similar preparations for footwear or leather	18.583	399.790	98.367	2.094.364
34052000	Polishes, creams and similar preparations for the maintenance of wooden furniture, floors or other woodwork	780	4.765	854	25.727
34053000	Polishes and similar preparations for coachwork, other than metal polishes	60	20.743	2	171.110
34054000	Scouring pastes and powders and other scouring preparations	144	17.323	1.124	32.782
34059010	Metal polishes	170	3.139	583	12.692
34059090	Polishes & creams, scouring pastes & powders & similar preparations, excluding waxes of HS 3404,oth HS 34051000-34059010	10.177	35.313	28.483	303.877
34060000	Candles, tapers and the like	125.947	1.973.454	420.612	6.095.328
34070010	Modelling pastes, including those put up for children's amusement	-	9	-	495
34070030	Preparations for use in dentistry, with a basis of plaster (of calcined gypsum or calcium sulphate)	-	16	-	664
35019010	Caseinates and other casein derivatives	-	1	-	1
35022000	Milk albumin, including concentrates of two or more whey proteins	180	2.971	142	1.747
35029000	Albumins, albuminates and other albumin derivatives, other than egg or milk albumin	-	229	-	1.436
35030041	Gelatin and gelatin derivatives in powder form with a bloating level of A250 or B230 or higher on the Bloom scale	-	360	-	793
35030049	Gelatin and gelatin derivatives oth in powder form with a bloating level of A250 or B230 or higher on the Bloom scale	1	3	9	44
35030069	Other glues of animal origin other than fish glues	751	11.844	1.350	19.971
35040000	Peptones and their deriv, oth protein substances and their deriv,not specified or included, hide powder,chromed or not.	38.003	907.116	17.017	390.201
35051010	Dextrins, soluble or roasted starches	196.650	2.986.464	157.297	1.904.000
35051090	Dextrins, other than soluble or roasted starches	820.760	10.127.708	1.309.790	16.810.329
35052000	Glues, based on starches, or on dextrins or other modified starches	464	34.474	22.025	226.264
35061000	Products suitable for use as glues or adhesives, put up for retail sale as glues or adhesives, net weight ≤ 1 kg	193.471	2.334.761	1.309.065	14.984.741
35069110	Optically clear free-film adhesives and optically clear curable liquid adhesives of a kind used solely or principally for the manufacture of flat panel displays or touch-sensitive screen panels	22.343	151.843	50.659	378.224
35069190	Optically clear free-film adhesives and optically clear curable liquid adhesives not of a kind used solely or principally for the manufacture of flat panel displays or touch-sensitive screen panels	537.284	7.714.226	1.500.555	20.202.982
35069900	Glues and other adhesives, prepared, n.e.c. in heading no. 3506, not exceeding a net weight of 1kg	118.102	1.309.415	464.288	4.686.157
35071000	Rennet and concentrates thereof	-	5	-	58
35079000	Enzymes, other than rennet & concentrates thereof	14.194	853.960	618.843	7.278.834
36031000	Safety fuses	-	151	-	432
36041000	Fireworks	147	8.761	1.130	30.135
36049090	Pyrotechnic products, n.e.c. in heading 3604	6.215	77.100	15.832	241.275
36050000	Matches, other than pyrotechnic articles of heading 3604	36.528	4.649.721	53.576	7.058.298
36069030	Ferrocium and other pyrophoric alloys in all forms	-	0	-	21

Tabel 3 : Ekspor Indonesia menurut Komoditi (Kode HS 8 digit)

Desember 2022

Kode H S	Uraian golongan barang	Berat bersih (Kg)		Nilai F.O.B. (U S \$)	
		Bulan ini	Kumulatif	Bulan ini	Kumulatif
		(1)	(2)	(3)	(4)
37011000	Photographic plates and film, for X-ray, in the flat, sensitised, unexposed, of any material oth paper, paperboard/textiles	94	2.673	2.210	52.337
37012000	Instant print film	-	1.719	-	140.712
37013000	Photographic plates and film in the flat, sensitised, unexposed, with any side exceeding 225mm, other than for X-ray and instant print film	-	384	-	16.907
37019190	Photographic plates for colour photography (polychrome) not suitable for use in the printing industry	-	3	-	30
37019990	Photographic plates and film in the flat, oth colour photography, not suitable for use in the printing industry	-	1	-	14
37023100	Photographic film in rolls without perforations, of a width not exceeding 105 mm, for colour photography (polychrome)	-	219	-	311
37023900	Photographic film in rolls without perforations, of a width not exceeding 105 mm, other than HS 37023100 & HS 37023200	29	280	902	22.540
37024400	Photo film in roll without perforat, width>105mm but ≤610mm, other than color photo,use in medic,surgical,dental/veterinary,sciences/in print industry	-	118	-	5.758
37025490	Photographic film in rolls, for polychrome,,16 mm < width ≤ 35 mm, of a length ≤ 30 m, other than for slide, use in other than medic,surgical,dent/vet,sci/in print ind	102	2.599	25.299	449.143
37029890	Photographic film in rolls, width > 35 mm, length < 120 m, not suitable for use in cinematography	5	29	1.294	6.659
37031010	Photographic paper,paperboard & textiles,sensitised,unexposed n rolls of a width > 610 mm but not exceeding 1,000 mm	-	1	-	220
37031090	Photographic paper, paperboard & textiles,sensitised,unexposed n rolls of a width > 610 mm but exceeding 1,000 mm	5.586	84.981	6.602	134.422
37032000	Photographic paper, paperboard & textiles,sensitised,unexposed, for colour photography (polychrome)	-	2.136	-	704
37039000	Photographic paper, paperboard & textiles, (for other than colour photography&in rolls of a width >610mm), sensitised,unexposed	189	8.834	950	12.566
37040010	X-ray plates or film	7	7	19	19
37040090	Photographic plates, film, paper, paperboard & textiles, exposed but not developed, other than X-ray plates or film	-	200	-	180
37050020	Microfilm	-	15	-	3
37050090	Photographic plates and film, exposed and developed, other than cinematographic film, other than X-ray and microfilm	25	542	1.982	166.152
37061090	Cinematographic film, exposed & developed of a width of 35 mm or more, other than HS 37061010 - 37061040	-	9	-	560
37069040	Cinematographic film other consisting only of sound tracks of a width less than 35 mm	-	0	-	32
37071000	Sensitising emulsions	452	906	1.506	3.070
37079010	Flashlight materials	-	25	-	300
37079090	Chemical preparations for photographic uses, other than flashlight materials not sensitising emulsions	11.000	54.249	41.800	549.488
38011000	Artificial graphite	-	61.326	-	96.658
38019000	Preparations based on graphite/other carbon, blocks, plates/oth semi-manufactures, other than HS 38011000-38013000	-	261.036	-	419.502
38021010	Activated carbon based on coconut shell charcoal	1.581.205	14.875.000	2.539.238	25.366.932
38021090	Activated carbon based on other than coconut shell charcoal	618.851	10.957.450	953.443	17.273.698
38029010	Activated bauxite	-	12.000	-	12.600
38029020	Activated clays or activated earths	8.818.556	123.170.461	3.224.633	40.086.961
38029090	Animal black, including spent animal black, other than activated bauxite, activated clays or activated earths	1.024.820	13.691.025	131.998	1.763.685
38030000	Tall oil, whether or not refined.	-	0	-	3
38040010	Concentrated sulphite lye	-	12.000	-	13.140

Tabel 3 : Ekspor Indonesia menurut Komoditi (Kode HS 8 digit)

Desember 2022

Kode H S	Uraian golongan barang	Berat bersih (Kg)		Nilai F.O.B. (U S \$)	
		Bulan ini	Kumulatif	Bulan ini	Kumulatif
(1)	(2)	(3)	(4)	(5)	(6)
38040090	Resid lyes from the manufact of wood pulp,Oth than concentrate sulphite lye and Calcium lignin sulphonat binder	-	3.726	-	10.932
38051000	Gum, wood or sulphate turpentine oils	1.014.110	21.438.352	2.807.350	66.106.196
38059000	Other terpenic oils, other treatment of coniferous woods, crude dipentene, sulphite turpentine and other crude para-cymene, pine oil containing alpha-terpineol as the main constituent	-	52.040	-	28.128
38061000	Rosin and resin acids	7.522.185	97.918.689	9.509.488	137.323.844
38063090	Ester gums other than in blocks	28.001	375.638	58.486	799.185
38069090	Rosin spirit and rosin oils, other than HS 38061000-38069010, rum gums other than in blokcks	4.302	65.859	8.809	63.078
38070000	Wood tar, wood tar oils, wood creosote, wood naphtha, vegetable pitch, brewers' pitch and similar preparations based on rosin, resin acids or on vegetable pitch	-	61.611	-	86.497
38085210	Wood preservatives, being preparations oth than surface coatings, cont insecticid/fungicid, in packing w ≤ 300 g,	0	0	200	1.037
38085220	Fungicides and insecticides in aerosol containers, in packing w ≤ 300 g,	2.850	6.575	8.068	19.688
38085290	DDT, in packing w≤300 g, other than wood preservatives, being preparations oth than surface coatings, cont insecticid/fungicid and fungicides and insecticides in aerosol containers	5	6.884	13	17.518
38085911	Insecticides, in aerosol containers	8.662	43.842	18.699	118.271
38085919	Insecticides, other than in aerosol containers	1.738	149.538	210	234.015
38085921	Fungicides, in aerosol containers	69.289	712.942	174.701	1.919.709
38085929	Fungicides, other than in aerosol containers	1.375	11.818	5.433	30.950
38085931	Herbicides, in aerosol containers	1.220	15.566	2.200	30.919
38085939	Herbicides, other than in aerosol containers	8.243	65.331	13.394	84.714
38085940	Herbicides, Antisprouting products	-	162	-	449
38085950	Herbicides, Plantgrowth regulators	-	27.181	-	107.523
38085960	Herbicides, Disinfectants	156.640	1.199.684	337.987	2.481.809
38085999	DDT (ISO) (clofenotane), in packings of a net weight content more than 300 g, other than wood preservative	-	33.648	-	212.461
38086110	Mosquito repellent coils,in packings of a net weight content ≤ 300 g	116	1.879.409	589	1.782.881
38086120	Mosquito repellent mats, in packings of a net weight content ≤ 300 g	10	2.973	15	4.912
38086130	In aerosol cans, in packings of a net weight content ≤ 300 g	-	27.421	-	106.650
38086140	Goods specified in Subhead Note 2 to this Chap,in liquid form,in pack of net weight content ≤ 300g	4.209	56.055	60.763	1.150.754
38086150	Goods specified in Subhead Note 2 to this Chap,having deodorising function,in pack, w≤ 300g	147	1.462	110	11.763
38086190	Good specifd in Subhead Note 2 to this Chapt,in packing of a net weight ≤ 300 g, other than HS 38086110 - 38086150	-	10.104	-	151.445
38086220	Mosquito repellent coils, in packings of a net weight content > 300 g but not exceeding 7.5 kg	-	514.009	-	477.446
38086240	Aerosol cans, in packings of a net weight content > 300 g but not exceeding 7.5 kg	69.438	686.065	203.318	2.017.824
38086250	Liquid form, in packings of a net weight content > 300 g but not exceeding 7.5 kg	20.944	435.963	297.880	8.781.754
38086290	Good specifd in Subhead Note 2 this Chapt,packings of 300g < net weight ≤7.5kg, other than HS38086210-38086250	15	55.531	101	178.542
38086910	Powder for moulding into mosquito coils, in packings of a net weight content >7.5kg	-	5.170	-	8.397
38086990	Moulding into mosquito coils other than powder, in packings of a net weight content >7.5kg	37.200	686.757	63.903	10.132.651
38089110	Insecticides, Intermediate preparat contain 2-(methylpropyl-phenol methylcarbamate)	68.265	395.586	79.376	580.075
38089120	Insecticides, powder for moulding into mosquito coil	-	27.758	-	34.034
38089130	Insecticides, in aerosol containers	20.911	428.939	58.184	1.358.863
38089140	Insecticides, mosquito repellent coils	1.002.278	18.081.705	1.314.479	22.328.336

Tabel 3 : Ekspor Indonesia menurut Komoditi (Kode HS 8 digit)

Desember 2022

Kode H S	Uraian golongan barang	Berat bersih (Kg)		Nilai F.O.B. (U S \$)	
		Bulan ini	Kumulatif	Bulan ini	Kumulatif
(1)	(2)	(3)	(4)	(5)	(6)
38089150	Insecticides, mosquito repellent mats	13.715	225.120	185.326	2.575.098
38089191	Insecticides, having deodorising function	35	306	173	1.129
38089199	Insecticides, other than HS 38089110-38089191	1.270.407	14.552.317	16.645.390	190.382.064
38089219	Fungicides, in aerosol containers, with a validamycin content exceeding 3 % by net weight	111.070	1.612.570	590.966	13.152.247
38089290	Fungicides, other than in aerosol containers	90.371	1.653.140	1.924.421	37.345.338
38089311	Herbicides, in aerosol containers	-	14.405	-	286.373
38089319	Herbicides, other than in aerosol containers	501.169	11.063.287	11.884.232	151.971.473
38089320	Anti-sprouting products	-	6.136	-	793.321
38089330	Plant-growth regulators	3.853	163.489	9.375	1.921.265
38089420	Disinfectants, other than containing mixtures of coal tar acid and alkalis, in aerosol containers	3.013	3.014	14.484	14.491
38089490	Disinfectants, other than containing mixtures of coal tar acid and alkalis, other than in aerosol containers	117.259	1.064.704	334.311	2.269.938
38089910	Wood preservatives, containing insecticides or fungicides	-	25	-	144
38089990	Wood preservatives, other than containing insecticides or fungicides	287.549	3.064.582	578.624	9.434.237
38091000	Finishing agents, dye carriers to accelerate dyeing or fixing of dye-stuffs with basis of amylaceous substances	-	3	-	1
38099110	Finishing agents, dye carriers to accelerate dyeing or fixing of dye-stuffs with other than amylaceous substances, of a kind used on the textile or like industries, softening agents	106.827	7.545.400	262.487	7.274.053
38099190	Finishing agents, dye carriers to accelerate dyeing or fixing of dye-stuffs with other than amylaceous substances, of a kind used on the textile or like industries, other than softening agents	1.090.260	14.654.144	2.528.626	32.468.420
38099200	Finishing agents, dye carriers to accelerate dyeing or fixing of dye-stuffs with other than amylaceous substances, of a kind used in the paper or like industries	922.791	12.522.355	706.521	11.228.373
38099300	Finishing agents, dye carriers to accelerate dyeing or fixing of dye-stuffs with other than amylaceous substances, of a kind used in the leather or like industries	5.624	569.699	42.159	643.385
38101000	Pickling preparations for metal surfaces; soldering, brazing/welding powders and pastes consisting of metal and other materials	-	17	-	1.274
38109000	Fluxes&oth auxiliary preparation, for soldering, brazing/welding, or prep use as cores/coat for welding electrodes/rods	197.388	701.990	242.042	1.120.841
38111900	Anti-knock preparations, other than those based on lead compounds	65.581	923.785	186.358	2.025.568
38112110	Lubricating oil additives, containing petroleum oils or oils obtained from bituminous minerals, put up for retail sale	-	252	-	1.474
38112190	Lubricating oil additives, containing petroleum oils or oils obtained from bituminous minerals, not for retail sale	-	29.512	-	201.363
38112900	Lubricating oil additives, not containing petroleum oils or oils obtained from bituminous minerals	-	13.188	-	91.786
38119010	Oxidation and gum inhibitors, viscosity improvers, anti-corrosive preparation, rust preventatives or corrosion inhibitor	50.720	791.456	59.176	1.267.016
38119090	Oxidation&gum inhibitor, viscosity improver, anti-corrosive prep, oth prep additive mineral oil/liquid, n.e.c. in heading 3811	5.202	383.078	13.351	671.670
38121000	Rubber accelerators, prepared	9.590	231.630	24.596	774.066
38122000	Plasticisers, compound, for rubber or plastics	490.994	6.612.675	3.452.664	77.423.849
38123100	Anti-oxidise prepar and other compound stabiliser;for rubber/plastic, mix of oligomer of 2,2,4-trimethyl-1,2-dihydroquinoline	15.000	772.756	94.020	502.883
38123900	Anti-oxidising preparations and other compound stabilisers, for rubber or plastics, other than 3812.31.00	646.944	6.622.938	3.836.034	67.532.414
38130000	Fire-extinguishers, preparations and charges and charged fire-extinguishing grenades	1.431	1.599	5.083	8.147

Tabel 3 : Ekspor Indonesia menurut Komoditi (Kode HS 8 digit)

Desember 2022

Kode H S	Uraian golongan barang	Berat bersih (Kg)		Nilai F.O.B. (U S \$)	
		Bulan ini	Kumulatif	Bulan ini	Kumulatif
(1)	(2)	(3)	(4)	(5)	(6)
38140000	Organic composite solvents and thinners, not elsewhere specified or included, prepared paint or varnish removers.	50.097	1.217.994	132.332	3.341.012
38151100	Catalyst,support; reaction initiator/accelerator&catalytic prep, with nickel/nickel compound as the active substance	18.268	277.051	21.943	388.306
38151200	Catalyst,support; reaction initiator/accelerator&catalytic prep, with precious metal or compounds as the active substance	30.398	326.035	14.879.941	167.362.109
38151900	The supported catalysts, other than HS 38151100 - 38151200	7	59.211	375	18.425
38159000	Reaction initiators, reaction accelerators and catalytic preparations, unsupported, n.e.c. or included	32.042	943.153	464.079	6.446.291
38160010	Refractory cements, other than products of heading no. 3801	300.697	1.493.520	192.936	1.812.781
38160090	Mortars, concretes & similar compositions, other than products of heading 3801.	44.621	885.604	14.693	318.495
38170000	Mixed alkylbenzenes & mixed alkylphthalenes, other than those of heading 2707 or 2902.	3.196.990	28.090.380	5.460.945	47.945.463
38180000	Chemical elementsDopedFor use in electronics, in Discs Form, wafer/similarForm, chemical Compound Doped For use in electronic	12.360	176.574	3.241.005	45.801.597
38190000	Hydraulic brake fluid&oth prep liquid hydraulic transmission nor contain ≤70% weight petrol oil/obtain bitumin mineral	20.456	141.568	30.942	278.847
38200000	Anti-freezing preparations and prepared de-icing fluids.	201.945	4.465.419	289.801	7.502.469
38210010	Prepared culture media for the development of microorganisms	-	38	-	10.353
38210090	Prepared culture media for the development of plant, human or animal cells	-	189	-	14.558
38221100	Diagnostic/laboratory reagents on a backing, prepared diagnostic/laboratory reagents whether/not on a backing, whether/not put up in the form of kits, For malaria	-	11	-	1.355
38221300	Diagnostic/laboratory reagents on a backing, prepared diagnostic/laboratory reagents whether/not on a backing, whether/not put up in the form of kits, For blood-grouping	-	1.153	-	35.704
38221900	Diagnostic/laboratory reagents on a backing, prepared diagnostic/laboratory reagents whether/not on a backing, whether/not put up in the form of kits, For other than malaria, zka and blood-grouping	7	2.610	307	27.237
38229010	Other than those of heading 3006, certified reference materials, Sterilisation indicator strips and tapes	2	182	171	6.064
38229090	Other than those of heading 3006, certified reference materials, other than Sterilisation indicator strips and tapes	10.919	290.285	17.186	5.836.364
38231100	Industrial monocarboxylic fatty acids, stearic acid	55.456.086	677.710.413	55.792.925	884.394.349
38231200	Industrial monocarboxylic fatty acids, oleic acid	8.794.112	139.137.594	9.082.795	219.615.787
38231300	Industrial monocarboxylic fatty acids, tall oil fatty acids	-	44.367	-	106.919
38231911	Industrial monocarboxylic fatty acids, acid oils from refining, coconut acid oil	582.269	18.951.803	540.113	25.308.026
38231919	Industrial monocarboxylic fatty acids, acid oils from refining, other than coconut acid oil	40.751.623	548.249.456	35.060.793	639.856.431
38231920	Industrial monocarboxylic fatty acids, other than acid oils from refining, palm fatty acid distillate	121.614.800	1.684.940.123	87.651.285	1.651.229.518
38231930	Industrial monocarboxylic fatty acids, other than acid oils from refining, palm kernel fatty acid distillate	5.076.194	91.009.725	3.783.231	99.304.160
38231990	Industrial monocarboxylic fatty acids, other than acid oils from refining, other than palm fatty acid distillate and palm kernel fatty acid distillate	92.904.188	1.009.798.441	92.310.850	1.430.108.495
38237010	Industrial fatty alcohols, in the form of wax	595.420	8.508.182	1.079.942	19.337.865
38237090	Industrial fatty alcohols other than in the form of wax	79.574.131	752.473.551	103.239.237	1.423.044.534
38241000	Prepared binders for foundry moulds or cores	283.252	3.119.965	181.636	2.403.800
38243000	Non-agglomerated metal carbides mixed together or with metallic binders	-	205	-	24.540
38244000	Prepared additives for cements, mortars or concretes	575.082	13.190.682	444.524	9.582.660
38245000	Non-refractory mortars and concretes	188.505	4.113.334	88.301	1.983.705
38246000	Sorbitol other than that of subheading 290544	2.337.626	41.238.836	1.641.117	27.739.140

Tabel 3 : Ekspor Indonesia menurut Komoditi (Kode HS 8 digit)

Desember 2022

Kode H S	Uraian golongan barang	Berat bersih (Kg)		Nilai F.O.B. (U S \$)	
		Bulan ini	Kumulatif	Bulan ini	Kumulatif
(1)	(2)	(3)	(4)	(5)	(6)
38248100	Goods specified in Subheading Note 3 to this Chapter, containing oxirane (ethylene oxide)	9	183	3	8.663
38248200	Goods specified in Subheading Note 3 to this Chapter, containing polychlorinated biphenyls (PCBs), polychlorinated terphenyls (PCTs) or polybrominated biphenyls (PBBs)	-	0	-	551
38249100	Mixtures and preparations consisting mainly of methyl methyl methylphosphonate and bis methylphosphonate	7.451	79.413	87.298	238.092
38249200	Polyglycol esters of methylphosphonic acid	14	27	34	78
38249910	Ink removers, stencil correctors, other correcting fluids & correction tapes(other than head 9612), packings for retail sale	296.231	1.342.311	545.337	3.564.337
38249930	Copying pastes with a basis of gelatin, whether presented in bulk/ ready for use (i.e: on a paper or textile backing)	0	49.019	5	158.981
38249940	Chemical products & preparations of the chemical or allied industries, composite inorganic solvents	1.206.754	29.926.696	1.467.922	39.603.353
38249950	Chemical products & preparations of the chemical or allied industries, acetone oil	18.775	284.200	26.277	445.352
38249960	Chemical products & preparations of the chemical or allied industries, chemical preparations contain monosodium glutamate	312.536	4.324.965	750.728	9.664.468
38249970	Chemical product&prep of the chemical/allied industries, other chemical prep, of used in the manufacture of foodstuff	720.513	7.546.119	2.179.632	27.089.497
38249991	Chemical products & preparations of chemical/allied industries, naphthenic acids, their water insoluble salts & their esters	9.255.618	131.059.666	10.582.818	281.510.619
38249999	Prepared binders for foundry moulds/cores; chemical product&prep of chemical/allied industry; other than HS 38241000-38249991	2.355.769	38.425.139	2.088.566	30.151.247
38252000	Residual products of the chemical or allied industries, not elsewhere specified or included: sewage sludge	-	31.262	-	32
38253010	Clinical waste: syringes, needles, cannulae and the like	-	22	-	1.506
38254900	Waste organic solvents: other than halogenated	-	0	-	1
38256900	Residual products, other wastes from chemical or allied industries, other than mainly containing organic constituents	-	41.220.174	-	91.321
38259000	Residual products of the chemical/allied industries, not elsewhere specified/included, other than HS 38251000 - 38256900	-	888.841	-	949.735
38260021	Biodiesel, not containing petroleum oil, Palm Methyl Ester, with ester alkyl content ≥96.5 % but < 98 %	12.000.084	60.109.091	10.869.695	58.009.879
38260022	Biodiesel, not containing petroleum oil, Palm Methyl Ester with ester alkyl content > 98 %	25.992.361	368.686.676	24.419.765	398.242.519
38260029	Biodiesel, not containing petroleum oil, Palm Methyl Ester with ester alkyl content < 96.5 %	-	5.729.655	-	5.144.214
38260090	Biodiesel and mixtures thereof, containing <70 % by weight of petroleum oils or oils obtained from bituminous minerals.	-	1.403.930	-	1.074.667
38271190	Mixtures containing halogenated derivatives, containing CFCs, HCFCs, PFCs, oth than Transformer&ircuit breaker oils, contain by weight < 70 % of petroleum oils/oils obtained from bituminous minerals	-	212	-	1.604
38273990	Mixtures containing halogenated derivatives, has HCFCs, has/not PFCs or HFCs, not have CFCs, Containing o.t substances of subhead 290341-290348&290371-290375, oth than transformer&ircuit breaker oils	-	1.620	-	2.431
38279000	Mixtures containing halogenated derivatives of methane, ethane or propane, not elsewhere specified or included, other than HS 38271110-38276900	1	368	52	5.195
39011012	Ethylene polymers, polyethylene w/ specific gravity of < 0.94, in liquid/paste form, Polyethylene containing 5 % or less alpha-olefin monomers)	107.100	940.650	73.495	768.990

Tabel 3 : Ekspor Indonesia menurut Komoditi (Kode HS 8 digit)

Desember 2022

Kode H S	Uraian golongan barang	Berat bersih (Kg)		Nilai F.O.B. (U S \$)	
		Bulan ini	Kumulatif	Bulan ini	Kumulatif
(1)	(2)	(3)	(4)	(5)	(6)
39011019	Ethylene polymers,polyethylene w/ specific gravity of < 0.94,in liquid/paste form, oth than Polyethylene containing 5 % or less alpha-olefin monomers)	46.265	1.248.266	128.682	1.592.555
39011092	Ethylene polymers,polyethylene w/ specific gravity of < 0.94,in oth than liquid/paste form, Polyethylene containing 5 % or less alpha-olefin monomers)	427.200	28.219.760	400.499	35.763.295
39011099	Ethylene polymers,polyethylene w/ specific gravity of < 0.94,in oth than liquid/paste form, oth than Polyethylene containing 5 % or less alpha-olefin monomers)	477.046	15.213.913	496.617	16.606.062
39012000	Ethylene polymers, in primary forms, polyethylene having a specific gravity of > 0.94	1.638.130	31.584.457	1.903.861	39.463.075
39013000	Ethylene polymers, in primary forms, ethylene-vinyl acetate copolymers	151.819	1.843.320	258.137	3.260.292
39014000	Ethylene polymers, in primary forms, ethylene-alpha-olefin copolymers, having a specific gravity of < 0.94	3.752.660	50.288.559	2.482.170	35.109.918
39019040	Ethylene polymers, in primary forms, other than 3901.10 - 3901.40, in dispersion	-	2	-	5
39019090	Ethylene polymers, in primary forms, other than 3901.10 - 3901.40, other than in dispersion	5.910.982	67.302.407	5.675.154	58.057.368
39021030	Polypropylene in primary forms, in dispersion	-	53.600	-	8.460
39021040	Polypropylene in primary forms, granules, pellets, beads, flakes, chips and similar forms	372.782	5.952.986	861.522	11.336.517
39021090	Polypropylene in primary forms, other than in dispersion, granules, pellets, beads, flakes, chips and similar forms	1.077.027	6.434.921	603.900	3.745.848
39022000	Polyisobutylene, in primary forms	-	752	-	1.325
39023030	Propylene copolymers, in the form of liquids or pastes	1.002	12.737	2.113	32.752
39023090	Propylene copolymers, other than in the form of liquids or pastes	500.805	4.243.410	814.462	7.845.677
39029010	Propylene, oth olefin polymers, oth HS 39021000 - 39023000, chlorinated polypropylene suitable in printing ink formulation	-	49.016	-	136.346
39029090	Propylene,oth olefin polymers,oth HS 39021000-39023000,oth than chlorinated polypropylene suitable in printing ink formulation	190.606	2.407.282	106.992	2.002.058
39031110	Polystyrene, expansible, in the form of granules	224.801	2.281.028	567.325	5.910.178
39031190	Polystyrene, expansible, in the form of other than granules	134	31.784	700	143.921
39031910	Polystyrene, other than expansible, in dispersion	949.010	7.497.520	352.478	4.790.194
39031920	Polystyrene, other than expansible, in granules, pellets, beads, flakes, chips and similar forms	283.980	6.693.057	255.154	7.735.093
39031990	Polystyrene, other than expansible, other than in dispersion, granules, pellets, beads, flakes, chips and similar forms	1.685.231	20.760.974	664.252	11.385.820
39032090	Styrene-acrylonitrile (SAN) copolymers, other than in aqueous and non-aqueous dispersion	13	128.578	56	135.479
39033040	Acrylonitrile-butadiene-styrene (ABS) copolymers, in aqueous dispersion	137.830	990.232	85.110	918.317
39033060	Acrylonitrile-butadiene-styrene (ABS) copolymers, in the form of granules	500	59.907	4.015	155.333
39033090	Acrylonitrile-butadiene-styrene (ABS) copolymers, oth than in aqueous and non-aqueous dispersionin, and the form of granules	1.459.061	23.700.005	609.445	15.109.082
39039030	Polymers of styrene, in primary forms, oth than polystrene, SAN, ABS, in dispersion	640.560	9.520.996	667.658	10.110.055
39039091	Polymers of styrene, in primary forms, oth than polystrene, SAN, ABS, other than in dispersion, impact resistant polymers of styrene, having notched izod impact at 23 oC less than 80 J/m	27.000	27.005	16.740	16.750
39039099	Polymers of styrene, in primary forms, oth than polystrene, SAN, ABS, other than in dispersion, oth than impact resistant polymers of styrene, having notched izod impact at 23 oC less than 80 J/m	1.895.828	22.728.912	2.352.424	32.613.064

Tabel 3 : Ekspor Indonesia menurut Komoditi (Kode HS 8 digit)

Desember 2022

Kode H S	Uraian golongan barang	Berat bersih (Kg)		Nilai F.O.B. (U S \$)	
		Bulan ini	Kumulatif	Bulan ini	Kumulatif
(1)	(2)	(3)	(4)	(5)	(6)
39041010	Poly(vinyl chloride), not mixed with any other substances, homopolymers, suspension type	37.667.860	325.943.040	25.154.916	333.076.276
39041091	Poly(vinyl chloride), not mixed with any other substances, oth thn homopolymers suspension type, in the form of granules	-	147.264	-	113.951
39041092	Poly(vinyl chloride), not mixed with any other substances, oth thn homopolymers suspension type, in the form of powder	-	10.586.002	-	15.213.230
39041099	Poly(vinyl chloride),not mixed with any oth substances,oth homopolymers suspension type,other than in the granules/powder form	1.567.008	37.740.793	998.753	37.549.208
39042190	Other poly(vinyl chloride), non-plasticised, in primary forms, in the form of other than granules and powder	22.023	442.185	8.620	324.586
39042210	Other poly(vinyl chloride), plasticised, in primary forms, in dispersion	-	4	-	11
39042220	Other poly(vinyl chloride), plasticised, in primary forms, in the form of granules	558.100	4.732.025	1.095.486	10.188.776
39042290	Other poly(vinyl chloride), plasticised, in primary forms, in the form of other than granules and powder	20.006	160.285	28.613	263.943
39043020	Vinyl chloride-vinyl acetate copolymers, in primary forms, in the form of powder	-	11.530	-	22.711
39043090	Vinyl chloride-vinyl acetate copolymers, in primary forms, other in the form of granules/powder	40	53.398	7.686	138.499
39044010	Other vinyl chloride copolymers, in primary forms, n.e.c. in heading 3904, in the form of granules	-	3.501	-	15.916
39044020	Other vinyl chloride copolymers, in primary forms, n.e.c. in heading 3904, in the form of powder	-	2.000	-	11.336
39044090	Other vinyl chloride copolymers, in primary forms, n.e.c. in heading 3904, in the form of other than granules and powder	-	511	-	2.640
39045090	Vinylidene chloride polymers, in primary forms, other in the form of dispersion/granules/powder	1	1	2	2
39046190	Fluoro-polymers,polytetrafluoroethylene, in primary forms, other than in form of granules/powder	600	6.119	13.470	133.401
39046990	Fluoro-polymers, other than polytetrafluoroethylene, in primary forms, in the form other than dispersion, granules, and powder	1.050	6.195	63.587	406.560
39049090	Vinyl chloride, oth halogenated olefin polymers, n.e.c. in heading no. 3904, other thn in form of dispersion/granules/powder	16	43.109	45	38.590
39051200	Poly(vinyl acetate), in aqueous dispersion, in primary forms	161.580	1.877.485	251.990	3.277.134
39051910	Poly(vinyl acetate), other than in aqueous dispersion, in primary forms, in the form of liquids or pastes	-	10.400	-	9.214
39051990	Poly(vinyl acetate), other than in aqueous dispersion, in primary forms, other than in the form of liquids or pastes	8.000	47.861	19.188	118.152
39052100	Vinyl acetate copolymers, in aqueous dispersion, in primary forms	25.240	413.900	45.128	735.721
39052900	Vinyl acetate copolymers, other than in aqueous dispersion, in primary forms	60.002	290.013	102.507	598.799
39053010	Poly(vinyl alcohol), whether or not containing unhydrolysed acetate groups, in dispersion	-	13.248	-	17.511
39053090	Poly(vinyl alcohol), whether or not containing unhydrolysed acetate groups, other than in dispersion	200	30.820	835	61.277
39059110	Other vinyl polymers in primary forms, copolymers, in dispersion	66	129	7	12
39059190	Other vinyl polymers in primary forms, copolymers, other than in dispersion	-	23	-	1.118
39059990	Other vinyl polymers in primary forms, other than copolymers, other than in aqueos and non-aqueos dispersion	3	536.413	3	633.874
39061010	Acrylic polymers, poly(methyl methacrylate), in primary forms, in dispersion	305.680	4.858.423	320.875	5.833.023

Tabel 3 : Ekspor Indonesia menurut Komoditi (Kode HS 8 digit)

Desember 2022

Kode H S	Uraian golongan barang	Berat bersih (Kg)		Nilai F.O.B. (U S \$)	
		Bulan ini	Kumulatif	Bulan ini	Kumulatif
(1)	(2)	(3)	(4)	(5)	(6)
39061090	Acrylic polymers, poly(methyl methacrylate), in primary forms, other than in dispersion	357.071	3.075.292	451.938	4.717.787
39069020	Acrylic polymers, other than poly(methyl methacrylate), in primary forms, in dispersion	2.159.158	38.942.102	2.755.969	53.612.996
39069092	Acrylic polymers, other than poly(methyl methacrylate), in primary forms, other than in dispersion, sodium polyacrylate	1.104.381	18.896.166	1.698.648	28.911.346
39069099	Acrylic polymers, other than poly(methyl methacrylate), in primary forms, other than in dispersion, other than sodium polyacrylate	1.025.597	17.365.365	1.730.508	31.262.361
39071000	Polyacetals, in primary forms	43.025	881.717	42.775	1.035.877
39072100	Other polyethers, in primary forms, bis(poxyethylene) methylphosphonate	17.100	62.204	46.546	170.374
39072910	Other polyethers, in primary forms, other than bis(poxyethylene) methylphosphonate, polytetramethylene ether glycol	-	553.221	-	2.080.055
39072990	Other polyethers, in primary forms, other than bis(poxyethylene) methylphosphonate, other than polytetramethylene ether glycol	17.083	510.931	35.386	1.319.611
39073020	Epoxide resins, in primary forms, of a kind used for coating, in powder form	17.012	1.259.015	31.749	2.297.159
39073030	Epoxide resins, in primary forms, in the form of liquids or pastes	2.191	148.565	16.169	318.358
39073090	Epoxide resins, in primary forms, other than of a kind used for coating in powder form, other than in liquids/pastes form	5.199	617.825	24.333	2.279.655
39074000	Polycarbonates, in primary forms	765.003	14.086.002	718.826	13.145.046
39075010	Alkyd resins, in primary forms, in the form of liquids or pastes	682.223	6.223.280	1.151.819	11.293.451
39075090	Alkyd resins, in primary forms, other than in the form of liquids or pastes	376.954	5.899.028	659.448	11.292.753
39076100	Poly(ethylene terephthalate), in primary forms, having a viscosity of 78ml/g or higher	9.567.696	103.219.910	10.600.888	133.882.291
39076910	Poly(ethylene terephthalate), in primary forms, having a viscosity of less than 78ml/g, in the form granules	3.346.102	35.403.683	2.608.929	28.444.470
39076990	Poly(ethylene terephthalate), in primary forms, having a viscosity of less than 78ml/g, other than in the form granules	2.898.220	60.729.553	2.469.850	61.741.725
39079120	Polyesters, n.e.c. in heading no. 3907, unsaturated, in primary forms, granules and similar forms	-	508	-	8.526
39079130	Polyesters, n.e.c. in heading no. 3907, unsaturated, in primary forms, in the form of liquids or pastes	-	101.280	-	196.790
39079190	Polyesters, n.e.c. in heading no. 3907, unsaturated, in primary forms, other than granules and similar forms, other than in the form of liquids/pastes	33.850	654.346	79.475	1.373.049
39079940	Polyester, n.e.c. in heading no. 3907, saturated, in primary forms, of a kind used for coating, in powder form	24.525	284.393	128.813	1.196.747
39079950	Polyester, n.e.c. in heading no. 3907, saturated, in primary forms, thermoplastic liquid crystal aromatic polyester copolymers	-	6	-	132
39079990	Polyesters, n.e.c. in heading no. 3907, saturated, in primary forms, other than of a kind used for coating in powder form, thermoplastic liquid crystal aromatic polyester copolymers, and PBS	1.039.713	18.560.275	1.014.965	20.447.791
39081010	Polyamide-6, in primary forms	1.887.657	27.439.562	2.944.482	43.447.995
39081090	Polyamide-11, -12, -6,6, -6,9, -6,10 or -6,12, in primary forms	77.035	1.013.269	28.620	1.554.301
39089000	Polyamides, other than Polyamide-6, -11, -12, -6,6, -6,9, -6,10 or -6,12, in primary forms	52.875	1.080.601	22.235	1.390.643
39091010	Urea resins, thiourea resins, in primary forms, moulding compounds	4	198.068	1	174.073
39091090	Urea resins, thiourea resins, in primary forms, other than moulding compounds	230.711	7.003.160	381.741	7.544.638
39092010	Melamine resins, in primary forms, moulding compounds	16.670	188.383	31.035	557.663
39092090	Melamine resins, in primary forms, other than moulding compounds	112.631	1.944.636	264.873	3.987.102

Tabel 3 : Ekspor Indonesia menurut Komoditi (Kode HS 8 digit)

Desember 2022

Kode H S	Uraian golongan barang	Berat bersih (Kg)		Nilai F.O.B. (U S \$)	
		Bulan ini	Kumulatif	Bulan ini	Kumulatif
(1)	(2)	(3)	(4)	(5)	(6)
39093110	Amino resin, poly(methylene phenyl isocyanate) (crude MDI, polymeric MDI), of a kind used for moulding	-	2	-	3
39093190	Amino resin, poly(methylene phenyl isocyanate) (crude MDI, polymeric MDI), other than of a kind used for moulding	18.002	174.355	40.118	467.653
39093999	Amino resin, other than poly(methylene phenyl isocyanate) (crude MDI, polymeric MDI), other than moulding compounds, other than glyoxal monourein resin	10.056	53.922	11.698	166.840
39094010	Phenolic resins, in primary forms, moulding compounds other than phenol formaldehyde	1.219	27.828	14.883	190.669
39094090	Phenolic resins, in primary forms, other than moulding compounds other than phenol formaldehyde	426.680	5.505.271	1.017.298	12.884.510
39095000	Polyurethanes, in primary forms	263.831	3.984.134	687.998	11.369.291
39100020	Silicones, in primary forms, in dispersion and in solutions	89.954	812.016	184.041	1.946.257
39100090	Silicones, in primary forms, other than in dispersion and in solutions	435.978	4.409.695	905.949	15.446.642
39111000	Petroleum resins, coumarone, indene or coumarone-indene resins and polyterpenes, in primary forms	20.002	103.844	34.324	221.644
39119000	Polysulphides, polysulphones and oth products spec. in Note 3 this Chapter, not elsewhere specified/included,in primary forms	51.446	629.767	122.257	1.302.616
39121100	Cellulose acetates, non-plasticised, in primary forms	-	267	-	11.355
39121200	Cellulose acetates, plasticised, in primary forms	1.324	17.069	34.616	655.153
39122011	Cellulose nitrates (including collodions), in primary forms, non-plasticised, water-based semi-finished nitrocellulose	-	39	-	33
39122019	Cellulose nitrates (including collodions),in primary forms, non-plasticised,oth water-based semi-finished nitrocellulose and alcohol-damped nitrocellulose	199.890	2.210.814	539.859	5.766.530
39122020	Cellulose nitrates (including collodions), in primary forms, plasticised	5	5	50	50
39123100	Cellulose ethers, carboxymethylcellulose and its salts, in primary forms	21.000	195.106	81.721	898.982
39123900	Cellulose ethers, in primary forms, other than carboxymethylcellulose and its salts	-	50.093	-	530.692
39129020	Cellulose and its chemical derivatives, in primary forms, other than cellulose acetates and cellulose nitrates, in the form of granules	-	2.400	-	40.741
39129090	Cellulose and its chemical derivatives, in primary forms, other than cellulose acetates and cellulose nitrates, other than in the form of granules	425	35.196	1.766	239.912
39131000	Alginic acid, its salts and esters, in primary forms	5.524	11.555	19.827	64.761
39139010	Hardened proteins, in primary forms	-	427	-	751
39139030	Starch-based polymers, in primary forms	24.000	208.810	74.400	617.611
39139090	Natural polymers & modified natural polymers, in primary forms, other than HS 39131000-39139030	26.057	1.511.766	488.924	11.403.330
39140000	Ion-exchangers based on polymers of heading no. 3901 to 3913, in primary forms	-	24.621	-	187.795
39151010	Waste, parings and scrap, of polymers of ethylene, of non-rigid cellular products	-	1.080	-	11
39151090	Waste, parings & scrap, of polymers of ethylene, other than of non-rigid cellular products	546.568	4.452.532	273.986	2.692.548
39152090	Waste, parings & scrap, of polymers of styrene, other than of non-rigid cellular products	-	2	-	4
39153090	Waste, parings & scrap, of polymers of vinyl chloride, other than of non-rigid cellular products	9	611.069	28	321.491
39159010	Waste, parings & scrap, of poly(ethylene terephthalate)	1.207.486	12.662.808	1.006.320	11.530.864
39159020	Waste, parings & scrap, of polypropylene	-	16.251	-	6.601
39159030	Waste, parings & scrap, of polycarbonate	40.566	346.942	38.149	199.288
39159040	Waste, parings & scrap, of polyvinyl Acetals	1.010	1.010	1.004	1.004
39159090	Waste, parings & scrap, of other HS 39159010-39159050	198.365	15.964.755	154.063	12.201.037
39161010	Monofilament, whether or not surface-worked but not otherwise worked, of polymers of ethylene	-	18.552	-	77.363

Tabel 3 : Ekspor Indonesia menurut Komoditi (Kode HS 8 digit)

Desember 2022

Kode H S	Uraian golongan barang	Berat bersih (Kg)		Nilai F.O.B. (U S \$)	
		Bulan ini	Kumulatif	Bulan ini	Kumulatif
(1)	(2)	(3)	(4)	(5)	(6)
39161020	Rods, sticks and profile shapes, whether or not surface-worked but not otherwise worked, of polymers of ethylene	30.659	429.617	130.913	1.810.159
39162010	Monofilament, whether or not surface-worked but not otherwise worked, of polymers of vinyl chloride	51.642	435.215	215.731	1.766.731
39162020	Rods, sticks & profile shapes, whether or not surface-worked but not otherwise worked, of polymers of vinyl chloride	668	62.159	6.545	345.372
39169011	Monofilament of which any cross-sectional dimension exceeds 1 mm, rods, sticks and profile shapes, whether or not surface-worked but not otherwise worked, of polypropylene	598.730	5.466.952	1.213.417	12.542.258
39169012	Monofilament of which any cross-sectional dimension exceeds 1 mm, rods, sticks and profile shapes, whether or not surface-worked but not otherwise worked, of polystyrene	-	1.832.452	-	4.333.804
39169019	Monofilament of which any cross-sectional dimension exceeds 1 mm, rods, sticks and profile shapes, whether or not surface-worked but not otherwise worked, of other than polypropylene and polystyrene	26.911	35.655	204.437	340.914
39169029	Monofilament, rods, sticks and profile shapes, whether/not surface-worked but not otherwise worked, of other condensation/rearrangement polymerisation products	-	1.954	-	13.320
39169040	Monofilament, rods, sticks and profile shapes, of hardened proteins	-	255.995	-	1.780.743
39169050	Monofilament, rods, sticks and profile shapes, of vulcanised fibre	-	390	-	3.548
39169060	Monofilament, rods, sticks and profile shapes, of chemical derivatives of natural rubber	47	546	17.116	74.266
39169091	Monofilament of which any cross-sectional dimension >1mm, of plastics, other than HS 39161010-39169080	78.748	183.824	350.285	806.086
39169092	Rods, sticks & profile shapes, of plastics, other than HS 39161020-39169080	1.201	82.873	8.025	470.486
39171010	Artificial guts (sausage casings) of hardened protein	10	1.179	20	2.707
39171090	Artificial guts (sausage casings) of cellulosic materials	12.744	142.782	29.595	722.771
39172100	Tubes, pipes and hoses, rigid, of polymers of ethylene	42.760	565.586	90.769	1.546.456
39172200	Tubes, pipes and hoses, rigid, of polymers of propylene	269.189	5.367.848	1.225.590	22.914.174
39172300	Tubes, pipes and hoses, rigid, of polymers of vinyl chloride	7.040	115.833	16.738	371.091
39172911	Tubes, pipes and hoses, rigid, further worked than merely surface worked, of other addition polymerisation products	20.619	142.799	37.930	286.713
39172919	Tubes, pipes and hoses, rigid, further worked than merely surface worked, other than HS 39172911-39172912	93.438	1.384.672	97.166	2.992.748
39172922	Tubes, pipes and hoses, rigid, other than further worked than merely surface worked, of phenolic resins	223	898	3.627	5.045
39172924	Tubes, pipes & hoses, rigid, oth further worked, of cellulose nitrate/acetates & oth chem deriv of cellulose, plasticised, vulc fibre	-	5	-	10
39172925	Tubes, pipes & hoses, rigid, oth further worked thn merely surface worked, of oth condensation/rearrangement polymerisation prod.	-	0	-	1.072
39172929	Tubes, pipes & hoses, rigid, oth further worked thn merely surface worked, oth HS 39172921-39172925	4.912	152.202	30.304	766.268
39173111	Flexible tube, pipe & hose, min burst pressure 27.6Mpa, further worked thn merely surface worked, of addition polymerisation products	-	478	-	880
39173119	Flexible tube, pipe & hose, min burst pressure 27.6 Mpa, further worked thn merely surface worked, other than HS 39173111-39173112	4.289	11.920	54.880	509.154
39173121	Flexible tubes, pipe & hose, min burst pressure 27.6Mpa, other than further worked thn merely surface worked, add polymerisation prod.	-	24	-	196
39173129	Flexible tubes, pipe & hose, min burst pressure 27.6 Mpa, oth further worked thn merely surface worked, oth HS 39173121-39173125	83	3.493	674	55.532

Tabel 3 : Ekspor Indonesia menurut Komoditi (Kode HS 8 digit)

Desember 2022

Kode H S	Uraian golongan barang	Berat bersih (Kg)		Nilai F.O.B. (U S \$)	
		Bulan ini	Kumulatif	Bulan ini	Kumulatif
(1)	(2)	(3)	(4)	(5)	(6)
39173210	Sausage or ham casings, not reinforced or otherwise combined with other materials, without fittings	-	1.361	-	7.725
39173220	Thermoplastic hoses for gas stove, not reinforced or otherwise combined with other materials, without fittings	2	78	10	1.305
39173291	Tubes, pipe & hose, other than HS 39173100, without fittings, further worked than merely surface-worked, of addition polymerisation products	1.091	20.118	42.438	516.662
39173292	Tubes, pipe & hose, other than HS 39173100, without fittings, further worked than merely surface-worked, of oth than addition polymerisation products	114	18.232	6.134	78.034
39173299	Tubes, pipe & hose, oth than HS 39173100, without fittings, not further worked than merely surface-worked, other than HS 39173293-39173295	30.494	302.667	198.081	1.651.068
39173310	Tubes, pipe & hose, oth than HS 39173100, with fittings, further worked than merely surface-worked	7.674	99.177	73.767	922.338
39173390	Tubes, pipe & hose, oth than HS 39173100, with fittings, other than further worked than merely surface-worked	5.676	83.317	52.053	910.868
39173912	Tubes, pipe & hose, oth than HS 39173100-39173300, further worked than merely surface-worked, of phenolic resins or amino resins, of chemical derivatives of natural rubber	-	6	-	65
39173919	Tubes, pipe & hose, oth than HS 39173100-39173300, further worked than merely surface-worked, other than 39173911-39173912	2.089	106.287	97.378	1.878.946
39173993	Tubes, pipe & hose, oth than HS 39173100-39173300, other than further worked than merely surface-worked, of other condensation or rearrangement polymerisation products	-	1.443	-	5.616
39173994	Tubes, pipe & hose, oth than HS 39173100-39173300, oth than further worked than merely surface-worked, of cellulose nitrate, cellulose acetates and other chemical derivatives of cellulose, plasticised	-	2	-	2
39173999	Tubes, pipe & hose, oth than HS 39173100-39173300, other than further worked than merely surface-worked, other than 39173991-39173994	13.736	92.161	17.269	1.385.304
39174000	Fittings (e.g. joints, elbows, flanges), of plastics	312.171	4.327.503	1.775.381	16.521.511
39181011	Floor coverings, of polymers of vinyl chloride, whether or not self-adhesive, in the form of tiles	-	14.573	-	6.514
39181019	Floor coverings, of polymers of vinyl chloride, whether or not self-adhesive, in rolls	4.427	19.886	120.277	301.833
39181090	Floor coverings, of polymers of vinyl chloride, whether or not self-adhesive, in other than the form of tiles and rolls	864	340.397	13.094	414.840
39189011	Floor coverings, of polyethylene, whether or not self-adhesive, in the form of tiles	985	986	410	412
39189013	Floor coverings, of polyethylene, whether or not self-adhesive, in the form of other than tiles	31	2.575	1.447	4.136
39189016	Floor coverings, of vulcanised fibre	-	21	-	7
39189019	Floor coverings, of other plastics other than HS 39189011-39189016	4.080	87.026	19.243	241.565
39189091	Wall or ceiling coverings of plastic, of polyethylene	88	88	1.800	1.800
39189099	Wall or ceiling coverings of plastic, of vulcanised fibre	184.785	2.189.295	382.953	5.415.717
39191010	Self-adhesive plates, sheets, film, foil, tape, strip and other flat shapes, of polymers of vinyl chloride, in rolls of a width ≤ 20 cm	2.118	25.268	15.928	142.586
39191020	Self-adhesive plates, sheets, film, foil, tape, strip and other flat shapes, of polyethylene, in rolls of a width ≤ 20 cm	222.245	3.089.641	184.935	3.151.958
39191091	Self-adhesive plates, sheets, film, foil, tape, strip and other flat shapes, of hardened protein or chemical derivatives of natural rubber, in rolls of a width ≤ 20 cm	1.146	5.952	39.029	184.067
39191092	Self-adhesive plates, sheets, film, foil, tape, strip and other flat shapes, of addition polymerisation products, in rolls of a width ≤ 20 cm	-	10	-	71

Tabel 3 : Ekspor Indonesia menurut Komoditi (Kode HS 8 digit)

Desember 2022

Kode H S	Uraian golongan barang	Berat bersih (Kg)		Nilai F.O.B. (U S \$)	
		Bulan ini	Kumulatif	Bulan ini	Kumulatif
(1)	(2)	(3)	(4)	(5)	(6)
39191099	Self-adhesive plates, sheets, film, foil, tape, strip and other flat shapes, in rolls of a width ≤ 20 cm, other than HS 39191091-39191092	2.135.892	19.302.721	4.465.769	56.334.087
39199010	Self-adhesive plates, sheets, film, foil, tape, strip and other flat shapes, of polymers of vinyl chloride, in rolls of a width > 20 cm	14.589	147.278	115.307	1.205.579
39199020	Self-adhesive plates, sheets, film, foil, tape, strip and other flat shapes, of hardened protein, in rolls of a width > 20 cm	0	165	85	724
39199091	Self-adhesive plates, sheets, film, foil, tape, strip and other flat shapes, of chemical derivatives of natural rubber, in rolls of a width > 20 cm	2	46.904	883	278.929
39199092	Self-adhesive plates, sheets, film, foil, tape, strip and other flat shapes, of addition polymerisation products, in rolls of a width > 20 cm	3.115	24.504	11.124	105.351
39199099	Self-adhesive plates, sheets, film, foil, tape, strip and other flat shapes, in rolls of a width > 20 cm, other than HS 39199091-39199092	113.077	1.140.938	597.244	6.505.113
39201011	Plates and sheets, of polymers of ethylene, non-cellular and not reinforced, laminated, supported or similarly combined with other materials, rigid	-	36.968	-	19.313
39201019	Plates and sheets, of polymers of ethylene, non-cellular and not reinforced, laminated, supported or similarly combined with other materials, other than rigid	2.769.603	35.909.200	5.134.959	70.310.310
39201090	Film, foil and strip, of polymers of ethylene	962.341	9.839.979	1.882.329	20.932.968
39202010	Plastics, biaxially oriented polypropylene film, of polymers propylene, non-cellular & not reinforced	5.590.660	65.610.907	12.859.989	167.678.027
39202091	Plastics, plate & sheet, other than biaxially oriented polypropylene film, of polymers propylene, non-cellular & not reinforced	546.404	9.890.004	1.069.105	21.625.300
39202099	Plastics, film, foil & strip, other than biaxially oriented polypropylene film, of polymer propylene, non-cellular & not reinforced	647.421	11.414.704	1.173.368	22.492.259
39203020	Plastics, of polymers of styrene, acrylonitrile butadiene styrene (ABS) sheets used in the manufacture of refrigerators	102.062	1.293.675	276.965	4.018.110
39203091	Plastics, plate & sheets of polymer styrene, acrylonitrile butadiene styrene sheet used manufacture of refrigerators, rigid	2.492	80.930	33.784	756.472
39203092	Plastics, plate & sheets of polymer styrene, acrylonitrile butadiene styrene sheet used manufacture of refrigerator, other than rigid	-	549	-	325
39203099	Plastics, film, foil & strip of polymer styrene, acrylonitrile butadiene styrene sheet used manufacture refrigerator	30.195	521.913	236.024	3.431.129
39204310	Plastics, plates & sheets, of polymers of vinyl chloride, containing by weight not less than 6% of plasticisers	6.452	97.645	25.517	432.727
39204390	Plastics, film, foil & strip, of polymers of vinyl chloride, containing by weight not less than 6% of plasticisers	23.462	831.719	78.561	2.795.002
39204900	Plastics, of polymers of vinyl chloride, containing by weight more than 6% of plasticisers	143.868	1.287.823	464.607	3.822.401
39205111	Plastics, plates & sheets of acrylic polymers, of polymethyl methacrylate, rigid	973.298	9.109.574	2.195.380	23.582.843
39205119	Plastics, plates & sheets of acrylic polymers, of polymethyl methacrylate, other than rigid	1.922.212	20.164.504	5.625.189	63.540.994
39205190	Plastics, film, foil and strip, of acrylic polymers, of polymethyl methacrylate	-	2	-	175
39205911	Plastics, plates & sheets of acrylic polymers (excluding polymethyl methacrylate), rigid	27.052	86.930	316.540	700.025
39205919	Plastics, plates & sheets of acrylic polymers (excluding polymethyl methacrylate), other than rigid	-	413	-	3.180
39205990	Plastics, film, foil and strip of acrylic polymers (excluding polymethyl methacrylate)	-	5.257	-	28.748

Tabel 3 : Ekspor Indonesia menurut Komoditi (Kode HS 8 digit)

		Desember 2022			
Kode H S	Uraian golongan barang	Berat bersih (Kg)		Nilai F.O.B. (U S \$)	
		Bulan ini	Kumulatif	Bulan ini	Kumulatif
(1)	(2)	(3)	(4)	(5)	(6)
39206110	Plastics, plates&sheets, of polycarbonates, non-cellular¬ reinforced,laminate,support/combined with other materials	186.013	3.208.704	753.742	14.267.630
39206190	Plastics, film,foil and strip, of polycarbonates, non-cellular¬ reinforced,laminate,support/combine with oth materials	102.838	606.414	120.773	790.182
39206210	Plastics,plate&sheet,of poly(ethylene terephthalate), non-cellular¬ reinforce,laminate,support/combine oth material	1.795.438	23.423.796	5.402.159	70.043.324
39206291	Plastics,of poly(ethylene terephthalate), solar protection film	-	1.476	-	14.641
39206299	Plastics,of poly(ethylene terephthalate), other than solar protection film	2.008.377	41.368.753	6.052.489	103.749.599
39206390	Plastics, film, foil&strip, of unsaturated polyesters,non-cellular & not reinforce,laminate,support/combine oth material	-	0	-	1
39206910	Plastics,plates & sheets,of other polyesters,non-cellular & not reinforced,laminated,supported/combined oth material	20.599	576.395	48.148	1.126.103
39206990	Plastics, film,foil & strip,of other polyesters,non-cellular & not reinforced,laminated,supported/combined oth material	282.251	8.672.409	952.737	24.281.435
39207110	Plastics, plates, sheets, film, foil and strip (not self-adhesive), of regenerated cellulose, cellophane film	-	1	-	1
39207191	Plastics, plates, sheets, film, foil and strip (not self-adhesive), of regenerated cellulose, printed sheets	-	300	-	4.717
39207199	Plastics, plates, sheets, film, foil and strip (not self-adhesive), of regenerated cellulose, other than printed sheets	-	24	-	38
39207910	Plastics, plates, sheets, film, foil and strip (not self-adhesive), of nitrocellulose (gun cotton)	-	95	-	72
39207999	Plastics, film,foil&strip other than nitrocellulose(gun cotton) & vulcanised fibre,laminated,supported/combined oth material	-	8	-	49
39209110	Plastics, film of a kind used in safety glass,thickness >0.38mm but≤ 0.76mm, & of a width ≤2 m, of poly(vinyl butyral)	75	1.164	36	3.713
39209191	Plastics, plate&sheet,film unused in safety glass, thickness >0.38mm but ≤ 0.76mm, & width ≤2 m, of poly(vinyl butyral)	-	80.400	-	15.940
39209199	Plastics, foil&strip, film unused in safety glass, thickness >0.38mm but ≤ 0.76mm, & width≤2 m, of poly(vinyl butyral)	21.857	166.731	46.475	298.479
39209210	Plastics,plates,sheets,film,foil&strip,of polyamide-6,non-cellular¬ reinforce,laminate,support/combine oth materials	1.833.594	15.042.673	6.461.986	57.395.899
39209291	Plastics,plates&sheets, other than of polyamide-6,non-cellular & not reinforced, laminated,support/combine oth materials	-	352	-	24.827
39209299	Plastics, film,foil&strip,other than of polyamide-6,non-cellular¬ reinforced, laminated,support/combine oth materials	17	455	86	550
39209499	Plastics, film,foil & strip, other than phenol formaldehyde sheets,laminated,supported/combined with oth material	-	1	-	3
39209910	Plastic;plate,sheet,film,foil &strip,of plastic n.e.c. heading 3920,of hardened protein;chemical derivative natural rubber	-	76	-	3.444
39209921	Plastics, plates & sheets, of plastics n.e.c. in heading 3920, of addition polymerisation products	-	6.583	-	25.576
39209929	Plastics, film, foil & strip, of plastics n.e.c. in heading 3920, of addition polymerisation products	-	14.769	-	19.689
39209939	Plastics, film, foil & strip, of plastics n.e.c. in heading 3920, of condensation or rearrangement polymerisation products	296	453	12.547	17.166
39209990	Plastics, of plastics n.e.c. in heading 3920, laminated, supported/combine oth material, other than HS 39201011-39209939	1.239	73.430	3.324	293.931

Tabel 3 : Ekspor Indonesia menurut Komoditi (Kode HS 8 digit)

Desember 2022

Kode H S	Uraian golongan barang	Berat bersih (Kg)		Nilai F.O.B. (U S \$)	
		Bulan ini	Kumulatif	Bulan ini	Kumulatif
(1)	(2)	(3)	(4)	(5)	(6)
39211121	Other plates, sheets, film, foil and strip, of plastics, Cellular, of polymers of styrene :Rigid : of condensation or rearrangement polymerisation products, plates and sheets	-	1	-	5
39211129	Other plates, sheets, film, foil and strip, of plastics, Cellular, Of polymers of styrene :Rigid : of condensation or rearrangement polymerisation products, plates and sheets	50	1.822	50	1.513
39211191	Plastics, plates & sheets, of polymers of styrene, cellular, not rigid	2	6.777	56	44.285
39211192	Plastics, film, of polymers of styrene, cellular, not rigid	-	22.496	-	58.585
39211199	Plastics, foil and strip, of polymers of styrene, cellular, not rigid	5	20.741	12	56.167
39211200	Plastics, plates, sheets, film, foil and strip, of polymers of vinyl chloride, cellular	56.826	408.438	214.052	1.764.096
39211311	Plastics, plates & sheets, of polyurethanes: of styrene, cellular, rigid	1.268	17.127	23.926	321.421
39211319	Plastics, plates & sheets, of polyurethanes: of styrene, cellular, not rigid	4.248	146.942	67.917	1.240.778
39211391	Plastics, plates & sheets, of polyurethanes, cellular, not rigid	5.774	196.749	62.918	2.555.623
39211392	Plastics, film, of polyurethanes, cellular, not rigid	0	23.781	1	161.989
39211399	Plastics, foil and strip, of polyurethanes, cellular, not rigid	29.368	400.519	332.189	4.626.680
39211491	Plastics, plates & sheets, of regenerated cellulose, cellular, not rigid	-	3	-	0
39211492	Plastics, film, of regenerated cellulose, cellular, not rigid	-	3.480	-	58.483
39211499	Plastics, foil and strip, of regenerated cellulose, cellular, not rigid	-	2	-	5
39211911	Other plates, sheets, film, foil and strip, of plastics, cellular : of other plastics : plates and sheets of addition polymerisation products, other of polypropylene	472	32.310	13.826	117.803
39211912	Other plates, sheets, film, foil and strip, of plastics, Cellular , of other plastics, plates and sheets of addition polymerisation products , other of polyethylene	-	7.012	-	97.370
39211919	Other plates, sheets, film, foil and strip, of plastics, cellular , of other plastics, plates and sheets of addition polymerisation products , other than other	170	7.236	165	26.978
39211931	Plates and sheets of condensation or rearrangement polymerisation products of polycarbonates	-	1.700	-	128
39211939	Plates and sheets of condensation or rearrangement polymerisation products of other than polycarbonates	-	1.020	-	35.082
39211940	Plates and sheets of cellulose or its chemical derivatives, or of vulcanised fibre	-	11	-	97
39211969	Film and foil, other than of nitrocellulose (gun-cotton) and hardened proteins, of chemical derivatives of natural rubber	-	557.696	-	1.856.708
39211999	Strip, other than of nitrocellulose (gun-cotton) and hardened proteins, of chemical derivatives of natural rubber	1.233.965	12.367.915	3.993.016	42.242.985
39219010	Plastics, plates, sheets, film, foil and strip, other than cellular, of vulcanised fibre	355	19.938	4.999	196.097
39219020	Plastics, plates, sheets, film, foil and strip, other than cellular, of hardened proteins	62.291	557.715	128.359	1.708.438
39219030	Plastics, plates, sheets, film, foil and strip, other than cellular, of chemical derivatives of natural rubber	4	120	181	1.216
39219041	Plastics, plates & sheets, other than cellular, of condensation or rearrangement polymerisation products	29.696	180.353	109.900	683.034
39219042	Plastics, film, other than cellular, of condensation or rearrangement polymerisation products	-	411	-	729
39219043	Plastics; textile laminated strip, other than cellular, of condensation or rearrangement polymerisation products	-	1.509	-	86
39219049	Plastics, foil & strip, other than cellular, of condensation or rearrangement polymerisation products	4	2.793	2	16.030
39219060	Plastics, plates, sheets, film, foil and strip, other than cellular, of other cellulose or its chemical derivatives	-	12	-	31

Tabel 3 : Ekspor Indonesia menurut Komoditi (Kode HS 8 digit)

		Desember 2022			
Kode H S	Uraian golongan barang	Berat bersih (Kg)		Nilai F.O.B. (U S \$)	
		Bulan ini	Kumulatif	Bulan ini	Kumulatif
(1)	(2)	(3)	(4)	(5)	(6)
39219070	Plastics, plates, sheets, film, foil and strip, other than cellular, of additional polymerisation products	3.599	77.000	1.936	32.898
39219090	Plastics, plates, sheets, film, foil and strip, other than cellular, of other than HS 39219010-39219060	1.800.899	22.723.838	5.990.470	75.015.325
39221011	Bathtubs having rectangular or oblong interior shape of plastics	60	1.277	1.519	25.042
39221019	Plastics, baths, other than bathtubs having rectangular or oblong interior shape	14.212	60.180	126.096	458.205
39221090	Baths, shower-baths, sinks and wash-basins, other than bathtubs having rectangular or oblong interior shape of plastics	21.008	186.351	77.273	721.587
39222000	Lavatory seats and covers	3.771	103.527	46.380	1.261.094
39229012	Lavatory pans, flushing cisterns and urinals , flushing cisterns equipped with their mechanisms	-	19.909	-	14.869
39229019	Lavatory pans, flushing cisterns and urinals, other than parts and flushing cisterns equipped with their mechanisms	3.629	62.909	2.671	57.759
39229090	Plastics, bidets, lavatory pans, flushing cisterns and similar sanitary ware n.e.c. in heading no. 3922	6.685	54.868	16.977	228.763
39231010	Plastics, cases for film, tape and optical discs, for the conveyance or packing of goods	387.660	3.880.236	2.297.646	23.026.636
39231020	Plastics, other of specially shaped or fitted for the conveyance or packing of semiconductor wafers, masks or reticles , for the conveyance or packing of goods	1.231	8.533	7.355	49.185
39231090	Plastics, boxes, crates and similar articles, for the conveyance or packing of goods	398.927	4.915.175	3.048.215	39.328.524
39232111	Ethylene polymer; aseptic bag reinforced with aluminium foil,width >315 mm and length >410mm, incorporating a sealed gland	416.668	4.323.024	513.174	5.992.968
39232119	Ethylene polymer;aseptic bag reinforced with aluminium foil,width ≤315 mm& length ≤410mm,incorporating a sealed gland	1.947.378	25.832.360	3.233.405	47.184.679
39232191	Ethylene polymer;aseptic bag not reinforced with aluminium foil,width>315 mm and length>410mm, incorporating a sealed gland	42.225	486.705	219.129	2.661.903
39232199	Ethylene polymer;aseptic bag not reinforced with aluminium foil,width ≤315 mm and length≤ 410mm, incorporating sealed gland	5.237.439	65.720.027	7.560.284	107.461.039
39232910	Ethylene polymer; aseptic bags reinforced/not with aluminium foil,width>315 mm and length>410 mm,incorporating a sealed gland	5.730	161.095	17.958	309.282
39232990	Ethylene polymer;aseptic bags reinforced/not with aluminium foil,width ≤315 mm & length ≤410 mm,incorporat a sealed gland	470.334	7.238.387	1.473.550	20.883.365
39233020	Plastic, carboy,bottle,flask and similiar,multilayer fibreglas reinforce container,for compress/liquefied gas;for conveyance/pack	-	1.479	-	8.771
39233090	Plastic;carboy,bottle,flask and similiar,other than multilayer fibreglass containers,for compress/liquefied gas;for conveyance/packing	205.977	2.693.458	903.123	17.481.636
39234010	Spools, cops, bobbins and similar supports, suitable for use with the machines of heading 8444, 8445 or 8448	12	61.721	148	162.198
39234090	Spools, cops, bobbins and similar supports, not for use with the machines of heading 8444, 8445 or 8448	77.656	806.789	247.989	3.199.699
39235000	Spools, cops, bobbins & similar supports, stoppers, lids, caps and other closures, for the conveyance or packing of goods	134.831	2.337.120	841.254	18.022.015
39239010	Spools, cops, bobbins and similar supports, toothpaste tubes	22.265	169.717	166.406	1.152.016
39239090	Spools, cops, bobbins and similar supports, other than toothpaste tubes	2.098.162	27.268.738	5.155.957	103.092.201
39241010	Plastics, tableware and kitchenware, of melamine	23.981	545.661	60.210	1.527.617

Tabel 3 : Ekspor Indonesia menurut Komoditi (Kode HS 8 digit)

Desember 2022

Kode H S	Uraian golongan barang	Berat bersih (Kg)		Nilai F.O.B. (U S \$)	
		Bulan ini	Kumulatif	Bulan ini	Kumulatif
(1)	(2)	(3)	(4)	(5)	(6)
39241091	Plastics, tableware and kitchenware, other of melamine, baby feeding bottles	55.670	1.183.784	768.911	17.358.682
39241099	Plastics, tableware and kitchenware, other of melamine, other than baby feeding bottles	364.274	5.238.826	1.146.235	24.309.093
39249010	Plastics, household articles and hygienic or toilet articles, bed pans, urinals (portable type) /chamber-potss	-	4.278	-	28.909
39249020	Plastics, household articles and hygienic/toilet articles nipple former, breastshells, nipple shields, hand expression funnel	-	58	-	1.852
39249030	Plastics, household articles and hygienic or toilet articles supplementary feeding system for babies	-	1.123	-	34.950
39249090	Plastics, household articles and hygienic or toilet articles n.e.c. in heading no. 3924	337.846	5.070.314	2.544.669	37.787.545
39251000	Plastics, reservoirs, tanks, vats and similar containers, of a capacity exceeding 300 l	18.397	398.353	52.756	1.526.725
39252000	Plastics, doors, windows and their frames and thresholds for doors	12.894	210.760	36.634	445.687
39253000	Plastics, shutters, blinds (including Venetian blinds) and similar articles and parts thereof	30.149	492.416	219.172	4.026.112
39259000	Plastics, builders' ware, n.e.c. or included in heading no. 3925	112.100	1.632.769	409.784	6.985.670
39261000	Plastics, office or school supplies	317.797	4.347.073	1.243.468	16.717.324
39262010	Plastics, glove, aprons, babies' bibs	17.105	122.062	805.760	6.277.660
39262020	Plastics, shoulder pads or shields	-	35	-	199
39262030	Plastics, other padding for articles of apparel or clothing accessories	4.747	80.620	12.255	195.153
39262060	Plastics, articles of apparel used for protection from chemical substances, radiation or fire	-	868	-	19.842
39262090	Plastics, articles of clothing accessories (including gloves, mittens & mitts)	149.177	1.435.421	1.393.410	15.044.932
39263000	Plastics, fittings for furniture, coachwork or the like	40.597	570.239	286.330	4.167.044
39264000	Plastics, statuettes and other ornamental articles	109.663	976.151	497.235	5.732.123
39269010	Plastics, floats for fishing nets	19.347	67.159	36.172	254.979
39269020	Plastics, fans and handscreens, frames and handles therefor, and parts thereof	19.356	221.766	84.063	905.469
39269032	Plastics, hygienic, medical and surgical articles, plastic moulds with denture imprints	-	718	-	6.394
39269039	Plastics, hygienic, medical and surgical articles, other than plastic moulds with denture imprints	47.630	747.077	657.273	22.939.872
39269041	Plastics, safety and protective devices, police shields	31	352	61	1.752
39269042	Plastics, safety and protective devices, protective masks for use in welding and similar work	1.449	14.808	558	49.662
39269044	Plastics, safety and protective devices, life saving cushions for the protection of persons falling from heights	-	60	-	1.183
39269049	Plastics, safety and protective devices, other than HS 39269041 - 39269044	30.107	272.025	317.771	3.697.925
39269053	Plastics, articles for industrial uses, transmission or conveyor belts or belting	1.776	21.539	45.316	580.251
39269055	Plastics, articles for industrial uses, plastic J-hooks or bunch blocks for detonators	3	1.212	50	11.840
39269059	Plastics, articles for industrial uses, other than HS 39269053 - 39269055	229.343	3.227.458	2.792.485	38.621.225
39269060	Plastics, poultry feeders	98	18.671	2.632	95.188
39269081	Plastics, shoe lasts	1.304	35.949	26.215	575.282
39269082	Plastics, prayer beads	999	2.531	2.040	31.519
39269089	Plastics, cards for jewellery or small objects of personal adornment	35.772	358.592	83.989	1.639.317
39269091	Plastics, of a kind used for grain storage	19.700	19.710	9.628	9.810
39269092	Plastics, empty capsules of a kind suitable for pharmaceutical use	31	260	48	7.622
39269093	Plastics, bucles, adjusters, hooks and cord stoppers	37	125.603	671	1.308.754
39269099	Plastics, n.e.c. in heading no. 3923	714.444	9.763.008	5.760.025	68.562.623

Tabel 3 : Ekspor Indonesia menurut Komoditi (Kode HS 8 digit)

Desember 2022

Kode H S	Uraian golongan barang	Berat bersih (Kg)		Nilai F.O.B. (U S \$)	
		Bulan ini	Kumulatif	Bulan ini	Kumulatif
(1)	(2)	(3)	(4)	(5)	(6)
40011011	Centrifuged concentrate natural rubber latex, exceeding 0.5% by volume of ammonia content	575.500	3.385.588	538.045	4.491.032
40011019	Non-centrifuged concentrate natural rubber latex, exceeding 0.5% by volume of ammonia content	3	348	208	22.744
40011029	Non-centrifuged concentrate natural rubber latex, not exceeding 0.5 % by volume of ammonia content	-	101	-	792
40012110	Natural rubber in smoked sheets, RSS Grade 1	3.352.488	44.633.737	5.221.902	86.064.209
40012150	Natural rubber in smoked sheets, RSS Grade 5	-	11.865	-	16.405
40012190	Natural rubber in smoked sheets, other than RSS Grade 1 to 5	-	16	-	23
40012210	Technically specified natural rubber (TSNR) 10	8.736.840	123.876.916	12.575.173	215.154.905
40012220	Technically specified natural rubber (TSNR) 20	120.100.289	1.859.159.601	168.672.079	3.225.208.403
40012230	Technically specified natural rubber (TSNR) L	-	947.520	-	1.925.280
40012240	Technically specified natural rubber (TSNR) CV	383.040	5.886.720	575.004	10.876.219
40012290	Technically specified natural rubber (TSNR) other than TSNR 10, 20, L,CV, GP and 5	1.283	1.389	4.705	4.817
40012999	Natural rubber, other than in primary forms	-	200	-	2.534
40013020	Balata, guttapercha, guayule, chicle & similar natural gums in primary forms	-	18.000	-	162.000
40013090	Balata, guttapercha, guayule, chicle and similar natural gums not in primary forms	10.005	271.736	27.255	1.031.861
40021100	Styrene-butadiene rubber (SBR), carboxilated styrene-butadiene rubber (XSBR), in latex form	3.217.544	39.803.264	2.632.839	37.051.989
40021910	SBR, XSBR other than latex, in primary forms or in vulcanised, uncompound plates, sheets, or strips	2.052	162.194	36.191	772.946
40021990	SBR, XSBR, other than latex, other than in primary forms or in vulcanised, uncompound plates, sheets, or strips	5.759.614	33.968.116	15.969.842	86.213.835
40022010	Synthetic rubber, Butadiene rubber (BR) in primary forms	1	1	1	1
40022090	Synthetic rubber, Butadiene rubber (BR) other than in primary forms	4.819.350	57.296.819	11.390.307	123.937.893
40023190	Isobutene-isoprene (butyl) rubber (IIR), other than unvulcanised, uncompound plates, sheets or strip	-	20	-	428
40024100	Chloroprene (chlorobutadiene) rubber(CR) , in latex form	-	1.355	-	6.703
40024910	Chloroprene (chlorobutadiene) rubber(CR) other than latex, in primary forms	-	1.575	-	8.667
40024990	Chloroprene (chlorobutadiene) rubber(CR) other than latex, other than in primary forms	-	25.604	-	67.745
40025990	Acrylonitrile-butadiene rubber (NBR) other than latex, other than in primary forms	-	9	-	1.084
40026010	Isoprene rubber (IR) in primary forms	-	24	-	852
40026090	Isoprene rubber (IR) other than in primary forms	1.057	16.549	24.694	379.832
40027010	Ethylene-propylene-non-conjugated diene rubber (EPDM), in primary forms	3.849	5.653	18.393	25.021
40027090	Ethylene-propylene-non-conjugated diene rubber (EPDM), other than in primary forms	35	169	541	1.566
40028010	Mixture of natural rubber latex with syntetic rubber latex	1.008.000	6.088.395	1.654.682	10.546.632
40028090	Mixtures of product of 4001 with product of 4002 other than mixture of natural rubber latex with syntetic rubber latex	1.411.225	14.475.075	1.806.887	24.719.777
40029100	Other than Synthetic rubber, latex	-	14	-	34
40029990	Other than synthetic rubber: other than latex, other epoxidsed, other than in primary forms or in unvulcanised, uncompound plates, sheets or strip	-	13.319	-	593.184
40030000	Reclaimed rubber in primary forms or in plates, sheets or strip	733.205	10.042.264	460.514	6.481.145
40040000	Waste, parings and scrap of rubber (other than hard rubber) and powders and granules obtained therefrom	364.562	3.498.256	99.587	872.683
40051010	Compounded of natural gums with carbon black or silica, unvulcanised, in primary forms or in plates, sheets or strip	1.508.407	19.248.619	5.179.305	62.317.562
40051090	Compounded rubber, oth than natural gums with carbon black/silica, unvulcanised, in primary forms/in plates,sheets/strip	103.030	5.125.472	137.262	9.971.051

Tabel 3 : Ekspor Indonesia menurut Komoditi (Kode HS 8 digit)

Desember 2022

Kode H S	Uraian golongan barang	Berat bersih (Kg)		Nilai F.O.B. (U S \$)	
		Bulan ini	Kumulatif	Bulan ini	Kumulatif
(1)	(2)	(3)	(4)	(5)	(6)
40052000	Compounded rubber, unvulcanised, solutions, dispersions other than those of subheading 400510	-	100	-	114
40059190	Compounded rubber other than of natural gums, other than 400510 and 400520, unvulcanised, in plates, sheets and strip	1.589	156.523	21.442	604.631
40059910	Compounded rubber, latex, other than 400510 and 400520, unvulcanised, other than in primary forms	-	15.473	-	32.068
40059920	Natural rubber compounded with substances other than carbon or silica, unvulcanised, in primary forms	72	96	2.174	2.231
40059990	Compounded rubber, n.e.c. in sub heading 400510 & n.e.c. in sub heading 400520, in primary forms, n.e.c. in sub heading 400599	151.352	786.667	438.052	2.455.786
40061000	Unvulcanized rubber, "Camel-back" strips for retreading rubber tyres	-	18.897	-	78.432
40069011	Article of unvulcanised rubber, of natural gums, other than ôCamel-backö strips for retreading rubber tyres	-	16	-	90
40069019	Form of unvulcanised rubber, of natural gums, other than articles or ôCamel-backö strips for retreading rubber tyres	-	127	-	1.887
40069090	Form and article of unvulcanised rubber, other than natural gums or ôCamel-backö strips for retreading rubber tyres	111	2.848	10.218	114.030
40070000	Vulcanised rubber thread and cord.	102.335	1.462.319	333.693	5.854.281
40081110	Plates, sheets & strip of vulcanised cellular rubber, exceeding 5 mm in thickness, lined with textile fabric on one side	183	2.601	470	11.840
40081120	Plates, sheets and strip of vulcanised cellular rubber, not exceeding 5 mm in thickness, floor tiles and wall tiles	2.800	2.860	1.000	1.087
40081190	Plates, sheets and strip of vulcanised cellular rubber, other than HS 40081110 and 40081120	96	3.118	59	54.591
40081900	Vulcanised cellular rubber (other than hard rubber), other than plates, sheets and strip	4.330	44.500	37.894	404.560
40082110	Plates, sheets and strip of vulcanised non-cellular rubber, > 5 mm in thickness, lined with textile fabric on one side	53.390	355.252	116.883	747.070
40082120	Plates, sheets and strip of vulcanised non-cellular rubber, not exceeding 5 mm in thickness, floor tiles and wall tiles	9.034	74.733	12.255	103.003
40082190	Plates, sheets and strip of vulcanised non-cellular rubber, other than HS 40082110 - 40082190	113.884	1.679.660	223.999	3.259.052
40082900	Vulcanised non-cellular rubber (other than hard rubber), other than plates, sheets and strip	4.138	32.037	8.129	93.654
40091100	Tubes, pipes & hoses, vulcanised rubber other than hard rubber, not reinforced/otherwise combined with other materials without fittings	27.616	341.253	223.789	2.710.177
40091210	Mining slurry suction & discharge hoses, vulcanised rubber other than hard rubber, not reinforced/combined materials, with fittings	1	17.001	755	7.979
40091290	Tubes, pipes & hoses, vulcanised rubber other than hard rubber, not reinforced/combined w/ other material with fittings, other than HS 40091210	4.516	290.426	47.291	3.534.940
40092190	Tubes, pipes & hoses of vulcanised rubber other than hard rubber, reinforced/combined with metal, without fittings, other than HS 40092110	191.273	2.304.618	553.895	6.221.963
40092290	Tubes, pipes & hoses of vulcanised rubber other than hard rubber, reinforced or combined with metal, with fittings, other than HS 40092210	12.218	236.392	108.090	1.461.891
40093110	Mining slurry suction & discharge hoses, vulcanised rubber other than hard rubber, reinforced/combined w/textile, without fittings	-	2.564	-	40.314
40093191	Fuel/heater/water hoses, reinforces/combined w/textile, used on motor vehicles of 8702, 8703, 8704 or 8711, without fittings	70.217	803.099	1.111.379	10.673.317
40093199	Tubes, pipes & hoses of vulcanised rubber other than hard rubber, reinforced/combined w/textile, without fittings, n.e.c. in subheading 400931	617	41.345	11.933	227.101

Tabel 3 : Ekspor Indonesia menurut Komoditi (Kode HS 8 digit)

Desember 2022

Kode H S	Uraian golongan barang	Berat bersih (Kg)		Nilai F.O.B. (U S \$)	
		Bulan ini	Kumulatif	Bulan ini	Kumulatif
(1)	(2)	(3)	(4)	(5)	(6)
40093210	Mining slurry suction&discharge hoses,vulcanised rubber other than hard rubber,reinforced/combined with textile,with fittings	-	1	-	520
40093290	Tubes,pipes&hoses of vulcanised rubber other than hard rubber,reinforced/combined with textile,with fittings,n.e.c. in 400932	666	7.276	18.042	226.628
40094110	Rubber hose used for gas stove,vulcanised rubber other than hard rubber,reinforced/combined with oth materials,without fittings	255	3.115	13.039	155.510
40094190	Tubes/pipes&hoses,vulcanised rubber other than hard rubber, reinforced/combined with other materials,without fittings oter than HS 40094110	130.309	526.502	1.446.761	5.549.780
40094210	Mining slurry suction&discharge hoses,vulcanised rubber other than hard rubber,reinforced/combined w/ oth material,with fitting	-	59	-	498
40094220	Rubber hose used for gas stove,vulcanised rubber other than hard rubber,reinforced/combined with other materials,with fittings	1	73	4	766
40094290	Tubes/pipes&hoses,vulcanised rubber other than hard rubber,reinforced/combined with other materials,with fittings n.e.c. 400942	106.049	1.718.764	1.107.880	11.877.639
40101100	Conveyor belts or belting, of vulcanised rubber, reinforced only with metal	71	73	384	474
40101200	Conveyor belts or belting, of vulcanised rubber, reinforced only with textile materials	145	139.405	2.875	954.592
40101900	Conveyor belts or belting, of vulcanised rubber, other than reinforced only with metal or textile material	3.078	38.038	49.220	136.735
40103100	Endless transmission belts trapezoidal cross-section (V-belts),V-ribbed,vulc rubber,outside circum>60 cm but not<180 cm	386.372	4.856.449	2.978.824	39.312.912
40103200	Endless transm belts trapezoidal cross-section (Vbelts),oth thn V-ribbed,outside circum exceed 60 cm but not exceed 180 cm	17.956	224.111	202.025	2.542.730
40103300	Endless transmission belts trapezoidal cross-section (Vbelts),V-ribbed,outside circum exceed 180 cm but not exceed 240 cm	43	530	177	9.230
40103400	Endless transm belts trapezoidal cross-section (Vbelts),oth thn Vribbed,outside circum exceed 180 cm but not exceed 240 cm	8.814	80.534	84.700	555.067
40103500	Endless synchronous belts, of an outside circumference exceeding 60 cm but not exceeding 150 cm, of vulcanised rubber	225	5.298	4.520	146.370
40103600	Endless synchronous belts, of an outside circumference exceeding 150 cm but not exceeding 198 cm	-	158	-	268
40103900	Transmission belts or belting, of vulcanised rubber, other than HS 40103100-40103600	239.824	3.066.588	2.041.309	26.180.306
40111000	New pneumatic tyres, of rubber, of a kind used on motor cars (including station wagons and racing cars)	26.319.339	365.201.738	109.402.907	1.419.732.925
40112011	New pneumatic tyres, of rubber, of a kind used on buses or lorries, of a width not exceeding 450 mm: having a width not exceeding 230 mm, and fitting a rim of a diameter not exceeding 16 inch	30.105	1.088.978	107.364	3.817.787
40112012	New pneumatic tyres, of rubber, of a kind used on buses or lorries, of a width not exceeding 450 mm: having a width not exceeding 230 mm, and fitting a rim of a diameter exceeding 16 inch	187.518	1.062.064	605.767	3.300.053
40112013	New pneumatic tyres, of rubber, of a kind used on buses or lorries, of a width not exceeding 450 mm: having a width exceeding 230 mm but not exceeding 385 mm	1.665.592	16.370.281	5.197.909	51.794.702
40112019	New pneumatic tyres, of rubber, of a kind used on buses or lorries, of a width not exceeding 450 mm: other than HS 40112011-40112013	700	7.567.088	700	23.267.937

Tabel 3 : Ekspor Indonesia menurut Komoditi (Kode HS 8 digit)

Desember 2022

Kode H S	Uraian golongan barang	Berat bersih (Kg)		Nilai F.O.B. (U S \$)	
		Bulan ini	Kumulatif	Bulan ini	Kumulatif
(1)	(2)	(3)	(4)	(5)	(6)
40112090	New pneumatic tyres, of rubber, of a kind used on buses or lorries, of a width exceeding 450 mm.	11.729	271.769	22.318	843.227
40113000	New pneumatic tyres, of rubber, of a kind used on aircraft	398	30.824	16.318	517.059
40114000	New pneumatic tyres, of rubber, of a kind used on motorcycles	3.269.629	38.410.223	13.223.565	155.842.400
40115000	New pneumatic tyres, of rubber, of a kind used on bicycles	1.080.572	18.153.904	8.119.224	129.492.694
40117000	New pneumatic tyres, of rubber, of a kind used on agricultural or forestry vehicles and machines	317.290	4.616.982	1.054.815	15.549.158
40118011	New pneumatic tyres, of rubber, used on tractors, machinery of heading 8429 or 8430, forklifts, wheel-barrows or other industrial handling vehicles and machines, fitting a rim of a diameter ≤ 24 inch	1.172.133	12.412.092	3.659.598	39.443.854
40118019	New pneumatic tyres, of rubber, of a kind used on construction, mining or industrial handling vehicles and machines, fitting a rim of a diameter not exceeding 24 inch, other than HS 40118011	10	38.644	5	293.830
40118031	New pneumatic tyres, of rubber, fitting a rim of a diameter >24 inch, of a kind used on machinery of heading 8429 or 8430	-	2	-	35
40118039	New pneumatic tyres, of rubber, fitting a rim of a diameter >24 inch, of a kind used on forklifts or other industrial handling vehicles and machines	3.887	135.205	28.210	466.655
40118040	New pneumatic tyres, of rubber, fitting a rim of a diameter exceeding 24 inch, other	-	135.148	-	560.020
40119010	New pneumatic tyres, of rubber, of a kind used on vehicles of Chapter 87	2.465	68.378	11.301	293.382
40119020	New pneumatic tyres, of rubber, of a kind used on machinery of heading 8429 or 8430.	-	119.128	-	396.721
40119090	New pneumatic tyres, of rubber, n.e.c. in heading 4011 of a width not exceeding 450 mm	74.593	1.395.715	299.496	4.523.282
40121100	Retreaded tyres of rubber, of a kind used on motor cars (including station wagons and racing cars)	37	288	645	1.696
40121210	Retreaded tyres of rubber, of a kind used on buses or lorries, of a width not exceeding 450 mm	40	40	200	200
40121290	Retreaded tyres of rubber, of a kind used on buses or lorries, of a width exceeding 450 mm	1.268	15.351	2.450	35.769
40121300	Retreaded tyres of rubber, of a kind used on aircraft	4.692	173.946	22.588	229.409
40121949	Retreaded tyres of rubber, of a kind used on vehicle of Chapter 87, other than of a kind used on agricultural or forestry tractors	-	253	-	1.780
40121990	Retreaded tyres of rubber, other than HS 40121100-40121949	100	99.207	200	216.049
40122029	Used pneumatic tyres of rubber, of a kind used on buses or lorries, of a width exceeding 450 mm	5	158	30	471
40122030	Used pneumatic tyres of rubber, of a kind used on aircraft	-	4.300	-	7.525
40122040	Used pneumatic tyres of rubber, of a kind used on motorcycles	0	863	10	2.258
40122050	Used pneumatic tyres of rubber, of a kind used on bicycles	-	1.444	-	257
40122099	Used pneumatic tyres of rubber, n.e.c. sub heading 401220	20	3.036	15	13.258
40129014	Solid tyres exceeding 250 mm in external diameter, of a width not exceeding 450 mm	-	46.529	-	84.765
40129017	Solid tyres exceeding 250 mm in external diameter, of a width exceeding 450 mm	236.294	2.053.995	394.434	3.542.079
40129019	Rubber, tyres, other solid tyres not exceeding 250 mm in external diameter, of a width not exceeding 450 mm	38.537	1.004.002	224.610	5.315.725
40129021	Cushion tyres of rubber, of a width not exceeding 450 mm	-	40	-	25
40129022	Cushion tyres of rubber, of a width exceeding 450 mm	80	80	40	40
40129071	Replaceable tyre treads : of a width not exceeding 450 mm	-	65.858	-	155.237
40129080	Tyre flaps of rubber	42.827	200.381	79.049	399.982
40129090	Retreaded/used pneumatic tyres of rubber, solid/cushion tyres, tyre treads & flaps, n.e.c. in heading 4012	7.831	42.223	16.894	73.559

Tabel 3 : Ekspor Indonesia menurut Komoditi (Kode HS 8 digit)

Desember 2022

Kode H S	Uraian golongan barang	Berat bersih (Kg)		Nilai F.O.B. (U S \$)	
		Bulan ini	Kumulatif	Bulan ini	Kumulatif
(1)	(2)	(3)	(4)	(5)	(6)
40131011	Inner tubes of rubber,of a kind used on motor cars,suitable for fitting to tyres of a width < 450 mm	20.111	439.286	67.092	1.390.006
40131019	Inner tubes of rubber,of a kind used on motor cars,suitable for fitting to tyres of a width > 450 mm	37	1.238	90	5.806
40131021	Inner tubes of rubber, of a kind used on buses or lorries, suitable for fitting to tyres of a width not exceeding 450 mm	789	13.831	3.255	53.099
40131029	Inner tubes of rubber, of a kind used on buses or lorries, suitable for fitting to tyres of a width exceeding 450 mm	-	4	-	10
40132000	Inner tubes of rubber, of a kind used on bicycles	87.141	3.136.582	609.265	19.067.892
40139011	Inner tubes of rubber,kind used on machinery of head 8429 or 8430, suitable for fitting to tyres of a width ≤450 mm	25	6.879	4	18.360
40139019	Inner tubes of rubber,a kind used on machinery of head 8429 or 84.30, suitable for fitting to tyres of a width >450 mm	627	1.233	890	2.441
40139020	Inner tubes of rubber, of a kind used on motorcycles	60.491	774.684	232.397	2.652.356
40139031	Inner tubes of rubber,of a kind used on oth vehicles of Chapter 87, suitable for fitting to tyres of a width < 450 mm	32	54.728	543	39.401
40139039	Inner tubes of rubber,of a kind used on oth vehicles of Chapter 87, suitable for fitting to tyres of a width > 450 mm	-	650	-	500
40139040	Inner tubes of rubber, of a kind used on aircraft	11	11	20	20
40139091	Inner tubes of rubber, suitable for fitting to tyres of a width not exceeding 450 mm, n.e.c. sub heading 401390	15.830	259.433	74.471	1.247.197
40139099	Inner tubes of rubber, suitable for fitting to tyres of a width exceeding 450 mm, n.e.c. sub heading 401390	40	45	64	73
40141000	Sheath contraceptives	43	17.973	13.873	317.826
40149010	Teats for feeding bottles and similar articles	390	9.413	9.425	140.684
40149040	Stoppers for pharmaceutical use	158	1.020	1.266	33.014
40149050	Finger stalls	0	0	3	3
40149090	Hygienic/pharmaceutical articles of vulcanised exclude hard rubber,with or without fittings hard rubber, n.e.c. in heading 4014	8.023	53.526	77.643	411.943
40151210	Gloves, mittens and mitts , of a kind used for medical, surgical, dental or veterinary purposes of a kind used on machinery purposes of vulcanised natural rubber	1.073.412	12.428.321	11.082.975	137.283.791
40151290	Gloves, mittens and mitts , of a kind used for medical, surgical, dental or veterinary purposes of a kind used on machinery purposes of other vulcanised rubber	-	1.013.014	-	22.998.234
40151910	Other than gloves, mittens and mitts , of a kind used for medical, surgical, dental or veterinary purposes of a kind used on machinery purposes of vulcanised natural rubber	1.599.749	16.298.844	5.810.160	68.262.126
40151990	Other than gloves, mittens and mitts , of a kind used for medical, surgical, dental or veterinary purposes of a kind used on machinery purposes other of vulcanised natural rubber	417.306	18.423.980	2.013.197	110.140.241
40159010	Lead aprons, of vulcanised rubber other than hard rubber	1	2.134	10	29.298
40159020	Divers' suits (wet suits), of vulcanised rubber other than hard rubber	-	158	-	4.166
40159090	Articles apparel & clothing accessories of vulcanised rubber other than hard rubber, n.e.c. in heading 4015	308	13.054	6.011	392.581
40161010	Padding for articles of apparel or clothing accessories, of cellular rubber	14	583	2.753	25.366
40161020	Floor tiles and wall tiles of cellular rubber	41.076	490.721	7.136	110.223
40161090	Other articles of cellular rubber, other than padding apparel and floor/wall tiles	20.578	168.032	295.520	2.589.337
40169110	Mats of vulcanised rubber other than hard rubber, non-cellular rubber	496.811	5.026.445	770.797	7.816.392
40169190	Floor coverings other than mats and tiles of vulcanised rubber other than hard rubber,non-cellular rubber	14.066	79.730	20.116	351.153
40169210	Eraser tips of vulcanised rubber other than hard rubber and non-cellular rubber	28	5.833	43	24.751
40169290	Erasers other than eraser tips of vulcanised rubber other than hard rubber and non-cellular rubber	90	1.323	1.966	15.782

Tabel 3 : Ekspor Indonesia menurut Komoditi (Kode HS 8 digit)

Desember 2022

Kode H S	Uraian golongan barang	Berat bersih (Kg)		Nilai F.O.B. (U S \$)	
		Bulan ini	Kumulatif	Bulan ini	Kumulatif
(1)	(2)	(3)	(4)	(5)	(6)
40169310	Gaskets, washers and other seals of a kind used to insulate the terminal leads of electrolytic capacitors	51.104	734.651	615.414	13.040.168
40169320	Gaskets and o-rings, of a kind used on motor vehicles of heading 8702, 8703, 8704 or 8711	49.900	235.334	1.764.617	8.600.130
40169390	Gaskets, washers and other seals of vulcanised rubber other than hard rubber, n.e.c. sub heading 401693	167.808	1.811.774	2.747.500	36.766.905
40169400	Boat or dock fenders of vulcanised rubber, whether or not inflatable, other than hard rubber, non-cellular rubber	47.028	342.738	462.957	2.761.319
40169500	Inflatable articles, other than boat or dock fenders of vulcanised rubber, other than hard rubber, non-cellular rubber	2.460	49.119	17.160	259.914
40169911	Parts&access kind used for vehicles of Chapter 87 for vehicles of head 8702,8703, 8704 or 8705,oth thn weatherstripping	59.245	1.852.984	597.327	22.865.422
40169912	Parts and accessories of vulcanised rubber other than hard rubber, of a kind used for vehicles of heading 8711	28.627	202.399	220.011	2.086.045
40169913	Weatherstripping of vulcanised rubber oth thn hard rubber, of a kind used on motor vehicles of heading 8702,8703 or 8704	130.269	1.736.959	1.393.948	15.942.358
40169915	Parts&accessories of vulcanised rubber oth thn hard rubber,of a kind used for vehicles of head 8709, 8713, 8715 or 8716	29	289	223	3.919
40169916	Bicycle mudguards of vulcanised rubber other than hard rubber and non-cellular rubber	269	2.114	635	5.866
40169917	Bicycle parts of vulcanised rubber other than hard rubber and cellular rubber	425	1.290	114	46.346
40169918	Bicycle accessories of vulcanised rubber other than hard rubber, non-cellular rubber, other than mudguards & parts	671	74.289	26.883	1.720.374
40169919	Parts&accessories of a kind used for vehicles of Chapter 87 of vulcanised rubber exc hard rubber other than HS 40169911-40169919	106	20.683	18.214	392.607
40169920	Parts and accessories of rotochutes of heading 8804 of vulcanised rubber other than hard rubber, non-cellular rubber	-	18	-	341
40169930	Rubber bands, of vulcanised rubber other than hard rubber, non-cellular rubber	59	5.708	1.760	61.476
40169951	Rubber rollers of vulcanised rubber other than hard rubber, non-cellular rubber	2.873	66.599	54.530	955.016
40169952	Tyre mould bladders of vulcanised rubber other than hard rubber, non-cellular rubber	109	1.259	4.993	46.280
40169953	Electrical insulator hoods of vulcanised rubber other than hard rubber, non-cellular rubber	1.045	1.051	2.211	2.968
40169954	Rubber grommets and rubber covers for automotive wiring harnesses of vulcanised rubber oth hard rubber, non-cellular rubber	18.200	160.773	206.210	2.370.235
40169959	Articles used in machinery/mechanical/electric appliances/oth technical uses,noncellular rubber, other than HS 40169951-40169954	21.672	281.667	583.503	6.865.633
40169960	Rail pads of vulcanised rubber other than hard rubber, non-cellular rubber	-	4.373	-	30.492
40169970	Structural bearings including bridge bearings of vulcanised rubber other than hard rubber, non-cellular rubber	230	14.338	561	143.724
40169991	Table coverings of vulcanised rubber other than hard rubber, non-cellular rubber	493	3.988	14.131	121.521
40169999	Articles of vulcanised rubber other than hard rubber, non-cellular rubber, n.e.c. in heading 4016	73.782	714.199	739.509	8.668.854
40170010	Floor tiles and wall tiles of hard rubber (for example ebonite)	806	8.355	19.852	246.487
40170020	Articles of hard rubber other than floor tiles and wall tiles	1.235	27.320	3.601	33.179
40170090	Articles of hard rubber n.e.c. in heading 4017	2.497	33.677	13.475	209.033
41021000	Raw skins of sheep or lambs with wool on	-	477	-	148.021
41032000	Raw hides and skins of reptiles	-	3.474	-	586.961

Tabel 3 : Ekspor Indonesia menurut Komoditi (Kode HS 8 digit)

Desember 2022

Kode H S	Uraian golongan barang	Berat bersih (Kg)		Nilai F.O.B. (U S \$)	
		Bulan ini	Kumulatif	Bulan ini	Kumulatif
		(1)	(2)	(3)	(4)
41039000	Raw hides and skins other than bovine, sheeps and lambs, reptil, and swine	-	451	-	16.351
41041110	Tanned/crust hides and skins in the wet state,full grains,upsplit and grains of bovine vegetable tanned	-	30	-	904
41041900	Tanned/crust hides and skins in the wet state,other than full grains,upsplit and grains of bovine vegetable tanned	-	2	-	50
41044100	Tanned/crust hides and skins in the dry state,full grains,upsplit and grains split of bovine vegetable tanned	17.519	64.789	356.497	1.172.764
41044900	Tanned/crust hides and skins in the dry state,other than full grains,upsplit and grains split of bovine vegetable tanned	1.391	109.763	28.952	2.047.875
41053000	Tanned/crust skins of sheep/lambs,in the dry state (crust), without wool on, whether or not split,but not further prepared	54	1.312	5.200	40.541
41063200	Tanned/crust hidesskins of swine, in the dry state (crust), without wool/hair on,whether/not split,but not further prepared	109	2.248	3.100	39.932
41064000	Tanned or crust hides and skins of reptiles, without wool or hair on, whether or not split, but not further prepared.	8.295	87.941	1.148.891	13.532.525
41071100	Leather further prepared after tanning/crusting of bovine/equine animal, whole hides and skins,full grains,unsplit	-	13.839	-	350.989
41071200	Leather further prepared after tanning/crusting of bovine/equine animal, whole hides and skins, grains split	41.642	1.040.447	917.707	21.291.357
41071900	Leather further prep after tanning/crusting of bovine/equine animal, whole hide and skin, other than full grain,unsplit,grains split	60.800	650.884	1.515.716	17.313.307
41079100	Leather,other than whole hides and skins further prepared after tanning/crusting whole hides and skins,full grains,unsplit	-	16.264	-	434.986
41079200	Leather,other than whole hides and skins further prepared after tanning/crusting whole hides and skins, grain splits	1.580	24.079	20.398	409.397
41079900	Leather,oth thn whole hidesandskins further prepared after tanning/crusting whole hides and skins, excluding full/no grains,unsplit	114.861	1.860.762	558.741	4.905.266
41120000	Leather further prepared after tanning/ crust,of sheep/lamb wo/wool on,split/not,other than leather of heading 4114	23.650	267.714	2.475.421	27.249.353
41131000	Leather further prepared after tanning or crusting includ parchment-dressed leather, without wool/hair,of goats or kids	11.396	190.988	445.586	7.446.779
41133000	Leather further prepared after tanning or crusting includ parchment-dressed leather, without wool/hair,of reptiles	-	3.348	-	515.812
41139000	Leather further prepared after tanning/crusting includ parchment-dressed leather oth thn goats/kids, swine,& reptiles	3.357	17.832	425.730	3.174.371
41141000	Chamois (including combination chamois) leather	-	15	-	53
41142000	Patent leather and patent laminated leather, metallised leather	-	3.636	-	18.532
41151000	Composition leather with a basis of leather or leather fibre, in slabs, sheets or strip, whether or not in rolls	18.608	215.623	581.068	5.599.982
41152000	Parings and oth waste of leather/composition leather, not for manufacture leather articles, leather dust,powder and flour	1.011	14.911	36.184	499.862
42010000	Saddlery & harness for any animal (traces,leads,knee pads,muzzles,saddle cloths,saddle bags,dog coats),of any material	2.735	74.728	73.977	1.744.074
42021110	Cases & containers,suit-case/brief-case with outer surface of leather/composition leather, max dimensions 56cmx45cmx25 cm	2.375	26.261	4.878	50.183
42021190	Cases & containers,suit-case/brief-case with outer surface of leather/composition leather, dimension more 56cmx45cmx25 cm	43.243	407.177	430.022	5.618.848
42021211	School satchels with outer surface of vulcanised fibre	1.268	12.468	48.018	450.710

Tabel 3 : Ekspor Indonesia menurut Komoditi (Kode HS 8 digit)

Desember 2022

Kode H S	Uraian golongan barang	Berat bersih (Kg)		Nilai F.O.B. (U S \$)	
		Bulan ini	Kumulatif	Bulan ini	Kumulatif
(1)	(2)	(3)	(4)	(5)	(6)
42021219	School satchels with outer surface other than vulcanised fibre	407.962	3.754.396	6.281.694	61.008.559
42021291	Cases and containers,suit-case/brief-case with outer surface vulcanised fibre other than school satchels	3.342	7.899	52.615	119.978
42021299	Cases and containers,suit-case/brief-case with other than outer surface vulcanised fibre, other than school satchels	301.831	7.941.786	2.704.245	56.823.075
42021920	Trunks,suit-cases,vanity-cases executive-cases, brief-cases, school satchels & similar container,paperboard outer surface	100	11.412	86	20.002
42021990	Trunks,suit-cases,vanity-cases, executive-cases, brief-cases, school satchel&similar container, outer srface oth paperboard	5.498	85.622	29.190	476.564
42022100	Handbags,whether or not with shoulder strap,incld those without handle,outer surface of leather/ composition leather	511.089	5.669.272	11.469.459	141.634.216
42022210	Handbags, whether or not with shoulder strap, including those without handle :With outer surface of sheeting of plastics or of textile materials:With outer surface of sheeting of plastics	453.825	3.043.162	8.461.309	61.270.802
42022220	Handbags, whether or not with shoulder strap, including those without handle , with outer surface of sheeting of plastics or of textile materials, with outer surface of textile materials	47.204	6.782.942	1.388.328	99.145.959
42022900	Other than handbags, whether or not with shoulder strap, including those without handle :	15.029	435.127	224.216	6.507.831
42023100	Articles of a kind normally carried in the pocket or in the handbag,with outer surface of leather or composition leather	4.697	56.787	363.881	3.309.211
42023200	Articles of a kind normally carried in pocket/in the handbag,with outer surface of sheeting plastics or textile materials	11.998	159.817	426.307	5.533.993
42023900	Articles of a kind normally carried in pocket/in the handbag, oth thn sub heading 420231 - 420232	558	11.634	24.889	472.583
42029111	Cases and containers, bowling bags with outer surface of leather or of composition leather	620	11.625	42.626	901.573
42029119	Cases and containers, sports bag other than bowling bags, with outer surface of leather or of composition leather	222	9.680	20.303	388.849
42029190	Cases and containers, other sports bag, with outer surface of leather or of composition leather	51.666	621.412	1.970.954	21.530.807
42029210	Cases and containers, toiletry bags, of sheeting of plastics	371.140	2.731.174	6.220.093	46.331.320
42029220	Cases and containers, bowling bags sheeting of plastics or of textile materials	51.648	666.544	623.303	8.595.840
42029290	Cases and containers, other than toiletry bags and bowling bags, of sheeting of plastics	2.357.390	32.650.637	38.936.296	553.630.912
42029910	Cases and containers, other article, with outer surface of vulcanised fibre or paperboard	-	38	-	2.994
42029990	Cases & containers, n.e.c. in head 4202,of vulcanised fibre/of paperboard/wholly/mainly covered with such materials/w paper	36.728	495.095	541.421	6.040.263
42031000	Apparel, articles of apparel, of leather or of composition leather	44.367	664.461	1.996.723	28.096.665
42032110	Gloves, mittens and mitts : specially designed for use in sports, baseball and softball gloves	44.369	290.697	2.840.945	21.164.174
42032190	Gloves, mittens and mitts : specially designed for use in sports, other than baseball and softball gloves	115.008	1.466.139	9.259.963	114.473.310
42032910	Clothing accessories, protective work gloves, of leather or composition leather	17.781	140.648	924.437	5.634.557
42032990	Clothing accessories, other than protective work gloves, of leather or composition leather	13.745	160.599	687.262	7.512.426
42033000	Clothing accessories, belts and bandoliers, of leather or of composition leather	956	17.578	45.606	688.913

Tabel 3 : Ekspor Indonesia menurut Komoditi (Kode HS 8 digit)

Desember 2022

Kode H S	Uraian golongan barang	Berat bersih (Kg)		Nilai F.O.B. (U S \$)	
		Bulan ini	Kumulatif	Bulan ini	Kumulatif
(1)	(2)	(3)	(4)	(5)	(6)
42034000	Clothing accessories, of leather or of composition leather, n.e.c. in heading no. 4203	350	12.155	15.873	408.880
42050010	Boot laces, mats, of leather or of composition leather	54	2.044	586	24.788
42050020	Industrial safety belts and harnesses of composition leather	17.019	88.008	130.765	711.028
42050030	Leather strings or chords of a kind used for jewellery or articles of personal adornment of composition leather	318	15.046	4.431	61.618
42050040	Articles of leather/composition leather used in machine/mechanic appliance/oth technic uses,ot HS 42050010-42050030	-	1	-	10
42050090	Articles of leather or of composition leather n.e.c. in heading 4205	2.424	103.346	106.688	7.722.803
42060000	Articles of gut (other than silkworm gut), of goldbeater's skin, of bladders or of tendons.	3	3	6	6
43018000	Raw furskins, of other furskins whole, with or without head, tail or paws	-	15	-	1
43021900	Furskins, tanned/dressed,whole, with or without head,tail/paws,not assembled, oth thn of mink, other than those of heading 4303	2	17.696	52	121.298
43022000	Furskins, tanned/dressed,whole, with or without head, tail/paws,not assembled,oth thn of mink, other than those of heading 4303	2	2	1.239	1.239
43031000	Furskin articles, apparel and clothing accessories	16	1.973	1.110	37.533
43039090	Furskin articles, apparel and clothing accessories, n.e.c. in heading 4303	4.879	82.870	65.971	1.209.085
43040010	Artificial fur	-	37	-	269
43040091	Artificial fur articles, sports bags	11	5.625	500	6.522
43040099	Artificial fur articles, other than sports bags	5.320	23.723	3.808	33.237
44011100	Fuel wood, in logs, in billets, in twigs, in faggots or in similar forms, from coniferous	1.312	39.747	16.775	43.840
44011200	Fuel wood, in logs, in billets, in twigs, in faggots or in similar forms, from Non - coniferous	13.579	418.513	1.497	133.693
44012100	Wood in chips or particles, from coniferous	25.020	289.111	12.510	80.262
44012200	Wood in chips or particles, from non-coniferous	59.827.410	1.270.744.161	4.807.681	93.970.182
44013100	Sawdust and wood waste and scrap, agglomerated in logs, briquettes, pellets or similar forms : wood pellets	55.315.267	508.404.027	7.881.105	62.913.916
44013200	Sawdust and wood waste and scrap, agglomerated in logs, briquettes, pellets or similar forms : wood briquettes	-	19	-	91
44013900	Sawdust and wood waste and scrap, agglomerated in logs, briquettes, pellets or similar forms : wood pellets and briquettes	103.188	5.283.177	46.947	1.347.307
44014100	Sawdust and wood waste and scrap, not agglomerated : sawdust	111.217	637.999	37.784	279.249
44014900	Sawdust and wood waste and scrap, not agglomerated : other than sawdust	106.543	13.492.163	56.204	1.674.323
44021000	Wood charcoal (including shell or nut charcoal), whether or not agglomerated, of bamboo	3.628.195	31.136.513	1.187.678	10.556.995
44022010	Wood charcoal (including shell or nut charcoal), whether or not agglomerated, of shell or nut , of coconut shell	16.137.421	163.320.541	16.558.537	173.439.740
44022090	Wood charcoal (including shell or nut charcoal), whether or not agglomerated, of shell or nut , other than coconut shell	1.088.864	7.648.217	523.783	3.651.887
44029000	Wood charcoal (including shell or nut charcoal), whether or not agglomerated, of bamboo or shell or nut	30.371.004	325.409.038	15.232.721	172.676.722
44034910	Tropical wood, other than dark Red Meranti, light Red Meranti and Meranti Bakau, baulks, swalogs and veneer logs	62.896	280.691	110.685	1.078.300
44034990	Tropical wood, other than dark Red Meranti, light Red Meranti and Meranti Bakau, other baulks, swalogs and veneer logs	500	578	8.750	10.590
44042010	Hoopwood, split poles,piles, picket and the like of non- coniferous, chipwood	-	583.635	-	201.976
44050010	Wood wool	0	0	0	0
44050020	Wood flour	285.311	3.821.784	87.120	800.525

Tabel 3 : Ekspor Indonesia menurut Komoditi (Kode HS 8 digit)

Desember 2022

Kode H S	Uraian golongan barang	Berat bersih (Kg)		Nilai F.O.B. (U S \$)	
		Bulan ini	Kumulatif	Bulan ini	Kumulatif
(1)	(2)	(3)	(4)	(5)	(6)
44071190	Wood, coniferous, of pine (Pinus spp), other than sawn lengthwise, not further worked	111.043	932.780	155.013	1.129.875
44071200	Wood, coniferous, of fir (Abies spp) and spruce (Picea spp), sawn or chipped lengthwise, sliced or peeled, whether or not planed, sanded or end-jointed, thick >6mm	-	10.282	-	60.762
44071990	Wood, coniferous, other than sawn lengthwise not further worked, other than HS 44071110-44071400	42.094	457.154	285.169	2.674.969
44072110	Wood, tropical wood, of mahogany (Swietenia spp), planed, sanded or end-joint	87.037	1.343.027	81.213	1.332.456
44072190	Wood, tropical wood, of mahogany (Swietenia spp), other than planed, sanded or end-joint	115	2.471	354	1.776
44072210	Wood, tropical wood, of virola, imbuia and balsa, planed, sanded or end-joint	8.985	368.141	63.032	698.623
44072320	Wood, tropical wood, of teak, planed, sanded or end-joint	8.903	105.820	64.211	317.645
44072390	Wood, tropical wood, of teak, other than sawn lengthwise, planed, sanded or end-jointed	-	13.279	-	1.377
44072513	Wood, tropical wood, of dark red meranti or light red meranti, planed, sanded or end-jointed	158.848	1.905.743	328.288	3.541.750
44072630	Wood, tropical wood, of white lauan, white meranti, white seraya, yellow meranti, and alan, planed, sanded or end-jointed	-	67.682	-	94.315
44072690	Wood, tropical wood, of white lauan, white meranti, white seraya, yellow meranti, and alan, other than sawn lengthwise, planed, sanded or end-jointed	8.315	8.315	4.781	4.781
44072730	Wood, tropical wood, of sapelli, planed, sanded or end-jointed	31.255	80.850	80.336	221.732
44072913	Wood, tropical wood, of jelutong (Dyera spp), planed, sanded or end-joint	159.131	2.599.680	217.226	3.918.040
44072923	Wood, tropical wood, of kapur (Dryobalanops spp), planed, sanded or end-joint	-	204.952	-	226.804
44072933	Wood, tropical wood, of kempas (Koompasia spp), planed, sanded or end-joint	7.627	83.525	6.187	60.808
44072943	Wood, tropical wood, of keruing (Dipterocarpus spp), planed, sanded or end-joint	160.745	829.102	147.621	782.117
44072973	Wood, tropical wood, of balau (Shorea spp), planed, sanded or end-joint	41.568	519.939	25.549	386.072
44072991	Wood, tropical wood, of jongkong (Dactylocladus spp) and merbau (Intsia spp), planed, sanded or end-jointed	3.601	215.967	8.488	176.818
44072994	Wood, tropical wood, of albizia (Paraserianthes falcataria), planed, sanded or end-jointed	2.383	210.969	3.486	204.454
44072996	Wood, tropical wood, of rubber (Hevea brasiliensis), planed, sanded or end-jointed	1.628.333	32.404.357	789.909	16.472.503
44072998	Wood, sawn other than HS 44062991 - 44072997, planed, sanded or end-jointed	828.174	7.843.113	1.184.421	11.391.974
44072999	Wood, sawn other than HS 44062991 - 44072997, other than planed, sanded or end-jointed	-	422	-	475
44079130	Wood, non-coniferous and other than tropical wood, of oak (Quercus spp), planed, sanded or end-jointed	18	695	783	4.798
44079210	Wood, non-coniferous and other than tropical wood, of beech (Fagus spp), planed, sanded or end-jointed	-	9.064	-	34.411
44079310	Wood, non-coniferous and other than tropical wood, of maple (Acer spp), planed, sanded or end-jointed	-	8.451	-	15.926
44079910	Wood, non-coniferous and other than tropical wood, other than n.e.c. sub heading 440797, planed, sanded or end-jointed	1.360	154.345	10.386	958.963
44081010	Wood, coniferous, cedar wood pencil slats, Radiata pinewood of a kind used for blockboard manufacture	185.023	2.334.618	1.095.058	13.149.056
44081030	Wood, coniferous, face veneer sheets, Radiata pinewood of a kind used for blockboard manufacture	30	53.174	21	280.167
44081090	Wood, coniferous, other than cedar wood pencil slats radiata pinewood used for blockboard manufacture, other than face veneer sheets	77.833	227.338	37.413	302.286

Tabel 3 : Ekspor Indonesia menurut Komoditi (Kode HS 8 digit)

Desember 2022

Kode H S	Uraian golongan barang	Berat bersih (Kg)		Nilai F.O.B. (U S \$)	
		Bulan ini	Kumulatif	Bulan ini	Kumulatif
(1)	(2)	(3)	(4)	(5)	(6)
44083100	Dark Red Meranti, Light Red Meranti and Meranti Bakau of tropical wood, sheets for veneering, plywood and laminated wood	378.896	1.066.286	473.489	1.682.383
44083920	Face veneer sheets of tropical wood, other than Red Meranti, Light Red Meranti and Meranti Bakau	157.386	2.956.606	234.070	1.661.653
44083990	Other than Jelutong wood pencil slats and face veneer sheets, other than Red Meranti, Light Red Meranti, and Meranti Bakau	3.307.098	34.657.768	3.693.169	39.204.078
44089010	Face veneer sheets, of non-coniferous and other than tropical wood	3.586.035	32.972.112	3.585.286	33.278.116
44089090	Wood, other than in heading 4408, sheets for veneer/plywood, oth wood sawn, slice/peel, whether/not plan, sand/end-join,thick≤6mm	1.720.789	21.067.565	1.869.611	25.283.639
44091000	Coniferous wood, cotinuously shaped along any of its edgee,ends/faces, non planed,sanded or end-jointed	348.229	4.552.465	905.412	10.644.947
44092100	Wood, non-coniferous of bamboo, cotinuously shaped along any of its edgee, ends/faces, whether or not planed,sanded or end-jointed	-	13.464	-	5.418
44092200	Wood,non-coniferous of tropical wood, cotinuously shaped along any of its edgee,ends/faces,whether or not planed,sanded/end-jointed	33.595.384	450.324.719	36.802.628	541.697.780
44092900	Wood, non-coniferous, other than in heading 4409, cotinuously shaped along any of its edgee, ends/faces, whether or not planed, sanded or end-jointed	1.087.742	16.212.188	1.569.774	24.826.817
44101100	Particle board of wood, whether or not agglomerated with resins or other organic binding substances	2.020.376	46.127.966	569.970	10.929.426
44101900	Similar board (for example, waferboard) of wood, whether or not agglomerated with resins or other organic binding substances	-	21	-	20
44109000	Particle board, oriented strand board (OSB) and similar board (for example, waferboard), of other ligneous materials, whether or not agglomerated with resins or other organic binding substances	-	68	-	620
44111200	Medium density fibreboard (MDF), of a thickness not exceeding 5 mm, whether or not bonded with resins or other organic substances	11.438.624	147.328.817	4.606.848	63.134.003
44111300	Medium density fibreboard (MDF), of a thickness exceeding 5 mm but not exceeding 9 mm, whether or not bonded with resins or other organic substances	5.764.814	50.291.850	2.156.342	20.871.994
44111400	Medium density fibreboard (MDF), of a thickness exceeding 9 mm, whether or not bonded with resins or other organic substances	9.665.448	85.486.627	2.990.615	28.693.623
44119200	Ligneous materials other than fibreboard, of a density exceeding 0.8 g/cm3, whether or not bonded with resins or other organic substances	1.721	26.372	4.432	77.882
44119300	Ligneous materials other than fibreboard, of a density exceeding 0.5 g/cm3 but not exceeding 0.8 g/cm3, whether or not bonded with resins or other organic substances	1.207	33.264.610	5.370	10.686.849
44121000	Plywood, veneered panels and similar laminated wood, of bamboo	24.376	343.252	18.339	1.047.138
44123100	Plywood, consisting solely of sheets of wood (not bamboo), each ply ≤ 6mm thickness, with at least one outer ply of tropical wood	90.262.967	1.241.592.434	103.542.405	1.614.460.343
44123300	Plywood,consisting solely of sheets of wood(not bamboo),each ply≤6mm thickness,with at least one outer ply of non-coniferous wood of the species alder,ash,beech,birch,cherry,chestnut,elm,eucalyptus,hickory,horse chestnut,lime,maple,oak,plane tree,poplar&aspen,robinia,tulipwood/walnut	11.469.883	158.066.441	10.793.425	173.915.262
44123400	Plywood, consisting solely of sheets of wood (not bamboo), each ply ≤ 6mm thickness, with at least one outer ply of non-coniferous wood not specified under subheading 441233	1.249.674	16.389.389	955.097	13.431.442

Tabel 3 : Ekspor Indonesia menurut Komoditi (Kode HS 8 digit)

Desember 2022

Kode H S	Uraian golongan barang	Berat bersih (Kg)		Nilai F.O.B. (U S \$)	
		Bulan ini	Kumulatif	Bulan ini	Kumulatif
		(1)	(2)	(3)	(4)
44123900	Plywood, consisting solely of sheets of wood (not bamboo), each ply ≤ 6mm thickness, with both outer plies of coniferous wood	236.913	8.928.459	392.602	12.097.898
44124110	Laminated veneered lumber, with at least one outer ply of teak	-	40	-	480
44124190	Laminated veneered lumber, with at least one outer ply of tropical wood other than teak	1.095.437	12.602.006	1.447.521	17.408.726
44124200	Laminated veneered lumber, with at least one outer ply of non-coniferous wood	46.446	605.571	57.680	794.686
44124900	Laminated veneered lumber, with both outer plies of coniferous wood	75.779	2.165.146	52.701	2.036.736
44125100	Blockboard, laminboard, and battenboard, with at least one outer ply of tropical wood	25.296.975	229.796.210	27.951.692	264.244.635
44125200	Blockboard, laminboard, and battenboard, with at least one outer ply of non-coniferous wood	1.506.391	15.706.177	2.666.069	25.748.043
44125900	Blockboard, laminboard, and battenboard, with both outer plies of coniferous wood	853.674	120.769.534	1.020.965	155.677.248
44129110	Other plywood, with at least one outer ply of teak	4.783	99.263	7.481	182.817
44129190	Other plywood, with at least one outer ply of tropical wood other than teak	1.443.071	20.020.119	2.859.972	43.191.467
44129200	Other plywood, with at least one outer ply of non-coniferous wood	-	373.328	-	413.527
44129900	Other plywood, with both outer plies of coniferous wood	660.683	22.437.976	963.031	30.081.440
44130000	Densified wood, in blocks, plates, strips or profile shapes.	159.753	1.382.295	179.212	1.835.230
44141000	Wooden frames for paintings, photographs, mirrors or similar objects, of tropical wood	648.920	5.304.217	3.514.961	25.650.596
44149000	Wooden frames for paintings, photographs, mirrors or similar objects, of other than tropical wood	192.725	5.019.404	922.863	19.929.127
44151000	Cases, boxes, crates, drums and similar packings, cabledrums of wood	336.776	2.323.764	489.523	4.755.472
44152000	Pallets, box pallets and other load boards, pallet collars of wood	503.939	4.768.332	387.261	3.899.801
44160010	Staves	-	22.331	-	58.418
44160090	Casks, barrels, vats, tubs and other cooper's products and parts thereof, of wood	-	15.787	-	41.759
44170090	Tools, tool bodies, tool handles, broom or brush bodies and handles, of wood	160.566	1.727.677	332.989	4.172.281
44181100	Windows, French-windows and their frames, of tropical wood	66.459	1.113.753	151.535	1.887.890
44181900	Windows, French-windows and their frames, of other than tropical wood	219	597.034	2.257	956.019
44182100	Doors and their frames and thresholds, of tropical wood	3.186.585	28.421.966	5.955.876	61.801.146
44182900	Doors and their frames and thresholds, of other than tropical wood	4.431.571	85.453.158	9.250.968	183.298.193
44183000	Posts and beams other than products of subheadings 441881 to 441889	-	35.579	-	161.476
44185000	Shingles and shakes	-	191.203	-	150.405
44187310	Assembled flooring panels, of bamboo or with at least the top layer (wear layer) of bamboo, for mosaic flooring	-	638	-	5.342
44187320	Assembled flooring panels, of bamboo or with at least the top layer (wear layer) of bamboo, other than mosaic flooring, of multilayer of bamboo	-	1	-	15
44187390	Assembled flooring panels, of bamboo or with at least the top layer (wear layer) of bamboo, other than mosaic flooring, of other than multilayer of bamboo	-	38.954	-	26.679
44187400	Assembled flooring panels, other than of bamboo or with at least the top layer (wear layer) of bamboo, for mosaic flooring	2.911	29.429	17.161	156.603
44187500	Assembled flooring panels, other than of bamboo or with at least the top layer (wear layer) of bamboo, other than mosaic flooring, multilayer	1.722.047	26.128.397	5.037.340	79.153.225

Tabel 3 : Ekspor Indonesia menurut Komoditi (Kode HS 8 digit)

Desember 2022

Kode H S	Uraian golongan barang	Berat bersih (Kg)		Nilai F.O.B. (U S \$)	
		Bulan ini	Kumulatif	Bulan ini	Kumulatif
(1)	(2)	(3)	(4)	(5)	(6)
44187900	Assembled flooring panels, other than of bamboo or with at least the top layer (wear layer) of bamboo, other than mosaic flooring, other than multilayer	1.038.970	13.838.159	2.698.571	35.496.475
44188110	Engineered structural timber products, glue-laminated timber (glulam), in block shape	1.579.934	13.664.533	3.715.233	31.405.806
44188190	Engineered structural timber products, glue-laminated timber, in other than block shape	1.217.001	14.005.670	2.226.390	25.306.487
44188200	Engineered structural timber products, cross-laminated timber (CLT or X-lam)	-	10.037	-	25.894
44188900	Engineered structural timber products, other than cross-laminated timber (CLT or X-lam) and I beams	21	23.930	95	135.287
44189100	Builders' joinery and carpentry of wood, other than HS 44181100-44188900, of bamboo	-	28.065	-	29.305
44189200	Builders' joinery and carpentry of wood, other than HS 44181100-44188900, of cellular wood panels	439.147	21.082.538	560.301	32.898.473
44189900	Builders' joinery and carpentry of wood, other than HS 44181100-44188900, other than of bamboo and cellular wood panels	5.666.120	69.260.920	8.093.077	100.323.621
44191100	Bread boards, chopping boards, and similar boards of bamboo	524	2.973	1.179	16.469
44191200	Chopsticks of bamboo	4	1.056	33	880
44191900	Tableware and kitchenware, of bamboo, other than HS 44191100-44191200	166	9.621	3.589	90.767
44192000	Tableware and kitchenware, of tropical wood	522.155	4.485.688	1.717.220	14.975.078
44199000	Tableware and kitchenware, other than of bamboo and tropical wood	269.740	5.949.287	766.045	17.637.589
44201100	Statuettes and other ornaments, of tropical wood	665.011	6.351.190	2.998.883	23.803.229
44201900	Statuettes and other ornaments, other than of tropical wood	445.316	8.665.385	1.868.621	33.129.240
44209010	Wooden articles of furniture not falling in Chapter 94	280.525	3.873.517	770.439	10.628.999
44209020	Boxes and other small containers intended for and suitable for carrying in the pocket, in the handbag or on the person of wood	-	66	-	498
44209090	Wood marquetry and inlaid wood, caskets and cases for jewellery or cutlery, and similar articles, of wood	315	78.533	3.064	194.080
44211000	Clothes hangers of wood	347	30.435	6.770	210.864
44212000	Coffins of wood	33.083	240.786	99.445	774.397
44219110	Spools, cops and bobbins, sewing thread reels and the like of bamboo	-	209	-	2.180
44219120	Match splints of bamboo	32	389	114	1.651
44219130	Candy sticks, ice-cream sticks and ice-cream spoons of bamboo	3	319	38	693
44219140	Fans and handscreens, frames and handles therefor, and parts thereof of bamboo	21	252	1.102	7.686
44219150	Prayer beads of bamboo	2	338	72	16.690
44219160	Toothpicks of bamboo	60	487	85	1.627
44219170	Sticks of a kind used for making joss sticks, of bamboo	-	5	-	10
44219190	Article of bamboo, other than HS 44219110 - HS 44219160	7.589	161.220	11.639	287.921
44219910	Spools, cops and bobbins, sewing thread reels and the like of other than bamboo	-	666	-	8.151
44219920	Match splints of other than bamboo	-	24	-	176
44219930	Wooden pegs or pins for footwear of other than bamboo	0	9.701	0	40.147
44219940	Candy sticks, icecream sticks and icecream spoons of other than bamboo	12.782	39.764	36.063	89.737
44219970	Fans and handscreens, frames and handles therefor, and parts thereof of other than bamboo	0	18.553	36	84.181
44219980	Toothpicks of other than bamboo	400	1.263	115	1.855
44219993	Prayer beads of other than bamboo	1	169	28	2.742
44219994	Other beads of other than bamboo	9	11.359	4.344	61.580
44219995	Sticks of a kind used for making joss sticks, of other than bamboo	-	7.491	-	7.498
44219996	Barecore, of other than bamboo	25.428.541	349.823.361	11.500.887	187.441.564

Tabel 3 : Ekspor Indonesia menurut Komoditi (Kode HS 8 digit)

Desember 2022

Kode H S	Uraian golongan barang	Berat bersih (Kg)		Nilai F.O.B. (U S \$)	
		Bulan ini	Kumulatif	Bulan ini	Kumulatif
(1)	(2)	(3)	(4)	(5)	(6)
44219999	Article of wood, other than bamboo, articles other than HS 44219910 - HS 44219996	130.366	4.211.474	722.444	9.001.874
45011000	Natural cork, raw or simply prepared	-	589	-	816
45019000	Waste cork, crushed, granulated or ground cork	-	58	-	82
45020000	Natural cork, debacked or roughly squared or rectangular blocks, plates, sheets or strip (include sharpened blanks for corks or stoppers)	-	14.599	-	72.704
45039000	Articles of natural cork, other than corks and stoppers	1.680	31.402	4.400	30.959
45041000	Blocks, plates, sheets and strip, tiles of any shape, solid cylinders (including discs), of agglomerated cork	-	4.745	-	49.022
45049000	Articles of agglomerated cork other than blocks, plates, sheets and strip, tiles of any shape, solid cylinders, including discs.	20	4.018	13	26.864
46012100	Plaiting materials, plaits and similar products of plaiting materials, mats, matting and screens, of bamboo	26.979	307.384	28.546	694.659
46012200	Plaiting materials, plaits and similar products of plaiting materials, mats, matting and screens, of rattan	19.608	476.058	322.306	6.942.675
46012900	Plaiting materials, plaits and similar products, mats, matting and screens, of vegetable materials other than bamboo and rattan	32.818	356.891	224.934	2.366.646
46019210	Plaits and similar products of plaiting materials, whether or not assembled into strips of bamboo	291	30.140	10.751	32.664
46019220	Fans and handscreens, frames and handles therefor, and parts thereof of bamboo	9	548	210	6.614
46019290	Plaiting materials, plaits and similar products of plaiting materials, of bamboo, other than HS 46019210 - HS 46019220	85.537	1.563.730	107.240	1.636.532
46019310	Plaits and similar products of plaiting materials, whether or not assembled into strips of rattan	346	53.846	5.284	709.335
46019320	Fans and handscreens, frames and handles therefor, and parts thereof of rattan	683	12.207	21.250	240.969
46019390	Plaiting materials, plaits and similar products of plaiting materials, of rattan, other than HS 46019310 - HS 46019320	204	46.164	6.301	585.178
46019410	Plaits and similar products of plaiting materials, whether or not assembled into strips of vegetable materials	671	13.747	35.937	545.712
46019420	Fans and handscreens, frames and handles therefor, and parts thereof of vegetable materials	-	227	-	1.540
46019490	Plaiting materials, plaits&similar products of plaiting materials,of vegetable materials, other than HS 46019410- 46019420	1.872	36.784	5.759	150.728
46019910	Mats and matting of other than bamboo, rattan, and other vegetable materials	60	918	200	5.337
46019920	Plaits and similar products of plaiting materials, whether or not assembled into strips	1.173	43.074	9.205	252.777
46019930	Fans and handscreens, frames and handles therefor, and parts thereof of other than bamboo, rattan, and other vegetable materials	-	122	-	789
46019990	Plaiting materials, plaits and similar product of plaiting material, product of non-vegetable materials, other than HS 46019910-46019930	13.102	559.958	34.568	1.119.833
46021110	Travelling bags and suitcases of bamboo	5	769	12	7.678
46021120	Envelopes for bottles of bamboo	-	12	-	2.311
46021190	Basketwork, wickerwork and other articles, of bamboo, other than HS 46021110 - HS 46021120	228.277	1.899.798	876.405	8.776.908
46021210	Travelling bags and suitcases of rattan	117.497	1.122.915	679.077	8.112.686
46021220	Envelopes for bottles of rattan	1.150	9.490	23.157	136.068
46021290	Basketwork, wickerwork and other articles, of rattan, other than HS 46021210 - HS 46021220	826.000	11.400.248	3.884.561	56.237.129
46021910	Travelling bags and suitcases of vegetable materials other than of bamboo and rattan	4.132	316.753	92.037	2.772.538
46021920	Envelopes for bottles of vegetable materials other than of bamboo and rattan	-	1.821	-	12.794

Tabel 3 : Ekspor Indonesia menurut Komoditi (Kode HS 8 digit)

Desember 2022

Kode H S	Uraian golongan barang	Berat bersih (Kg)		Nilai F.O.B. (U S \$)	
		Bulan ini	Kumulatif	Bulan ini	Kumulatif
(1)	(2)	(3)	(4)	(5)	(6)
46021990	Basketwork, wickerwork and other articles, of vegetable materials other than bamboo and rattan, other than HS 46021910 - 46021920	289.111	4.577.875	1.752.782	29.437.104
46029010	Travelling bags and suitcases of other than vegetable materials	3.310	145.870	43.002	1.040.539
46029090	Basketwork, wickerwork and other articles, of other than vegetable materials, other than HS 46029010 - HS 46029020	84.274	847.192	507.064	5.672.565
47020020	Chemical wood pulp, dissolving grades, of non-coniferous	103.109.851	1.333.764.849	69.926.795	946.580.634
47031900	Chemical wood pulp, soda or sulphate other than dissolving grades, unbleached, of non-coniferous wood	-	41.000.000	-	21.383.200
47032900	Chemical wood pulp, soda or sulphate other than dissolving grades, semi-bleached or bleached, of non-coniferous wood	475.479.369	4.369.918.510	322.244.722	2.696.555.382
47061000	Pulp, cotton linters pulp	10	10	310	310
47062000	Pulp of fibres derived from recovered (waste and scrap) paper or paperboard	9.058.622	154.332.966	2.512.869	30.975.879
47063000	Pulps of fibres derived from bamboo	-	51.002	-	182.438
47069100	Pulps of fibres derived from other fibrous cellulosic material obtained by mechanical processes	9.072	669.450	71.228	2.767.772
47069200	Pulps of fibres derived from other fibrous cellulosic material obtained by chemical processes	-	1.201	-	4.886
47069390	Pulps of fibres derived from other fibrous cellulosic material obtained by a combination of mechanical and chemical processes, other than abaca pulp	-	1	-	1
47071000	Recovered (waste and scrap) unbleached kraft paper or paperboard or corrugated paper or paperboard	259.697	4.089.934	43.802	701.118
47072000	Recovered (waste and scrap) other paper or paperboard made mainly of bleached chemical pulp, not coloured in the mass	-	1.859.621	-	480.167
47073000	Paper or paperboard, waste and scrap, made mainly of mechanical pulp (e.g newspapers, journals & similar printed matter)	-	1.638.934	-	629.863
47079000	Paper or paperboard (waste and scrap), of paper or paperboard n.e.c. sub heading 470710 - 470730 and of unsorted waste and scrap	1.165.877	10.249.441	156.529	1.269.211
48010011	Newsprint, weighing not more than 55 g/m2, in rolls, of a width exceeding 28 cm but not exceeding 36 cm	2.660.795	7.192.085	1.901.321	5.446.198
48010012	Newsprint, weighing not more than 55 g/m2, in rolls, other than HS 48010011	5.851.113	52.664.566	3.920.574	38.087.099
48010014	Newsprint, weighing not more than 55g/m2, in sheets, square or rectangular, one side >36 cm, and other side >15 cm in the unfolded state	-	25.125	-	24.484
48010022	Newsprint, weighing more than 55 g/m2, in rolls, of a width not exceeding 28 cm but exceeding 36 cm	-	216	-	575
48010024	Newsprint, weighing more than 55g/m2, in sheets, square or rectangular, one side >36 cm, and other side >15 cm in the unfolded state	-	4.902	-	6.554
48021000	Hand-made paper and paperboard	-	43.120	-	40.393
48022090	Uncoated paper and paperboard in rolls of more than 15 cm in width or in rectangular sheet of which no side more than 36 cm in the unfolded state	-	44.895	-	45.645
48024090	Wallpaper in rolls of more than 15 cm width or rectangular (include square) sheets of which no side more than 36 cm in the unfolded state	1	1	4	4
48025429	Paperboard, o.t. carbonising base paper weighing <20g/m2, in rolls of >15cm, in width or rectangular sheet of which no side > 36cm, unfold state, weighing <40g/m2	-	79.152	-	76.493
48025440	Uncoated paper and paperboard, used for writing, printing and other graphic, in rolls of ≤ 15cm, in width or in rectangular sheet > 36cm, unfold state	375	2.350	200	525
48025450	Uncoated paper and paperboard, multi-ply paper and paperboard	-	1.389	-	790

Tabel 3 : Ekspor Indonesia menurut Komoditi (Kode HS 8 digit)

Desember 2022

Kode H S	Uraian golongan barang	Berat bersih (Kg)		Nilai F.O.B. (U S \$)	
		Bulan ini	Kumulatif	Bulan ini	Kumulatif
(1)	(2)	(3)	(4)	(5)	(6)
48025490	Carbonishing base paper, other than HS 48025430 - HS 48025450	40.912	385.610	78.776	593.064
48025529	Fancy paper and paperboard, weighing 40g/m2 or more but no more than 150g/m2, in rolls, of a width more than 15 cm exceeding	-	32.146	-	168.894
48025569	Paper and paperboard of a kind used for writing, printing and other graphic purposes, of a width exceeding 15 cm	10.758.481	107.415.561	9.696.747	92.846.576
48025590	Paper and paperboard, other than multi-ply paper	75.790.790	726.797.322	59.552.419	551.067.185
48025641	Paper and paperboard of a kind used for writing, printing and other graphic purposes, width <36cm in rectangular sheet, unfolded state	15.435.543	204.850.032	14.780.420	180.234.628
48025690	Paper and paperboard, used for writing, printing and other graphic purposes, 40-150 g/m2, 1 side <435mm and other side <297mm, other than multi-ply paper	123.668.157	1.311.607.432	104.025.260	1.071.623.140
48025729	Paper and paperboard, used for writing, printing and other graphic purposes, with no side ≤36cm, unfolded state, weight 40-150 g/m2	8.543.658	87.860.069	7.919.536	80.305.500
48025790	Paper and paperboard, other than multi-ply paper, unfolded state, weighing 40 g/m2-150 g/m2	34.970.067	362.593.587	28.093.772	289.918.775
48025829	Fancy paper and paperboard, in rolls of width > 15 cm in rectangular sheet with one side ≤ 36cm and other side ≤ 15 cm, weighing ≥150 g/m2, unfolded state	-	145.093	-	308.595
48025831	Paper and paperboard, for writing, printing and other graph purpose, in rolls of width > 15 cm in rectangular shape,with no side > 36cm, unfolded state, weighing ≥150 g/m2	396.149	2.404.514	499.277	2.959.969
48025839	Paper and paperboard, for writing, printing and other graph purpose, in rolls of width ≤ 15 cm in rectangular shape, with no side > 36cm, unfolded state, weighing ≥150 g/m2	3.584.200	48.890.865	3.664.700	47.420.083
48025891	Paper and paperboard, weighing 150g/m2 - 225 g/m2, unfolded state, other than HS 48025821 - HS 48025840	4.451.649	38.060.735	3.744.462	33.159.665
48025899	Paper and paperboard, weighing < 150g/m2, unfolded state, other than HS 48025821 - HS 48025840	1.820.791	28.312.048	1.771.821	27.273.732
48026221	Fancy paper and paperboard, other than rectangular sheets with one side ≤ 36cm and the other side ≤ 15 cm in unfolded state, weighing 150 g/m2 - 225 g/m2, in sheet	-	81.180	-	245.580
48026229	Fancy paper and paperboard other than rectangular (including square) sheets with one side ≤ 36cm and the other side ≤ 15 cm in unfolded state, weighing < 150 g/m2 or > 225 g/m2, in sheet	-	12.801	-	34.388
48026299	Fancy paper and paperboard, other than multi-ply paper, unfolded state, in sheets of which one side ≤435mm and other side ≤297mm, weight less than 150g/m2 or more than 225g/m2	-	18.083	-	47.881
48030030	Toilet or facial tissue stock, towel or napkin stock and similar paper, of cellulose wadding or of webs of cellulose fibres	1.560	3.603	1.200	4.819
48030090	Toilet or facial tissue stock, towel or napkin stock and similar paper, of other than cellulose wedding/webs of cellulose fibres	63.720.039	684.439.819	79.488.463	793.161.052
48041100	Kraftliner, unbleached	-	2	-	15
48041900	Kraftliner, bleached	23.187	124.674	23.823	119.778
48042110	Sack kraft paper, unbleached, of a kind used for making cement bags	-	994.336	-	643.769
48042190	Sack kraft paper, unbleached, of other than kind used for making cement bags	-	1.712.317	-	1.091.068
48042990	Sack kraft paper, bleached, of other than kind used for making cement bags	1	43.924	10	42.758
48043190	Kraft paper and paperboard weighing 150 g/m2 or less, unbleached, other than HS 48043110 - HS 48043150	539.149	5.575.083	589.066	6.115.620
48043920	Kraft paper and paperboard weighing 150 g/m2 or less, bleached, used for making food packaging	-	14.800	-	24.568
48043990	Kraft paper and paperboard weighing 150 g/m2 or less, bleached, other than HS 48043910 and HS 48043920	5.325.742	41.446.457	5.521.976	45.221.598

Tabel 3 : Ekspor Indonesia menurut Komoditi (Kode HS 8 digit)

Desember 2022

Kode H S	Uraian golongan barang	Berat bersih (Kg)		Nilai F.O.B. (U S \$)	
		Bulan ini	Kumulatif	Bulan ini	Kumulatif
(1)	(2)	(3)	(4)	(5)	(6)
48044190	Kraft paper and paperboard weighing 150 g/m2 - 225 g/m2, unbleached, other than electrical grade insulating kraft paper	-	79.199	-	87.916
48044290	Paper and paperboard not used for making food package, bleached uniformly > 95% by total of fibre content of wood fibre chemically	796.206	20.053.472	729.762	20.796.944
48044910	Paper and paperboard a kind used for making food packaging, bleached uniformly throughout the mass and not less than 95% by weight	-	4	-	600
48051100	Semichemical fluting paper	673.421	12.327.590	498.354	9.244.478
48051910	Fluting paper other than semichemical and straw, weighing more than 150 g/m2 but less than 225 g/m2	95.414	13.294.627	29.410	7.450.765
48051990	Fluting paper other than semichemical and straw, weighing less than 150 g/m2 or more than 225 g/m2	26.841.941	614.101.611	9.586.618	256.828.502
48052400	Testliner (recycled liner board), weighing 150 g/m2 or less	7.000.255	38.554.110	2.609.595	17.425.907
48052510	Testliner (recycled liner board), Weighing more than 150 g/m2 but less than 225 g/m2	909.724	7.228.520	343.373	3.243.272
48052590	Testliner (recycled liner board), weighing equal or more than 225 g/m2	-	442.036	-	249.287
48053090	Sulphite wrapping paper, other than coloured paper of a kind used for wrapping wooden match box	19	188	222	1.627
48055000	Felt paper and paperboard	2.424.990	33.549.405	1.493.164	22.998.465
48059190	Paper other than for packing of flat glass products, resin content by weight of 0.6% or less and manufacture joss paper, weighing 150 g/m2 or less	6.030.197	56.968.147	4.051.781	41.848.869
48059210	Multiply paper and paperboard, uncoated paper and paperboard, in rolls or sheets, weighing more than 150 g/m2 but less than 225 g/m2	-	416.176	-	295.150
48059290	Uncoated paper and paperboard, in rolls or sheets, weighing more than 150 g/m2 but less than 225 g/m2, other than multiply paper and paperboard	50.344	4.352.986	27.349	3.146.280
48059310	Multiply paper and paperboard, uncoated paper and paperboard, in rolls or sheets, weighing 225 g/m2 or more	2.698.317	22.275.462	1.063.691	11.132.824
48059390	Uncoated paper and paperboard, in rolls or sheets, weighing 225 g/m2 or more, other than multiply paper and paperboard and blotting paper	1.357.409	2.252.628	527.585	939.182
48062000	Greaseproof papers	1.687.798	19.107.841	2.770.682	29.594.025
48063000	Tracing papers	-	3.936	-	18.133
48064000	Glassine and other glazed transparent or translucent papers	18.209	531.030	35.573	951.522
48070000	Composite paper and paperboard, not surface-coated or impregnated, whether or not internally reinforced, in rolls or sheets	-	0	-	0
48081000	Corrugated paper and paperboard, whether or not perforated	-	1.853	-	8.538
48084000	Kraft paper, creped or crinkled, whether or not embossed or perforated	-	135	-	2.060
48089030	Paper and paperboard, embossed paper	-	35.165	-	68.157
48089090	Paper and paperboard, other than HS code 48089020 - 48089030	-	80.464	-	103.239
48092000	Self-copy paper	5.026.520	56.911.637	8.103.181	86.692.613
48099090	Paper and paperboard other than carbon paper and similar copying papers	-	3	-	20
48101399	Paper and paperboard, not printed, of a width of more than 150 mm, in rolls	1.121.218	31.168.342	1.807.140	44.392.507
48101499	Paper and paperboard, not printed, of which no side less than 360 mm, in sheets with one side less than 435 mm and the other side less than 297 mm unfolded state	24.883	2.049.755	23.199	2.089.099
48101910	Paper and paperboard, printed for self-record apparatus, no side exceed 360mm unfold state, have <10% weight, contain fibre of chemical or mechanical process, one side >435 mm and other side >297mm	71.412	1.846.015	107.982	5.846.804

Tabel 3 : Ekspor Indonesia menurut Komoditi (Kode HS 8 digit)

Desember 2022

Kode H S	Uraian golongan barang	Berat bersih (Kg)		Nilai F.O.B. (U S \$)	
		Bulan ini	Kumulatif	Bulan ini	Kumulatif
(1)	(2)	(3)	(4)	(5)	(6)
48101990	Paper and paperboard, not printed for self-record apparatus, no side exceed 360mm unfold state, have <10% weight, contain fibre of chemical/mechanical process, one side >435 mm and other side >297mm	1.112.268	25.113.873	1.805.519	38.319.906
48102999	Paper and paperboard, not printed for self-record apparatus, in rolls of a width of >150 mm, or in sheets of which no side less than 360 mm in the unfolded state, other than lightweight coated paper	13.719.039	150.602.052	13.603.536	159.885.017
48103190	Kraft paper and paperboard, bleached in rolls >150 mm width or in sheets no side exceeding 360 mm in the unfolded state weighing 150g/m2 or less	0	0	0	0
48103290	Kraft paper and paperboard, bleached in rolls of ≤150 mm width or in sheets of no side >360 mm in the unfolded state weighing more than 150g/m2	97.435	1.172.445	99.509	1.173.927
48103990	Kraft paper and paperboard, unbleached in rolls of >150 mm width or in sheets of no side >360 mm in the unfolded state	-	24.562	-	19.586
48109290	Paper and paperboard, multi-ply, in rolls of >150 mm in width or sheets of which side >360 mm in the unfolded state	8.023.419	80.835.758	4.200.354	59.003.909
48109990	Paper and paperboard, other than multi-ply, in rolls of >150mm in width or sheets of which side >360mm in the unfolded state	-	139.238	-	153.643
48111090	Tarred, bituminised or asphalted paper and paperboard, in rolls of >15 cm in width, in rectangular (include square), or in sheets of which side >36cm unfolded	-	35.018	-	80.621
48114120	Gummed or adhesive paper and paperboard, self-adhesive, in rolls of <15cm in width or in rectangular (include square) sheets of which side <36cm unfolded	-	164.652	-	333.174
48114190	Gummed or adhesive paper and paperboard, self-adhesive, in rolls of >15cm in width or in rectangular (include square) sheets of which side >36cm unfolded	661.268	11.708.585	1.839.409	29.964.075
48114900	Gummed or adhesive paper and paperboard, other than self-adhesive	171	126.069	1.967	337.095
48115199	Paper and paperboard coated, bleached, weigh >150g/m2, in rolls of ≤15cm in width, or in sheets of which side >36cm unfolded state, other than floor covering	23.978	28.875	31.741	39.297
48115920	Paper and paperboard covered on both faces with transparent films of plastics and with a lining of aluminium foil, for the packaging of liquid food products, bleached, weigh ≤150 g/m2	-	7.238	-	10.130
48115999	Paper and paperboard coated, bleached, weigh ≤150g/m2, in roll of >15cm in width, or in sheets of which side >36cm unfold state, other than floor covering	2.313.961	26.337.467	3.138.189	38.896.468
48116020	Paper and paperboard, coated, soak or covered with wax, parfin wax, starin, oil or glicerol, in rolls ≤15cm in width or in rectangular (include square) sheets of which side <36cm, unfolded state	-	1.377	-	10.946
48116099	Paper & paperboard, coated, soak/covered with wax, parfin wax, starin, oil/glicerol, in rolls ≥15cm width/rectangular (include square) sheets of which side >36cm, unfolded state, o.t floor coverings	-	19.976	-	82.115
48119049	Paper and paperboard, cellulose wadding and web cellulose fibre, in roll ≤15cm width or rectangular sheet of which side <36cm unfolded state, other than floor coverings and marbled paper	-	70	-	405
48119091	Paper and paperboard, cellulose wadding and web cellulose fibre, in roll >15cm width or rectangular sheets of which side <36cm unfold state, floor coverings	-	748	-	1.725
48119093	Paper and paperboard, cellulose wadding and web cellulose fibre, in roll >15cm width or rectangular sheets of which side <36cm unfold state, other than floor coverings and marbled paper	9.078	24.047	233.513	571.209

Tabel 3 : Ekspor Indonesia menurut Komoditi (Kode HS 8 digit)

Desember 2022

Kode H S	Uraian golongan barang	Berat bersih (Kg)		Nilai F.O.B. (U S \$)	
		Bulan ini	Kumulatif	Bulan ini	Kumulatif
		(1)	(2)	(3)	(4)
48119099	Paper, paperboard, cellulose wadding and webs of cellulose fibres other than HS 48119091 - 48119092	292.175	10.260.664	534.621	19.539.713
48131000	Cigarette paper, in the form of booklets or tubes.	148.057	2.091.707	4.386.238	61.816.256
48132010	Cigarette tipping paper, in rolls of width not exceeding 5 cm	4.991	3.100.866	21.970	5.785.550
48132021	Tobacco wrapping paper, uncoated, in rolls of width not exceeding 5 cm	81.942	674.691	202.201	2.295.880
48132022	Plug wrap paper having a porosity of more than 12 cm3 (min- 1cm-2) in CORESTA Air Permeability unit, uncoated, in rolls of width not exceeding 5 cm	-	3.779	-	7.820
48132023	Plug wrap paper having a porosity of not more than 12 cm3 (min- 1cm-2) in CORESTA Air Permeability unit, uncoated, in rolls of width not exceeding 5 cm	412.492	3.015.850	758.548	5.241.959
48132029	Cigarette paper other than tobacco wrapping paper and plug wrap paper, uncoated, in rolls of width not exceeding 5 cm	515.905	4.800.057	1.060.611	9.508.731
48132032	Plug wrap paper, coated, in rolls of width not exceeding 5 cm	14.599	83.275	28.476	160.300
48132039	Cigarette paper other than tobacco wrapping paper and plug wrap paper, coated, in rolls of width not exceeding 5 cm	-	24.582	-	46.706
48139011	Tobacco wrapping paper, coated, in rolls of a width exceeding 5 cm	-	9.432	-	22.625
48139012	Cigarette tipping paper, coated, in rolls of a width exceeding 5 cm	197.976	1.512.171	322.974	3.087.931
48139019	Cigarette paper, other than tobacco wrapping paper and tipping paper, coated, in rolls of a width exceeding 5 cm	18	315.080	158	617.885
48139099	Cigarette paper, oter than tobacco wrapping paper, uncoated, in rolls of a width not exceeding 5 cm	148.202	1.208.808	278.412	2.648.350
48142099	Wallpaper and similar wall coverings, other than photo murals, of a width exceeding 60cm	1	93	29	1.863
48149000	Window transparencies of paper	-	1	-	40
48162010	Selfcopy paper (other than those of heading 4809), in rolls of a width exceeding 15 cm but not exceeding 36 cm	2.047.846	21.143.371	3.109.437	31.864.210
48162090	Self-copy paper (other than those of heading 4809), in rolls except of a width exceeding 15 cm but exceeding 36 cm	160.640	1.748.393	307.781	2.934.772
48169090	Paper, carbon paper and other copying or transfer papers (other than those of heading no 4809), other than HS 48162010-48169050	252.596	1.303.776	326.992	1.641.860
48171000	Envelopes	192.019	2.289.637	416.487	4.744.925
48172000	Letter cards, plain postcards and correspondence cards	23	795	1.093	15.125
48173000	Boxes, pouches, wallets and writing compendiums, of paper or paperboard, containing an assortment of paper stationery	-	14.271	-	37.879
48181000	Toilet paper	2.863.767	23.588.339	4.143.851	31.465.798
48182000	Handkerchiefs, cleansing or facial tissues and towels	6.111.188	59.143.015	9.156.031	85.895.654
48183020	Serviettes	455.741	4.239.737	737.636	6.726.632
48185000	Articles of apparel and clothing accessories, of paper pulp, paper	-	10	-	288
48189000	Cellulose wadding or webs of cellulose fibres, of a kind used for household or sanitary purposes, in rolls of a width not exceeding 36 cm, or cut to size or shape	51.028	1.466.496	73.623	1.853.211
48191000	Cartons, boxes and cases of corrugated paper or paperboard	383.300	9.701.636	680.081	13.572.090
48192000	Folding cartons, boxes and cases of non-corrugated paper or paperboard	504.110	17.482.707	1.325.417	34.517.816
48193000	Sacks and bags having a base of a width of 40 cm or more	67.221	2.118.048	158.822	4.808.265
48194000	Other sacks and bags of paper, paperboard, cellulose wadding or webs of cellulose fibres, including cones	1.594.335	25.532.487	5.171.502	75.897.840
48195000	Other packing containers of paper, paperboard, cellulose wadding or webs of cellulose fibres, including record sleeves	616.617	9.993.427	2.488.179	37.149.330
48196000	Box files, letter trays, storage boxes and similar articles, of a kind used in offices, shops or the like	91.937	921.428	21.444	807.000
48201000	Registers, account books, note books, order books, receipt books, letter pads, memorandum pads, diaries and similar articles	1.635.491	22.563.532	2.658.859	35.431.564
48202000	Exercise books	1.734.937	44.109.026	2.961.978	61.326.939

Tabel 3 : Ekspor Indonesia menurut Komoditi (Kode HS 8 digit)

Desember 2022

Kode H S	Uraian golongan barang	Berat bersih (Kg)		Nilai F.O.B. (U S \$)	
		Bulan ini	Kumulatif	Bulan ini	Kumulatif
(1)	(2)	(3)	(4)	(5)	(6)
48203000	Binders (other than book covers), folders and file covers	147.048	2.176.605	277.048	4.473.346
48204000	Manifold business forms and interleaved carbon sets	374.659	3.468.395	647.654	5.731.557
48205000	Albums for samples or for collections of paper or paperboard	1.269	55.158	20.161	750.681
48209000	Other articles of stationery of paper or paperboard	45.988	1.010.064	202.778	5.681.046
48211010	Labels of a kind used for jewellery, including objects of personal adornment or articles of personal use normally carried in the pocket, in the handbag or on the person; printed	305	1.042	3.659	13.207
48211090	Other than labels of a kind used for jewellery, including objects of personal adornment or articles of personal use normally carried in the pocket, in the handbag or on the person; printed	439	3.197	2.700	65.417
48219010	Labels of a kind used for jewellery, including objects of personal adornment or articles of personal use normally carried in the pocket, in the handbag or on the person; not printed	4	56	52	870
48219090	Other than labels of a kind used for jewellery, including objects of personal adornment or articles of personal use normally carried in the pocket, in the handbag or on the person; not printed	796	15.210	6.705	91.940
48221010	Bobbins, spools, cops and similar supports of paper pulp, paper or paperboard (whether or not perforated or hardened); of a kind used for winding textile yarn; cones	351.985	3.400.661	379.350	3.915.996
48221090	Bobbins, spools, cops and similar supports of paper pulp, paper or paperboard (whether or not perforated or hardened); of a kind used for winding textile yarn; other than cones	-	281.741	-	328.763
48229090	Bobbins, spools, cops and similar supports of paper pulp, paper or paperboard (whether or not perforated or hardened); other than of a kind used for winding textile yarn; other than cones	80.066	1.576.099	118.316	2.582.518
48232010	Filter paper and paperboard in strips, rolls or sheets	107.102	107.102	43.729	43.729
48232090	Filter paper and paperboard, other than in strips, rolls or sheets	-	253.766	-	430.339
48234090	Rolls, sheets and dials, printed for self-recording apparatus, other than for electromedical apparatus	169.244	1.450.846	361.216	3.065.546
48236100	Trays, dishes, plates, cups and the like, of paper or paperboard, of bamboo	1.023.920	3.287.185	793.696	2.517.759
48236900	Trays, dishes, plates, cups and the like, of paper or paperboard, other than of bamboo	622.117	11.256.157	2.300.304	38.432.108
48237000	Moulded or pressed articles of paper pulp	609	3.838	1.548	11.312
48239020	Display cards of a kind used for jewellery, including objects of personal adornment or articles of personal use normally carried in the pocket, in the handbag or on the person	-	4.758.892	-	3.465.821
48239040	Paper tube sets of a kind used for the manufacture of fireworks	7.610	77.673	55.233	408.853
48239059	Kraft paper, in rolls of a width of 209 mm, of a kind used as wrapper for dynamite sticks; weighing more than 150 g/m ²	-	78	-	14.821
48239070	Fans and handscreens	-	1	-	7
48239091	Silicone paper	144	958	226	1.456
48239092	Joss paper	177.348	1.699.398	103.234	1.019.915
48239096	Other than kraft paper in rolls of a width of 209 mm of a kind used as wrapper for dynamite sticks, cut to shape other than rectangular or square	-	143.536	-	247.774
48239099	Other articles of paper pulp, paper, paperboard, cellulose wadding or webs of cellulose fibres; n.e.c. in heading 4823	353.666	4.635.398	2.324.786	29.951.376
49011000	Printed books, brochures, leaflets and similar printed matter in single sheets, whether or not folded	165.239	614.344	512.942	2.775.172
49019100	Dictionaries and encyclopaedias, and serial instalments thereof	-	697	-	600
49019910	Educational, technical, scientific, historical or cultural books	92.360	747.357	213.107	2.518.987

Tabel 3 : Ekspor Indonesia menurut Komoditi (Kode HS 8 digit)

Desember 2022

Kode H S	Uraian golongan barang	Berat bersih (Kg)		Nilai F.O.B. (U S \$)	
		Bulan ini	Kumulatif	Bulan ini	Kumulatif
(1)	(2)	(3)	(4)	(5)	(6)
49019990	Printed books, brochures, leaflets and similar printed matter not in single sheets, whether or not folded; other than educational, technical, scientific, historical or cultural books	88.912	1.658.364	318.782	6.261.163
49021000	Newspapers, journals and periodicals, whether or not illustrated or containing advertising material; appearing at least four times a week	156	1.730	214	2.517
49029010	Educational, technical, scientific, historical or cultural journals and periodicals	12.610	120.410	104.391	1.240.499
49029090	Newspapers, journals and periodicals, whether or not illustrated or containing advertising material; other than educational, technical, scientific, historical or cultural journals and periodicals	242	1.533	632	10.359
49030000	Children's picture, drawing or colouring books	50	78.975	515	347.110
49040000	Music, printed or in manuscript, whether or not bound or illustrated	19	119	138	1.327
49052000	Maps and hydrographic or similar charts of all kinds, including atlases, wall maps, topographical plans and globes, printed; in book form	1	5.237	1	7.222
49059000	Maps and hydrographic or similar charts of all kinds, including atlases, wall maps, topographical plans and globes, printed; other than in book form	194	2.940	1.010	27.961
49060000	Plans&drawings for architect,engineer,industry,commercial,topograph/similar purpose,being original hand-drawn;hand-written text;photographic reproduction on sensitised paper&carbon copy of foregoing	53	2.409	30.149	203.814
49070021	Unused postage stamps	104	2.853	791	86.200
49070029	Unused revenue or similar stamps	4	1.482	98	51.355
49070060	Stock, share or bond certificates and similar documents of title	0	770	4	91.093
49070090	Stamp-impressed paper; n.e.c. in heading 4907	3.686	1.643.404	150.935	7.575.302
49081000	Transfers (decalcomanias), vitrifiable	9.412	74.473	130.552	668.723
49089000	Transfers (decalcomanias), not vitrifiable	1.015	12.877	42.742	394.907
49090000	Printed or illustrated postcards; printed cards bearing personal greetings, messages or announcements, whether or not illustrated, with or without envelopes or trimmings	16.418	590.187	81.748	3.213.704
49100000	Calendars of any kind, printed, including calendar blocks	31.428	95.958	87.430	752.581
49111010	Trade advertising material, commercial catalogues and the like; catalogues listing only educational, technical, scientific, historical or cultural books and publications	2.583	22.824	12.835	127.817
49111090	Trade advertising material, commercial catalogues and the like; other than catalogues listing only educational, technical, scientific, historical or cultural books and publications	14.239	206.892	204.010	3.274.941
49119110	Designs	1.463	15.452	12.078	151.478
49119129	Pictures and photographs of a kind to be mounted for instructional purposes; other than anatomical and botanical	84	2.006	933	54.870
49119199	Pictures and photographs, other than of a kind to be mounted for instructional purposes; other than anatomical and botanical	272	6.740	1.202	57.795
49119910	Printed cards for jewellery or for small objects of personal adornment or articles of personal use normally carried in the pocket, handbag or on the person	7.312	14.708	305.002	331.181
49119920	Printed labels for explosives other than those of heading 4821	12	91	77	582
49119930	Educational, technical, scientific, historical or cultural material printed on a set of cards	3.030	7.834	126.096	326.332

Tabel 3 : Ekspor Indonesia menurut Komoditi (Kode HS 8 digit)

Desember 2022

Kode H S	Uraian golongan barang	Berat bersih (Kg)		Nilai F.O.B. (U S \$)	
		Bulan ini	Kumulatif	Bulan ini	Kumulatif
		(1)	(2)	(3)	(4)
49119940	Printed matter which grants the right to access,install,reproduce/otherwise use software(games),data,internet content(in-game/in-app content)/services,or telecommunications services(mobile services)	2.832	3.251	63.724	170.671
49119990	Printed matter, other than trade advertising material, commercial catalogues and the like; other than pictures, designs and photographs, n.e.c. in heading 4911	38.798	454.967	111.520	2.775.946
50020000	Raw silk (not thrown)	-	460	-	16.100
50030000	Silk waste (including cocoons unsuitable for reeling, yarn waste and garnetted stock)	-	1.123	-	12.089
50050000	Yarn spun from silk waste, not put up for retail sale	-	0	-	24
50060000	Silk yarn and yarn spun from silk waste, put up for retail sale; silk-worm gut	6.607	40.941	594	45.010
50071030	Woven fabrics of noil silk, printed by the traditional batik process	-	3.740	-	34.322
50071090	Woven fabrics of noil silk, other than unbleached or bleached, other than printed by the traditional batik process	-	60	-	121
50072030	Woven fabrics, containing 85 % or more by weight of silk or of silk waste other than noil silk, printed by the traditional batik process	-	6	-	9
50072090	Woven fabrics, containing 85 % or more by weight of silk or of silk waste other than noil silk, other than unbleached or bleached, other than printed by the traditional batik process	-	591	-	24.754
50079020	Woven fabrics, containing less than 85 % by weight of silk or of silk waste other than noil silk, unbleached or bleached	-	219	-	1.153
50079030	Woven fabrics, containing less than 85 % by weight of silk or of silk waste other than noil silk, printed by the traditional batik process	22	1.126	21	45.884
50079090	Woven fabrics, containing less than 85 % by weight of silk or of silk waste other than noil silk, other than unbleached or bleached, other than printed by the traditional batik process	138	748	2.895	14.508
51011900	Wool, not carded or combed, greasy, including fleece-washed wool, other than shorn wool	1	16.067	1	8.520
51012900	Wool not carded or combed, degreased, not carbonised, other than shorn wool	-	10.960	-	2.756
51021900	Fine animal hair other than of kashmir (cashmere) goats, not carded or combed	-	50	-	450
51022000	Coarse animal hair, not carded or combed	-	1	-	90
51032000	Other waste of wool or of fine animal hair	-	16	-	458
51062000	Yarn of carded wool, not put up for retail sale, containing less than 85 % by weight of wool	1	1	19	21
51072000	Yarn of combed wool, not put up for retail sale, containing less than 85 % by weight of wool	21.591	404.430	30.507	606.416
51091000	Yarn of wool or of fine animal hair, put up for retail sale; containing 85 % or more by weight of wool or of fine animal hair	-	345	-	1.871
51099000	Yarn of wool or of fine animal hair, put up for retail sale; containing less than 85 % by weight of wool or of fine animal hair	110	1.460	70	1.301
51100000	Yarn of coarse animal hair or of horsehair (including gimped horsehair yarn), whether or not put up for retail sale	-	8.710	-	3.204
51111100	Woven fabrics of carded wool or of carded fine animal hair; containing 85 % or more by weight of wool or of fine animal hair; of a weight not exceeding 300 g/m2	-	3	-	321
51111900	Woven fabrics of carded wool or of carded fine animal hair; containing 85 % or more by weight of wool or of fine animal hair; of a weight exceeding 300 g/m2	-	283	-	10.901
51112000	Woven fabrics of carded wool or of carded fine animal hair; containing less than 85 % by weight of wool or of fine animal hair; mixed mainly or solely with man-made filaments	-	3	-	95

Tabel 3 : Ekspor Indonesia menurut Komoditi (Kode HS 8 digit)

Desember 2022

Kode H S	Uraian golongan barang	Berat bersih (Kg)		Nilai F.O.B. (U S \$)	
		Bulan ini	Kumulatif	Bulan ini	Kumulatif
		(1)	(2)	(3)	(4)
51113000	Woven fabrics of carded wool or of carded fine animal hair; containing less than 85 % by weight of wool or of fine animal hair; mixed mainly or solely with man-made staple fibres	1	10	2	262
51119000	Woven fabrics of carded wool or of carded fine animal hair; containing < 85 % by weight of wool or of fine animal hair; oth than mixed mainly/solely with man-made filaments/with man-made staple fibres	-	258	-	7.637
51121110	Woven fabrics of combed wool or of combed fine animal hair; containing 85 % or more by weight of wool or of fine animal hair; of a weight ≤ 200 g/m2; printed by the traditional batik process	-	29	-	315
51121190	Woven fabrics of combed wool or of combed fine animal hair; containing 85 % or more by weight of wool or of fine animal hair; of a weight ≤ 200 g/m2; oth than printed by the traditional batik process	5	297	244	15.046
51121910	Woven fabrics of combed wool or of combed fine animal hair; containing 85 % or more by weight of wool or of fine animal hair; of a weight > 200 g/m2; printed by the traditional batik process	-	2	-	5
51121990	Woven fabrics of combed wool or of combed fine animal hair; containing 85 % or more by weight of wool or of fine animal hair; of a weight > 200 g/m2; oth than printed by the traditional batik process	1	1.918	57	3.198
51122000	Woven fabrics of combed wool or of combed fine animal hair; containing < 85 % by weight of wool or of fine animal hair; mixed mainly or solely with man-made filaments	1	2.988	775	19.325
51123000	Woven fabrics of combed wool or of combed fine animal hair; containing < 85 % by weight of wool or of fine animal hair; mixed mainly or solely with man-made staple fibres	1	45	27	1.841
51129000	Woven fabrics of combed wool/of combed fine animal hair;containing<85 % by weight of wool or of fine animal hair;oth than mixed mainly or solely with man-made staple fibres/with man-made staple fibres	-	163	-	6.965
51130000	Woven fabrics of coarse animal hair or of horsehair	-	2	-	4
52010000	Cotton, not carded or combed	323.122	3.665.911	739.228	8.300.044
52021000	Cotton yarn waste (including thread waste)	27.330	316.526	13.665	440.271
52029100	Cotton waste, garnetted stock	-	159.087	-	239.535
52029900	Cotton waste, other than yarn waste, other than garnetted stock	525.857	8.634.522	945.257	13.814.808
52030000	Cotton, carded or combed	762.835	8.270.844	1.360.896	16.185.952
52041190	Cotton sewing thread; not put up for retail sale; containing 85 % or more by weight of cotton; other than unbleached	91	561	91	2.101
52041900	Cotton sewing thread; not put up for retail sale; containing less than 85 % by weight of cotton	52.760	76.160	230.052	277.194
52042000	Cotton sewing thread; put up for retail sale	417	14.144	528	11.743
52051100	Single yarn, of uncombed fibres; measuring 714.29 decitex or more (not exceeding 14 metric number)	582.646	4.012.443	858.729	6.646.935
52051200	Single yarn, of uncombed fibres; measuring less than 714.29 decitex but not less than 232.56 decitex (exceeding 14 metric number but not exceeding 43 metric number)	1.466.487	27.575.610	3.889.478	97.815.964
52051300	Single yarn, of uncombed fibres; measuring less than 232.56 decitex but not less than 192.31 decitex (exceeding 43 metric number but not exceeding 52 metric number)	440.284	16.696.086	1.179.425	73.413.410
52051400	Single yarn, of uncombed fibres; measuring less than 192.31 decitex but not less than 125 decitex (exceeding 52 metric number but not exceeding 80 metric number)	231.109	7.270.388	757.538	29.608.458
52052100	Single yarn, of combed fibres; measuring 714.29 decitex or more (not exceeding 14 metric number)	9.013	335.848	28.841	1.442.074
52052200	Single yarn, of combed fibres; measuring less than 714.29 decitex but not less than 232.56 decitex (exceeding 14 metric number but not exceeding 43 metric number)	383.289	8.365.392	1.448.040	38.920.116

Tabel 3 : Ekspor Indonesia menurut Komoditi (Kode HS 8 digit)

Desember 2022

Kode H S	Uraian golongan barang	Berat bersih (Kg)		Nilai F.O.B. (U S \$)	
		Bulan ini	Kumulatif	Bulan ini	Kumulatif
(1)	(2)	(3)	(4)	(5)	(6)
52052300	Single yarn, of combed fibres; measuring less than 232.56 decitex but not less than 192.31 decitex (exceeding 43 metric number but not exceeding 52 metric number)	1.384.673	15.075.838	5.070.020	69.769.663
52052400	Single yarn, of combed fibres; measuring less than 192.31 decitex but not less than 125 decitex (exceeding 52 metric number but not exceeding 80 metric number)	321.567	8.636.488	1.429.067	45.296.648
52052600	Single yarn, of combed fibres; measuring less than 125 decitex (exceeding 80 metric number)	-	13.471	-	163.858
52052700	Single yarn, of combed fibres; measuring less than 106.38 decitex but not less than 83.33 decitex (exceeding 94 metric number but not exceeding 120 metric number)	8.165	95.273	104.098	1.050.542
52052800	Single yarn, of combed fibres; measuring less than 83.33 decitex (exceeding 120 metric number)	-	27.231	-	256.671
52053200	Multiple (folded)/ cabled yarn, of uncombed fibres; measuring per single yarn < 714.29 decitex but ≥ 232.56 decitex (exceeding 14 metric number but not exceeding 43 metric number per single yarn)	4.536	300.239	17.312	1.416.191
52053300	Multiple (folded)/ cabled yarn, of uncombed fibres; measuring per single yarn < 232.56 decitex but ≥ 192.31 decitex (exceeding 43 metric number but not exceeding 52 metric number per single yarn)	48.240	630.169	212.110	3.083.125
52053400	Multiple (folded)/ cabled yarn, of uncombed fibres; measuring per single yarn < 192.31 decitex but ≥ 125 decitex (exceeding 52 metric number but not exceeding 80 metric number per single yarn)	16.602	448.659	74.926	2.146.340
52053500	Multiple (folded) or cabled yarn, of uncombed fibres; measuring per single yarn less than 125 decitex (exceeding 80 metric number per single yarn)	9.180	72.896	31.212	334.825
52054200	Multiple (folded) or cabled yarn, of combed fibres; measuring per single yarn < 714.29 decitex but ≥ 232.56 decitex (exceeding 14 metric number but not exceeding 43 metric number per single yarn)	-	68.387	-	350.248
52054300	Multiple (folded) or cabled yarn, of combed fibres; measuring per single yarn < 232.56 decitex but ≥ 192.31 decitex (exceeding 43 metric number but not exceeding 52 metric number per single yarn)	-	28.392	-	154.344
52054400	Multiple (folded)/ cabled yarn, of combed fibres; measuring per single yarn < 192.31 decitex but ≥ 125 decitex (exceeding 52 metric number but not exceeding 80 metric number per single yarn)	14.223	461.028	87.370	2.314.898
52054700	Multiple (folded) or cabled yarn, of combed fibres; measuring per single yarn < 106.38 decitex but ≥ 83.33 decitex (> 94 metric number but ≤ 120 metric number per single yarn)	15.241	108.170	136.636	906.415
52054800	Multiple (folded) or cabled yarn, of combed fibres; measuring per single yarn less than 83.33 decitex (exceeding 120 metric number per single yarn)	-	2.722	-	21.398
52061100	Single yarn, of uncombed fibres; measuring 714.29 decitex or more (not exceeding 14 metric number)	717.884	8.737.989	777.316	9.688.443
52061200	Single yarn, of uncombed fibres; measuring less than 714.29 decitex but not less than 232.56 decitex (exceeding 14 metric number but not exceeding 43 metric number)	234.342	5.429.165	503.241	18.126.711
52061300	Single yarn, of uncombed fibres; measuring less than 232.56 decitex but not less than 192.31 decitex (exceeding 43 metric number but not exceeding 52 metric number)	3.765	627.432	16.910	2.414.539
52061400	Single yarn, of uncombed fibres; measuring less than 192.31 decitex but not less than 125 decitex (exceeding 52 metric number but not exceeding 80 metric number)	51.000	635.777	210.372	2.857.774
52061500	Single yarn, of uncombed fibres; measuring less than 125 decitex (exceeding 80 metric number)	-	777.439	-	3.291.908
52062100	Single yarn, of combed fibres; measuring 714.29 decitex or more (not exceeding 14 metric number)	136.004	2.730.483	115.081	2.960.352

Tabel 3 : Ekspor Indonesia menurut Komoditi (Kode HS 8 digit)

Desember 2022

Kode H S	Uraian golongan barang	Berat bersih (Kg)		Nilai F.O.B. (U S \$)	
		Bulan ini	Kumulatif	Bulan ini	Kumulatif
(1)	(2)	(3)	(4)	(5)	(6)
52062200	Single yarn, of combed fibres; measuring less than 714.29 decitex but not less than 232.56 decitex (exceeding 14 metric number but not exceeding 43 metric number)	387.831	8.265.697	1.124.446	31.000.046
52062300	Single yarn, of combed fibres; measuring less than 232.56 decitex but not less than 192.31 decitex (exceeding 43 metric number but not exceeding 52 metric number)	714.367	10.052.194	2.075.903	39.062.861
52062400	Single yarn, of combed fibres; measuring less than 192.31 decitex but not less than 125 decitex (exceeding 52 metric number but not exceeding 80 metric number)	192.505	3.261.484	813.410	14.230.242
52062500	Single yarn, of combed fibres; measuring less than 125 decitex (exceeding 80 metric number)	100	8.249	1.495	77.531
52063100	Multiple (folded) or cabled yarn, of uncombed fibres; measuring per single yarn 714.29 decitex or more (not exceeding 14 metric number per single yarn)	17.253	70.666	17.323	81.069
52063200	Multiple (folded) or cabled yarn, of uncombed fibres; measuring per single yarn < 714.29 decitex but ≥ 232.56 decitex (exceeding 14 metric number but not exceeding 43 metric number per single yarn)	-	126.217	-	269.118
52064200	Multiple (folded) or cabled yarn, of combed fibres; measuring per single yarn < 714.29 decitex but ≥ 232.56 decitex (exceeding 14 metric number but not exceeding 43 metric number per single yarn)	-	49.729	-	260.762
52064300	Multiple (folded) or cabled yarn, of combed fibres; measuring per single yarn < 232.56 decitex but ≥ 192.31 decitex (exceeding 43 metric number but not exceeding 52 metric number per single yarn)	-	119.810	-	572.892
52064400	Multiple (folded) or cabled yarn, of combed fibres; measuring per single yarn < 192.31 decitex but ≥ 125 decitex (exceeding 52 metric number but not exceeding 80 metric number per single yarn)	-	23.111	-	125.367
52071000	Cotton yarn (other than sewing thread) put up for retail sale; containing 85% or more by weight of cotton	3	535	84	7.262
52079000	Cotton yarn (other than sewing thread) put up for retail sale; containing less than 85% by weight of cotton	1.833	142.190	945	289.954
52081100	Plain weave, weighing not more than 100 g/m ² ; unbleached; containing 85 % or more by weight of cotton	44.566	497.915	318.216	3.677.084
52081200	Plain weave, weighing more than 100 g/m ² ; unbleached; containing 85 % or more by weight of cotton	162.023	2.451.500	945.565	15.880.535
52081300	3-thread or 4-thread twill, including cross twill; unbleached; containing 85 % or more by weight of cotton	17.691	536.376	105.829	2.743.165
52081900	Woven fabrics of cotton, containing 85 % or more by weight of cotton; unbleached; other than those of subheading 520811-520813	45.950	630.625	251.783	3.425.964
52082100	Plain weave, weighing not more than 100 g/m ² ; bleached; containing 85 % or more by weight of cotton	9.932	23.367	60.122	150.198
52082200	Plain weave, weighing more than 100 g/m ² ; bleached; containing 85 % or more by weight of cotton	16.916	259.653	225.636	2.962.571
52082300	3-thread or 4-thread twill, including cross twill; bleached; containing 85 % or more by weight of cotton	-	11.049	-	100.235
52082900	Woven fabrics of cotton, containing 85 % or more by weight of cotton; bleached; other than those of subheading 520821-520823	1.984	43.487	6.418	125.439
52083190	Other than voile; plain weave, weighing not more than 100 g/m ² ; dyed; containing 85 % or more by weight of cotton	333	14.390	3.397	144.823
52083200	Plain weave, weighing more than 100 g/m ² ; dyed; containing 85 % or more by weight of cotton	25.693	590.885	306.197	5.534.462
52083300	3-thread or 4-thread twill, including cross twill; dyed; containing 85 % or more by weight of cotton	-	29.713	-	87.059
52083900	Woven fabrics of cotton, containing 85 % or more by weight of cotton; dyed; other than those of subheading 520831-520839	2.639	12.880	28.790	96.010

Tabel 3 : Ekspor Indonesia menurut Komoditi (Kode HS 8 digit)

Desember 2022

Kode H S	Uraian golongan barang	Berat bersih (Kg)		Nilai F.O.B. (U S \$)	
		Bulan ini	Kumulatif	Bulan ini	Kumulatif
(1)	(2)	(3)	(4)	(5)	(6)
52084190	Other than ikat fabric; plain weave, weighing not more than 100 g/m2; of yarn of different colour; containing 85 % or more by weight of cotton	-	34.586	-	141.772
52084210	Ikat fabric; plain weave, weighing more than 100 g/m2; of yarn of different colour; containing 85 % or more by weight of cotton	9	482	30	929
52084290	Other than ikat fabric; plain weave, weighing more than 100 g/m2; of yarn of different colour; containing 85 % or more by weight of cotton	87	81.059	714	176.024
52084300	3-thread or 4-thread twill, including cross twill; plain weave, weighing more than 100 g/m2; of yarn of different colour; containing 85 % or more by weight of cotton	31	2.146	14	1.258
52084900	Woven fabric of cotton, containing 85% or more by weight of cotton; of yarn of different colour; other than in subheading 520841-520843	6.532	26.701	65.386	209.473
52085110	Plain weave, weighing not more than 100g/m2; printed by the traditional batik process; containing 85 % or more by weight of cotton	7	775	11	6.883
52085190	Plain weave, weighing not more than 100g/m2; printed by other than the traditional batik process; containing 85 % or more by weight of cotton	5.596	41.909	51.452	815.369
52085210	Plain weave, weighing more than 100g/m2; printed by the traditional batik process; containing 85 % or more by weight of cotton	15.337	356.890	330.276	6.526.814
52085290	Plain weave, weighing more than 100g/m2; printed by other than the traditional batik process; containing 85 % or more by weight of cotton	76.327	916.547	1.162.984	11.942.264
52085910	Woven fabrics; other than plain weave; printed by traditional batik process; containing 85 % or more by weight of cotton, weighing not more than 200 g/m2	30	272	636	5.131
52085990	Woven fabrics; oth than plain weave; printed by oth than traditional batik process; oth than 3-thread or 4-thread twill, including cross twill; containing ≥85% by weight of cotton, weighing < 200 g/m2	7.303	14.572	116.993	169.819
52091110	Duck and canvas; plain weave; unbleached; woven fabrics of cotton, containing ≥ 85 % by weight of cotton, weighing > 200 g/m2	4	128	25	6.228
52091190	Other than duck and canvas; plain weave; unbleached; woven fabrics of cotton, containing ≥ 85 % by weight of cotton, weighing > 200 g/m2	37.066	785.502	468.130	8.311.898
52091200	3-thread or 4-thread twill, including cross twill; unbleached; woven fabrics of cotton, containing ≥ 85 % by weight of cotton, weighing > 200 g/m2	26.990	559.291	133.683	3.131.244
52091900	Woven fabrics of cotton, containing ≥ 85 % by weight of cotton, weighing > 200 g/m2; unbleached; other than plain weave; other than 3-thread or 4-thread twill, including cross twill	35.053	155.900	100.932	709.302
52092100	Plain weave; bleached; woven fabrics of cotton, containing ≥ 85 % by weight of cotton, weighing > 200 g/m2	-	2.218	-	19.994
52092200	3-thread or 4-thread twill, including cross twill; bleached; woven fabrics of cotton, containing ≥ 85 % by weight of cotton, weighing > 200 g/m2	2.880	114.182	45.950	1.508.195
52092900	Woven fabrics of cotton, containing ≥ 85 % by weight of cotton, weighing > 200 g/m2; bleached; other than plain weave; other than 3-thread or 4-thread twill, including cross twill	1.372	23.316	2.457	135.409
52093100	Plain weave; dyed; woven fabrics of cotton, containing ≥ 85 % by weight of cotton, weighing > 200 g/m2	43	6.939	537	34.098
52093200	3-thread or 4-thread twill, including cross twill; dyed; woven fabrics of cotton, containing ≥ 85 % by weight of cotton, weighing > 200 g/m2	546	88.766	6.085	596.672

Tabel 3 : Ekspor Indonesia menurut Komoditi (Kode HS 8 digit)

Desember 2022

Kode H S	Uraian golongan barang	Berat bersih (Kg)		Nilai F.O.B. (U S \$)	
		Bulan ini	Kumulatif	Bulan ini	Kumulatif
(1)	(2)	(3)	(4)	(5)	(6)
52093900	Woven fabrics of cotton, containing ≥ 85 % by weight of cotton, weighing > 200 g/m2; dyed; other than plain weave; other than 3-thread or 4-thread twill, including cross twill	11.052	214.756	129.369	2.316.978
52094100	Plain weave; of yarns of different colours; woven fabrics of cotton, containing ≥ 85 % by weight of cotton, weighing > 200 g/m2	366	366	515	515
52094200	Denim; of yarns of different colours; woven fabrics of cotton, containing ≥ 85 % by weight of cotton, weighing > 200 g/m2	-	24.796	-	164.057
52094900	Woven fabrics of cotton, containing ≥ 85 % by weight of cotton, weighing > 200 g/m2; of yarns of different colours; other than those of subheading 520941-520943	-	3.244	-	10.498
52095110	Plain weave; printed by the traditional batik process; woven fabrics of cotton, containing ≥ 85 % by weight of cotton, weighing > 200 g/m2	-	52.434	-	541.084
52095190	Plain weave; printed by other than the traditional batik process; woven fabrics of cotton, containing ≥ 85 % by weight of cotton, weighing > 200 g/m2	-	321	-	8.447
52095290	3-thread or 4-thread twill, including cross twill; printed by other than the traditional batik process; woven fabrics of cotton, containing ≥ 85 % by weight of cotton, weighing > 200 g/m2	-	1	-	1
52095910	Woven fabrics of cotton, containing ≥ 85 % by weight of cotton, weighing > 200 g/m2; printed by the traditional batik process; other than plain weave; other than 3-thread or 4-thread twill, including cross twill	-	11.043	-	34.015
52095990	Woven fabrics of cotton, containing ≥ 85 % by weight of cotton, weighing > 200 g/m2; printed by other than the traditional batik process; other than plain weave; other than 3-thread or 4-thread twill, including cross twill	6.128	165.093	144.498	3.692.795
52101100	Plain weave; unbleached; woven fabrics of cotton, containing < 85 % by weight of cotton, mixed mainly or solely with man-made fibres, weighing not more than 200 g/m2	306.698	3.331.936	1.906.841	18.716.239
52101900	Other than plain weave; unbleached; woven fabrics of cotton, containing < 85 % by weight of cotton, mixed mainly or solely with man-made fibres, weighing not more than 200 g/m2	44.336	1.115.653	197.245	5.406.322
52102100	Plain weave; bleached; woven fabrics of cotton, containing < 85 % by weight of cotton, mixed mainly or solely with man-made fibres, weighing not more than 200 g/m2	35.132	429.224	377.571	4.108.097
52102900	Other than plain weave; bleached; woven fabrics of cotton, containing < 85 % by weight of cotton, mixed mainly or solely with man-made fibres, weighing not more than 200 g/m2	23.558	153.269	289.059	1.642.572
52103100	Plain weave; dyed; woven fabrics of cotton, containing < 85 % by weight of cotton, mixed mainly or solely with man-made fibres, weighing not more than 200 g/m2	32.967	459.903	450.524	4.184.918
52103200	3-thread or 4-thread twill, including cross twill; dyed; woven fabrics of cotton, containing < 85 % by weight of cotton, mixed mainly or solely with man-made fibres, weighing not more than 200 g/m2	1.678	41.148	15.410	428.058
52103900	Woven fabrics of cotton, containing < 85 % by weight of cotton, mixed mainly/solely with man-made fibres, weighing < 200 g/m2; dyed; other than plain weave; other than 3-thread or 4-thread twill, including cross twill	38.874	280.249	471.811	3.513.894
52104110	ikat fabric; plain weave; of yarns of different colours; woven fabrics of cotton, containing < 85 % by weight of cotton, mixed mainly or solely with man-made fibres, weighing not more than 200 g/m2	8.704	96.722	81.797	906.874
52104190	Other than ikat fabric; plain weave; of yarns of different colours; woven fabrics of cotton, containing < 85 % by weight of cotton, mixed mainly/solely with man-made fibres, weighing not more than 200 g/m2	324	18.330	1.632	110.701

Tabel 3 : Ekspor Indonesia menurut Komoditi (Kode HS 8 digit)

Desember 2022

Kode H S	Uraian golongan barang	Berat bersih (Kg)		Nilai F.O.B. (U S \$)	
		Bulan ini	Kumulatif	Bulan ini	Kumulatif
(1)	(2)	(3)	(4)	(5)	(6)
52104900	Other than plain weave; of yarns of different colours; woven fabrics of cotton, containing < 85 % by weight of cotton, mixed mainly or solely with man-made fibres, weighing not more than 200 g/m2	3.145	62.628	29.134	528.601
52105110	Plain weave; printed by the traditional batik process; woven fabrics of cotton, containing < 85 % by weight of cotton, mixed mainly or solely with man-made fibres, weighing not more than 200 g/m2	-	6	-	140
52105190	Plain weave;printed by oth than the traditional batik process;woven fabrics of cotton, containing <85% by weight of cotton, mixed mainly or solely with man-made fibres, weighing not more than 200 g/m2	14.065	81.985	217.163	1.120.696
52105910	Other than plain weave; printed by the traditional batik process; woven fabrics of cotton, containing < 85% by weight of cotton, mixed mainly or solely with man-made fibres, weighing ≤ 200 g/m2	1	823	1	4.058
52105990	Other than plain weave; printed by other than the traditional batik process; woven fabrics of cotton, containing < 85% by weight of cotton, mixed mainly/solely with man-made fibres, weighing ≤200g/m2	-	165	-	2.376
52111100	Plain weave; unbleached; woven fabrics of cotton, containing < 85 % by weight of cotton, mixed mainly or solely with man-made fibres, weighing more than 200 g/m2	49.439	355.332	655.781	4.158.068
52111200	3-thread or 4-thread twill, including cross twill; unbleached; woven fabrics of cotton, containing < 85 % by weight of cotton, mixed mainly or solely with man-made fibres, weighing more than 200 g/m2	-	173.964	-	949.496
52111900	Woven fabrics of cotton,contain<85%by weight of cotton,mixed mainly/solely with man-made fibres,weight>200 g/m2;unbleached;oth than plain weave;oth than 3-thread/4-thread twill,including cross twill	15.991	92.455	119.029	586.730
52112000	Woven fabrics of cotton, containing less than 85 % by weight of cotton, mixed mainly or solely with man-made fibres, weighing more than 200 g/m2; bleached	-	29.638	-	129.258
52113100	Plain weave; dyed; woven fabrics of cotton, containing < 85 % by weight of cotton, mixed mainly or solely with man-made fibres, weighing more than 200 g/m2	-	34	-	45
52113200	3-thread or 4-thread twill, including cross twill; dyed; woven fabrics of cotton, containing < 85 % by weight of cotton, mixed mainly or solely with man-made fibres, weighing more than 200 g/m2	-	11.912	-	32.629
52113900	Woven fabrics of cotton,contain<85%by weight of cotton,mixed mainly/solely with man-made fibres,weight>200 g/m2;dyed;oth than plain weave;oth than 3-thread or 4-thread twill,including cross twill	-	41.253	-	63.705
52114110	Ikat fabric; plain weave; of yarns of different colours; woven fabrics of cotton, containing < 85 % by weight of cotton, mixed mainly or solely with man-made fibres, weighing more than 200 g/m2	-	66	-	612
52114190	Other than ikat fabric; plain weave; of yarns of different colours; woven fabrics of cotton, containing < 85 % by weight of cotton, mixed mainly or solely with man-made fibres, weighing > 200 g/m2	712	5.157	6.674	30.405
52114200	Denim; of yarns of different colours; woven fabrics of cotton, containing < 85 % by weight of cotton, mixed mainly or solely with man-made fibres, weighing > 200 g/m2	4	36.432	147	130.502
52114900	Woven fabrics of cotton, containing < 85% by weight of cotton, mixed mainly/solely with man-made fibres, weighing more than 200g/m2; of yarns of different colours; oth than of subheading 521141-521143	-	2.590	-	5.235

Tabel 3 : Ekspor Indonesia menurut Komoditi (Kode HS 8 digit)

Desember 2022

Kode H S	Uraian golongan barang	Berat bersih (Kg)		Nilai F.O.B. (U S \$)	
		Bulan ini	Kumulatif	Bulan ini	Kumulatif
(1)	(2)	(3)	(4)	(5)	(6)
52115110	Plain weave; printed by the traditional batik process; woven fabrics of cotton, containing < 85 % by weight of cotton, mixed mainly or solely with man-made fibres, weighing more than 200 g/m2	-	141	-	1.802
52115190	Plain weave; printed by other than the traditional batik process; woven fabrics of cotton, containing < 85 % by weight of cotton, mixed mainly or solely with man-made fibres, weighing > 200 g/m2	-	339	-	2.041
52115210	3-thread or 4-thread twill,incld cross twil;printed by the traditional batik process;woven fabrics of cotton,contain<85% by weight of cotton,mixed mainly/solely with man-made fibres,weight>200 g/m2	-	1	-	30
52115910	Woven fabrics of cotton,containing< 85% by weight of cotton,weighing> 200g/m2; printed by the traditional batik process; oth than plain weave;oth than 3-thread or 4-thread twill, including cross twill	76	126	44.832	45.523
52121100	Woven fabrics of cotton; weighing not more than 200 g/m2; unbleached	795	29.279	1.172	126.858
52121300	Woven fabrics of cotton; weighing not more than 200 g/m2; dyed	18.094	204.397	210.695	2.241.697
52121400	Woven fabrics of cotton; weighing not more than 200 g/m2; of yarns of different colours	-	9	-	52
52121510	Woven fabrics of cotton; weighing not more than 200 g/m2; printed by the traditional batik process	2	3.606	45	58.707
52121590	Woven fabrics of cotton; weighing not more than 200 g/m2; printed by other than the traditional batik process	35	95.196	2.289	955.739
52122100	Woven fabrics of cotton; weighing more than 200 g/m2; unbleached	-	4	-	35
52122300	Woven fabrics of cotton; weighing more than 200 g/m2; dyed	-	0	-	2
52122590	Woven fabrics of cotton; weighing more than 200 g/m2; printed by other than the traditional batik process	-	307	-	3.939
53012900	Flax, hackled or otherwise processed, but not spun	-	300	-	2.027
53029000	Tow and waste of true hemp (including yarn waste and garnetted stock)	-	1	-	50
53031000	Jute and other textile bast fibres (excluding flax, true hemp and ramie), raw or processed but not spun	-	7	-	20
53039000	Tow and waste of jute and other textile bast fibres (excluding flax, true hemp and ramie), (including yarn waste and garnetted stock)	691.200	6.607.562	144.252	1.474.994
53050010	Sisal and other textile fibres of the genus Agave; tow and waste of these fibres (including yarn waste and garnetted stock)	-	137.355	-	130.376
53050021	Coconut fibres, raw but not spun	27.024	3.156.609	10.467	557.877
53050022	Coconut fibres, processed but not spun	1.460.503	25.538.479	250.923	5.032.164
53050023	Abaca fibres, raw or processed but not spun	-	404	-	5.101
53050090	Ramie and other vegetable textile fibres, not elsewhere specified or included, raw or processed but not spun; tow, noils and waste of these fibres (including yarn waste and garnetted stock)	116.139	2.037.765	49.025	578.845
53061000	Single flax yarn	1	62	28	106
53062000	Multiple (folded) or cabled flax yarn	-	2	-	7
53071000	Single yarn of jute or of other textile bast of heading 5303	-	8.668	-	19.064
53072000	Multiple (folded) or cabled of jute or other fibres bast fibres of heading 5303	-	104.066	-	346.396
53081000	Coir yarn	-	32	-	21
53082000	True hemp yarn	-	1	-	98
53089010	Paper yarn	-	243	-	776
53089090	Yarn of other vegetable textile fibres; other than coir yarn; other than true hemp yarn; other than paper yarn	9	66	5	4.816
53091100	Woven fabrics of flax; containing 85 % or more by weight of flax; unbleached or bleached	-	56	-	7.019

Tabel 3 : Ekspor Indonesia menurut Komoditi (Kode HS 8 digit)

Desember 2022

Kode H S	Uraian golongan barang	Berat bersih (Kg)		Nilai F.O.B. (U S \$)	
		Bulan ini	Kumulatif	Bulan ini	Kumulatif
		(1)	(2)	(3)	(4)
53091900	Woven fabrics of flax; containing 85 % or more by weight of flax; other than unbleached or bleached	19	6.162	705	21.074
53092100	Woven fabrics of flax; containing less than 85 % by weight of flax; unbleached or bleached	-	1.938	-	5.229
53092900	Woven fabrics of flax; containing less than 85 % by weight of flax; other than unbleached or bleached	34	6.168	23	55.760
53101090	Woven fabrics of jute or of other textile bast fibres of heading 5303; unbleached; other than plain	-	1	-	20
53109000	Woven fabrics of jute or of other textile bast fibres of heading 5303; other than unbleached	40	100	20	339
53110010	Woven fabrics of other vegetable textile fibres; woven fabrics of paper yarn; printed by the traditional batik process	-	135	-	603
53110020	Woven fabrics of other vegetable textile fibres; woven fabrics of paper yarn; burlap of abaca	-	8.002	-	3.390
53110090	Woven fabrics of other vegetable textile fibres; woven fabrics of paper yarn; other than printed by the traditional batik process; other than burlap of abaca	10.000	34.206	36.900	117.137
54011010	Sewing thread of man-made filaments of synthetic filaments; put up for retail sale	246	2.333	20.912	51.831
54011090	Sewing thread of man-made filaments of synthetic filaments; not put up for retail sale	49.150	615.815	292.038	3.871.455
54012090	Sewing thread of man-made filaments of artificial filaments; not put up for retail sale	2.745	13.269	40.995	226.294
54021100	Synthetic filament yarn, not put up for retail sale; high tenacity yarn of nylon or other polyamides, whether or not textured; of aramids	-	504	-	17.902
54021900	Synthetic filament yarn, not put up for retail sale; high tenacity yarn of nylon or other polyamides, whether or not textured; other than of aramids	500.612	7.195.343	2.630.932	41.509.543
54022000	Synthetic filament yarn, not put up for retail sale; high tenacity yarn of polyesters, whether or not textured	2.343.709	25.450.971	4.080.105	44.279.528
54023100	Synthetic filament yarn, not put up for retail sale; textured yarn of nylon or other polyamides, measuring per single yarn not more than 50 tex	104.726	1.351.462	411.004	5.895.241
54023200	Synthetic filament yarn, not put up for retail sale; textured yarn of nylon or other polyamides, measuring per single yarn more than 50 tex	0	82.674	1	263.756
54023310	Synthetic filament yarn, not put up for retail sale; textured yarn of polyesters, of a colour other than white	524.864	5.413.312	1.031.346	11.701.893
54023390	Synthetic filament yarn, not put up for retail sale; textured yarn of polyesters, of a colour white	3.015.696	42.851.088	5.546.885	82.631.029
54023400	Synthetic filament yarn, not put up for retail sale; textured yarn of polypropylene	235	6.373	802	25.859
54023900	Synthetic filament yarn, not put up for retail sale; textured yarn; other than of nylon or other polyamides; other than of polyesters; other than of polypropylene	636	46.936	13.192	154.705
54024410	Synthetic filament yarn, not put up for retail sale; single, untwisted or with a twist not exceeding 50 turns per metre; elastomeric; of polyesters	1	550	1	1.096
54024490	Synthetic filament yarn, not put up for retail sale; single, untwisted or with a twist not exceeding 50 turns per metre; elastomeric; oth than of polyesters and polypropylene	318	98.996	567	1.012.990
54024500	Synthetic filament yarn, not put up for retail sale; single, untwisted or with a twist not exceeding 50 turns per metre; other than elastomeric; of nylon or other polyamides	350.153	4.902.184	1.321.253	19.822.326
54024610	Synthetic filament yarn, not put up for retail sale; single, untwisted or with a twist < 50 turns per metre; other than elastomeric; of polyesters, partially oriented; of a colour oth than white	-	60.512	-	109.475

Tabel 3 : Ekspor Indonesia menurut Komoditi (Kode HS 8 digit)

Desember 2022

Kode H S	Uraian golongan barang	Berat bersih (Kg)		Nilai F.O.B. (U S \$)	
		Bulan ini	Kumulatif	Bulan ini	Kumulatif
(1)	(2)	(3)	(4)	(5)	(6)
54024690	Synthetic filament yarn, not put up for retail sale; single, untwisted or with a twist < 50 turns per metre; other than elastomeric; of polyesters, partially oriented; of a colour white	572.319	10.344.817	785.742	15.424.722
54024710	Synthetic filament yarn, not put up for retail sale; single, untwisted or with a twist not exceeding 50 turns per metre; other than elastomeric; of polyesters; of a colour other than white	18.614	271.106	34.987	520.367
54024790	Synthetic filament yarn, not put up for retail sale; single, untwisted or with a twist not exceeding 50 turns per metre; other than elastomeric; of polyesters; of a colour white	3.763.897	44.114.421	6.724.740	84.555.490
54024800	Synthetic filament yarn, not put up for retail sale; single, untwisted or with a twist not exceeding 50 turns per metre; other than elastomeric; of polypropylene	6.400	169.075	23.018	449.282
54024900	Synthetic filament yarn, not put up for retail sale; single, untwisted or with a twist < 50 turns per metre; oth than elastomeric; oth than of nylon or other polyamides, polyesters, polypropylene	10.619	42.849	27.126	298.250
54025100	Synthetic filament yarn, not put up for retail sale; single, with a twist exceeding 50 turns per metre; of nylon or other polyamides	4.613	56.969	21.681	314.261
54025200	Synthetic filament yarn, not put up for retail sale; single, with a twist exceeding 50 turns per metre; of polyesters	65.497	701.296	295.758	2.085.128
54025900	Synthetic filament yarn, not put up for retail sale; single, with a twist exceeding 50 turns per metre; other than of nylon or other polyamides, polyesters, polypropylene	-	282	-	6.731
54026100	Synthetic filament yarn, not put up for retail sale; multiple (folded) or cabled; of nylon or other polyamides	170.900	2.065.709	1.632.100	19.286.653
54026200	Synthetic filament yarn, not put up for retail sale; multiple (folded) or cabled; of polyesters	324.487	2.454.898	1.124.366	8.526.065
54026300	Synthetic filament yarn, not put up for retail sale; multiple (folded) or cabled; of polypropylene	-	23.094	-	79.777
54026900	Synthetic filament yarn, not put up for retail sale; multiple (folded) or cabled; other than of nylon or other polyamides, polyesters, polypropylene	201	2.621	1.408	41.959
54031000	Artificial filament yarn, not put up for retail sale, including artificial monofilament of less than 67 decitex; high tenacity yarn of viscose rayon	6	154.977	271	511.281
54033190	Artificial filament yarn, not put up for retail sale, including artificial monofilament of < 67decitex; single; oth than textured yarn; of viscose rayon, untwisted or with a twist ≤ 120 turns per metre	43.408	606.974	112.860	1.878.748
54033210	Artificial filament yarn, not put up for retail sale, including artificial monofilament of < 67decitex; single; textured yarn; of viscose rayon, untwisted or with a twist > 120 turns per metre	-	15.048	-	21.571
54033290	Artificial filament yarn, not put up for retail sale, including artificial monofilament of < 67decitex; single; oth than textured yarn; of viscose rayon, untwisted or with a twist > 120 turns per metre	-	3.152	-	36.213
54033390	Artificial filament yarn, not put up for retail sale, including artificial monofilament of < 67decitex; single; other than textured yarn; of cellulose acetate	-	17	-	6
54033910	Artificial filament yarn, not put up for retail sale, including artificial monofilament of < 67decitex; single; textured yarn; other than of viscose rayon; other than of cellulose acetate	128	1.187	8.970	347.957
54033990	Artificial filament yarn, not put up for retail sale, including artificial monofilament of < 67decitex; single; other than textured yarn; other than of viscose rayon; other than of cellulose acetate	-	24	-	246

Tabel 3 : Ekspor Indonesia menurut Komoditi (Kode HS 8 digit)

Desember 2022

Kode H S	Uraian golongan barang	Berat bersih (Kg)		Nilai F.O.B. (U S \$)	
		Bulan ini	Kumulatif	Bulan ini	Kumulatif
(1)	(2)	(3)	(4)	(5)	(6)
54034110	Artificial filament yarn, not put up for retail sale, including artificial monofilament of < 67decitex; multiple (folded) or cabled; textured yarn; of viscose rayon	323	4.308	631	24.706
54034190	Artificial filament yarn, not put up for retail sale, including artificial monofilament of < 67decitex; multiple (folded) or cabled; other than textured yarn; of viscose rayon	-	274.384	-	1.004.022
54034200	Artificial filament yarn, not put up for retail sale, including artificial monofilament of < 67decitex; multiple (folded) or cabled; of cellulose acetate	-	129	-	34
54034900	Artificial filament yarn, not put up for retail sale, including artificial monofilament of < 67decitex; multiple (folded) or cabled; other than of cellulose acetate	63	636	372	7.210
54041100	Synthetic monofilament of 67 decitex or more and of which no cross-sectional dimension exceeds 1 mm; elastomeric	2.588	2.588	13.921	13.921
54041200	Synthetic monofilament of 67 decitex or more and of which no cross-sectional dimension exceeds 1 mm; other than elastomeric; of polypropylene	-	8	-	9
54041900	Synthetic monofilament of 67 decitex or more and of which no cross-sectional dimension exceeds 1 mm; other than elastomeric; other than of polypropylene	62.256	1.715.591	127.837	3.547.519
54049000	Strip and the like (for example, artificial straw) of synthetic textile materials of an apparent width not exceeding 5 mm	83.285	963.259	428.068	5.448.695
54060000	Man-made filament yarn (other than sewing thread), put up for retail sale	-	772	-	3.272
54071020	Woven fabrics obtained from high tenacity yarn of nylon or other polyamides or of polyesters; tyre fabrics; conveyor duck	-	33.732	-	1.054.080
54071091	Woven fabrics obtained from high tenacity yarn of nylon or other polyamides or of polyesters; other than tyre fabrics, conveyor duck; unbleached	6.429	91.871	90.225	943.186
54071099	Woven fabrics obtained from high tenacity yarn of nylon or other polyamides or of polyesters; other than tyre fabrics, conveyor duck; bleached	1.110.875	11.121.423	9.919.416	94.556.087
54072000	Woven fabrics obtained from strip or the like	381.108	6.771.219	573.115	11.106.514
54073000	Woven fabrics of synthetic filament yarn; specified in Note 9 to Section XI	-	2.990	-	5.673
54074110	Woven nylon mesh fabrics of untwisted filament yarn suitable for use as reinforcing material for tarpaulins; containing ≥ 85 % by weight of filaments of nylon/other polyamides; unbleached or bleached	3.894	7.691	14.516	45.684
54074190	Other than woven nylon mesh fabrics of untwisted filament yarn suitable for use as reinforcing material for tarpaulins; containing ≥ 85% by weight of filaments of nylon/other polyamides; unbleached/bleached	1.365	30.789	18.393	130.039
54074200	Woven fabrics of synthetic filament yarn; containing 85 % or more by weight of filaments of nylon or other polyamides; dyed	8.424	98.254	21.702	610.340
54074300	Woven fabrics of synthetic filament yarn; containing 85 % or more by weight of filaments of nylon or other polyamides; of yarns of different colours	2	6.882	47	16.495
54074400	Woven fabrics of synthetic filament yarn; containing 85 % or more by weight of filaments of nylon or other polyamides; printed	6	9.552	17	41.664
54075100	Woven fabrics of synthetic filament yarn; containing 85 % or more by weight of textured polyester filaments; unbleached or bleached	15.829	301.861	81.223	1.575.831
54075200	Woven fabrics of synthetic filament yarn; containing 85 % or more by weight of textured polyester filaments; dyed	818.755	7.619.448	6.344.432	61.573.227
54075300	Woven fabrics of synthetic filament yarn; containing 85 % or more by weight of textured polyester filaments; of yarns of different colours	3.804	180.947	26.796	776.883

Tabel 3 : Ekspor Indonesia menurut Komoditi (Kode HS 8 digit)

Desember 2022

Kode H S	Uraian golongan barang	Berat bersih (Kg)		Nilai F.O.B. (U S \$)	
		Bulan ini	Kumulatif	Bulan ini	Kumulatif
(1)	(2)	(3)	(4)	(5)	(6)
54075400	Woven fabrics of synthetic filament yarn; containing 85 % or more by weight of textured polyester filaments; printed	168.991	1.924.541	1.622.541	17.697.920
54076110	Woven fabrics of synthetic filament yarn; containing 85 % or more by weight of non-textured polyester filaments; unbleached or bleached	291.307	2.774.324	2.518.592	23.503.460
54076190	Woven fabrics of synthetic filament yarn; containing 85 % or more by weight of non-textured polyester filaments; other than unbleached or bleached	796.524	9.370.831	7.586.742	82.360.788
54076910	Woven fabrics of synthetic filament yarn; other than containing 85 % or more by weight of textured polyester filaments; unbleached or bleached	88.274	466.748	345.216	1.954.867
54076990	Woven fabrics of synthetic filament yarn; other than containing 85 % or more by weight of textured polyester filaments; other than unbleached or bleached	41.749	452.655	161.761	2.376.898
54077100	Woven fabrics of synthetic filament yarn; containing 85 % or more by weight of synthetic filaments; unbleached or bleached	55.099	3.521.405	128.121	6.552.661
54077200	Woven fabrics of synthetic filament yarn; containing 85 % or more by weight of synthetic filaments; dyed	131.520	1.142.253	1.052.499	10.151.863
54077300	Woven fabrics of synthetic filament yarn; containing 85 % or more by weight of synthetic filaments; of yarns of different colours	413.026	6.767.142	3.136.853	45.535.180
54077400	Woven fabrics of synthetic filament yarn; containing 85 % or more by weight of synthetic filaments; printed	70.620	893.367	305.927	4.000.476
54078100	Woven fabrics of synthetic filament yarn; containing less than 85 % by weight of synthetic filaments, mixed mainly or solely with cotton; unbleached or bleached	556	37.701	12.761	223.939
54078200	Woven fabrics of synthetic filament yarn; containing less than 85 % by weight of synthetic filaments, mixed mainly or solely with cotton; dyed	2	3.637	2	75.930
54078300	Woven fabrics of synthetic filament yarn; containing less than 85 % by weight of synthetic filaments, mixed mainly or solely with cotton; of yarns of different colours	-	18.994	-	108.526
54078400	Woven fabrics of synthetic filament yarn; containing less than 85 % by weight of synthetic filaments, mixed mainly or solely with cotton; printed	1	520	1	724
54079100	Woven fabrics of synthetic filament yarn; unbleached or bleached; other than those of subheading 540711 - 540784	507.138	4.352.060	2.121.914	17.173.139
54079200	Woven fabrics of synthetic filament yarn; dyed; other than those of subheading 540711 - 540784	1.159	30.309	3.398	196.138
54079300	Woven fabrics of synthetic filament yarn; of yarns of different colours; other than those of subheading 540711 - 540784	37.221	422.618	131.150	1.716.727
54079400	Woven fabrics of synthetic filament yarn; printed; other than those of subheading 540711 - 540784	10.439	222.934	66.947	1.553.782
54081010	Woven fabrics of artificial filament yarn; obtained from high tenacity yarn of viscose rayon; unbleached	-	399	-	16.553
54081090	Woven fabrics of artificial filament yarn; obtained from high tenacity yarn of viscose rayon; other than unbleached	130.325	883.901	1.209.390	7.693.498
54082100	Woven fabrics of artificial filament yarn; containing 85 % or more by weight of artificial filament or strip or the like; unbleached or bleached	2	101.225	19	831.001
54082200	Woven fabrics of artificial filament yarn; containing 85 % or more by weight of artificial filament or strip or the like; dyed	845	33.708	198	227.920
54082300	Woven fabrics of artificial filament yarn; containing 85 % or more by weight of artificial filament or strip or the like; of yarns of different colours	-	4.577	-	31.179
54082400	Woven fabrics of artificial filament yarn; containing 85 % or more by weight of artificial filament or strip or the like; printed	1.657	69.622	24.709	902.804

Tabel 3 : Ekspor Indonesia menurut Komoditi (Kode HS 8 digit)

Desember 2022

Kode H S	Uraian golongan barang	Berat bersih (Kg)		Nilai F.O.B. (U S \$)	
		Bulan ini	Kumulatif	Bulan ini	Kumulatif
(1)	(2)	(3)	(4)	(5)	(6)
54083100	Woven fabrics of artificial filament yarn, including woven fabrics obtained from materials of heading 5405; unbleached or bleached; other than those of subheading 540810-540824	-	4.711	-	5.144
54083200	Woven fabrics of artificial filament yarn, including woven fabrics obtained from materials of heading 5405; dyed; other than those of subheading 540810-540824	-	266	-	744
54083300	Woven fabrics of artificial filament yarn, including woven fabrics obtained from materials of heading 5405; of yarns of different colours; other than those of subheading 540810-540824	-	138	-	231
54083400	Woven fabrics of artificial filament yarn, including woven fabrics obtained from materials of heading 5405; printed; other than those of subheading 540810-540824	-	4.171	-	159.046
55011100	Synthetic filament tow; of nylon or other polyamides; of aramids	1.625	1.625	6	6
55011900	Synthetic filament tow; of nylon or other polyamides; other than of aramids	-	29	-	123
55012000	Synthetic filament tow; of polyesters	621	56.408	37.227	372.479
55013000	Synthetic filament tow; of acrylic or modacrylic	6	108.079	331	436.598
55019000	Synthetic filament tow; other than of nylon or other polyamides, polyesters, acrylic or modacrylic, polypropylene	139	865	3.257	21.495
55021000	Artificial filament tow; of cellulose acetate	16.712	548.367	86.205	3.021.364
55029000	Artificial filament tow; other than of cellulose acetate	-	42	-	41
55031100	Synthetic staple fibres, not carded, combed or otherwise processed for spinning; of nylon or other polyamides; of aramids	-	163	-	4.157
55031900	Synthetic staple fibres, not carded, combed or otherwise processed for spinning; of nylon or other polyamides; other than of aramids	8	299	215	7.587
55032010	Synthetic staple fibres, not carded, combed or otherwise processed for spinning; of polyesters; of a colour other than white	419.120	5.682.426	412.991	6.552.684
55032090	Synthetic staple fibres, not carded, combed or otherwise processed for spinning; of polyesters; of a colour white	16.707.154	206.730.900	16.153.506	233.285.647
55033000	Synthetic staple fibres, not carded, combed or otherwise processed for spinning; acrylic or modacrylic	6.106	93.061	28.330	357.212
55039090	Synthetic staple fibres, not carded, combed/ otherwise processed for spinning; oth than of nylon or other polyamides, of polyester, acrylic or modacrylic, of polypropylene; oth than of polyvinyl alcohol	152.366	3.560.906	286.201	6.325.993
55041000	Artificial staple fibres, not carded, combed or otherwise processed for spinning; of viscose rayon	44.147.810	390.276.493	68.235.480	749.989.877
55049000	Artificial staple fibres, not carded, combed or otherwise processed for spinning; other than of viscose rayon	-	984	-	61.124
55051000	Waste (including noils, yarn waste and garnetted stock) of man-made fibres; of synthetic fibres	173.884	2.914.453	147.801	3.370.631
55052000	Waste (including noils, yarn waste and garnetted stock) of man-made fibres; of artificial fibres	-	391.935	-	412.152
55061000	Synthetic staple fibres, carded, combed or otherwise processed for spinning; of nylon or other polyamides	-	59	-	1.926
55062000	Synthetic staple fibres, carded, combed or otherwise processed for spinning; of polyesters	32	8.422	2.564	29.645
55063000	Synthetic staple fibres, carded, combed or otherwise processed for spinning; acrylic or modacrylic	-	62.371	-	165.664
55069000	Synthetic staple fibres, carded, combed/otherwise processed for spinning; other than of nylon or other polyamides; other than of polyesters; other than acrylic or modacrylic; other than of polypropylene	-	909	-	19.875
55070000	Artificial staple fibres, carded, combed or otherwise processed for spinning	-	1.021	-	88
55081010	Sewing thread of synthetic staple fibres; put up for retail sale	91.354	844.790	273.359	3.099.116

Tabel 3 : Ekspor Indonesia menurut Komoditi (Kode HS 8 digit)

Desember 2022

Kode H S	Uraian golongan barang	Berat bersih (Kg)		Nilai F.O.B. (U S \$)	
		Bulan ini	Kumulatif	Bulan ini	Kumulatif
		(1)	(2)	(3)	(4)
55081090	Sewing thread of synthetic staple fibres; not put up for retail sale	136.563	1.590.175	601.350	6.703.175
55082090	Sewing thread of artificial staple fibres; not put up for retail sale	-	4	-	16
55091100	Single yarn; containing 85 % or more by weight of staple fibres of nylon or other polyamides; not put up for retail sale	3.512	20.933	15.734	118.206
55091200	Multiple (folded) or cabled yarn; containing 85 % or more by weight of staple fibres of nylon or other polyamides; not put up for retail sale	52.682	190.049	173.506	548.558
55092100	Single yarn; containing 85 % or more by weight of polyester staple fibres; not put up for retail sale	7.945.307	91.328.199	13.100.292	182.090.891
55092200	Multiple (folded) or cabled yarn; containing 85 % or more by weight of polyester staple fibres; not put up for retail sale	2.048.814	22.629.052	4.931.022	59.068.211
55093100	Single yarn; 85 % or more by weight of acrylic or modacrylic staple fibres; not put up for retail sale	206.238	2.785.455	925.590	14.126.735
55093200	Multiple (folded) or cabled yarn; containing 85 % or more by weight of acrylic or modacrylic staple fibres; not put up for retail sale	1.486.685	24.627.899	4.792.719	95.112.187
55094100	Single yarn; 85 % or more by weight of acrylic or modacrylic staple fibres; not put up for retail sale	58.558	512.565	509.511	4.843.642
55094200	Multiple (folded) or cabled yarn; containing 85 % or more by weight of acrylic or modacrylic staple fibres; not put up for retail sale	155	120.739	939	617.757
55095100	Yarn of polyester staple fibres; mixed mainly or solely with artificial staple fibres; not put up for retail sale	3.481.304	39.528.742	7.346.284	98.395.706
55095290	Other than single yarn; of polyester staple fibres; mixed mainly or solely with wool or fine animal hair; not put up for retail sale	-	1	-	1
55095300	Yarn of polyester staple fibres; mixed mainly or solely with cotton; not put up for retail sale	1.961.449	33.243.901	5.247.001	105.963.473
55095900	Yarn of polyester staple fibres; other than mixed mainly or solely with artificial staple fibres, wool or fine animal hair, cotton; not put up for retail sale	3.538	115.475	19.554	378.813
55096100	Yarn of acrylic or modacrylic staple fibres; mixed mainly or solely with wool or fine animal hair; not put up for retail sale	81.905	811.320	693.811	6.493.154
55096200	Yarn of acrylic or modacrylic staple fibres; mixed mainly or solely with cotton; not put up for retail sale	66.899	1.404.622	279.356	6.947.745
55096900	Yarn of acrylic or modacrylic staple fibres; other than mixed mainly or solely with wool or fine animal hair, cotton; not put up for retail sale	186.392	2.965.392	1.076.595	17.115.392
55099200	Yarn of synthetic staple fibres; mixed mainly or solely with cotton; other than those of subheading 550911 - 550969	-	99.206	-	653.666
55099900	Yarn of synthetic staple fibres; other than mixed mainly or solely with wool or fine animal hair, cotton; other than those of subheading 550911 - 550969	-	238	-	8.019
55101100	Single yarn containing 85 % or more by weight of artificial staple fibres, not put up for retail sale	7.956.277	82.413.310	18.826.272	237.903.504
55101200	Multiple (folded) or cabled yarn containing 85 % or more by weight of artificial staple fibres, not put up for retail sale	811.653	7.363.584	2.227.430	24.588.768
55102000	Yarn (other than sewing thread) of artificial staple fibres, mixed mainly or solely with wool or fine animal hair, not put up for retail sale	-	26	-	26
55103000	Yarn (other than sewing thread) of artificial staple fibres, mixed mainly or solely with cotton, not put up for retail sale	57.365	890.225	182.039	3.559.081
55109000	Yarn of artificial staple fibres, containing less than 85 % by weight of artificial staple fibres, oth than mixed mainly or solely with wool or fine animal hair, cotton; not put up for retail sale	29.296	1.119.293	101.117	3.343.881
55111010	Yarn (other than sewing thread) of man-made, put up for retail sale of synthetic staple fibres, containing 85 % or more by weight of such fibres;knitting yarn,crochet thread and embroidery thread	-	125	-	8.528

Tabel 3 : Ekspor Indonesia menurut Komoditi (Kode HS 8 digit)

Desember 2022

Kode H S	Uraian golongan barang	Berat bersih (Kg)		Nilai F.O.B. (U S \$)	
		Bulan ini	Kumulatif	Bulan ini	Kumulatif
(1)	(2)	(3)	(4)	(5)	(6)
55111090	Yarn (oth than sewing thread) of man-made,put up for retail sale of synthetic staple fibres,containing 85 % or more by weight of such fibres;oth than knitting yarn,crochet thread and embroidery thread	-	27	-	52
55112090	Yarn(oth than sewing thread)of man-made,put up for retail sale of synthetic staple fibres,containing less than 85 % by weight of such fibres;oth than knitting yarn,crochet thread and embroidery thread	-	6	-	126
55113000	Yarn (other than sewing thread) of man-made, put up for retail sale, of artificial staple fibres	373	8.334	2.251	98.557
55121100	Woven fabrics of synthetic staple fibres, containing 85 % or more by weight of polyester staple fibres; unbleached or bleached	156.750	1.837.304	635.451	6.949.640
55121900	Woven fabrics of synthetic staple fibres, containing 85 % or more by weight of polyester staple fibres; other than unbleached or bleached	50.503	286.448	360.162	1.825.014
55122100	Woven fabrics of synthetic staple fibres, containing 85 % or more by weight of aryclic or modacrylic staple fibres; unbleached or bleached	446	446	1.375	1.375
55122900	Woven fabrics of synthetic staple fibres, containing 85 % or more by weight of aryclic or modacrylic staple fibres; other than unbleached or bleached	3	7.271	150	136.310
55129100	Woven fabrics of synthetic staple fibres, containing 85 % or more by weight other than of polyester, aryclic or modacrylic staple fibres; unbleached or bleached	1	5	36	111
55129900	Woven fabrics of synthetic staple fibres, containing 85 % or more by weight other than of polyester, aryclic or modacrylic staple fibres; other unbleached or bleached	497	5.312	44.229	155.842
55131100	Woven fabrics of polyester staple fibres,plain weave, containing less than 85 % by weight of such fibres, mixed mainly or solely with cotton, of a weight not exceeding 170 g/m2; unbleached or bleached	909.022	10.264.656	4.892.685	52.915.054
55131200	Woven fabrics, 3-thread/4-thread twill, incl cross twill of polyester staples fibres, cont < 85% by weight of such fibres, mixed mainly/solely with cotton, of a weight ≤ 170 g/m2, unbleached/bleached	63.371	1.068.368	421.969	6.990.449
55131300	Woven fabrics of polyester staple fibres, containing less than 85 % by weight of such fibres, mixed mainly or solely with cotton, of a weight not exceeding 170 g/m2, unbleached or bleached	14.135	158.631	108.587	1.101.362
55131900	Woven fabrics of synthetic staple fibres, cont < 85 % by weight of such fibres, mixed mainly/solely with cotton, of a weight ≤ 170 g/m2; oth than HS 55131100 - 55131300; unbleached or bleached	-	6	-	74
55132100	Woven fabrics of polyester staple fibres,plain weave, containing less than 85 % by weight of such fibres, mixed mainly or solely with cotton, of a weight not exceeding 170 g/m2, dyed	110.387	1.512.405	909.046	12.096.088
55132300	Woven fabrics of polyester staple fibres, containing less than 85 % by weight of such fibres, mixed mainly or solely with cotton, of a weight not exceeding 170 g/m2, dyed	9.032	73.197	79.363	549.343
55132900	Woven fabrics of synthetic staple fibres, containing < 85 % by weight of such fibres, mixed mainly or solely with cotton, of a weight ≤ 170 g/m2; other than HS 55131100 - 55131300; dyed	-	20.501	-	179.460
55133100	Woven fabrics of polyester staple fibres,plain weave, cont less than 85 % by weight of such fibres, mixed mainly or solely with cotton, of a weight not exceeding 170 g/m2; of yarn of different colours	805	1.414	2.604	7.864

Tabel 3 : Ekspor Indonesia menurut Komoditi (Kode HS 8 digit)

Desember 2022

Kode H S	Uraian golongan barang	Berat bersih (Kg)		Nilai F.O.B. (U S \$)	
		Bulan ini	Kumulatif	Bulan ini	Kumulatif
(1)	(2)	(3)	(4)	(5)	(6)
55133900	Woven fabrics; oth than of polyester staple fibres,plain weave, cont 85% by weight of such fibres, mixed mainly or solely with cotton, of a weight not exceeding 170 g/m2; of yarn of different colours	-	7.033	-	66.817
55134100	Woven fabrics of polyester staple fibres,plain weave, cont less than 85 % by weight of such fibres, mixed mainly or solely with cotton, of a weight not exceeding 170 g/m2; printed	379	25.843	4.802	52.221
55134900	Woven fabrics; other than of polyester staple fibres,plain weave; cont less than 85 % by weight of such fibres, mixed mainly or solely with cotton, of a weight not exceeding 170 g/m2; printed	217	43.028	5.185	425.811
55141100	Woven fabrics of polyester staple fibres,plain weave, containing less than 85 % by weight of such fibres, mixed mainly or solely with cotton, of a weight exceeding 170 g/m2; unbleached or bleached	17.050	539.562	104.748	2.177.571
55141200	Woven fabrics, 3-thread/4-thread twill, incl cross twill of polyester staples fibres, cont < 85% by weight of such fibres, mixed mainly/solely with cotton, of a weight > 170g/m2; unbleached/bleached	133.410	2.052.343	714.112	11.236.240
55141900	Woven fabrics of synthetic staple fibres, cont < 85 % by weight of such fibres, mixed mainly/solely with cotton, of a weight > 170 g/m2; oth than HS 55141100 - 55141200; unbleached or bleached	1.195	32.948	22.119	365.269
55142100	Woven fabrics of polyester staple fibres,plain weave, containing less than 85 % by weight of such fibres, mixed mainly or solely with cotton, of a weight exceeding 170 g/m2; dyed	6.421	34.455	59.541	313.796
55142200	Woven fabrics,of 3/4 thread twill, incl cross twill of polyester staples fibres ,containing less than 85% by weight of such fibres, mixed mainly/solely with cotton, of a weight > 170g/m2; dyed	117.557	1.107.109	1.037.582	8.984.460
55142300	Woven fabrics of polyester staple fibres, containing less than 85 % by weight of such fibres, mixed mainly or solely with cotton, of a weight exceeding 170 g/m2; dyed	-	1.047	-	12.588
55142900	Woven fabrics of synthetic staple fibres, cont < 85 % by weight of such fibres, mixed mainly/solely with cotton, of a weight > 170 g/m2; oth than HS 55142100 - 55142300; dyed	-	3.983	-	29.129
55143000	Woven fabrics of synthetic staple fibres, containing less than 85 % by weight of such fibres, mixed mainly or solely with cotton, of a weight exceeding 170 g/m2; of yarn of different colours	-	1.681	-	29.095
55144300	Woven fabrics of polyester staple fibres, containing less than 85 % by weight of such fibres, mixed mainly or solely with cotton, of a weight exceeding 170 g/m2; printed	-	1	-	1
55144900	Woven fabrics of synthetic staple fibres, cont < 85 % by weight of such fibres, mixed mainly/solely with cotton, of a weight > 170 g/m2; printed; n.e.c. in heading 5514	-	7.632	-	22.527
55151100	Woven fabrics other than those of heading 5512 - 5514, of polyester staple fibres, mixed mainly or solely with viscose rayon staples fibres	463.012	4.551.203	3.129.583	29.218.611
55151200	Woven fabrics other than those of heading 5512 - 5514, of polyester staple fibres, mixed mainly or solely with man-made filaments	1.059.483	12.792.371	5.623.603	62.593.650
55151300	Woven fabrics other than those of heading 5512 - 5514, of polyester staple fibres, mixed mainly or solely with wool or fine animal hair	71	727	1.316	18.856
55151900	Woven fabrics other than of heading 5512 - 5514, of polyester staple fibres; oth than mixed mainly/ solely with viscose rayon staples fibres or with man-made filaments or with wool or fine animal hair	2.241	83.210	18.425	629.745

Tabel 3 : Ekspor Indonesia menurut Komoditi (Kode HS 8 digit)

Desember 2022

Kode H S	Uraian golongan barang	Berat bersih (Kg)		Nilai F.O.B. (U S \$)	
		Bulan ini	Kumulatif	Bulan ini	Kumulatif
(1)	(2)	(3)	(4)	(5)	(6)
55152100	Woven fabrics other than those of heading 5512 - 5514, of acrylic or modacrylic staple fibres; mixed mainly or solely with man-made filaments	-	10	-	200
55152900	Woven fabrics other than those of heading 5512 - 5514, of acrylic or modacrylic staple fibres; other than mixed mainly or solely with man-made filaments or with wool or fine animal hair	-	13	-	297
55159100	Woven fabrics other than those of heading 5512 - 5514, of synthetic staple fibres; oth than of polyester staples/of arcylic or modacrylic staple fibre; mixed mainly or solely with man-made filaments	13.515	27.904	43.947	91.790
55159990	Woven fabrics other than those of heading 5512 - 5514, of synthetic staple fibres; oth than of polyester staples/of arcylic or modacrylic; oth than mixed mainly/solely with wool or fine animal hair	10	2.257	44	29.344
55161100	Woven fabrics of artificial staple fibres; containing 85 % or more by weight of artificial staple fibres; unbleached or bleached	380.815	4.081.133	1.829.636	20.278.876
55161200	Woven fabrics of artificial staple fibres; containing 85 % or more by weight of artificial staple fibres; dyed	27.820	226.547	159.788	1.208.670
55161300	Woven fabrics of artificial staple fibres; containing 85 % or more by weight of artificial staple fibres; of yarn of different colours	6	11.938	55	125.083
55161400	Woven fabrics of artificial staple fibres; containing 85 % or more by weight of artificial staple fibres; printed	1.331	66.529	29.111	1.326.135
55162100	Woven fabrics of artificial staple fibres; containing less than 85 % by weight of artificial staple fibres, mixed mainly or soley with man-made filaments; unbleached or bleached	49.171	534.308	246.599	2.658.612
55162200	Woven fabrics of artificial staple fibres; containing less than 85 % by weight of artificial staple fibres, mixed mainly or solely with man-made filaments; dyed	546	39.496	6.724	107.744
55162300	Woven fabrics of artificial staple fibres; containing less than 85 % by weight of artificial staple fibres, mixed mainly or solely with man-made filaments,; of yarn of different colours	2.941	44.609	30.043	362.232
55162400	Woven fabrics of artificial staple fibres; containing less than 85 % by weight of artificial staple fibres, mixed mainly or solely with man-made filaments; printed	1.631	2.793	19.863	22.505
55163400	Woven fabrics of artificial staple fibres; containing less than 85 % by weight of artificial staple fibres, mixed mainly or solely with wool or fine animal hair; printed	-	1	-	1
55164100	Woven fabrics of artificial staple fibres; containing less than 85 % by weight of artificial staple fibres, mixed mainly or solely with cotton; unbleached or bleached	329	22.846	4.889	358.379
55164200	Woven fabrics of artificial staple fibres; containing less than 85 % by weight of artificial staple fibres, mixed mainly or solely with cotton; dyed	-	632	-	1.475
55164400	Woven fabrics of artificial staple fibres; containing less than 85 % by weight of artificial staple fibres, mixed mainly or solely with cotton; printed	-	23	-	73
55169100	Woven fabrics of artificial staple fibres; unbleached or bleached; other than those of subheading 551661 - 551664	8.227	176.385	40.787	844.246
55169200	Woven fabrics of artificial staple fibres; dyed; other than those of subheading 551661 - 551664	-	8.010	-	82.679
55169300	Woven fabrics of artificial staple fibres; of yarn of different colours; other than those of subheading 551661 - 551664	-	4.371	-	53.738
55169400	Woven fabrics of artificial staple fibres; printed; other than those of subheading 551661 - 551664	52	5.315	580	60.575
56012100	Wadding of textile materials and articles thereof, of cotton	551	127.155	3.257	408.764
56012210	Wadding of textile materials and articles thereof, of man-made fibres; cigarette tow	91.529	385.733	641.369	2.689.172
56012290	Wadding of textile materials and articles thereof; of man-made fibres; other than cigarette tow	76.557	1.774.533	1.243.748	20.902.546

Tabel 3 : Ekspor Indonesia menurut Komoditi (Kode HS 8 digit)

Desember 2022

Kode H S	Uraian golongan barang	Berat bersih (Kg)		Nilai F.O.B. (U S \$)	
		Bulan ini	Kumulatif	Bulan ini	Kumulatif
(1)	(2)	(3)	(4)	(5)	(6)
56012900	Wadding of textile materials and articles thereof; other than of man-made fibres	-	500	-	1.593
56013010	Textile flock and dust and mill neps; polyamide fibre flock	183.875	2.930.936	299.708	5.551.482
56013090	Textile flock and dust and mill neps; other than polyamide fibre flock or polypropylene fibre flock	-	5	-	257
56021000	Needleloom felt and stitch-bonded fibre fabrics	91.222	961.112	344.189	3.527.683
56022100	Felt of wool or fine animal hair; not impregnated, coated, covered or laminated	-	2	-	93
56022900	Felt of other textile material; not impregnated, coated, covered or laminated	-	14.900	-	118.634
56029000	Felt, impregnated, coated, covered or laminated; other than needleloom felt and stich-bonded fibre fabrics	12.852	333.719	31.509	742.453
56031100	Nonwovens, whether or not impregnated, coated, covered or laminated; of man-made filaments; weighing not more than 25g/m2	348.489	4.079.570	833.141	10.327.902
56031200	Nonwovens, whether or not impregnated, coated, covered or laminated; of man-made filaments; weighing more than 25g/m2 but not more than 70 g/m2	678.642	9.029.419	2.347.575	31.996.064
56031300	Nonwovens, whether or not impregnated, coated, covered or laminated; of man-made filaments; weighing more than 70g/m2 but not more than 150 g/m2	135.113	2.001.143	316.711	5.679.471
56031400	Nonwovens, whether or not impregnated, coated, covered or laminated; of man-made filaments; weighing more than 150 g/m2	13.447	154.927	109.743	661.467
56039100	Nonwovens, whether or not impregnated, coated, covered or laminated; other than of man-made filaments; weighing not more than 25g/m2	-	964.833	-	3.526.582
56039200	Nonwovens, whether or not impregnated, coated, covered or laminated; other than of man-made filaments; weighing more than 25g/m2 but not more than 70 g/m2	873.660	10.047.429	2.249.217	26.439.347
56039300	Nonwovens, whether or not impregnated, coated, covered or laminated; other than of man-made filaments; weighing more than 70g/m2 but not more than 150 g/m2	43	22.931	2.753	82.893
56039400	Nonwovens, whether or not impregnated, coated, covered or laminated; other than of man-made filaments; weighing more than 150 g/m2	487.798	5.685.945	953.408	10.141.039
56041000	Rubber thread and cord, textile covered	6.530	56.100	40.044	379.777
56049020	Textile yarn, and strip and the like of heading 5404 or 5405, impregnated, coated, covered or sheathed with rubber or plastics; rubber impregnated textile thread yarn	-	362	-	6.047
56049030	Textile yarn, and strip and the like of heading 5404 or 5405, impregnated, coated, covered/sheathed with rubber/plastics; high tenacity yarn of polyesters, of nylon/oth polyamides/of viscose rayon	1.831	30.929	67.021	1.223.095
56049090	Textile yarn, and strip and the like of heading 5404 or 5405, impregnated, coated, covered or sheathed with rubber or plastics; other than those of HS 56049010 - 56049030	341	21.177	2.474	290.613
56050000	Metallised yarn, whether or not gimped, being textile yarn, or strip or the like of heading 5404 or 5405, combined with metal in the form of thread, strip or powder or covered with metal	1.016	123.835	47.373	1.290.479
56060000	Gimped yarn, and strip and the like of heading 5404 or 5405, gimped (other than those of heading 5605 and gimped horsehair yarn); chenille yarn (including flock chenille yarn); loop wale-yarn	9.936	109.561	50.513	432.966
56072100	Binder or baler twine whether or not plaited or braided and whether or not impregnated, coated, covered or sheathed with rubber or plastics; of sisal or other textile fibres of the genus Agave	-	40	-	790

Tabel 3 : Ekspor Indonesia menurut Komoditi (Kode HS 8 digit)

Desember 2022

Kode H S	Uraian golongan barang	Berat bersih (Kg)		Nilai F.O.B. (U S \$)	
		Bulan ini	Kumulatif	Bulan ini	Kumulatif
(1)	(2)	(3)	(4)	(5)	(6)
56072900	Twine, whether/not plaited/braided and whether/not impregnated, coated, covered/sheathed with rubber/plastics; oth than binder or baler twine; of sisal or other textile fibres of the genus Agave	30.801	627.650	71.131	1.699.740
56074100	Binder or baler twine whether or not plaited or braided and whether or not impregnated, coated, covered or sheathed with rubber or plastics; of polyethylene or polypropylene	133	5.214	2.312	59.767
56074900	Twine, whether/not plaited/braided and whether/not impregnated, coated, covered/sheathed with rubber/plastics; oth than binder or baler twine; of polyethylene or polypropylene	98.811	1.140.914	343.465	3.660.930
56075010	Oth synthetic fibres;V-belt cord of man-made fibres treated w/resorcinol formaldehyde;polyamide&polytetrafluoro-ethylene yarns measuring >10,000 decitex, used for sealing pumps,valves&similar articles	17.225	224.152	184.722	2.288.807
56075090	Other synthetic fibres; other than HS 56075010	4.362	155.334	20.569	871.260
56079010	Cordage, ropes and cables, whether or not plaited or braided and whether or not impregnated, coated, covered or sheathed with rubber or plastics; of artificial fibres	36	36	377	377
56079021	Cordage, ropes and cables, whether or not plaited or braided and whether or not impregnated, coated, covered or sheathed with rubber or plastics; of abaca (Manila hemp or Musa textilis Nee)	-	4.490	-	81.007
56079022	Cordage, ropes and cables, whether or not plaited or braided and whether or not impregnated, coated, covered or sheathed with rubber or plastics; of other hard (leaf) fibres	-	5.745	-	16.284
56079090	Cordage,ropes&cables,whether/not plaited/braided/impregnated,coated,covered/sheathed with rubber/plastics;oth than of abaca (Manila hemp/Musa textile Nee)/jute/oth textile bast fibres of heading 5303	6.163	207.114	116.878	717.709
56081100	Knotted netting of twine, cordage or rope; made up fishing nets; of man-made textile materials	186.707	2.711.638	1.447.340	19.339.335
56081920	Knotted netting of twine, cordage or rope; net bags; of man-made textile materials	16.038	49.379	41.217	129.024
56081990	Knotted netting of twine, cordage or rope; other than net bags; of man-made textile materials	8.298	141.118	23.723	600.676
56089010	Knotted netting of twine, cordage or rope; net bags; other than of man-made textile materials	274	698	2.539	7.329
56089090	Knotted netting of twine, cordage or rope; other than net bags; other than of man-made textile materials	50	167.643	163	483.883
56090000	Articles of yarn, strip or the like of heading 5404 or 5405, twine, cordage, rope or cables, not elsewhere specified or included	27.352	627.041	104.291	2.231.084
57011010	Prayer rugs, knotted, whether or not made up; of wool or fine animal hair,	0	1.090	4	2.699
57011090	Carpets and other textile floor coverings, knotted, whether or not made up; other than prayer rugs of wool or fine animal hair	2.202	38.370	14.545	253.353
57019011	Prayer rugs, knotted, whether or not made up; of cotton	87	2.017	898	16.941
57019019	Carpets and other textile floor covering, knotted, whether or not made up; of cotton; other than prayer rugs	340	2.507	2.286	7.099
57019091	Prayer rugs, knotted, whether or not made up; other than of wool or fine animal hair or of cotton or of jute fibres	-	156	-	1.441
57019099	Carpets and other textile floor covering, knotted, whether or not made up; other than of wool or fine animal hair or of cotton or of jute fibres; other than prayer rugs	357	6.530	8.441	46.814
57021000	"Kelem", "Schumacks", "Karamanie" and similar hand-woven rugs	-	55.250	-	67.628
57022000	Floor coverings of coconut fibres (coir)	-	427	-	921
57023100	Carpets and other textile floor coverings, woven, not tufted or flocked; of pile construction, not made up; of wool or fine animal hair	-	144	-	3.500

Tabel 3 : Ekspor Indonesia menurut Komoditi (Kode HS 8 digit)

Desember 2022

Kode H S	Uraian golongan barang	Berat bersih (Kg)		Nilai F.O.B. (U S \$)	
		Bulan ini	Kumulatif	Bulan ini	Kumulatif
(1)	(2)	(3)	(4)	(5)	(6)
57023200	Carpets and other textile floor coverings, woven, not tufted or flocked; of pile construction, not made up; of man-made textile materials	-	37.966	-	23.263
57023910	Carpets and other textile floor coverings, woven, not tufted or flocked; of pile construction, not made up; other textile materials; of cotton	6	1.238	50	9.861
57023920	Carpets and other textile floor coverings, woven, not tufted or flocked; of pile construction, not made up; other textile materials; of jute fibres	12	47	309	532
57023990	Carpets and other textile floor coverings, woven, not tufted or flocked; of pile construction, not made up; other textile materials; other than of cotton or of jute fibres	546	5.106	9.521	95.778
57024110	Prayer rugs; of pile construction, made up; of wool or fine animal hair	-	252	-	2.899
57024190	Carpets and other textile floor coverings, woven, not tufted or flocked; of pile construction, made up; of wool or fine animal hair; other than prayer rugs	-	18	-	107
57024210	Prayer rugs; of pile construction, made up; of man - made textile materials	8.800	177.345	7.200	498.510
57024290	Carpets and other textile floor coverings, woven, not tufted or flocked; of pile construction, made up; of man - made textile materials; other than prayer rugs	382.403	5.299.694	1.029.643	14.371.130
57024999	Carpets and other textile floor coverings, woven, not tufted or flocked, of pile construction, made up; other textile materials; other than prayer rugs	-	7.862	-	69.661
57025010	Carpets and other textile floor coverings, woven, not tufted or flocked; not of pile construction, not made up; of cotton	-	25	-	1.386
57025020	Carpets and other textile floor coverings, woven, not tufted or flocked; not of pile construction, not made up; of jute fibres	-	49	-	475
57025090	Carpets and other textile floor coverings, woven, not tufted or flocked; not of pile construction, not made up; other than of cotton or of jute fibres	116	738	3.079	16.281
57029110	Prayer rugs; of wool or fine animal hair; not of pile construction, made up	-	9	-	115
57029210	Prayer rugs; of man - made textile materials; not of pile construction, made up	-	14.636	-	76.762
57029290	Carpets and other textile floor coverings, woven, not tufted or flocked; of not pile construction, made up; of man - made textile materials; other than prayer rugs	125	3.350	1.232	36.344
57029920	Carpets and other textile floor coverings, woven, not tufted or flocked; of not pile construction, made up; other textile materials; of jute fibres	-	4.410	-	28.665
57029999	Carpets and other textile floor coverings, woven, not tufted or flocked; of not pile construction, made up; of other textile materials; other than prayer rugs; other than cotton or of jute fibres	26	258	117	2.402
57031010	Floor mats of a kind used for motor vehicles of headings 8702, 8703 or 8704; of wool or fine animal hair	18	4.620	42	10.703
57031020	Prayer rugs; of wool or fine animal hair	127	1.903	574	5.186
57031030	Flooring carpets of a kind used for motor vehicles of headings 8702, 8703 or 8704; of wool or fine animal hair	9.015	410.814	22.914	676.138
57031090	Carpets and other textile floor coverings, tufted, whether or not made up; of wool or fine animal hair; n.e.c. of subheading 570310	364	38.600	4.737	240.703
57032910	Prayer rugs of nylon or other polyamides	-	115	-	1.102
57032990	Carpets and other textile floor coverings, tufted, whether or not made up; of nylon or other polyamides; other than prayer rugs	42.839	951.207	241.418	4.147.862
57033100	Turf of other man-made textile materials	15.296	68.199	70.062	289.436
57033910	Prayer rugs of other man-made textile materials	3.436	128.725	36.836	600.991

Tabel 3 : Ekspor Indonesia menurut Komoditi (Kode HS 8 digit)

Desember 2022

Kode H S	Uraian golongan barang	Berat bersih (Kg)		Nilai F.O.B. (U S \$)	
		Bulan ini	Kumulatif	Bulan ini	Kumulatif
		(1)	(2)	(3)	(4)
57033990	Carpets and other textile floor coverings, tufted, whether or not made up; of other man-made textile materials; other than prayer rugs	285.813	4.081.417	841.091	11.738.211
57039011	Prayer rugs; of cotton; other textile materials	-	95	-	115
57039019	Carpets and other textile floor coverings, tufted, whether or not made up; of cotton other textile materials; other than prayer rugs	0	128	4	1.384
57039022	Flooring carpets of a kind used for motor vehicles of headings 8702, 8703 or 8704; of jute fibres	-	58	-	407
57039029	Carpets and other textile floor coverings, tufted, whether or not made up; of jute fibres; other than those of HS 57031010 - 57031030	-	41	-	1.056
57039091	Floor mats of a kind used for motor vehicles of headings 8702, 8703 or 8704 of other textile materials; other than of cotton or of jute fibres	1.567	6.523	17.138	84.232
57039092	Prayer rugs, other than of cotton or of jute fibres	-	11	-	99
57039093	Flooring carpets of a kind used for motor vehicles of headings 8702, 8703 or 8704, of other textile materials; other than of cotton or of jute fibres	1.081	4.779	14.070	38.905
57039099	Carpets and other textile floor coverings, tufted, whether or not made up, of other textile materials; other than of cotton or of jute fibres; n.e.c. in heading 5703	16.456	86.413	14.720	89.516
57049000	Tiles, having a minimum surface area exceeding 1 m ² ; of felt, not tufted or flocked, whether or not made up	245.560	1.915.783	393.687	3.564.438
57050011	Prayer rugs of cotton, whether or not made up; other than those of heading 5701-5704	11.370	204.282	29.833	553.616
57050019	Carpets and other textile floor coverings, whether or not made up; of cotton; other than those of heading 5701-5704; other than prayer rug	988	62.221	2.905	209.472
57050021	Nonwoven floor coverings, of a kind used for motor vehicles of heading 8702, 8703 or 8704; other than those of heading 5701-5704; of jute fibres	-	44	-	391
57050029	Carpets and other textile floor coverings, other than those of heading 5701-5704; of jute fibres; other than those of HS 57050021	4.748	75.430	24.583	405.531
57050091	Prayer rugs other than those of heading 5701-5704; other than of cotton or of jute fibres	-	878	-	4.865
57050092	Nonwoven floor coverings, of a kind used for motor vehicles of heading 8702, 8703 or 8704; other than of cotton or of jute fibres; other than those of heading 5701-5704	81.614	867.778	512.531	5.605.008
57050099	Carpet and other textile floor coverings, whether or not made up, other than those of heading 5701-5704; other than of cotton or of jute fibres; n.e.c in heading 5705	23.307	615.240	171.449	3.828.742
58012210	Woven pile fabrics, other than fabrics of heading 5802 or 5806; cut corduroy; coated, covered or laminated; of cotton	-	0	-	7
58012290	Woven pile fabrics, other than fabrics of heading 5802 or 5806; cut corduroy; other than coated, covered or laminated; of cotton	91	1.946	5.666	483.684
58012710	Warp pile fabrics, other than fabrics of heading 5802 or 5806; coated, covered or laminated; of cotton	57	23.660	5	140.245
58012790	Warp pile fabrics, other than fabrics of heading 5802 or 5806; other than coated, covered or laminated; of cotton	-	61	-	904
58013610	Chenille fabrics, other than fabrics of heading 5802 or 5806; of man-made fibres; coated, covered or laminated	-	19.043	-	98.808
58013690	Chenille fabrics, other than fabrics of heading 5802 or 5806; of man-made fibres; other than coated, covered or laminated	-	22	-	195
58013711	Warp pile fabrics; coated, covered or laminated; with cut pile	5.064	105.087	89.458	1.689.706
58013712	Warp pile fabrics; coated, covered or laminated; with uncut pile	1.875	1.875	29.529	29.529

Tabel 3 : Ekspor Indonesia menurut Komoditi (Kode HS 8 digit)

Desember 2022

Kode H S	Uraian golongan barang	Berat bersih (Kg)		Nilai F.O.B. (U S \$)	
		Bulan ini	Kumulatif	Bulan ini	Kumulatif
(1)	(2)	(3)	(4)	(5)	(6)
58019091	Woven pile fabrics and chenille fabrics, other than fabrics of heading 5802 or 5806; other than of silk; coated, covered or laminated	-	2.260	-	505
58019099	Woven pile fabrics and chenille fabrics, other than fabrics of heading 5802 or 5806; other than of silk; other than coated, covered or laminated	106	6.536	115	26.251
58021090	Terry towelling and similar woven terry fabrics, of cotton; bleached	-	523	-	10.192
58022090	Terry towelling and similar woven terry fabrics, of other textile materials; other than of wool or fine animal hair	-	1	-	129
58023020	Tufted textile fabrics, other than products of heading 5703; woven, of cotton or of man-made fibres	-	676	-	2.239
58023030	Tufted textile fabrics, other than products of heading 5703; woven, of other materials	-	21	-	242
58023090	Tufted textile fabrics, other than heading 5703, other than of impregnated, coated or covered, of woven, of cotton or of man-made fibres or of other materials	1	1.652	1	41.897
58030010	Gauze, other than narrow fabrics of heading 5806; made of cotton	3.560	6.614	4.557	13.260
58030090	Gauze, other than narrow fabrics of heading 5806; other than of cotton, of man made fibres or of wool or fine animal hair	11.686	362.404	34.660	1.228.406
58041019	Tulles and other net fabrics, other than fabrics of headings 6002 to 6006; of silk; other than impregnated, coated, covered or laminated	10	5.264	2.281	44.479
58041021	Tulles and other net fabrics, other than fabrics of headings 6002 to 6006; of cotton; impregnated, coated, covered or laminated	-	1.135	-	6.429
58041029	Tulles and other net fabrics, other than fabrics of headings 6002 to 6006; of cotton; other than impregnated, coated, covered or laminated	-	794	-	9.824
58041091	Tulles and other net fabrics, other than fabrics of headings 6002 to 6006; other than of silk or of cotton; impregnated, coated, covered or laminated	-	840	-	9.034
58041099	Tulles and other net fabrics, other than fabrics of headings 6002 to 6006; other than of silk or of cotton; other than impregnated, coated, covered or laminated	15.611	93.417	114.125	840.045
58042110	Mechanically made lace; of man-made fibres; impregnated, coated, covered or laminated	0	374	30.841	45.330
58042190	Mechanically made lace; of man-made fibres; other than impregnated, coated, covered or laminated	48.667	365.367	485.381	3.696.240
58042910	Mechanically made lace; of other textile materials; impregnated, coated, covered or laminated	-	3.087	-	42.906
58042990	Mechanically made lace; of other textile materials; other than impregnated, coated, covered or laminated	672	4.510	657	40.534
58043000	Hand-made lace	1.492	6.913	16.694	84.973
58050010	Hand-woven tapestries of the type Gobelins, Flanders, Aubusson, Beauvais and the like, and needle-worked tapestries (for example, petit point, cross stitch), whether or not made up; of cotton	-	987	-	3.736
58050090	Hand-woven tapestries of the type Gobelins, Flanders, Aubusson, Beauvais and the like, and needle-worked tapestries (for example, petit point, cross stitch), whether or not made up; oth than of cotton	-	403	-	15.612
58061020	Woven pile fabrics (including terry towelling and similar terry fabrics) and chenille fabrics other than goods of heading 5807; of cotton	-	105	-	279
58061090	Woven pile fabrics (including terry towelling and similar terry fabrics) and chenille fabrics other than goods of heading 5807; other than of silik or of cotton	5	20.541	138	155.433

Tabel 3 : Ekspor Indonesia menurut Komoditi (Kode HS 8 digit)

Desember 2022

Kode H S	Uraian golongan barang	Berat bersih (Kg)		Nilai F.O.B. (U S \$)	
		Bulan ini	Kumulatif	Bulan ini	Kumulatif
(1)	(2)	(3)	(4)	(5)	(6)
58062010	Tape of a kind used to wrap the grips or handles of sports equipment; containing by weight 5 % or more of elastomeric yarn or rubber thread	42.291	436.265	1.343.381	15.253.224
58062090	Narrow woven fabrics, oth thn goods of heading 5807; containing by weight 5 % or more of elastomeric yarn or rubber thread; oth than tape of a kind use to wrap the grips or handles of sports equipment	70.313	539.002	770.506	8.696.291
58063110	Narrow woven fabrics suitable for the manufacture of inked ribbons for typewriters or similar machines; other woven fabrics; of cotton	-	16	-	29
58063120	Backing of a kind used for electrical insulating paper; other woven fabrics; of cotton	-	2	-	1
58063130	Ribbons of a kind used for making slide fasteners and of a width not exceeding 12 mm; other woven fabrics; of cotton	-	31	-	61
58063190	Other woven fabrics of cotton; other than those of HS 58063110 - 58063130	1.725	5.411	5.000	18.783
58063210	Narrow woven fabrics suitable for the manufacture of inked ribbons for typewriters or similar machines; safety seat belt fabrics; other woven fabrics; of man-made fibres	12	97	624	4.014
58063250	Ribbons of a kind used for making slide fasteners and of a width not exceeding 12 mm; other woven fabrics; of man-made fibres	-	4	-	113
58063290	Other woven fabrics of man-made fabrics; other than those of HS 58063210 or 58063240 or 58063250	16.743	283.722	182.083	2.102.530
58063910	Other woven fabrics; of other textile materials; of silk	-	43	-	510
58063991	Backing of a kind used for electrical insulating paper; other than of silk; of other textile materials	-	4	-	32
58063992	Narrow woven fabrics suitable for the manufacture of inked ribbons for typewriters or similar machines; other than of silk; of other than materials	-	61	-	1.572
58063993	Ribbons of a kind used for making slide fasteners and of a width not exceeding 12 mm; other than of silk; of other textile materials	3	57	26	518
58063999	Other woven fabrics of other textile materials; other than silk; other than those of HS 58063991 - 58063993	339	261.054	3.174	1.325.687
58064000	Fabrics consisting of warp without weft assembled by means of an adhesive (bolducs)	-	7.879	-	10.304
58071000	Labels, badges and similar articles of textile materials, in the piece, in strips or cut to shape or size, not embroidered; woven	1.320	8.863	17.735	749.649
58079010	Labels, badges and similar articles of textile materials, in the piece, in strips or cut to shape or size, not embroidered; of nonwoven fabrics	3	436	10	20.068
58079090	Labels, badges and similar articles of textile materials, in the piece, in strips or cut to shape or size, not embroidered; other than woven or of nonwoven fabrics	1.950	20.009	95.022	768.847
58081010	Braids in the piece; combined with rubber thread	8	74	113	851
58081090	Braids in the piece; other than combined with rubber thread	0	484	2	9.208
58089010	Ornamental trimmings in the piece, without embroidery, other than knitted or crocheted; tassels, pompons and similar articles; combined with rubber thread	13	88	17	2.404
58089090	Ornamental trimmings in the piece, without embroidery, other than knitted or crocheted; tassels, pompons and similar articles; other than combined with rubber thread	456	14.922	4.465	133.468
58090000	Woven fabrics of metal thread and woven fabrics of metallised yarn of heading 5605, of a kind used in apparel, as furnishing fabrics or for similar purposes, not elsewhere specified or included	202	977	3.445	16.778
58101000	Embroidery without visible ground, in the piece, in strips or in motifs	4.037	17.241	224.372	1.013.631
58109100	Embroidery with visible ground; of cotton; in the piece, in strips or in motifs	5.240	33.931	60.412	439.331

Tabel 3 : Ekspor Indonesia menurut Komoditi (Kode HS 8 digit)

Desember 2022

Kode H S	Uraian golongan barang	Berat bersih (Kg)		Nilai F.O.B. (U S \$)	
		Bulan ini	Kumulatif	Bulan ini	Kumulatif
(1)	(2)	(3)	(4)	(5)	(6)
58109200	Embroidery with visible ground; of man-made fibres; in the piece, in strips or in motifs	100.785	125.841	234.076	823.698
58109900	Embroidery with visible ground; of other textile materials; in the piece, in strips or in motifs	17.800	109.282	175.083	1.007.468
58110090	Quilted textile products in the piece, composed of one or more layers of textile materials assembled with padding by stitching/otherwise; oth than embroidery of heading 5810; n.e.c. in heading 5811	-	11.838	-	57.634
59011000	Textile fabrics coated with gum or amylaceous substances, of a kind used for the outer covers of books or the like	9.637	108.294	44.738	471.537
59019010	Textile fabrics coated with gum or amylaceous substances; tracing cloth	-	2	-	2
59019020	Textile fabrics coated with gum or amylaceous substances; prepared painting canvas	659	15.269	6.202	121.560
59019090	Textile fabrics coated with gum or amylaceous substances; buckram and similar stiffened textile fabrics of a kind used for hat foundations	961	10.764	4.337	128.800
59021011	Tyre cord fabric of high tenacity yarn; of nylon or other polyamides; of chafer fabric, rubberised; of nylon-6 yarn	168	608	1.806	9.597
59021019	Tyre cord fabric of high tenacity yarn; of nylon or other polyamides; of chafer fabric, rubberised; other than of nylon-6 yarn	8	32.963	28	464.001
59021091	Tyre cord fabric of high tenacity yarn; of nylon or other polyamides; other than chafer fabric, rubberised; of nylon-6 yarn	634.075	9.901.983	3.776.911	66.655.828
59021099	Tyre cord fabric of high tenacity yarn; of nylon or other polyamides; other than chafer fabric, rubberised; other than nylon-6 yarn	-	15.380	-	83.206
59022020	Tyre cord fabric of high tenacity yarn; of polyester; of chafer fabric, rubberised	2.001	28.486	23.527	381.096
59022091	Tyre cord fabric of high tenacity yarn of polyester; other than of chafer fabric, rubberised; containing cotton	-	124	-	971
59022099	Tyre cord fabric of high tenacity yarn of polyester; other than of chafer fabric, rubberised or containing cotton	693.913	12.536.344	2.384.929	41.545.122
59029000	Tyre cord fabric of high tenacity yarn; other than of nylon or other polyamides; other than of polyester	16	22	916	1.176
59031010	Textile fabrics impregnated, coated, covered or laminated with poly (vinyl chloride), other than those of heading 5902; with polyurethane; interlining	61.419	480.385	241.802	2.228.770
59031090	Textile fabrics impregnated, coated, covered or laminated with poly (vinyl chloride), other than those of heading 5902; with polyurethane; other than interlining	76.795	775.687	541.984	4.950.918
59032000	Textile fabrics impregnated, coated, covered or laminated with plastics, other than those of heading 5902; with polyurethane	314.475	2.832.396	2.713.031	28.449.765
59039010	Canvas-type fabrics impregnated, coated, covered or laminated with nylon or other polyamides	4.462	5.263	31.331	42.063
59039090	Textile fabrics impregnated, coated, covered or laminated with plastics, other than those of heading 5902; n.e.c. in heading 5903	57.237	414.039	437.693	2.611.112
59041000	Linoleum, whether or not cut to shape	-	191	-	1.858
59050010	Textile wall coverings of wool or fine or coarse animal hair	-	173	-	6.650
59050090	Textile wall coverings; other than of wool or fine or coarse animal hair	39	4.514	106	179.001
59061000	Adhesive tape of a width not exceeding 20 cm	238.420	2.945.005	888.791	10.899.119
59069100	Rubberised textile fabrics, other than those of heading 5902; knitted or crocheted; other than adhesive tape of a width not exceeding 20 cm	198	3.927	4.810	116.553
59069910	Rubberised sheeting suitable for hospital use; other than knitted or crocheted	-	7	-	0
59069990	Rubberised textile fabrics, other than those of heading 5902; n.e.c. in heading 5906	104.320	1.390.927	455.471	4.982.346

Tabel 3 : Ekspor Indonesia menurut Komoditi (Kode HS 8 digit)

Desember 2022

Kode H S	Uraian golongan barang	Berat bersih (Kg)		Nilai F.O.B. (U S \$)	
		Bulan ini	Kumulatif	Bulan ini	Kumulatif
(1)	(2)	(3)	(4)	(5)	(6)
59070030	Fabrics impregnated, coated or covered with fire resistant substances	-	169	-	4.493
59070040	Fabrics impregnated, coated or covered with flock velvet, the entire surface of which is covered with textile flock	-	19.214	-	67.555
59070090	Textile fabrics otherwise impregnated, coated or covered; painted canvas being theatrical scenery, studio back-cloths or the like; n.e.c. in heading 5907	65	140	8.556	15.197
59080010	Wicks; incandescent gas mantles	400	2.074	1.062	4.472
59080090	Textile woven, plaited or knitted, for lamps, stoves, lighters, candles or the like; tubular knitted gas mantle fabric therefor, whether or not impregnated	-	110.224	-	433.373
59090010	Textile hosepiping and similar textile tubing, with or without lining, armour or accessories of other materials; fire hoses	-	35	-	656
59090090	Textile hosepiping and similar textile tubing, with or without lining, armour or accessories of other materials; other than fire hoses	149	289	1.146	5.051
59100000	Transmission or conveyor belts or belting, of textile material, whether or not impregnated, coated, covered or laminated with plastics, or reinforced with metal or other material	352	3.305	951	163.167
59111000	Textile fabrics, felt & felt-lined woven fabrics, coat/cover w/ rubber, leather/oth, used for card clothing & technic purpose	9	10.692	1.692	88.054
59112000	Bolting cloth, whether or not made up	5.223	59.667	262.738	3.140.113
59113200	Textile fabrics and felts, endless or fitted with linking devices, used in paper-making or similar machines, weighing 650 g/m ² or more	206	1.056	2.021	38.429
59114000	Filtering or straining cloth of a kind used in oil presses or the like, including that of human hair	-	868	-	32.038
59119010	Textile products and articles, for technical uses, specified in Note 8 to this Chapter; gaskets and seals	1	4.940	45	117.595
59119090	Textile products and articles, for technical uses, specified in Note 8 to this Chapter; other than gaskets and seals	84.631	1.324.054	722.841	9.800.075
60011000	"Long pile" fabrics, knitted or crocheted	30.134	1.472.801	256.425	13.338.796
60012100	Looped pile fabrics; of cotton; knitted or crocheted	10.249	271.278	115.295	2.768.062
60012200	Looped pile fabrics; of man made fibres; knitted or crocheted	12.752	509.024	119.329	5.322.754
60012900	Looped pile fabrics; of other textile materials; knitted or crocheted	4.637	12.615	12.599	44.306
60019100	Pile fabrics, other than long pile fabrics and looped pile fabric; of cotton; knitted or crocheted	-	3.659	-	43.861
60019220	Pile fabrics of 100 % polyester staple fibres, of a width not less than 635 mm but not more than 762 mm, suitable for use in the manufacture of paint rollers; of man-made fibres	3	1.916	8	14.804
60019290	Pile fabrics, other than long pile fabrics & looped pile; of man-made fibre; other than pile fabrics of 100 % polyester staple fibres, of a width ≥ 635 mm but ≤ 762 mm & contain elastomeric yarn/rubber thread	21.221	201.585	131.223	1.000.110
60019900	Pile fabrics, other than "long pile" fabrics or looped pile fabric, knitted or crocheted; of other textile materials	39	472	1.932	20.174
60024000	Knitted or crocheted fabrics; containing by weight 5 % or more of elastomeric yarn or rubber thread, other than those of heading 6001	-	1.277	-	4.670
60029000	Knitted or crocheted fabrics of a width not exceeding 30 cm, of elastomeric yarn or rubber thread, other than those of heading 6001	8.664	135.424	76.704	1.325.035
60031000	Knitted or crocheted fabrics of a width not exceeding 30 cm, other than those of heading 6001 or 6002; of wool or fine animal hair	-	4	-	135
60032000	Knitted or crocheted fabrics of a width not exceeding 30 cm, other than those of heading 6001 or 6002; of cotton	135	1.326	187	5.494
60033000	Knitted or crocheted fabrics of a width not exceeding 30 cm, other than those of heading 6001 or 6002; of synthetic fibres	0	2.627	4	43.035

Tabel 3 : Ekspor Indonesia menurut Komoditi (Kode HS 8 digit)

Desember 2022

Kode H S	Uraian golongan barang	Berat bersih (Kg)		Nilai F.O.B. (U S \$)	
		Bulan ini	Kumulatif	Bulan ini	Kumulatif
		(1)	(2)	(3)	(4)
60039000	Knitted or crocheted fabrics of a width not exceeding 30 cm, other than those of heading 6001 or 6002; n.e.c. in heading 6003	20	1.075	546	15.305
60041010	Knitted or crocheted fabrics of a width exceeding 30 cm, containing by weight 5 % or more but not more than 20 % of elastomeric yarn but not containing rubber thread, other than those of heading 6001	36.386	933.992	237.741	6.554.024
60041090	Knitted or crocheted fabrics of a width exceeding 30 cm, containing by weight more than 20 % of elastomeric yarn but not containing rubber thread; other than those of heading 6001	253.004	2.970.336	1.894.157	22.886.907
60049000	Knitted or crocheted fabrics of a width exceeding 30 cm, containing by weight 5 % or more of elastomeric yarn containing rubber thread, other than those of heading 6001	60.426	750.420	699.736	9.146.216
60052100	Warp knit fabrics (including those made on galloon knitting machines), other than those of headings 6001 to 6004; of cotton; unbleached or bleached	168	840	1.373	6.357
60052200	Warp knit fabrics (including those made on galloon knitting machines), other than those of headings 6001 to 6004; of cotton; dyed	451	94.219	3.828	1.494.482
60052300	Warp knit fabrics (including those made on galloon knitting machines), other than those of headings 6001 to 6004; of cotton; of yarn of different colours	-	3	-	9
60052400	Warp knit fabrics (including those made on galloon knitting machines), other than those of headings 6001 to 6004; of cotton; printed	-	512	-	143
60053500	Warp knit fabrics (including those made on galloon knitting machines), other than those of headings 6001 to 6004; of synthetic fibres; fabrics specified in Subheading Note 1 to this Chapter	0	27	2	27
60053610	Knitted swimwear fabrics of polyester and polybutylene terephthalate in which polyester predominates by weight; unbleached or bleached; other than those of heading 6001 to 6004	-	353	-	4.627
60053690	Warp knit fabrics (incl those made on galloon knitting machines), other than those of headings 6001 to 6004; of synthetic fibres; unbleached or bleached; other than those of HS 60053610	10.353	220.310	47.852	643.060
60053710	Knitted swimwear fabrics of polyester and polybutylene terephthalate in which polyester predominates by weight; dyed; other than those of heading 6001 to 6004	-	66	-	422
60053790	Warp knit fabrics (incl those made on galloon knitting machines), other than those of headings 6001 to 6004; of synthetic fibres; dyed; other than those of HS 60053710	17.225	247.723	126.868	3.120.120
60053890	Warp knit fabrics (incl those made on galloon knitting machines), other than those of headings 6001 to 6004; of synthetic fibres; of yarns of different colours; other than those of HS 60053810	32.478	349.638	89.405	1.012.267
60053910	Knitted swimwear fabrics of polyester and polybutylene terephthalate in which polyester predominates by weight; printed	12.613	47.390	374.064	1.411.853
60053990	Warp knit fabrics (incl those made on galloon knitting machines), other than those of headings 6001 to 6004; of synthetic fibres; printed; other than those of HS 60053910	132	5.475	1.747	19.181
60054300	Warp knit fabrics (including those made on galloon knitting machines), other than those of headings 6001 to 6004; of artificial fibres; of yarn of different colours	-	1	-	5
60059010	Warp knit fabrics (including those made on galloon knitting machines), oth than in headings 6001-6004; oth than of cotton or of synthetic fibres or of artificial fibres; of wool or fine animal hair	-	10	-	4

Tabel 3 : Ekspor Indonesia menurut Komoditi (Kode HS 8 digit)

Desember 2022

Kode H S	Uraian golongan barang	Berat bersih (Kg)		Nilai F.O.B. (U S \$)	
		Bulan ini	Kumulatif	Bulan ini	Kumulatif
(1)	(2)	(3)	(4)	(5)	(6)
60059090	Warp knit fabrics (incl those made on galloon knitting machines), oth than in headings 6001-6004; oth than of cotton or of synthetic fibres or of artificial fibres; oth than of wool/ fine animal hair	1.197	239.076	8.485	1.681.308
60061000	Fabrics; knitted or crocheted fabrics, other than those of headings 6001 to 6005; of wool or fine animal hair	-	563	-	15.629
60062100	Fabrics; knitted or crocheted fabrics, other than those of headings 6001 to 6005; of cotton; unbleached or bleached	47	328.495	158	2.250.292
60062200	Fabrics; knitted or crocheted fabrics, other than those of headings 6001 to 6005; of cotton; dyed	406.246	3.615.194	2.190.509	21.895.987
60062300	Fabrics; knitted or crocheted fabrics, other than those of headings 6001 to 6005; of cotton; of yarn of different colours	350	36.887	360	405.957
60062400	Fabrics; knitted or crocheted fabrics, other than those of headings 6001 to 6005; of cotton; printed	9.151	117.133	112.396	1.250.667
60063110	Knitted or crocheted fabrics, other than those of headings 6001 to 6005 ; of synthetic fibres; nylon fibre mesh of a kind used as backing material for mosaic tiles; unbleached or bleached	-	72	-	20
60063120	Knitted or crocheted fabrics, other than those of headings 6001 to 6005; of synthetic fibres; elastic (combined with rubber threads); unbleached or bleached	10	1.959	26	18.638
60063190	Knitted or crocheted fabrics, other than of headings 6001 to 6005; of synthetic fibres; unbleached or bleached; other than those of HS 60063110 or 60063120	126.868	1.913.307	629.544	9.570.313
60063210	Knitted or crocheted fabrics, other than those of headings 6001 to 6005; of synthetic fibres; nylon fibre mesh of a kind used as backing material for mosaic tiles; dyed	-	5.598	-	32.531
60063290	Knitted or crocheted fabrics, other than of headings 6001 to 6005; of synthetic fibres; dyed; other than those of HS 60063210 or 60063220	127.519	1.423.201	912.177	11.139.184
60063310	Knitted or crocheted fabrics, other than those of headings 6001 to 6005; of synthetic fibres; elastic (combined with rubber threads); of yarn of different colours	-	4.125	-	25.060
60063390	Knitted or crocheted fabrics, other than of headings 6001 to 6005; of synthetic fibres; of yarns of different colours; other than those of HS 60063310	60.890	2.088.091	376.566	7.188.661
60063490	Knitted or crocheted fabrics, other than of headings 6001 to 6005; of synthetic fibres; printed; other than those of HS 60063410	54.853	74.680	147.726	308.939
60064110	Knitted or crocheted fabrics, other than those of headings 6001 to 6005; of artificial fibres; elastic (combined with rubber threads); unbleached or bleached	-	10.630	-	6.377
60064190	Knitted or crocheted fabrics, other than those of headings 6001 to 6005; of artificial fibres; other than elastic (combined with rubber threads); unbleached or bleached	-	4.931	-	20.366
60064210	Knitted or crocheted fabrics, other than those of headings 6001 to 6005; of artificial fibres; elastic (combined with rubber threads); dyed	-	2	-	11
60064290	Knitted or crocheted fabrics, other than those of headings 6001 to 6005; of artificial fibres; other than elastic (combined with rubber threads); dyed	11	6.917	31	39.713
60064310	Knitted or crocheted fabrics, other than those of headings 6001 to 6005; of artificial fibres; elastic (combined with rubber threads); of yarn of different colours	-	2	-	4
60064410	Knitted or crocheted fabrics, other than those of headings 6001 to 6005; of artificial fibres; elastic (combined with rubber threads); printed	-	1	-	1
60064490	Knitted or crocheted fabrics, other than those of headings 6001 to 6005; of artificial fibres; other than elastic (combined with rubber threads); printed	-	112	-	32

Tabel 3 : Ekspor Indonesia menurut Komoditi (Kode HS 8 digit)

Desember 2022

Kode H S	Uraian golongan barang	Berat bersih (Kg)		Nilai F.O.B. (U S \$)	
		Bulan ini	Kumulatif	Bulan ini	Kumulatif
(1)	(2)	(3)	(4)	(5)	(6)
60069000	Knitted or crocheted fabrics, other than those of headings 6001 to 6005; other than of wool or animal hair or of cotton or of synthetic fibres or of artificial fibres	144.655	1.107.401	741.918	4.546.759
61012000	Men's or boys' overcoats, car-coats, capes, cloaks, anoraks (including ski-jackets), wind-cheaters, wind-jackets and similar articles, knitted or crocheted, other than those of heading 6103; of cotton	65.793	3.001.579	1.573.561	45.258.062
61013000	Men's or boys' overcoats, car-coats, capes, cloaks, anoraks (incl ski-jackets), wind-cheaters, wind-jackets and similar articles, knitted /crocheted, oth than those of heading 6103; of man-made fibres	24.255	1.176.837	689.571	26.778.083
61019000	Men's or boys' overcoats, car-coats, capes, cloaks, anoraks(incl ski-jackets), wind-cheaters, wind-jackets&similar articles, knitted/crocheted,oth than those of heading 6103;of other textile materials	70.475	1.675.375	2.202.697	41.435.008
61021000	Women's or girls' overcoats, car-coats, capes, cloaks, anoraks(incl ski-jackets), wind-cheaters, wind-jackets&similar articles, knitted/crocheted,oth than those of heading 6104;of wool/fine animal hair	-	2.401	-	38.784
61022000	Women's or girls' overcoats, car-coats, capes, cloaks, anoraks (incl ski-jackets), wind-cheaters, wind-jackets and similar articles, knitted or crocheted, oth than those of heading 6104; of cotton	369.880	4.800.324	7.878.763	86.051.251
61023000	Women's or girls' overcoats, car-coats, capes, cloaks, anoraks(incl ski-jackets), wind-cheaters, wind-jackets & similar articles, knitted/crocheted,oth than those of heading 6104; of man-made fibres	44.772	1.862.270	870.466	40.528.406
61029000	Women's or girls' overcoats, car-coats, capes, cloaks, anoraks(incl ski-jackets), wind-cheaters, wind-jackets&similar articles, knitted/crocheted,oth than those of heading 6104;of oth textile materials	26.182	608.064	596.888	12.996.281
61031000	Men's or boys' suits, knitted or crocheted	100.806	1.430.733	1.900.480	28.144.337
61032200	Men's or boys' ensembles, knitted or crocheted; of cotton	63.237	453.202	1.422.781	11.117.986
61032300	Men's or boys' ensembles, knitted or crocheted; of synthetic fibres	3.245	190.855	42.171	2.851.281
61032900	Men's or boys' ensembles, knitted or crocheted; of other textile materials	47.281	423.157	1.071.899	11.876.578
61033100	Men's or boys' jackets and blazers, knitted or crocheted; of wool or fine animal hair	-	20	-	4.911
61033200	Men's or boys' jackets and blazers, knitted or crocheted; of cotton	1.585	559.822	45.784	9.823.782
61033300	Men's or boys' jackets and blazers, knitted or crocheted; of cotton	15.557	271.348	618.624	6.648.583
61033910	Men's or boys' jackets and blazers, knitted or crocheted; of other textile materials; ramie, linen or silk	182	185	12.082	12.881
61033990	Men's or boys' jackets and blazers, knitted or crocheted; of other textile materials; other than of ramie, linen or silk	37.682	710.295	800.858	17.859.384
61034100	Men's or boys' trousers, bib and brace overalls, breeches and shorts (other than swimwear), knitted or crocheted; of wool or fine animal hair	62	86	1.924	5.841
61034200	Men's or boys' trousers, bib and brace overalls, breeches and shorts (other than swimwear), knitted or crocheted; of cotton	559.409	10.713.594	10.556.851	182.588.192
61034300	Men's or boys' trousers, bib and brace overalls, breeches and shorts (other than swimwear), knitted or crocheted; of synthetic fibres	299.672	3.644.743	8.294.842	95.040.929
61034900	Men's or boys' trousers, bib and brace overalls, breeches and shorts (other than swimwear), knitted or crocheted; of other textile materials	386.985	2.594.091	7.970.619	57.151.493
61041300	Women's or girls' suits, knitted or crocheted; of synthetic fibres	1.810	95.463	21.570	1.827.055

Tabel 3 : Ekspor Indonesia menurut Komoditi (Kode HS 8 digit)

Desember 2022

Kode H S	Uraian golongan barang	Berat bersih (Kg)		Nilai F.O.B. (U S \$)	
		Bulan ini	Kumulatif	Bulan ini	Kumulatif
		(1)	(2)	(3)	(4)
61041920	Women's or girls' suits, knitted or crocheted; of other textile materials; of cotton	29	58.019	1.166	1.385.932
61041990	Women's or girls' suits, knitted or crocheted; of other textile materials; other than of cotton	88.265	547.087	1.247.512	6.665.441
61042200	Women's or girls' ensembles, knitted or crocheted; of cotton	16.253	122.426	550.152	2.274.794
61042300	Women's or girls' ensembles, knitted or crocheted; of synthetic fibres	28.128	93.301	581.162	1.877.307
61042900	Women's or girls' ensembles, knitted or crocheted; of other textile materials	18.745	205.576	341.466	3.154.708
61043100	Women's or girls' jackets and blazers, knitted or crocheted; of wool or fine animal hair	3	119	183	63.590
61043200	Women's or girls' jackets and blazers, knitted or crocheted; of cotton	16.792	534.274	568.628	15.972.931
61043300	Women's or girls' jackets and blazers, knitted or crocheted; of synthetic fibres	32.427	351.194	1.114.008	10.162.500
61043900	Women's or girls' jackets and blazers, knitted or crocheted; of other textile materials	2.345	95.918	3.661	1.740.317
61044100	Women's or girls' dresses, knitted or crocheted; of wool or fine animal hair	-	10.842	-	513.628
61044200	Women's or girls' dresses, knitted or crocheted; of cotton	463.850	4.229.326	9.742.301	86.847.343
61044300	Women's or girls' dresses, knitted or crocheted; of synthetic fibres	246.489	2.650.852	3.521.973	54.948.628
61044400	Women's or girls' dresses, knitted or crocheted; of artificial fibres	53.778	638.593	557.452	10.500.000
61044900	Women's or girls' dresses, knitted or crocheted; of other textile materials	510.599	5.008.226	3.622.151	34.094.702
61045100	Women's or girls' skirts and divided skirts, knitted or crocheted; of wool or fine animal hair	8	21	448	20.129
61045200	Women's or girls' skirts and divided skirts, knitted or crocheted; of cotton	53.781	422.145	1.188.110	9.455.055
61045300	Women's or girls' skirts and divided skirts, knitted or crocheted; of synthetic fibres	32.203	308.708	1.016.086	7.997.957
61045900	Women's or girls' skirts and divided skirts, knitted or crocheted; of other textile materials	14.246	113.908	189.149	1.515.667
61046100	Women's or girls' trousers, bib and brace overalls, breeches and shorts (other than swimwear), knitted or crocheted; of wool or fine animal hair	20	116	2.761	11.300
61046200	Women's or girls' trousers, bib and brace overalls, breeches and shorts (other than swimwear), knitted or crocheted; of cotton	1.273.180	21.748.412	25.809.943	429.366.059
61046300	Women's or girls' trousers, bib and brace overalls, breeches and shorts (other than swimwear), knitted or crocheted; of synthetic fibres	542.563	8.007.724	13.132.075	183.432.149
61046900	Women's or girls' trousers, bib and brace overalls, breeches and shorts (other than swimwear), knitted or crocheted; of other textile materials	468.763	2.557.422	11.921.779	60.904.167
61051000	Men's or boys' shirts, knitted or crocheted; of cotton	236.501	3.233.304	6.017.312	75.755.058
61052010	Men's or boys' shirts, knitted or crocheted; of man-made fibres; of synthetic fibres	161.454	2.572.139	5.103.472	60.118.390
61052020	Men's or boys' shirts, knitted or crocheted; of man-made fibres; of artificial fibres	6.956	966.327	150.635	26.332.449
61059000	Men's or boys' shirts, knitted or crocheted; of other textile materials	57.374	601.341	532.918	5.364.436
61061000	Women's or girls' blouses, shirts and shirt-blouses, knitted or crocheted; of cotton	356.402	5.034.752	8.605.576	100.234.664
61062000	Women's or girls' blouses, shirts and shirt-blouses, knitted or crocheted; of man-made fibres	107.360	1.312.013	2.414.455	31.521.049
61069000	Women's or girls' blouses, shirts and shirt-blouses, knitted or crocheted; of other textile materials	60.130	575.833	1.355.562	13.963.092
61071100	Men's or boys' underpants and briefs, knitted or crocheted; of cotton	45.797	561.853	552.413	10.765.759

Tabel 3 : Ekspor Indonesia menurut Komoditi (Kode HS 8 digit)

Desember 2022

Kode H S	Uraian golongan barang	Berat bersih (Kg)		Nilai F.O.B. (U S \$)	
		Bulan ini	Kumulatif	Bulan ini	Kumulatif
(1)	(2)	(3)	(4)	(5)	(6)
61071200	Men's or boys' underpants and briefs, knitted or crocheted; of man-made fibres	35.990	795.535	1.005.524	19.297.123
61071900	Men's or boys' underpants and briefs, knitted or crocheted; of other textile materials	39.224	677.892	1.200.933	21.969.356
61072100	Men's or boys' nightshirts and pyjamas, knitted or crocheted; of cotton	13	32.349	489	665.788
61072200	Men's or boys' nightshirts and pyjamas, knitted or crocheted; of man-made fibres	-	29.522	-	614.615
61072900	Men's or boys' nightshirts and pyjamas, knitted or crocheted; of other textile materials	328	1.479	6.221	36.004
61079100	Men's or boys' bathrobes, dressing gowns and similar articles, knitted or crocheted; of cotton	88.840	1.070.587	529.943	7.249.111
61079900	Men's or boys' bathrobes, dressing gowns and similar articles, knitted or crocheted; of other textile materials	862	29.248	12.053	654.522
61081100	Women's or girls' slips and petticoats, knitted or crocheted; of man-made fibres	3.857	60.164	121.931	1.693.037
61081920	Women's or girls' slips and petticoats, knitted or crocheted; of other textile materials; of wool or fine animal hair	2	2	235	235
61081930	Women's or girls' slips and petticoats, knitted or crocheted; of other textile materials; of cotton	10.002	30.050	245.477	2.363.049
61081940	Women's or girls' slips and petticoats, knitted or crocheted; of other textile materials; of silk	26	159	4.147	18.112
61081990	Women's or girls' slips and petticoats, knitted or crocheted; of other textile materials; other than of wool or fine animal hair, of cotton and of silk	15.900	253.453	187.398	3.895.292
61082100	Women's or girls' briefs and panties, knitted or crocheted; of cotton	45.868	343.468	1.487.099	11.487.835
61082200	Women's or girls' briefs and panties, knitted or crocheted; of man-made fibres	136.681	1.599.550	7.510.242	82.574.155
61082900	Women's or girls' briefs and panties, knitted or crocheted; of other textile materials	29.178	706.838	748.359	13.178.909
61083100	Women's or girls' nightdresses and pyjamas, knitted or crocheted; of cotton	43.742	868.659	959.558	14.933.600
61083200	Women's or girls' nightdresses and pyjamas, knitted or crocheted; of man-made fibres	84.440	1.785.969	2.065.765	37.131.208
61083900	Women's or girls' nightdresses and pyjamas, knitted or crocheted; of other textile materials	415	15.743	9.002	457.286
61089100	Women's or girls' negligees, bathrobes, dressing gowns and similar articles, knitted or crocheted; of cotton	19.540	460.273	370.203	8.726.091
61089200	Women's or girls' negligees, bathrobes, dressing gowns and similar articles, knitted or crocheted; of man-made fibres	11.191	211.924	618.747	5.457.147
61089900	Women's or girls' negligees, bathrobes, dressing gowns and similar articles, knitted or crocheted; of other textile materials	153	68.872	4.662	1.738.854
61091010	T-shirts, singlets and other vests, knitted or crocheted; of cotton; for men or boys	1.162.260	12.557.708	9.599.105	113.796.804
61091020	T-shirts, singlets and other vests, knitted or crocheted; of cotton; for women or girls	351.559	5.177.085	7.360.867	107.961.690
61099010	T-shirts, singlets and other vests, knitted or crocheted; of other textile materials; for men or boys, of ramie, linen or silk	144.608	2.065.026	2.328.786	37.704.509
61099020	T-shirts, singlets and other vests, knitted or crocheted; of other textile materials; for men or boys, of other textile materials	332.141	5.455.411	9.330.688	147.906.399
61099030	T-shirts, singlets and other vests, knitted or crocheted; of other textile materials; for women or girls	391.138	6.249.726	7.079.378	119.206.725
61101100	Jerseys, pullovers, cardigans, waistcoats and similar articles, knitted or crocheted; of wool	969	20.278	30.242	666.012
61101200	Jerseys, pullovers, cardigans, waistcoats and similar articles, knitted or crocheted; of kashmir (cashmere) goats	-	746	-	36.644

Tabel 3 : Ekspor Indonesia menurut Komoditi (Kode HS 8 digit)

Desember 2022

Kode H S	Uraian golongan barang	Berat bersih (Kg)		Nilai F.O.B. (U S \$)	
		Bulan ini	Kumulatif	Bulan ini	Kumulatif
		(1)	(2)	(3)	(4)
61101900	Jerseys, pullovers, cardigans, waistcoats and similar articles, knitted or crocheted; other than of wool and of kashmir (cashmere) goats	22.408	332.618	329.493	5.630.297
61102000	Jerseys, pullovers, cardigans, waistcoats and similar articles, knitted or crocheted; of cotton	2.559.677	45.643.727	56.047.913	869.312.038
61103000	Jerseys, pullovers, cardigans, waistcoats and similar articles, knitted or crocheted; of man-made fibres	823.057	13.466.110	21.167.988	322.079.158
61109000	Jerseys, pullovers, cardigans, waistcoats and similar articles, knitted or crocheted; of other textile materials	144.293	3.651.097	2.796.616	66.295.819
61112000	Babies' garments and clothing accessories, knitted or crocheted; of cotton	203.520	6.087.567	5.782.362	155.731.795
61113000	Babies' garments and clothing accessories, knitted or crocheted; of synthetic fibres	15.953	1.225.625	685.551	29.287.254
61119010	Babies' garments and clothing accessories, knitted or crocheted; of other textile materials; of wool or fine animal hair	4.655	71.330	27.707	191.319
61119090	Babies' garments and clothing accessories, knitted or crocheted; of other textile materials; other than of wool or fine animal hair	42.334	549.845	697.942	9.199.200
61121100	Track suits, knitted or crocheted; of cotton	4.085	169.852	35.553	3.655.918
61121200	Track suits, knitted or crocheted; of synthetic	68.215	886.611	1.985.182	20.311.954
61121900	Track suits, knitted or crocheted; of other textile materials	8.749	32.393	45.721	538.492
61122000	Ski suits, knitted or crocheted	-	1	-	60
61123100	Men's or boys' swimwear, knitted or crocheted; of synthetic fibres	3.175	39.480	87.668	1.138.980
61123900	Men's or boys' swimwear, knitted or crocheted; of othertextile materials	468	16.874	14.145	439.328
61124110	Women's or girls' swimwear; mastectomy swimwear (post breast surgery swimwear); of synthetic fibres	138.755	2.121.850	5.310.662	66.752.731
61124190	Women's or girls' swimwear; other than mastectomy swimwear (post breast surgery swimwear); of synthetic fibres	134.463	2.243.384	5.848.034	75.465.572
61124910	Women's or girls' swimwear; mastectomy swimwear (post breast surgery swimwear); of other textile materials	-	36	-	5.698
61124990	Women's or girls' swimwear; other than mastectomy swimwear (post breast surgery swimwear); of other textile materials	20.624	131.023	1.083.387	7.420.324
61130010	Divers' suits (wetsuits), made up of knitted or crocheted fabrics of heading 5903, 5906 or 5907	-	8.257	-	87.649
61130030	Garments used for protection from fire, made up of knitted or crocheted fabrics of heading 5903, 5906 or 5907	-	1	-	112
61130040	Other protective work garments, made up of knitted or crocheted fabrics of heading 5903, 5906 or 5907	91	159	25	174
61130090	Garments, made up of knitted or crocheted fabrics of heading 5903, 5906 or 5907; other than divers' suits (wetsuits) or garments used for protection from fire or other protective work garments	12.568	132.956	353.672	3.150.423
61142000	Other garments, knitted or crocheted; of cotton	280.886	1.965.403	6.477.340	44.637.675
61143020	Garments used for protection from fire, knitted or crocheted; of man made fibres	31.348	271.916	841.832	7.855.381
61143090	Other garments, knitted or crocheted; of man-made fibres; other than used for protection from fire	153.981	1.663.872	4.394.548	42.589.083
61149010	Other garments, knitted or crocheted; of wool or fine animal hair	13	175	590	6.773
61149090	Other garments, knitted or crocheted; of other textile materials (other than of wool or fine animal hair)	95.634	905.900	2.353.017	21.773.013
61151090	Graduated compression hosiery, knitted or crocheted; other than stockings for varicose veins, of synthetic fibres	91	1.636	2.872	40.508
61152100	Panty hose and tights, knitted or crocheted of synthetic fibres, measuring per single yarn less than 67 decitex; other than graduated compression hosiery	390	5.133	13.250	254.818

Tabel 3 : Ekspor Indonesia menurut Komoditi (Kode HS 8 digit)

Desember 2022

Kode H S	Uraian golongan barang	Berat bersih (Kg)		Nilai F.O.B. (U S \$)	
		Bulan ini	Kumulatif	Bulan ini	Kumulatif
(1)	(2)	(3)	(4)	(5)	(6)
61152200	Panty hose and tights, knitted or crocheted; of synthetic fibres, measuring per single yarn 67 decitex or more; other than graduated compression hosiery	31	80.885	1.715	2.469.539
61152910	Other panty hose and tights, knitted or crocheted; of cotton	300	92.724	27	1.389.143
61152990	Other panty hose and tights, knitted or crocheted; of other textile materials (other than of cotton)	863	13.136	22.498	586.974
61153090	Women's full-length or knee-length hosiery, measuring per single yarn less than 67 decitex, knitted or crocheted, other than of cotton; other than graduated compression hosiery	172	2.308	234	3.682
61159400	Footwear without applied soles, knitted or crocheted; of wool or fine animal hair	-	33	-	183
61159500	Footwear without applied soles, knitted or crocheted; of cotton	477.984	7.484.822	6.603.526	97.268.498
61159600	Footwear without applied soles, knitted or crocheted; of synthetic fibres	23.638	337.773	441.247	5.004.076
61159900	Footwear without applied soles, knitted or crocheted; of other textile materials (other than of wool or fine animal hair, cotton and synthetic fibres)	28.694	658.412	368.299	10.806.854
61161010	Drivers' gloves, knitted or crocheted; impregnated, coated, covered or laminated with plastics or rubber	2.287	178.827	123.195	3.826.524
61161090	Gloves, mittens and mitts, knitted or crocheted; impregnated, coated, covered or laminated with plastics or rubber; other than drivers' gloves	57.246	662.395	1.798.842	19.705.086
61169100	Gloves, mittens and mitts, knitted or crocheted; other than impregnated, coated, covered or laminated with plastics or rubber; of wool or fine animal hair	-	9.932	-	311.730
61169200	Gloves, mittens and mitts, knitted or crocheted; other than impregnated, coated, covered or laminated with plastics or rubber; of cotton	21.269	310.408	75.284	1.142.230
61169300	Gloves, mittens and mitts, knitted or crocheted; other than impregnated, coated, covered or laminated with plastics or rubber; of synthetic fibres	261.402	3.495.512	5.032.979	80.640.673
61169900	Gloves, mittens & mitts, knitted/crocheted; oth than impregnated, coated, covered/laminated with plastics/rubber; of oth textile materials (oth than of wool/fine animal hair, cotton&synthetic fibres)	283.327	4.028.297	645.151	10.330.758
61171010	Shawls, scarves, mufflers, mantillas, veils and the like, knitted or crocheted; of cotton	473	5.825	5.036	48.258
61171090	Shawls, scarves, mufflers, mantillas, veils and the like, knitted or crocheted; of other than cotton	4.032	142.842	154.293	1.559.823
61178011	Ties, bow ties and cravats, knitted or crocheted; of wool or fine animal hair	-	1	-	15
61178019	Ties, bow ties and cravats, knitted or crocheted; of other than wool or fine animal hair	19	6.406	242	476.641
61178020	Wrist bands, knee bands or ankle bands, knitted or crocheted	3	326	126	22.612
61178090	Other made up clothing accessories, knitted or crocheted; other than shawls, scarves, mufflers, mantillas, veils and the like, ties, bow ties and cravats, wrist bands, knee bands or ankle bands	15.674	216.994	150.897	3.480.713
61179000	Knitted or crocheted parts of garments or of clothing accessories	51	13.362	273	108.133
62012010	Men's or boys' overcoats, raincoats, car-coats, cloaks, capes, ponchos, three-quarter coats, greatcoats, hooded capes & similar articles, other than those of heading 6203; of wool or fine animal hair	15.488	190.756	1.244.769	12.699.183
62012090	Men's or boys' anoraks (including ski-jackets), wind-cheaters, wind-jackets and similar articles, other than those of heading 6203; of wool or fine animal hair	19.472	616.070	884.789	15.336.852
62013010	Men's or boys' overcoats, raincoats, car-coats, cloaks, capes, ponchos, three-quarter coats, greatcoats, hooded capes and similar articles, other than those of heading 6203; of cotton	174.407	341.195	3.311.982	7.246.741

Tabel 3 : Ekspor Indonesia menurut Komoditi (Kode HS 8 digit)

		Desember 2022			
Kode H S	Uraian golongan barang	Berat bersih (Kg)		Nilai F.O.B. (U S \$)	
		Bulan ini	Kumulatif	Bulan ini	Kumulatif
(1)	(2)	(3)	(4)	(5)	(6)
62013090	Men's or boys' anoraks (including ski-jackets), wind-cheaters, wind-jackets and similar articles, other than those of heading 6203; of cotton	173.141	2.686.336	2.206.458	30.584.285
62014010	Men's or boys' overcoats, raincoats, car-coats, cloaks, capes, ponchos, three-quarter coats, greatcoats, hooded capes and similar articles, other than those of heading 6203; of man-made fibres	174.844	3.582.634	9.433.656	134.721.584
62014090	Men's or boys' anoraks (including ski-jackets), wind-cheaters, wind-jackets and similar articles, other than those of heading 6203; of man-made fibres	100.475	3.725.519	6.011.400	158.206.111
62019011	Men's or boys' overcoats, raincoats, car-coats, cloaks, capes, ponchos, three-quarter coats, greatcoats, hooded capes and similar articles, other than those of heading 6203; of silk	727	826.009	70.717	38.424.315
62019019	Men's or boys' anoraks (including ski-jackets), wind-cheaters, wind-jackets and similar articles, other than those of heading 6203; of silk	31.986	97.173	886.095	2.568.832
62019021	Men's or boys' overcoats, raincoats, car-coats, cloaks, capes, ponchos, three-quarter coats, greatcoats, hooded capes and similar articles, other than those of heading 6203; of ramie	-	2.062	-	11.477
62019029	Men's or boys' anoraks (including ski-jackets), wind-cheaters, wind-jackets and similar articles, other than those of heading 6203; of ramie	607	17.516	464	169.376
62019090	Men's/boys' overcoats,car-coats,capes,cloaks,anoraks(including ski-jackets),wind-cheaters,wind-jackets&similar article, oth than those of heading 6203;of oth textile material (oth than of silk&ramie)	66.317	1.825.028	2.419.130	62.900.647
62022010	Women's or girls' overcoats, raincoats, car-coats, cloaks, capes, ponchos, three-quarter coats, greatcoats, hooded capes & similar articles, other than those of heading 6204; of wool/fine animal hair	5.814	102.642	706.243	8.008.778
62022090	Women's or girls' anoraks (including ski-jackets), wind-cheaters, wind-jackets and similar articles, other than those of heading 6204; of wool or fine animal hair	13.919	490.574	430.280	9.254.511
62023010	Women's or girls' overcoats, raincoats, car-coats, cloaks, capes, ponchos, three-quarter coats, greatcoats, hooded capes and similar articles, other than those of heading 6204; of cotton	-	13.899	-	669.011
62023090	Women's or girls' anoraks (including ski-jackets), wind-cheaters, wind-jackets and similar articles, other than those of heading 6204; of cotton	37.911	238.102	972.375	6.027.801
62024010	Women's or girls' overcoats, raincoats, car-coats, cloaks, capes, ponchos, three-quarter coats, greatcoats, hooded capes and similar articles, other than those of heading 6204; of man-made fibres	31.354	1.246.359	1.534.726	39.256.512
62024090	Women's or girls' anoraks (including ski-jackets), wind-cheaters, wind-jackets and similar articles, other than those of heading 6204; of man-made fibres	120.526	2.620.116	6.676.085	90.073.424
62029010	Women's or girls' overcoats, car-coats, capes, cloaks, anoraks (including ski-jackets), wind-cheaters, wind-jackets and similar articles, other than those of heading 6204; of silk	18	1.371	979	72.945
62029020	Women's or girls' overcoats, car-coats, capes, cloaks, anoraks (including ski-jackets), wind-cheaters, wind-jackets and similar articles, other than those of heading 6204; of ramie	-	12	-	751
62029090	Women's/girls' overcoats,car-coats,capes,cloaks,anoraks(incl ski-jackets),wind-cheaters,wind-jackets&similar articles, oth than those of heading 6204;of oth textile materials (oth than of silk&ramie)	39.687	843.043	1.507.865	30.761.889
62031100	Men's or boys' suits; of wool or fine animal hair	76.961	823.073	1.173.990	7.709.534
62031200	Men's or boys' suits; of synthetic fibres	124.200	1.322.613	2.931.028	32.178.140

Tabel 3 : Ekspor Indonesia menurut Komoditi (Kode HS 8 digit)

Desember 2022

Kode H S	Uraian golongan barang	Berat bersih (Kg)		Nilai F.O.B. (U S \$)	
		Bulan ini	Kumulatif	Bulan ini	Kumulatif
(1)	(2)	(3)	(4)	(5)	(6)
62031911	Men's or boys' suits; of cotton; printed by traditional batik process	1.080	46.838	3.548	860.667
62031919	Men's or boys' suits; of cotton; other than printed by traditional batik process	14.995	538.821	469.485	11.135.142
62031921	Men's or boys' suits; of silk; printed by traditional batik process	549	8.814	14.330	252.633
62031929	Men's or boys' suits; of silk; other than printed by traditional batik process	58	23.629	4.166	654.346
62031990	Men's or boys' suits; of other textile materials (other than of cotton and silk)	131.880	2.146.251	3.842.910	51.696.828
62032210	Men's or boys' ensembles; of cotton; printed by traditional batik process	-	4	-	704
62032290	Men's or boys' ensembles; of cotton; other than printed by traditional batik process	112	7.469	1.982	182.115
62032300	Men's or boys' ensembles; of synthetic fibres	17	250	48	7.694
62032910	Men's or boys' ensembles; of wool or fine animal hair	-	1	-	67
62032990	Men's or boys' ensembles; of other textile materials (other than of wool or fine animal hair)	1.590	9.643	2.488	26.752
62033100	Men's or boys' jackets and blazers; of wool or fine animal hair	13.484	226.857	745.824	13.136.693
62033210	Men's or boys' jackets and blazers; of cotton; printed by traditional batik process	-	54	-	596
62033290	Men's or boys' jackets and blazers; of cotton; other than printed by traditional batik process	17.214	1.800.343	534.671	41.797.662
62033300	Men's or boys' jackets and blazers; of synthetic fibres	148.882	2.001.962	2.441.404	34.095.773
62033900	Men's or boys' jackets and blazers; of other textile materials (other than of wool or fine animal hair, cotton and synthetic fibres)	238.573	3.133.035	9.401.843	114.891.234
62034100	Men's or boys' trousers, bib and brace overalls, breeches and shorts (other than swimwear); of wool or fine animal hair	8.073	163.181	470.100	8.197.930
62034210	Men's or boys' bib and brace overalls; of cotton	3.427	138.410	107.502	3.715.761
62034290	Men's or boys' trousers, breeches and shorts (other than swimwear); of cotton	920.889	14.186.563	24.031.822	318.092.653
62034300	Men's or boys' trousers, bib and brace overalls, breeches and shorts (other than swimwear); of synthetic fibres	823.670	9.188.510	26.261.118	279.799.105
62034910	Men's or boys' trousers, bib and brace overalls, breeches and shorts (other than swimwear); of silk	8.669	398.905	281.594	15.846.935
62034990	Men's or boys' trousers, bib and brace overalls, breeches and shorts (other than swimwear); of other textile materials (other than of silk)	630.571	7.824.467	6.819.900	73.760.188
62041100	Women's or girls' suits; of wool or fine animal hair	32	296	908	9.989
62041210	Women's or girls' suits; of cotton; printed by traditional batik process	-	5.042	-	85.238
62041290	Women's or girls' suits; of cotton; other than printed by traditional batik process	106.910	1.150.166	2.266.602	22.283.661
62041300	Women's or girls' suits; of synthetic fibres	22.679	302.957	610.676	7.784.457
62041911	Women's or girls' suits; of silk; printed by traditional batik process	55	12.882	207	315.349
62041919	Women's or girls' suits; of silk; other than printed by traditional batik process	7.862	197.740	229.587	4.693.210
62041990	Women's or girls' suits; of other textile materials (other than of silk)	115.705	649.115	2.812.285	19.856.323
62042100	Women's or girls' ensembles; of wool or fine animal hair	-	1.028	-	32.712
62042210	Women's or girls' ensembles; of cotton; printed by traditional batik process	-	12	-	41
62042290	Women's or girls' ensembles; of cotton; other than printed by traditional batik process	163	5.037	23.640	156.595
62042300	Women's or girls' ensembles; of synthetic fibres	682	34.242	29.969	759.927
62042910	Women's or girls' ensembles; of silk	-	35	-	11.798
62042990	Women's or girls' ensembles; of other textile materials (other than of silk)	5.712	103.320	543.665	5.189.799

Tabel 3 : Ekspor Indonesia menurut Komoditi (Kode HS 8 digit)

Desember 2022

Kode H S	Uraian golongan barang	Berat bersih (Kg)		Nilai F.O.B. (U S \$)	
		Bulan ini	Kumulatif	Bulan ini	Kumulatif
(1)	(2)	(3)	(4)	(5)	(6)
62043100	Women's or girls' jackets and blazers; of wool or fine animal hair	6.276	56.705	295.864	3.319.606
62043210	Women's or girls' jackets and blazers; of cotton; printed by traditional batik process	0	329	38	3.425
62043290	Women's or girls' jackets and blazers; of cotton; other than printed by traditional batik process	40.094	388.083	1.060.601	12.404.922
62043300	Women's or girls' jackets and blazers; of synthetic fibres	49.178	1.086.228	1.504.378	29.473.625
62043911	Women's or girls' jackets and blazers; of silk; printed by traditional batik process	-	71	-	1.283
62043919	Women's or girls' jackets and blazers; of silk; other than printed by traditional batik process	18	1.130	53	36.247
62043990	Women's or girls' jackets and blazers; of other textile materials (other than of silk)	15.851	199.186	472.280	5.458.344
62044100	Women's or girls' dresses; of wool or fine animal hair	39	54.035	2.956	1.728.492
62044210	Women's or girls' dresses; of cotton; printed by traditional batik process	672	15.365	27.370	521.483
62044290	Women's or girls' dresses; of cotton; other than printed by traditional batik process	287.186	3.435.327	6.865.538	79.725.067
62044300	Women's or girls' dresses; of synthetic fibres	473.891	5.360.782	17.065.427	181.411.389
62044400	Women's or girls' dresses; of artificial fibres	207.277	2.091.040	6.165.348	60.281.859
62044910	Women's or girls' dresses; of other textile materials (other than of wool or fine animal hair, cotton, synthetic fibres and artificial fibres); printed by traditional batik process	41	7.038	13.513	696.911
62044990	Women's or girls' dresses; of other textile materials (other than of wool or fine animal hair, cotton, synthetic fibres and artificial fibres); other than printed by traditional batik process	253.398	2.005.039	6.442.079	44.366.002
62045100	Women's or girls' skirts and divided skirts; of wool or fine animal hair	750	15.772	43.703	740.453
62045210	Women's or girls' skirts and divided skirts; of cotton; printed by traditional batik process	422	12.522	12.811	446.827
62045290	Women's or girls' skirts and divided skirts; of cotton; other than printed by traditional batik process	37.159	770.978	857.498	16.856.663
62045300	Women's or girls' skirts and divided skirts; of synthetic fibres	50.584	1.053.658	1.823.048	30.813.331
62045910	Women's or girls' skirts and divided skirts; of other textile material (other than of wool or fine animal hair, cotton and synthetic fibres); printed by traditional batik process	409	5.256	4.460	229.423
62045990	Women's or girls' skirts and divided skirts; of other textile material (other than of wool or fine animal hair, cotton and synthetic fibres); other than printed by traditional batik process	75.987	866.143	1.506.100	18.666.452
62046100	Women's or girls' trousers, bib and brace overalls, breeches and shorts (other than swimwear); of wool or fine animal hair	3.550	25.580	188.139	1.376.828
62046200	Women's or girls' trousers, bib and brace overalls, breeches and shorts (other than swimwear); of cotton	655.976	8.975.536	17.090.126	209.243.277
62046300	Women's or girls' trousers, bib and brace overalls, breeches and shorts (other than swimwear); of synthetic fibres	444.098	5.249.104	14.392.645	144.886.786
62046900	Women's or girls' trousers, bib and brace overalls, breeches and shorts (other than swimwear); of other textile materials (other than of wool or fine animal hair, cotton and synthetic fibres)	568.699	7.212.504	31.262.062	178.592.972
62052010	Men's or boys' shirts; of cotton; printed by traditional batik process	220	18.010	9.717	96.828
62052020	Men's or boys' shirts; of cotton; barong tagalog	4.984	51.488	203.198	1.455.345
62052090	Men's or boys' shirts; of cotton; other than printed by traditional batik process or barong tagalog	640.485	8.282.272	19.550.899	243.582.258
62053010	Men's or boys' shirts; of man-made fibres; barong tagalog	4.893	76.315	52.102	1.025.153
62053090	Men's or boys' shirts; of man-made fibres; other than barong tagalog	487.659	4.734.339	11.479.199	101.377.896
62059010	Men's or boys' shirts; of wool or fine animal hair	4	5.733	351	375.752

Tabel 3 : Ekspor Indonesia menurut Komoditi (Kode HS 8 digit)

Desember 2022

Kode H S	Uraian golongan barang	Berat bersih (Kg)		Nilai F.O.B. (U S \$)	
		Bulan ini	Kumulatif	Bulan ini	Kumulatif
(1)	(2)	(3)	(4)	(5)	(6)
62059091	Men's or boys' shirts; of other textile materials (other than of wool or fine animal hair); printed by traditional batik process	27.030	313.357	1.073.489	11.111.229
62059092	Men's or boys' shirts; of other textile materials (other than of wool or fine animal hair); barong tagalog	3	78	195	993
62059099	Men's or boys' shirts; of other textile materials (other than of wool or fine animal hair); other than printed by traditional batik process or barong tagalog	132.732	1.396.276	4.697.736	39.223.320
62061010	Women's or girls' blouses, shirts and shirt-blouses; of silk or silk waste; printed by traditional batik process	26	455	90	5.614
62061090	Women's or girls' blouses, shirts and shirt-blouses; of silk or silk waste; other than printed by traditional batik process	58.344	292.628	2.061.366	11.073.222
62062000	Women's or girls' blouses, shirts and shirt-blouses; of wool or fine animal hair	240	921	8.241	68.471
62063010	Women's or girls' blouses, shirts and shirt-blouses; of cotton; printed by traditional batik process	521	35.187	18.127	1.530.408
62063090	Women's or girls' blouses, shirts and shirt-blouses; of cotton; other than printed by traditional batik process	321.881	3.574.946	9.500.928	116.245.853
62064000	Women's or girls' blouses, shirts and shirt-blouses; of man-made fibres	955.119	12.450.126	26.934.809	365.336.786
62069000	Women's or girls' blouses, shirts and shirt-blouses; of other textile materials (other than of silk or silk waste, wool or fine animal hair, cotton and man-made fibres)	76.016	854.124	3.315.493	23.555.513
62071100	Men's or boys' underpants and briefs; of cotton	28.253	667.033	597.082	13.966.521
62071900	Men's or boys' underpants and briefs; of other textile materials (other than of cotton)	823	27.417	30.985	450.064
62072110	Men's or boys' nightshirts and pyjamas; of cotton; printed by traditional batik process	-	2	-	75
62072190	Men's or boys' nightshirts and pyjamas; of cotton; other than printed by traditional batik process	14.310	94.309	263.621	1.974.865
62072200	Men's or boys' nightshirts and pyjamas; of man-made fibres	903	11.590	58.554	398.198
62072910	Men's or boys' nightshirts and pyjamas; of silk	-	17	-	1.272
62072990	Men's or boys' nightshirts and pyjamas; of other textile materials (other than of silk, cotton and man-made fibres)	34	10.450	836	94.824
62079100	Men's or boys' singlets and other vests, bathrobes, dressing gowns and similar articles; of cotton	20.878	461.414	455.563	12.723.227
62079910	Men's or boys' singlets and other vests, bathrobes, dressing gowns and similar articles; of man-made fibres	6.540	75.810	551.852	3.551.416
62079990	Men's or boys' singlets and other vests, bathrobes, dressing gowns and similar articles; of other textile materials (other than of cotton and man-made fibres)	63.515	555.734	489.766	3.583.387
62081100	Women's or girls' slips and petticoats; of man-made fibres	207.286	1.264.685	5.712.425	32.359.590
62081900	Women's or girls' slips and petticoats; of other textile materials (other than of man-made fibres)	41.043	555.836	249.519	5.571.160
62082110	Women's or girls' nightdresses and pyjamas; of cotton; printed by traditional batik process	-	537	-	14.814
62082190	Women's or girls' nightdresses and pyjamas; of cotton; other than printed by traditional batik process	11.870	381.876	472.706	13.110.398
62082200	Women's or girls' nightdresses and pyjamas; of man-made fibres	116.889	1.270.433	5.757.136	52.027.873
62082910	Women's or girls' nightdresses and pyjamas; of other textile materials (other than of cotton and man-made fibres); printed by traditional batik process	-	225	-	5.465
62082990	Women's or girls' nightdresses and pyjamas; of other textile materials (other than of cotton and man-made fibres); other than printed by traditional batik process	24.611	232.249	498.128	3.308.066
62089110	Women's or girls' singlets and other vests, briefs, panties, negligees, bathrobes, dressing gowns and similar articles; of cotton; printed by traditional batik process	115	1.839	749	28.725
62089190	Women's or girls' singlets and other vests, briefs, panties, negligees, bathrobes, dressing gowns and similar articles; of cotton; other than printed by traditional batik process	6.853	277.026	176.665	6.724.964

Tabel 3 : Ekspor Indonesia menurut Komoditi (Kode HS 8 digit)

Desember 2022

Kode H S	Uraian golongan barang	Berat bersih (Kg)		Nilai F.O.B. (U S \$)	
		Bulan ini	Kumulatif	Bulan ini	Kumulatif
		(1)	(2)	(3)	(4)
62089210	Women's or girls' singlets and other vests, briefs, panties, negligees, bathrobes, dressing gowns and similar articles; of man-made fibres; printed by traditional batik process	666	23.683	14.816	948.617
62089290	Women's or girls' singlets and other vests, briefs, panties, negligees, bathrobes, dressing gowns and similar articles; of man-made fibres; other than printed by traditional batik process	15.632	304.022	697.486	11.235.586
62089910	Women's or girls' singlets and other vests, briefs, panties, negligees, bathrobes, dressing gowns and similar articles; of wool or fine animal hair	-	1.190	-	59.314
62089990	Women's/girls' singlets and other vests, briefs, panties, negligees, bathrobes, dressing gowns & similar articles; of oth textile materials (oth than of cotton, man-made fibres, wool/fine animal hair)	602	52.833	9.889	837.593
62092030	Babies' t-shirts, shirts, pyjamas and similar articles; of cotton	119.349	2.257.395	1.876.223	37.010.801
62092040	Babies' suits, pants and similar articles; of cotton	65.774	720.339	371.724	5.759.560
62092090	Babies' garments and clothing accessories (other than t-shirts, shirts, pyjamas, suits, pants and similar articles); of cotton	28.647	418.560	987.254	13.657.325
62093010	Babies' suits, pants and similar articles; of synthetic fibres	6.764	722.895	76.989	15.185.925
62093030	Babies' t-shirts, shirts, pyjamas and similar articles; of synthetic fibres	41.429	152.325	419.549	2.672.688
62093040	Babies' clothing accessories; of synthetic fibres	391	7.535	23.904	295.318
62093090	Babies' garments (other than t-shirts, shirts, pyjamas, suits, pants and similar articles); of synthetic fibres	2.387	35.756	68.331	544.943
62099000	Babies' garments and clothing accessories; of other textile materials (other than of cotton and synthetic fibres)	13.700	117.697	480.988	3.849.196
62101011	Garments used for protection from chemical substances, radiation or fire; made up of fabrics of heading 5602, 5603	-	774	-	6.531
62101019	Protective work garments; other than used for protection from chemical substances, radiation or fire; made up of fabrics of heading 5602, 5603	75.163	470.311	248.066	3.179.615
62101090	Garments, other than protective work garments; made up of fabrics of heading 5602 or 5603	180.532	1.369.069	1.810.433	11.023.670
62102020	Garments used for protection from fire; of the type described in heading 6201	-	2.332	-	279.890
62102040	Other protective work garments; other than used for protection from fire, chemical substances or radiation; of the type described in heading 6201	4.324	43.620	501.058	3.673.037
62102090	Garments; other than used for protection from fire, chemical substances, radiation or for protective work; of the type described in heading 6201	2.905	352.871	160.646	10.324.837
62103020	Garments used for protection from fire; of the type described in heading 6202	-	12	-	1.191
62103030	Garments used for protection from chemical substances or radiation; of the type described in heading 6202	-	17	-	1.296
62103040	Other protective work garments, other than used for protection from fire or chemical substances or radiation; of the type described in heading 6202	6	9	10	737
62103090	Garments; other than used for protection from fire, chemical substances, radiation or for protective work; of the type described in heading 6202	10.662	220.788	260.136	5.678.683
62104010	Men's or boys' garments; used for protection from fire	6.714	149.362	365.545	4.150.570
62104020	Men's or boys' garments; used for protection from chemical substances or radiation	2	14.249	9	499.155
62104090	Men's or boys' garments, other than used for protection from fire or chemical substances or radiation	15.656	648.853	587.566	21.286.832
62105010	Women's or girls' garments; used for protection from fire	35.000	634.456	280.596	5.790.266
62105090	Women's or girls' garments, other than used for protection from fire or chemical substances or radiation	257.339	3.726.445	4.078.691	83.891.173
62111100	Men's or boys' swimwear	99.872	1.177.985	3.228.184	37.285.461

Tabel 3 : Ekspor Indonesia menurut Komoditi (Kode HS 8 digit)

Desember 2022

Kode H S	Uraian golongan barang	Berat bersih (Kg)		Nilai F.O.B. (U S \$)	
		Bulan ini	Kumulatif	Bulan ini	Kumulatif
(1)	(2)	(3)	(4)	(5)	(6)
62111200	Women's or girls' swimwear	29.348	326.967	1.838.048	19.301.492
62112000	Ski suits	-	3.169	-	54.497
62113210	Men's or boys' garments for fencing or wrestling, of cotton	-	6.523	-	689.038
62113220	Men's or boys' pilgrimage robes (Ehram), of cotton	247	5.543	1.305	123.850
62113290	Men's or boys' garments of cotton, other than for fencing or wrestling or pilgrimage robes (ehram)	24.034	615.575	411.465	9.219.375
62113310	Men's or boys' garments for fencing or wrestling, of man-made fibres	46.241	455.432	1.141.297	8.121.141
62113320	Men's or boys' garments used for protection from fire, of man-made fibres	-	11.371	-	129.391
62113330	Men's or boys' garments used for protection from chemical substances or radiation; of man-made fibres	3	10	105	295
62113340	Men's or boys' pilgrimage robes (Ihram); of man-made fibres	5.365	6.033	188.224	239.428
62113390	Men's or boys' garments; other than for fencing or wrestling or used for protection from fire or chemical substances or radiation or pilgrimage robes (Ihram); of man-made fibres	150.279	2.007.021	1.718.825	27.418.748
62113910	Men's or boys' garments for fencing or wrestling, of other textile materials (other than of cotton and man-made fibres)	329	2.668	6.975	58.104
62113920	Men's or boys' garments used for protection from fire; of other textile materials (other than of cotton and man-made fibres)	-	202	-	1.264
62113930	Men's or boys' garments used for protection from chemical substances or radiation; of other textile materials (other than of cotton and man-made fibres)	-	71	-	655
62113990	Men's or boys' garment, oth than pilgrimage robes (Ihram)/for fencing/wrestling/used for protection from fire/chemical substances/radiation; of oth textile material (oth than of cotton&man-made fibres)	114.473	741.388	585.388	5.975.355
62114210	Women's or girls' garments for fencing or wrestling; of cotton	-	5.533	-	162.747
62114220	Women's or girls' prayer cloaks; of cotton	10.277	119.342	635.694	5.957.260
62114230	Women's or girls' sarong of tubular type; of cotton	82.381	1.288.334	764.415	12.576.372
62114290	Women's or girls' garments, other than for fencing or wrestling or prayer cloaks or sarong of tubular type; of cotton	45.005	542.266	807.873	14.417.032
62114310	Women's or girls' surgical gowns; of man-made fibres	57.908	1.228.458	696.859	13.972.957
62114320	Women's or girls' prayer cloaks; of man-made fibres	3.217	51.301	36.952	653.854
62114330	Women's or girls' anti-explosive protective suits; of man-made fibres	6	154	109	1.275
62114340	Women's or girls' garments for fencing or wrestling; of man-made fibres	-	1.053	-	295.276
62114350	Women's or girls' garments used for protection from chemical substances, radiation or fire; of man-made fibres	22	265	596	4.396
62114360	Women's or girls' flyers' coveralls; of man-made fibres	-	565	-	43.274
62114370	Women's or girls' sarong of tubular type; of man-made fibres	52.330	551.676	420.046	6.093.881
62114390	Women's or girls' garments; of man-made fibres; other than those of HS 62114310 - 62114370	173.694	2.192.968	4.851.235	59.684.251
62114910	Women's or girls' garments for fencing or wrestling; of other textile materials (other than of cotton and man-made fibres)	227	3.377	2.570	96.191
62114920	Women's or girls' garments used for protection from chemical substances, radiation or fire; of other textile materials (other than of cotton and man-made fibres)	-	99	-	1.900
62114931	Women's or girls' prayer cloaks; of wool or fine animal hair	-	1	-	57
62114939	Women's or girls' prayer cloaks; of other than wool or fine animal hair	31	17.209	1.568	230.969
62114950	Women's or girls' sarong of tubular type; of other textile materials (other than of cotton and man-made fibres)	62.433	487.288	503.530	4.933.345
62114960	Women's or girls' garments; of wool or fine animal hair	-	91	-	1.050
62114990	Women's or girls' garments; of other textile materials, other than those of HS 62114910 - 62114960	164.396	962.082	2.520.297	13.306.486
62121011	Mastectomy bra (post breast surgery bra) of cotton, whether or not knitted or crocheted	409	2.838	21.686	145.343
62121019	Brassieres of cotton, whether or not knitted or crocheted; other than mastectomy bra (post breast surgery bra)	216.367	2.887.828	10.779.036	130.872.345

Tabel 3 : Ekspor Indonesia menurut Komoditi (Kode HS 8 digit)

Desember 2022

Kode H S	Uraian golongan barang	Berat bersih (Kg)		Nilai F.O.B. (U S \$)	
		Bulan ini	Kumulatif	Bulan ini	Kumulatif
		(1)	(2)	(3)	(4)
62121091	Mastectomy bra (post breast surgery bra) of other textile materials (other than of cotton), whether or not knitted or crocheted	271.817	2.077.083	13.879.875	106.602.899
62121099	Brassieres of other textile materials (other than of cotton), whether or not knitted or crocheted; other than mastectomy bra (post breast surgery bra)	500.390	6.507.958	23.975.320	277.032.556
62122010	Girdles and panty-girdles, whether or not knitted or crocheted, of cotton	41	42	1.917	2.047
62122090	Girdles and panty-girdles, whether or not knitted or crocheted, of other textile materials (other than of cotton)	-	85.157	-	2.824.500
62123010	Corselettes, whether or not knitted or crocheted, of cotton	518	518	37.966	37.966
62123090	Corselettes, whether or not knitted or crocheted, of other textile materials (other than of cotton)	18.227	205.495	345.954	3.521.344
62129011	Compression garments of a kind used for the treatment of scar tissue and skin grafts, whether or not knitted or crocheted, of cotton	-	26	-	122
62129012	Athletic supporters, whether or not knitted or crocheted, of cotton	-	70	-	3.369
62129019	Braces, suspenders, garters and similar articles and parts thereof, whether or not knitted or crocheted, of cotton	0	27.757	2	1.295.315
62129091	Compression garments of a kind used for the treatment of scar tissue and skin grafts, whether or not knitted or crocheted, of other textile materials (other than of cotton)	-	298	-	8.902
62129092	Athletic supporters, whether or not knitted or crocheted, of other textile materials (other than of cotton)	-	207	-	1.101
62129099	Braces, suspenders, garters and similar articles and parts thereof, whether or not knitted or crocheted, of other textile materials (other than of cotton)	19.928	198.772	912.079	6.951.880
62132010	Handkerchiefs of cotton, printed by the traditional batik process	-	0	-	4
62132090	Handkerchiefs of cotton, other than printed by the traditional batik process	9	129	74	4.113
62139019	Handkerchiefs, of silk or silk waste, other than printed by the traditional batik process	-	5	-	78
62139099	Handkerchiefs, of other textile materials (other than of cotton or silk or silk waste), other than printed by the traditional batik process	73	718	1.113	14.911
62141010	Shawls, scarves, mufflers, mantillas, veils and the like; of silk or silk waste; printed by the traditional batik process	199	13.331	1.775	433.073
62141090	Shawls, scarves, mufflers, mantillas, veils and the like; of silk or silk waste; other than printed by the traditional batik process	6.130	29.325	6.623	142.118
62142000	Shawls, scarves, mufflers, mantillas, veils and the like; of wool or fine animal hair	18	914	1.138	139.892
62143010	Shawls, scarves, mufflers, mantillas, veils and the like; of synthetic fibres; printed by the traditional batik process	3.600	22.054	4.800	26.798
62143090	Shawls, scarves, mufflers, mantillas, veils and the like; of synthetic fibres; other than printed by the traditional batik process	771	37.800	6.393	422.294
62144010	Shawls, scarves, mufflers, mantillas, veils and the like; of artificial fibres; printed by the traditional batik process	162	514	313	1.473
62144090	Shawls, scarves, mufflers, mantillas, veils and the like; of artificial fibres; other than printed by the traditional batik process	111	12.256	5.721	163.250
62149010	Shawls, scarves, mufflers, mantillas, veils&the like; of oth textile materials (oth than silk/silk waste,wool/fine animal hair,synthetic/artificial fibres); printed by the traditional batik process	-	2	-	152
62149090	Shawls,scarves,mufflers,mantillas,veils&the like; of oth textile material (oth than silk/silk waste,wool/fine animal hair,synthetic/artificial fibres);oth than printed by the traditional batik process	6.301	57.296	76.792	619.168

Tabel 3 : Ekspor Indonesia menurut Komoditi (Kode HS 8 digit)

Desember 2022

Kode H S	Uraian golongan barang	Berat bersih (Kg)		Nilai F.O.B. (U S \$)	
		Bulan ini	Kumulatif	Bulan ini	Kumulatif
		(1)	(2)	(3)	(4)
62151090	Ties, bow ties and cravat; of silk or silk waste; other than printed by the traditional batik process	-	91	-	4.847
62152090	Ties, bow ties and cravat; of man-made fibres; other than printed by the traditional batik process	-	2.446	-	74.077
62159010	Ties, bow ties and cravat; of other textile materials (other than of silk or silk waste and man-made fibres); printed by the traditional batik process	-	13.801	-	413.755
62159090	Ties, bow ties and cravat; of other textile materials (other than of silk or silk waste and man-made fibres); other than printed by the traditional batik process	60	210	1.503	2.713
62160010	Protective work gloves, mittens and mitts	113.358	1.336.232	4.541.121	55.819.895
62160091	Gloves, mittens and mitts of wool or fine animal hair	180	609	2.839	9.603
62160092	Gloves, mittens and mitts of cotton	22	250	353	3.483
62160099	Gloves, mittens and mitts, of other textile materials (other than of wool or fine animal hair and cotton)	31.868	418.709	1.494.419	22.384.183
62171010	Judo belts	18	598	105	9.038
62171090	Other made up clothing accessories, other than those of heading 6212; other than judo belts	33.499	368.440	415.657	4.604.178
62179000	Parts of garments or of clothing accessories, other than those of heading 6212	781	11.130	9.668	227.818
63011000	Electric blankets	7.579	1.264.825	53.505	15.486.674
63012000	Blankets (other than electric blankets) and travelling rugs, of wool or of fine animal hair	12.431	112.908	369.128	3.873.755
63013010	Blankets (other than electric Blankets) and travelling rugs, of cotton; printed by traditional batik process	-	18	-	108
63013090	Blankets (other than electric Blankets) and travelling rugs, of cotton; other than printed by traditional batik process	1.292	30.213	14.882	469.388
63014010	Blankets (other than electric blankets) and travelling rugs, of synthetic fibres; of nonwoven fabrics	1.768	56.520	14.585	708.553
63014090	Blankets (other than electric blankets) and travelling rugs, of synthetic fibres; of other than nonwoven fabrics	8.907	135.690	307.883	1.261.272
63019010	Other blankets and travelling rugs; of nonwoven fabrics	155	3.032	4.715	22.236
63019090	Other blankets and travelling rugs; of other than nonwoven fabrics	17.443	106.530	119.482	1.398.744
63021000	Bed linen, knitted or crocheted	746	146.734	13.825	1.062.419
63022100	Bed linen of cotton, printed	2.577	18.381	23.711	259.141
63022210	Bed linen of nonwoven fabrics, printed	77	1.976	165	25.011
63022290	Bed linen of man-made fibres (other than of nonwoven fabrics), printed	902	9.536	18.345	152.059
63022900	Bed linen of other textile materials (other than of cotton and man-made fibres), printed	1.396	7.599	4.796	39.807
63023100	Bed linen of cotton, not knitted/crocheted or printed	1.436	15.269	17.960	215.260
63023210	Bed linen of nonwoven fabrics, not knitted/crocheted or printed	-	8.640	-	14.104
63023290	Bed linen of man-made fibres (other than of nonwoven fabrics), not knitted/crocheted or printed	194	8.719	8.892	146.019
63023900	Bed linen of other textile materials (other than of cotton and man-made fibres), not knitted/crocheted or printed	12.741	20.735	143.452	189.231
63024000	Table linen, knitted or crocheted	3	561	5	7.758
63025110	Table linen of cotton, printed by traditional batik process; not knitted or crocheted	-	81	-	2.762
63025190	Table linen of cotton, other than printed by traditional batik process; not knitted or crocheted	421	4.099	5.090	62.303
63025300	Table linen of man-made fibres; not knitted or crocheted	3.626	21.230	35.116	209.844
63025910	Table linen of flax; not knitted or crocheted	-	0	-	47
63025990	Table linen of other textile materials (other than of flax); not knitted or crocheted	18.082	83.686	176.381	730.904
63026000	Toilet linen and kitchen linen, of terry towelling or similar terry fabrics, of cotton	41.473	473.057	508.164	4.578.710
63029100	Toilet linen and kitchen linen, other than of terry towelling or similar terry fabrics, of cotton	45.082	745.555	268.278	5.671.357

Tabel 3 : Ekspor Indonesia menurut Komoditi (Kode HS 8 digit)

Desember 2022

Kode H S	Uraian golongan barang	Berat bersih (Kg)		Nilai F.O.B. (U S \$)	
		Bulan ini	Kumulatif	Bulan ini	Kumulatif
(1)	(2)	(3)	(4)	(5)	(6)
63029300	Toilet linen and kitchen linen, other than of terry towelling or similar terry fabrics, of man-made fibres	771	1.866	10.618	28.296
63029990	Toilet linen and kitchen linen, other than of terry towelling or similar terry fabrics, of other textile materials (other than of flax)	851	7.926	2.655	56.419
63031200	Curtains (including drapes) and interior blinds; curtain or bed valances; knitted or crocheted; of synthetic fibres	29.124	216.510	304.886	2.345.199
63031910	Curtains (including drapes) and interior blinds; curtain or bed valances; knitted or crocheted; of cotton	1.007	2.899	10.733	28.711
63031990	Curtains (including drapes) and interior blinds; curtain or bed valances; knitted or crocheted; of other textile materials (other than of synthetic fibres and cotton)	965	22.302	17.871	492.157
63039100	Curtains (including drapes) and interior blinds; curtain or bed valances; not knitted or crocheted; of cotton	517	6.377	6.152	68.449
63039200	Curtains (including drapes) and interior blinds; curtain or bed valances; not knitted or crocheted; of synthetic fibres	59.099	507.561	559.686	4.881.923
63039900	Curtains (including drapes) and interior blinds; curtain or bed valances; not knitted or crocheted; of other textile materials (other than of cotton and synthetic fibres)	71.782	993.256	1.053.227	14.887.617
63041100	Bedspreads, excluding those of heading 9404; knitted or crocheted	23	742	461	24.928
63041910	Bedspreads, excluding those of heading 9404; not knitted or crocheted; of cotton	522	6.364	1.929	29.337
63041920	Bedspreads, excluding those of heading 9404; not knitted or crocheted; of other than cotton, nonwoven	3	11.205	352	23.205
63041990	Bedspreads, excluding those of heading 9404; not knitted or crocheted; of other than cotton, other than nonwoven	216	28.766	2.105	167.067
63042000	Bed nets specified in Subheading Note 1 to this Chapter	85	1.185	185	5.780
63049110	Mosquito nets; knitted or crocheted	1.413	17.255	4.768	122.849
63049190	Other furnishing articles, other than mosquito nets, excluding those of heading 9404; knitted or crocheted	1.085	200.352	32.353	243.631
63049200	Other furnishing articles, excluding those of heading 9404; not knitted or crocheted, of cotton	3.557	21.296	55.374	308.396
63049300	Other furnishing articles, excluding those of heading 9404; not knitted or crocheted, of synthetic fibres	757	14.176	24.070	466.463
63049900	Other furnishing articles, excluding those of heading 9404; not knitted or crocheted, of other textile materials (other than of cotton and synthetic fibres)	84.664	707.331	654.559	7.309.058
63051011	New sacks and bags of jute, of a kind used for the packing of goods	-	10.963	-	42.579
63051019	New sacks and bags of other textile bast fibres of heading 5303, of a kind used for the packing of goods	8	4.782	112	40.057
63051021	Used sacks and bags of jute, of a kind used for the packing of goods	-	5	-	284
63051029	Used sacks and bags of other textile bast fibres of heading 5303, of a kind used for the packing of goods	-	215	-	1.138
63052000	Sacks and bags, of a kind used for the packing of goods; of cotton	9.605	118.715	77.527	930.289
63053210	Sacks and bags, of a kind used for the packing of goods; flexible intermediate bulk containers; nonwoven	207	1.563	7.179	51.551
63053220	Sacks and bags, of a kind used for the packing of goods; flexible intermediate bulk containers; knitted or crocheted	22.987	226.030	66.998	720.695
63053290	Sacks and bags, of a kind used for the packing of goods; flexible intermediate bulk containers; other than nonwoven, other than knitted or crocheted	890.675	7.456.328	3.195.805	32.182.256
63053310	Sacks and bags, of a kind used for the packing of goods; of polyethylene or polypropylene strip or the like; knitted or crocheted	99.420	1.781.475	239.694	4.209.316
63053320	Sacks and bags, of a kind used for the packing of goods; of polyethylene or polypropylene strip or the like; of woven fabrics of strip or the like	1.546	3.129.773	4.190	8.612.733

Tabel 3 : Ekspor Indonesia menurut Komoditi (Kode HS 8 digit)

Desember 2022

Kode H S	Uraian golongan barang	Berat bersih (Kg)		Nilai F.O.B. (U S \$)	
		Bulan ini	Kumulatif	Bulan ini	Kumulatif
(1)	(2)	(3)	(4)	(5)	(6)
63053390	Sacks and bags, of a kind used for the packing of goods; of polyethylene or polypropylene strip or the like; other than of woven fabrics of strip or the like, other than knitted or crocheted	542.642	8.705.732	1.296.142	23.163.359
63053910	Sacks and bags, of a kind used for the packing of goods; of other man-made textile materials; nonwoven	53	53	2.026	2.026
63053920	Sacks and bags, of a kind used for the packing of goods; of other man-made textile materials; knitted or crocheted	-	110	-	2.621
63053990	Sacks and bags, of a kind used for the packing of goods; of other man-made textile materials; other than nonwoven, other than knitted or crocheted	99.424	1.437.862	149.363	1.545.677
63059010	Sacks and bags, of a kind used for the packing of goods; of hemp of heading 5305	-	4	-	426
63059090	Sacks and bags, of a kind used for the packing of goods; of other textile materials (other than of hemp or coconut (coir) of heading 5305)	1.258	98.329	20.015	556.687
63061200	Tarpaulins, awnings and sunblinds; of synthetic fibres	1.597	17.733	44.106	558.571
63061920	Tarpaulins, awnings and sunblinds; of other textile materials; of cotton	-	240	-	854
63061990	Tarpaulins, awnings and sunblinds; of other textile materials (other than of vegetable textile fibres of heading 5305 and cotton)	25.929	181.042	63.470	460.165
63062200	Tents (including temporary canopies and similar articles); of synthetic fibres	1.299	12.212	16.381	209.547
63062990	Tents (including temporary canopies and similar articles); of other textile materials; other than of cotton	486	205.024	757	2.362.949
63063000	Sails for boats	-	1.463	-	7.748
63064010	Pneumatic mattresses; of cotton	-	432	-	2.758
63064090	Pneumatic mattresses; of other than cotton	90	3.274	565	5.970
63069091	Camping goods; other than of nonwoven; of cotton	20	2.302	38	9.926
63069099	Camping goods; other than of nonwoven; of other than cotton	519	763.741	19.632	3.544.254
63071010	Floor-cloths, dish-cloths, dusters and similar cleaning cloths; of nonwoven other than felt	140	3.168	141	6.182
63071020	Floor-cloths, dish-cloths, dusters and similar cleaning cloths; of felt	-	100	-	174
63071090	Floor-cloths, dish-cloths, dusters and similar cleaning cloths; of woven other than felt	51.312	737.901	322.908	4.764.331
63072000	Life-jackets and life-belts	2.121	21.717	61.996	530.069
63079030	Umbrella covers in pre-cut triangular form	153	1.252	19.460	38.924
63079040	Surgical masks	27.481	77.373	121.327	730.392
63079061	Safety harnesses; suitable for industrial use	-	908	-	23.361
63079069	Safety harnesses; not suitable for industrial use	40.254	247.902	336.036	3.200.556
63079070	Fans and handscreens	136	4.666	5.970	110.341
63079080	Laces for shoes, boots, corsets and the like	1.800	48.295	45.939	830.538
63079090	Other made up articles, including dress patterns; other than umbrella covers in pre-cut triangular form, surgical masks, safety harnesses, fans&handscreens, laces for shoes, boots, corsets&the like	31.732	459.503	287.465	4.957.765
63080000	Sets consisting of woven fabric&yarn, whether/not with accessories for making up into rugs, tapestries, embroidered table cloths/serviettes/similar textile articles, put up in packings for retail sale	1.845	15.029	10.472	139.991
63090000	Worn clothing and other worn articles	2.665	160.748	36.278	835.640
63101010	Used or new rags, of textile materials; sorted	157.826	632.557	15.752	182.302
63101090	Scrap twine, cordage, rope and cables and worn out articles of twine, cordage, rope or cables, of textile materials; sorted	238.545	1.237.456	293.779	907.685
63109010	Used or new rags, of textile materials; unsorted	-	2.000	-	1.544
63109090	Scrap twine, cordage, rope and cables and worn out articles of twine, cordage, rope or cables, of textile materials; unsorted	4	23.630	12	20.894

Tabel 3 : Ekspor Indonesia menurut Komoditi (Kode HS 8 digit)

Desember 2022

Kode H S	Uraian golongan barang	Berat bersih (Kg)		Nilai F.O.B. (U S \$)	
		Bulan ini	Kumulatif	Bulan ini	Kumulatif
(1)	(2)	(3)	(4)	(5)	(6)
64011000	Waterproof footwear with outer soles and uppers of rubber or of plastics; incorporating a protective metal toe-cap	811	25.634	23.000	438.780
64019210	Waterproof footwear with outer soles and uppers of rubber or of plastics; covering the ankle but not covering the knee; incorporating a protective non-metal toe-cap	-	144.430	-	1.462.339
64019290	Waterproof footwear with outer soles and uppers of rubber or of plastics; covering the ankle but not covering the knee; other than incorporating a protective non-metal toe-cap	4.122	1.650.024	33.660	18.530.442
64019910	Waterproof footwear with outer soles and uppers of rubber or of plastics; not covering the ankle; covering the knee	-	212	-	1.812
64019990	Waterproof footwear with outer soles and uppers of rubber or of plastics; not covering the ankle; other than covering the knee	7.345	79.962	10.999	231.039
64021200	Sports footwear; ski-boots, cross-country ski footwear and snowboard boots with outer soles and uppers of rubber or plastics	-	126.308	-	4.014.481
64021910	Sports footwear; other than ski-boots, cross-country ski footwear and snowboard boots; wrestling footwear with outer soles and uppers of rubber or plastics	7.867	152.337	204.310	3.717.630
64021990	Sports footwear with outer soles and uppers of rubber or plastics; other than ski-boots, cross-country ski footwear and snowboard boots or wrestling footwear	1.693.301	25.603.303	37.109.754	511.482.045
64022000	Footwear with upper straps or thongs assembled to the sole by means of plugs	52.967	464.218	920.282	6.326.791
64029110	Diving boot with outer soles and uppers of rubber or plastics; covering the ankle	68	6.463	1.391	96.238
64029191	Footwear with outer soles and uppers of rubber or plastics; other than diving boots; covering the ankle; incorporating a protective metal toe-cap	11.866	164.510	117.052	1.586.362
64029192	Footwear with outer soles and uppers of rubber or plastics; other than diving boots; covering the ankle; incorporating a protective non-metal toe-cap	-	12	-	433
64029199	Footwear with outer soles and uppers of rubber or plastics; other than diving boots; covering the ankle; other than incorporating a protective metal or non-metal toe-cap	15.314	509.503	167.640	8.600.622
64029910	Footwear with outer soles and uppers of rubber or plastic; other than covering the ankle; incorporating a protective metal toe-cap	4.350	17.411	46.261	301.631
64029920	Footwear with outer soles and uppers of rubber or plastic; other than covering the ankle; incorporating a protective non-metal toe-cap	7.910	31.124	171.943	659.203
64029990	Footwear with outer soles and uppers of rubber or plastic; other than covering the ankle; other than incorporating a protective metal or non-metal toe-cap	2.572.018	20.496.473	27.520.287	317.068.700
64031200	Ski-boots, cross-country ski footwear and snowboard boots with outer soles of rubber, plastics, leather or composition leather and uppers of leather	15	33.839	460	849.550
64031910	Sports footwear w/outer soles of rubber, plastics, leather/composition leather&uppers of leather; oth than ski-boots, cross-country ski footwear&snowboard boots; fitted with spikes, cleats or the like	832.369	14.991.015	18.824.644	294.449.581
64031920	Sports footwear w/outer soles of rubber, plastics, leather/composition leather & uppers of leather; oth than ski-boots, cross-country ski footwear & snowboard boots; riding boots; bowling shoes	-	1.189	-	20.211
64031930	Sports footwear w/outer soles of rubber,plastics,leather/composition leather&uppers of leather;oth than ski-boots,cross-country ski footwear&snowboard boots;for wrestling, weight-lifting or gymnastics	-	2.149	-	43.504

Tabel 3 : Ekspor Indonesia menurut Komoditi (Kode HS 8 digit)

Desember 2022

Kode H S	Uraian golongan barang	Berat bersih (Kg)		Nilai F.O.B. (U S \$)	
		Bulan ini	Kumulatif	Bulan ini	Kumulatif
(1)	(2)	(3)	(4)	(5)	(6)
64031990	Sports footwear w/outer soles of rubber,plastics,leather/composition leather&uppers of leather;oth than ski-boots,cross-country ski footwear&snowboard boots;oth than HS 64031910 - 64031930	6.805.765	92.332.434	142.256.953	1.976.842.883
64032000	Footwear with outer soles of leather, and uppers which consist of leather straps across the instep and around the big toe	9.851	93.116	88.970	1.808.839
64034000	Footwear with outer soles of rubber, plastics, leather or composition leather and uppers of leather, incorporating a protective metal toe-cap	434.015	4.884.614	7.346.958	77.806.102
64035100	Other footwear with outer soles of leather; covering the ankle	7.776	28.374	46.388	251.463
64035910	Bowling shoes with outer soles of leather; other than covering the ankle	-	1	-	50
64035990	Footwear with outer soles of leather; other than bowling shoes; other than covering the ankle	9.313	564.823	111.609	11.200.571
64039110	Footwear made on a base or platform of wood, not having an inner sole or protective metal toe cap; covering the ankle	4	815	90	16.463
64039120	Riding boots with outer soles of rubber, plastics and uppers of leather; covering the ankle	-	29	-	526
64039130	Footwear with outer soles of rubber, plastics and uppers of leather, other than riding boots; covering the ankle; incorporating a protective non-metal toe-cap	40	105	1.743	5.217
64039190	Footwear with outer soles of rubber, plastics and uppers of leather, other than riding boots; covering the ankle; other than incorporating a protective non-metal toe-cap	215.029	4.533.126	4.981.253	104.534.716
64039910	Footwear made on a base or platform of wood, not having an inner sole or protective metal toe cap; other than covering the ankle	507.630	9.888.704	11.162.152	205.335.063
64039920	Bowling shoes with outer soles of rubber, plastics and uppers of leather; other than covering the ankle	461	35.361	3.390	753.447
64039930	Footwear with outer soles of rubber, plastics and uppers of leather, other than bowling shoes; other than covering the ankle; incorporating a protective non-metal toe-cap	-	2.638	-	29.976
64039990	Footwear with outer soles of rubber, plastics and uppers of leather; other than covering the ankle; other than those of HS 64039910 - 64039930	3.077.635	29.123.051	70.488.101	633.180.937
64041110	Sports footwear with outer soles of rubber or plastics; tennis shoes, basketball shoes, gym shoes, training shoes and the like; fitted with spikes, cleats or the like	-	7.372	-	86.652
64041120	Sports footwear with outer soles of rubber or plastics; tennis shoes, basketball shoes, gym shoes, training shoes and the like; for wrestling, weight-lifting or gymnastics	-	160	-	5.993
64041190	Sports footwear with outer soles of rubber or plastics;tennis,basketball, gym,training shoes&the like;oth than fitted with spikes,cleats/ the like & oth than for wrestling,weight-lifting or gymnastics	9.134.314	139.640.671	195.145.932	3.006.963.352
64041910	Footwear with outer soles of rubber or plastics;other than sports footwear; incorporating a protective toe-cap	15.989	205.773	416.347	4.307.644
64041990	Footwear with outer soles of rubber or plastics; other than sports footwear; other than incorporating a protective toe-cap	1.225.542	16.998.112	31.042.821	400.710.567
64042000	Footwear with outer soles of leather or composition leather and uppers of textile materials	3.044	15.178	132.608	630.207
64051000	Footwear with uppers of leather or composition leather	45.854	338.815	1.694.507	14.319.331
64052000	Footwear with uppers of textile materials	986	50.221	48.197	1.051.218
64059000	Footwear with uppers of other than leather or composition leather or textile materials	153.828	1.648.967	3.429.503	29.419.804
64061010	Uppers and parts thereof, other than stiffeners; with metal toe-cap	12.750	97.268	258.464	1.933.273

Tabel 3 : Ekspor Indonesia menurut Komoditi (Kode HS 8 digit)

Desember 2022

Kode H S	Uraian golongan barang	Berat bersih (Kg)		Nilai F.O.B. (U S \$)	
		Bulan ini	Kumulatif	Bulan ini	Kumulatif
		(1)	(2)	(3)	(4)
64061090	Uppers and parts thereof, other than stiffeners; other than metal toe-cap	144.322	1.520.147	6.964.688	71.571.751
64062010	Outer soles and heels; of rubber	60.393	552.486	692.200	6.575.890
64062020	Outer soles and heels; of plastics	5.469	132.445	114.874	2.494.428
64069010	Parts of footwear; removable in-soles, heel cushions and similar articles; gaiters, leggings and similar articles, and parts thereof; of wood	11.550	110.461	51.075	478.338
64069021	Parts of footwear; removable in-soles, heel cushions and similar articles; gaiters, leggings and similar articles, and parts thereof; of metal; of iron or steel	-	8.894	-	35.372
64069022	Parts of footwear; removable in-soles, heel cushions and similar articles; gaiters, leggings and similar articles, and parts thereof; of metal; of copper	-	48	-	4.335
64069023	Parts of footwear; removable in-soles, heel cushions and similar articles; gaiters, leggings and similar articles, and parts thereof; of metal; of aluminium	-	1	-	376
64069029	Parts of footwear; removable in-soles, heel cushions and similar articles; gaiters, leggings and similar articles, and parts thereof; of metal; other than of iron or steel or copper or aluminium	38	286	1.606	7.668
64069041	Parts of footwear; removable in-soles, heel cushions and similar articles; gaiters, leggings and similar articles, and parts thereof; of rubber; in-soles	2.509	21.203	56.464	958.231
64069042	Parts of footwear; removable in-soles, heel cushions and similar articles; gaiters, leggings and similar articles, and parts thereof; of rubber; complete soles	-	3	-	7
64069049	Parts of footwear; removable in-soles, heel cushions and similar articles; gaiters, leggings and similar articles, and parts thereof; of rubber; other than in-soles or complete soles	5.404	110.856	137.665	2.223.325
64069051	Parts of footwear; removable in-soles, heel cushions and similar articles; gaiters, leggings and similar articles, and parts thereof; of plastics; in-soles	8.597	227.847	71.913	3.061.184
64069059	Parts of footwear; removable in-soles, heel cushions and similar articles; gaiters, leggings and similar articles, and parts thereof; of plastics; other than in-soles or complete soles	10.044	99.732	268.890	2.553.453
64069091	Parts of footwear; removable in-soles, heel cushions and similar articles; gaiters, leggings and similar articles, and parts thereof; other than of wood/metal/rubber or plastic; for gaiters, leggings and similar articles and parts thereof	12.967	107.878	81.839	955.344
64069099	Parts of footwear; removable in-soles, heel cushions and similar articles; other than gaiters, leggings and similar articles, and parts thereof; other than of wood or metal or rubber or plastic	43.757	641.337	548.152	10.191.755
65010000	Hat-forms, hat bodies and hoods of felt, neither blocked to shape nor with made brims; plateaux and manchons (including slit manchons), of felt	2.234	14.896	49.968	414.690
65020000	Hat-shapes, plaited or made by assembling strips of any material, neither blocked to shape, nor with made brims, nor lined, nor trimmed	10	5.968	130	139.207
65040000	Hats and other headgear, plaited or made by assembling strips of any material, whether or not lined or trimmed	17.715	170.485	432.590	3.315.761
65050010	Headgear of a kind used for religious purposes	6.902	101.271	34.182	444.482
65050020	Hair-nets of any materials	22	206	807	21.612
65050090	Hats, knitted or crocheted, or made up from lace, felt or other textile fabric, in the piece (but not in strips), whether or not lined or trimmed; whether or not lined or trimmed	249.823	2.980.971	5.473.281	58.338.589
65061010	Helmets for motorcyclists, whether or not lined or trimmed	99.423	1.461.112	1.447.395	20.249.685
65061020	Industrial safety helmets and firefighters' helmets, excluding steel helmets, whether or not lined or trimmed	160	1.326	875	23.045
65061030	Steel helmets, whether or not lined or trimmed	-	21	-	766

Tabel 3 : Ekspor Indonesia menurut Komoditi (Kode HS 8 digit)

Desember 2022

Kode H S	Uraian golongan barang	Berat bersih (Kg)		Nilai F.O.B. (U S \$)	
		Bulan ini	Kumulatif	Bulan ini	Kumulatif
(1)	(2)	(3)	(4)	(5)	(6)
65061090	Safety headgear; other than helmets for motorcyclists or Industrial safety helmets and firefighters' helmets, excluding steel helmets or steel helmets or water polo; whether or not lined or trimmed	1.417	18.848	44.013	862.197
65069100	Headgear; other than safety headgear, whether or not lined or trimmed; of rubber or plastic	139	2.599	7.472	64.905
65069990	Headgear; other than safety headgear, whether or not lined or trimmed; of other materials; other than of furskin	189.013	1.737.309	771.900	7.049.394
65070000	Head-bands, linings, covers, hat foundations, hat frames, peaks and chinstraps, for headgear	2.889	34.460	70.107	1.054.612
66011000	Garden or similar umbrellas	2.526	131.456	20.678	1.554.248
66019100	Umbrellas and sun umbrellas (including walking-stick umbrellas, garden umbrellas); having a telescopic shaft	25	1.539	357	21.896
66019900	Umbrellas and sun umbrellas (including walking-stick umbrellas, garden umbrellas); other than having a telescopic shaft	8.151	60.279	95.169	556.852
66020000	Walking-sticks, seat-sticks, whips, riding-crops and the like	19.586	100.201	35.613	189.865
66032000	Umbrella frames, including frames mounted on shafts (sticks)	29	723	103	10.223
66039010	Parts, trimmings and accessories; for articles of heading 6601	1.075	30.003	3.192	152.599
66039020	Parts, trimmings and accessories; for articles of heading 6602	386	2.410	2.967	36.635
67010000	Skins and other parts of birds with their feathers or down, feathers, parts of feathers, down and articles thereof (other than goods of heading 0505 and worked quills and scapes)	921	12.039	15.492	198.808
67021000	Artificial flowers, foliage, fruit and parts thereof; of plastics	15	38.408	35	53.969
67029010	Artificial flowers, foliage, fruit and parts thereof; of paper	15	1.739	40	2.670
67029020	Artificial flowers, foliage, fruit and parts thereof; of textile materials	90	96	784	1.185
67029090	Artificial flowers, foliage, fruit and parts thereof; of other materials; other than of paper or of textile materials	1.796	68.383	42.711	1.283.994
67030000	Human hair, dressed, thinned, bleached or otherwise worked; wool or other animal hair or other textile materials, prepared for use in making wigs or the like	22.440	347.224	287.137	2.194.167
67041100	Complete wigs; of synthetic textiles materials	586.053	7.429.185	16.896.751	209.904.002
67041900	False beards, eyebrows and eyelashes, switches and the like; of synthetic textiles materials	111.368	1.758.632	8.502.703	99.348.847
67042000	Wigs, false beards, eyebrows and eyelashes, switches and the like; of human hair	48.900	705.271	8.338.244	95.544.638
67049000	Wigs, false beards, eyebrows and eyelashes, switches and the like; of other materials	55.348	567.658	2.947.778	28.610.786
68010000	Setts, curbstones and flagstones, of natural stone (except slate)	805.259	9.226.314	427.968	4.814.461
68021000	Tiles,cubes&similar,whether/not rectangular (incl square) the largest face of which is capable of being enclosed in a square the side of which is<7 cm; artificially coloured granules,chippings&powder	496.800	7.752.998	521.367	7.136.228
68022100	Marble, travertine and alabaster; simply cut or sawn, with a flat or even surface	407.657	5.560.752	262.085	4.101.669
68022300	Granite; simply cut or sawn, with a flat or even surface	405	16.338	692	26.558
68022910	Other monumental or building stone and articles thereof, simply cut or sawn, with a flat or even surface; other calcareous stone	-	41.702	-	28.771
68022990	Other monumental or building stone and articles thereof, simply cut or sawn, with a flat or even surface; other than calcareous stone	1.290.412	17.214.763	974.729	13.315.112
68029110	Other articles monumental or building stone; marble	173.702	2.263.905	404.488	3.792.446
68029190	Other articles monumental or building stone; travertine and alabaster	21.171	396.604	36.328	810.665
68029200	Other articles monumental or building stone; other calcareous stone	53.353	257.110	83.844	418.151

Tabel 3 : Ekspor Indonesia menurut Komoditi (Kode HS 8 digit)

Desember 2022

Kode H S	Uraian golongan barang	Berat bersih (Kg)		Nilai F.O.B. (U S \$)	
		Bulan ini	Kumulatif	Bulan ini	Kumulatif
		(1)	(2)	(3)	(4)
68029390	Other articles monumental or building stone; granite; other than polished slabs	46.173	536.828	52.399	663.916
68029900	Other articles monumental or building stone; other stone; other than granite or calcareous stone or marble or travernite and alabaster)	1.079.549	14.738.063	1.257.687	15.406.896
68030000	Worked slate and articles of slate or of agglomerated slate	-	147.723	-	17.768
68041000	Millstones and grindstones for milling, grinding or pulping	464.642	3.844.243	1.400.633	12.186.013
68042100	Millstones, grindstones, grinding wheels and the like; of agglomerated synthetic or natural diamond	6.131	188.575	726.071	7.255.497
68042200	Millstones, grindstones, grinding wheels and the like; of other agglomerated abrasives or of ceramics	22.132	452.159	54.115	1.081.606
68042300	Millstones, grindstones, grinding wheels and the like; of natural stone	14.915	174.155	22.342	350.649
68043000	Hand sharpening or polishing stones	6	16.360	36	69.999
68051000	Natural or artificial abrasive powder or grain on a base of woven textile fabric only	9.573	231.653	68.206	1.674.471
68052000	Natural or artificial abrasive powder or grain on a base of paper of paperboard only	2.816	81.330	15.657	270.409
68053000	Natural or artificial abrasive powder or grain on a base of other materials	854	50.349	10.457	344.855
68061000	Slag wool, rock wool and similar mineral wools in bulk or sheets or rolls	516.413	6.906.115	656.595	8.543.704
68062000	Exfoliated vermiculite, expanded clays, foamed slag and similar expand mineral materials	3.120	3.120	9.000	9.000
68069000	Mixture and article of heat or sound insulating or sound absorb mineral waters	105.420	313.424	90.235	475.372
68071000	Articles of asphalt or of similar material in rolls	23	84.578	36	77.521
68079010	Articles of asphalt or of similar material, not in rolls; tiles	2.204	12.484	2.307	6.351
68079090	Articles of asphalt or of similar material, not in rolls; other than tiles	1.611	1.125.667	2.487	671.165
68080020	Roofing tiles, of vegetable fibre, of straw or of shavings	-	377	-	615
68080040	Tiles, of vegetable fibre, of straw or of shavings; other than roofing tiles	28.029	302.676	150.287	1.319.323
68080091	Panels, boards, blocks and similar articles of vegetable fibre	2.726	5.667	17.442	33.777
68080099	Panels, boards, blocks and similar articles, of straw or of shavings, chips, particles, sawdust or other waste, of wood, agglomerated with cement, plaster or other mineral binders	68.096	1.811.203	40.555	1.609.214
68091100	Board, sheet, panels, tiles and similar, not ornamented, faced or reinforced with paper or paperboard only	1.277.357	33.064.690	253.335	5.694.738
68091910	Articles of plaster of compositions based on plaster; tiles; not ornamented	14.150	14.150	8.735	8.735
68091990	Articles of plaster of compositions based on plaster; boards, sheets, panels; not ornamented	44.936	140.029	10.207	35.272
68099010	Dental moulds of plaster	37	317	665	8.599
68099090	Articles of plaster of compositions based on plaster; other than those of HS 68091100 - 68099010	0	33.838	40	17.284
68101100	Building blocks and bricks, of cement, of concrete or of artificial stone, whether or not reinforced	266.590	9.085.158	24.936	838.965
68101910	Tiles, of cement, of concrete or of artificial stone, whether or not reinforced	20.949	259.219	4.088	84.765
68101990	Flagstones, of cement, of concrete or of artificial stone, whether or not reinforced	168.350	2.735.656	122.805	3.715.831
68109110	Building piles of concrete	-	123	-	71
68109190	Prefabricated structural components for building or civil engineering; other than building piles of concrete	-	11.834.708	-	6.541.706
68109900	Articles of cement, of concrete, of artificial stone, whether/not reinforced; other than tiles, flagstones, bricks & similar articles other than prefabricated structural components for building/civil engineering	812.061	7.701.559	1.065.293	10.452.290
68114010	Corrugated sheets containing asbestos	271.866	2.570.321	48.243	451.208

Tabel 3 : Ekspor Indonesia menurut Komoditi (Kode HS 8 digit)

Desember 2022

Kode H S	Uraian golongan barang	Berat bersih (Kg)		Nilai F.O.B. (U S \$)	
		Bulan ini	Kumulatif	Bulan ini	Kumulatif
(1)	(2)	(3)	(4)	(5)	(6)
68114022	Sheets, panels, tiles and similar articles containing asbestos for roofing facing or partitioning	-	2.182	-	2.939
68114029	Sheets, panels, tiles and similar articles containing asbestos; other than floor or wall tiles containing plastics; other than for roofing facing or partitioning	178.484	1.404.642	117.091	827.567
68114030	Tubes or pipes containing asbestos	-	5	-	167
68114040	Tubes or pipes fittings containing asbestos	50	489	20	1.959
68114050	Articles of asbestos-cement, of cellulose fibre-cement or the like; containing asbestos; of a kind used for building construction of containing asbestos	-	15.000	-	14.806
68114090	Articles of asbestos-cement, of cellulose fibre-cement or the like; containing asbestos; other than those of HS 68114010 - 68114050	-	6.808	-	5.964
68118100	Corrugated sheets not containing asbestos	-	11.082.079	-	2.315.818
68118220	Sheets, panels, tiles and similar articles not containing asbestos for roofing facing or partitioning	255.385	3.919.042	52.245	766.118
68118290	Sheets, panels, tiles and similar articles not containing asbestos; other than floor or wall tiles containing plastics; other than for roofing facing or partitioning	5.727.646	87.834.557	1.269.150	22.797.899
68118910	Tubes or pipes not containing asbestos	-	11	-	101
68118920	Tubes or pipes fittings not containing asbestos	-	3.840	-	920
68118930	Articles of asbestos-cement, of cellulose fibre-cement or the like; not containing asbestos; of a kind used for building construction of containing asbestos	-	78.705	-	12.736
68118990	Articles of asbestos-cement, of cellulose fibre-cement or the like; not containing asbestos; n.e.c. in heading 6811	635.284	5.580.283	155.456	1.361.295
68128020	Clothing of crocidolite fibres	25	273	239	1.686
68128050	Clothing accessories, footwear & headgear; fabricated crocidolite fibre; mix with a basis of crocidolite/crocidolite & magnesium carbonate; yarn & thread; cords & strings, whether/not plaited; woven fabrics	-	6.699	-	209.000
68128090	Fabricated asbestos fibres; of crocidolite fibres; other than those of HS 68128020 - 68128050	1.040	1.560	355	6.103
68129110	Clothing other than of crocidolite fibres	4	5.513	636	119.924
68129190	Clothing accessories, footwear and headgear, other than of crocidolite fibres	-	103	-	555
68129920	Floor or wall tiles, other than of crocidolite	54.500	927.730	3.882	126.895
68129930	Paper, millboard and felt, other than of crocidolite	-	64	-	1.120
68129940	Compressed asbestos fibre jointing, in sheets or rolls, other than of crocidolite	-	35	-	8.998
68129990	Fabricated asbestos fibres and other mixtures with a basis of asbestos other than of crocidolite; n.e.c. in heading 6812	211	2.904	1.358	18.448
68132010	Brake lining and pad of friction material and articles, containing asbestos	635	10.588	8.424	26.675
68132090	Friction material and articles thereof, not mounted; containing asbestos; other than brake lining and pad	640	3.305	11.638	60.324
68138100	Brake lining and pad of friction material and articles, not containing asbestos	61.606	987.073	248.314	4.267.220
68138900	Friction material and articles thereof, not mounted; not containing asbestos; other than brake lining and pad	18.304	205.667	138.610	2.477.140
68141000	Plates, sheets, strips, of agglomerated or reconstituted mica, whether or not on a support	-	2.653	-	13.181
68149000	Worked mica and articles of mica whether or not on a support of paper, paperboard or other materials; other than plates, sheets and strips of agglomerated or reconstituted mica	140	18.649	2.583	58.355
68151100	Carbon fibres	0	2	65	164
68151310	Yarn or thread of carbon fibres	2.424	13.583	2.376	15.280
68151390	Other than yarn or thread of carbon fibres	-	3.546	-	4.307
68151910	Yarn or thread of other carbon fibres	-	5.919	-	10.530
68151920	Bricks, paving slabs, floor tiles and similar articles of other carbon fibres	129.065	1.511.305	126.085	1.369.009

Tabel 3 : Ekspor Indonesia menurut Komoditi (Kode HS 8 digit)

Desember 2022

Kode H S	Uraian golongan barang	Berat bersih (Kg)		Nilai F.O.B. (U S \$)	
		Bulan ini	Kumulatif	Bulan ini	Kumulatif
(1)	(2)	(3)	(4)	(5)	(6)
68151990	Articles of carbon fibres for non-electrical uses; other articles of graphite or other carbon for non-electrical uses; other than those of HS 68151100 - 68151920	6.331	180.986	9.244	474.370
68152000	Articles of peat	-	18.250	-	4.708
68159100	Articles of stone or of other mineral substances containing magnesite, magnesia in the form of periclase, dolomite including in the form of dolime, or chromite	-	42	-	34
68159900	Articles of stone or of other mineral substances not containing magnesite, magnesia in the form of periclase, dolomite including in the form of dolime, or chromite	873.022	5.486.789	704.894	6.998.204
69010000	Bricks, blocks, tiles and other ceramic goods of siliceous fossil meals (for example, kieselguhr, tripolite or diatomite) or of similar siliceous earths	107.942	1.576.006	40.062	571.383
69021000	Refractory bricks, blocks, tiles and similar refractory ceramic constructional goods containing by weight, more than 50 % of the elements Mg, Ca or Cr, expressed as MgO, CaO or Cr2O3	20.400	71.130	29.000	72.657
69022000	Refractory bricks, blocks, tiles and similar refractory ceramic constructional goods containing by weight more than 50% of alumina (Al2O3), of silica (SiO2) of a mixture or compound of these products	121.063	689.753	22.168	178.517
69029000	Refractory bricks, blocks, tiles and similar refractory ceramic constructional goods, other than those of siliceous fossil meals or similar siliceous earths; n.e.c. in heading 6902	143.575	4.979.271	35.547	1.043.645
69032000	Other refractory ceramic goods containing by weight more than 50 % of alumina (Al2O3) or of a mixture or compound of alumina and of silica (SiO2)	1.884	13.999	8.594	57.952
69039000	Other refractory ceramic goods, other than those of siliceous fossil meals or of similar siliceous earths; n.e.c. in heading 6903	39.360	436.272	168.000	1.363.689
69041000	Ceramics building bricks	3.062	401.372	749	49.032
69049000	Flooring blocks, support or filler tiles and the like	323.023	2.866.824	77.632	689.833
69051000	Roofing tiles of ceramic	126.039	1.547.482	31.687	377.606
69059000	Chimney pot, cowl, chimney liner, architect ornament & other ceramic construction	130	58.522	115	30.404
69060000	Ceramic pipes, conduits ,guttering, pipe fittings	-	4	-	7
69072110	Lining tiles of a kind used for grinding mills, other than those of subheadings 690730 and 690740; unglazed; of a water absorption coefficient by weight not exceeding 0.5% :	7	12.171	65	35.233
69072121	Flag and paving,hearth/wall tile; unglazed other than of subheading 690730 & 690740 in a square the side of which is less than 7 cm and water absorption coefficient by weight not exceeding by 0.5%	-	62	-	378
69072122	Ceramic, wall tile, unglazed; large other than of subheading 690730 & 690740 in a square the side of which is less than 7 cm and water absorption coefficient by weight not exceeding by 0.5%	19.809	59.795	12.365	33.677
69072123	Flag and paving,hearth/wall tile; glazed other than of subheading 690730 & 690740 in a square the side of which is less than 7 cm and water absorption coefficient by weight not exceeding by 0.5%	216.233	2.596.064	55.287	555.151
69072124	Ceramic, wall tile, glazed; large other than of subheading 690730 & 690740 in a square the side of which is less than 7 cm and water absorption coefficient by weight not exceeding by 0.5%	289.573	2.764.479	66.781	635.156
69072191	Flag and paving,hearth/wall tile; unglazed other than of subheading 690730 & 690740 in a square the side of which is 7 cm or more and water absorption coefficient by weight not exceeding by 0.5%	161.831	724.452	50.218	338.445

Tabel 3 : Ekspor Indonesia menurut Komoditi (Kode HS 8 digit)

Desember 2022

Kode H S	Uraian golongan barang	Berat bersih (Kg)		Nilai F.O.B. (U S \$)	
		Bulan ini	Kumulatif	Bulan ini	Kumulatif
(1)	(2)	(3)	(4)	(5)	(6)
69072192	Ceramic, wall tile, unglazed; large other than of subheading 690730 & 690740 in a square the side of which is 7 cm or more and water absorption coefficient by weight not exceeding by 0.5%	-	1.881	-	508
69072193	Flag and paving,hearth/wall tile; glazed other than of subheading 690730 & 690740 in a square the side of which is 7 cm or more and water absorption coefficient by weight not exceeding by 0.5%	1.258.070	24.286.006	745.581	12.610.899
69072194	Ceramic, wall tile, glazed; large other than of subheading 690730 & 690740 in a square the side of which is 7 cm or more and water absorption coefficient by weight not exceeding by 0.5%	1.162.615	32.812.451	684.832	10.670.848
69072213	Flag and paving,hearth/wall tile; glazed other than of subheading 690730 & 690740 in a square the side of which is < 7 cm and water absorption coefficient by weight exceeding 0.5% but not exceeding 10%	75.231	1.384.191	17.691	318.675
69072291	Flag and paving,hearth/wall tile; unglazed other than of subheading 690730 & 690740 in a square side of which is ≥ 7 cm and water absorption coefficient by weight exceeding 0.5% but not exceeding 10%	-	2.059.200	-	281.089
69072293	Flag and paving,hearth/wall tile; glazed other than of subheading 690730 & 690740 in a square the side of which is ≥ 7 cm and water absorption coefficient by weight exceeding 0.5% but not exceeding 10%	2.900.446	65.355.890	522.337	11.740.967
69072294	Ceramic, wall tile, glazed; large other than of subheading 690730 & 690740 in a square the side of which is ≥ 7 cm and water absorption coefficient by weight exceeding 0.5% but not exceeding 10%	779.184	9.419.614	149.642	2.265.754
69072311	Flag and paving,hearth/wall tile; unglazed other than of subheading 690730 & 690740 in a square the side of which is less than 7 cm and water absorption coefficient by weight exceeding 10%	-	732	-	860
69072312	Ceramic, wall tile, unglazed; large other than of subheading 690730 & 690740 in a square the side of which is less than 7 cm and water absorption coefficient by weight exceeding 10%	-	2.677	-	1.106
69072313	Flag and paving,hearth/wall tile; glazed other than of subheading 690730 & 690740 in a square the side of which is less than 7 cm and water absorption coefficient by weight exceeding 10%	1.511.491	34.953.462	315.326	7.177.776
69072393	Flag and paving,hearth/wall tile; glazed other than of subheading 690730 & 690740 in a square the side of which is ≥ 7 cm and water absorption coefficient bby weight exceeding 10%	182.784	5.878.227	51.408	1.609.297
69072394	Ceramic, wall tile, glazed; large other than of subheading 690730 & 690740 in a square the side of which is ≥ 7 cm and water absorption coefficient by weight exceeding 10%	4.851.915	76.777.421	848.600	13.421.562
69073019	Mosaic cubes and the like, other than subheading 690740; unglazed, having the largest face of which is capable of being enclosed in a square the side of which is 7 cm or more	332	1.765	566	5.777
69073091	Mosaic cubes and the like, other than subheading 690740, glazed; having the largest face of which is capable of being enclosed in a square the side of which is less than 7 cm	-	25.705	-	43.683
69073099	Mosaic cubes and the like, other than subheading 690740, glazed; lhaving the largest face of which is capable of being enclosed in a square the side of which is 7 cm or more	-	28.746	-	9.137
69074010	Finishing ceramics of a kind used for lining grinding mills; unglazed	8.205	53.208	122.225	849.343
69074021	Finishing ceramics of other articles, having largest surface area visible after mounting is not exceeding 49 cm ² ; unglazed	4	43.523	60	16.902

Tabel 3 : Ekspor Indonesia menurut Komoditi (Kode HS 8 digit)

Desember 2022

Kode H S	Uraian golongan barang	Berat bersih (Kg)		Nilai F.O.B. (U S \$)	
		Bulan ini	Kumulatif	Bulan ini	Kumulatif
(1)	(2)	(3)	(4)	(5)	(6)
69074022	Finishing ceramics of other articles, having largest surface area visible after mounting is not exceeding 49 cm ² ; glazed	-	619.328	-	212.353
69074091	Finishing ceramics of other articles, having largest surface area visible after mounting is more than 49 cm ² ; unglazed	-	19	-	1.005
69074092	Finishing ceramics of other articles, having largest surface area visible after mounting is more than 49 cm ² ; glazed	-	2	-	10
69091100	Ceramic of porcelain or china for laboratory, chemical other technical use	280.471	7.423.383	1.285.737	35.894.680
69091200	Article having a hardness equivalent to 9 or more on the Mohs scale for laboratory, chemical other technical use	-	4	-	9
69091900	Ceramic wares for laboratory, chemical or other technical uses, other than articles having a hardness equivalent to 9 or more on the Mohs scale or of porcelain or china	708.093	8.214.171	7.325.756	90.057.530
69099000	Ceramic wares; pots, jars and similar articles of a kind used for the conveyance or packing of goods and ceramic troughs, tubs and similar receptacles used in agriculture	30.815	342.758	68.031	711.336
69101000	Ceramic sinks, wash basins, wash basin, of porcelain or china	717.449	10.878.855	1.842.407	29.515.972
69109000	Ceramic sinks, wash basins, wash basin, other than of porcelain or china	34.409	340.079	93.452	919.237
69111000	Tableware and kitchenware, of porcelain or china	761.024	13.157.510	5.350.095	81.702.921
69119000	Other household articles and toilet articles, of porcelain or china	33.344	428.219	241.052	2.102.312
69120000	Ceramic tableware, kitchenware, other household articles and toilet articles, other than of porcelain or china	244.847	6.302.503	795.810	18.096.089
69131010	Ornamental cigarette box and ashtray, of porcelain or china	-	256	-	1.359
69131090	Statuettes and other ornamental ceramic articles, of porcelain or china; other than ornamental cigarette boxes and ashtrays	11.443	248.598	74.354	1.390.544
69139010	Ornamental cigarette box and ashtray, other than of porcelain or china	-	19.837	-	164.354
69139090	Statuettes and other ornamental ceramic articles, other than of porcelain or china; other than ornamental cigarette boxes and ashtrays	61.237	895.175	146.982	3.106.319
69141000	Other ceramic articles, of porcelain or china	32.215	1.048.500	49.854	4.887.742
69149000	Other ceramic articles, other than of porcelain or china	181.343	2.878.945	230.066	2.548.620
70021000	Glass in balls	-	403	-	2.149
70022000	Glass in rods	-	167	-	118.861
70023110	Fused quartz or fused silica of a kind used to manufacture vacuum tubes	-	6	-	55
70023190	Fused quartz or fused silica of a kind used to other than manufacture vacuum tubes	-	92	-	12.718
70023210	Tube of other glass having a linear coefficient of expansion not exceeding 5 x 10 ⁻⁶ per Kelvin within a temperature range of 0 oC to 300 oC of a kind used to manufacture vacuum tubes	-	5	-	29
70023230	Borosilicate glass tubes of a kind used to manufacture phial/ampoules having a linear coefficient of expansion not exceeding 5x10 ⁻⁶ per Kelvin within a temperature range of 0 oC to 300 oC	-	14.949	-	35.268
70023240	Glass in tubes, unworked, having a linear coefficient of expansion < 5x10 ⁻⁶ per Kelvin w/ temperature range of 0 oC to 300 oC; of clear neutral borosilicate glass, w/ diameter ≥ 3mm but < 22mm	-	350	-	394
70023290	Glass in tubes, unworked, having a linear coefficient of expansion not exceeding 5 x 10 ⁻⁶ per Kelvin within a temperature range of 0 oC to 300 oC, other than those of HS 70023210 - 70023240	-	1	-	10
70023920	Glass in tubes, unworked, of clear neutral borosilicate glass, with a diameter of 3 mm or more but not more than 22 mm	313	14.224	800	9.727
70023990	Glass in tubes, unworked, n.e.c. in heading 7002	834	10.809	7.000	149.250

Tabel 3 : Ekspor Indonesia menurut Komoditi (Kode HS 8 digit)

Desember 2022

Kode H S	Uraian golongan barang	Berat bersih (Kg)		Nilai F.O.B. (U S \$)	
		Bulan ini	Kumulatif	Bulan ini	Kumulatif
(1)	(2)	(3)	(4)	(5)	(6)
70031210	Cast and rolled glass in non-wired sheet; colour; opacified; flashed reflecting or non layer; optical glass, not optically worked	-	7	-	25
70031220	Cast & rolled glass in non-wired sheet; colour; opacified; flashed reflecting or non layer; other than optical glass; in squares or rectangular shape, whether or not one or more corners have been cut	547	7.793	1.463	13.459
70031290	Cast & rolled glass in non-wired sheet; colour; opacified; flashed reflecting or non layer; other than optical glass; other than in squares or rectangular shape	1.573	27.777	2.704	65.928
70031910	Cast and rolled glass in non-wired sheet; not coloured, opacified, flashed reflecting or non layer; optical glass, not optically worked	-	33	-	4.046
70031920	Cast & rolled glass in non-wired sheet; not coloured, opacified, flashed reflecting/ non layer; other than optical glass; in squares/rectangular shape, whether or not one or more corners have been cut	-	10	-	5
70031990	Cast & rolled glass in non-wired sheet; not coloured, opacified, flashed reflecting/ non layer; other than optical glass; other than in squares or rectangular shape	-	216.785	-	185.273
70032090	Cast glass and rolled glass in wired sheets; other than in squares or rectangular shape	-	1.023	-	17
70033010	Cast glass and rolled glass in profiles; in squares or rectangular shape, whether or not one or more corners have been cut	54	283	111	1.260
70033090	Cast glass and rolled glass in profiles; other than in squares or rectangular shape	357	2.446	1.039	7.471
70042020	Optical glass in squares or rectangular shape, whether or not one/more corners have been cut; coloured, opacified, flashed or having an absorbent, reflecting or non-reflecting layer; optically worked	-	101	-	33
70042090	Optical glass ; coloured throughout, opacified, flashed or having an absorbent, reflecting or non-reflecting layer; optically work; other than in squares or rectangular shape	1.279	5.501	30.642	126.446
70049010	Optical glass, not optically worked; not coloured throughout the mass (body tinted), opacified, flashed or having an absorbent, reflecting or non-reflecting layer	-	61	-	150
70049020	Optical glass in squares or rectangular shape, whether or not one/more corners have been cut; not coloured, opacified, flashed /having an absorbent, reflecting/non-reflecting layer; optically worked	-	25	-	60
70049090	Optical glass; not coloured throughout, opacified, flashed or having an absorbent, reflecting or non-reflecting layer; optically work; other than in squares or rectangular shape	-	63.488	-	137.164
70051010	Optical float glass, not optically worked, having an absorbent, reflecting or non- reflecting layer	3.784.657	65.875.061	1.175.798	25.521.550
70051090	Non-wired glass, having an absorbent, reflecting or non- reflecting layer; other than optical float glass, not optically worked	2.391.621	31.088.833	1.917.578	23.475.454
70052110	Optical float glass, not optically worked; coloured throughout, opacified, flashed or merely surface ground; not having an absorbent, reflecting or non- reflecting layer	10.430.726	86.563.076	4.431.385	39.678.437
70052190	Other non-wired glass; coloured throughout, opacified, flashed or merely surface ground; not having an absorbent, reflecting or non- reflecting layer	14.302.935	161.240.965	7.855.792	67.880.563
70052910	Optical float glass, not optically worked; not coloured throughout, opacified, flashed or merely surface ground; not having an absorbent, reflecting or non- reflecting layer	-	744	-	300
70052990	Other non-wired glass; not coloured throughout, opacified, flashed or merely surface ground; not having an absorbent, reflecting or non- reflecting layer	5.247.715	19.708.462	1.642.452	7.041.254

Tabel 3 : Ekspor Indonesia menurut Komoditi (Kode HS 8 digit)

Desember 2022

Kode H S	Uraian golongan barang	Berat bersih (Kg)		Nilai F.O.B. (U S \$)	
		Bulan ini	Kumulatif	Bulan ini	Kumulatif
		(1)	(2)	(3)	(4)
70053090	Wired glass, other than in squares or rectangular shape, whether or not one or more corners have been cut	1.650	34.446	22.778	200.785
70060010	Optical glass, not optically worked	-	253	-	24.854
70060090	Glass of heading 7003, 7004 or 7005, bent, edge-worked, engraved, drilled, enamelled or otherwise worked, but not framed or fitted with other materials; other than optical glass	2.954	77.560	7.027	161.913
70071110	Toughened (tempered) safety glass suitable for vehicles of chapter 87	318.467	3.047.475	884.490	8.348.706
70071120	Toughened (tempered) safety glass suitable for aircraft, spacecraft of chapter 88	-	222	-	141.534
70071190	Toughened (tempered) safety glass suitable other than of chapter 87 and 88	-	1.381	-	2.213
70071910	Toughened (tempered) safety glass suitable for machine of heading 8429 or 8430	-	7	-	426
70071990	Toughened (tempered) safety glass suitable for other machinery	67.182	495.752	174.007	933.558
70072110	Laminated safety glass suitable for vehicles of chapter 87	569.992	5.900.508	1.160.322	12.602.925
70072190	Toughened (tempered) safety glass suitable other than of chapter 87 and 88	70	71	831	992
70072990	Laminated safety glass suitable for other machinery	98.626	851.167	142.975	1.058.394
70080000	Multiple-walled insulating units of glass	70.050	766.262	180.600	2.109.574
70091000	Rear-view mirrors for vehicles	24.711	267.740	525.637	5.831.171
70099100	Unframed glass mirrors	1.064.087	17.472.350	805.387	12.989.902
70099200	Framed glass mirrors	171.235	2.528.328	1.060.801	13.243.967
70101000	Ampoules of glass	33.217	271.913	367.066	2.519.408
70102000	Stoppers, lids and other closures of glass	5	12.789	1	28.054
70109040	Bottles and phials, of a kind used for antibiotics, serums and other injectable liquids; bottles of a kind used for intravenous fluids	208.113	2.656.098	1.646.473	22.236.314
70109091	Flasks, jars, pots, and other containers, of glass, of a kind used for the conveyance or packing of goods; preserving jars of glass; of a capacity exceeding 1 l	116	25.707	138	14.951
70109099	Flasks, jars, pots, and other containers, of glass, of a kind used for the conveyance or packing of goods; preserving jars of glass; of a capacity not exceeding 1 l	3.661.087	53.780.004	2.288.736	27.424.876
70111090	Glass envelops for electric lighting; other than stems	176	2.591	5.415	53.376
70112000	Glass envelops for cathode-ray tubes	140	632	1.313	5.896
70119000	Glass envelopes (including bulbs and tubes), open, and glass parts thereof, without fittings; other than in subheading 701110 - 701112	-	199	-	1.237
70131000	Glassware of a kind used for table, kitchen, toilet, office, indoor decoration or similar purposes (other than that of heading 7010 or 7018), of glass-ceramic	3.238	135.390	9.837	322.638
70132200	Stemware drinking glasses, other than glass ceramics; of lead crystal	2	2	5	5
70132800	Stemware drinking glasses, other than of glass ceramics; other than of lead crystal	115.679	618.805	87.770	846.147
70133300	Drinking glasses, other than glass ceramics; of lead crystal	20	4.098	26	7.904
70133700	Drinking glasses, other than of glass ceramics; other than of lead crystal	223.856	1.628.425	212.405	1.523.613
70134100	Glassware of a kind used for table (other than drinking glasses) or kitchen purposes, other than glass ceramics; of lead crystal	-	67	-	5.531
70134200	Glassware of a kind used for table (oth than drinking glasses)/kitchen purposes, oth than glass ceramics; of glass, linear coefficient of expansion $\leq 5 \times 10^{-6}$ per Kelvin, temperature of 0 oC to 300 oC	144.672	150.422	83.617	104.409
70134900	Glassware of a kind used for table (other than drinking glasses) or kitchen purposes, other than of glass-ceramics; other than those in HS 70134100 - 70134200	3.230.448	30.093.878	2.449.014	23.183.333

Tabel 3 : Ekspor Indonesia menurut Komoditi (Kode HS 8 digit)

Desember 2022

Kode H S	Uraian golongan barang	Berat bersih (Kg)		Nilai F.O.B. (U S \$)	
		Bulan ini	Kumulatif	Bulan ini	Kumulatif
(1)	(2)	(3)	(4)	(5)	(6)
70139100	Glassware of a kind used for table, kitchen, toilet, office, indoor decoration or similar purposes; other than those of subheading 701310 - 701349; of lead crystal	30	3.205	8.791	16.222
70139900	Glassware of a kind used for table, kitchen, toilet, office, indoor decoration or similar purposes; other than those of subheading 701310 - 701349; other than of lead crystal	199.203	3.348.622	527.985	9.962.464
70140010	Signalling glassware and optical elements of glass (other than those of heading 7015), not optically worked, of a kind suitable for use in motor vehicles	1	111	17	663
70140090	Signalling glassware and optical elements of glass (other than those of heading 7015), not optically worked, other than of a kind suitable for use in motor vehicles	62	248	2.423	8.227
70151000	Glasses for corrective spectacles	535	3.719	25.641	234.470
70159010	Clock or watch glasses	-	165	-	1.113
70159090	Glasses for non-corrective spectacles, curved, bent, hollowed or the like, not optically worked; hollow glass spheres and their segments, for the manufacture of such glasses	-	50	-	1.295
70161000	Glass cubes and other glass smallwares, whether or not on a backing, for mosaics or similar decorative purposes	218	13.146	16.651	244.430
70169000	Paving blocks,slabs,bricks,squares,tiles&oth articles of pressed glass,whether/not wired,for building purposes;leaded lights;multicellular/foam glass in blocks,panels,plates,shells/similar forms	3.141.635	29.262.154	1.328.088	13.258.286
70171090	Laboratory, hygienic or pharmaceutical glassware, whether or not graduated or calibrated; of other fused silica	-	942	-	41.057
70172000	Laboratory, hygienic/pharmaceutical glassware,whether/not graduated/calibrated; of oth glass having a linear coefficient of expansion $\leq 5 \times 10^{-6}$ per Kelvin within a temperature range of 0 oC to 300 oC	9.624	74.836	147.737	1.431.307
70179000	Laboratory, hygienic or pharmaceutical glassware, whether or not graduated or calibrated; n.e.c. in heading 7017	14.318	195.591	272.264	3.335.072
70181010	Glass beads	203	9.816	17.034	151.601
70181090	Imitation pearls, imitation precious or semi-precious stonesand similar glass smallwares	323	7.967	3.162	78.148
70182000	Glass microspheres not exceeding 1 mm in diameter	48	155	1.458	5.453
70189010	Glass eyes other than prosthetic articles	-	7.044	-	11.572
70189090	Statuettes and other ornaments of lamp- worked glass, other than imitation jewellery	234	9.802	1.583	44.272
70191100	Chopped strands of a length of not more than 50 mm	0	5.162	1.362	30.110
70191200	Rovings	94.014	278.914	58.738	327.055
70191300	Other yarn, slivers	-	4.608	-	20.481
70191400	Mechanically bonded mats	-	352	-	567
70191500	Chemically bonded mats	1.241	107.329	14.112	398.383
70191900	Glass fibres and articles thereof; slivers, rovings, yarn and chopped strands and mats thereof, other than in subheading 701911 to 701915	1.278	221.446	2.393	927.262
70196100	Closed woven fabrics of rovings; mechanically bonded fabrics	-	18.590	-	27.346
70196400	Closed woven fabrics, plain weave, of yarns, coated or laminated; mechanically bonded fabrics	1.566	13.035	12.023	99.367
70196600	Open woven fabrics of a width exceeding 30 cm; mechanically bonded fabrics	13.899	294.646	61.219	996.098
70196900	Glass fibres and articles thereof; mechanically bonded fabrics, other than those of subheading 701961 - 701966	0	33	15	681
70197100	Veils (thin sheets); chemically bonded fabrics	-	21.553	-	27.078
70198010	Glass wool	-	22.553	-	177.517
70199030	Glass fibre, excluding glass wool	30	290	193	1.425
70199040	Asphalt or coal-tar impregnated glass fibre outerwrap of a kind used for pipelines	-	7	-	2.453
70199050	Woven fabrics of rovings	-	18.100	-	27.858

Tabel 3 : Ekspor Indonesia menurut Komoditi (Kode HS 8 digit)

Desember 2022

Kode H S	Uraian golongan barang	Berat bersih (Kg)		Nilai F.O.B. (U S \$)	
		Bulan ini	Kumulatif	Bulan ini	Kumulatif
(1)	(2)	(3)	(4)	(5)	(6)
70199090	Glass fibres and articles thereof; other than those of HS 70191100 - 70199050	6.498	74.022	39.084	532.026
70200011	Glass moulds, of a kind used for the manufacture of acrylic goods	1.752	20.386	6.497	77.752
70200019	Glass moulds, of a kind other than used for the manufacture of acrylic goods	18.427	214.085	73.152	689.497
70200020	Quartz reactor tubes and holders designed for insertion into diffusion and oxidation furnaces for production of semiconductor wafers	-	4.060	-	14.201
70200030	Glass inners for vacuum flasks or other vacuum vessels	1.379	6.898	3.019	23.885
70200090	Other articles of glass; n.e.c in heading 7020	45.572	481.744	99.228	1.656.382
71011000	Natural pearls	-	0	-	50
71012100	Unworked cultured pearls	372	9.659	1.891.379	52.875.322
71012200	Worked cultured pearls	-	231	-	1.593.436
71022900	Industrial diamond, worked	0	2	34.359	405.136
71023900	Non-industrial diamond, worked	0	1	308.234	1.104.492
71031010	Rubies, unworked or simply sawn or roughly shaped	60	192	2.269	2.518
71031090	Precious stones (other than diamonds) and semi-precious stones, unworked or simply sawn or roughly shaped; other than rubies or jade	-	37.939	-	128.425
71039110	Rubies, worked	-	5	-	328
71039190	Sapphires and emeralds, worked	4	19.490	192	40.393
71039900	Precious stones (other than diamonds) and semi-precious stones, worked; other than rubies, sapphires and emeralds	8.067	159.470	118.863	1.362.008
71041020	Piezo-electric quartz, worked	-	160	-	362
71042100	Synthetic or reconstructed diamonds, unworked or simply sawn or roughly shaped	0	1	524	1.545
71042900	Synthetic or reconstructed precious or semi-precious stones, other than diamonds, unworked or simply sawn or roughly shaped	-	151	-	3.068
71049100	Synthetic or reconstructed diamonds, worked	-	236	-	1.870
71049900	Synthetic or reconstructed precious or semi-precious stones, other than diamonds, worked	3	3.714	94	258.565
71059000	Dust and powder of natural or synthetic precious or semi-precious stones, other than of diamonds	-	93	-	4.590
71069100	Silver, unwrought	5.755	142.860	4.101.090	97.563.098
71069200	Silver in semi-manufactured form	360	360	77.004	77.004
71081210	Non-monetary gold in unwrought forms; in lumps, ingots or cast bars	1.393	17.701	80.249.465	1.027.508.068
71081290	Non-monetary gold in unwrought forms; other than in lumps, ingots or cast bars	-	70	-	5.884
71090000	Base metals or silver, clad with gold, not further worked than semi-manufactured	-	2	-	320
71103900	Rhodium in semi-manufactured forms	-	2	-	69.678
71104190	Iridium, osmium and ruthenium, unwrought or in powder form; other than in lumps, ingots, cast bars or in powder form	2	2	0	0
71110090	Base metals, other than silver or gold, clad with platinum, not further worked than semi-manufactured	-	120	-	960
71123000	Ash containing precious metal or precious metal compounds	260.000	261.066	83.200	1.681.065
71129100	Waste and scrap of gold, including metal clad with gold but excluding sweepings containing other precious metals	448	1.862	25.391.059	106.583.117
71129200	Waste and scrap of platinum, including metal clad with platinum but excluding sweepings containing other precious metals	1.212	15.376	155.432	7.125.285
71129910	Waste and scrap of silver, including metal clad with silver but excluding sweepings containing other precious metals	5.867	67.710	196.614	3.776.845
71129990	Waste & scrap of precious metal (other than of gold, platinum, silver); waste & scrap containing precious metal/metal compounds, principally for the recovery of precious metal other than goods of heading 8549	139.759	1.489.606	115.617.767	1.187.816.194

Tabel 3 : Ekspor Indonesia menurut Komoditi (Kode HS 8 digit)

Desember 2022

Kode H S	Uraian golongan barang	Berat bersih (Kg)		Nilai F.O.B. (U S \$)	
		Bulan ini	Kumulatif	Bulan ini	Kumulatif
(1)	(2)	(3)	(4)	(5)	(6)
71131110	Part of silver jewellery, whether or not plated or clad with precious metal	150	2.897	620.750	8.196.962
71131190	Articles of silver jewellery other than its parts, whether or not plated or clad with precious metal	7.819	102.542	5.461.572	75.178.673
71131910	Part of other precious metal jewellery (other than of silver), whether or not plated or clad with precious metal	2	183	140.639	1.399.891
71131990	Articles of other precious metal jewellery (other than its parts), other than of silver, whether or not plated or clad with precious metal	6.408	80.128	313.050.646	3.697.661.416
71132010	Part of base metal jewellery, clad with precious metal	-	1	-	1.015
71132090	Articles of base metal jewellery, other than its parts, clad with precious metal	215	1.737	20.209	257.313
71141100	Articles of silversmiths' wares and parts there of, whether or not plated or clad with other precious metal	8	1.148	5.710	487.984
71141900	Articles of goldsmiths' wares and parts there of, whether or not plated or clad with other precious metal	93	258	4.939.532	9.556.137
71142000	Articles of base metal wares and parts there of, clad with precious metal	-	247	-	8.612
71151000	Catalysts in the form of wire cloth or grill, of platinum	13	191	8.097	49.249
71159010	Other articles of gold or silver	2	1.163	31.356	252.164
71159020	Other articles of metal clad with gold or silver	-	51	-	409
71159090	Other articles of precious metal or of metal clad with precious metal; other than catalysts in the form of wire cloth/grill, of platinum; other than of gold/silver, or of metal clad with gold/ silver	-	254	-	34.899
71161000	Articles of natural or cultured pearl	12	3.604	125.568	189.359
71162000	Articles of precious or semi-precious stones (natural, synthetic or reconstructed)	172	1.271	2.892	46.266
71171110	Imitation jewellery of base metal, whether or not plated with precious metal; parts of cuff-links and studs	-	3	-	253
71171190	Imitation jewellery of base metal, whether or not plated with precious metal; cuff-links and studs; other than its parts	5.995	83.262	480.873	7.284.285
71171910	Imitation jewellery of base metal, whether or not plated with precious metal; other than cuff-links and studs; bangles	33	393	86	5.632
71171920	Imitation jewellery of base metal, whether or not plated with precious metal; other than cuff-links and studs; other than bangles	5.848	95.299	384.726	6.005.432
71171990	Part of imitation jewellery of base metal, whether or not plated with precious metal; other than parts of cuff-links and studs	6.531	75.563	505.320	4.537.890
71179010	Imitation jewellery; other than of base metal; bangles	4	24.283	900	120.133
71179020	Imitation jewellery; other than of base metal; other than bangles	506	22.891	9.514	299.582
71179094	Parts of imitation jewelry; wholly of plastics, glass, wood, worked tortoise shell, ivory, bone, horn, coral, mother-of-pearl, other animal carving material, worked vegetable/mineral carving material/ of porcelain	3.564	140.215	26.899	366.570
71179099	Part of imitation jewellery, other than of base metal; other than those of HS 71179094	24.364	137.469	159.661	2.077.992
71181010	Silver coin, not being legal tender	-	50	-	574
71181090	Coin (other than gold coin), not being legal tender; other than silver coin	109	944	2.470	22.782
71189010	Gold coin, whether or not legal tender	230	992	3.536	12.807
71189090	Coin, whether or not legal tender; other than gold coin or silver coin	1	117	385	5.096
72011000	Pig iron and spiegeleisen in pig, block or oth primary form, nonalloy pig iron weight not exceeding than 0.5% phosphorus	-	126	-	532
72015000	Alloy pig iron; spiegeleisen	1.989.668	35.844.917	3.057.577	54.366.475
72021900	Ferro-manganese containing by weight not more than 2 % carbon	-	27.000	-	106.650

Tabel 3 : Ekspor Indonesia menurut Komoditi (Kode HS 8 digit)

Desember 2022

Kode H S	Uraian golongan barang	Berat bersih (Kg)		Nilai F.O.B. (U S \$)	
		Bulan ini	Kumulatif	Bulan ini	Kumulatif
(1)	(2)	(3)	(4)	(5)	(6)
72023000	Ferro-silico-manganese	511.144	8.008.606	735.644	12.610.927
72025000	Ferro-silico-chromium	-	48.162.791	-	73.609.105
72026000	Ferro-nickel	564.729.595	5.779.785.224	1.304.131.128	13.621.270.768
72029900	Ferro-alloys; n.e.c. in heading 7202	-	77.613	-	288.990
72041000	Waste and scrap of cast iron	2.595	817.793	949	523.920
72042100	Waste and scrap of alloy steel; of stainless steel	2.550.752	40.087.963	3.407.994	68.267.440
72044900	Waste and scrap of iron or steel; other than turning, shaving, chip, milling waste, sawdust, filing, trimming and stamping, whether or not in bundle	-	1.623.008	-	948.307
72051000	Granules, of pig iron, spiegeleisen, iron or steel	-	26.548	-	33.390
72052100	Powders of alloy steel	-	80.002	-	2.603
72052900	Powders, of pig iron, spiegeleisen, iron or steel; other than of alloy steel	20	22.684	16	29.695
72061090	Iron and non-alloy steel in ingots or other primary forms other than iron heading of 7203, containing by weight not more than 06% of carbon	-	206	-	254
72069000	Iron and non-alloy steel in primary forms other than iron heading of 7203, other than ingot	2.219	37.501	19.711	211.360
72071100	Semi-finished products of iron or non-alloy steel; containing by weight < 0.25 % of carbon; of rectangular (including square) cross-section, the width measuring less than twice the thickness	151.814.700	1.094.631.100	76.366.193	610.186.216
72071210	Semi-finished products of iron or non-alloy steel slabs; containing by weight < 0.25% of carbon; of rectangular (other than square) cross-section, the width measuring less than twice the thickness	-	410.845.280	-	337.753.340
72071290	Semi-finished products of iron/non-alloy steel oth than slabs; containing by weight < 0.25% of carbon;of rectangular (other than square) cross-section,the width measuring less than twice the thickness	4.522	42.992	27.369	246.636
72071900	Semi-finished products of iron or non-alloy steel; containing by weight < 0.25 % of carbon; other than of rectangular cross-section, the width measuring less than twice the thickness	-	5.522	-	21.240
72072010	Semi-finished products of iron or non-alloy steel slabs; containing by weight ≥ 0.25 % but < 0.6 % of carbon	-	15.551.950	-	9.255.533
72072029	Other than blocks roughly shaped by forging; sheet bars, not slabs; containing by weight ≥ 0.25 % but < 0.6 % of carbon	39.663.840	729.209.380	20.178.616	419.172.637
72072092	Blocks roughly shaped by forging; sheet bars, not slabs; containing by weight ≥ 0.6 % of carbon	-	5.034	-	23.877
72072099	Other than blocks roughly shaped by forging; sheet bars, not slabs; containing by weight ≥ 0.6 % of carbon	-	1.603	-	2.800
72082500	Flat-rolled products of iron or non-alloy steel in coils, of a width ≥ 600 mm; of a thickness ≥ 4.75 mm; not further worked than hot-rolled, pickled, not clad, plated or coated	-	28	-	550
72082600	Flat-rolled products of iron or non-alloy steel in coils, of a width ≥ 600 mm; of a thickness ≥ 3 mm but < 4.75 mm; not further worked than hot-rolled, pickled, not clad, plated or coated	-	2.256.440	-	1.964.886
72082711	Flat-rolled products of iron or non-alloy steel in coils, of a width ≥ 600mm; of a thickness < 2mm; containing carbon ≥ 0.6%; not further worked than hot-rolled, pickled, not clad, plated or coated	-	386	-	11.809
72082719	Flat-rolled products of iron or non-alloy steel in coils, of a width ≥ 600mm; of a thickness < 2mm; containing carbon < 0.6%; not further worked than hot-rolled, pickled, not clad, plated or coated	-	1.945	-	2.112
72082799	Flat-rolled products of iron/non-alloy steel in coils, of a width ≥ 600mm; of a thickness ≥ 2mm but < 3mm; containing carbon < 0.6%; not further worked than hot-rolled,pickled,not clad,plated/coated	-	2.553.095	-	2.299.726

Tabel 3 : Ekspor Indonesia menurut Komoditi (Kode HS 8 digit)

Desember 2022

Kode H S	Uraian golongan barang	Berat bersih (Kg)		Nilai F.O.B. (U S \$)	
		Bulan ini	Kumulatif	Bulan ini	Kumulatif
(1)	(2)	(3)	(4)	(5)	(6)
72083600	Flat-rolled products of iron or non-alloy steel in coils, of a width ≥ 600 mm; of a thickness > 10 mm; not further worked than hot-rolled, not clad, plated or coated	1.137.490	9.074.153	677.744	7.010.709
72083700	Flat-rolled products of iron or non-alloy steel in coils, of a width ≥ 600 mm; of a thickness ≥ 4.75 mm but ≤ 10 mm; not further worked than hot-rolled, not clad, plated or coated	22.057.201	48.248.959	11.448.947	32.751.336
72083800	Flat-rolled products of iron or non-alloy steel in coils, of a width ≥ 600 mm; of a thickness ≥ 3 mm but < 4.75 mm; not further worked than hot-rolled, not clad, plated or coated	37.580.901	140.389.472	19.360.098	105.869.109
72083910	Flat-rolled products of iron or non-alloy steel in coils, of a width ≥ 600 mm; of a thickness ≤ 0.17mm; containing carbon < 0.6%; not further worked than hot-rolled, not clad, plated/coated	-	2	-	1
72083940	Flat-rolled products of iron/non-alloy steel in coils, of a width ≥ 600mm but ≤ 1,250mm; of a thickness > 2mm but < 3mm; max tensile strength 550Mpa; not further worked than hot-rolled, not clad, plated/coated	-	3	-	338
72083990	Flat-rolled products of iron or non-alloy steel in coils, of a width ≥ 600mm; of a thickness > 1,5mm but < 3mm; containing carbon ≥ 0.6%; not further worked than hot-rolled, not clad, plated/coated	42.765.685	290.335.700	25.400.095	230.650.643
72084000	Flat-rolled products of iron or non-alloy steel in coils, of a width ≥ 600 mm; not in coils, not further worked than hot-rolled, with patterns in relief, plated or coated	-	976	-	80.420
72085100	Flat-rolled products of iron or non-alloy steel not in coils, of a width ≥ 600 mm; of a thickness > 10 mm; not further worked than hot-rolled, not clad, plated or coated	41.876.465	454.090.522	33.548.845	416.950.045
72085200	Flat-rolled products of iron or non-alloy steel not in coils, of a width ≥ 600 mm; of a thickness ≥ 4.75 mm but ≤ 10 mm; not further worked than hot-rolled, not clad, plated or coated	23.469.595	177.012.866	17.360.729	154.591.813
72085300	Flat-rolled products of iron or non-alloy steel not in coils, of a width ≥ 600 mm; of a thickness ≥ 3 mm but < 4.75 mm; not further worked than hot-rolled, not clad, plated or coated	250.130	1.539.646	152.829	1.202.262
72085490	Flat-rolled products of iron/non-alloy steel not in coils, of a width ≥ 600mm; of a thickness > 0.17mm but < 3mm; containing carbon < 0.6%; not further worked than hot-rolled, not clad, plated/coated	-	204.267	-	177.380
72089090	Flat-rolled products of iron/non-alloy steel, other than coil and not coils, of a width ≥ 600 mm; other than with of a thickness ≤ 0.17mm and containing carbon < 0.6%; hot-rolled, not clad, plated/coated	9.241	333.648	2.650	390.176
72091610	Flat-rolled products of iron or non-alloy steel in coil; of a width ≥ 600 mm but ≤ 1,250 mm; of a thickness > 1 mm but < 3 mm; not further worked than cold-rolled, not clad, plated or coated	174.770	11.292.247	126.658	10.287.547
72091690	Flat-rolled products of iron or non-alloy steel in coil; of a width > 1,250 mm; of a thickness > 1 mm but < 3 mm; not further worked than cold-rolled, not clad, plated or coated	60	1.469.455	30	1.408.383
72091710	Flat-rolled products of iron or non-alloy steel in coil; of a width ≥ 600 mm but ≤ 1,250 mm; of a thickness ≥ 0.5 mm but ≤ 1 mm; not further worked than cold-rolled, not clad, plated or coated	216.510	8.331.670	156.978	8.653.420
72091790	Flat-rolled products of iron or non-alloy steel in coil; of a width > 1,250 mm; of a thickness ≥ 0.5 mm but ≤ 1 mm; not further worked than cold-rolled, not clad, plated or coated	-	247.400	-	190.421
72091810	Tin-mill blackplate in coil; of a width of 600 mm or more; of a thickness < 0.5 mm; not further worked than cold-rolled, not clad, plated or coated,	-	259.035	-	300.549
72091899	Flat-rolled products of iron/non-alloy steel in coil, other than tin-mill blackplate; of a width ≥ 600mm; carbon < 0.6% and of thickness > 0.17mm but < 0.5mm; not further worked than cold-rolled, not clad, plated/coated	320.320	2.018.450	231.883	1.895.819

Tabel 3 : Ekspor Indonesia menurut Komoditi (Kode HS 8 digit)

Desember 2022

Kode H S	Uraian golongan barang	Berat bersih (Kg)		Nilai F.O.B. (U S \$)	
		Bulan ini	Kumulatif	Bulan ini	Kumulatif
(1)	(2)	(3)	(4)	(5)	(6)
72092610	Flat-rolled products of iron or non-alloy steel not in coil; of a width ≥ 600 mm but ≤ 1,250 mm; of a thickness > 1 mm but < 3 mm; not further worked than cold-rolled, not clad, plated or coated	-	50.450	-	57.181
72092790	Flat-rolled products of iron or non-alloy steel not in coil; of a width > 1,250 mm; of a thickness ≥ 0.5 mm but ≤ 1 mm; not further worked than cold-rolled, not clad, plated or coated	-	3.095	-	3.693
72092890	Flat-rolled products of iron/non-alloy steel not in coil, oth than tin-mil blackpate; of width ≥ 600 mm; carbon < 0.6% & of thickness > 0.17 mm but < 0.5 mm; not further worked than cold-rolled, not clad, plated/coated	-	85.530	-	80.313
72101110	Flat-rolled products of iron or non-alloy steel, of a width ≥ 600 mm, clad, plated or coated with tin; of a thickness ≥ 0.5 mm; containing by weight ≥ 0.6 % of carbon	-	0	-	1
72101190	Flat-rolled products of iron or non-alloy steel, of a width ≥ 600 mm, clad, plated or coated with tin; of a thickness ≥ 0.5 mm; containing by weight < 0.6 % of carbon	-	548	-	9.907
72101210	Flat-rolled products of iron or non-alloy steel, of a width ≥ 600 mm, clad, plated or coated with tin; of a thickness < 0.5 mm; containing by weight ≥ 0.6 % of carbon	161	161	180	180
72101290	Flat-rolled products of iron or non-alloy steel, of a width ≥ 600 mm, clad, plated or coated with tin; of a thickness < 0.5 mm; containing by weight < 0.6 % of carbon	334	172.778	215	451.261
72103011	Flat-rolled products of iron or non-alloy steel, of a width ≥ 600 mm, clad, electrolytically plated or coated with zinc; containing by weight < 0.6 % of carbon; of a thickness ≤ 1.2 mm	-	113.923	-	194.051
72103019	Flat-rolled products of iron or non-alloy steel, of a width ≥ 600 mm, clad, electrolytically plated or coated with zinc; containing by weight < 0.6 % of carbon; of a thickness > 1.5 mm	21	24.381	62	593.371
72103099	Flat-rolled products of iron or non-alloy steel, of a width ≥ 600 mm, clad, electrolytically plated or coated with zinc; containing by weight ≥ 0.6 % of carbon; of a thickness > 1.2 mm	25	217	68	928
72104199	Flat-rolled products of iron or non-alloy steel, of a width ≥ 600 mm, clad, otherwise plated or coated with zinc; corrugated; containing by weight ≥ 0.6 % of carbon; of a thickness > 1.2 mm	75	2.955	45	1.317
72104911	Flat-rolled products of iron/non-alloy steel, of a width ≥ 600 mm, clad, plated/coated w/ zinc by the iron-zinc alloyed coating method; oth than corrugated; by weight < 0,04% of carbon & of a thickness ≤ 1.2 mm	52.576	182.795	111.627	383.943
72104914	Flat-rolled products of iron/non-alloy steel, of a width ≥ 600 mm, clad, plated/coated with zinc-aluminium-magnesium alloys; oth than corrugated; by weight < 0.6% of carbon & of a thickness ≤ 1.2 mm	-	844	-	134
72104915	Flat-rolled products of iron/non-alloy steel, of a width ≥ 600 mm, clad, plated/coated with zinc-aluminium-magnesium alloys; oth than corrugated; by weight < 0.6% of carbon & of a thickness > 1.2 mm but ≤ 1.5 mm	-	2.815	-	9.891
72104917	Flat-rolled products of iron/non-alloy steel, of a width ≥ 600 mm, clad, plated/coated with zinc; oth than corrugated; by weight < 0.6 % of carbon & of a thickness ≤ 1.2 mm	1.576.689	38.649.606	1.579.502	47.120.113
72104919	Flat-rolled products of iron/non-alloy steel, of a width ≥ 600 mm, clad, plated/coated with zinc; oth than corrugated; by weight < 0.6 % of carbon & of a thickness > 1.5 mm	116.457	1.895.787	131.778	2.537.786
72104999	Flat-rolled products of iron/non-alloy steel, of a width ≥ 600 mm, clad, plated/coated with zinc; oth than corrugated; by weight ≥ 0.6 % of carbon & of a thickness > 1.2 mm	-	775	-	548

Tabel 3 : Ekspor Indonesia menurut Komoditi (Kode HS 8 digit)

Desember 2022

Kode H S	Uraian golongan barang	Berat bersih (Kg)		Nilai F.O.B. (U S \$)	
		Bulan ini	Kumulatif	Bulan ini	Kumulatif
(1)	(2)	(3)	(4)	(5)	(6)
72105000	Flat-rolled products of iron or non-alloy steel, of a width ≥ 600 mm, clad, plated or coated with chromium oxides or with chromium and chromium oxides	318.751	5.626.638	392.183	8.020.715
72106111	Flat-rolled products of iron or non-alloy steel, of a width ≥ 600 mm, clad, plated or coated with aluminium-zinc alloys; by weight < 0.6 % of carbon; of a thickness ≤ 1.2 mm	209.472	15.397.010	219.274	19.297.316
72106119	Flat-rolled products of iron or non-alloy steel, of a width ≥ 600 mm, clad, plated or coated with aluminium-zinc alloys; by weight < 0.6 % of carbon; of a thickness > 1.5 mm	-	28.017	-	43.947
72106199	Flat-rolled products of iron or non-alloy steel, of a width ≥ 600 mm, clad, plated or coated with aluminium-zinc alloys; by weight ≥ 0.6 % of carbon; of a thickness > 1.2 mm & other than corrugated	-	159.187	-	81.807
72106999	Flat-rolled products of iron or non-alloy steel, of a width ≥ 600 mm, clad, other than plated or coated with aluminium-zinc alloys; by weight ≥ 0.6 % of carbon; of a thickness > 1.2 mm	163.513	1.021.214	65.395	463.768
72107012	Flat-rolled products of iron or non-alloy steel, of a width ≥ 600 mm, clad, painted after coating with zinc; varnished or coated with plastics; by weight < 0.6 % of carbon & of a thickness ≤ 1.5 mm	1	2.214.744	14	4.024.214
72107013	Flat-rolled products of iron/non-alloy steel, of a width ≥ 600mm,clad,painted after coating with aluminium-zinc alloys; varnished/coated w/ plastics; by weight < 0.6% of carbon&of a thickness ≤ 1.5mm	-	3	-	20
72107019	Flat-rolled products of iron/non-alloy steel,of width≥ 600mm,clad,painted oth than after coating w/ zinc/aluminium-zinc alloys;varnished/coated w/ plastic;by weight<0.6% of carbon&of thickness≤ 1.5mm	247.395	3.309.011	452.996	6.084.095
72107021	Flat-rolled products of iron or non-alloy steel, of a width ≥ 600 mm, clad, painted, varnished or coated with plastics; by weight < 0.6 % of carbon	446	756	12.724	21.173
72107029	Flat-rolled products of iron or non-alloy steel, of a width ≥ 600 mm, clad, other than painted, varnished or coated with plastics; by weight < 0.6 % of carbon	-	2	-	8
72109090	Flat-rolled products of iron or non-alloy steel, of a width ≥ 600 mm; clad, plated or coated other than in HS 72101110 - 72107091; by weight < 0.6 % of carbon and of thickness > 15 mm	22.431	264.726	63.903	559.464
72111313	Flat-rolled products of iron/non-alloy steel,not clad, plated/coated;hot-rolled;rolled on four faces or in a closed box pass, width > 150mm, thick ≥ 4mm; weight < 0.6% carbon; hoop & strip	-	88.821	-	88.711
72111314	Flat-rolled products of iron/non-alloy steel,not clad, plated/coated;hot-rolled;rolled on four faces or in a closed box pass, width > 150mm, thick ≥ 4mm; weight < 0.6% carbon; universal plates	-	151	-	25
72111319	Flat-rolled products of iron/non-alloy steel,not clad,plated;hot-rolled;rolled 4 faces/in a closed box pass,width>150mm,thick≥4mm;weight<0.6%carbon;oth than corrugated,hoop&strip,universal plates	-	591.296	-	1.232.761
72111393	Flat-rolled products of iron/non-alloy steel,not clad,plated/coated;hot-rolled;rolled 4 faces/in a closed box pass, width > 150mm, thick ≥ 4mm; weight ≥ 0.6% carbon; universal plates	-	1	-	19
72111399	Flat-rolled products of iron/non-alloy steel,not clad,plated/coated;hot-rolled;rolled 4 faces/in a closed box pass,width>150mm,thick≥ 4mm; weight ≥ 0.6% carbon;oth than hoop & strip,universal plates	-	1	-	87

Tabel 3 : Ekspor Indonesia menurut Komoditi (Kode HS 8 digit)

Desember 2022

Kode H S	Uraian golongan barang	Berat bersih (Kg)		Nilai F.O.B. (U S \$)	
		Bulan ini	Kumulatif	Bulan ini	Kumulatif
(1)	(2)	(3)	(4)	(5)	(6)
72111919	Flat-rolled products of iron/non-alloy steel,not clad, plated/coated,width<600mm;hot-rolled;oth than rolled on 4 faces;weight < 0.6% carbon;oth than hoop & strip,universal plates, corrugated	-	10	-	490
72111999	Flat-rolled products of iron/non-alloy steel,not clad, plated/coated,width<600mm;hot-rolled;oth than rolled on 4 faces;weight ≥ 0.6% carbon;oth than hoop & strip,universal plates	-	85	-	10
72112320	Flat-rolled products of iron/non-alloy steel, not clad, plated or coated, width<600mm; cold-rolled; weight < 0.25% carbon; hoop and strip, of a width not exceeding 400 mm	-	1.392	-	4.223
72112390	Flat-rolled products of iron/non-alloy steel, not clad, plated/coated, width<600mm; cold-rolled; weight < 0.25% carbon; oth than corrugated; oth than hoop&strip width ≤400 mm; oth than thick ≤ 0.17mm	-	3.322	-	858
72112990	Flat-rolled products of iron/non-alloy steel, not clad, plated/coated, width<600mm; cold-rolled; weight ≥ 0.25% carbon; oth than corrugated; oth than hoop&strip width ≤400 mm; oth than thick ≤ 0.17mm	-	32	-	30
72119099	Flat-rolled products of iron/non-alloy steel,not clad, plated/coated; further worked than hot-rolled or cold-rolled; weight ≥ 0.6% carbon; of a thickness of > 0.17 mm	-	10.330	-	103.542
72121019	Flat-rolled products of iron/non-alloy steel; plated/coated with tin; weight < 0.6 % of carbon; other than hoop & strip of a width ≤ 25 mm or of a width > 400 mm	-	471	-	972
72122010	Flat-rolled products of iron/non-alloy steel; electrolytically plated or coated with zinc; hoop and strip, of a width not exceeding 400 mm	-	14.784	-	74.457
72122020	Flat-rolled products of iron/non-alloy steel; electrolytically plated/coated with zinc; other than hoop&strip, of a width ≤ 400 mm; containing by weight < 0.6 % of carbon & of thick ≤ 15 mm	-	3.760	-	6.885
72122090	Flat-rolled products of iron/non-alloy steel; electrolytically plated/coated with zinc; other than hoop&strip, of a width ≤ 400 mm; other than containing by weight < 0.6 % of carbon & of thick ≤ 15 mm	-	15.612	-	5.415
72123012	Flat-rolled products of iron/non-alloy steel; otherwise plated or coated with zinc; weight < 0.6 % of carbon; hoop and strip, of a width > 25 mm and ≤ 400 mm	-	269.141	-	442.785
72123013	Flat-rolled products of iron/non-alloy steel; otherwise plated or coated with zinc; weight < 0.6 % of carbon; other than hoop and strip; of a thickness of ≤ 15 mm	-	24.708	-	24.958
72123090	Flat-rolled products of iron/non-alloy steel; otherwise plated or coated with zinc; weight ≥ 0.6 % of carbon	-	1.228.291	-	1.529.004
72124014	Flat-rolled products of iron/non-alloy steel; painted, varnished/ coated with plastics; weight < 0.6 % of carbon; other than hoop and strip; painted after coating with aluminium-zinc alloys	-	4	-	204
72124019	Flat-rolled products of iron/non-alloy steel;painted,varnished/ coated with plastics;weight<0.6% of carbon;oth than hoop and strip;oth than painted after coating with zinc/with aluminium-zinc alloys	-	43	-	102
72124099	Flat-rolled products of iron/non-alloy steel; painted, varnished/ coated with plastics; weight ≥ 0.6 % of carbon; other than hoop and strip, of a width ≤ 400 mm	-	120	-	3.470
72125024	Flat-rolled products of iron/non-alloy steel; plated/coated with aluminium-zinc alloys; hoop and strip, of a width > 25 mm; universal plates	40	11.954.718	200	15.972.537
72125029	Flat-rolled products of iron/non-alloy steel; plated/coated with aluminium-zinc alloys; other than hoop and strip; other than universal plate	-	22	-	861

Tabel 3 : Ekspor Indonesia menurut Komoditi (Kode HS 8 digit)

Desember 2022

Kode H S	Uraian golongan barang	Berat bersih (Kg)		Nilai F.O.B. (U S \$)	
		Bulan ini	Kumulatif	Bulan ini	Kumulatif
(1)	(2)	(3)	(4)	(5)	(6)
72125094	Flat-rolled products of iron/non-alloy steel; other than plated/coated with chromium oxides/with chromium&chromium oxides/with aluminium-zinc alloys; hoop and strip, of a width>25mm; universal plates	-	61	-	183
72125099	Flat-rolled products of iron/non-alloy steel; other than plated/coated with chromium oxides/with chromium&chromium oxides/with aluminium-zinc alloys;other than hoop & strip;other than universal plate	-	1.916.397	-	1.558.711
72131010	Bars & rods, hot-rolled, in irregularly wound coils, of iron or non-alloy steel; containing indentations, ribs, grooves or other deformations; of circular cross-section measuring ≤ 50 mm in diameter	1.400	30.868	170	8.757
72131090	Bars & rods, hot-rolled, in irregularly wound coils, of iron or non-alloy steel; containing indentations, ribs, grooves or other deformations; of circular cross-section measuring > 50 mm in diameter	-	210	-	1.114
72132000	Bars & rods, hot-rolled, in irregularly wound coils, of iron or non-alloy steel; other than containing indentations, ribs, grooves or other deformations; of free-cutting steel	153.385	1.403.776	127.273	1.139.081
72139110	Bars&rods,hot-rolled,irregularly wound coils;oth than contain indentations,ribs,grooves;oth than of free-cutting steel;circular cross-section<14mm diameter;for producing soldering sticks	-	49.910.069	-	36.051.670
72139120	Bars&rods,hot-rolled,irregularly wound coils;oth than contain indentations,ribs,grooves;oth than of free-cutting steel;circular cross-section<14mm diameter;for concrete reinforcement/rebars	-	11.187.321	-	7.939.825
72139190	Bars&rods,hot-rolled,irregularly wound coils;oth than contain indentations,ribs,grooves;oth than of free-cutting steel;circular cross-section<14mm diameter; other than those of HS 72139110 - 72139130	68.784.470	633.014.161	37.507.916	431.686.541
72139910	Bars&rods,hot-rolled,irregularly wound coils;oth than contain indentations,ribs,grooves;oth than of free-cutting steel;circular cross-section≥14mm diameter;for producing soldering sticks	-	100	-	141
72139920	Bars&rods,hot-rolled,irregularly wound coils;oth than contain indentations,ribs,grooves;oth than of free-cutting steel;circular cross-section≥14mm diameter;for concrete reinforcement (rebars)	100.020	100.020	63.053	63.053
72139990	Bars&rods,hot-rolled,irregularly wound coils;oth than indentations;oth than free-cutting steel;circular cross-section≥14mm diameter;oth than for produce soldering sticks;oth than for concrete rebars	-	37.551	-	25.526
72141011	Other bars&rods of iron/non-alloy steel,not further worked than forged,hot-rolled,hot-drawn,but including those twisted after rolling;forged;weight < 0.6% carbon;of circular cross-section	8.350	8.659	8.311	8.574
72141019	Other bars&rods of iron/non-alloy steel,not further worked than forged,hot-rolled,hot-drawn,but including those twisted after rolling;forged;weight < 0.6% carbon;oth than of circular cross-section	31.205	371.966	54.913	844.385
72141029	Other bars&rods of iron/non-alloy steel,not further worked than forged,hot-rolled,hot-drawn,but including those twisted after rolling;forged;weight ≥ 0.6% carbon;oth than of circular cross-section	6	33.589	15	28.494
72142031	Other bars&rods of iron,not further worked than forged,hot-rolled;containing indentations,ribs;weight<0.6%carbon;of circular cross-section;for concrete rebars	-	10.019	-	4.242
72142039	Other bars&rods of iron,not further worked than forged,hot-rolled;containing indentations,ribs;weight<0.6%carbon;of circular cross-section;oth than used for concrete rebars	4.119.921	59.427.092	2.556.203	44.788.268

Tabel 3 : Ekspor Indonesia menurut Komoditi (Kode HS 8 digit)

Desember 2022

Kode H S	Uraian golongan barang	Berat bersih (Kg)		Nilai F.O.B. (U S \$)	
		Bulan ini	Kumulatif	Bulan ini	Kumulatif
(1)	(2)	(3)	(4)	(5)	(6)
72142041	Other bars&rods of iron,not further worked than forged,hot-rolled;containing indentations,ribs;weight<0.6%carbon;oth than of circular cross-section;for concrete rebars	-	2.100	-	998
72142061	Other bars&rods of iron,not further worked than forged,hot-rolled;containing indentations,ribs;weight≥0.6%carbon;oth than of circular cross-section;for concrete rebars	43.265	802.614	16.397	251.823
72142069	Other bars&rods of iron,not further worked than forged,hot-rolled;containing indentations,ribs;weight≥0.6%carbon;oth than of circular cross-section;oth than for concrete rebars	410	167.265	2.575	48.019
72143090	Other bars&rods of iron,not further worked than forged,hot-rolled; oth than containing indentations,ribs; of free-cutting steel; oth than of circular cross-section	13.152	122.127	2.515	25.230
72149111	Other bars&rods of iron,not further worked than forged,hot-rolled; of rectangular/other than square cross-section; weight < 0.6% carbon; weight ≥ 0.38 % carbon and < 1.15 % of manganese	-	45	-	213
72149119	Other bars&rods of iron,not further worked than forged,hot-rolled;of rectangular/oth than square cross-section;weight<0.6% carbon; other than those of HS 72149111 - 72149112	-	229.531	-	179.279
72149919	Other bars&rods of iron,not further worked than forged,hot-rolled;oth than of rectangular;weight≥0.6% carbon,oth than of circular cross-section;oth than weight < 1.15% of manganese	23.423	167.420	7.138	61.686
72149991	Other bars&rods of iron,not further worked than forged,hot-rolled;oth than of rectangular/oth than square cross-section;weight< 0.6% carbon;weight <0.38% carbon, ≤0.05% phosphorus & ≤ 0.05% sulphur	345.278	5.306.735	369.980	5.172.584
72149992	Other bars&rods of iron,not further worked than forged,hot-rolled;oth than of rectangular/oth than square cross-section;weight< 0.6% carbon;weight ≥ 0.38 % carbon & < 1.15 % manganese	110.170	600.645	108.113	629.492
72149999	Other bars&rods of iron,not further worked than forged,hot-rolled;oth than of rectangular/oth than square cross-section;weight<0.6% carbon; other than those of HS 72149991 - 72149993	354.325	5.022.731	282.145	4.119.329
72151010	Other bar & rod iron/non-alloy steel; of free-cutting steel, not furtherwork than cold finished; of circular cross-section	-	5	-	8
72151090	Other bar & rod iron/non-alloy steel; of free-cutting steel,not furtherwork than cold finished; oth than of circular cross-section	1.300	15.297	1.300	49.145
72155099	Other bar & rod iron/non-alloy steel; other than of free-cutting steel,not furtherwork than cold finished; weight < 0.6%carbon; other than of a kind used for concrete reinforcement (rebars)	-	35.346	-	46.304
72159099	Other bar & rod iron/non-alloy steel; other than of free-cutting steel; other than of a kind used for concrete reinforcement (rebars); other than of circular cross-section	9.995	426.763	25.122	249.007
72161000	Angles, shapes & sections of iron/non-alloy steel; U, I or H sections, not further worked than hot-rolled, hot-drawn/extruded, of a height < 80 mm	8.283	134.763	5.640	98.250
72162110	Angles, shapes & sections of iron/non-alloy steel; L sections, not further worked than hot-rolled, hot-drawn/extruded, of a height < 80 mm; weight < 0.6 % of carbon	-	171.669	-	111.513
72162190	Angles, shapes & sections of iron/non-alloy steel; L sections, not further worked than hot-rolled, hot-drawn/extruded, of a height < 80 mm; weight ≥ 0.6 % of carbon	675	6.864.630	225	6.008.668
72162200	Angles, shapes & sections of iron/non-alloy steel; T sections, not further worked than hot-rolled, hot-drawn/extruded, of a height < 80 mm	35.186	35.304	27.922	28.121

Tabel 3 : Ekspor Indonesia menurut Komoditi (Kode HS 8 digit)

Desember 2022

Kode H S	Uraian golongan barang	Berat bersih (Kg)		Nilai F.O.B. (U S \$)	
		Bulan ini	Kumulatif	Bulan ini	Kumulatif
(1)	(2)	(3)	(4)	(5)	(6)
72163110	Angles, shapes & sections of iron/non-alloy steel; U sections, not further worked than hot-rolled, hot-drawn/extruded, of a height ≥ 80 mm; weight ≥ 0.6 % of carbon	2.283	2.283	2.989	2.989
72163190	Angles, shapes & sections of iron/non-alloy steel; U sections, not further worked than hot-rolled, hot-drawn/extruded, of a height ≥ 80 mm; weight < 0.6 % of carbon	1.583	229.070	1.593	69.671
72163290	Angles, shapes & sections of iron/non-alloy steel; I sections, not further worked than hot-rolled, hot-drawn/extruded, of a height ≥ 80 mm; of a thickness of more than 5 mm	-	142.663	-	120.609
72163311	Angles, shapes & sections of iron/non-alloy steel;H sections, not further worked than hot-rolled, hot-drawn/extruded, of a height ≥ 80 mm;weight < 0.6% of carbon;thickness of flange ≥ thickness of web	-	1.243	-	17.400
72163319	Angles, shapes & sections of iron/non-alloy steel;H sections, not further worked than hot-rolled, hot-drawn/extruded, of a height ≥ 80 mm;weight < 0.6% of carbon;thickness of flange < thickness of web	1.493	40.107	1.509	21.763
72163390	Angles, shapes & sections of iron/non-alloy steel;H sections, not further worked than hot-rolled, hot-drawn/extruded, of a height ≥ 80 mm;weight ≥ 0.6% of carbon	2.100	946.717	5.667	801.884
72164090	Angles, shapes & sections of iron/non-alloy steel; L or T sections, not further worked than hot-rolled, hot-drawn/extruded, of a height ≥ 80 mm;weight < 0.6% of carbon	-	1.807.725	-	1.620.539
72165019	Angles, shapes & sections of iron/non-alloy steel; other angles, shapes and sections, not further worked than hot-rolled, hot-drawn/extruded, of a height < 80 mm; weight < 0.6% of carbon	4	741.547	98	600.065
72165099	Angles, shapes & sections of iron/non-alloy steel; other angles, shapes and sections, not further worked than hot-rolled, hot-drawn/extruded, of a height ≥ 80 mm; weight < 0.6% of carbon	2.628	103.201	980	72.547
72166100	Angles, shapes & sections of iron/non-alloy steel; not further worked than cold- formed or cold-finished; obtained from flat-rolled products	-	8.741	-	150.499
72166900	Angles, shapes & sections of iron/non-alloy steel; not further worked than cold- formed or cold-finished; other than obtained from flat-rolled products	8.465	52.011	59.345	237.656
72169110	Angles of iron/non-alloy steel, other than slotted angles, weight ≥ 0.6% of carbon; cold-formed or cold-finished from flat-rolled products	-	1.020	-	25.361
72169900	Angles, shapes & sections of iron/non-alloy steel; other than cold-formed or cold-finished from flat-rolled products	-	418.125	-	780.969
72171010	Wire of iron or non-alloy steel; not plated or coated, whether or not polished; containing by weight < 0.25 % of carbon	19.905	212.353	28.862	345.669
72171022	Reed wire; wire of a kind used for making strands for prestressing concrete; free-cutting steel wire; not plated or coated, whether or not polished; weight ≥ 0.25 % but < 0.6 % of carbon	1	12	28	123
72171029	Other than reed wire; wire of a kind used for making strands for prestressing concrete; free-cutting steel wire; not plated or coated, whether or not polished; weight ≥ 0.25 % but < 0.6 % of carbon	5.128	33.618	3.327	22.193
72171032	Spokes wire; reed wire; free-cutting steel wire; not plated or coated, whether or not polished; weight ≥ 0.6% of carbon	-	50	-	160
72171033	Wire of a kind used for making strands for prestressing concrete; not plated or coated, whether or not polished; weight ≥ 0.6% of carbon	-	872	-	336
72171039	Wire of iron/non-alloy steel;not plated/coated,whether/not polished;weight≥0.6% of carbon;oth than spokes wire,reed wire,free-cutting steel wire;oth than for making strands for prestressing concrete	54.163	906.719	146.884	2.129.764

Tabel 3 : Ekspor Indonesia menurut Komoditi (Kode HS 8 digit)

Desember 2022

Kode H S	Uraian golongan barang	Berat bersih (Kg)		Nilai F.O.B. (U S \$)	
		Bulan ini	Kumulatif	Bulan ini	Kumulatif
(1)	(2)	(3)	(4)	(5)	(6)
72172010	Wire iron/non-alloy steel; plated/coated with zinc; weight < 0.25 % carbon	394.531	2.568.262	509.296	3.169.254
72172020	Wire iron/non-alloy steel; plated/coated with zinc; weight ≥ 0.25 % but < 0.45 % of carbon	26.220	101.771	34.611	140.663
72172091	Steel core wire of a kind used for steel reinforced aluminium conductors (ACSR); plated/coated with zinc; weight ≥ 0.45 % of carbon	-	2.000	-	2.715
72172099	Wire iron/non-alloy steel; plated/coated with zinc; weight ≥ 0.45 % of carbon; other than steel core wire of a kind used for steel reinforced aluminium conductors (ACSR)	116.000	4.742.102	164.841	6.272.846
72173011	Wire iron/non-alloy steel; plated/coated with tin; weight < 0.25 % carbon	177	177	2.756	2.756
72173019	Wire iron/non-alloy steel; plated/coated with other base metals other than tin; weight < 0.25 % carbon	-	2.395.093	-	3.555.676
72173033	Brass coated steel wire of a kind used in the manufacture of pneumatic rubber tyres; weight ≥ 0.6 % carbon	28.736	206.700	99.720	477.355
72173034	Other copper alloy coated steel wire of a kind used in the manufacture of pneumatic rubber tyres; weight ≥ 0.6 % carbon	78.529	1.205.862	55.546	642.185
72173039	Wire iron/non-alloy steel; plated/coated with other base metals; weight ≥ 0.6 % carbon; other than those of HS 72173033 - 72173035	-	34	-	267
72179090	Wire iron/non-alloy steel; other than plated/coated with zinc or with other base metals; weight ≥ 0.25 % carbon	-	3.268	-	14.144
72181000	Stainless steel in ingots and other primary forms	-	361.292	-	576.810
72189100	Semi- finished products of stainless steel; of rectangular (other than square) cross-section	73.777.860	723.829.550	156.134.683	1.630.573.586
72189900	Semi- finished products of stainless steel; other than of rectangular (other than square) cross-section	37.575.877	1.103.265.957	82.913.646	2.433.014.177
72191100	Flat-rolled products of stainless steel, of a width of 600 mm or more; not further worked than hot-rolled, in coils; of a thickness exceeding 10 mm	1.693.820	23.684.066	3.580.331	60.822.904
72191200	Flat-rolled products of stainless steel, of a width of 600 mm or more; not further worked than hot-rolled, in coils; of a thickness of 4.75 mm or more but not exceeding 10 mm	28.912.595	453.486.334	65.373.713	1.157.886.749
72191300	Flat-rolled products of stainless steel, of a width of 600 mm or more; not further worked than hot-rolled, in coils; of a thickness of 3 mm or more but less than 4.75 mm	60.579.525	888.746.085	128.797.033	2.192.765.822
72191400	Flat-rolled products of stainless steel, of a width of 600 mm or more; not further worked than hot-rolled, in coils; of a thickness of less than 3 mm	14.788.500	242.529.014	30.261.622	589.087.706
72192100	Flat-rolled products of stainless steel, of a width of 600 mm or more; not further worked than hot-rolled, not in coils; of a thickness exceeding 10 mm	-	25.561	-	10.757
72192300	Flat-rolled products of stainless steel, of a width of 600 mm or more; not further worked than hot-rolled, not in coils; of a thickness of 3 mm or more but less than 4.75 mm	-	0	-	1
72192400	Flat-rolled products of stainless steel, of a width of 600 mm or more; not further worked than hot-rolled, not in coils; of a thickness of less than 3 mm	-	20.840	-	51.058
72193100	Flat-rolled products of stainless steel, of a width of 600 mm or more; not further worked than cold-rolled (cold-reduced); of a thickness of 4.75 mm or more	-	1.951.759	-	3.857.075
72193200	Flat-rolled products of stainless steel, of a width of 600 mm or more; not further worked than cold-rolled (cold-reduced); of a thickness of 3 mm or more but less than 4.75 mm	25.481.344	231.334.829	52.077.442	510.554.126
72193300	Flat-rolled products of stainless steel, of a width of 600 mm or more; not further worked than cold-rolled (cold-reduced), not in coils; of a thickness exceeding 1 mm but less than 3 mm	90.977.452	858.316.126	189.386.419	1.941.404.815

Tabel 3 : Ekspor Indonesia menurut Komoditi (Kode HS 8 digit)

Desember 2022

Kode H S	Uraian golongan barang	Berat bersih (Kg)		Nilai F.O.B. (U S \$)	
		Bulan ini	Kumulatif	Bulan ini	Kumulatif
(1)	(2)	(3)	(4)	(5)	(6)
72193400	Flat-rolled products of stainless steel, of a width of 600 mm or more; not further worked than cold-rolled (cold-reduced), not in coils; of a thickness of 0.5 mm or more but not exceeding 1 mm	16.188.658	122.944.325	37.436.695	309.880.519
72193500	Flat-rolled products of stainless steel, of a width of 600 mm or more; not further worked than cold-rolled (cold-reduced), not in coils; of a thickness of less than 0.5 mm	3.347.231	19.467.987	8.158.905	51.462.665
72199000	Flat-rolled products of stainless steel, of a width of 600 mm or more; other than not further worked than hot-rolled or cold-rolled	1.047	60.131	13.066	260.932
72201190	Flat-rolled products of stainless steel, of a width < 600 mm; not further worked than hot-rolled; of a thickness of ≥ 4.75 mm; hoop and strip, of a width > 400 mm	5	85	1	271
72201210	Flat-rolled products of stainless steel, of a width < 600 mm; not further worked than hot-rolled; of a thickness of < 4.75 mm; hoop and strip, of a width ≤ 400 mm	46.475	79.190	55.538	127.664
72201290	Flat-rolled products of stainless steel, of a width < 600 mm; not further worked than hot-rolled; of a thickness of < 4.75 mm; hoop and strip, of a width > 400 mm	1.032.580	4.176.553	2.076.549	8.777.845
72202010	Flat-rolled products of stainless steel, of a width < 600 mm; not further worked than cold-rolled (cold-reduced); hoop and strip, of a width ≤ 400 mm	184.977	795.182	535.034	3.117.382
72202090	Flat-rolled products of stainless steel, of a width < 600 mm; not further worked than cold-rolled (cold-reduced); hoop and strip, of a width > 400 mm	4.031	79.741	24.282	295.663
72209090	Flat-rolled products of stainless steel, of a width < 600 mm; other than not further worked than hot-rolled or cold-rolled; hoop and strip, of a width > 400 mm	72.500	2.678.103	406.970	12.392.860
72210000	Bars and rods, hot-rolled, in irregularly wound coils, of stainless steel	156	6.453	1.988	164.227
72221100	Bars and rods, not further worked than hot-rolled, hot-drawn or extruded; of circular cross-section	2	13.392	56	44.310
72221900	Bars and rods, not further worked than hot-rolled, hot-drawn or extruded; other than of circular cross-section	26.224	455.419	61.485	1.178.614
72222010	Bars and rods, not further worked than cold-formed or cold- finished; of circular cross-section	17	2.732	557	66.995
72222090	Bars and rods, not further worked than cold-formed or cold- finished; other than of circular cross-section	-	134.436	-	295.638
72223090	Other bars and rods of stainless steel; other than not further worked than hot-rolled or cold-formed; other than of circular cross-section	102	104.977	1.428	1.278.618
72224010	Angles, shapes and sections of stainless steel; not further worked than hot-rolled, hot-drawn or extruded	-	1.132	-	976
72224090	Angles, shapes and sections of stainless steel; other than not further worked than hot-rolled, hot-drawn or extruded	300	131.872	739	428.324
72230010	Wire of stainless steel, of cross-section exceeding 13 mm	473	4.295	47.409	221.423
72230090	Wire of stainless steel, of cross-section not exceeding 13 mm	766.458	6.846.364	2.744.811	26.528.812
72249000	Semi- finished products of other alloy steel	-	11.820	-	31.274
72251100	Flat-rolled products of other alloy steel, of a width ≥ 600 mm; grain-oriented of silicon-electrical steel	18.718	19.082	50.539	51.039
72253090	Flat-rolled products of other alloy steel, of a width ≥ 600 mm; other than of silicon-electrical steel; not further worked than hot-rolled, in coils; other than of high speed steel	-	40.026	-	45.140
72254090	Flat-rolled products of other alloy steel, of a width ≥ 600 mm; other than of silicon-electrical steel; not further worked than hot-rolled, not in coils; other than of high speed steel	181	9.892	270	13.601
72255090	Flat-rolled products of other alloy steel, of a width ≥ 600 mm; other than of silicon-electrical steel; not further worked than cold-rolled (cold-reduced); other than of high speed steel	-	9.302	-	18.649

Tabel 3 : Ekspor Indonesia menurut Komoditi (Kode HS 8 digit)

		Desember 2022			
Kode H S	Uraian golongan barang	Berat bersih (Kg)		Nilai F.O.B. (U S \$)	
		Bulan ini	Kumulatif	Bulan ini	Kumulatif
(1)	(2)	(3)	(4)	(5)	(6)
72259190	Flat-rolled products of other alloy steel, width \geq 600mm; oth than of silicon-electrical steel; electrolytically plated or coated with zinc; other than of high speed steel	-	5.469	-	16.934
72259290	Flat-rolled products of other alloy steel, width \geq 600mm; otherwise plated or coated with zinc; other than of high speed steel; other than plated or coated with zinc-aluminium-magnesium alloys	228.667	2.813.981	285.051	3.272.029
72259990	Flat-rolled products of other alloy steel, width \geq 600mm; other than of high speed steel; other than those of subheadings 722591, 722592	137	355.647	110	444.133
72261110	Flat-rolled products of other alloy steel, width < 600 mm; of silicon-electrical steel; grain-oriented; hoop and strip, of a width \leq 400 mm	-	514	-	857
72261190	Flat-rolled products of other alloy steel, width < 600 mm; of silicon-electrical steel; grain-oriented; hoop and strip, of a width > 400 mm	-	41.497	-	129.104
72261910	Flat-rolled products of other alloy steel, width < 600 mm; of silicon-electrical steel; other than grain-oriented; hoop and strip, of a width \leq 400 mm	-	5.953	-	6.543
72261990	Flat-rolled products of other alloy steel, width < 600 mm; of silicon-electrical steel; other than grain-oriented; hoop and strip, of a width > 400 mm	123.208	1.570.180	92.287	1.505.222
72262010	Flat-rolled products of other alloy steel, width < 600 mm; of high speed steel; hoop and strip, of a width \leq 400 mm	-	82.530	-	84.223
72269190	Hoop and strip, of a width > 400 mm, of other alloy steel; not futher worked than hot-rolled; other than of silicon-electrical steel; other than of high speed steel	-	52	-	1.446
72269210	Hoop and strip, of a width \leq 400 mm, of other alloy steel; not futher worked than cold-rolled (cold-reduced); other than of silicon-electrical steel; other than of high speed steel	-	396	-	4.815
72269290	Hoop and strip, of a width > 400 mm, of other alloy steel; not futher worked than cold-rolled (cold-reduced); other than of silicon-electrical steel; other than of high speed steel	-	5	-	11
72269919	Hoop and strip, of a width \leq 400 mm, of other alloy steel; other than plated or coated with zinc; other than not futher worked than hot-rolled or cold-rolled (cold-reduced)	-	27	-	69
72269999	Hoop and strip, of a width > 400 mm, of other alloy steel; other than plated or coated with zinc; other than not futher worked than hot-rolled or cold-rolled (cold-reduced)	5.033	101.209	20.834	376.892
72272000	Bars and rods, hot-rolled, in irregularly wound coils, of other alloy steel; of silico-manganese steel	-	2	-	1
72279090	Bars and rods, hot-rolled, in irregularly wound coils, of other alloy steel; other than of high speed steel or of silico-manganese steel; containing by weight less than 0.5 % of chromium	-	437.322	-	331.448
72281090	Bars and rods of other alloy steel, of high speed steel; other than of circular cross-section	1.267	21.295	7.925	108.819
72282019	Bars and rods of silico-manganese steel; of circular cross-section; other than not further worked than hot-rolled, hot-drawn or extruded	11	296	35	220
72283010	Other bars and rods of other alloy steel, not further worked than hot-rolled, hot- drawn or extruded; of circular cross-section	-	33.398	-	47.545
72283090	Other bars and rods of other alloy steel, not further worked than hot-rolled, hot- drawn or extruded; other than of circular cross-section	39.571	300.315	47.522	585.366
72285010	Other bars and rods of other alloy steel, not further worked than cold-formed or cold-finished; of circular cross-section	78.337	1.192.250	76.222	1.344.255
72285090	Other bars and rods of other alloy steel, not further worked than cold-formed or cold-finished; other than of circular cross-section	20	20	49	49

Tabel 3 : Ekspor Indonesia menurut Komoditi (Kode HS 8 digit)

Desember 2022

Kode H S	Uraian golongan barang	Berat bersih (Kg)		Nilai F.O.B. (U S \$)	
		Bulan ini	Kumulatif	Bulan ini	Kumulatif
(1)	(2)	(3)	(4)	(5)	(6)
72286090	Other bars and rods of other alloy steel, other than of circular cross-section; other than those of subheading 722810-722850	8	3.193	24	15.594
72287090	Angles, shapes and sections, of other alloy steel; other than not further worked than hot-rolled, hot-drawn or extruded	-	274.179	-	242.812
72288019	Hollow drill bars and rods, of alloy or non-alloy steel; containing by weight 0.6 % or more of carbon; other than of circular cross-section	-	6	-	2.097
72288090	Hollow drill bars and rods, of alloy or non-alloy steel; containing by weight less than 0.6 % of carbon	-	707	-	13.901
72292000	Wire of other alloy steel; of silico-manganese steel	-	82	-	5.165
72299021	Wire of other alloy steel; other than of silico-manganese steel; of cross-section not exceeding 5.5 mm; containing by weight 0.5 % or more of chromium	310.797	3.059.234	1.011.154	9.063.155
72299029	Wire of other alloy steel; other than of silico-manganese steel; of cross-section not exceeding 5.5 mm; containing by weight less than 0.5 % of chromium	-	1.109.059	-	3.107.379
72299030	Wire of other alloy steel; other than of silico-manganese steel; of cross-section exceeding 5.5 mm, of high speed steel	500	620	1.940	2.060
72299091	Wire of other alloy steel; other than of silico-manganese steel; of cross-section exceeding 5.5 mm; containing by weight 05 % or more of chromium	133.308	1.636.971	389.310	5.026.259
72299099	Wire of other alloy steel; other than of silico-manganese steel; of cross-section exceeding 5.5 mm; containing by weight less than 0.5 % of chromium	45.556	957.487	120.630	2.838.840
73011000	Sheet piling of iron or steel, whether or not drilled, punched or made from assembled elements	308.146	1.877.924	1.003.825	9.060.291
73012000	Welded angles, shapes and sections, of iron or steel	15.000	26.817	17.684	72.348
73021000	Railway or tramway track construction material of iron or steel, the following: rails	2	93	5	123
73024000	Railway or tramway track construction material of iron or steel, the following: fish-plates and sole plates (base plates)	-	56	-	136
73029010	Railway or tramway track construction material of iron or steel, the following: sleepers (cross-ties)	-	5.407	-	12.534
73029090	Railway/tramway track construction material of iron/steel, the following: check-rails & rack rails, chairs, chair wedges, rail clips, bedplates, ties & other material specialized for jointing/fixing rails	17.866	821.683	53.622	1.647.960
73030011	Hubless tubes and pipes, of cast iron	3.035	111.487	26.714	453.995
73030019	Tubes and pipes, of cast iron; other than hubless tubes and pipes	-	213.200	-	275.205
73030099	Hollow profiles, of cast iron with external diameter exceeding 100 mm	13.604	812.237	5.088	287.289
73041100	Line pipe of a kind used for oil or gas pipelines; of stainless steel	28.907	1.846.303	40.344	1.632.904
73041900	Line pipe of a kind used for oil or gas pipelines; other than of stainless steel	566.806	25.402.372	2.446.734	76.690.708
73042290	Drill pipe, of stainless steel, of a kind used in drilling for oil or gas; other than with yield strength less than 80,000 psi, without threaded end	187.142	1.153.545	772.076	2.922.104
73042390	Drill pipe, of iron/other than cast iron, of a kind used in drilling for oil or gas; with yield strength < 80,000 psi, with threaded end; or with yield strength ≥ 80,000 psi, whether/not with threaded end	2	372.211	12	1.359.274
73042410	Casing and tubing with yield strength less than 80,000 psi, without threaded end; of stainless steel	4	4	92	92
73042430	Casing and tubing with yield strength 80,000 psi or more, whether or not with threaded end; of stainless steel	1.240.069	16.265.650	9.805.310	113.211.442
73042910	Casing and tubing with yield strength less than 80,000 psi, without threaded end; other than of stainless steel	2.338	4.504.394	100.370	8.760.650
73042920	Casing and tubing with yield strength less than 80,000 psi, with threaded end; other than of stainless steel	76.481	239.418	103.524	419.607

Tabel 3 : Ekspor Indonesia menurut Komoditi (Kode HS 8 digit)

Desember 2022

Kode H S	Uraian golongan barang	Berat bersih (Kg)		Nilai F.O.B. (U S \$)	
		Bulan ini	Kumulatif	Bulan ini	Kumulatif
(1)	(2)	(3)	(4)	(5)	(6)
73042930	Casing and tubing with yield strength 80,000 psi or more, whether or not with threaded end; other than of stainless steel	1.743.263	19.122.248	4.792.936	79.108.891
73043110	Drillrod casing and tubing with pin and box threads; cold-drawn or cold-rolled (cold-reduced); of circular cross-section, of iron or non-alloy steel	2	403	58	10.777
73043120	High-pressure pipe capable of withstanding a pressure of not less than 42,000 psi; cold-drawn or cold-rolled (cold-reduced); of circular cross-section, of iron or non-alloy steel	-	7.274	-	20.882
73043190	Tubes, pipes & hollow profiles, seamless, of circular cross-section, of iron/ non-alloy steel; cold-drawn/ cold-rolled; other than those of HS 73043110 - 73043140	2.183	23.046	21.835	170.975
73043920	High-pressure pipe capable of withstanding a pressure of not less than 42,000 psi; other than cold-drawn or cold-rolled (cold-reduced); of circular cross-section, of iron or non-alloy steel	-	18	-	1.638
73043940	Tubes, pipes & hollow profiles, seamless, of circular cross-section, of iron/ non-alloy steel; other than cold-drawn/ cold-rolled; having an external diameter < 140 mm and < 0.45 % by weight of carbon	7.652	9.432	71.124	72.515
73043990	Tubes, pipes & hollow profiles, seamless, of circular cross-section, of iron/ non-alloy steel; cold-drawn/ cold-rolled; other than those of HS 73043920 - 73043940	-	333.885	-	431.209
73044100	Tubes, pipes & hollow profiles, seamless, of circular cross-section, of stainless steel; cold-drawn or cold-rolled (cold-reduced)	3.385	45.229	66.102	648.747
73044900	Tubes, pipes & hollow profiles, seamless, of circular cross-section, of stainless steel; other than cold-drawn or cold-rolled (cold-reduced)	6.368	858.095	64.069	1.676.275
73045110	Drillrod casing and tubing with pin and box threads; cold-drawn or cold-rolled (cold-reduced); of circular cross-section, of other alloy steel	-	171	-	3.871
73045190	Tubes, pipes & hollow profiles, seamless, of circular cross-section, of other alloy steel; cold-drawn or cold-rolled (cold-reduced)	-	11.793	-	14.484
73045910	High-pressure pipe with a yield strength not less than 42,000 psi; other than cold-drawn or cold-rolled (cold-reduced); of circular cross-section, of other alloy steel	-	6	-	340
73045990	Tubes, pipes & hollow profiles, seamless, of circular cross-section, of other alloy steel; other than cold-drawn or cold-rolled; other than high-pressure pipe with a yield strength \geq 42,000 psi	729	372.279	18.463	1.149.925
73049010	High-pressure pipe with a yield strength not less than 42,000 psi; other than those of subheading 730411 - 730459	399	647	9.262	10.681
73049090	Tubes, pipes & hollow profiles, seamless, of iron/ steel; oth than high-pressure pipe; oth than having an external diameter <140 mm & <0.45% by weight of carbon; oth than in subheading 730411 - 730459	220.693	1.919.911	165.419	10.380.676
73051100	Line pipe of a kind used for oil or gas pipelines; longitudinally submerged arc welded	90.905	75.938.034	133.869	139.111.505
73051210	Line pipe of a kind used for oil or gas pipelines; longitudinally welded; Electric resistance welded (ERW)	-	435.416	-	769.200
73051290	Line pipe of a kind used for oil or gas pipelines; longitudinally welded; other than Electric resistance welded (ERW)	355	1.228.465	174	8.698.704
73051910	Line pipe of a kind used for oil or gas pipelines; other than longitudinally submerged arc welded; spiral or helical submerged arc welded	38	2.399.630	262	3.283.104
73051990	Line pipe of a kind used for oil or gas pipelines; other than longitudinally submerged arc welded; other than spiral or helical submerged arc welded	-	749.468	-	813.517
73052000	Casing of a kind used in drilling for oil or gas	718.650	13.927.988	541.473	19.859.999

Tabel 3 : Ekspor Indonesia menurut Komoditi (Kode HS 8 digit)

		Desember 2022			
Kode H S	Uraian golongan barang	Berat bersih (Kg)		Nilai F.O.B. (U S \$)	
		Bulan ini	Kumulatif	Bulan ini	Kumulatif
(1)	(2)	(3)	(4)	(5)	(6)
73053110	Line pipe of a kind used other than for oil or gas pipelines, welded; longitudinally welded; stainless steel pipes and tubes	130.398	1.883.283	677.196	9.427.405
73053190	Line pipe of a kind used other than for oil or gas pipelines, welded; longitudinally welded; other than stainless steel pipes and tubes	839.424	2.904.479	3.288.537	12.085.116
73059000	Other tubes & pipes (ie welded, riveted or similarly closed), having circular cross-sections, the external diameter of which exceeds 406.4 mm, of iron/ steel; n.e.c. in heading 7305	1.649	434.742	13.009	845.612
73061110	Line pipe of a kind used for oil or gas pipelines; welded, of stainless steel; longitudinally electric resistance welded (ERW)	-	633	-	120
73061190	Line pipe of a kind used for oil or gas pipelines; welded, of stainless steel; other than longitudinally electric resistance welded (ERW)	6.373	35.363	72.043	116.576
73061910	Line pipe of a kind used for oil or gas pipelines; other than welded, of stainless steel; longitudinally electric resistance welded (ERW)	4.992	1.253.832	9.435	1.891.270
73061990	Line pipe of a kind used for oil or gas pipelines; other than welded, of stainless steel; other than longitudinally electric resistance welded (ERW); other than spiral or helical submerged arc welded	439	2.456.253	1.029	22.449.430
73062100	Casing and tubing of a kind used in drilling for oil or gas; welded, of stainless steel	-	528	-	1.262
73062900	Casing and tubing of a kind used in drilling for oil or gas; other than welded, of stainless steel	49.425	503.773	139.363	1.476.029
73063019	Boiler tubes, welded, of circular cross-section, of iron or non-alloy steel; with an external diameter not less than 12.5 mm	24	7.155	27	18.937
73063029	Copper-plated, fluororesin-coated/ zinc-chromated steel tubes; welded, of circular cross-section, of iron or non-alloy steel; with an external diameter not less than 12.5 mm	1.099.864	9.453.899	1.155.068	12.584.256
73063030	Pipe of a kind used to make sheath pipe (heater pipe) for heating elements of electric flat irons or rice cookers, with an external diameter not exceeding 12 mm	-	50	-	135
73063049	Other tubes, pipes and hollow profiles, welded, of circular cross-section, of iron or non-alloy steel; high-pressure pipe with a yield strength \geq 42,000 psi; with an external diameter \geq 12.5 mm	-	2	-	1.046
73063091	Other tubes, pipes, welded, of circular cross-section, of iron/non-alloy steel; high-pressure pipe yield strength < 42,000 psi; internal diameter \geq 12.5 mm, external diameter < 140 mm, weight < 0.45% carbon	75.074	936.844	205.594	2.454.715
73063092	Other tubes, pipes and hollow profiles, welded, of circular cross-section, of iron or non-alloy steel; high-pressure pipe with a yield strength < 42,000 psi; with an internal diameter < 12.5 mm	-	67.211	-	262.404
73063099	Other tubes, pipes and hollow profiles, welded, of circular cross-section, of iron or non-alloy steel; high-pressure pipe with a yield strength < 42,000 psi; other than in HS 73063091 - 73063092	147.057	1.308.670	242.708	2.181.038
73064019	Boiler tubes; welded, of circular cross-section, of stainless steel; with an external diameter exceeding 12.5 mm	-	393	-	6.723
73064090	Other tubes, pipes and hollow profiles; welded, of circular cross-section, of stainless steel; other than those of HS 73064011 - 73064030	33.732	543.768	163.990	2.819.401
73065099	Other tubes, pipes and hollow profiles; welded, of circular cross-section, of other alloy steel; with an external diameter not less than 12.5 mm	93.690	1.027.966	218.480	2.394.749

Tabel 3 : Ekspor Indonesia menurut Komoditi (Kode HS 8 digit)

Desember 2022

Kode H S	Uraian golongan barang	Berat bersih (Kg)		Nilai F.O.B. (U S \$)	
		Bulan ini	Kumulatif	Bulan ini	Kumulatif
(1)	(2)	(3)	(4)	(5)	(6)
73066110	Other tubes, pipes and hollow profiles; welded, of non-circular cross-section; of square or rectangular cross-section; with an external diagonal cross-section less than 12.5 mm	-	37.500	-	20.000
73066190	Other tubes, pipes and hollow profiles; welded, of non-circular cross-section; of square or rectangular cross-section; with an external diagonal cross-section not less than 12.5 mm	23.910	463.257	62.426	1.143.905
73066990	Other tubes, pipes and hollow profiles; welded, of non-circular cross-section; of other non-circular cross-section; with an external diagonal cross-section not less than 12.5 mm	1.170	7.808	975	12.497
73069019	Copper brazed pipes and tubes; with an external diagonal cross-section not less than 12.5 mm	14.641	74.002	4.871	123.360
73069091	Other tubes, pipes and hollow profiles of iron or steel; high pressure pipes with a yield strength not less than 42,000 psi, with an internal diameter of less than 12.5 mm	-	45	-	30
73069094	Other tubes, pipes and hollow profiles of iron or steel; high pressure pipes, with an external diameter of less than 12.5 mm	-	2.990	-	406
73069099	Other tubes, pipes and hollow profiles of iron or steel; n.e.c. in heading 7306	4.367	900.587	5.481	483.712
73071110	Cast fittings, of non-malleable cast iron; hubless tube or pipe fittings	-	3.046	-	5.958
73071190	Cast fittings, of non-malleable cast iron; other than hubless tube or pipe fittings	-	192.215	-	562.816
73071900	Cast fittings, other than of non-malleable cast iron;	785.379	8.844.051	2.370.821	28.165.858
73072110	Flanges; of stainless steel; having an internal diameter of less than 15 cm	49	20.654	700	205.980
73072190	Flanges; of stainless steel; having an internal diameter of not less than 15 cm	100.669	1.370.910	440.865	5.776.403
73072210	Threaded elbows, bends and sleeves; of stainless steel; having an internal diameter of less than 15 cm	4.961	79.057	69.946	1.294.107
73072290	Threaded elbows, bends and sleeves; of stainless steel; having an internal diameter of not less than 15 cm	12.257	229.433	71.252	1.657.490
73072310	Butt welding fittings; of stainless steel; having an internal diameter of less than 15 cm	-	16.764	-	86.806
73072390	Butt welding fittings; of stainless steel; having an internal diameter of not less than 15 cm	39.181	98.000	80.922	729.766
73072910	Tube or pipe fittings; of stainless steel; other than flanges or threaded elbows, bends and sleeves or butt welding fittings; having an internal diameter of less than 15 cm	12	92.111	295	335.829
73072990	Tube or pipe fittings; of stainless steel; other than flanges or threaded elbows, bends and sleeves or butt welding fittings; having an internal diameter of not less than 15 cm	15.091	654.073	10.360	3.530.485
73079110	Flanges of iron or steel; other than of stainless steel; having an internal diameter of less than 15 cm	11.104	104.800	76.093	451.916
73079190	Flanges of iron or steel; other than of stainless steel; having an internal diameter of not less than 15 cm	69.815	1.489.966	361.590	4.905.894
73079210	Threaded elbows, bends and sleeves of iron or steel; other than of stainless steel; having an internal diameter of less than 15 cm	550	15.972	38.700	732.879
73079290	Threaded elbows, bends and sleeves of iron or steel; other than of stainless steel; having an internal diameter of not less than 15 cm	866.608	8.106.439	595.408	6.039.955
73079310	Butt welding fittings of iron or steel; other than of stainless steel; having an internal diameter of less than 15 cm	-	2.652	-	17.057
73079390	Butt welding fittings of iron or steel; other than of stainless steel; having an internal diameter of not less than 15 cm	-	608.653	-	6.631.859

Tabel 3 : Ekspor Indonesia menurut Komoditi (Kode HS 8 digit)

Desember 2022

Kode H S	Uraian golongan barang	Berat bersih (Kg)		Nilai F.O.B. (U S \$)	
		Bulan ini	Kumulatif	Bulan ini	Kumulatif
		(1)	(2)	(3)	(4)
73079910	Tube or pipe fittings of iron or steel; other than of stainless steel; other than flanges or threaded elbows, bends and sleeves or butt welding fittings; having an internal diameter of less than 15 cm	7.264	127.308	90.604	1.503.446
73079990	Tube/pipe fittings of iron or steel; oth than of stainless steel; other than flanges or threaded elbows, bends and sleeves or butt welding fittings; having an internal diameter of not less than 15 cm	366.425	6.990.392	4.178.833	51.793.120
73081010	Bridges and bridge-sections, of iron or steel; prefabricated modular type joined by shear connectors	-	4.435	-	11.589
73081090	Bridges and bridge-sections, of iron or steel; other than prefabricated modular type joined by shear connectors	1.063.875	7.665.917	4.218.793	13.571.934
73082011	Towers, of iron or steel; prefabricated modular type joined by shear connectors	-	20.928	-	368.000
73082019	Towers, of iron or steel; other than prefabricated modular type joined by shear connectors	2	15.631.507	40	21.192.567
73082021	Lattice masts, of iron or steel; prefabricated modular type joined by shear connectors	-	30	-	200
73082029	Lattice masts, of iron or steel; other than prefabricated modular type joined by shear connectors	217.049	47.784.206	289.954	149.700.406
73083010	Doors, of iron or steel, of a thickness of 6 mm or more but not exceeding 8 mm	1.970	5.665	1.953	14.190
73083090	windows and their frames and thresholds for doors, of iron or steel	203	56.050	1.053	240.315
73084010	Equipment for scaffolding, shuttering, propping or pit-propping, of iron or steel; prefabricated modular type joined by shear connectors	-	1.180	-	954
73084090	Equipment for scaffolding, shuttering, propping or pit-propping, of iron or steel; other than prefabricated modular type joined by shear connectors	711.343	14.206.242	2.555.167	108.202.440
73089020	Structures&parts of iron/steel;oth than bridges&bridge-sections/towers&lattice masts/ equipment for scaffolding,shuttering,propping /pit-propping;prefabricated modular type joined by shear connectors	-	96.705	-	396.620
73089040	Structures and parts of structures, of iron or steel; corrugated and curved galvanised plates or sheets prepared for use in conduits, culverts or tunnels	12.800	54.444	29.201	175.581
73089050	Structures and parts of structures, of iron or steel; rails for ships	-	1.845.243	-	6.907.227
73089060	Structures and parts of structures, of iron or steel; perforated cable trays	6	23.345	61	118.628
73089092	Guardrails of iron or steel	405	16.833	270	18.039
73089099	Plates, rods, angles, shapes, sections, tubes and the like, prepared for use in structures, of iron or steel	8.625.388	47.630.498	4.135.667	94.895.476
73090011	Reservoirs, tanks, vats and similar containers for any material of iron or steel, of a capacity > 300 l; of a kind used for the conveyance or packing of goods; lined or heat-insulated	1.805	35.455	15.214	184.603
73090019	Reservoirs, tanks, vats and similar containers for any material of iron or steel, of a capacity > 300 l; of a kind used for the conveyance or packing of goods; not lined or heat-insulated	50.585	600.512	23.593	262.611
73090091	Reservoirs, tanks, vats and similar containers for any material of iron or steel, of a capacity > 300 l; other than of a kind used for the conveyance or packing of goods; lined or heat-insulated	-	7.902	-	21.060
73090099	Reservoirs, tanks, vats and similar containers for any material of iron or steel, of a capacity > 300 l; other than of a kind used for the conveyance or packing of goods; not lined or heat-insulated	25.922	431.653	136.438	1.472.114

Tabel 3 : Ekspor Indonesia menurut Komoditi (Kode HS 8 digit)

Desember 2022

Kode H S	Uraian golongan barang	Berat bersih (Kg)		Nilai F.O.B. (U S \$)	
		Bulan ini	Kumulatif	Bulan ini	Kumulatif
(1)	(2)	(3)	(4)	(5)	(6)
73101010	Tanks, casks, drums, cans, boxes and similar containers, for any material, of iron or steel; of a capacity ≥ 50 l but ≤ 300 l; of tinplate	9.301	2.238.354	3.370	210.247
73101091	Tanks, casks, drums, cans, boxes and similar containers, for any material, of iron or steel; of a capacity ≥ 50 l but ≤ 300 l; casting, forging or stamping, in the rough state	-	2.588	-	3.436
73101099	Tanks, casks, drums, cans, boxes and similar containers, for any material, of iron or steel; of a capacity ≥ 50 l but ≤ 300 l; other than casting, forging or stamping, in the rough state	356.870	3.493.353	613.168	6.112.774
73102111	Cans which are to be closed by soldering or crimping, of iron or steel; of a capacity < 1 l; of tinplate	-	5.673	-	23.294
73102119	Cans which are to be closed by soldering or crimping, of iron or steel; of a capacity < 1 l; other than of tinplate	9.434	195.067	36.036	814.297
73102191	Cans which are to be closed by soldering or crimping, of iron or steel; of a capacity ≥ 1 l but < 50 l; of tinplate	4.663	80.675	19.566	387.351
73102199	Cans which are to be closed by soldering or crimping, of iron or steel; of a capacity ≥ 1 l but < 50 l; other than of tinplate	470	139.201	6.092	478.805
73102911	Tanks, casks, drums, cans, boxes and similar containers, for any material, of iron or steel; other than cans which are to be closed by soldering/crimping; of a capacity < 1 l; of tinplate	-	131	-	816
73102919	Tanks, casks, drums, cans, boxes and similar containers, for any material, of iron or steel; other than cans which are to be closed by soldering/crimping; of a capacity < 1 l; other than of tinplate	-	387.095	-	1.661.448
73102991	Tanks, casks, drums, cans, boxes and similar containers, for any material, of iron or steel; other than cans which are to be closed by soldering/crimping; of a capacity ≥ 1 l but < 50 l; of tinplate	-	26.056	-	113.900
73102999	Tanks, casks, drums, cans, boxes & similar, for any material, of iron/steel; oth than cans which are to be closed by soldering; of a capacity ≥ 1 l but < 50 l; n.e.c. in heading 7310	2.469	173.188	7.911	1.072.483
73110024	Seamless steel cylinders; of a capacity of 30 l or more, but less than 110 l, for Liquefied Petroleum Gas (LPG)	-	54.350	-	41.665
73110025	Seamless steel cylinders; of a capacity of 30 l or more, for Liquefied Petroleum Gas (LPG)	-	156.301	-	943.060
73110026	Seamless steel cylinders; of a capacity of less than 30 l	-	38.642	-	81.729
73110027	Seamless steel cylinders; of a capacity of ≥ 30 l but < 110 l; other than for Automotive Compressed Natural Gas (CNG) or Liquefied Natural Gas (LNG); other than for Liquefied Petroleum Gas (LPG)	-	52.447	-	145.813
73110029	Seamless steel cylinders; other than those of HS 73110021 - 73110027	28.774	365.386	202.769	389.976
73110091	Containers for compressed or liquefied gas, of iron or steel; other than seamless steel cylinders; of a capacity not exceeding 7.3 l	65	75	1.960	2.898
73110094	Containers for compressed or liquefied gas, of iron or steel; other than seamless steel cylinders; of a capacity of 30 l or more, but less than 110 l	-	9.840	-	21.800
73110099	Containers for compressed or liquefied gas, of iron or steel; other than seamless steel cylinders; of a capacity of 110 l or more	14.289	1.176.299	78.620	2.331.229
73121010	Stranded wire, ropes and cables, of iron or steel, not electrically insulated; locked coils, flattened strands and non-rotating wire ropes	-	893.422	-	969.567
73121020	Stranded wire, ropes and cables, of iron or steel, not electrically insulated; plated or coated with brass and of a diameter not exceeding 3 mm	4.429.262	55.985.357	8.263.283	109.961.165
73121030	Stranded wire, ropes and cables, of iron or steel, not electrically insulated; plated or coated with aluminium	139	1.530	5.606	42.997

Tabel 3 : Ekspor Indonesia menurut Komoditi (Kode HS 8 digit)

Desember 2022

Kode H S	Uraian golongan barang	Berat bersih (Kg)		Nilai F.O.B. (U S \$)	
		Bulan ini	Kumulatif	Bulan ini	Kumulatif
(1)	(2)	(3)	(4)	(5)	(6)
73121091	Stranded wire, ropes and cables, of iron or steel, not electrically insulated; other than subheading 731210; stranded steel wire for prestressing concrete	96	556.231	1.535	664.001
73121099	Stranded wire, ropes and cables, of iron or steel, not electrically insulated; other than subheading 731210; other than stranded steel wire for prestressing concrete	32.068	383.123	134.246	1.760.220
73129000	Plaited bands, slings and the like, of iron or steel, not electrically insulated	334.203	11.641.304	1.241.185	35.167.377
73130000	Barbed wire of iron or steel; twisted hoop or single flat wire, barbed or not, and loosely twisted double wire, of a kind used for fencing, of iron or steel	108.949	1.998.150	170.382	3.615.872
73141200	Woven cloth; endless bands for machinery, of stainless steel	-	229	-	10.158
73141400	Other woven cloth, of stainless steel	129	7.164	2.212	94.747
73141910	Woven cloth; endless bands for machinery other than of stainless steel	68	121	2.036	2.328
73141990	Other woven cloth, other than of stainless steel	-	4.378	-	13.177
73142000	Grill, netting and fencing cloth, welded at the intersection, of wire with a maximum cross-sectional dimension of 3 mm or more and having a mesh size of 100 cm2 or more	78	97.224	558	434.621
73143900	Other grill, netting and fencing cloth of iron or steel wire, welded at the intersection; other than plated or coated with zinc	-	21.765	-	26.812
73144100	Other cloth, grill, netting and fencing of iron or steel wire; plated or coated with zinc	135.944	1.684.075	248.681	2.919.451
73144200	Other cloth, grill, netting and fencing of iron or steel wire; coated with plastics	38.343	275.092	74.532	555.149
73144900	Other cloth, grill, netting and fencing of iron or steel wire; other than plated or coated with zinc; other than coated with plastic	64.299	1.181.092	143.160	2.104.400
73145000	Expanded metal of iron or steel	-	294	-	5.667
73151110	Articulated link chain and parts thereof; bicycle or motorcycle roller chain of iron or steel	1.914	21.819	19.385	222.551
73151191	Articulated link chain and parts thereof; transmission type roller chain, of a pitch length of not less than 6 mm and not more than 32 mm of iron or steel	864	1.216	11.499	37.656
73151199	Articulated link chain and parts thereof; transmission type roller chain, of a pitch length more than 32 mm of iron or steel	188	23.701	3.550	305.272
73151210	Articulated link chain and parts thereof; bicycle or motorcycle non roller chain of iron or steel	2	98	18	243
73151290	Articulated link chain and parts thereof; other than bicycle or motorcycle non roller chain of iron or steel	508	13.709	1.815	72.086
73151910	Articulated link chain and parts thereof; parts of bicycle or motorcycle chain	12	850	673	9.480
73151990	Articulated link chain and parts thereof; parts of other than bicycle or motorcycle chain	-	1.833	-	53.872
73152000	Skid chain of iron or steel	483	4.057	2.957	31.187
73158100	Stud-link chain of iron or steel	495	233.783	1.965	486.463
73158200	Chain of iron or steel; other than articulated link chain; other than stud-link chain; welded link	25	235	44	30.697
73158910	Chain of iron or steel; other than articulated link chain; other than in subheading of 731581 and 731582; bicycles or motorcycle chain	-	888	-	8.330
73158990	Chain of iron or steel; other than articulated link chain; other than in subheading of 731581 and 731582; other than bicycles or motorcycle chain	677	13.433	10.274	86.857
73159020	Parts of bicycle or motorcycle chain of iron or steel	5	61	15	233
73159090	Parts of chain of iron or steel; other than parts of bicycle or motorcycle chain	542.387	5.828.150	1.795.478	19.355.994
73160000	Anchors, grapnels and parts thereof, of iron or steel	2.295	525.073	2.582	1.268.959
73170010	Wire nails of iron or steel	35	303	50	1.504
73170020	Staples of iron or steel	574	1.081	1.341	2.007

Tabel 3 : Ekspor Indonesia menurut Komoditi (Kode HS 8 digit)

Desember 2022

Kode H S	Uraian golongan barang	Berat bersih (Kg)		Nilai F.O.B. (U S \$)	
		Bulan ini	Kumulatif	Bulan ini	Kumulatif
(1)	(2)	(3)	(4)	(5)	(6)
73170030	Dog spikes for rail sleepers; gang nails, of iron or steel	3.222	5.722	11.811	28.061
73170090	Nails, tacks, drawing pins, corrugated nails, staples & similar articles, of iron/ steel, whether/ not with heads of other material; other than wires nails, staples, dog spikes for sleepes, gang nails	200	79.977	203	68.096
73181100	Threaded articles; coach screws	1.680	3.435	5.114	33.168
73181210	Threaded articles; other wood screws having a shank of an external diameter not exceeding 16 mm	-	2.050	-	4.428
73181290	Threaded articles; other wood screws having a shank of an external diameter exceeding 16 mm	474	24.162	4.735	143.164
73181300	Threaded articles; screw hooks and screw rings	41	6.818	133	294.118
73181410	Threaded articles; self-tapping screws, having a shank of an external diameter not exceeding 16 mm	372	92.801	5.078	382.162
73181490	Threaded articles; self-tapping screws, having a shank of an external diameter exceeding 16 mm	9.363	138.346	50.506	931.433
73181510	Threaded articles; other screws and bolts, whether or not with their nuts or washers, having a shank of an external diameter not exceeding 16 mm	272.160	3.280.811	1.002.376	11.627.040
73181590	Threaded articles; other screws and bolts, whether or not with their nuts or washers, having a shank of an external diameter exceeding 16 mm	543.560	10.217.803	3.520.577	68.941.487
73181610	Threaded articles; nuts, whether or not with their nuts or washers, having a shank of an external diameter not exceeding 16 mm	171.431	1.998.034	1.356.999	16.213.055
73181690	Threaded articles; nuts, whether or not with their nuts or washers, having a shank of an external diameter exceeding 16 mm	49.002	602.567	560.133	4.981.659
73181910	Threaded articles; having a shank of an external diameter not exceeding 16 mm; other than those of subheading 731811 - 731816	163.362	3.922.172	33.688	521.778
73181990	Threaded articles; having a shank of an external diameter exceeding 16 mm; other than those of subheading 731811 - 731816	2.558	57.732	391.616	976.157
73182100	Non-threaded articles; spring washers and other lock washers	709	16.932	8.949	453.961
73182200	Non-threaded articles; other washers	26.899	266.890	269.013	3.355.155
73182310	Non-threaded articles; rivets having an external diameter not exceeding 16 mm	2.372	8.247	7.821	41.450
73182390	Non-threaded articles; rivets having an external diameter exceeding 16 mm	809	9.558	28.466	164.421
73182400	Non-threaded articles; cotters and cotter-pin	79.295	126.415	28.138	610.498
73182910	Non-threaded articles; having a shank of an external diameter not exceeding 16 mm; other than those of subheading 731821 - 731824	14.163	136.095	126.524	1.169.386
73182990	Non-threaded articles; having a shank of an external diameter exceeding 16 mm; other than those of subheading 731821 - 731824	48.610	994.565	771.835	5.830.045
73194010	Safety pins	5.145	67.288	13.571	97.103
73194020	Other pins	2.045	14.600	15.860	129.202
73199010	Sewing, darning or embroidery needles	4	160	177	19.941
73199090	Other sewing needles, knitting needles, bodkins, crochet hooks, embroidery stiletos and similar articles, for use in the hand, of iron or steel; safety pins and other pins of iron or steel, NEC	439	4.012	12.242	91.798
73201011	Leaf-springs and leaves; suitable for use on motor vehicles of heading 8702, 8703 or 8704	2.484.284	44.125.675	4.926.223	88.056.730
73201012	Leaf-springs and leaves; suitable for use on other motor vehicles	195.765	2.083.381	534.898	5.275.806
73201019	Springs and leaves for springs suitable for use on machinery of heading 8429 or 8430	25.587	366.873	47.080	617.207
73201090	Other leaf-springs and leaves	21.285	1.929.160	44.102	3.707.813
73202011	Helical springs for motor vehicles	76.535	841.979	421.597	5.015.681

Tabel 3 : Ekspor Indonesia menurut Komoditi (Kode HS 8 digit)

Desember 2022

Kode H S	Uraian golongan barang	Berat bersih (Kg)		Nilai F.O.B. (U S \$)	
		Bulan ini	Kumulatif	Bulan ini	Kumulatif
(1)	(2)	(3)	(4)	(5)	(6)
73202012	Helical springs for eart-moving machinery	-	236	-	2.636
73202019	Helical springs; suitable for use on motor vehicles or machinery of heading 8429 or 8430; other than for motor vehicles or eart-moving machinery	555	17.043	1.611	241.047
73202090	Helical springs; not suitable for use on motor vehicles or machinery of heading 8429 or 8430	28.389	823.121	123.952	2.868.688
73209010	Other springs and leaves for springs, of iron or steel; suitable for use on motor vehicles	3.106	26.622	28.926	287.469
73209090	Other springs and leaves for springs, of iron or steel; not suitable for use on motor vehicles	281.891	2.753.989	556.764	6.153.482
73211100	Cooking appliances and plate warmers; for gas fuel or for both gas and other fuels	53.274	1.085.213	497.506	7.370.980
73211200	Cooking appliances and plate warmers; for liquid fuel	306	64.744	510	310.132
73211910	Cooking appliances and plate warmers; for solid fuel	-	55	-	2.000
73211990	Cooking appliances and plate warmers; other than for gas/gas and both gas & other/liquid/solid fuel	848	19.286	7.686	126.154
73218100	Other appliances; for gas fuel or for both gas and other fuels	19	154	872	1.443
73218200	Other appliances; for gas liquid fuel	120	1.076	320	2.987
73218900	Other appliances; other than for gas fuel or for both gas and other fuels/liquid fuel; including appliances for solid fuel	-	34	-	82
73219010	Parts of kerosene stoves	1.259	57.505	1.835	208.963
73219021	Parts of cooking appliances and plate warmers using gas fuel; burner; components made by stamping or pressing processes	-	51.019	-	130.744
73219029	Parts Of cooking appliances and plate warmers using gas fuel; other than burner; components made by stamping or pressing processes	483	160.236	4.747	513.525
73219090	Other parts of stoves, ranges, grates, cookers, barbecues, braziers, gas-rings, plate warmers & similar non-electric domestic appliances, of iron/steel	76	8.767	3.779	91.400
73221100	Radiators and parts thereof; of cast iron	-	85	-	858
73221900	Radiators and parts thereof; other than cast iron	-	149	-	1.369
73229000	Air heaters & hot air distributors (incl distributors which can also distribute fresh/conditioned air), not electrically heated, incorporating a motor-driven fan/blower, & parts thereof, of iron/steel	4.254	38.911	17.106	111.957
73231000	Iron or steel wool; pot scourers and scouring or polishing pads, gloves and the like	2.624	107.537	11.825	521.131
73239110	Kitchenware and parts thereof; of cast iron, not enamelled	7.713	222.097	15.177	254.117
73239120	Ashtrays and parts thereof; of cast iron, not enamelled	55	61	850	909
73239190	Household articles other than kitchenware and ashtrays and parts thereof; of cast iron, not enamelled	18.355	34.070	406.202	628.274
73239200	Household articles and parts thereof; of cast iron, enamelled	7.929	90.515	44.768	692.319
73239310	Kitchenware and parts thereof; of stainless steel	25.696	567.437	187.300	5.719.978
73239390	Household articles other than kitchenware and ashtrays and parts thereof; of stainless steel	34.662	444.972	709.295	6.738.156
73239400	Household articles and parts thereof; of iron (other than cast iron) or steel, enamelled	58.944	1.210.225	458.392	8.751.595
73239910	Kitchenware; of iron other than stainless steel and cast iron	5.949	149.423	7.625	224.648
73239990	Tableware, kitchenware or other household articles and parts thereof; of iron other than stainless steel and cast iron	53.681	1.157.232	327.961	5.437.345
73241010	Kitchen sinks; of stainless steel	3.736	18.529	42.680	170.700
73241090	Wash basins; of stainless steel	7.069	78.422	82.231	837.039
73242110	Bathtubs having rectangular or oblong interior shape; of cast iron, whether or not enamelled	40	721	160	6.195
73242190	Bathtubs having other than rectangular or oblong interior shape; of cast iron, whether or not enamelled	0	126	8	392
73242990	Bathtubs having other than rectangular or oblong interior shape; of not cast iron, whether or not enamelled	3.550	20.947	37.833	287.225
73249010	Flushing water closets or urinals (fixed type)	468	12.400	3.639	78.530
73249091	Parts of kitchen sinks or bathtubs	15.901	29.374	22.443	32.180

Tabel 3 : Ekspor Indonesia menurut Komoditi (Kode HS 8 digit)

Desember 2022

Kode H S	Uraian golongan barang	Berat bersih (Kg)		Nilai F.O.B. (U S \$)	
		Bulan ini	Kumulatif	Bulan ini	Kumulatif
(1)	(2)	(3)	(4)	(5)	(6)
73249099	Other sanitary ware and parts thereof; of iron or steel other than sinks and wash basins, baths, flushing water closets (fixed type)	4.443	48.912	72.589	743.708
73251020	Manhole covers, gratings and frames therefor; of non-malleable cast iron	13.368	94.418	25.923	181.347
73251090	Other cast articles of iron or steel; of non-malleable iron other than manhole covers, gratings, frames therefor, spouts and cups for latex collection	40	143.350	160	1.225.830
73259100	Grinding balls and similar articles for mills; of malleable cast iron	-	9	-	44
73259920	Manhole covers, gratings and frames therefor; of non-malleable cast iron	-	30	-	15
73259990	Manhole covers, gratings and frames therefor; of malleable cast iron	152.733	1.521.202	520.307	4.302.099
73261100	Grinding balls and similar articles for mills forged or stamped, but not further worked	5.123.131	16.322.260	5.727.618	20.639.289
73261900	Other articles of iron or steel, other than grinding balls and similar articles for mills, forged or stamped but not further worked	612.314	11.368.019	5.384.385	93.681.557
73262050	Poultry cages and the like; of iron or steel wire	1	31.319	25	53.476
73262060	Rat traps; of iron or steel wire	-	345	-	3.875
73262070	Wire mesh curtain and blinds; of iron or steel wire	11	2.029	54	14.371
73262090	Articles of iron or steel wire other than poultry cages and the like or rat traps or wire mesh curtain and blinds	1.407.770	22.637.480	2.414.840	39.542.140
73269010	Ships' rudders; of iron or steel	5	5.049	1.535	31.405
73269020	Spouts and cups for latex collection; of iron or steel	-	58	-	5.283
73269030	Stainless steel clamp assemblies with rubber sleeves of a kind used for hubless cast iron pipes and pipe fittings; of iron or steel	7.039	172.327	26.986	2.046.485
73269060	Bunsen burners ; of iron or steel	-	304	-	8.261
73269070	Horseshoes; riding boot spurs; of iron or steel	2.724	25.892	241.938	2.426.887
73269091	Cigarette cases and boxes; of iron or steel	24.010	668.110	25.013	1.047.729
73269099	Other articles of iron or steel, n.e.c. in heading 7326	1.109.370	14.290.936	5.244.997	60.642.314
74010010	Copper mattes	694.166	13.151.262	774.874	14.457.592
74031100	Cathodes and sections of cathodes; of refined copper	15.858.252	185.466.318	130.660.237	1.637.660.075
74031900	Copper alloys; unwrought	98.740	474.757	810.842	3.896.542
74032100	Copper-zinc base alloys (brass)	1.466.199	14.448.598	7.640.558	85.467.700
74032200	Copper-tin base alloys (bronze)	268.303	1.473.745	2.127.779	12.250.863
74032900	Copper alloys; other than brass or bronze or master alloys of heading 7405	12.820	64.804	141.641	775.008
74040000	Copper waste and scrap	2.691.454	30.631.298	20.311.363	251.208.034
74061000	Copper powders; of non-lamellar structure	-	6.026	-	48.288
74062000	Copper flakes; of lamellar structure	68.815	246.268	532.725	1.929.916
74071030	Profiles; of refined copper	5.679	204.246	72.680	2.010.228
74071049	Bars and rods other than square or rectangular cross-section; of refined copper	409.524	4.879.023	3.528.563	44.998.751
74072100	Bars, rods and profiles, of copper-zinc base alloys (brass)	287.108	7.145.283	2.101.885	62.120.392
74072900	Bars, rods and profiles, of copper alloys other than copper-zinc base alloys (brass)	113.583	665.425	779.588	4.516.260
74081120	Copper wire which the maximum cross-sectional dimension does not exceed 8 mm; of refined copper	-	6.581.543	-	66.696.384
74081130	Copper wire which the maximum cross-sectional dimension exceed 8 mm but not exceed 14 mm; of refined copper	1.099.228	15.864.186	9.314.584	142.136.081
74081190	Copper wire which the maximum cross-sectional dimension does exceed 14 mm; of refined copper	2.245.296	18.399.322	17.490.415	150.522.083
74081910	Copper wire plated or coated with gold or silver; of refined copper	-	7	-	93
74081990	Copper wire of refined copper of which the maximum cross-sectional dimension ≤ 6 mm other than plated or coated with gold or silver	2.713.886	28.610.690	22.971.603	268.428.405
74082100	Copper wire of copper-zinc base alloys (brass); of cooper alloys	64.714	1.850.443	464.054	15.294.902

Tabel 3 : Ekspor Indonesia menurut Komoditi (Kode HS 8 digit)

Desember 2022

Kode H S	Uraian golongan barang	Berat bersih (Kg)		Nilai F.O.B. (U S \$)	
		Bulan ini	Kumulatif	Bulan ini	Kumulatif
(1)	(2)	(3)	(4)	(5)	(6)
74082200	Copper wire of copper-nickel base alloys (cupro-nickel)/copper-nickel-zinc base alloys (nickel silver); of cooper alloys	-	5	-	36
74082910	Copper wire of copper-tin base alloys (brass); of cooper alloys	-	26	-	670
74082990	Copper wire of cooper alloys other than brass or cupro-nickle or nickle-silver or bronze	120.000	747.632	983.276	6.177.646
74091100	Copper plates, sheets and strip of a thickness exceeding 0.15 mm; of refined copper, in coils	-	1.371	-	41.661
74091900	Copper plates, sheets and strip of a thickness exceeding 0.15 mm; of refined copper, not in coils	690	12.474	13.528	126.517
74092100	Copper plates, sheets and strip of a thickness exceeding 0.15 mm; of copper-zinc base alloys (brass), in coils	49.961	681.467	394.699	6.241.444
74092900	Copper plates, sheets and strip of a thickness exceeding 0.15 mm; of copper-zinc base alloys (brass), not in coils	478	15.954	17.991	256.102
74093100	Copper plates, sheets and strip of a thickness exceeding 0.15 mm; of copper-tin base alloys (bronze), in coils	-	3.274	-	19.823
74093900	Copper plates, sheets and strip of a thickness exceeding 0.15 mm; of copper-tin base alloys (bronze), not in coils	1.115	27.787	35.457	306.717
74094000	Copper plates, sheets and strip of a thickness exceeding 0.15mm; of copper-nickel base alloys (cupro-nickel) or copper-nickel-zinc base alloys (nickel silver)	25	752	8.976	268.053
74099000	Copper plates, sheets and strip, of a thickness exceeding 0.15mm; of copper alloys	2	186	10.954	146.554
74101110	Copper clad laminate for manufacturing printed circuit boards of a thickness (excluding any backing) not exceeding 015 mm; of refined copper, not backed	-	24.908	-	254.623
74101190	Copper clad laminate for manufacturing printed circuit boards of a thickness (excluding any backing) exceeding 015 mm; of refined copper, not backed	-	7.149	-	79.345
74101200	Copper foil (whether or not printed) not backed with paper, paperboard, plastics or similar backing materials), of a thickness (excluding any backing) not exceeding 015 mm; of copper alloys	-	15	-	187
74102100	Copper foil (whether or not printed or backed with paper, paperboard, plastics or similar backing materials), of a thickness (excluding any backing) not exceeding 015 mm; of refined copper	-	15	-	391
74102200	Copper foil (whether or not printed or backed with paper, paperboard, plastics or similar backing materials), of a thickness (excluding any backing) not exceeding 015 mm; of copper alloys, backed	78.120	178.223	34.644	418.844
74111000	Copper tubes and pipes; of refined copper	12.854	527.954	7.703	1.100.276
74112100	Copper tubes and pipes of copper alloys; of copper-zinc base alloys (brass)	-	454	-	21.265
74112200	Copper tubes and pipes; of copper alloys of copper-nickel base alloys (cupro-nickel) or copper-nickel- zinc base alloys (nickel-silver)	-	129	-	101
74112900	Copper tubes and pipes; of copper alloys of other than copper-zinc, copper-nickel base alloys (cupro-nickel) or copper-nickel-zinc base alloys (nickel-silver))	1	139.825	17	24.401
74121000	Copper tube or pipe fittings; of refined copper	-	10	-	740
74122020	Hose fittings, copper tube or pipe fittings; of copper alloys	-	3.139	-	12.547
74122091	Tube or pipe fittings of copper-zinc base alloys (brass), other than hose fittings	7.898	122.264	125.584	1.974.785
74122099	Tube or pipe fittings other than of copper-zinc base alloys (brass), other than hose fittings	36.248	689.353	716.654	5.920.703
74130011	Cables; of copper not electrically insulated of a diameter not exceeding 2828 mm	504	4.209	1.619	64.423
74130019	Stranded wire, plaited bands and the like; of copper not electrically insulated Of a diameter not exceeding 2828 mm	-	18.791	-	114.011

Tabel 3 : Ekspor Indonesia menurut Komoditi (Kode HS 8 digit)

Desember 2022

Kode H S	Uraian golongan barang	Berat bersih (Kg)		Nilai F.O.B. (U S \$)	
		Bulan ini	Kumulatif	Bulan ini	Kumulatif
(1)	(2)	(3)	(4)	(5)	(6)
74130091	Cables; of copper electrically insulated of a diameter exceeding 2828 mm	-	2.602	-	14.465
74130099	Stranded wire, plaited bands and the like; of copper electrically insulated of a diameter exceeding 2828 mm	-	1.829	-	19.037
74151010	Nails (other than those of heading 8305); of copper or of iron or steel with heads of copper	-	1.451	-	682
74151020	Staples (other than those of heading 8305); of copper or of iron or steel with heads of copper	-	8	-	29
74151090	Tacks, drawing pins (other than those of heading 8305); of copper or of iron or of steel with heads of copper	562	4.748	50.543	319.325
74152100	Washers (including spring washers) not threaded (other than those of heading 8305); of cooper	21	1.220	687	17.316
74152900	Rivets, cotters, cotter-pins and similar articles, not threaded (other than those of heading 8305); of cooper	263	29.174	20.659	82.514
74153310	Screws threaded (other than those of heading 8305); of copper	3.541	31.997	166.458	2.080.583
74153320	Bolts and nuts threaded (other than those of heading 8305); of copper	8.088	75.373	11.473	166.120
74153900	Other threaded articles (other than those of heading 8305 and 7514); of copper	1.245	28.082	7.348	116.484
74181010	Pot scourers and scouring or polishing pads, gloves and the like; of copper	-	49	-	689
74181030	Cooking or heating apparatus of a kind used for household purposes, non-electric and parts thereof; of copper	4.358	16.785	17.779	55.588
74181090	Other household articles and parts thereof; of copper	192	9.927	4.019	178.060
74182000	Sanitary ware and parts thereof; of copper	38	113.077	3.350	1.813.148
74192010	Chain and parts thereof, cast, moulded, stamped or forged, but not further worked; of copper	1	825	19	2.618
74192020	Reservoirs, tanks, vats and similar containers not fitted with mechanical or thermal equipment, cast, moulded, stamped or forged, but not further worked; of copper	-	678	-	941
74192090	Articles of copper oth than chain & parts thereof or reservoirs or tanks or vats & similar containers not fitted with mechanical/thermal equipment; cast/moulded/stamped/forged, but not further worked	65	8.860	1.489	105.847
74198010	Chain and parts thereof of copper; other than cast, moulded, stamped or forged, but not further worked	-	10	-	4.409
74198021	Endless belt for machinery; of copper wire	-	11.712	-	295.129
74198029	Grill and netting; of copper wire	1.798	18.720	29.067	277.986
74198030	Springs of copper	77	2.197	2.466	36.528
74198040	Cigarette cases or boxes; of expanded metal of copper	-	1	-	825
74198050	Cooking or heating apparatus, other than of a kind used for domestic purposes, and parts thereof; of expanded metal of copper	2.302	6.462	3.317	10.727
74198060	Articles specially designed for use during religious rites; of expanded metal of copper	992	1.724	1.530	8.064
74198070	Electroplating anodes; capacity measures (other than for domestic use); of expanded metal of copper	-	38	-	2.293
74198080	Reservoirs, tanks, vats and similar containers not fitted with mechanical or thermal equipment of a capacity of 300 l or less; of expanded metal of copper	-	1	-	360
74198090	Other articles of copper n.e.c. of heading 7419	255	18.204	27.243	755.038
75011000	Nickel mattes	37.125.264	257.553.267	553.386.438	3.820.567.134
75012000	Nickel oxide sinters and other intermediate products; of nickel metallurgy	51.758.001	518.673.167	196.056.052	2.141.809.472
75030000	Nickel waste and scrap	107.778	1.129.092	394.787	5.789.172
75051200	Bars, rods and profiles; of nickel alloyed	-	7.481	-	80.034
75052100	Wire; of nickel not alloys	-	79	-	1.948
75052200	Wire; of nickel alloys	-	38.597	-	463.893
75061000	Plates, sheets, strip and foil; of nickel not alloyed	-	169	-	39
75062000	Plates, sheets, strip and foil; of nickel alloyed	1	6.396	10	146.902
75071200	Tubes and pipes; of nickel alloyed	-	197	-	24.877

Tabel 3 : Ekspor Indonesia menurut Komoditi (Kode HS 8 digit)

Desember 2022

Kode H S	Uraian golongan barang	Berat bersih (Kg)		Nilai F.O.B. (U S \$)	
		Bulan ini	Kumulatif	Bulan ini	Kumulatif
(1)	(2)	(3)	(4)	(5)	(6)
75072000	Tube or pipe fittings; of nickel	90	3.360	90	7.976
75089030	Bolts and nuts; of nickel	14	3.136	6.825	15.821
75089050	Electroplating anodes, including those produced by electrolysis; of nickel	-	2.768	-	1.770.279
75089090	Other articles of nickel	2.950	991.900	299.496	6.993.883
76011000	Unwrought aluminium, not alloyed	337	37.277.201	206	101.106.666
76012000	Unwrought aluminium, alloyed	7.479.709	92.800.861	16.661.193	260.083.666
76020000	Aluminium waste and scrap	682.590	11.324.028	1.823.527	19.018.885
76031000	Aluminium powders; of non-lamellar structure	3	253	9	5.703
76032020	Aluminium powders; of lamellar structure	140.000	1.720.041	12.510	135.204
76041010	Bars and rods; of aluminium not alloyed	44.200	210.049	153.646	602.804
76041090	Profiles of aluminium not alloyed	363	1.454.331	20.251	5.965.287
76042110	Hollow profiles of a kind suitable for making cooling coils of motor vehicle air conditioning machines; of aluminium alloys	15	470	1.512	16.675
76042120	Aluminium spacers for doors and windows; of aluminium alloys	9	2.000	221	13.523
76042190	Other hollow profiles of aluminium alloys	576.795	10.935.843	2.275.005	46.660.648
76042910	Extruded bars and rods; of aluminium alloys	2.600.679	39.283.321	10.956.984	175.346.436
76042930	Y-shaped profiles for zip fasteners, in coils; of aluminium alloys	-	32	-	1.230
76042990	Other extruded bars, rods and profiles; of non aluminium alloys	20.259	434.400	125.744	1.993.554
76051100	Aluminium wire of which the maximum cross-sectional dimension exceeds 7 mm; of aluminium not alloyed	259.232	4.106.851	705.245	13.021.321
76051990	Other aluminium wire of aluminium not alloyed	84.956	1.319.537	304.670	5.361.947
76052100	Aluminium wire of which the maximum cross-sectional dimension exceeds 7 mm; of aluminium alloyed	-	6.343	-	25.269
76052990	Other aluminium wire; of aluminium alloyed	50.261	265.702	165.896	1.002.911
76061110	Aluminium plates, sheets and strip, of a thickness exceeding 0.2 mm; rectangular (including square) plain or figured by rolling or pressing, not otherwise surface treated; of aluminium not alloyed	303.792	5.386.895	1.006.887	21.851.333
76061190	Aluminium plates, sheets and strip, of a thickness not exceeding 0.2 mm; rectangular (including square) plain or figured by rolling or pressing, not otherwise surface treated; of aluminium not alloyed	88.611	988.664	363.303	4.218.233
76061220	Aluminium plates, not sensitised, of a kind used in the printing industry; of aluminium alloys, of a thickness exceeding 0.2 mm	29	1.306	116	20.252
76061233	Aluminium sheet, 5082 or 5182, exceeding 1 m in width in coils; of aluminium alloy, of a thickness exceeding 0.2 mm	-	52	-	180
76061235	Rectangular aluminium sheet of alloys, surface worked, of a thickness exceeding 0.2 mm	-	241	-	4.094
76061239	Rectangular aluminium sheet of alloys, not surface worked, of a thickness exceeding 0.2 mm	2.386	3.129	12.154	13.923
76061290	Rectangular aluminium strip of alloys, of a thickness exceeding 0.2 mm	45.201	1.383.854	150.932	5.068.421
76069100	Aluminium plates, sheets and strip, thickness exceeding 0.2mm, not rectangular, not alloyed	163	972	3.320	38.350
76069200	Aluminium plates, sheets and strip, thickness exceeding 0.2mm, not rectangular, of aluminium alloys	350.484	5.382.281	1.057.288	19.573.778
76071100	Aluminium foil rolled but not further worked of a thickness (excluding any backing) not exceeding 0.2 mm, not backed	1.426.890	15.381.504	6.020.834	68.884.660
76071900	Aluminium foil rolled but not further worked of a thickness (excluding any backing) exceeding 0.2 mm, not backed	48.709	352.610	170.116	1.942.579
76072010	Aluminium foil for thermal insulation, backed	11.988	882.356	50.449	4.818.315
76072091	Aluminium foil printed with patterns, or in gold or silver colour, backed	495	596	3.842	4.729
76072099	Aluminium foil not for thermal insulation, backed	8.286	152.247	69.803	1.050.311
76081000	Aluminium tubes and pipes; of aluminium, not alloyed	76	752	3.590	18.977
76082000	Aluminium tubes and pipes; of aluminium, alloys	244.913	2.207.509	1.309.036	12.701.765

Tabel 3 : Ekspor Indonesia menurut Komoditi (Kode HS 8 digit)

Desember 2022

Kode H S	Uraian golongan barang	Berat bersih (Kg)		Nilai F.O.B. (U S \$)	
		Bulan ini	Kumulatif	Bulan ini	Kumulatif
(1)	(2)	(3)	(4)	(5)	(6)
76090000	Aluminium tube or pipe fittings (for example, couplings, elbows, sleeves)	12.998	151.188	116.494	994.191
76101010	Aluminium structure for doors & their frames & thresholds for doors	122.505	1.525.958	821.076	9.814.165
76101090	Aluminium structure for windows & their frames & thresholds for windows	25.280	1.202.762	135.514	5.567.824
76109030	Aluminium structure for internal or external floating roofs for petroleum storage tanks	-	3	-	1
76109091	Aluminium structure for Bridges and bridge-sections; towers or lattice masts	-	76.805	-	456.626
76109099	Other aluminium plates, rods, profiles, tubes and the like, prepared for use in structures	171.768	3.249.143	942.896	14.727.802
76110000	Aluminium reservoirs,tanks,vats&similar containers,for any material oth than compressed/liquefied gas, of a capacity>300 l, whether/not lined/ heat- insulated, not fitted wh mechanical/thermal equip	3.342	34.409	3.255	35.596
76121000	Aluminium collapsible tubular containers	2.149	53.228	29.464	740.267
76129010	Aluminium seamless containers of a kind suitable for fresh milk	-	78	-	501
76129090	Other aluminium casks, drums, cans, boxes and containersfor any material	1.148.672	10.597.841	4.839.619	48.553.752
76130000	Aluminium containers for compressed or liquefied gas	16.371	117.170	141.538	938.043
76141011	Cables with steel core of a diameter not exceeding 253 mm	250	609	1.865	4.829
76141019	Cables of aluminium not electrically insulated with steel core a diameter exceeding 28.28 mm	24.914	113.266	260.277	3.484.064
76141090	Stranded wire plaited bands and the like of aluminium not electrically insulated with steel core	722	26.935	6.899	42.694
76149011	Cables of aluminium not electrically insulated, without steel core of diameter not exceeding 25.3 mm	-	188.976	-	714.710
76149012	Cables of aluminium, not electrically insulated without steel core a of diameter exceeding 25.3 mm but exceeding 28.28mm	3.305	12.032	25.464	115.165
76149019	Cables of aluminium not electrically insulated without steel core of a diameter exceeding 28.28 mm	1	198	5	4.416
76149090	Stranded wire plaited bands and the like of aluminium not electrically insulated without steel core	72.572	1.166.096	193.989	4.885.435
76151010	Pot scourers and scouring or polishing pads, gloves and the like; of aluminium	-	11	-	51
76151090	Tableware, kitchenware or Other household articles and parts thereof; of aluminium	70.161	1.496.870	621.441	11.806.260
76152020	Bedpans, urinals and chamber-pots; of aluminium	-	65	-	510
76152090	Other sanitary ware and parts thereof; of aluminium	849	61.011	12.162	220.718
76161010	Nails (other than those of heading 8305); of aluminium	-	403	-	14.416
76161020	Staples (other than those of heading 8305), hooks, bolts and nuts; of aluminium	503	5.004	4.816	42.715
76161090	tacks, screws,screw hooks, rivets, cotters, cotter-pins, washers and similar articles :of aluminium	2.350	103.638	47.524	873.833
76169100	Cloth, grill, netting and fencing; of aluminium wire	8	14.746	53	113.548
76169920	Ferrules of a kind suitable for use in the manufacture of pencils; of aluminium	-	2	-	994
76169930	Aluminium Slugs, round, of such dimension that the thickness exceeds one-tenth of the diameter	-	10.026	-	33.247
76169940	Bobbins, spools, reels and similar supports for textile yarn; of aluminium	1.785	455.875	5.250	86.111
76169951	Venetian blinds of aluminium	2.797	40.077	27.565	384.137
76169959	Blinds other than venetian blinds of aluminium	7	213	33	10.809
76169960	Spouts and cups of a kind used for latex collection; of aluminium	29	34	5	6
76169970	Cigarette cases or boxes; of aluminium	-	148	-	4.110
76169980	Expanded metal; of aluminium	15.995	127.195	89.365	870.553
76169990	Other articles of aluminium	222.184	1.989.644	1.385.472	14.041.838
78011000	Unwrought refined lead	-	1.168.357	-	2.418.735

Tabel 3 : Ekspor Indonesia menurut Komoditi (Kode HS 8 digit)

Desember 2022

Kode H S	Uraian golongan barang	Berat bersih (Kg)		Nilai F.O.B. (U S \$)	
		Bulan ini	Kumulatif	Bulan ini	Kumulatif
		(1)	(2)	(3)	(4)
78019100	Unrefined lead containing by weight antimony as the principal other element	-	251.313	-	546.571
78019900	Unrefined lead containing by weight antimony not as the principal other elemen	376.560	3.742.881	409.486	4.875.632
78020000	Lead waste and scrap	-	1.262	-	7.937
78041190	Lead sheets, strip and foil of a thickness exceeding 015 mm	-	20	-	2.158
78041900	Lead plates	-	22.129	-	68.342
78060020	Lead bars, rods, profiles and wire	2.700	293.057	52.083	5.305.451
78060030	Lead tubes, pipes and tube or pipe fittings (for example, couplings, elbows, sleeves)	-	11	-	1.078
78060040	Lead wool; washers; electroplating anodes	-	3.749	-	46.922
78060090	Other articles of lead	-	3.740	-	31.632
79011200	Unwrought zinc, not alloyed containing by weight less than 9999 % of zinc	81.046	1.265.090	209.231	3.643.951
79012000	Zinc alloys	120.772	1.583.768	312.319	4.228.582
79020000	Zinc waste and scrap	143.090	6.214.089	299.345	13.322.511
79031000	Zinc dust	396.532	5.254.503	1.347.750	16.608.727
79039000	Zinc powders and flakes	-	200.000	-	126.000
79040000	Zinc bars, rods, profiles and wire	-	101.878	-	264.398
79050040	Zinc plates, sheets, strip and foil of a thickness not exceeding 015 mm	-	1.060	-	674
79050090	Zinc plates, sheets, strip and foil of a thickness exceeding 015 mm	1	3.394	5	9.930
79070030	Gutters, roof capping, skylight frames and other fabricated building components; of zinc	7.630	44.418	10.680	33.643
79070040	Tubes, pipes and tube or pipe fittings (for example couplings, elbows, sleeves); of zinc	-	10	-	140
79070091	Cigarette cases or boxes; ashtrays; of zinc	-	1	-	17
79070092	Other household articles; of zinc	139	28.713	419	49.758
79070093	Electroplating anodes; stencil plates; nails, tacks, nuts, bolts, screws, rivets and similar fastening; zinc calots for the manufacture of batteries of zinc	33	4.430	770	12.733
79070099	Other articles of zinc n.e.c. of subheading 7907	254.101	4.373.754	240.214	4.042.936
80011000	Unwrought tin, not alloyed	7.682.227	77.560.096	183.931.899	2.370.768.745
80012000	Unwrought tin, alloyed	-	3	-	80
80030010	Tin bars and rods for soldering	52.368	507.146	1.182.444	17.997.552
80070020	Tin plates, sheets and strip, of a thickness exceeding 02 mm	-	1	-	600
80070030	Tin foil (whether or not printed or backed with paper, paperboard, plastics or similar backing materials), of a thickness (excluding any backing) not exceeding 02 mm; powders and flakes	-	179	-	296
81019600	Wire; of tungsten (wolfram)	40	1.955	18	4.381
81019700	Waste and scrap; of tungsten (wolfram)	2.514	150.064	57.259	2.567.696
81019910	Bars and rods, other than those obtained simply by sintering; profiles, sheets, strip and foil; of tungsten (wolfram)	-	4	-	562
81019990	Other articles of tungsten (wolfram)	15	15	84	84
81021000	Powders of molybdenum	-	2	-	4
81029400	Unwrought molybdenum, including bars and rods obtained simply by sintering	-	7.560	-	130.410
81029600	Wire; of molybdenum	-	25	-	119
81033000	Waste and scrap; of tantalum	4.296	181.796	366.327	5.959.859
81042000	Waste and scrap of magnesium	301.770	1.038.066	619.504	2.364.156
81043000	Raspings, turnings and granules, graded according to size; powders of magnesium	-	162	-	497
81059000	Cobalt mattes and other intermediate products of cobalt metallurgy	-	1	-	1.200
81083000	Waste and scrap; of titanium	3.566	81.175	24.599	479.861
81089000	Other articles of titanium	5	13.754	3.161	49.658
81110010	Waste and scrap; of manganese	5.180.000	48.242.114	10.504.000	149.354.787
81122200	Waste and scrap; of chromium	-	160.970	-	364.607
81126100	Waste and scrap; of cadmium	-	4	-	166.594

Tabel 3 : Ekspor Indonesia menurut Komoditi (Kode HS 8 digit)

Desember 2022

Kode H S	Uraian golongan barang	Berat bersih (Kg)		Nilai F.O.B. (U S \$)	
		Bulan ini	Kumulatif	Bulan ini	Kumulatif
(1)	(2)	(3)	(4)	(5)	(6)
81129900	Wrought vanadium, gallium, indium and niobium (columbium), and articles of these metals, including waste and scrap	-	0	-	245
81130000	Cermets and articles thereof, including waste and scrap	-	679	-	7.241
82011000	Hand tools; Spades and shovels	357	10.274	1.374	10.174
82013010	Hand tools; Hoes and rakes	-	6	-	44
82013090	Hand tools; Mattocks, picks	6	37.392	252	57.025
82014000	Hand tool; axes, bill hooks and similar hewing tools	0	21	50	642
82015000	Hand tool; Secateurs and similar one-handed pruners and shears (including poultry shears)	-	162	-	195
82016000	Hand tool; Hedge shears, two-handed pruning shears and similar two-handed shears	1	37	2	55
82019000	hand tools; forks, scythes, sickles, hay knives, timber wedges, and other hand tools of a kind used in agriculture, horticulture or forestry n.e.c. in heading 8201	23	29.921	423	253.898
82021000	Hand saws	57	966	470	5.836
82022000	Band saw blades	-	2.227	-	26.124
82023100	Circular saw blades (including slitting or slotting saw blades) with working part of steel	4.404	33.567	166.188	1.299.133
82023900	Circular saw blades (including slitting or slotting saw blades) with working part of materials other than steel	10.372	120.900	338.950	4.573.182
82024000	Chain saw blades	30	140	2	14.219
82029100	Straight saw blades, for working metal	1	141	33	5.474
82029910	Straight saw blades, not for working metal	-	12	-	77
82029990	Saw blades parts	88.068	1.004.022	852.954	11.184.830
82031000	Files, rasps and similar tools	31.997	265.401	206.125	1.828.492
82032000	Pliers (including cutting pliers), pincers, tweezers and similar tools	12.134	40.800	1.240	357.577
82033000	Metal cutting shears and similar tools	80	66.316	13.298	60.825
82034000	Pipe-cutters, bolt croppers, perforating punches and similar tools	26	9.267	281	70.676
82041100	Hand-operated spanners and wrenches; non-adjustable	15.149	24.700	11.175	186.591
82041200	Hand-operated spanners and wrenches; adjustable	1.387	16.271	4.828	97.208
82042000	Interchangeable spanner sockets, with or without handles	1.417	11.932	9.636	125.055
82051000	Drilling, threading or tapping tools, hand operated	571	88.006	5.425	381.806
82052000	Hammers and sledge hammers	1.657	66.884	1.604	451.420
82053000	Planes, chisels, gouges and similar cutting tools for working wood	-	2.708	-	26.582
82054000	Screwdrivers	1.179	4.161	2.408	36.636
82055100	Household tools	171	7.397	2.908	85.724
82055900	Glaziers' diamondstools	17.107	78.886	143.046	1.528.308
82056000	Blow lamps	41	246	391	5.730
82057000	Vices, clamps and the like	17.640	105.321	193.767	1.237.599
82059000	Other hand tool including sets of articles of two or more subheadings of this heading	654	18.296	6.782	121.537
82060000	Tools of two or more of the headings 8202 to 8205, put up in sets for retail sale	2.350	32.182	10.992	188.523
82071300	Rock drilling or earth boring tools with working part of cermets Interchangeable tools for hand tools	-	1.938	-	91.870
82071900	Rock drilling or earth boring tools without working part of cermets, Interchangeable tools for hand tools including parts	8.279	334.019	243.026	2.990.502
82072000	Dies for drawing or extruding metal Interchangeable tools for hand tools	4.145	69.556	20.853	1.054.886
82073000	Tools for pressing, stamping or punching Interchangeable tools for hand tools	10.650	936.975	264.681	10.876.972
82074000	Tools for tapping or threading Interchangeable tools for hand tools	147	2.968	28.618	165.503
82075000	Tools for drilling, other than for rock drilling Interchangeable tools for hand tools	39.412	376.878	649.672	8.838.500
82076000	Tools for boring or broaching Interchangeable tools for hand tools	181	1.091	9.268	237.853

Tabel 3 : Ekspor Indonesia menurut Komoditi (Kode HS 8 digit)

Desember 2022

Kode H S	Uraian golongan barang	Berat bersih (Kg)		Nilai F.O.B. (U S \$)	
		Bulan ini	Kumulatif	Bulan ini	Kumulatif
(1)	(2)	(3)	(4)	(5)	(6)
82077000	Tools for milling Interchangeable tools for hand tools	15.880	96.943	828.246	12.894.127
82078000	Tools for turning Interchangeable tools for hand tools	24	2.164	16.672	141.299
82079000	Screw driving, interchangeable tools	95.875	834.659	361.397	6.977.865
82081000	Knives and cutting blades for metal working	-	81.137	-	266.560
82082000	Knives and cutting blades for wood working	120.573	1.430.214	1.061.616	12.677.512
82083000	Knives and cutting blades for kitchen appliances or for machines used by the food industry	210	3.973	5.227	38.198
82084000	Knives and cutting blades for agricultural, horticultural or forestry machines	-	745	-	2.238
82089000	Knives and cutting blades, other than for metal working or wood working or for kitchen appliances or machines used by the food industry or agricultural, horticultural or forestry machines	2.364	20.022	135.636	1.146.164
82090000	Plates, sticks, tips and the like for tools, unmounted, of cermets	357	4.739	39.035	420.894
82100000	Hand-operated mechanical appliances, weighing 10 kg or less, used in the preparation, conditioning or serving of food or drink	163	4.376	33	20.473
82111000	Sets of assorted articles knives with cutting blades, serrated or not other than knives of heading 8208	-	91	-	99
82119100	Table knives having fixed blades serrated or not other than knives of heading 8208	10.477	86.007	122.583	1.043.714
82119250	Knives having fixed blades of a kind used for agriculture, horticulture or forestry serrated or not other than knives of heading 8208	-	570	-	4.576
82119292	Hunting knives, diving knives and scouts' knives serrated or not other than knives of heading 8208	-	78.646	-	906.670
82119299	Knives having fixed blades excluding table knives or of a kind used for agriculture, horticulture or forestry or hunting, diving, and scouts' knives	92	6.575	226	125.835
82119321	Knives having other than fixed blades of a kind used for agriculture, horticulture or forestry with handle of base metal	2	49	1.415	30.075
82119329	Knives having other than fixed blades of a kind used for agriculture, horticulture or forestry with handle other than of base metal	1	3.462	282	399.398
82119330	Flick knives or spring knives; penknives with blades of 15 cm or more in length	4	119	48	9.388
82119390	Flick knives or spring knives; penknives with blades of 15 cm less in length	-	210	-	7.887
82119490	Blades for knives of a kind used other than for agriculture, horticulture or forestry	5	831	708	25.306
82119500	Knife handles of base metal	-	3.879	-	3.446
82121000	Razors	133	1.388	11.417	50.212
82122010	Double-edged razor blades	86	6.196	3.710	134.211
82122090	Safety razor blade blanks in strips	6	578	10	2.843
82130000	Scissors, tailors' shears and similar shears, and blades therefor	641	5.741	1.778	22.921
82141000	Paper knives, letter openers, erasing knives, pencil sharpeners and blades therefor	42	9.823	1.521	76.033
82142000	Manicure or pedicure sets and instruments (including nail files)	8	577	25	10.358
82149000	Hair clippers, butchers' or kitchen cleavers, choppers and mincing knives	1.121	21.207	9.254	88.303
82151000	Sets of assorted articles of kitchen and tableware containing at least one article plated with precious metal	-	7.659	-	37.750
82152000	Sets of assorted articles similar kitchen or tableware	2.799	138.057	52.682	1.544.255
82159100	Spoons, forks, ladles, skimmers, cake-servers, fish-knives, butter-knives, sugar tongs and similar kitchen or tableware plated with precious metal	-	164	-	3.966

Tabel 3 : Ekspor Indonesia menurut Komoditi (Kode HS 8 digit)

Desember 2022

Kode H S	Uraian golongan barang	Berat bersih (Kg)		Nilai F.O.B. (U S \$)	
		Bulan ini	Kumulatif	Bulan ini	Kumulatif
		(1)	(2)	(3)	(4)
82159900	Spoons, forks, ladles, skimmers, cake-servers, fish-knives, butter-knives, sugar tongs and similar kitchen or tableware not plated with precious metal	141.470	2.143.625	1.958.023	28.190.285
83011000	Padlocks (key, combination or electrically operated); of base metal	307	9.304	18.880	219.368
83012000	Locks of a kind used for motor vehicles; of base metal	65.317	575.216	1.161.906	9.324.687
83013000	Locks of a kind used for furniture; of base metal	920	3.857	614	25.549
83014010	Handcuffs; of base metal	-	3	-	136
83014020	Door locks; of base metal	616	11.786	2.018	194.278
83014090	Locks not used for motor vehicles or furniture other than handcuffs or door locks	327	11.770	7.095	238.648
83015000	Clasps and frames with clasps, incorporating locks; of base metal	126	7.093	1.450	13.676
83016000	Parts of padlocks and locks; of base metal	25.921	343.273	436.042	4.358.857
83017000	Keys presented separately of padlocks and lock; of base metal	1.307	16.823	175.103	1.302.959
83021000	Hinges; of base metal	44.302	244.094	324.372	2.659.334
83022010	Castors with mounting of base metal of a diameter (including tyres) exceeding 100 mm, but not exceeding 250 mm	-	1	-	29
83022090	Castors with mounting of base metal of a diameter (including tyres) exceeding 250 mm	33.794	102.101	60.326	445.598
83023010	Hasps suitable for motor vehicles; of base metal	101	226	833	5.579
83023090	mountings, fittings and similar articles suitable for motor vehicles; of base metal	207.047	1.904.840	1.298.996	10.520.565
83024131	Hasps suitable for building; of base metal	270	424	256	1.674
83024139	Bolts, hooks and eyes, staples of base metal, a kind suitable for building	10	112.721	138	568.657
83024190	Other mountings, fittings and similar articles of base metal suitable for buildings	319.245	3.364.100	1.379.612	15.160.526
83024220	Hasps; of base metal of a kind suitable for furniture	0	17	0	1.328
83024290	Bolts, hook and eyes, staples; of base metal, a kind suitable for furniture	154.462	1.548.728	684.619	6.915.947
83024910	Mountings, fittings and similar articles; of base metal of a kind suitable for saddlery	4	304	101	17.209
83024991	Hasps of base metal a kind suitable for trunks, chests, caskets or the like	-	112	-	6.179
83024999	Base metal fittings and similar articles of a kind suitable for trunks, chests, caskets or the like	70.985	888.544	371.461	3.987.724
83025000	Hat-racks, hat-pegs, brackets and similar fixtures; of base metal	15.222	306.250	192.258	3.128.333
83026000	Automatic door closers; of base metal	17.780	194.229	94.698	1.037.384
83030000	Armoured or reinforced safes, strong-boxes and doors and safe deposit lockers for strong-rooms, cash or deed boxes and the like; of base metal	284.485	4.033.614	638.874	9.395.387
83040010	Filing cabinets and card-index cabinets; of base metal	1.343	48.647	5.010	81.995
83040091	Paper trays, paper rests, pen trays, office-stamp stands and similar office or desk equipment; of aluminium, other than office furniture of heading 9403	2.157	27.618	2.350	148.323
83040099	Paper trays, paper rests, pen trays, office-stamp stands and similar office or desk equipment; of base metal, other than office furniture of heading 9403	1.055	44.150	2.131	127.593
83051010	Fittings for double loop wire binders; of base metal	2	127	3	190
83051090	Fittings for loose-leaf binders or files other than for double loop wire binder; of base metal	375	1.765	246	6.212
83052010	Staples in strips of a kind for office use; of base metal	-	53	-	162
83052020	Staples in strips other than for office use (example, upholstery, packaging); of iron or steel	3.630	8.430	17.972	66.794
83052090	Staples in strips of base metal other than iron or steel, not a kind for office use	-	656	-	4.099
83059010	Paper clips; of base metal	-	1.260	-	2.315

Tabel 3 : Ekspor Indonesia menurut Komoditi (Kode HS 8 digit)

Desember 2022

Kode H S	Uraian golongan barang	Berat bersih (Kg)		Nilai F.O.B. (U S \$)	
		Bulan ini	Kumulatif	Bulan ini	Kumulatif
		(1)	(2)	(3)	(4)
83059090	Letter clips, letter corners, indexing tags and similar office articles, of base metal, including parts	22	11.966	137	44.787
83061000	Bells, gongs and the like, non-electric; of base metal	1.247	31.906	34.631	525.792
83062100	Statuettes and other ornaments plated with precious metals	1.488	24.233	17.136	168.354
83062910	Statuettes and other ornaments; of copper or of lead	13.463	298.834	205.577	2.938.270
83062920	Statuettes and other ornaments; of nickel	-	44	-	92
83062930	Statuettes and other ornaments; of aluminium	4.167	87.744	97.368	1.640.865
83062990	Statuettes and other ornaments; of iron or steel	37.703	1.061.918	245.459	8.476.364
83063010	Photograph, picture or similar frames, mirrors; of copper	266	7.005	11.302	48.335
83063091	Metallic mirrors reflecting traffic views at road intersections or sharp corners; of base metal	-	7.525	-	27.825
83063099	Photograph, picture or similar frames; mirrors made of basemetal other than copper	18.070	181.137	102.804	991.735
83071000	Flexible tubing with or without fittings; of iron or steel	8.037	95.792	59.472	771.145
83079000	Flexible tubing with or without fittings; of base metal other than of iron or steel	60	494	723	15.151
83081000	Hooks, eyes, eyelets used for clothing/clothing accessories, footwear, jewellery, watches, books, awnings and leather; of base metal	1.332	38.892	46.680	960.790
83082000	Tubular or bifurcated rivets; of base metal	15	82	1.610	46.031
83089010	Beads including parts; of base metal	407	19.690	9.592	291.023
83089090	Clasps, frames with clasps, buckles, buckle-clasps; of base metal	8.431	100.498	171.885	2.280.015
83091000	Crown corks; of base metal	-	3.991	-	14.187
83099010	Capsules for bottles; of base metal	-	38	-	154
83099020	Top ends; of aluminium cans	62.265	406.792	297.905	2.374.415
83099060	Aerosol can ends; of tinplate	-	25	-	643
83099070	Other caps for cans; of base metal	17.206	939.923	26.512	2.129.019
83099081	Bottle caps, screw caps; of aluminium	-	124	-	3.650
83099089	Bungs for metal drums; bung covers; seals; case corner protectors; of aluminium	7	4.177	91	56.216
83099091	Bottle caps, screw caps; of base metal other than aluminium	1	18.387	14	132.423
83099092	Bungs for metal drums; bung covers; seals; case corner protectors; of base metal other than aluminium	-	107.545	-	627.062
83099099	Other packing accessories; of base metal	36.069	252.324	267.304	3.241.327
83100000	Sign-plates, name-plates, address-plates and similar plates, numbers, letters and other symbols, of base metal, excluding those of heading 9405	845	9.770	11.824	125.377
83111010	Coated electrodes for electric arc-welding; of base metal, in rolls	19.800	323.143	30.918	970.656
83111090	Coated electrodes, for electric arc-welding; of base metal in a forms other than rolls	762.165	6.015.811	1.466.317	14.083.923
83112021	Cored wire for electric arc-welding containing by weight 45 % or more of carbon and 20 % or more of chromium; of alloy steel, in rolls	-	526	-	5.711
83112029	Cored wire for electric arc-welding containing by weight 45 % or more of carbon and 20 % or more of chromium; of alloy steel, other than in rolls	-	6.909	-	31.737
83112090	Cored wire for electric arc-welding made of base metal other than alloy steel	15.836	56.382	18.476	754.199
83113021	Cored wire for soldering, brazing or welding by flame containing by weight 45 % or more of carbon and 20 % or more of chromium; of alloy steel, in rolls	-	6.332	-	6.843
83113029	Cored wire for soldering, brazing or welding by flame containing by weight 45 % or more of carbon and 20 % or more of chromium; of alloy steel, other than in rolls	418	15.584	970	21.188
83113099	Coated rods for soldering, brazing or welding by flame; of base metal, other than in rolls	-	7	-	0
83119000	Wire and rods of agglomerated base metal powder used for metal spraying	1.767	19.114	39.751	340.217

Tabel 3 : Ekspor Indonesia menurut Komoditi (Kode HS 8 digit)

Desember 2022

Kode H S	Uraian golongan barang	Berat bersih (Kg)		Nilai F.O.B. (U S \$)	
		Bulan ini	Kumulatif	Bulan ini	Kumulatif
		(1)	(2)	(3)	(4)
84012000	Machinery and apparatus for isotopic separation, and parts thereof	0	0	6	6
84013000	Fuel elements (cartridges), non-irradiated	-	4	-	97
84021120	Watertube boilers with a steam production exceeding 45 t per hour not electrically operated other than central heating hot water	-	60	-	18.000
84021219	Watertube boilers with a steam production not exceeding 15 t per hour electrically operated other than central heating hot water	3.210	181.190	46.100	2.174.565
84021229	Watertube boilers with a steam production not exceeding 15 t per hour not electrically operated other than central heating hot water	-	15.070	-	81.145
84021919	Other vapour generating boilers including hybrid boilers other than central heating hot water with a steam production not exceeding 15 t per hour electrically operated	-	173	-	2.681
84021929	Other vapour generating boilers including hybrid boilers other than central heating hot water with a steam production not exceeding 15 t per hour not electrically operated	-	44.654	-	146.088
84029010	Boiler bodies, shells or casings, parts for Steam or other vapour generating boilers	-	14.008	-	149.947
84029090	Parts for steam or other vapour generating boilers other than boiler bodies, shells or casings	7.954	787.455	96.417	3.534.697
84031000	Boilers of central heating boilers other than those of heading 8402	70.000	261.746	464.250	1.755.236
84039090	Parts for central heating boilers other than Boiler bodies, shells or casings than those of heading 8402	3	1.096.963	519	6.551.547
84041019	Economisers, super-heaters and gas recoverers for steam or other vapour power units for use with boilers of heading 8402	-	541	-	15.157
84042000	Condensers for steam or other vapour power units for use with boilers of heading 8402 or 8403	1	1.767	8	19.254
84049019	Parts of auxiliary plant of goods of subheadings 84041011 and 84041019 other than bodies, shells or casings	23	4.860	115	13.671
84049090	Part for use condensers or Auxiliary plant of subheadings 8404.20.00	512	8.936	11.721	42.539
84051000	Producer gas or water gas generators, with or without their purifiers; acetylene gas generators and similar water process gas generators	20.000	20.033	90.000	90.680
84059000	Parts of producer gas or water gas generators, with or without purifiers; acetylene gas generators and similar	88	227	1.239	3.481
84061000	Steam turbines and other vapour turbines for marine propulsion	-	2.314	-	75.851
84068290	Steam turbines and other vapour turbines of an output exceeding 5 MW but not exceeding 40 MW other than for marine propulsion	44.470	52.970	174.704	204.704
84069000	Parts of steam turbines and other vapour turbines	159	312.944	2.005	751.107
84071000	Spark-ignition reciprocating or rotary internal combustion piston engines for Aircraft	355	27.425	1.046	5.295.495
84072110	Spark-ignition reciprocating or rotary internal combustion a power not exceeding 2238 kW for outboard motors	-	2.902	-	25.302
84072190	Spark-ignition reciprocating or rotary internal combustion a power exceeding 2238 kW for outboard motors	86	1.989	2.957	56.344
84072920	Spark-ignition reciprocating or rotary internal combustion a power not exceeding 2238 kW for marine propulsion engine	18.233	200.535	278.493	2.984.907
84072990	Spark-ignition reciprocating or rotary internal combustion a power exceeding 2238 kW for marine propulsion engine	-	491	-	6.222
84073211	Spark-reciprocating piston engines of a kind used for the propulsion for vehicles of heading 8701 a cylinder capacity exceeding 50 cc but not exceeding 110 cc	-	2	-	10

Tabel 3 : Ekspor Indonesia menurut Komoditi (Kode HS 8 digit)

Desember 2022

Kode H S	Uraian golongan barang	Berat bersih (Kg)		Nilai F.O.B. (U S \$)	
		Bulan ini	Kumulatif	Bulan ini	Kumulatif
(1)	(2)	(3)	(4)	(5)	(6)
84073212	Spark-reciprocating piston engines of a kind used for the propulsion for vehicles of heading 8711 of a cylinder capacity exceeding 50 cc but not exceeding 110 cc	-	64.106	-	1.383.460
84073219	Spark-reciprocating piston engines of a kind used for the propulsion for vehicles of Chapter 87 other than of heading 8701 and 8711 of a cylinder capacity exceeding 50 cc but not exceeding 110 cc	-	5	-	100
84073222	Spark-reciprocating piston engines of a kind used for the propulsion for vehicles of heading 8711 a cylinder capacity exceeding 110 cc but not exceeding 250 cc	2.232.579	14.558.821	27.105.182	187.214.302
84073229	Spark-reciprocating piston engines of a kind used for the propulsion for vehicles of Chapter 87 other than of heading 8701 and 8711 of a cylinder capacity exceeding 110 cc but not exceeding 250 cc	1.590	10.785	9.822	78.851
84073320	Spark-reciprocating piston engines of a kind used for the propulsion for vehicles of heading 8711 a cylinder capacity exceeding 250 cc but not exceeding 1,000 cc	-	1.061.804	-	23.310.020
84073390	Spark-reciprocating piston engines of a kind used for the propulsion for vehicles of Chapter 87 other than of heading 8701 and 8711 of a cylinder capacity exceeding 250 cc but not exceeding 1,000 cc	27	32	896	1.239
84073440	Full assembled sprak-reciprocating piston engines of a cylinder capacity not exceeding 1,100 cc for pedestrian controlled tractors	-	800	-	5.194
84073471	Full assembled spark- reciprocating piston engines of cylinder capacity not exceeding 2,000cc, for vehicles of Chapter 87	678.768	8.223.422	10.178.137	124.285.202
84073472	Full assembled spark- reciprocating piston engines of cylinder capacity exceeding 2,000cc but not exceeding 3,000 cc for vehicles of Chapter 87	92.578	2.120.000	994.951	20.944.646
84073473	Full assembled spark- reciprocating piston engines of cylinder capacity exceeding 3,000cc for vehicles of Chapter 87	-	676.275	-	6.601.909
84073491	Assembled not complete, spark-reciprocating piston engines cylinder capacity not exceeding 1,100cc for pedestrian controlled tractors	-	750	-	4.699
84073492	Assembled not complete, spark-reciprocating piston engines cylinder capacity not exceeding 1,100cc for other vehicles of heading 8701	20	20	188	188
84073494	Assembled not complete, spark-reciprocating piston engines cylinder capacity not exceeding 2,000 cc for vehicles of chapter 87	1.441.471	12.922.137	10.726.045	94.950.728
84079010	Other engines ; of a power not exceeding 1865 kw	-	50.082	-	38.059
84079090	Other engines ; otherthan of a power not exceeding 1865 and of a power exceeding 1865 kw but not exceeding 2238 kw	201	4.655	2.131	32.453
84081010	Marine propulsion engines ; of a power not exceeding 2238	-	45	-	500
84081020	Marine propulsion engines ; of a power exceeding 2238 kw but not exceeding 100 kw	-	1.790	-	7.451
84081030	Marine propulsion engines ; of a power exceeding 100 kw but not exceeding 750 kw	-	1.408	-	35.777
84081090	Marine propulsion engines ; otherthan of a power not exceeding 2238,exceeding 2238 kw but not exceeding 100 kw and exceeding 100 kw but not exceeding 750 kw	-	8.190	-	373.813
84082010	Fully assembled for vehicles of subheading 870110	-	9.536	-	96.329
84082021	Fully assembled other ; of a cylinder capacity not exceeding 2,000 cc	-	400	-	7.899
84082022	Fully assembled other ; of a cylinder capacity exceeding 2,000 cc but not exceeding 3500 cc	1.060	17.729	12.916	204.477
84082023	Fully assembled other ; of a cylinder capacity exceeding 3,500 cc	38.100	39.288	1.581.287	1.581.427

Tabel 3 : Ekspor Indonesia menurut Komoditi (Kode HS 8 digit)

Desember 2022

Kode H S	Uraian golongan barang	Berat bersih (Kg)		Nilai F.O.B. (U S \$)	
		Bulan ini	Kumulatif	Bulan ini	Kumulatif
(1)	(2)	(3)	(4)	(5)	(6)
84082093	Engines of a kind used for the propulsion of vehicles of Chapter 87 ; other for vehicles of subheading 870110	-	150	-	1.402
84082096	Engines of a kind used for the propulsion of vehicles of Chapter 87 ; other of a cylinder capacity exceeding 3500 cc	-	80.198	-	919.087
84089010	Other engines ; of a power not exceeding 1865 kw	-	4.563	-	55.379
84089051	Other engines ; of a power exceeding 100 kw of a kind used for machinery of heading 8429 or 8430	225.294	2.407.157	3.947.195	43.005.436
84089059	Other engines ; of a power exceeding 100 kw otherthan of a kind used for machinery of heading 8429 or 8430 and of a kind used for railway locomotives or tramway vehicles	102.248	507.083	1.033.418	4.677.332
84089091	Other engines ; For machinery of heading 8429 or 8430	-	12.860	-	53.240
84089099	Other engines ; otherthan For machinery of heading 8429 or 8430 and of a kind used for railway locomotives or tramway vehicles	89.198	1.518.862	800.261	16.814.244
84091000	For aircraft engines	286	30.643	57.967	9.041.218
84099111	Carburettors and parts thereof ; for machinery of heading 8429 or 8430	2.170	6.391	2.619	94.259
84099112	Cylinder blocks ; crank cases ; for machinery of heading 8429 or 8430	97	1.017.722	1.061	6.030.362
84099113	Cylinder liners, with an internal diameter of 50 mm or more, but not exceeding 155 mm ; for machinery of heading 8429 or 8430	-	19.377	-	154.846
84099114	Other cylinder liners ; for machinery of heading 8429 or 8430	7	3.587	18	103.123
84099115	Cylinder heads and head covers ; for machinery of heading 8429 or 8430	2.253	56.756	25.707	592.557
84099116	Pistons, with an external diameter of 50 mm or more, but not exceeding 155 mm ; for machinery of heading 8429 or 8430	-	177	-	24.555
84099117	Other pistons ; for machinery of heading 8429 or 8430	41.113	286.269	1.067.501	7.354.829
84099118	Pistons rings and gudgeon pins ; for machinery of heading 8429 or 8430	22.522	237.158	1.292.132	13.809.375
84099119	Part of For machinery of heading 8429 or 8430	82.517	1.163.495	482.199	7.339.840
84099121	Carburettors and parts thereof ; for vehicles of heading 8701	60	1.070	230	8.644
84099122	Cylinder blocks crank cases ; for vehicles of heading 8701	-	1.011	-	1.000
84099129	Part of For vehicles of heading 8701	10	1.644	1.039	27.464
84099131	Carburettors and parts thereof ; for vehicles of heading 8711	20.478	121.731	616.819	3.522.680
84099132	Cylinder blocks crank cases ; for vehicles of heading 8711	8.827	63.649	132.935	757.742
84099134	Cylinder liners ; for vehicles of heading 8711	-	2.000	-	1.486
84099135	Cylinder heads and head covers ; for vehicles of heading 8711	15.129	284.230	299.693	3.944.271
84099137	Pistons For vehicles of heading 8711	5.184	89.506	99.848	2.944.881
84099138	Pistons rings and gudgeon pins ; for vehicles of heading 8711	1.686	17.488	59.267	1.034.938
84099139	Part of For vehicles of heading 8711	95.429	1.664.158	2.932.505	36.033.209
84099141	Carburettors and parts thereof ; for other vehicles of chapter 87	23.143	366.442	1.419.853	28.387.442
84099142	Cylinder blocks; crank cases ; for other vehicles of chapter 87	663.602	7.955.637	1.964.218	27.446.373
84099143	Cylinder liners, with an internal diameter of 50 mm or more, but not exceeding 155 mm ; for other vehicles of chapter 87	-	14	-	238
84099144	Other cylinder liners ; for other vehicles of chapter 87	1.563	91.501	22.493	725.010
84099145	Cylinder heads and head covers ; for other vehicles of chapter 87	93.013	2.077.915	1.185.478	18.777.949
84099146	Pistons, with an external diameter of 50 mm or more, but not exceeding 155 mm ; for other vehicles of chapter 87	23	14.788	539	185.283
84099147	Other pistons ; for other vehicles of chapter 87	2.134	26.629	44.488	537.548
84099148	Piston rings and gudgeon pins ; for other vehicles of chapter 87	38.562	416.435	3.302.538	35.930.253
84099149	Part of for other vehicles of chapter 87	195.281	2.170.332	2.790.337	29.725.372
84099151	cylinder blocks ; crank cases ; For marine propulsion engines of a power not exceeding 2238 kW	18	237	1.143	66.048
84099152	Cylinder liners, with an internal diameter of 50 mm or more, but not exceeding 155 mm ; for marine propulsion engines of a power not exceeding 2238 kW	41	1.970	487	12.608

Tabel 3 : Ekspor Indonesia menurut Komoditi (Kode HS 8 digit)

Desember 2022

Kode H S	Uraian golongan barang	Berat bersih (Kg)		Nilai F.O.B. (U S \$)	
		Bulan ini	Kumulatif	Bulan ini	Kumulatif
		(1)	(2)	(3)	(4)
84099155	Other pistons ; For marine propulsion engines of a power not exceeding 2238 kW	1	75	52	2.199
84099159	Part of For marine propulsion engines ; of a power not exceeding 2238 kW	28.252	795.754	79.370	2.181.887
84099163	Other cylinder liners ; For marine propulsion engines of a power exceeding 2238 kW	-	1	-	377
84099164	Pistons, with an external diameter of 50 mm or more, but not exceeding 155 mm ; for marine propulsion engines of a power exceeding 2238 kw	-	14.039	-	20.367
84099169	Part of For marine propulsion engines of a power exceeding 2238 kW for vessels of chapter 89	60	60	3.163	3.163
84099171	Carburettors and parts thereof ; for other engines	43	209	1.035	15.901
84099172	Cylinder blocks; crank cases for other engines	-	22.169	-	164.467
84099177	Other pistons ; for other engines	1	14.280	14	133.352
84099179	Part of for other engines	65.133	836.033	931.838	11.097.052
84099911	Carburettors and parts thereof ; for engines of machinery of heading 8429 or 8430	6.919	6.938	542	1.104
84099912	Cylinder blocks; crank cases ; for engines of machinery of heading 8429 or 8430	10.405	13.460	128.550	149.698
84099913	Cylinder liners, with an internal diameter of 50 mm or more, but not exceeding 155 mm ; for engines of machinery of heading 8429 or 8430	-	267	-	7.035
84099914	Other cylinder liners ; for engines of machinery of heading 8429 or 8430	20	1.834	270	24.977
84099915	Cylinder heads and head covers ; for engines of machinery of heading 8429 or 8430	1.057	40.775	11.860	461.925
84099917	Other pistons ; for engines of machinery of heading 8429 or 8430	1.929	6.649	693	16.396
84099918	Piston rings and gudgeon pins ; for engines of machinery of heading 8429 or 8430	278	3.855	29.739	317.573
84099919	Part of For engines of machinery of heading 8429 or 8430	38.267	103.054	142.868	533.012
84099921	Carburettors and parts thereof ; for engines of vehicles of heading 8701	-	38	-	1.998
84099922	Cylinder blocks; crank cases ; for engines of vehicles of heading 8701	269	269	181	181
84099924	Other cylinder liners ; for engines of vehicles of heading 8701	-	3.300	-	251.656
84099925	Cylinder heads and head covers ; for engines of vehicles of heading 8701	194.344	1.672.403	668.928	5.377.852
84099929	Part of For engines of vehicles of heading 8701	60	534.773	100	5.576.740
84099931	Carburettors and parts thereof ; for engines of vehicles of heading 8711	12	11.683	119	216.787
84099932	Cylinder blocks; crank cases ; for engines of vehicles of heading 8711	-	828	-	11.460
84099934	Cylinder heads and head covers ; for engines of vehicles of heading 8711	12	49	2.391	9.318
84099936	Piston rings and gudgeon pins ; for engines of vehicles of heading 8711	9.276	101.586	89.423	6.087.335
84099938	Other cylinder liners and piston ; for engines of vehicles of heading 8711	-	190	-	4.039
84099939	Part of For engines of vehicles of heading 8711	7	1.543	460	24.027
84099941	Carburettors and parts thereof ; for engines of other vehicles of chapter 87	4	7.194	205	143.819
84099942	Cylinder blocks; crank cases ; for engines of other vehicles of chapter 87	1.857.334	22.650.304	6.225.653	77.727.923
84099944	Other cylinder liners ; for engines of other vehicles of chapter 87	269	321	357	554
84099945	Cylinder heads and head covers ; for engines of other vehicles of chapter 87	75.824	1.411.766	475.427	8.107.368
84099946	Pistons, with an external diameter of 50 mm or more, but not exceeding 155 mm ; for engines of other vehicles of chapter 87	-	48	-	1.438
84099947	Other piston ; for engines of other vehicles of chapter 87	5	18	149	518

Tabel 3 : Ekspor Indonesia menurut Komoditi (Kode HS 8 digit)

Desember 2022

Kode H S	Uraian golongan barang	Berat bersih (Kg)		Nilai F.O.B. (U S \$)	
		Bulan ini	Kumulatif	Bulan ini	Kumulatif
		(1)	(2)	(3)	(4)
84099948	Piston rings and gudgeon pins ; for engines of other vehicles of chapter 87	11.545	136.820	914.721	10.952.069
84099949	Part of For engines of other vehicles of Chapter 87	246.551	3.516.838	4.034.549	57.661.316
84099953	Other cylinder liners ; for marine propulsion engines of a power not exceeding 2238 kw	-	14	-	95
84099954	Pistons, with an external diameter of 50 mm or more, but not exceeding 155 mm ; for marine propulsion engines of a power not exceeding 2238 kw	-	8	-	324
84099955	Other pistons ; for marine propulsion engines of a power not exceeding 2238 kw	-	861	-	1.785
84099959	Part of For marine propulsion engines of a power not exceeding 2238 kW ; for engines of vessels of chapter 89	69	18.548	8.046	14.578
84099961	Cylinder blocks ; crank cases ; For marine propulsion engines of a power exceeding 2238 kW	-	400	-	7.217
84099962	Cylinder liners, with an internal diameter of 50 mm or more, but not exceeding 155 mm ; for marine propulsion engines of a power exceeding 2238 kw	2.896.294	30.293.206	6.325.410	73.366.786
84099965	Other piston ; For marine propulsion engines of a power exceeding 2238 kW	-	450	-	339
84099969	Part of For marine propulsion engines of a power exceeding 2238 kW	237.556	2.267.557	3.193.625	26.358.634
84099971	Carburettors and parts thereof ; for other engines	99	2.465	778	19.131
84099972	Cylinder blocks; crank cases ; for other engines	-	4.181	-	58.041
84099974	Other cylinder liners ; for other engines	2	148	180	4.451
84099975	Cylinder heads and head covers ; for other engines	30.018	1.522.208	458.066	19.397.754
84099977	Other pistons ; for other engines	-	8.459	-	162.194
84099978	Piston rings and gudgeon pins ; for other engines	-	1	-	12
84099979	Part of for other engines	75.072	909.852	687.527	10.836.622
84101100	Hydraulic turbines and water wheels ; Of a power not exceeding 1,000 kW	-	6.972	-	158.139
84109000	Parts, including regulators	24	387	199	29.548
84111200	Turbo-jets ; Of a thrust exceeding 25 kN	4.333	152.789	500.000	4.151.284
84112100	Turbo propellers ; Of a power not exceeding 1,100 kW	710	3.120	161.704	997.603
84112200	Turbo propellers ; Of a power exceeding 1,100 kW	2.350	13.352	25.035	84.375
84118100	Other gas turbines ; Of a power not exceeding 5,000 kW	2.708	15.124	834.539	3.104.357
84118200	Other gas turbines ; Of a power exceeding 5,000 kW	31.804	94.337	5.212.013	32.356.015
84119100	Parts Of turbo-jets or turbo-propellers	340	6.313	466.026	6.000.982
84119900	Otherthan part Of turbo-jets or turbo-propellers	6.292	194.958	1.309.817	35.854.770
84121000	Reaction engines other than turbo-jets	-	27.000	-	16.080
84122100	Hydraulic power engines and motors ; linear acting (cylinders)	147.617	1.909.515	800.310	9.869.699
84122900	Hydraulic power engines and motors ; otherthan linear acting (cylinders)	5.425	312.239	261.441	4.858.072
84123100	Pneumatic power engines and motors ; linear acting (cylinder)	2.702	11.617	64.443	408.151
84123900	Pneumatic power engines and motors ; otherthan linear acting (cylinder)	14	10.642	1.040	122.606
84128000	Other engines and motors	122	2.512	172	19.639
84129010	Parts ; Of engines of subheading 841210	2.000	13.420	5.913	218.297
84129020	Parts ; For steam or other vapour power units incorporating boilers	1.310	17.375	69.180	901.872
84129090	Parts otherthan	111.145	252.800	398.654	3.106.978
84131100	Pumps for dispensing fuel or lubricants, of the type used in filling-stations or in garages ; with a measuring device	101	7.033	2.025	120.034
84131910	Pumps fitted or designed to be fitted with a measuring device ; other electrically operated	6.025	14.193	65.316	499.202
84131920	Pumps fitted or designed to be fitted with a measuring device ; other not electrically operated	-	35.933	-	189.011
84132010	Hand pumps, other than those of subheading 841311 or 841319 ; water pumps	1.712	130.778	13.794	1.159.853
84132020	Hand pumps, other than those of subheading 841311 or 841319 ; breast pumps	56	1.524	804	30.399

Tabel 3 : Ekspor Indonesia menurut Komoditi (Kode HS 8 digit)

Desember 2022

Kode H S	Uraian golongan barang	Berat bersih (Kg)		Nilai F.O.B. (U S \$)	
		Bulan ini	Kumulatif	Bulan ini	Kumulatif
		(1)	(2)	(3)	(4)
84132090	Other Hand pumps, other than those of subheading 841311 or 841319	704	8.329	494	144.399
84133030	Fuel, lubricating or cooling medium pumps for internal combustion piston engines ; of motor vehicles of heading 8702,8703 or 8704	7.371	97.265	347.764	6.281.167
84133040	Fuel, lubricating or cooling medium pumps for internal combustion piston engines ; for water pump of motor vehicles of heading 8702,8703 or 8704	786	7.719	38.343	361.256
84133051	Fuel, lubricating Other, centrifugal type ; with an inlet diameter not exceeding 200 mm	-	102	-	1.048
84133052	Fuel, lubricating Other, centrifugal type ; with an inlet diameter exceeding 200 mm	1.814	14.225	9.050	73.551
84133090	Fuel, lubricating Other, centrifugal type other	104.486	966.462	3.021.302	28.332.364
84134000	Concrete pumps	1.300	39.613	10.000	708.483
84135031	Water pumps, with a flow rate not exceeding 8,000 m3/h ; electrically operated	686	11.728	71.125	104.495
84135032	Water pumps, with a flow rate not exceeding 8,000 m3/h ; not electrically operated	860	940	10.780	11.780
84135040	Other reciprocating positive displacement pumps ; Water pumps, with a flow rate exceeding 8,000 m3/h but not exceeding 13,000 m3/h	-	1.354	-	58.588
84135090	Other reciprocating positive displacement pumps otherthan water pumps with a flow rate not exceeding 8000 m3/h and exceeding 8000 m3/h but not exceeding 13000 m3/h	1.104	90.286	71.276	922.713
84136031	Water pumps, with a flow rate not exceeding 8,000 m3/h ; electrically operated	96	12.716	454	73.997
84136032	Water pumps, with a flow rate not exceeding 8,000 m3/h ; not electrically operated	6.600	6.600	370	370
84136040	Other rotary positive displacement pumps ; Water pumps, with a flow rate exceeding 8,000 m3/h but not exceeding 13,000 m3/h	-	1.505	-	6.264
84136090	Other rotary positive displacement pumps otherthan water pumps with a flow rate not exceeding 8000 m3/h and exceeding 8000 m3/h but not exceeding 13000 m3/h	8.698	45.210	244.598	1.002.912
84137011	Single stage, single suction horizontal shaft water pumps suitable for belt drive or direct coupling, other than pumps w/ shafts common w/ the prime mover ; w/ an inlet diameter not exceeding 200 mm	-	9.093	-	83.115
84137019	Single stage, single suction horizontal shaft water pumps suitable for belt drive or direct coupling, other than pumps with shafts common with the prime mover ; other	137.113	1.234.741	855.812	7.021.090
84137031	Submersible water pumps ; With an inlet diameter not exceeding 200 mm	-	490	-	4.639
84137039	Submersible water pumps otherthan With an inlet diameter not exceeding 200 mm	3.282	79.881	22.192	694.533
84137042	Other water pumps, with a flow rate not exceeding 8,000 m3/h ; with inlet diameter not exceeding 200 mm, electrically operated	5.478	79.390	55.281	592.546
84137049	Other water pumps, with a flow rate not exceeding 8,000 m3/h ; otherthan with inlet diameter not exceeding 200 mm, electrically operated and not electrically operated	1.576	29.557	10.573	193.831
84137051	Other water pumps, with a flow rate exceeding 8,000 m3/h but not exceeding 13,000 m3/h ; with an inlet diameter not exceeding 200 mm	187	187	2.849	2.849
84137059	Other water pumps, with a flow rate exceeding 8,000 m3/h but not exceeding 13,000 m3/h ; otherthan with an inlet diameter not exceeding 200 mm	-	39	-	736
84137091	Other centrifugal pumps ; With an inlet diameter not exceeding 200 mm	1.740	1.740	9.514	9.514
84137099	Other centrifugal pumps otherthan With an inlet diameter not exceeding 200 mm	266	24.929	27.398	182.120

Tabel 3 : Ekspor Indonesia menurut Komoditi (Kode HS 8 digit)

Desember 2022

Kode H S	Uraian golongan barang	Berat bersih (Kg)		Nilai F.O.B. (U S \$)	
		Bulan ini	Kumulatif	Bulan ini	Kumulatif
(1)	(2)	(3)	(4)	(5)	(6)
84138113	Water pumps with a flow rate not exceeding 8,000 m3/h,electrically operated	158.974	2.713.352	807.930	13.998.475
84138114	Water pumps with a flow rate not exceeding 8,000 m3/h, not electrically operated	807	927	1.699	2.329
84138115	Water pumps, with a flow rate exceeding 8,000 m3/h but not exceeding 13,000 m3/h	-	161	-	3.311
84138119	Other water pumps	46.444	534.597	576.694	6.138.515
84138210	liquid elevators ; Electrically operated	-	1.360	-	51.604
84138220	liquid elevators ; not Electrically operated	-	3.202	-	282.727
84139110	Part ; Of pumps of subheading 84132010	-	19.827	-	25.425
84139120	Part ; Of pumps of subheadings 84132020 and 84132090	333	216.356	29.511	1.297.234
84139130	Part ; Of pumps of subheadings 84137011 and 84137019	-	3.702	-	138.503
84139140	Part ; Of other centrifugal pumps	15.510	505.578	60.201	1.460.650
84139190	Part ; Of other pumps	281.418	3.330.572	3.812.298	39.462.487
84139200	Part ; Of liquid elevators	-	591	-	5.437
84141000	Vacuum pumps	20	41.111	1.155	244.620
84142010	Hand- or foot-operated air pumps ; bicycle pumps	2	1.312	8	1.573
84142090	Other Hand- or foot-operated air pumps	315	52.346	4.999	211.107
84143040	Compressors of a kind used in refrigerating equipment ; With a refrigeration capacity exceeding 2110 kW, or with a displacement per revolution of 220 cc or more	3.192	61.356	75.771	1.405.230
84143090	Other Compressors of a kind used in refrigerating equipment	11.701	370.754	120.621	3.894.269
84144000	Air compressors mounted on a wheeled chassis for towing	16.360	401.130	701.504	2.463.811
84145110	Table fans and box fans ; with a self-contained electric motor of an output not exceeding 125 w	4.145	84.200	7.454	145.866
84145191	Other floor, wall, window, ceiling or roof fans, with a self- contained electric motor of an output not exceeding 125 W	7.566	30.786	47.154	208.736
84145199	Other table fans with fan guard	30	55.618	124	320.875
84145910	Fans of a kind used solely/principally for cooling microprocessors, telecommunication apparatus, automatic data processing machines/units of automatic data processing machines ; of a capacity < 125 kw	144	4.306	143	122.712
84145920	Explosion-proof air fans, of a kind used in underground mining ; of a capacity not exceeding 125 kw	-	3.040	-	79.628
84145930	Blowers ; Of a capacity not exceeding 125 kW	7.070	116.198	134.814	1.546.924
84145941	Other with fan guard Of a capacity not exceeding 125 kW	-	493	-	12.109
84145949	Other fans	40.249	637.464	1.100.621	14.572.784
84145950	Other blower otherthan Of a capacity not exceeding 125 kW	983	7.461	1.778	105.384
84145991	Table fans other With fan guard	-	1.708	-	8.971
84145992	Table fans ; Explosion-proof air fans, of a kind used in underground mining	5.722	42.718	237.619	1.725.383
84145999	Other table fans otherthan with fan guard and Explosion-proof air fans, of a kind used in underground mining	2.054	37.625	17.214	500.405
84146011	Laminar airflow cabinets ; fitted with filter	14.266	252.069	70.707	1.164.036
84146019	Hoods fitted with filter otherthan Laminar airflow cabinets	1.936	38.682	11.289	291.557
84146091	Suitable for industrial use ; not fitted with a filter	-	2.170	-	11.443
84146099	Hoods not fitted with a filter otherthan suitable for industrial use	-	3.575	-	32.116
84147019	Safety cabinet fitted with filters otherthan having a hood with maximum horizontal side not exceeding 120 cm	-	604	-	8.019
84147029	Safety cabinet not fitted with a filter otherthan having a hood with maximum horizontal side not exceeding 120 cm	-	33	-	101
84148011	Laminar airflow cabinets ; fitted with filters	131.237	2.387.923	890.249	12.613.392
84148019	Other fitted with filters otherthan laminar airflow cabinets	2.121	32.303	8.718	621.165
84148021	Suitable for industrial use ; not fitted with a filter	-	4.810	-	5.036
84148029	Other not fitted with filters otherthan Suitable for industrial use	-	330	-	10.933
84148030	Free-piston generators for gas turbines	2.152	3.023	11.704	23.873
84148041	Gas compression modules suitable for use in oil drilling operations ; compressor otherthan those of subheading 841430 or 841440	-	1.423.787	-	18.429.175

Tabel 3 : Ekspor Indonesia menurut Komoditi (Kode HS 8 digit)

Desember 2022

Kode H S	Uraian golongan barang	Berat bersih (Kg)		Nilai F.O.B. (U S \$)	
		Bulan ini	Kumulatif	Bulan ini	Kumulatif
(1)	(2)	(3)	(4)	(5)	(6)
84148042	Of a kind used for automotive air conditioners ; compressors otherthan those of subheading 841430 or 841440	500.694	6.888.963	7.480.163	106.055.625
84148043	Sealed units for air conditioning machines ; compressors otherthan those of subheading 841430 or 841440	-	1.748	-	2.200
84148049	Other Compressors other than those of subheading 841430 or 841440	1.138	2.754.637	13.860	13.540.240
84148050	Air pumps	71.811	1.121.365	787.710	12.561.051
84148090	Air/vacuum pumps, air/oth gas compressors & fans; ventilating/recycling hoods incorporating a fan, whether/not fitted w/filters; gas-tight biological safety cabinets, whether/not fitted w/filters oth	3.693	175.819	67.453	4.030.010
84149021	Parts ; Of fans of goods of heading 8415, 8418, 8509 or 8516	4.986	31.970	66.684	423.824
84149022	Parts ; Of fans of blowers	-	1.666	-	57.874
84149029	Other parts of fans	26.699	219.770	404.353	4.063.453
84149031	Parts ; of hoods Of goods of subheading 841460	6.702	54.941	50.899	1.843.855
84149032	Parts ; of hoods Of goods of subheading 841480	-	5.242	-	38.838
84149041	Parts ; of goods of subheading 841410 For electrically operated machines	-	9.738	-	545.317
84149050	Parts ; Of goods of subheading 841420	4	61	117	1.377
84149060	Parts ; Of goods of subheading 841430	12.242	110.699	191.161	2.244.758
84149070	Parts ; Of goods of subheading 841440	-	796	-	112.200
84149080	Parts ; Of goods of subheading 841470	-	9	-	105
84149090	Part ; Of other pumps or compressors	25.543	345.825	559.255	4.849.426
84151020	Air conditioning machines Of a kind designed to be fixed to a window, wall, ceiling or floor, self-contained or "split-system" ; of a cooling capacity not exceeding 2110 kw	110	7.786.503	200	50.745.218
84151030	Air conditioning machines Of a kind designed to be fixed to a window, wall, ceiling or floor, self-contained or "split-system" ; of a cooling capacity exceeding 2110 kw but not exceeding 2638 kw	852.299	5.326.120	4.865.950	33.936.210
84151090	Air conditioning machines Of a kind designed to be fixed to a window, wall, ceiling or floor, self-contained or "split-system" other	20.194	92.666	196.580	1.016.258
84152010	Explosion-proof air fans, of a kind used in underground mining ; of a capacity not exceeding 125 kw	7.976	340.300	340.661	8.893.179
84152090	Air conditioning machines Of a kind used for persons, in motor vehicles ; otherthan of a cooling capacity not exceeding 2638 kw	90	3.202	365	44.255
84158111	Air conditioning machine of a kind used in aircraft of a cooling capacity not exceeding 2110 kW	-	473	-	8.750
84158112	Air conditioning machines of akind used in aircraft of a cooling capacity exceeding 2110 kW and with an air flow rate of each evaporator unit exceeding 6796 m3/min	-	261	-	5.400
84158119	Air conditioning machine of a kind used in aircraft other	9	3.236	41	9.809
84158121	Air conditioning machines of a kind used in railway rolling stock ; Of a cooling capacity not exceeding 2638 kW	33	33	500	500
84158129	Air conditioning machines of a kind used in railway rolling stock ; otherthan Of a cooling capacity not exceeding 2638 kW	1	56	28	957
84158131	Air conditioning machines Of a kind used in motor vehicles (other than those of subheading 841520) ; of a cooling capacity not exceeding 2638	-	6	-	25
84158139	Air conditioning machines Of a kind used in motor vehicles (other than those of subheading 841520) ; otherthan of a cooling capacity not exceeding 2638	66	584	4.428	44.800
84158195	Incorporating a refrigerating unit and a valve for reversal of the cooling/heat cycle (reversible heat pumps); Of a cooling capacity exceeding 2110 kW but not exceeding 2638 kW and with an air flow rate of each evaporator unit exceeding 6796 m3/min	-	641	-	6.167

Tabel 3 : Ekspor Indonesia menurut Komoditi (Kode HS 8 digit)

Desember 2022

Kode H S	Uraian golongan barang	Berat bersih (Kg)		Nilai F.O.B. (U S \$)	
		Bulan ini	Kumulatif	Bulan ini	Kumulatif
(1)	(2)	(3)	(4)	(5)	(6)
84158196	Incorporating a refrigerating unit and a valve for reversal of the cooling/heat cycle (reversible heat pumps); Of a cooling capacity exceeding 2638 kW and with an air flow rate of each evaporator unit exceeding 6796 m3/min	-	229	-	3.029
84158197	Incorporating a refrigerating unit and a valve for reversal of the cooling/heat cycle (reversible heat pumps) ; of a cooling capacity not exceeding 2110 kw	-	38	-	86
84158199	Incorporating a refrigerating unit and a valve for reversal of the cooling/heat cycle (reversible heat pumps) ; otherthan of a cooling capacity not exceeding 2110 kw and but not exceeding 2638	-	1.606	-	13.130
84158219	Of a kind used in aircraft ; otherthan Of a cooling capacity exceeding 2110 kW and with an air flow rate of each evaporator unit exceeding 6796 m3/min	-	32.068	-	127.167
84158229	Of a kind used in railway rolling stock otherthan Of a cooling capacity not exceeding 2638 kW	-	12.525	-	640.800
84158231	Of a kind used in motor vehicles (other than those of subheading 841520) ; of a cooling capacity not exceeding 2638	-	16	-	673
84158239	Of a kind used in motor vehicles (other than those of subheading 841520) ; otherthan of a cooling capacity not exceeding 2638	124	2.112	174	33.083
84158291	Incorporating a refrigerating unit Of a cooling capacity not exceeding 2638 kW	-	5.842	-	57.395
84158299	Other, incorporating a refrigerating unit otherthan of a cooling capacity not exceeding 2638 kw	98	9.901	1.951	50.170
84158319	Of a kind used in aircraft otherthan Of a cooling capacity exceeding 2110 kW and with an air flow rate of each evaporator unit exceeding 6796 m3/min	8.532	23.758	647.865	1.951.724
84158329	Of a kind used in railway rolling stock otherthan ; Of a cooling capacity not exceeding 2638 kW	-	2.304	-	14.336
84158339	Of a kind used in motor vehicles (other than those of subheading 841520) ; otherthan of a cooling capacity not exceeding 2638	-	67	-	10.669
84158391	Not incorporating a refrigerating unit ; other of a cooling capacity not exceeding 2638 kw	1.653	9.880	16.390	154.183
84158399	Not incorporating a refrigerating unit ; otherthan of a cooling capacity not exceeding 2638 kw	18	1.734	1.163	49.554
84159013	Parts Of a kind used in aircraft or railway rolling stock of machines with a cooling capacity not exceeding 2110 kw	-	1.494	-	11.028
84159014	Parts Evaporators or condensers for air conditioning machines for motor vehicles ; of machines with a cooling capacity not exceeding 2110 kw	59.078	500.698	1.349.322	11.114.419
84159015	Parts Chassis, welded and painted, other than of subheading 84159013 ; of machines with a cooling capacity not exceeding 2110 kw	1.889	32.722	13.297	358.999
84159019	Other parts Of machines with a cooling capacity not exceeding 2110 kW	34.595	741.838	627.797	13.813.199
84159029	Parts Of machines with a cooling capacity exceeding 2110 kW but not exceeding 2638 kW ; otherthan of a kind used in aircraft or railway rolling stock	129	2.754	1.083	23.596
84159034	Parts Of a kind used in aircraft or railway rolling stock ; with an airflow rate of each evaporator unit exceeding 6796 m3/min	84	1.200	3.574	59.158
84159035	Parts other With an air flow rate of each evaporator unit exceeding6796 m3/min otherthan of a kind used in aircraft or railway rolling stock	21.610	159.403	288.416	2.450.834
84159039	Parts other Of machines with a cooling capacity exceeding 2638 kW but not exceeding 5275 kW ; otherthan of a kind used in aircraft or railway rolling stock	13	16	66	77

Tabel 3 : Ekspor Indonesia menurut Komoditi (Kode HS 8 digit)

Desember 2022

Kode H S	Uraian golongan barang	Berat bersih (Kg)		Nilai F.O.B. (U S \$)	
		Bulan ini	Kumulatif	Bulan ini	Kumulatif
(1)	(2)	(3)	(4)	(5)	(6)
84159045	Parts With an air flow rate of each evaporator unit exceeding 6796 m ³ /min other than of a kind used in aircraft or railway rolling stock	24.972	644.927	100.516	6.155.277
84159049	Part Of machines with a cooling capacity exceeding 5275 kW ; other than of a kind used in aircraft or railway rolling stock	11.351	376.513	104.410	3.487.813
84161000	Furnace burners for liquid fuel	-	900	-	12.500
84162000	Other furnace burners, including combination burners	49	4.998	14.828	180.369
84163000	Mechanical stokers, including their mechanical grates, mechanical ash dischargers and similar appliances	-	17	-	1.083
84169000	Part Furnace burners for liquid fuel, for pulverised solid fuel or for gas; mechanical stokers, including their mechanical grates, mechanical ash dischargers and similar appliances	1.019	5.992	92.692	206.712
84171000	Furnaces and ovens for the roasting, melting or other heat- treatment of ores, pyrites or of metals	960	44.062	54.150	302.034
84172000	Bakery ovens, including biscuit ovens	22.639	155.094	136.299	956.273
84178010	Parts other Waste incinerators	60	12.810	312	49.562
84178090	Parts other than Waste incinerators	2.800	22.544	4.000	95.941
84179000	Parts Industrial or laboratory furnaces and ovens, including incinerators, non-electric	7	33.945	55	148.113
84181031	Household type, of a capacity not exceeding 230 l ; fitted with separate external doors only	738.892	22.064.864	3.419.061	105.629.809
84181032	Other household type, of a capacity exceeding 230 l ; fitted with separate external doors only	2.350.285	39.663.097	11.582.647	198.306.331
84181039	Fitted with separate external doors only ; other than household type, of a capacity not exceeding 230l; other household type, of a capacity exceeding 230l	590	181.808	3.874	968.662
84181040	Combined refrigerator Other, of a kind suitable for medical, surgical or laboratory use	7.213	48.583	60.478	418.157
84181091	Other Display counters, show-cases and the like, incorporating refrigerating equipment, of a capacity exceeding 200 l other	-	143	-	723
84181099	Combined refrigerator ; other than Display counters, show-cases and the like, incorporating refrigerating equipment, of a capacity exceeding 200 l other	436	18.104	6.482	75.875
84182110	Compression type ; Of a capacity not exceeding 230 l	1.761.652	17.267.816	6.158.321	60.809.285
84182190	Compression type ; other than Of a capacity not exceeding 230 l	285	1.310	8.250	14.292
84182900	Refrigerators, household type ; other	3.109	32.822	6.147	58.700
84183010	Freezers of the chest type, not exceeding 800 l capacity ; of a capacity not exceeding 200 l	930	8.237	4.740	43.256
84183090	Freezers of the chest type, not exceeding 800 l capacity ; other	19.334	126.736	79.463	555.985
84184010	Freezers of the upright type, not exceeding 900 l capacity ; of a capacity not exceeding 200 l	66.551	1.570.423	367.857	8.334.390
84184090	Freezers of the upright type, not exceeding 900 l capacity ; other	41.506	429.663	447.024	4.787.789
84185011	Display counters, show-cases and the like, incorporating refrigerating equipment, of a capacity exceeding 200 l ; of a kind suitable for medical, surgical or laboratory use	-	4.555	-	45.530
84185019	Display counters, show-cases and the like, incorporating refrigerating equipment, of a capacity exceeding 200 l ; other than of a kind suitable for medical, surgical or laboratory use	349.428	1.747.208	1.367.282	8.170.802
84185091	Other furniture Of a kind suitable for medical, surgical or laboratory use	-	1	-	10
84185099	Other furniture ; other than Of a kind suitable for medical, surgical or laboratory use	3.564	45.017	12.408	324.454
84186100	Other refrigerating or freezing equipment ; Heat pumps other than air conditioning machines of heading 8415	-	44	-	571
84186910	Other refrigerating or freezing equipment; beverage coolers	26	14.034	11.587	185.101
84186930	Other refrigerating or freezing equipment; cold water dispenser	-	322	-	2.107

Tabel 3 : Ekspor Indonesia menurut Komoditi (Kode HS 8 digit)

Desember 2022

Kode H S	Uraian golongan barang	Berat bersih (Kg)		Nilai F.O.B. (U S \$)	
		Bulan ini	Kumulatif	Bulan ini	Kumulatif
		(1)	(2)	(3)	(4)
84186941	Water chillers with a refrigeration capacity exceeding 2110 kW ; for air conditioning machines	20	460	104	1.925
84186949	Water chillers with a refrigeration capacity exceeding 2110 kW ; otherthan for air conditioning machines	-	334	-	26.973
84186950	Other refrigerating or freezing equipment; scale ice-maker units	-	0	-	1
84186990	Other refrigerating or freezing equipment; otherthan beverage coolers ; cold water dispenser ; water chillers with a refrigeration capacity exceeding 2110 kw and scale ice-maker units	79.432	845.461	876.318	11.886.588
84189100	Parts of Furniture designed to receive refrigerating or freezing equipment	178	809	4.823	13.744
84189910	Parts of Evaporators or condensers	294.854	4.294.069	3.814.828	52.236.406
84189940	Parts of Aluminium roll-bonded panels of a kind used for the goods of subheading 84181031, 84181032, 84182110, 84182190 or84182900	50.780	242.200	1.409.232	7.428.924
84189990	Parts of ; otherthan evaporators or condensers ; Aluminium roll-bonded panels of a kind used for the goods of subheading 84181031, 84181032, 84182110, 84182190 or84182900	194.467	2.727.681	2.840.084	39.539.720
84191110	Instantaneous gas water heaters ; household type	-	5	-	64
84191190	Instantaneous gas water heaters ; otherthan household type	400	57.231	3.853	205.322
84191200	Instantaneous or storage water heaters, non-electric ; solar water heaters	-	535	-	3.347
84191910	Instantaneous or storage water heaters, non-electric ; other household type	-	67.301	-	32.068
84191990	Instantaneous or storage water heaters, non-electric ; otherthan household type	-	669	-	4.106
84192000	Medical, surgical or laboratory sterilisers	1	887	4	32.150
84193310	lyophilisation apparatus, freeze drying units and spray dryers ; For agricultural products; for wood, paper pulp, paper or paperboard	-	9.522	-	102.915
84193390	lyophilisation apparatus, freeze drying units and spray dryers ; otherthan For agricultural products; for wood, paper pulp, paper or paperboard	-	645	-	37.019
84193410	Evaporators ; Other, for agricultural products	-	5	-	391
84193420	Other, for agricultural products ; electrically operated	-	294	-	16.784
84193490	Other for agricultural products otherthan evaporators and electrically operated	-	62.174	-	624.086
84193510	Other, for wood, paper pulp, paper or paperboard ; electrically operated	-	7	-	935
84193520	Other, for wood, paper pulp, paper or paperboard ; not electrically operated	-	1	-	7
84193930	Dryers Machinery for the treatment of materials by a process involving heating, for the manufacture of printed circuit boards,	-	24.201	-	267.930
84193990	Other printed wiring boards or printed circuit assemblies, electrically operated	1.738	394.737	29.888	4.151.167
84194010	Distilling or rectifying plant ; electrically operated	61.766	254.574	1.203.322	2.709.923
84194020	Distilling or rectifying plant ; not electrically operated	5.582	12.700	100.240	143.115
84195010	Heat exchange units ; cooling towers	1.150	25.071	5	231.774
84195020	Heat exchange units made of tubes of fluoropolymers, with both inlet and outlet tubes having an inside diameter measuring 3 cm or less	16	132	2.554	7.643
84195091	Heat exchange units ; electrically operated	475	22.554	17.247	675.783
84195092	Heat exchange units ; not electrically operated	-	20.561	-	309.548
84196000	Machinery for liquefying air or other gases	-	9.393.596	-	44.609.658
84198110	Other machinery For making hot drinks or for cooking or heating food ; electrically operated	18.525	633.246	105.165	4.137.819
84198120	Other machinery For making hot drinks or for cooking or heating food ; not electrically operated	46.733	638.375	112.694	1.663.196

Tabel 3 : Ekspor Indonesia menurut Komoditi (Kode HS 8 digit)

Desember 2022

Kode H S	Uraian golongan barang	Berat bersih (Kg)		Nilai F.O.B. (U S \$)	
		Bulan ini	Kumulatif	Bulan ini	Kumulatif
(1)	(2)	(3)	(4)	(5)	(6)
84198913	Oth Machinery for the treatment of materials by a process involving heating, for the manufacture of printed circuit boards, printed wiring boards or printed circuit assemblies ; electrically operated	2	2.248	74	2.938
84198919	Other machinery electrically operated	70.764	5.746.804	1.369.745	81.312.140
84198920	Other machinery not electrically operated	60	122.871	6.706	636.572
84199012	Parts of machinery for the treatment of materials by a process involving heating, for the manufacture of printed circuit boards, wiring boards/ circuit assemblies ; of electrically operated articles	3.008	21.283	2.223	103.722
84199013	Parts Casings for cooling towers ; of electrically operated articles	1	17.351	2.200	127.237
84199019	Parts other Of electrically operated articles	18.871	220.285	334.888	1.380.089
84199022	Parts Of instantaneous gas water heaters, household type ; of non-electrically operated articles	-	35	-	691
84199029	Parts Of non-electrically operated articles ; otherthan of instantaneos gas water heaters, household type	3.281	99.271	24.592	1.648.577
84201010	Calendering or other rolling machines ; Of a kind used solely or principally for the manufacture of printed circuit substrates or printed circuits	-	27	-	1.255
84201020	Calendering or other rolling machines ; Ironing machines or wringers suitable for domestic use	-	1.560	-	36.326
84201090	Calendering/other rolling machines ; oththan Of a kind used solely/principally for the manufacture of printed circuit substrates/printed circuits ; ironing machines/wringers suitable for domestic use	3	599	15	10.560
84209190	Parts of cylinders; otherthan Of goods of subheading 84201010	5.953	35.016	11.328	360.591
84209990	Parts otherthan ; Of goods of subheading 84201010	-	576	-	37.279
84211100	Centrifuges, including centrifugal dryers ; cream separators	-	55	-	775
84211200	Centrifuges, including centrifugal dryers ; clothes dryers	2	12.669	16	53.978
84211910	Centrifuges, including centrifugal dryers ; of a kind used for sugar manufacture	-	7	-	100
84211990	Centrifuges, including centrifugal dryers ; otherthan of a kind used for sugar manufacture	1.287	13.110	26.483	534.136
84212111	Machinery for filtering or purifying water and apparatus for domestic use ; of a capacity not exceeding 500 l/h	2.405	42.391	3.024	348.018
84212119	Machinery for filtering or purifying water otherthan apparatus for domestic use ; of a capacity not exceeding 500 l/h	18.323	526.710	160.318	4.696.427
84212122	Filtering machinery of a capacity exceeding 500 l/h ; electrically operated	2.334	31.677	39.685	361.002
84212123	Filtering machinery of a capacity exceeding 500 l/h ; not electrically operated	2.605	50.816	16.625	433.068
84212290	Machinery For filtering or purifying beverages other than water ; otherthan electrically operated of a capacity exceeding 500 l/h	280	10.102	1.478	36.712
84212311	Oil filter For machinery of heading 8429 or 8430 :	1.380	14.244	31.729	377.637
84212319	Machinery of heading 8429 or 8430 ; otherthan oil filter	9.545	45.045	42.398	398.757
84212321	For motor vehicles of Chapter 87 ; oil filters	1.876.600	24.290.916	10.248.713	130.529.573
84212329	For motor vehicles of Chapter 87 ; otherthan oil filters	11.892	159.382	307.930	4.070.302
84212391	Oil or petrol-filters for internal combustion engines ; oil filters	1	756	83	127.954
84212399	Oil or petrol-filters for internal combustion engines ; otherthan oil filters	178	14.230	16.568	214.259
84212910	Filtering or purifying machinery and apparatus for liquids ; of a kind suitable for medical, surgical or laboratory use	-	1.652	-	187.423
84212930	Filtering or purifying machinery and apparatus for liquids ; of a kind used in oil drilling operations	796	84.696	4.830	614.659
84212940	Filtering or purifying machinery and apparatus for liquids ; other petrol-filters	0	22.505	2	81.927

Tabel 3 : Ekspor Indonesia menurut Komoditi (Kode HS 8 digit)

Desember 2022

Kode H S	Uraian golongan barang	Berat bersih (Kg)		Nilai F.O.B. (U S \$)	
		Bulan ini	Kumulatif	Bulan ini	Kumulatif
		(1)	(2)	(3)	(4)
84212950	Filtering or purifying machinery and apparatus for liquids ; other oil filters	717	11.474	53.243	729.152
84212960	Filtering or purifying machinery and apparatus for liquids ; other of fluoropolymers and with filter or purifier membrane thickness not exceeding 140 microns	30	286	939	9.627
84212990	Filtering or purifying machinery and apparatus for liquids other	107.646	334.968	1.052.125	3.272.848
84213110	Intake air filters for internal combustion engines ; for machinery of heading 8429 or 8430	843	940	21	4.046
84213120	Intake air filters for internal combustion engines ; for motor vehicles of chapter 87	565.378	5.940.089	7.124.006	61.357.094
84213190	Intake air filters for internal combustion engines ; otherthan for machinery of heading 8429 or 8430 and motor vehicles of chapter 87	144	58.378	2.845	768.053
84213200	Machinery and apparatus for gases ; Catalytic converters or particulate filters, whether or not combined, for purifying or filtering exhaust gases from internal combustion engines	661	111.182	11.379	2.643.687
84213920	Filtering or purifying machinery and apparatus for gases ; air purifiers	1.809	19.020	13.176	184.049
84213930	Filtering or purifying machinery and apparatus for gases ; Other, with stainless steel housing, and with inlet and outlet tube bores with inside diameters not exceeding 13 cm	245	2.113	515	3.652
84213990	Filtering or purifying machinery and apparatus for gases ; other	106.341	915.317	2.883.448	28.631.028
84219110	Part Of centrifuges, including centrifugal dryers ; of goods of subheading 84211200	-	4.489	-	19.539
84219190	Part Of centrifuges, including centrifugal dryers ; of goods of subheading 84211100 or 84211990	0	8.199	1	103.483
84219921	Part other Filtering cartridges for filters of subheading 842123 ; for subheading 84212311 or 84212321	108	517	977	4.742
84219929	Part other Filtering cartridges for filters of subheading 842123 ; otherthan subheading 84212311 or 84212321	62.202	585.613	353.180	3.784.702
84219930	Part other ; Of goods of subheading 842131	8.823	86.884	67.909	697.378
84219940	Part other ; Of goods of subheading 84212950	-	44	-	8.157
84219950	Part other ; Of goods of subheading 84212960	210	2.229	2.855	31.176
84219960	Part other ; Of goods of subheading 84213930	-	7.627	-	15.914
84219970	Part other ; Of goods of subheading 84213990	-	5.372	-	155.819
84219991	Part other ; Of goods of subheading 84212920	-	88	-	650
84219994	Part other ; Of goods of subheading 84212111	2.294	16.367	160	64.161
84219996	Part other ; Of goods of subheading 84212311 or 84212391	-	1	-	15
84219997	Part other ; Of goods of subheading 84212319 or 84212399	-	2	-	13
84219999	Part other ; otherthan of goods of subheading 84212920 ; 84212111 ; 84212311 or 84212391 ; and 84212319 or 84212399	36.718	436.208	570.834	6.238.963
84221100	Dish washing machines ; of the household type	-	11.307	-	52.143
84221900	Dish washing machines ; otherthan of the household type	120	186	5.243	7.263
84222000	Machinery for cleaning or drying bottles or other containers	-	1.000	-	2.100
84223000	Machinery for filling, closing, sealing/labelling bottles, cans, boxes, bags or other containers; machinery for capsuling bottles, jars, tubes & similar containers; machinery for aerating beverages	46.358	297.238	506.897	4.557.774
84224000	Other packing or wrapping machinery (including heat-shrink wrapping machinery)	193.176	826.193	6.395.716	23.967.775
84229010	Part Dish washing machines of subheading 842211	-	105	-	709
84229090	Part Dish washing machines ; otherthan of subheading 842211	5.785	120.837	48.989	1.956.523
84231010	Personal weighing machines, including baby scales; household scales ; electrically operated	-	513	-	8.150
84231020	Personal weighing machines, including baby scales; household scales ; not electrically operated	107	5.626	1.166	43.465
84232010	weighing machines Scales for continuous weighing of goods on conveyors ; using electronic means for gauging weight	2	2.565	704	3.830

Tabel 3 : Ekspor Indonesia menurut Komoditi (Kode HS 8 digit)

Desember 2022

Kode H S	Uraian golongan barang	Berat bersih (Kg)		Nilai F.O.B. (U S \$)	
		Bulan ini	Kumulatif	Bulan ini	Kumulatif
(1)	(2)	(3)	(4)	(5)	(6)
84232090	weighing machines Scales for continuous weighing of goods on conveyors ; otherthan using electronic means for gauging weight	100	9.923	50	19.310
84233010	Constant weight scales and scales for discharging a predetermined weight of material into a bag or container, including hopper scales ; using electronic means for gaging weight	47	174	450	17.384
84233090	Constant weight scales and scales for discharging a predetermined weight of material into a bag or container, including hopper scales ; otherthan using electronic means for gaging weight	-	1.644	-	17.886
84238110	Other weighing machinery ; Having a maximum weighing capacity not exceeding 30 kg ; using electronic means for gauging weight	36.624	372.652	1.909.063	17.772.649
84238190	Other weighing machinery ; Having a maximum weighing capacity not exceeding 30 kg ; otherthan using electronic means for gauging weight	-	116	-	1.882
84238231	Other weight machinery ; having a maximum weighing capacity not exceeding 1000 kg ; For weighing motor vehicles, using electronic means for gauging weight	-	3	-	10.558
84238239	Oth weight machinery ; having a maximum weighing capacity not exceeding 1000 kg ; other	-	636	-	910
84238242	Other weight machinery ; having a maximum weighing capacity exceeding 1000 kg ; other using electronic means for gauging weight	-	35.659	-	131.732
84238249	Oth weight machinery ; having a maximum weighing capacity exceeding 1000 kg other	52	436	3.690	16.081
84238910	Other weight machinery ; Using electronic means for gauging weight	123	22.836	85	52.077
84238990	Other weight machinery ; otherthan Using electronic means for gauging weight	-	1.064	-	57.285
84239010	Weighing machine weights of all kinds	100	5.702	756	20.677
84239030	weighing machinery ; of part using electronic means for gauging weight, excluding of machines for weighing motor vehicles	13	133	864	22.071
84239040	Other weighing machinery of part	2.719	60.408	181.580	2.125.944
84241010	Mechanical appliances ; Fire extinguishers of a kind suitable for aircraft use whether or not charged	-	69	-	7.418
84241090	Mechanical appliances ; Fire extinguishers otherthan of a kind suitable for aircraft use, whether or not charged	559	4.222	2.150	250.956
84242011	Mechanical appliances ; spray guns and similar appliances ; agricultural or horticultural with electrically operated	-	25	-	148
84242019	Mechanical appliances ; spray guns and similar appliances ; otherthan agricultural or horticultural with electrically operated	1.687	22.276	68.206	1.193.089
84242021	Mechanical appliances ; spray guns and similar appliances ; agricultural or horticultural with not electrically operated	-	25	-	50
84242029	Mechanical appliances ; spray guns and similar appliances ; otherthan agricultural or horticultural with not electrically operated	41	1.575	2.862	13.341
84243000	Mechanical appliances ; Steam or sand blasting machines and similar jet projecting machines	-	33.101	-	451.530
84244110	Agricultural or horticultural ; portable sprayers ; Hand-operated insecticide sprayers	22	531.373	255	4.241.261
84244120	Agricultural or horticultural ; portable sprayers ; other not electrycally operated	3	4	7	54
84244190	Agricultural or horticultural ; portable sprayers ; otherthan ; Hand-operated insecticide sprayers and other not electrycally operated	-	687	-	27.835
84244910	Machines Agricultural or horticultural sprayers ; electrically operated	9	6.806	9	26.093

Tabel 3 : Ekspor Indonesia menurut Komoditi (Kode HS 8 digit)

Desember 2022

Kode H S	Uraian golongan barang	Berat bersih (Kg)		Nilai F.O.B. (U S \$)	
		Bulan ini	Kumulatif	Bulan ini	Kumulatif
		(1)	(2)	(3)	(4)
84244920	Machines Agricultural or horticultural sprayers ; not electrically operated	-	12.500	-	14.500
84248210	Mechanical Other appliances ; agricultural or hortikultural ; drip irrigation systems	-	16.049	-	126.029
84248230	Mechanical Other appliances ; agricultural or hortikultural ; other not electrically operated	-	155	-	2.120
84248910	Mechanical other appliances ; Hand-operated household sprayers of a capacity not exceeding 3 l	-	45.320	-	258.610
84248920	Mechanical other appliances ; Spray heads with dip tubes	0	24.011	1	1.619
84248940	Mechanical other appliances ; Other, of a kind used solely or principally for the manufacture of printed circuit boards or printed wiring boards substrates or their components	-	973	-	16.872
84248950	Mechanical other appliances ; Other, electrically operated	7.128	101.453	102.170	1.656.601
84248990	Mechanical other appliances ; Other not electrically operated	1.902	272.017	7.281	3.066.431
84249010	Part Of fire extinguishers	376	10.055	20.901	515.726
84249021	Part electrically operated ; Of goods of subheading 84242011	-	14	-	34
84249023	Part electrically operated ; otherthan Of goods of subheading 84242011	832	10.792	5.311	88.104
84249029	Part not electrically operated ; otherthan Of goods of subheading 84242021	1	329	91	139.625
84249030	Part ; Of steam or sand blasting machines and similar jet projecting machines	2.932	48.074	135.280	517.855
84249093	Part of other appliances ; Of goods of subheading 84248210	-	3	-	1.211
84249096	Part of other appliances ; Of goods of subheading 84248940	-	13	-	159
84249099	Part of other appliances ; otherthan Of goods of subheading 84248210 ; 84244110, 84244120, 84244920, or 84248230 ; 84244190, 84244910, or 84248220 ; 84248940	16.374	123.795	90.513	1.172.221
84251100	Pulley tackle and hoists other than skip hoists ; powered by electric motor	700	116.452	3.529	841.768
84251900	Pulley tackle and hoists other than skip hoists ; and otherthan powered by electric motor	4.258	60.270	43.386	1.087.480
84253100	Winches ; capstans ; Powered by electric motor	351	442.928	11.801	4.073.609
84253900	Winches ; capstans ; otherthan Powered by electric motor	9.258	2.143.009	300.565	12.806.477
84254100	Jacks; hoists of a kind used for raising vehicles ; built-in jacking systems of type used in garages	-	6.149	-	3.376
84254210	Other Jacks and hoists ; hydraulic of a kind used in tipping mechanisms for lorries	62	11.667	224	32.426
84254290	Other Jacks and hoists ; hydraulic otherthan of a kind used in tipping mechanisms for lorries	43.073	433.373	260.613	7.958.729
84254910	Jacks; hoists of a kind used for raising vehicles ; electrically operated	62	36.708	903	455.010
84254920	Jacks; hoists of a kind used for raising vehicles ; not electrically operated	438	70.150	1.744	563.168
84261100	Ships' derricks ; Overhead travelling cranes on fixed support	-	1.337.685	-	1.317.171
84261200	Ships' derricks ; Mobile lifting frames on tyres and straddle carriers	-	66.856	-	426.006
84261920	Ships' derricks ; Bridge cranes	-	98.212	-	509.308
84261930	Ships' derricks ; Gantry cranes	250	338.106	4.065	412.530
84261990	Ship's derricks ; otherthan ; bridge cranes and gantry cranes	119.250	7.001.527	886.951	16.512.781
84262000	Tower cranes	100.000	271.485	20.000	311.380
84264100	Ships' derricks ; Portal or pedestal jib cranes ; on tyres	-	173.106	-	1.120.736
84264900	Ships' derricks ; Portal or pedestal jib cranes ; Otherthan ; on tyres	29.650	5.260.368	487.777	18.268.747
84269100	Other machinery ; Designed for mounting on road vehicles	-	259.026	-	854.697
84269900	Other machinery ; otherthan ; Designed for mounting on road vehicles	-	932.384	-	2.314.450
84271000	Fork- lift trucks ; Self-propelled trucks powered by an electric motor	6.860	114.325	3.036	462.896
84272000	Fork- lift trucks ; other self-propelled trucks	-	526.104	-	1.772.003
84279000	Other fork- lift trucks	13.192	768.984	72.016	4.614.155

Tabel 3 : Ekspor Indonesia menurut Komoditi (Kode HS 8 digit)

Desember 2022

Kode H S	Uraian golongan barang	Berat bersih (Kg)		Nilai F.O.B. (U S \$)	
		Bulan ini	Kumulatif	Bulan ini	Kumulatif
		(1)	(2)	(3)	(4)
84281039	Lifts ; otherthan For passengers	2.370	191.900	11.833	563.337
84281040	Skip hoists	-	3.542	-	4.966
84282010	Pneumatic elevators and conveyors ; of a kind used for agriculture	10.000	31.234	12.000	102.290
84282090	Pneumatic elevators and conveyors ; otherthan of a kind used for agriculture	65	108.497	3.102	612.329
84283290	Other continuous-action elevators and conveyors, for goods or materials ; other bucket type ; otherthan ; of a kind used for agriculture	6.600	67.333	55.935	601.430
84283390	Other continuous-action elevators and conveyors, for goods or materials ; other belt type ; otherthan of a kind used for agriculture	-	4.172	-	31.438
84283910	Other continuous-action elevators and conveyors, for goods or materials ; of a kind used for agriculture	-	9.416	-	22.703
84283990	Other continuous-action elevators and conveyors, for goods or materials ; otherthan of a kind used for agriculture	196	36.641	10.188	341.038
84286000	Teleferics, chair-lifts, ski-draglines; traction mechanisms for funiculars	-	814	-	1.526
84287000	Industrial robots	-	5	-	692
84289020	Other machinery ; Automated machines for the transport, handling and storage of printed circuit boards, printed wiring boards or printed circuit assemblies	-	2.400	-	52.764
84289090	Other machinery ; otherthan	29.870	129.471	246.411	704.850
84291100	Bulldozers and angledozers ; track laying	39.508	2.513.757	190.686	2.571.340
84291900	Bulldozers and angledozers ; otherthan track laying	25.872	1.882.484	66.050	1.796.056
84292000	Graders and levellers	17.000	173.604	7.000	208.000
84293000	Scrapers	159	37.690	155	200.253
84294030	Tamping machines	125	3.515	100	10.925
84294040	Machinery road roller ; Vibratory smooth drum rollers, with a centrifugal force drum not exceeding 20 t by weight	41.802	5.224.476	132.900	24.741.248
84294050	Tamping machines ; Other vibratory road rollers	-	136.770	-	280.058
84294090	Other Tamping machines and road rollers	-	313.309	-	1.564.899
84295100	Mechanical shovels, excavators ; front- end shovel loaders	-	34.258	-	145.373
84295200	Mechanical shovels ; escavators ; Machinery with a 360o revolving superstructure	7.392.056	76.152.586	41.033.151	468.508.387
84295900	Mechanical shovels ; escavators ; otherthan ; front-end shovel loaders ; and Machinery with a 360o revolving superstructure	972.508	5.516.224	1.084.787	3.878.870
84301000	Pile-drivers and pile-extractors	50.370	625.431	369.563	8.793.571
84303900	Coal or rock cutters and tunnelling machinery ; otherthan self-propelled	-	250.562	-	2.117.228
84304100	Other boring or sinking machinery ; self-propelled	1.865	501.094	40.523	541.927
84304910	Other boring or sinking machinery ; Wellhead platforms with integrated production modules suitable for use in drilling operations	16.895	67.610	962.165	4.615.695
84304990	Other boring or sinking machinery ; otherthan ; Wellhead platforms with integrated production modules suitable for use in drilling operations	34.728	681.287	312.440	8.860.469
84305000	Other machinery ; self-propelled	31.120	101.303	474.131	7.443.962
84306100	Other machinery, not self-propelled ; tamping or compacting machinery	50	350	300	700
84306900	Other machinery, not self-propelled ; otherthan ; tamping or compacting machinery	2.003	1.922.607	18.698	6.526.317
84311013	Machinery of heading 8425 ; of goods subheading 84251100 ; 84253100 ; or 84254910	30.646	355.721	789.735	4.253.413
84311019	Machinery of heading 8425 ; of electrically operated of goods subheading 84251100 ; 84253100 ; or 84254910	-	249.361	-	1.391.606
84311022	Machinery of heading 8425 ; of good subheading 84251900; 84253900; 84254100; 84254210; 84254290; of non electrically operated	125	8.350	3.158	114.695

Tabel 3 : Ekspor Indonesia menurut Komoditi (Kode HS 8 digit)

Desember 2022

Kode H S	Uraian golongan barang	Berat bersih (Kg)		Nilai F.O.B. (U S \$)	
		Bulan ini	Kumulatif	Bulan ini	Kumulatif
		(1)	(2)	(3)	(4)
84311029	Machinery of heading 8425 ; otherthan of good subheading 84251900; 84253900; 84254100; 84254210; 84254290; of non electrically operated	3.565	35.453	6.465	110.937
84312010	Machinery of heading 8427; subheading 842710 or 842720	-	2.748	-	83.457
84312090	Machinery of heading 8427; otherthan subheading 842710 or 842720	757	78.810	18.127	1.280.448
84313110	Of goods subheading 84281039 or 84281040 of lifts; skip hoists or escalators	45	1.441	213	35.760
84313120	Of goods subheading 84281031 or 84284000 of lifts; skip hoists or escalators	17	353.455	685	1.716.639
84313910	Machinery of heading 8428 ; of good subheading 84282010; 84283310; 84283910	-	684	-	10.312
84313950	Machinery of heading 8428; other of goods subheading 842890	-	2	-	80
84313990	Machinery of heading 8428 other	21.231	923.665	127.964	4.791.896
84314110	Machinery of heading 8426; 8429 or 8430; for machinery of heading 8426	-	6.752	-	119.294
84314190	Machinery of heading 8426; 8429 or 8430 ; bucket; shovels; grabs; and grips; otherthan for machinery of heading 8426	213.812	2.394.626	2.195.901	19.129.365
84314200	Machinery of heading 8426; 8429 or 8430 ; bulldozer or angledozer blades	-	10.365	-	44.746
84314300	Machinery of heading 8426; 8429 or 8430 ; part for boring or sinking machinery of subheading 843041 or 843049	534.932	4.529.274	5.358.218	50.042.251
84314910	Machinery of heading 8426; 8429 or 8430 ; parts of machinery of heading 8426	613.314	6.304.489	1.155.299	12.654.689
84314920	Machinery of heading 8426 ; 8429; or 8430; Cutting edges or end bits of a kind used for scrapers, graders or levellers	2.518.858	29.654.551	10.871.952	126.842.915
84314940	Machinery of heading 8426; 8429; or 8430 ; Cutting edges or end bits of a kind used for bulldozer or angledozer blades	561	13.900	1.402	29.386
84314950	Parts of road rollers	201.341	1.689.499	1.160.263	6.167.561
84314990	Oth parts suitable use of oth moving, grading, levelling,scrapping, excavating, tamping, compacting	3.872.620	47.127.100	12.322.938	161.017.967
84321000	Ploughs Machinery	-	4.465	-	35.195
84322900	Harrows, Scarifiers, cultivators, weeders and hoes, other than disc harrows machine	20	15.978	10	116.116
84323100	No-till direct seeders, planters and transplanters	-	1.324	-	1.937
84323900	Indirect seeders, planters and transplanters	-	1.270	-	2.370
84324100	Manure spreaders machinery	738	738	7.376	7.376
84328010	Other Agricultural or horticultural machinery for soil preparation or cultivation	-	44.050	-	366.361
84328090	Other than other agricultural machine for soil preparation or cultivation, other horticultural machine for soil preparation or cultivation, lawn rollers, and sports-ground rollers.	26.326	73.421	674.399	1.397.540
84329010	Parts of other than other agricultural machine for soil preparation or cultivation, other horticultural machine for soil preparation or cultivation.	12.137	104.612	628.723	4.000.925
84329090	Other parts of other than other agricultural machine for soil preparation or cultivation, other horticultural machine for soil preparation or cultivation, lawn rollers, and sports-ground rollers.	11	5.018	609	32.465
84331100	Mowers for lawns, parks or sports-grounds, powered with the cutting device rotating in a horizontal plane.	22.994	107.259	316.445	1.432.691
84331990	Mowers for lawns, parks or sports-grounds, not powered without the cutting device rotating in a horizontal plane.	560	2.670	5.076	11.702
84332000	Other mowers, including cutter bars for tractor mounting	-	856	-	4.105
84333000	Other haymaking machinery	-	127	-	1.165
84334000	Straw or fodder balers, including pick-up balers	-	398	-	410
84335100	Combine harvester-threshers machinery	4.063	32.218	46.758	259.573
84335990	Oth harvesting machinery	-	67	-	71
84336010	Machines for cleaning, sorting or grading eggs, fruit or other agricultural produce, electrically operated	-	35	-	300

Tabel 3 : Ekspor Indonesia menurut Komoditi (Kode HS 8 digit)

Desember 2022

Kode H S	Uraian golongan barang	Berat bersih (Kg)		Nilai F.O.B. (U S \$)	
		Bulan ini	Kumulatif	Bulan ini	Kumulatif
(1)	(2)	(3)	(4)	(5)	(6)
84339010	Castors wheels, of a diameter (including tyres) exceeding 100 mm but not exceeding 250 mm, provided that the width of any wheel or tyre fitted thereto exceeds 30 mm	-	227	-	82.440
84339020	Parts of powered mowers for lawn, parks/sport-grounds	1.321	3.901	3.068	10.170
84339090	Parts of oth harvesting/threshing machinery	3.471	29.256	17.161	364.562
84349000	Parts of Milking machines and dairy machinery	243	8.359	22.640	493.454
84351010	Electrically operated machines for pressing, crushing and manufacturing of wine, cider, fruit juices or similar beverages.	30	872	10	3.533
84351020	Non-electrically operated machines for pressing, crushing and manufacturing of wine, cider, fruit juices or similar beverages.	-	3	-	20
84359010	Parts of electrically operated machines for pressing, crushing and manufacturing of wine, cider, fruit juices or similar beverages.	-	18	-	1.359
84359020	Parts of non-electrically operated machines for pressing, crushing and manufacturing of wine, cider, fruit juices or similar beverages.	-	66	-	687
84361010	Electrically operated machines for preparing of animal feeding stuffs	-	3.686	-	12.344
84362110	Electrically operated machines for incubating and brooding of poultry	95	10.180	1.020	3.659
84362120	Non-electrically operated machines for incubating and brooding of poultry	90	544	120	580
84362910	Electrically operated machines for keeping of poultry	-	19.510	-	38.836
84362920	Non-electrically operated machines for keeping of poultry	-	15	-	40
84368011	Other electrically operated machines for agricultural or horticultural	2.081	21.454	4.416	217.599
84368019	Other electrically operated machines for forestry	-	36.403	-	190.376
84368021	Other non-electrically operated machines for agricultural or horticultural	0	43	9	1.002
84369100	Parts of poultry-keeping machinery or poultry incubators and brooders	20	868	405	8.584
84369911	Parts of other electrically operated machines and equipment for agricultural or horticultural	6.220	310.252	37.792	1.547.083
84369919	Parts of oth forestry, poultry-keep/bee-keep machinery electrically operated & equipments	-	400	-	5.441
84369921	Parts of oth agricultural/horticultural mach.non-electrically operated & equipments	-	80.350	-	502.351
84369929	Parts of oth forestry, poultry-keep/bee-keep machinery non-electrically operated & equipments	-	3.397.333	-	1.186.277
84371010	Electrically operated machine for cleaning, winnowing, sorting or grading of grains or dried leguminous vegetable, other than farm-type machinery	-	2.822	-	16.255
84371020	Non-electrically operated machine for cleaning, winnowing, sorting or grading of grains or dried leguminous vegetable, other than farm-type machinery	260	2.905	499	10.327
84371030	Electrically operated machine for cleaning, winnowing, sorting or grading of seed, other than farm-type machinery	23	664	26	1.093
84371040	Non-electrically operated machine for cleaning, winnowing, sorting or grading of seed, other than farm-type machinery	2.500	6.223	18.000	39.607
84378010	Electrically operated machine for hulling of rice and milling of cone type rice, other than farm-type machinery	15	4.141	535	19.925
84378020	Non-electrically operated machine for hulling of rice and milling of cone type rice, other than farm-type machinery	80	11.281	400	47.018
84378030	Electrically operated machine for milling of industrial type coffe and rice, other than farm-type machinery	864	3.705	227	28.872
84378040	Non-electrically operated machine for milling of industrial type coffe and rice, other than farm-type machinery	-	239	-	770
84378051	Electrically operated machine for polishing of rice, sifting and sieving, cleaning of bran, and husking, other than farm-type machinery	-	240	-	4.002

Tabel 3 : Ekspor Indonesia menurut Komoditi (Kode HS 8 digit)

Desember 2022

Kode H S	Uraian golongan barang	Berat bersih (Kg)		Nilai F.O.B. (U S \$)	
		Bulan ini	Kumulatif	Bulan ini	Kumulatif
		(1)	(2)	(3)	(4)
84378059	Other machine used in the milling indust or working of cerals, electrically operated	-	6.273	-	31.898
84378061	Non-electrically operated machine for polishing of rice, sifting and sieving, cleaning of bran, and husking, other than farm-type machinery	-	2.650	-	12.747
84378069	Other machine used in the milling indust or working of cerals, not electrically operated	461	8.311	900	22.789
84379011	Parts of electrically operated machine for cleaning, winnowing, sorting or grading of seed, grains or dried leguminous vegetable, other than farm-type machinery	-	10.844	-	41.160
84379019	Parts of elect operated machines for used in the milling industry/for the working of cereals/dried vegetables	10	4.686	3	288.136
84379021	Parts of non-electrically operated machine for cleaning, winnowing, sorting or grading of seed, grains or dried leguminous vegetable, other than farm-type machinery	-	520	-	2.048
84379029	Parts of non elect operated machinesfor used in the milling industry/for the working of cereals/dried vegetables	16.842	136.453	59.375	497.113
84381000	Bakery machinery and machinery for the manufacture of macaroni, spaghetti or similar products	2.537	116.923	35.559	1.746.200
84382010	Electrically operated machine for manufacturing of confectionery, cocoa or chocolate	96	17.756	432	323.822
84382020	Non-electrically operated machine for manufacturing of confectionery, cocoa or chocolate	-	477	-	1.065
84383010	Electrically operated machine for manufacturing of sugar	-	183	-	4.071
84383020	Non-electrically operated machine for manufacturing of sugar	-	320	-	1.066
84385000	Machinery for the preparation of meat or poultry	560	120.301	30.122	611.871
84386000	Machinery for the preparation of fruits, nuts or vegetables	60	7.650	416	31.606
84388011	Electrically operated machine for pulpering of coffee	100	6.882	485	36.677
84388012	Non-electrically operated machine for pulpering of coffee	60	180	1.469	1.619
84388021	Electrically operated machine for the preparation of fish, crustaceans or molluscs	200	553	150	4.100
84388091	Other machine for the industrial preparation/manufacture,electrically operated	131	4.642	3.492	54.765
84388092	Other machine for the industrial preparation/manufacture,not electrically operated	120	587	1.672	8.259
84389011	Parts of electrically operated machine for manufacturing of sugar	-	507	-	996
84389012	Parts of electrically operated machine for pulpering of coffee	-	34	-	3.366
84389019	Parts of goods of oth elect machinesfor industrial preparationior manufacture of food/drink, oth than sugar &coffee pulper	5.035	506.252	86.189	1.354.651
84389021	Parts of non-electrically operated machine for manufacturing of sugar	-	124	-	1.126
84389022	Parts of non-electrically operated machine for pulpering of coffee	-	1.118	-	9.460
84389029	Parts of goods of oth non elect machinesfor industrialprep/manufact of food/drink, oth than sugar &coffee pulper	521	24.435	1.663	108.329
84391000	Machinery for making pulp of fibrous cellulosic material	-	20.441	-	23.700
84392000	Machinery for making paper or paperboard	-	2.927	-	5.003
84399100	Parts of machinery for making pulp of fibrous cellulosic material	-	21.714	-	254.395
84399900	Parts of machinery for making or finishing paper or paperboard	61	13.050	6.484	480.529
84401010	Electrically operated machine for binding book	-	713	-	8.642
84401020	Non-electrically operated machine for binding book	-	8.597	-	775
84409000	Parts of book-binding machinery and parts of book-sewing machines	997	11.793	82.657	1.151.289
84411010	Electrically operated machine for cutting	11	49.968	1.382	360.501
84411020	Non-electrically operated machine for cutting	-	174	-	341

Tabel 3 : Ekspor Indonesia menurut Komoditi (Kode HS 8 digit)

Desember 2022

Kode H S	Uraian golongan barang	Berat bersih (Kg)		Nilai F.O.B. (U S \$)	
		Bulan ini	Kumulatif	Bulan ini	Kumulatif
		(1)	(2)	(3)	(4)
84414000	Machines for moulding articles in paper pulp, paper or paperboard	-	20.731	-	124.560
84418010	Oth machinery for making up paper pulp,paper/paperboardelectrically operated	164	21.705	5.382	354.593
84418020	Oth machinery for making up paper pulp,paper/paperboardnot electrically operated	-	4.090	-	4.462
84419000	Parts of other machinery for making up paper pulp, paper or paperboard, including parts of cutting machines of all kinds	21	171.032	12.609	539.714
84423000	Machinery, apparatus and equipment for preparing or making plate	5	704	375	11.621
84424000	Parts of machinery, apparatus and equipment for preparing or making plate	14	5.237	1.867	56.237
84425000	Plates, cylinders and other printing components; plates, cylinders and lithographic stones, prepared for printing purposes (for example, planed, grained or polished)	519	45.391	19.462	397.988
84431100	Offset printing machinery, reel-fed	13	43.690	300	400.998
84431200	Offset printing machinery, sheet-fed, office type (using sheets with one side not exceeding 22 cm and the other side not exceeding 36 cm in the unfolded state)	-	30	-	40
84431300	Offset printing machinery, sheet-fed, office type (using sheets with one side exceeding 22 cm and the other side exceeding 36 cm in the unfolded state)	52.500	317.126	303.372	1.473.064
84431400	Letterpress printing machinery, reel-fed, excluding flexographic printing	-	5.674	-	11.256
84431500	Letterpress printing machinery, other than reel-fed, excluding flexographic printing	-	279	-	6.567
84431600	Flexographic printing machinery	113	31.351	128	438.251
84431700	Gravure printing machinery	-	416	-	489
84431900	Printing machinery; used for printing by means of plates, cylinders and other printing components of heading 84.42, n.e.c. in item no. 8443.1	7.543	197.303	187.333	2.668.534
84433111	Colour Printer-copiers, printing by the ink-jet process	27	43.515	318	647.511
84433119	Non-colour Printer-copiers, printing by the ink-jet process	5.141	20.927	16.880	146.844
84433121	Colour Printer-copiers, printing by the laser process	-	51	-	1.702
84433129	Non-colour Printer-copiers, printing by the laser process	2	302	120	2.419
84433131	Combination of colour printer-copier-facsimile machines	-	10.165	-	10.821
84433139	Combination of non-colour printer-copier-facsimile machines	-	26	-	19.000
84433191	Combination printer-copier-scanner-facsimile machines	5.486.171	50.199.685	115.025.837	1.223.985.811
84433199	Oth machineswhich perform >= 2 function of printing, copying/facs, capable of connect to an auto data process/network	55	3.274	3.258	59.028
84433211	Colour dot matrix printers	22.825	22.867	767.192	768.532
84433219	Non-colour dot matrix printers	604.519	5.694.278	10.874.829	108.136.367
84433221	Colour ink-jet printers	270.581	3.785.006	4.234.976	73.511.014
84433229	Non-colour ink-jet printers	1.861	43.453	185.452	569.338
84433231	Colour laser printers	-	60	-	921
84433239	Non-colour laser printers	22	1.353	518	25.395
84433240	Facsimiles machines	-	91	-	53.695
84433250	Screen printing machinery for the manufacture of printed circuit boards or printed wiring boards	-	4	-	655
84433290	Oth printers,copying machines& facsimile, not combined;capable to connect to network	148.141	2.439.215	5.292.772	81.308.797
84433910	Electrostatic photocopying apparatus, operating by reproducing the original image directly onto the copy (direct process)	270	2.153	332	18.652
84433920	Electrostatic photocopying apparatus, operating by reproducing the original image via an intermediate onto the copy (indirect process)	75	2.270	700	21.356
84433930	Other photocopying apparatus incorporating an optical system	-	1.250	-	4.672
84433940	Ink-jet printer, not capable of connect to a network	914	5.074	8.065	71.916

Tabel 3 : Ekspor Indonesia menurut Komoditi (Kode HS 8 digit)

Desember 2022

Kode H S	Uraian golongan barang	Berat bersih (Kg)		Nilai F.O.B. (U S \$)	
		Bulan ini	Kumulatif	Bulan ini	Kumulatif
(1)	(2)	(3)	(4)	(5)	(6)
84433990	Oth printers,copying machines& facsimile, not capable to connect to a network	54	22.735	460	230.289
84439100	Parts and accessories of printing machinery used for printing by means of plates, cylinders and other printing components of heading 8442	219.138	2.525.453	11.901.231	147.496.213
84439910	Parts of screen printing machinery for the manufacture of printed circuit boards or printed wiring boards	0	84	45	9.367
84439920	Ink-filled printer cartridges	400.804	5.139.382	8.824.219	112.072.492
84439930	Paper feeders; paper sorters	1	105	33	7.797
84439990	Parts and accessories of other printing machinery	66.916	1.369.500	1.748.260	20.823.631
84440010	Electrically operated machines for extruding, drawing, texturing or cutting man- made textile materials	-	25.674	-	186.032
84451110	Electrically operated machines for textile carding	-	167.151	-	322.100
84451300	Drawing or roving machines	-	32.540	-	162.450
84451940	Other electrically operated machines for preparing textile fibres	5.790	5.791	98.875	98.877
84452010	Electrically operated machines for spinning textile	-	62.811	-	85.260
84454010	Electrically operated machines for winding or reeling textile	12.506	167.642	176.770	1.214.536
84454020	Non-electrically operated machines for winding or reeling textile	-	3.790	-	28.969
84459010	Electrically operated machines for preparing textile yarn	-	50.395	-	75.322
84459020	Non-electrically operated machines for preparing textile yarn	-	1	-	10
84461010	Electrically operated machines for weaving fabrics of a width not exceeding 30 cm	-	12	-	305
84461020	Non-electrically operated machines for weaving fabrics of a width not exceeding 30 cm	-	12.450	-	5.928
84463000	Machines for weaving fabrics of a width exceeding 30 cm, shuttleless type	-	34.850	-	279.876
84471100	Circular knitting machines with cylinder diameter not exceeding 165 mm	-	759	-	1.101
84471200	Circular knitting machines with cylinder diameter exceeding 165 mm	-	26.211	-	183.690
84472010	Flat knitting machines and stitch-bonding machines, electrically operated	760	82.628	541	440.036
84472020	Flat knitting machines and stitch-bonding machines, non-electrically operated	-	18.200	-	15.210
84479010	Electrically operated machines for making gimped yarn, tulle, lace, embroidery, trimmings, braid or net and for tufting	-	32.611	-	70.287
84479020	Non-electrically operated machines for making gimped yarn, tulle, lace, embroidery, trimmings, braid or net and for tufting	-	30.365	-	37.895
84481110	Electrically operated dobbies ana jackquards and electrically operated machines for card reducing, copying, punching or assembling for use therewith	-	15	-	303
84481910	Auxiliary electrically operated machine for use with machines of heading 8444, 8445, 8446 or 8447 with automatic stop motions and shuttle changing mechanism	-	31	-	2.860
84482000	Parts and accessories of machines of heading 8444 or of their auxiliary machinery	10.709	72.894	434.567	5.748.484
84483200	Part & acc of machines for preparing textile fibres, oth than card clothing	8	380	341	114.986
84483300	Spindles, spindle flyers, spinning rings and ring travellers	8	946	343	14.246
84483900	Combs, extruding nipples, shuttles, healds and heald-frames, hosiery needles	137	1.216	1.870	46.672
84484200	Reeds for looms, healds and heald-frames	1.053	12.268	54.248	727.847
84484911	Shuttles for electrically operated machines	-	1.453	-	10.610
84484912	Shuttles for non-electrically operated machines	-	8	-	75
84484990	Other parts and accessories of weaving machines (looms) or of their auxiliary machinery, other than Shuttles	7.211	74.014	336.241	3.218.161
84485100	Sinkers, needles and other articles used in forming stitches	-	2	-	4

Tabel 3 : Ekspor Indonesia menurut Komoditi (Kode HS 8 digit)

Desember 2022

Kode H S	Uraian golongan barang	Berat bersih (Kg)		Nilai F.O.B. (U S \$)	
		Bulan ini	Kumulatif	Bulan ini	Kumulatif
(1)	(2)	(3)	(4)	(5)	(6)
84485900	Parts and accessories of machines of heading 8447 or of their auxiliary machinery other than sinkers, needles and other articles used in forming stitches	9.301	86.472	11.277	199.040
84490000	Machinery for the manufacture or finishing of felt or nonwovens in the piece or in shapes, including machinery for making felt hats; blocks for making hats	-	97.003	-	627.126
84501110	Fully-automatic household or laundry-type machines, each of dry linen capacity not exceeding 6 kg	450	4.236	1.130	8.346
84501190	Fully-automatic household or laundry-type machines, each of dry linen capacity exceeding 6 kg but not exceeding 10 kg	28.456	1.215.245	128.238	5.483.292
84501210	Household or laundry-type machines with built in centrifugal drier, each of dry linen capacity not exceeding 6 kg	25	30.781	1.172	101.782
84501290	Household or laundry-type machines with built in centrifugal drier, each of dry linen capacity exceeding 6 kg but not exceeding 10 kg	18.266	311.782	100.014	1.707.290
84501919	Other household or laundry-type machines, electrically operated, with a dry linen capacity exceeding 6 kg but not exceeding 6 kg	2	1.906	141	6.302
84501999	Other household or laundry-type machines, non-electrically operated, with a dry linen capacity exceeding 6 kg but not exceeding 6 kg	310	1.643	11.339	37.089
84502000	Householde or laundry-type machines, each of dry linen capacity exceeding 10 kg	24.807	796.058	115.614	3.798.100
84509010	Parts of householde or laundry-type machines, each of dry linen capacity exceeding 10 kg	1.920	12.890	58.527	406.951
84509020	Parts of machines of subheading 845011, 845012 or 845019	1.024	21.212	8.012	299.291
84511000	Dry-cleaning machines	-	2.804	-	17.349
84512100	Drying-machines each of a dry linen capacity not exceeding 10 kg	0	266	11	1.428
84512900	Drying-machines each of a dry linen capacity exceeding 10 kg	-	5.775	-	58.833
84513010	Single roller type domestic ironing machines	-	31	-	255
84513090	Presses machines including fusing presses	-	17.080	-	27.440
84514000	Washing, bleaching or dyeing machines	-	1.988	-	52.090
84515000	Machines for reeling, unreeling, folding, cutting or pinking textile fabrics	-	6.928	-	42.729
84518000	Machines for dressing, finishing, coating or impregnating textile yarns, fabrics or made up textile articles; for applying the paste to the base fabric or other support used in the manufacture of floor coverings such as linoleum	34.125	195.990	122.502	468.835
84519090	Parts of machines of a dry linen capacity exceeding 10 kg	2	4.987	2.120	86.146
84521000	Sewing machines of the household type	429	8.201	1.779	58.549
84522100	Other sewing machines, other than book-sewing machines, with automatics unit	18.383	71.335	11.420	163.939
84522900	Other sewing machines, other than book-sewing machines, with non-automatics unit	251	50.211	6.089	502.289
84523000	Sewing machine needles	13	57	2.007	2.414
84529011	Arms and beds; stands with or without centre frames; flywheels; belt guards; treadles or pedals of machinery of subheading 84521000	-	39.750	-	53.904
84529012	Furniture, bases and covers and parts thereof of machinery of subheading 84521000	14.355	15.330	29.242	43.360
84529019	Other parts of sewing machines of subheading 84521000	-	3.347	-	61.172
84529091	Arms and beds; stands with or without centre frames; flywheels; belt guards; treadles or pedals of other than machinery of subheading 84521000	171	1.735	10.299	29.092
84529092	Furniture, bases and covers and parts thereof of other than machinery of subheading 84521000	-	8	-	16
84529099	Other parts of sewing machines of other than machinery of subheading 84521000	21	15.605	689	120.816
84531010	Electrically operated machines for preparing, tanning or working hides, skins or leather, other than sewing machines	-	108.627	-	1.673.279

Tabel 3 : Ekspor Indonesia menurut Komoditi (Kode HS 8 digit)

Desember 2022

Kode H S	Uraian golongan barang	Berat bersih (Kg)		Nilai F.O.B. (U S \$)	
		Bulan ini	Kumulatif	Bulan ini	Kumulatif
(1)	(2)	(3)	(4)	(5)	(6)
84532010	Electrically operated machines for making or repairing footwear, other than sewing machines	-	9.782	-	314.845
84538010	Electrically operated machines for making or repairing other articles of hides, skins or leather, other than sewing machines	-	5.044	-	93.313
84538020	Non-electrically operated machines for making or repairing other articles of hides, skins or leather, other than sewing machines	-	451	-	3.238
84539000	Parts of machinery of subheading 8453	57	4.538	2.015	36.161
84541000	Converters of a kind used in metallurgy or in metal foundries	33	91	2.820	12.254
84542000	Ingot moulds and ladles of a kind used in metallurgy or in metal foundries	-	24.811	-	230.445
84543000	Casting machines of a kind used in metallurgy or in metal foundries	5	5.007	1.987	43.149
84549000	Parts of converts, ladles, ingot moulds & casting machines	55.566	756.253	321.682	4.947.025
84552200	Cold metal-rolling mills	-	14.170	-	71.835
84553000	Rolls for rolling mills	-	3	-	66
84559000	Other parts of metal-rolling mills	91.227	212.495	54.361	123.711
84561110	Operated by laser machine for the manufacture of printed circuits, printed circuit assemblies, parts of heading 8517, or parts of automatic data processing machines	-	188	-	159.658
84561190	Other operated by laser machine-tools for working any material by removal of material	3.491	38.492	139.132	1.229.025
84561290	Other operated by other light or photon beam machine-tools for working any material by removal of material	-	77	-	3.377
84562000	Machine-tools for working any material by removal of material, by ultrasonic process	12	1.127	1.140	49.964
84563000	Machine-tools for working any material by removal of material, by electro-discharge process	7.635	11.870	39.721	112.221
84564010	Machine-tools, numerically controlled, for working any material by removal of material, by plasma arc processes, for the manufacture of printed circuit boards or printed wiring boards	-	102	-	7.876
84564090	machinestool for work any material by removal material,by plasma arc processes, for oth than manufact of PCB/PWB	1	345	2	16.496
84565000	Water-jet cutting machines	-	20	-	45
84569020	Wet processing equipments for the application by immersion of electrochemical solutions, for the purpose of removing material on printed circuit boards or printed wiring boards	-	53	-	11.320
84569090	Machine-tools for working any material by removal of material, by ionic-beam process	-	2.311	-	20.343
84571010	Machining centres of spindle power not exceeding 4 kW for working metal	11	880	5.270	97.506
84571090	Machining centres of spindle power exceeding 4 kW for working metal	-	106.016	-	578.607
84572000	Unit construction machines (single station) for working metal	-	4.375	-	30.600
84573000	Multi-station transfer machines for working metal	18.000	40.415	70.879	1.209.852
84581190	Horizontal lathes for removing metal, numerically controlled of spindle exceeding 4 kW	-	37.955	-	385.285
84581990	Horizontal lathes for removing metal, non-numerically controlled with the distance between the main spindle centre and the bed exceeding 300 mm	-	9.500	-	8.847
84589100	Other lathes for removing metal, numerically controlled	-	13.414	-	7.296
84589990	Other lathes for removing metal, non-numerically controlled, with the distance between the main spindle centre and the bed exceeding 300 mm	-	45.259	-	117.127
84591000	Way-type unit head machines for drilling, boring, milling, threading or tapping by removing metal, other than lathes (including turning centres) of heading 8458	-	185	-	629
84592100	Other drilling machines that numerically controlled	-	1.943	-	45.960

Tabel 3 : Ekspor Indonesia menurut Komoditi (Kode HS 8 digit)

Desember 2022

Kode H S	Uraian golongan barang	Berat bersih (Kg)		Nilai F.O.B. (U S \$)	
		Bulan ini	Kumulatif	Bulan ini	Kumulatif
		(1)	(2)	(3)	(4)
84592910	Other drilling machines that non-numerically controlled and electrically operated	273	1.039	39.154	197.627
84592920	Other drilling machines that non-numerically controlled and non-electrically operated	1.531	1.660	29.213	385.312
84593910	Other boring-milling machines that non-numerically controlled and electrically operated	-	23.067	-	51.921
84594100	Other boring machines that numerically controlled	530	2.990	36.956	114.931
84594910	Other boring machines that non-numerically controlled and electrically operated	157	212	9.103	29.491
84595100	Knee-type milling machines that numerically controlled	-	1.067	-	37.817
84595910	Knee-type milling machines that non-numerically controlled and electrically operated	-	44	-	21.304
84596100	Other milling machines that numerically controlled	4.297	4.369	25.655	28.168
84596910	Other milling machines that non-numerically controlled and electrically operated	1.550	1.569	1.500	1.701
84596920	Other milling machines that non-numerically controlled and non-electrically operated	-	151	-	76
84597010	Other threading or tapping machines that electrically operated	-	4.290	-	5.722
84597020	Other threading or tapping machines that non-electrically operated	-	72	-	9.916
84601200	Numerically controlled flat-surface grinding machines	1	240	15	690
84601900	Non-numerically controlled flat-surface grinding machines	-	1.340	-	14.097
84602200	Centreless grinding machines, numerically controlled	-	119	-	291.147
84602300	Other cylindrical grinding machines, numerically controlled	19.389	35.187	267.176	511.039
84602400	Other of other grinding machines, numerically controlled	-	10.663	-	132.173
84602910	Other grinding machines, not numerically controlled,electrically operated	10.800	20.842	102.619	246.767
84602920	Other grinding machines, not numerically controlled,not electrically operated	-	4.775	-	23.437
84603110	machinestools, numerically controlled, for sharpening drillingbits,shank diameter<=3,175mm, fixed collets, power<=0.74kW	-	6	-	789
84603190	machinestools, numeric controlled, for sharpen drill bits oththan shank diameter<=3,175mm, fixed collets, power<=0.74kW	7	50	45	810
84603910	Oth sharpening (tool/cutter grinding) mach, not numericallycontrolled, electrically operated	265	413	6.514	8.951
84603920	Oth sharpening (tool/cutter grinding) mach, not numericallycontrolled, not electrically operated	12	125	40	1.213
84604000	Honing or lapping machines	275	3.698	2.685	180.240
84609010	Oth mach-tools for deburring, sharpening, grinding, honing, lapping, or similar, electrically operated	2.804	3.329	62	9.841
84609020	Oth mach-tools for deburring, sharpening, grinding, honing, lapping, or similar, not electrically operated	70	245	40	1.905
84612000	Shaping or slotting machines	19	1.482	56	10.258
84613000	Broaching machines	-	1	-	14
84614000	Gear cutting, gear grinding or gear finishing machines	45	1.115	88	8.571
84615000	Sawing or cutting-off machines	125	8.652	1.378	322.703
84619020	Planing machines	-	60	-	299
84619090	Other machine-tools working by removing metal or cermets, not elsewhere specified or included	639	17.495	44.579	784.079
84621100	Closed die forging machines	24.635	209.382	190.025	882.398
84621900	Other hot forming machines for forging and hot hammers	15	101.833	75	695.453
84622210	Numerically controlled machines for profile forming	-	11.110	-	19.050
84622290	Non-numerically controlled machines for profile forming	-	5	-	10
84622500	Numerically controlled roll forming machines	-	6.665	-	90.273
84622600	Other numerically controlled bending, folding, straightening or flattening machines	-	19.950	-	15.000
84622900	Bending, folding, straightening or flattening machines (including press brakes) for flat products other than HS Code 84622210-84622600	1.000	28.738	3.750	320.761

Tabel 3 : Ekspor Indonesia menurut Komoditi (Kode HS 8 digit)

Desember 2022

Kode H S	Uraian golongan barang	Berat bersih (Kg)		Nilai F.O.B. (U S \$)	
		Bulan ini	Kumulatif	Bulan ini	Kumulatif
(1)	(2)	(3)	(4)	(5)	(6)
84623290	Non-numerically controlled machine for slitting lines and cut-to-length lines for flat product, other than combined punching and shearing machines	-	6.150	-	6.000
84623900	Non-numerically controlled shearing machines	2.341	26.604	7.246	300.766
84624900	Non-numerically controlled machines for punching, notching or nibbling (excluding presses) for flat products and combine both of punching and shearing	-	45.991	-	72.980
84625100	Numerically controlled machines for working tube, pipe, hollow section and bar (excluding presses)	-	5.648	-	37.211
84626111	Numerically controlled hydraulic presses machines for die forging or die stamping	-	818	-	14.630
84626199	Other non-numerically controlled hydraulic presses machines	-	59.017	-	84.300
84626219	Other numerically controlled mechanical presses machines	600	11.790	1.152	13.166
84626291	Non-numerically controlled mechanical presses machines for die forging or die stamping	250	250	1.685	1.685
84626299	Other non-numerically controlled mechanical presses machines	1.196	1.196	2.653	2.653
84629010	Machine tools, die forging or die stamping machines	70	186	14.400	23.360
84629090	Machine tools, other die forging or die stamping machines	255	95.389	1.345	1.011.014
84631010	Draw-benches for bars, tubes, profiles, wire/the like,electrically operated	-	21.909	-	140.223
84632010	Thread rolling machines, electrically operated	-	83.508	-	161.938
84633010	Machines for working wire, electrically operated	-	2.868	-	118.342
84633020	Machines for working wire, not electrically operated	-	3	-	1.372
84639010	Other mach-tools for working metals/cermets, w/o removingmaterial, electrically operated	-	8.626	-	115.113
84641010	Sawing machines for working stone, ceramics/like mineralmaterials/for cold-working glass, electrically operated	-	1.248	-	223.229
84642010	Grinding/polishing machinesfor working stone, ceramics/likemineral material/for cold-work glass,electric operated	-	19.946	-	1.697
84642020	Grinding/polishing machinesfor working stone, ceramics/likemineral material/for cold-work glass,not electric operated	483	483	591	591
84649010	Oth machines for working stone, ceramics/like mineralmaterials/for cold-working glass, electrically operated	-	9.445	-	20.943
84649020	Oth machines for working stone, ceramics/like mineralmaterials/for cold-working glass, not electrically operated	-	7	-	57
84651000	machineswhich can carry out diff types of machining operationsw/o tool change between such operations	-	41.759	-	303.732
84659110	Sawing machines for scoring PCB/ PWB or PCB/PWB substrateselectrically operated	-	163.409	-	844.372
84659190	Sawing machines other than of a kind used for scoring printed circuit boards or printed wiring boards or printed circuit board or printed wiring board substrates	-	23.778	-	157.579
84659210	Planing, milling/moulding machinesfor routing PCB/PWB or PCB/PWB substrates, accepting router bits with shank D<=3.175mm	91	93	590	746
84659290	Planing, milling or moulding (by cutting) machines for routing PCB/PWB or PCB/PWB substrates, accepting router bits with a shank diameter exceeding 3175 mm, for scoring PCB/PWB or PCB/PWB substrates	35	33.734	221	119.844
84659310	Grinding, sanding or polishing machines, for working woodcork, bone/similar hard materials, electrically operated	5	598	50	58.763

Tabel 3 : Ekspor Indonesia menurut Komoditi (Kode HS 8 digit)

Desember 2022

Kode H S	Uraian golongan barang	Berat bersih (Kg)		Nilai F.O.B. (U S \$)	
		Bulan ini	Kumulatif	Bulan ini	Kumulatif
(1)	(2)	(3)	(4)	(5)	(6)
84659320	Grinding, sanding or polishing machines, for working woodcork, bone/similar hard materials,not electrically operated	-	96	-	73.037
84659400	Bending or assembling machines	-	7	-	14
84659510	Drilling machinesfor manufact of PCB/PWB, with a spindle speed>50,000rpm and accept drill bits of shank D<=3.175mm	-	167	-	1.938
84659590	Drilling machines for the manufacture of printed circuit boards or printed wiring boards, with a spindle speed not exceeding 50,000 rpm & accepting drill bits of a shank diameter not exceeding 3175 mm	-	15	-	60
84659600	Splitting, slicing or paring machines	-	204.038	-	1.431.355
84659910	Lathes	-	715	-	298
84659950	machinesfor deburring the surfaces of PCB/PWB during manufact,machinesfor scoring&laminating presses for PCB/PWB/substrates,	-	395	-	2.966
84659960	Oth machinestools for working wood, cork, bone/similar hardmaterials, electrically operated	-	7.767	-	122.398
84659990	Oth machinestools for working wood, cork, bone/similar hardmaterials, not electrically operated	2	5.710	180	97.323
84661010	Tool holder&self-opening diehead for machinesof 84569010, 84569020/84603110/84659110/84659210/84659510/84659950	2.247	33.620	18.362	294.912
84661090	Tool holder&self-opening diehead for machinesoth of 8456901084569020/84603110/84659110/84659210/84659510/84659950	1.419	41.018	44.769	1.078.893
84662010	Work holders for machinesof 85469010, 84569020, 84603110,84659110, 84659210, 84659510, 84659950	4	31	105	1.984
84662090	Work holders for machinesoth than of 85469010, 84569020,84603110, 84659110, 84659210, 84659510, 84659950	75.630	825.363	317.623	5.169.520
84663000	Dividing heads and other special attachments for machines	142	4.686	13.351	87.801
84669100	Parts for machines of heading 8464	-	6.991	-	25.649
84669200	Parts for machines of heading 8465	3	3.195	103	45.625
84669330	Parts for machines of subheading 84561110, 84561210, 84562000, or 84563000, of a kind used solely or principally for the manufacture of printed circuits, printed circuit assemblies, parts of machines of heading 8517, or parts of automatic data processing machines of heading 8471; for machines of subheading 845710, 84589100, 84592100, 84592910,84596100, 84596910, or 84615000, of a kind used solely or principally for the manufacture of parts of machines of heading 8517, or parts of automatic data processing machines of heading 8471	-	38	-	459
84669340	Parts for machines of subheading 84565000	-	49	-	2.036
84669390	Oth parts & accessories for machines of head 8456 to 8461oth than subhead 84564010,84569020 or 84603110	7.979	306.849	169.053	3.390.421
84669400	Machine-tools; parts and accessories, for the machines of heading no. 8462 or 8463, n.e.c. in heading no. 8466	14.745	164.352	157.302	2.079.723
84671100	Tools for working in the hand pneumatic rotary tipe (including combined rotary-percussion)	262	5.125	34.023	494.554
84671900	Tools for working in the hand pneumatic other rotary tipe (including combined rotary-percussion)	1.512	96.719	9.421	1.511.469
84672100	Drills of all kinds with self-contained electric motor	954	15.687	2.488	294.473
84672200	Saws with self-contained electric motor	568	1.613	2.397	18.677
84672900	Tools; for working in the hand, with self-contained electric motor; other than saws and drills	795	196.272	21.445	4.006.693
84678100	Chains saws with self-contained electric motor	347	6.574	320	46.978
84678900	Tools; for working in the hand, (other than chain saws), hydraulic or with self-contained non-electric motor, (not pneumatic)	57.230	138.876	1.137.800	2.193.236
84679110	Part of chains saws of electro-mechanical type	-	6	-	321

Tabel 3 : Ekspor Indonesia menurut Komoditi (Kode HS 8 digit)

Desember 2022

Kode H S	Uraian golongan barang	Berat bersih (Kg)		Nilai F.O.B. (U S \$)	
		Bulan ini	Kumulatif	Bulan ini	Kumulatif
(1)	(2)	(3)	(4)	(5)	(6)
84679190	Other part of chains saws of electro-mechanical type	94	3.548	663	20.378
84679200	Parts of tools working in the hand of pneumatic	250	4.991	3.019	177.494
84679910	Other parts of tools of goods of drills, saws & all kinds non-electric motor	24.475	63.906	218.793	394.282
84679990	Other parts of tools of goods of other than drills, saws and all kinds, non-electric motor	682	45.069	21.646	270.465
84681000	Hand-held blow pipes	-	18	-	62.500
84682010	Hand-operated (not hand-held) gas welding or brazing appliances for metal	-	6.141	-	9.807
84682090	Other hand-operated (not hand-held) gas welding or brazing appliances for other than metal	2.043	4.835	26.282	55.568
84688000	Machinery and apparatus; for soldering, brazing or welding, whether or not capable of cutting, n.e.c. in heading no. 8468	-	809	-	24.671
84689020	Parts of goods of gas welding or brazing appliances for metal	8	17	702	937
84689090	Parts of goods of gas welding or brazing appliances for other than metal	1.411	14.545	40.905	860.337
84701000	Electronic calc, pocket-size data recording, reproducing and displaying machines with calculating functions	1.342	31.536	1.178	26.904
84702900	Calculating machines; electronic, (not incorporating a printing device), needing an external power source	19	151	191	587
84703000	Calculating machines; non-electronic	55	8.117	105	217.604
84705000	Cash register	11.538	135.619	309.116	3.960.389
84709010	Postage-franking machines	-	6	-	70
84709090	Ticket-issuing machines and similar machines	-	89.169	-	7.216.094
84713020	Laptops including notebooks and subnotebooks	22.434	270.577	1.080.474	24.981.201
84713090	Oth portable automatic data processing machines, weighting<= 10 kg	737	16.706	48.840	928.929
84714110	Personal computers exclud portable computer,CPU& I/O unit whether or not combined	2.096	6.451	1.490	174.133
84714190	Other PC excluding portable computer,CPU& I/O unit whether or not combined	249.514	2.750.581	12.125.557	129.487.255
84714910	Personal computers in the form of systems exclud portable computers (laptop/notebook)	53	4.495	939	131.126
84714990	Other personal computers in the form of systems excluding portable computers (laptop/notebook)	220	10.544	19.252	1.185.107
84715010	Processing units for personal (incl. portable) computers not comprising & not presented in the form systems systems	3.233	45.465	162.908	2.715.845
84715090	Oth processing unit for personal comp.(excl.portable comp) not comprising & not presented in the form systems systems	4.947	170.814	1.070.754	8.834.399
84716030	Computer keyboards	962	12.360	66.986	908.862
84716040	Mouses, light pens, joysticks, track balls, and touch sensitive screens	34.296	410.665	1.591.733	21.627.275
84716090	Other input or output units, whether or not containing storage units in the same housing	4.888	378.983	193.851	13.265.000
84717020	Hard disk drive	7.530	23.580	56.132	1.277.900
84717030	Tape drive	62	478	27.690	178.233
84717040	Optical disk drives, including CD-ROM drives, DVD drives and CD-R drives	429	2.363	31.563	140.737
84717090	Storage units other than hard disk drives, tape drives, optical disk drives, including CD-ROM drives, DVD drives and CD-R drives	672	256.743	714.557	2.873.428
84718010	Control and adaptor units	1.016	14.694	104.618	1.356.627
84718070	Sound cards or video cards	21	1.489	7.785	298.776
84718090	Other control units	647	6.947	13.101	734.197
84719010	Bar code readers	28.196	351.646	938.750	10.116.801
84719030	Electronic fingerprint identification systems	378	2.108	54.489	275.511
84719040	Other optical character readers	22	1.073	2.751	143.877
84719090	Other units of automatic data processing machines :	18.752	282.667	7.940.045	72.692.069
84721000	Duplicating machines	-	19	-	201

Tabel 3 : Ekspor Indonesia menurut Komoditi (Kode HS 8 digit)

Desember 2022

Kode H S	Uraian golongan barang	Berat bersih (Kg)		Nilai F.O.B. (U S \$)	
		Bulan ini	Kumulatif	Bulan ini	Kumulatif
		(1)	(2)	(3)	(4)
84729010	Automatic teller machines	18	20.259	6.349	730.109
84729041	Typewriters automatic other than printers of heading 8443	-	9	-	3.234
84729049	Oth typewriters auto oth than printers of heading 8443	209	21.008	44.186	816.732
84729050	Word-processing machines	3.120	14.385	66.793	291.556
84729060	Other word-processing machines with electrically operated	8	553	41	13.879
84729090	Other word-processing machineswith not electrically operated	468	2.372	39.282	42.884
84732100	Parts of the electronic calculating machines of subheading 84701000, 84702100 or 84702900	2	2.358	336	34.265
84732900	Parts of the electronic calculating machines oth than subheading 84701000, 84702100 or 84702900	645	26.439	101.619	2.737.279
84733010	Parts and accessories assembled printed circuit boards of the machines of heading 8471	43.987	932.162	6.231.905	99.120.200
84733090	Parts and accessories assembled other than printed circuit boards of the machines of heading 8471	1.110.376	8.602.950	14.046.196	101.531.505
84734000	Parts and accessories of the machines of heading 8472	2.160	59.683	829.221	12.642.960
84735010	Parts and accessories suitable for use with the machines of heading 8471	-	3.283	-	14.514
84735090	Parts and accessories suitable for use with the machines of heading 8470 and 8472	2.817	155.090	27.587	5.242.328
84741010	Sorting, screening, separating or washing machines electrically operated	48	46.830	207	263.893
84741020	Sorting, screening, separating or washing machines non electrically operated	-	5.162	-	83.525
84742011	Crushing or grinding machines stone electrically operated for stone	-	30	-	595
84742019	Crushing or grinding machines stone electrically operated for other than stone	-	27.827	-	105.006
84742029	Crushing or grinding machines stone not electrically operated for other than stone	-	50.855	-	183.323
84743110	Concrete or mortar mixers electrically operated	1.350	95.074	3.740	108.555
84743120	Concrete or mortar mixers not electrically operated	350	7.514	1.072	8.587
84743219	Machines for mixing mineral substances with bitumen electrically operated of an output capacity > 80 t/h	200	955	150	662.420
84743229	Machines for mixing mineral substances with bitumen not electrically operated of an output capacity > 80 t/h	-	292	-	425
84743910	Other machines for mixing mineral substances with bitumen electrically operated	-	39.341	-	242.035
84748010	Machinery for agglomerating, shaping or moulding, for forming foundry moulds of sand electrically operated	2.922	12.358	1.605.782	1.853.890
84748020	Machinery for agglomerating, shaping or moulding, for forming foundry moulds of sand not electrically operated	468	488	1.335	23.385
84749000	Parts of machines of subheading 8474	3.783.952	47.988.023	12.751.294	148.753.923
84751000	Machines for assembling electric or electronic lamps, tubes or valves or flashbulbs, in glass envelopes	-	205	-	9.361
84752900	Machines; for manufacturing or hot working glass or glassware, not for making optical fibres and preforms thereof	-	4.182	-	217.170
84759090	Parts of machines of subheading 8475 other than subheading 84752100	-	413	-	2.075
84762100	Automatic beverage-vending machines incorporating heating or refrigerating devices	-	10.572	-	81.963
84762900	Machines; automatic beverage-vending machines, not incorporating heating or refrigerating devices	-	11	-	120
84769090	Parts of automatic goods-vending machines other than money changing machines	10.906	1.007.126	242.187	9.054.032
84771010	Injection machines for moulding rubber	54.713	374.701	385.068	3.708.767
84771031	Injection machines for palstics, poly (vinyl chloride)	-	222.589	-	389.810
84771039	Other injection machines for palstics	1.269	174.593	128.871	1.541.224
84772010	Extruders machine for rubber	752	2.547	1.326	38.746
84772020	Extruders machine for plastics	-	13.786	-	147.096
84773000	Blow moulding machines	207	49.470	2.995	427.384

Tabel 3 : Ekspor Indonesia menurut Komoditi (Kode HS 8 digit)

Desember 2022

Kode H S	Uraian golongan barang	Berat bersih (Kg)		Nilai F.O.B. (U S \$)	
		Bulan ini	Kumulatif	Bulan ini	Kumulatif
(1)	(2)	(3)	(4)	(5)	(6)
84774010	Vacuum machines for moulding or forming rubber	36.000	249.393	14.189	767.830
84774020	Vacuum machines for moulding or forming plastics	-	32.704	-	152.014
84775910	Other machines for moulding or forming rubber	31.324	48.085	42.936	658.550
84775920	Other machines for moulding or forming plastics	2	6.089	634	78.827
84778010	Other machine for working rubber/products from rubber, electrically operated	-	29.240	-	113.992
84778020	Other machine for working rubber/products from rubber, not electrically operated	-	470	-	42.500
84778031	Lamination presses for the manufacture of PCB/PWBelectrically operated	136	611	320	649
84778039	Oth lamination presses for plastics/products from plastics, electrically operated	40.182	131.611	120.680	659.737
84779010	Parts of machine for working rubber/products from rubber, electrically operated	27	66.142	4.523	498.969
84779020	Parts of machine for working rubber/products from rubber, not electrically operated	78	1.473	154	39.659
84779032	Parts of lamination presses for the manufacture of PCB/PWBelectrically operated	824	11.760	38.002	520.009
84779039	Parts of electric machine for working plastic&productsoth than lamination presses for manufacture of PCB/PWB	2.142	58.105	28.053	919.991
84779040	Parts of non-electric machine for working plastics/products from plastics materials	14	5.933	380	48.152
84781010	Machines for preparing or making up tobacco,electrically operated	59.442	438.362	3.071.198	23.603.606
84781020	Machines for preparing or making up tobacco, not electrically operated	8.669	195.082	149.379	2.589.399
84789000	Parts of machinery for preparing or making up tobacco that not specified or included machines elsewhere in this Chapter	110	27.075	39.383	1.334.366
84791010	Machines for public works/building/the like, electrically operated	71.575	257.162	661.131	3.407.636
84791020	Machines for public works/building/the like, not electrically operated	200	26.667	1.600	224.720
84792010	Machines for the extraction/preparation of animal/fixe vegetable fats or oils, electrically operated	7.200	31.014	117.725	229.774
84793000	Presses for the manufacture of particle board or fibre building board of wood or other ligneous materials and other machinery for treating wood or cork	-	160.301	-	248.584
84794010	Rope or cable-making machines, electrically operated	1	43	3	4.074
84794020	Rope or cable-making machines, not electrically operated	-	1.020	-	48.354
84795000	Industrial robots machines,not elsewhere specified/included	10	31.177	2.815	590.098
84796000	Machines evaporative air coolers	27	5.901	1.719	78.361
84797100	Passenger boarding bridges of kind a used in airports	-	336.866	-	1.801.000
84797900	Machinery and mechanical appliances; passenger boarding bridges, other than of a kind used in airports	52.277	274.958	511.763	2.583.118
84798110	Machines for treating metal, including electric wire coilwinders, electrically operated	3.328	790.191	50.364	14.409.707
84798120	Machines for treating metal, including electric wire coilwinders, not electrically operated	44	625.103	726	2.483.755
84798210	Mixing, kneading, crushing, grinding, screening, sifting, homogenising, emulsifying/stirring machines, electically operated	11.183	200.196	362.610	3.598.488
84798220	Mixing, kneading, crushing, grinding, screening, sifting, homogenising, emulsifying/stirring machines, not elect. operated	177	54.922	368.179	1.848.436
84798910	Automated machines for the placement or the removal of components or contact elements of a kind used solely or principally for the manufacture of printed circuit assemblies	-	23.551	-	163.383

Tabel 3 : Ekspor Indonesia menurut Komoditi (Kode HS 8 digit)

Desember 2022

Kode H S	Uraian golongan barang	Berat bersih (Kg)		Nilai F.O.B. (U S \$)	
		Bulan ini	Kumulatif	Bulan ini	Kumulatif
(1)	(2)	(3)	(4)	(5)	(6)
84798950	Machines for assembling CPU daughter boards in plastic cases or housings; apparatus for the regeneration of chemical solutions used in the manufacture of PCB; equipment for mechanically cleaning the surfaces of PCB during manufacturing; registration equipment for the alignment of PCB or PCA in the manufacturing process	38	4.600	33.683	202.507
84798961	Electrically operated automatic service-vending machines	1.398	3.762	14.865	129.758
84798969	Electrically operated non-automatic service-vending machines	15.651	7.195.007	362.343	10.034.325
84798970	Non-electrically operated automatic service-vending machines	153.184	1.022.560	2.261.249	22.435.867
84799010	Non-electrically operated non-automatic service-vending machines	67	14.813	90.555	270.077
84799050	Parts of goods of subheading 84798910	12.198	186.549	47.572	969.695
84799090	Parts of goods of subheading 84798950	271.838	1.305.495	2.851.932	24.874.428
84801000	Moulding boxes for metal foundry	-	15.268	-	353.296
84802000	Mould bases	2.012	220.325	27.037	740.395
84803010	Moulding patterns of copper	1	4	1	55
84803090	Moulding patterns of other materials	611	58.065	7.773	1.794.029
84804100	Moulds for metal/metal carbides injection or compression types	24.808	173.532	920.917	4.757.552
84804900	Moulds; for metal or metal carbides, other than injection or compression types	1.461	199.202	43.216	4.539.421
84805000	Moulds for glass	-	15	-	984
84806000	Moulds for mineral materials	7.153	937.212	170.326	1.587.780
84807110	Moulds for footwear soles, injection or compression types	7.817	35.175	72.595	561.864
84807190	Other moulds for rubber plastics, injections types	97.096	843.974	1.235.478	7.705.593
84807910	Moulds for footwear soles, not injection/compression types	2.121	63.273	23.605	900.125
84807990	Other moulds for rubber plastics, not injections types	49.165	262.484	217.916	3.421.326
84811011	Sluice / gate valves with 5 cm ? internal diameter ? 40 cm	1	120	1.402	2.096
84811019	Other sluice / gate valves of iron or steel	705	37.661	29.327	653.257
84811021	Sluice / gate valves of copper/copper alloy an internal diameter<= 2,5 cm	2.814	8.495	443	136.848
84811022	Sluice / gate valves of copper/copper alloy an internal diameter > 2,5 cm	-	2	-	268
84811091	Sluice / gate valves of plastics, 1 cm<=internal diameter<=2,5 cm	352	422	17	111
84811099	Other taps, cocks, valves & similar appliances for pipes, boiler shells, tanks, vats or the like	65.806	1.208.600	927.123	18.779.138
84812011	Manually operated sluice or gate valves of iron or steel with inlet or outlet of an internal diameter exceeding 5 cm but not exceeding 40 cm	-	3.527	-	34.545
84812019	Manually operated sluice or gate valves of other than iron or steel with inlet or outlet of an internal diameter exceeding 5 cm but not exceeding 40 cm	91	5.654	1.188	240.894
84812020	Sluice/gate valves of copper/alloy 1 cm ? int.diam ? 2,5 cm of plastics 1 cm<=int.diam<=2,5 cm for oleohydr/pneumatic	1.319	4.630	9.453	58.107
84812090	Other sluice/gate valves for oleohydraulic or pneumatic	136.669	2.164.144	1.704.133	28.863.516
84813010	Swing check-valves, of cast iron, with 4 cm<=an inlet of internal diameter ?60 cm	278.806	3.346.910	3.771.381	44.030.093
84813020	Swing check-valves of copper or copper alloys, with an internal diameter<= 2.5 cm	-	100	-	5.229
84813040	Swing check-valves of plastics, with 1 cm<=internal diameter<=2,5 cm	104	1.553	1.659	14.880
84813090	Other swing check-valves, of cast iron, with 4 cm<=an inlet of internal diameter ?60 cm	3.972	42.194	22.828	661.306
84814010	Safety or relief valves of copper or copper alloys,with an internal diameter of<=2.5 cm	197	2.017	6.291	41.335
84814090	Other safety or relief valves	10.611	82.101	270.978	2.678.988
84818011	Valves for inner tubes of copper or copper alloys	1	50.003	4	489.984
84818012	Valves for inner tubes of other materials	19.946	85.771	127.948	604.123
84818013	Valves for tubeless tyres of copper or copper alloys	-	19	-	113

Tabel 3 : Ekspor Indonesia menurut Komoditi (Kode HS 8 digit)

Desember 2022

Kode H S	Uraian golongan barang	Berat bersih (Kg)		Nilai F.O.B. (U S \$)	
		Bulan ini	Kumulatif	Bulan ini	Kumulatif
		(1)	(2)	(3)	(4)
84818014	Valves for tubeless tyres of other materials	7	445	2.542	32.787
84818021	Liquefied Petroleum Gas (LPG) cylinder valves of copper or copper alloys with inlet/outlet internal diameters<=2.5 cm	927	5.289	9.310	49.156
84818022	Liquefied Petroleum Gas (LPG) cylinder valves of copper or copper alloys with inlet/outlet internal diameters > 2.5 cm	-	12	-	1.903
84818030	Cocks and valves, whether or not fitted with piezo-electric igniters, for gas stoves or ranges	713	8.700	13.391	105.287
84818049	Aerated or carbonated liquid bottle valves; valves for gas operated beer dispensing units, of other than plastics, with an internal diameter of not less than 1 cm and not more than 25 cm	-	1.768	-	104.362
84818059	Mixing taps and valves, of other than plastics, with an internal diameter of not less than 1 cm and not more than 25 cm	589	108.586	11.266	1.722.597
84818061	Manually operated gate valves of cast iron with 5 cm<=an internal diameter<=40 cm	45	590	1.770	15.724
84818062	Butterfly valves, of cast iron, with an internal diameter of 8 cm or more	92.777	1.033.953	1.489.290	16.307.940
84818063	Other water pipeline valves	1.950	40.741	26.224	69.809
84818065	Hog nipple waterers; of plastics and more than 25 cm in internal diameter	-	181	-	7.018
84818067	Nipple joint valves; of plastics and more than 25 cm in internal diameter	215	1.303	1.893	30.228
84818072	Ball valves; of plastics and more than 25 cm in internal diameter	4.418	47.681	50.493	253.736
84818073	Gate valves, manually operated, of iron or steel; having inlet and outlet internal diameters of more than 5 cm but not more than 40 cm	97.257	1.074.161	978.941	10.848.265
84818077	Gate valves, manually operated, of iron or steel; having inlet and outlet internal diameters of not more than 5 cm	16.697	80.477	353.023	1.763.287
84818079	Manifold valves; of plastics and more than 25 cm in internal diameter	8	1.170	8.525	17.670
84818081	Pneumatically controlled valves; of plastics and of not less than 1 cm and not more than 25 cm in internal diameter	11	580	573	21.121
84818082	Pneumatically controlled valves; of plastics and more than 25 cm in internal diameter	187	2.803	4.622	106.242
84818083	Fuel cut-off valves for vehicles of heading 8702, 8703 or 8704, with an inlet internal diameter of less than 1 cm of plastic	26	1.088	116	7.681
84818093	Fuel cut-off valves for vehicles of heading 8702, 8703 or 8704, of other material	264	305	200	6.303
84818094	Other valves of plastics; with an inlet internal diameter of less than 1 cm	179	1.346	2.968	44.053
84818095	Other valves of plastics; with an inlet internal diameter not less than 1 cm and not more than 25 cm	-	4	-	1.715
84818097	Other valves of plastics, manually operated, weighing less than 3 kg, surface treated or made of stainless steel or nickel	-	859	-	152.717
84818098	Water taps of copper or copper alloy with an internal diameter 25 cm or less	3	1.866	15	41.090
84818099	Water taps of copper or copper alloy with an internal diameter more than 25 cm	111.486	1.239.602	1.051.280	14.643.078
84819010	Housings for sluice or gate valves with inlet or outlet of an internal diameter exceeding 50 mm but not exceeding 400 mm	10.992	183.013	237.680	2.245.214
84819021	Bodies, for water taps	33.999	257.098	226.819	2.108.111
84819022	Bodies, for Liquefied Petroleum Gas (LPG) cylinder valves	-	1	-	95
84819023	Bodies, other than for water taps and LPG cylinder valves	6.603	53.665	98.169	882.091
84819029	Other parts for taps, cocks, valves (excluding inner tube valves and valves for tubeless tyres) and similar appliances of 25 mm or less in internal diameter	6.838	30.277	20.600	733.533
84819031	Valve bodies or stems of inner tube or tubeless tyre valves; of copper or copper alloys	787	1.927	8.750	16.830

Tabel 3 : Ekspor Indonesia menurut Komoditi (Kode HS 8 digit)

Desember 2022

Kode H S	Uraian golongan barang	Berat bersih (Kg)		Nilai F.O.B. (U S \$)	
		Bulan ini	Kumulatif	Bulan ini	Kumulatif
		(1)	(2)	(3)	(4)
84819039	Valve bodies or stems of inner tube or tubeless tyre valves; other than of copper or copper alloys	11.395	219.584	240.496	4.525.562
84819041	Valve cores of inner tube or tubeless tyre valves; of copper or copper alloys	-	64	-	960
84819049	Valve cores of inner tube or tubeless tyre valves; other than of copper or copper alloys	897	22.112	20.382	413.364
84819090	Other valve cores of inner tube or tubeless tyre valves	102.220	848.185	1.288.228	9.359.471
84821000	Ball bearings	439.359	6.951.295	8.827.355	141.840.475
84822000	Tapered roller bearings, including cone and tapered roller assemblies	484	2.749	95.301	1.083.245
84823000	Spherical roller bearings	3.791	17.115	35.117	195.964
84824000	Needle roller bearings, including cage and needle roller assemblies	10	9.675	323	125.222
84825000	Other cylindrical roller bearings, including cage and roller assemblies	104	1.465	1.995	110.139
84828000	Other bearings, including combined ball/roller bearings	93.576	1.157.754	226.733	2.901.708
84829100	Parts of ball/roller bearings; balls, needles and rollers	363.207	3.735.232	1.856.025	19.485.153
84829900	Parts of ball/roller bearings; other than balls, needles and rollers	18.601	180.504	234.829	2.696.026
84831010	Transmission shafts and cranks; for machinery of heading 8428 or 8430	6.056	62.171	24.006	786.332
84831024	Cam shafts and crank shafts for engines of vehicles of Chapter 87; for vehicles of heading 8711	118.116	1.778.430	1.585.979	30.251.132
84831025	Cam shafts and crank shafts for engines of vehicles of Chapter 87; for vehicles other than heading 8711 of a cylinder capacity <= 2.000 cc	17.816	984.552	214.363	8.563.502
84831026	Cam shafts and crank shafts for engines of vehicles of Chapter 87; for vehicles other than heading 8711 of a 2.000 cc < cylinder capacity <= 3.000 cc	101.043	1.060.400	569.190	6.926.139
84831027	Cam shafts and crank shafts for engines of vehicles of Chapter 87; for vehicles other than heading 8711 of a cylinder capacity > 2.000 cc	30.756	873.056	71.125	3.116.374
84831031	Transmission shafts and cranks; of an output <= 2.238 kW	14	122	4	4.800
84831039	Other transmission shafts and cranks	141	3.806	4.413	21.241
84831090	Other transmission shafts and cranks; for marine propulsion engines	94.580	1.389.305	1.425.998	18.068.503
84832020	Bearing housings, incorporating ball or roller bearings; for machinery of heading 8429 or 8430	18	596	505	9.990
84832030	Bearing housings, incorporating ball or roller bearings; for engines of vehicles of Chapter 87	-	85	-	6.453
84832090	Bearing housings, incorporating ball or roller bearings; other than for machinery of heading 8429/8430 and engines of vehicles of Chapter 87	225	14.457	3.759	114.595
84833030	Bearing housings, not incorporating ball or roller bearings; plain shaft bearings; for engines of vehicles of Chapter 87	40.413	319.251	639.743	4.940.895
84833090	Bearing housings, not incorporating ball or roller bearings; plain shaft bearings; other than for engines of vehicles of Chapter 87	4.373	635.533	317.846	7.455.310
84834020	Gears and gearing/wheels/chain sprockets & other transmission elements; ball/roller screws; gear boxes & other speed changers, including torque converters; for marine vessels	-	11.513	-	15.061
84834030	Gears and gearing/wheels/chain sprockets & other transmission elements; ball/roller screws; gear boxes & other speed changers, including torque converters; for machinery of heading 8429/8430	154.624	1.637.217	2.707.387	30.125.208
84834040	Gears and gearing/wheels/chain sprockets & other transmission elements; ball/roller screws; gear boxes & other speed changers, including torque converters; for engines of vehicles of Chapter 87	58.168	506.311	762.281	6.705.810

Tabel 3 : Ekspor Indonesia menurut Komoditi (Kode HS 8 digit)

Desember 2022

Kode H S	Uraian golongan barang	Berat bersih (Kg)		Nilai F.O.B. (U S \$)	
		Bulan ini	Kumulatif	Bulan ini	Kumulatif
(1)	(2)	(3)	(4)	(5)	(6)
84834090	Other gears and gearing/wheels/chain sprockets & other transmission elements; ball/roller screws; gear boxes & other speed changers, including torque converters	186.437	2.746.479	1.261.537	14.878.672
84835000	Flywheels and pulleys, including pulley blocks	508.552	6.491.234	1.148.020	16.431.157
84836000	Clutches and shaft couplings (including universal joints)	2.344	225.590	44.672	2.404.941
84839011	Toothed wheels, chain sprockets and other transmission elements presented separately; parts of goods of subheading 848310; for tractors of subheading 870110 or 870191 to 870195	7.718	82.217	35.453	255.963
84839013	Toothed wheels, chain sprockets and other transmission elements presented separately; parts of goods of subheading 848310; for other tractors of heading 8701	-	320.867	-	287.582
84839014	Toothed wheels, chain sprockets and other transmission elements presented separately; parts of goods of subheading 848310; for goods of heading 8711	111.326	1.239.905	1.030.435	23.350.316
84839015	Toothed wheels, chain sprockets and other transmission elements presented separately; parts of goods of subheading 848310; for other goods of Chapter 87	67	419	1.094	7.841
84839019	Toothed wheels, chain sprockets and other transmission elements presented separately; parts of goods of subheading 848310 other than of HS 84839011 - 84839015	9.465	144.456	79.720	1.126.434
84839091	Toothed wheels, chain sprockets and other transmission elements presented separately; parts of goods of subheading 848310; for tractors of subheading 870110 or 870191 to 870195	396	15.220	4.478	152.368
84839093	Toothed wheels, chain sprockets and other transmission elements presented separately; other than parts of goods of subheading 848310; for other tractors of heading 8701	-	11	-	72
84839095	Toothed wheels, chain sprockets and other transmission elements presented separately; other than parts of goods of subheading 848310; for other goods of Chapter 87	9.419	198.690	101.735	2.034.467
84839099	Toothed wheels, chain sprockets and other transmission elements presented separately; other than parts of goods of subheading 848310 other than of HS 84839091 - 84839055	240.635	2.553.046	2.578.053	24.998.227
84841000	Gaskets and similar joints of metal sheeting combined with other material or of two or more layers of metal	48.266	508.304	1.107.938	12.099.190
84842000	Mechanical seals	160.165	1.585.412	2.901.504	28.464.620
84849000	Other gaskets and similar joints of metal sheeting combined with other material or of two or more layers of metal; sets or assortments of gaskets and similar joints, dissimilar in composition, put up in pouches, envelopes or similar packings; mechanical seals	16.533	129.821	737.831	3.979.185
84859010	Parts of machines for additive manufacturing; of subheading 84852000	-	2	-	105
84859090	Parts of machines for additive manufacturing; other than of subheading 84852000	-	27	-	33.729
84861030	Machines for working any material by removal of material, by laser or other light or photon beam in the production of semiconductor wafers	-	71	-	1.419
84861090	Machines and apparatus for the manufacture of boules or wafers n.e.c. in subheading 848610	-	4.547	-	323
84862019	Film formation equipment other than HS 84862011, 84862012, 84862013	-	3.250	-	22.100
84862039	Other etching and stripping equipment	-	2	-	19
84862042	Lithography equipment; step and repeat aligners	-	1	-	71
84862091	Lasercutters for cutting contacting tracks in semiconductor production by laser beam	-	634	-	4.400
84862099	Other machines and apparatus for the manufacture of semiconductor devices or of electronic integrated circuits	415	1.961	38.535	452.579
84863010	Apparatus for dry etching patterns on flat panel display substrates	-	18	-	50

Tabel 3 : Ekspor Indonesia menurut Komoditi (Kode HS 8 digit)

Desember 2022

Kode H S	Uraian golongan barang	Berat bersih (Kg)		Nilai F.O.B. (U S \$)	
		Bulan ini	Kumulatif	Bulan ini	Kumulatif
(1)	(2)	(3)	(4)	(5)	(6)
84864020	Die attach apps,tape automated bonders,wire bonders&encapsulation equip for the assem of semiconductors;automated machines for transport,handling&storage of semiconductor wafers,wafer cassettes,wafer box&oth materials for semiconductor devices	1	4.709	1.902	140.757
84864030	Moulds for manufacture of semiconductor devices	-	66	-	4.058
84864040	Optical stereoscopic microscopes fitted with equipment specifically designed for the handling and transport of semiconductor wafers or reticles	-	6	-	432
84864050	Photomicrographic microscopes fitted with equipment specifically designed for the handling and transport of semiconductor wafers or reticles	-	31	-	1.253
84864090	Other machines and apparatus specified in Note 11 ©	-	3.218	-	48.003
84869014	Tool holders and self-opening dieheads; work holders; dividing heads and other special attachments for machine-tools	1.408	2.418	16.127	45.794
84869015	Other parts and accessories of machines for sawing monocrystal semiconductor boules into slices, or wafers into chips	-	267	-	180.947
84869016	Parts and accessories of grinding, polishing and lapping machines for processing of semiconductor wafers	-	16	-	337
84869019	Parts and accessories of machines and apparatus for the manufacture of semiconductor devices or of electronic integrated circuits other than of hs codes 84869021-84869028	-	70	-	2.850
84869024	Tool holders and self-opening dieheads; work holders; dividing heads and other special attachments for machine-tools of of spraying appliances for etching, stripping or cleaning	-	72	-	26.068
84869025	Oth parts and accessories of spraying appliances for etching, stripping/cleaning semiconductor wafers; of apps for wet etching, developing, stripping/cleaning semiconductor wafers; of dry etching patterns on semiconductor materials	-	4	-	189
84869026	Tool holders and self-opening dieheads; workholders; dividing heads and other special attachments for machine-tools of dicing machines for scribing or scoring semiconductor wafers	114	219	577	1.869
84869027	Other parts and accessories of dicing machines for scribing or scoring semiconductor wafers; of lasercutters for cutting tracks in semiconductor production by laser beam; of machines for bending, folding and straightening semiconductor leads	-	1.230	-	16.475
84869029	Parts and accessories of machines and apparatus for the manufacture of semiconductor devices or of electronic integrated circuits, n.e.c. in subheading 848690.2	-	150	-	140
84869033	Other parts and accessories of apparatus for wet etching, developing, stripping or cleaning flat panel displays	-	509	-	1.077
84869036	Parts and accessories of apparatus for physical deposition on flat panel display substrates	-	7	-	20
84869042	Parts and accessories of die attach apparatus, tape automated bonders, wire bonders and of encapsulation equipment for assembly of semiconductors	233	1.011	253.403	852.180
84869043	Parts and accessories of automated machines for the transport, handling and storage of semiconductor wafers, wafer cassettes, wafer boxes and other materials for semiconductor devices	-	1	-	53
84869049	Parts and accessories of machines or apparatus specified in Note 11 (C) to this Chapter, n.e.c. in subheading 848690.4	1.504	26.051	424.748	4.809.415
84871000	Ships' or boats' propellers and blades therefor	998	93.669	2.143	3.050.203

Tabel 3 : Ekspor Indonesia menurut Komoditi (Kode HS 8 digit)

		Desember 2022			
Kode H S	Uraian golongan barang	Berat bersih (Kg)		Nilai F.O.B. (U S \$)	
		Bulan ini	Kumulatif	Bulan ini	Kumulatif
(1)	(2)	(3)	(4)	(5)	(6)
84879000	Other machinery parts, not containing electrical connectors, insulators, coils, contacts or other electrical features, not specified or included elsewhere in this Chapter	46.359	715.619	156.645	10.274.333
85011021	Of a kind used for the goods of heading 8415, 8418, 8450, 8509 or 8516 parts and accessories of machines for sawing monocrystal semiconductor boules into slices, or wafers into chips	406	6.739	5.665	102.897
85011022	Other, of an output not exceeding 5 W parts and accessories of machines for sawing monocrystal semiconductor boules into slices, or wafers into chips	5	270	658	28.684
85011029	Other stepper motors of an output not exceeding 375 W	85.068	1.069.354	2.345.687	32.437.605
85011041	Of a kind used for the goods of heading 8415, 8418, 8450, 8509 or 8516 parts and accessories of machines for sawing monocrystal semiconductor boules into slices, or wafers into chips	11	951	243	25.619
85011049	Other DC motors; other than used for the goods of heading 8415, 8418, 8450, 8509 or 8516; of an output not exceeding 375 W	671.054	9.269.851	10.441.458	149.107.051
85011051	Of a kind used for the goods of heading 8415, 8418, 8450, 8509 or 8516 parts and accessories of machines for sawing monocrystal semiconductor boules into slices, or wafers into chips	-	1	-	2
85011059	Stepper motors; other than used for the goods of heading 8415, 8418, 8450, 8509 or 8516	327	1.187	15.743	120.957
85011060	Other motors including universal (AC/DC) motors; spindle motors	15.427	199.119	470.697	5.824.266
85011091	Of a kind used for the goods of heading 8415, 8418, 8450, 8509 or 8516 parts and accessories of machines for sawing monocrystal semiconductor boules into slices, or wafers into chips	-	45	-	833
85011099	Other motors including universal (AC/DC) motors; other than used for the goods of heading 8415, 8418, 8450, 8509 or 8516	20.652	155.875	547.579	3.850.397
85012019	Universal AC/DC motors of an output not exceeding 1 kW other than; of a kind used for the goods of heading 8415, 8418, 8450, 8509 or 8516	-	79.736	-	235.225
85012029	Universal AC/DC motors of an output exceeding 1 kW other than; of a kind used for the goods of heading 8415, 8418, 8450, 8509 or 8516	17	5.386	1.641	121.065
85013130	Parts and accessories motors of a kind used for the goods of heading 8415, 8418, 8450, 8509 or 8516	800	3.812	14.504	78.246
85013160	Parts and accessories motors of a kind used for vehicles in chapter 87	2.332	27.409	34.696	501.164
85013170	DC motors of an output not exceeding 750 W of a kind used other than for HS Codes 85013130 & 85013160	373.967	3.751.415	3.779.029	41.296.378
85013180	Parts and accessories generators	2.125	50.685	11.187	106.671
85013221	Motors of a kind used for the goods of heading 8415, 8418, 8450, 8509 or 8516 parts and accessories of machines for sawing monocrystal semiconductor boules into slices, or wafers into chips	-	154	-	8.666
85013225	Other motors of an output exceeding 750 W but not exceeding 375 kW	973	9.607	22.809	325.483
85013226	Generators parts and accessories of machines for sawing monocrystal semiconductor boules into slices, or wafers into chips	290	1.098	960	6.280

Tabel 3 : Ekspor Indonesia menurut Komoditi (Kode HS 8 digit)

Desember 2022

Kode H S	Uraian golongan barang	Berat bersih (Kg)		Nilai F.O.B. (U S \$)	
		Bulan ini	Kumulatif	Bulan ini	Kumulatif
(1)	(2)	(3)	(4)	(5)	(6)
85013232	Other motors of an output exceeding 375 kW but not exceeding 75 kW	-	59	-	230
85013233	Generators parts and accessories of machines for sawing monocrystal semiconductor boules into slices, or wafers into chips	-	1.738	-	9.618
85013310	Parts and accessories of an output exceeding 75 kW but not exceeding 375 kW of a kind used for vehicles in chapter 87	-	34	-	234
85013390	Parts and accessories of an output exceeding 75 kW but not exceeding 375 kW other than used for vehicles in chapter 87	-	12	-	4.278
85013400	Parts and accessories of an output exceeding 375 kW	80	31.765	74	217.218
85014011	AC motors, single-phase of an output not exceeding 1 kW; of a kind used for the goods of heading 8415, 8418, 8450, 8509 or 8516	3	32	276	722
85014019	AC motors, single-phase of an output not exceeding 1 kW other than; of a kind used for the goods of heading 8415, 8418, 8450, 8509 or 8516	54	723	348	13.350
85014021	AC motors, single-phase of an output exceeding 1 kW of a kind used for the goods of heading 8415, 8418, 8450, 8509 or 8516	5	917	168	26.252
85014029	AC motors, single-phase of an output exceeding 1 kW other than; of a kind used for the goods of heading 8415, 8418, 8450, 8509 or 8516	36	1.165.359	7.090	6.139.053
85015111	AC motors, multi-phase; of an output not exceeding 750 W of a kind used for the goods of heading 8415, 8418, 8450, 8509 or 8516	-	5.542	-	30.864
85015119	AC motors, multi-phase; of an output not exceeding 750 W other than of a kind used for the goods of heading 8415, 8418, 8450, 8509 or 8516	38	1.201	1.148	21.970
85015219	AC motors, multi-phase; of an output not exceeding 1k W other than of a kind used for HS Codes 85015211 & 85015212	105	2.417	800	38.814
85015229	AC motors, multi-phase; of an output exceeding 1 kW but not exceeding 375 kW of a kind used for HS Codes 85015221 & 85015222	427	9.859	4.992	86.950
85015231	AC motors, multi-phase; of an output exceeding 375 kW but not exceeding 75 kW of a kind used for the goods of heading 8415, 8418, 8450	-	18	-	5.197

Tabel 3 : Ekspor Indonesia menurut Komoditi (Kode HS 8 digit)

Desember 2022

Kode H S	Uraian golongan barang	Berat bersih (Kg)		Nilai F.O.B. (U S \$)	
		Bulan ini	Kumulatif	Bulan ini	Kumulatif
(1)	(2)	(3)	(4)	(5)	(6)
85015232	AC motors, multi-phase; of an output exceeding 375 kW but not exceeding 75 kW of a kind used for vehicles in Chapter 87	-	488	-	3.670
85015239	AC motors, multi-phase; of an output exceeding 375 kW but not exceeding 75 kW other than of a kind used for HS Code 85015231 & 85015232	637	13.906	759	41.272
85015310	AC motors, multi-phase; of an output not exceeding 75 kW of a kind used for vehicles in Chapter 87	-	25	-	8.274
85015390	AC motors, multi-phase; of an output not exceeding 75 kW other than of a kind used for vehicles in Chapter 87	-	76.199	-	551.804
85016110	AC generators (alternators), other than photovoltaic generators of an output not exceeding 125 kVA	43	43	329	329
85016120	AC generators (alternators), other than photovoltaic generators of an output exceeding 125 kVA	1	1.290	1.469	5.553
85016220	AC generators (alternators), other than photovoltaic generators of an output exceeding 150 kVA but not exceeding 375 kVA	-	2.000	-	25.329
85016300	AC generators (alternators), other than photovoltaic generators of an output exceeding 375 kVA but not exceeding 750 kVA	-	68.199	-	653.232
85016400	AC generators (alternators), other than photovoltaic generators of an output exceeding 750 kVA	5	16.005	899	46.505
85021100	Generating sets with compression- ignition internal combustion piston engines (diesel or semi-diesel engines) of an output not exceeding 75 kVA	41.293	629.461	305.205	4.465.128

Tabel 3 : Ekspor Indonesia menurut Komoditi (Kode HS 8 digit)

Desember 2022

Kode H S	Uraian golongan barang	Berat bersih (Kg)		Nilai F.O.B. (U S \$)	
		Bulan ini	Kumulatif	Bulan ini	Kumulatif
(1)	(2)	(3)	(4)	(5)	(6)
85021210	Generating sets with compression- ignition internal combustion piston engines (diesel or semi-diesel engines) of an output exceeding 75 kVA but not exceeding 125 kVA	-	8.992	-	40.127
85021220	Generating sets with compression- ignition internal combustion piston engines (diesel or semi-diesel engines) of an output exceeding 125 kVA but not exceeding 375 kVA	-	53.491	-	383.809
85021320	Generating sets with compression- ignition internal combustion piston engines (diesel or semi-diesel engines) of an output of 12,500 kVA or more	-	47.800	-	73.750
85021390	Generating sets with compression- ignition internal combustion piston engines (diesel or semi-diesel engines) of an 375 kVA < output < 12,500 kVA	167.820	1.426.019	150.908	1.639.712
85022010	Generating sets with spark -ignition internal combustion piston engines ; of an output not exceeding 75 kVA	2.325	58.595	15.000	29.429
85022020	Generating sets with spark -ignition internal combustion piston engines ; of an output exceeding 75 kVA but not exceeding 100 kVA	-	20	-	100
85022030	Generating sets with spark -ignition internal combustion piston engines ; of an output exceeding 100 kVA but not exceeding 10,000 kVA	23.425	751.404	173.500	3.226.354
85022049	Generating sets with spark -ignition internal combustion piston engines ; of an 10,000 kVA < output < 12,500 kVA	2.718	14.813	7.990	26.845
85023110	Other generating sets wind-powered of an output not exceeding 10,000 kVA	-	9.932	-	202.524
85023910	Other generating sets ; other of an output not exceeding 10 kVA	-	165	-	628.922
85023920	Other generating sets ; other of an output exceeding 10 kVA but not exceeding 10,000 kVA	-	139.804	-	399.839
85023939	Other generating sets; other than wind-powered; of an 10.000 kVA < output <= 12.500 kVA	338	262.814	5.706	718.508
85024000	Electric rotary converters	24	214	760	23.974
85030020	Parts of generators (including generating sets) of heading 8501 or 8502, of an output of 12,500 kVA or more	5	1.795	15	25.516
85030090	Other parts suitable for use solely or principally with the machines of heading 8501 or 8502	105.254	1.457.213	2.854.997	38.084.224
85041000	Ballasts for discharge lamps or tubes	81	1.439	1.402	10.585
85042111	Instrument transformers with a power handling capacity <= 1 kVA and of a high side voltage of 110 kV or more; liquid dielectric transformers	8.099	132.281	113.011	1.837.282
85042119	Instrument transformers with a 1 kVA < power handling capacity <= 5 kVA and of a high side voltage of 110 kV or more; liquid dielectric transformers	680	52.635	1.342	423.987
85042192	Instrument transformers with a 5 kVA < power handling capacity <= 10 kVA and of a high side voltage of 110 kV or more; liquid dielectric transformers	-	345	-	5.874
85042193	Instrument transformers with a 5 kVA < power handling capacity <= 10 kVA and of a high side voltage of 66 kV or more, but less than 110 kV; liquid dielectric transformers	-	150	-	6.210
85042199	Instrument transformers with a 5 kVA < power handling capacity <= 10 kVA and of a high side voltage of less than 66 kV; liquid dielectric transformers	6.063	178.345	51.675	1.010.181
85042211	Of a high side voltage of 66 kV or more parts and accessories of machines for sawing monocrystal semiconductor boules into slices, or wafers into chips	-	576	-	59
85042219	Liquid dielectric transformers; having a power handling capacity exceeding 650 kVA but not exceeding 10,000 kVA; of a high side voltage of less than 66 kV	95.858	167.872	410.825	734.998
85042292	Of a high side voltage of 110 kV or more parts and accessories of machines for sawing monocrystal semiconductor boules into slices, or wafers into chips	33.013	404.191	743.928	8.773.074

Tabel 3 : Ekspor Indonesia menurut Komoditi (Kode HS 8 digit)

Desember 2022

Kode H S	Uraian golongan barang	Berat bersih (Kg)		Nilai F.O.B. (U S \$)	
		Bulan ini	Kumulatif	Bulan ini	Kumulatif
(1)	(2)	(3)	(4)	(5)	(6)
85042299	Liquid dielectric transformers; having a power handling capacity exceeding 650 kVA but not exceeding 10,000 kVA; other than step-voltage regulators; of a high side voltage of less than 66 kV	26.655	755.137	201.625	4.117.050
85042310	Parts and accessories having a power handling capacity not exceeding 15,000 kva	-	217.585	-	1.824.364
85042322	Exceeding 20,000 kVA but not exceeding 30,000 kVA parts and accessories of machines for sawing monocrystal semiconductor boules into slices, or wafers into chips	40.137	80.274	389.121	778.241
85042329	Liquid dielektric transformers having a power handling capacity exceeding 15,000 kVA ; otherthan not exceeding 20,000 kVA and exceeding 20,000 kVA but not exceeding 30,000 kVA	88.686	2.174.059	333.445	16.548.438
85043111	With a voltage rating of 110 kV or more parts and accessories of machines for sawing monocrystal semiconductor boules into slices, or wafers into chips	5.979	54.611	170.321	1.441.483
85043112	With a voltage rating of 66 kV or more, but less than 110 kV parts and accessories of machines for sawing monocrystal semiconductor boules into slices, or wafers into chips	367	1.029	1.472	1.535
85043113	With a voltage rating of 1 kV or more, but less than 66 kV parts and accessories of machines for sawing monocrystal semiconductor boules into slices, or wafers into chips	1.424	41.141	16.191	434.385
85043119	Other transformers instrument potential transformers otherthan with a voltage rating of 110 kV or more ; 66 kV or more but less than 110 kV and 1 kV or more but less than 66 kV	4.271	61.105	157.622	2.275.269
85043121	Other transformers instrument current transformers ; Ring type current transformers with a voltage rating not exceeding 220 kV	631	7.663	9.269	329.508
85043122	Other transformers instrument current transformers ; otherthan Ring type current transformers with a voltage rating not exceeding 220 kV	-	38	-	587
85043124	With a voltage rating of 1 kV or more, but less than 66 kV parts and accessories of machines for sawing monocrystal semiconductor boules into slices, or wafers into chips	3.214	108.235	45.647	2.046.039
85043129	Other transformers instrument current transformers ; otherthan with a voltage rating of 110 kV or more ; of 66 kV or more but less than 110 kV and of 1 kV or more but less than 66 kV	550	2.822	7.873	65.798
85043140	Parts and accessories intermediate frequency transformers	34.064	366.520	346.078	4.137.976
85043191	Of a kind used with toys, scale models or similar recreational models parts and accessories of machines for sawing monocrystal semiconductor boules into slices, or wafers into chips	-	28	-	516
85043192	Other matching transformers parts and accessories of machines for sawing monocrystal semiconductor boules into slices, or wafers into chips	183	6.130	4.187	187.258
85043193	Step up/down transformers; slide regulators parts and accessories of machines for sawing monocrystal semiconductor boules into slices, or wafers into chips	567	6.719	13.303	155.634
85043199	Other transformers otherthan of a kind used with toys, scale models or similar recreational models ; other matching transformers and step up/down transformers ; slide regulators	48.850	562.618	809.423	15.301.387
85043219	Other transformers instrument transformer (potential and current) of a power handling capacity not exceeding 5 kVA ; otherthan matching transformers	-	1.931	-	22.543
85043220	Parts and accessories other, of a kind used with toys, scale models or similar recreational models	0	1.067	10	6.247
85043230	Parts and accessories other, having a minimum frequency of 3 mhz	20	20	593	593

Tabel 3 : Ekspor Indonesia menurut Komoditi (Kode HS 8 digit)

Desember 2022

Kode H S	Uraian golongan barang	Berat bersih (Kg)		Nilai F.O.B. (U S \$)	
		Bulan ini	Kumulatif	Bulan ini	Kumulatif
(1)	(2)	(3)	(4)	(5)	(6)
85043249	Other, of a power handling capacity not exceeding 10 kVA otherthan matching transformers	-	48	-	762
85043259	Other, of a power handling capacity exceeding 10 kVA otherthan matching transformers	-	375	-	47.947
85043319	Other transformers of a high side voltage of 66 kV or more ; otherthan matching transformers	-	36	-	1.250
85043399	Other transformers having a power handling capacity exceeding 16 kVA but not exceeding 500 kVA ; otherthan matching transformers	1	3.417	1	27.735
85043413	Other transformers having a power handling capacity exceeding 10,000 kVA and of a high side voltage of 66 kV or more ; otherthan matching transformers ; explosion proof dry type transformers	-	25.337	-	300.589
85043415	Explosion proof dry type transformers having a power handling capacity not exceeding 15,000 kVA	6.890	15.520	64.000	120.572
85043423	Explosion proof dry type transformers of a high side voltage of 66 kV or more	-	40	-	196
85043424	Other transformers of a high side voltage of 66 kV or more ; otherthan matching transformers ; explosion proof dry type transformers	66.731	606.511	1.188.688	9.881.193
85043429	Other transformers having a power handling capacity exceeding 15,000 kVA ; otherthan matching transformers ; explosion proof dry type transformers	-	4.333	-	95.992
85044011	Parts and accessories uninterruptible power supplies (ups)	278	24.806	3.606	681.151
85044019	Static converters Inverters ; for automatic data processing machines and units thereof and telecommunications apparatus otherthan uninterruptible power supplies (UPS)	28.113	776.617	2.030.675	37.145.073
85044020	Static converters battery chargers having a rating exceeding 100 kVA	3.838	83.858	98.031	4.886.874
85044030	Static converters other rectifiers	7.256	80.192	885.985	5.929.992
85044040	Static converters Inverters	59.104	517.003	2.093.405	18.466.084
85044090	Other static converters other than of subheading 85044011, 85044019, 85044020, 85044030, 85044040	746.771	7.413.334	24.828.584	260.394.307
85045010	Inductors for power supplies for automatic data processing machines and units thereof, and for telecommunications apparatus	116.510	1.833.807	4.946.784	72.820.801
85045020	Chip type fixed inductors	7.638	99.193	1.743.062	20.498.316
85045093	Parts and accessories having a power handling capacity not exceeding 2,500 kva	11.448	53.357	397.418	2.299.342
85045094	Parts and accessories having a power handling capacity exceeding 2,500 kva but not exceeding 10,000 kva	207	15.825	13.831	181.629
85045095	Parts and accessories having a power handling capacity exceeding 10,000 kva	2	147	19	7.135
85049010	Parts of goods of subheading 850410	150.400	1.165.616	177.947	1.044.289
85049020	Printed circuit assemblies for the goods of subheading 85044011, 85044019 or 85045010	0	2.839	2.477	505.319
85049031	Radiator panels; flat tube radiator assemblies of a kind used for distribution and power transformers for electrical transformers of a capacity not exceeding 10,000 kVA	-	2.233	-	9.438
85049039	Parts for electrical transformers of a capacity not exceeding 10000 kVA other than subheading 85049041	5	14.279	50	1.897.509
85049041	Radiator panels; flat tube radiator assemblies of a kind used for distribution and power transformers for electrical transformers of a capacity exceeding 10,000 kVA	98	28.661	5.733	171.999
85049049	Parts for electrical transformers of a capacity exceeding 10000 kVA other than subheading 85049049	-	81	-	1.766
85049090	Other parts of electrical transformers, static converters and inductors	67.570	1.177.272	2.089.536	37.909.057
85051100	Permanent magnets and articles intended to become permanent magnets after magnetisation of metal	288.265	3.723.030	2.480.682	31.194.000
85051900	Permanent magnets and articles intended to become permanent magnets after magnetisation of other than metal	3.582	41.760	100.922	357.522

Tabel 3 : Ekspor Indonesia menurut Komoditi (Kode HS 8 digit)

Desember 2022

Kode H S	Uraian golongan barang	Berat bersih (Kg)		Nilai F.O.B. (U S \$)	
		Bulan ini	Kumulatif	Bulan ini	Kumulatif
(1)	(2)	(3)	(4)	(5)	(6)
85052000	Electro-magnetic couplings, clutches and brakes	341	6.499	5.326	121.090
85059010	Electro-magnets of a kind used solely or principally for magnetic resonance imaging apparatus other than electromagnets of heading 9018	625	13.337	21.372	238.536
85059020	Electro-magnetic lifting heads	-	10	-	1.613
85059090	Other electro-magnets, including parts	76.407	556.996	840.477	5.726.700
85061011	Primary cells and primary batteries; manganese dioxide; having an external volume <= 300 cm3; zinc-carbon	1.600.886	19.180.117	6.291.245	75.525.294
85061012	Primary cells and primary batteries; manganese dioxide; having an external volume <= 300 cm3; alkaline	1.101.619	8.743.377	6.858.384	51.492.305
85061019	Primary cells and primary batteries; manganese dioxide; having an external volume <= 300 cm3; other than zinc-carbon/alkaline	1.138.255	20.593.200	4.973.024	81.172.500
85061091	Primary cells and primary batteries; manganese dioxide; having an external volume > 300 cm3; zinc-carbon	57	101	166	201
85061099	Primary cells and primary batteries; manganese dioxide; having an external volume > 300 cm3; other than zinc-carbon	135	36.071	16.688	884.020
85063000	Primary cells and primary batteries; mercuric oxide	239	3.112	4.018	37.338
85064000	Primary cells and primary batteries; silver oxide	2.382	49.071	616.478	12.429.567
85065000	Primary cells and primary batteries; lithium	259.778	4.319.270	16.736.656	229.915.748
85066090	Primary cells and primary batteries; air-zinc; having an external volume > 300 cm3	23.923	82.398	9.335	76.987
85068030	Other primary cells and primary batteries; having an external volume <= 300 cm3	-	71.274	-	451.028
85068090	Other primary cells and primary batteries; having an external volume > 300 cm3	29.661	392.511	2.711.146	43.054.797
85069000	Parts of primary cells and primary batteries	42.939	1.120.741	711.668	15.413.626
85071010	Lead-acid, used for starting piston engines; used for aircraft	1	915	172	37.372
85071092	Lead-acid, used for starting piston engines; other than for aircraft; nominal voltage of 6 V or 12 V, with a discharge capacity <= 200 Ah; of a height (excluding terminals and handles) <= 13 cm	2.786	33.767	28.128	1.193.116
85071095	Lead-acid, used for starting piston engines; other than for aircraft; nominal voltage of 6 V or 12 V, with a discharge capacity <= 200 Ah; 13 < height (excluding terminals and handles) <= 23 cm	257.430	3.383.488	716.080	8.967.821
85071096	Lead-acid, used for starting piston engines; other than for aircraft; nominal voltage of 6 V or 12 V, with a discharge capacity <= 200 Ah; of a height (excluding terminals and handles) > 23 cm	790.491	11.052.144	1.808.292	27.403.111
85071097	Lead-acid, used for starting piston engines; other than for aircraft; nominal voltage of 6 V or 12 V, with a discharge capacity > 200 Ah; of a height (excluding terminals and handles) <= 13 cm	55.830	195.169	341.337	1.190.890
85071098	Lead-acid, used for starting piston engines; other than for aircraft; nominal voltage of 6 V or 12 V, with a discharge capacity > 200 Ah; 13 < height (excluding terminals and handles) <= 23 cm	-	97	-	4.787
85071099	Lead-acid, used for starting piston engines; other than for aircraft; nominal voltage of 6 V or 12 V, with a discharge capacity > 200 Ah; of a height (excluding terminals and handles) > 23 cm	1.897.258	26.906.077	5.437.740	74.081.205
85072010	Other lead-acid accumulators; used for aircraft	7	67	200	3.888
85072094	Other lead-acid accumulators; other than for aircraft; nominal voltage of 6 V or 12 V, with a discharge capacity <= 200 Ah; of a height (excluding terminals and handles) <= 13 cm	72.701	683.924	178.745	1.681.442
85072095	Other lead-acid accumulators; other than for aircraft; nominal voltage of 6 V or 12 V, with a discharge capacity <= 200 Ah; 13 < height (excluding terminals and handles) <= 23 cm	200.482	3.282.480	569.612	8.754.911

Tabel 3 : Ekspor Indonesia menurut Komoditi (Kode HS 8 digit)

Desember 2022

Kode H S	Uraian golongan barang	Berat bersih (Kg)		Nilai F.O.B. (U S \$)	
		Bulan ini	Kumulatif	Bulan ini	Kumulatif
(1)	(2)	(3)	(4)	(5)	(6)
85072097	Other lead-acid accumulators; other than for aircraft; nominal voltage of 6 V or 12 V, with a discharge capacity > 200 Ah; of a height (excluding terminals and handles) <= 13 cm	-	40	-	11.988
85072098	Other lead-acid accumulators; other than for aircraft; nominal voltage of 6 V or 12 V, with a discharge capacity > 200 Ah; 13 < height (excluding terminals and handles) <= 23 cm	-	5.389	-	60.252
85072099	Other lead-acid accumulators; other than for aircraft; nominal voltage of 6 V or 12 V, with a discharge capacity > 200 Ah; of a height (excluding terminals and handles) > 23 cm	-	5.858	-	108.815
85073010	Nickel-cadmium; used for aircraft	7	76	4.950	10.110
85073090	Nickel-cadmium; used other than for aircraft	690	30.903	1.110	52.487
85075010	Nickel-metal hydride; used for aircraft	-	1	-	1
85075020	Nickel-metal hydride; used for vehicles in Chapter 87	-	185	-	153
85075090	Nickel-metal hydride; used other than for aircraft/vehicles in Chapter 87	211	11.422	9.261	253.282
85076031	Lithium-ion battery pack; used for laptops including notebooks and subnotebooks	42	14.127	847	4.109.188
85076032	Lithium-ion battery pack; used for aircraft	-	21	-	1.859
85076033	Lithium-ion battery pack; used for vehicles in Chapter 87	23	3.381	2.406	60.664
85076039	Lithium-ion battery pack; used other than for laptops including notebooks and subnotebooks/aircraft/vehicles in Chapter 87	5	346	335	16.585
85076090	Lithium-ion other than battery pack	145.687	648.898	544.195	2.740.930
85078019	Other accumulators; used for aircraft; other than nickel-iron	-	12.939	-	14.234
85078020	Other accumulators; used for laptops including notebooks and subnotebooks	219	59.458	4.633	380.642
85078091	Other accumulators; used for aircraft/laptops including notebooks and subnotebooks; nickel-iron	-	31	-	149
85078099	Other accumulators; used for aircraft/laptops including notebooks and subnotebooks; other than nickel-iron	120.280	5.300.983	2.155.988	41.161.242
85079011	Parts of electric accumulators; plates; of goods of subheading 85071092, 85071095, 85071096, 85071097, 85071098 or 85071099	-	1.273	-	5.929
85079019	Parts of electric accumulators; plates; other than of goods of subheading 85071092/85071095/85071096/85071097/85071098/85071099/used for aircraft	69.854	1.482.608	226.996	4.625.767
85079092	Parts of electric accumulators; other than plates; battery separators, ready for use, of materials other than poly(vinyl chloride)	596.665	5.165.905	2.229.660	18.486.576
85079093	Parts of electric accumulators; other than plates; of goods of subheading 85071092, 85071095, 85071096, 85071097, 85071098 or 85071099	264	533	2.475	5.038
85079099	Parts of electric accumulators; other than plates	18.812	267.332	60.394	1.026.873
85081100	Vacuum cleaners; with self-contained electric motor; of a power <= 1,500 W and having a dust bag or other receptacle capacity not exceeding 20 l	967.830	10.885.122	5.879.138	72.041.750
85081910	Vacuum cleaners; with self-contained electric motor; of a kind suitable for domestic use	7	835	90	12.015
85081990	Vacuum cleaners; with self-contained electric motor; not suitable for domestic use	-	284	-	3.456
85086000	Other vacuum cleaners	29	47.071	258	395.029
85087010	Parts of vacuum cleaners of subheading 85081100 or 85081910	2.212	3.168	8.658	44.814
85087090	Parts of vacuum cleaners other than subheading 85081100 or 85081910	12.463	105.971	86.859	816.828
85094000	Food grinders and mixers; fruit or vegetable juice extractors	12.108	303.605	49.237	1.323.031
85098020	Kitchen waste disposers	-	20	-	80
85098090	Electro-mechanical domestic appliances; other than floor polishers/kitchen waste disposers	113.830	1.385.530	5.136.106	82.919.905

Tabel 3 : Ekspor Indonesia menurut Komoditi (Kode HS 8 digit)

Desember 2022

Kode H S	Uraian golongan barang	Berat bersih (Kg)		Nilai F.O.B. (U S \$)	
		Bulan ini	Kumulatif	Bulan ini	Kumulatif
		(1)	(2)	(3)	(4)
85099010	Parts of floor polishers	6.289	29.539	85.071	319.849
85099090	Parts of electro-mechanical domestic appliances other than floor polishers	1.208	184.810	48.905	3.770.118
85101000	Shavers	122.455	2.628.737	5.669.839	110.275.192
85102000	Hair clippers	106.737	2.990.972	3.632.874	102.589.138
85103000	Hair-removing appliances	2	6	39	192
85109000	Parts of shavers, hair clippers and hair-removing appliances, with self-contained electric motor	53.596	997.835	810.217	29.592.580
85111010	Sparkling plugs suitable for aircraft engines	-	41	-	19.960
85111020	Sparkling plugs suitable for motor vehicles engines	13.723	203.744	204.250	4.127.619
85111090	Sparkling plugs suitable for other than aircraft/motor vehicle engines	42.332	874.920	1.493.448	26.370.168
85112010	Ignition magnetos; magneto-dynamos; magnetic flywheels; suitable for aircraft engines	500	1.196	1.910	10.107
85112021	Ignition magnetos; magneto-dynamos; magnetic flywheels; suitable for motor vehicle engines; unassembled	25.217	58.732	218.284	763.638
85112029	Ignition magnetos; magneto-dynamos; magnetic flywheels; suitable for motor vehicle engines; assembled	47.854	290.774	489.680	3.164.344
85112099	Ignition magnetos; magneto-dynamos; magnetic flywheels; suitable for other than aircraft/motor vehicle engines; assembled	26	39	209	395
85113041	Distributors; ignition coil; suitable for motor vehicle engines; unassembled	451	4.995	16.384	175.367
85113049	Distributors; ignition coil; suitable for motor vehicle engines; assembled	6.942	90.446	190.638	2.352.872
85113091	Distributors; ignition coil; suitable for other than aircraft/motor vehicle engines; unassembled	164	2.914	3.321	57.841
85113099	Distributors; ignition coil; suitable for other than aircraft/motor vehicle engines; assembled	2.733	21.251	46.453	422.270
85114010	Starter motors and dual purpose starter-generators; used for aircraft engines	17	3.962	16.447	526.589
85114021	Other unassembled starter motors for engines of vehicles of heading 8702/8703/8704/8705	-	36	-	747
85114029	Other unassembled starter motors for engines of vehicles other than heading 8702/8703/8704/8705	913	13.191	43.207	615.836
85114031	Assembled starter motors for engines of vehicles of headings 8701	-	85	-	1.632
85114032	Assembled starter motors for engines of vehicles of headings 8702/8703/8704	65.471	927.089	754.234	11.844.086
85114033	Assembled starter motors for engines of vehicles of headings 8705	52	52	1.200	1.200
85114091	Dual purposes starter-generators for engines of vehicles of heading 8702/8703/8704/8705	-	25	-	424
85114099	Dual purposes starter-generators for engines of vehicles other than heading 8702/8703/8704/8705	150.060	568.497	1.808.090	6.861.198
85115010	Other generators used for aircraft engines	7	900	100	4.300
85115021	Other unassembled alternators for engines of vehicles of heading 8702/8703/8704/8705	-	3.263	-	222.459
85115029	Other unassembled alternators for engines of vehicles other than heading 8702/8703/8704/8705	5.114	29.440	5.691	29.935
85115031	Assembled alternators for engines of vehicles of heading 8701	-	75	-	2.656
85115032	Assembled alternators for engines of vehicles of heading 8702/8703/8704	35.851	654.541	516.712	8.438.053
85115091	Other generators for engines of vehicles of heading 8702/8703/8704/8705	7.367	20.260	114.823	305.333
85115099	Other generators for engines of vehicles other than heading 8702/8703/8704/8705	1.561	68.312	12.407	687.455
85118010	Other equipment used for aircraft engines	-	1	-	700
85118020	Other equipment used for motor vehicles engines	4.617	67.767	84.458	795.954
85118090	Other equipment used for other than aircraft or motor vehicles engines	1.027	37.662	10.740	1.016.176

Tabel 3 : Ekspor Indonesia menurut Komoditi (Kode HS 8 digit)

Desember 2022

Kode H S	Uraian golongan barang	Berat bersih (Kg)		Nilai F.O.B. (U S \$)	
		Bulan ini	Kumulatif	Bulan ini	Kumulatif
(1)	(2)	(3)	(4)	(5)	(6)
85119010	Parts of electrical ignition/starting equipment/generators; used for aircraft engines	0	15	31	8.033
85119020	Parts of electrical ignition/starting equipment/generators; suitable for motor vehicles engines	184.924	1.611.256	2.108.457	17.234.936
85119090	Parts of electrical ignition/starting equipment/generators; other than for aircraft/motor vehicles engines	12.152	405.528	210.645	4.894.216
85121000	Lighting or visual signalling equipment of a kind used on bicycles	-	126	-	6.175
85122020	Unassembled lighting or visual signalling equipment	26.515	293.538	626.314	5.352.803
85122091	Assembled lighting or visual signalling equipment; for motorcycles	196.930	1.418.264	5.128.318	40.033.517
85122099	Assembled lighting or visual signalling equipment; other than for motorcycles	111.424	1.383.088	2.919.655	21.610.848
85123010	Horns and sirens, assembled	194.052	2.992.345	2.228.978	33.818.939
85123020	Unassembled sound signalling equipment	2.569	13.721	163.513	1.305.852
85123091	Assembled sound signalling equipment; obstacle detection (warning) devices for vehicles	4	8.213	317	810.971
85123099	Assembled sound signalling equipment; other than obstacle detection (warning) devices for vehicles	6.922	123.937	136.103	4.634.019
85124000	Windscreen wipers, defrosters and demisters	328.625	2.661.498	4.078.978	32.567.806
85129010	Parts of windscreen wipers/defrosters/demisters of goods subheading 851210	675	37.905	699	199.322
85129020	Parts of windscreen wipers/defrosters/demisters of goods subheading 851220/851230/851240	852.139	7.963.363	7.846.051	117.815.484
85131030	Miners' helmet lamps and quarrymen's lamps	-	96	-	75
85131090	Portable electric lamps; other than miners' helmet lamps and quarrymen's lamps	9.260	583.151	235.021	7.226.477
85139010	Parts of miners' helmet lamps or quarrymen's lamps	-	244	-	21.070
85139030	Parts of flashlight reflectors; flashlight switch slides of plastics	-	2.111	-	130.938
85139090	Parts of other portable electric lamps	1.533	99.434	2.759	313.870
85141100	Hot isostatic presses	396	5.468	10.765	75.028
85141900	Resistance heated furnaces and ovens; other than hot isostatic presses	-	13.095	-	241.230
85142020	Electric furnaces or ovens for the manufacture of printed circuit boards/printed wiring boards or printed circuit assemblies	-	1.622	-	15.540
85142090	Furnaces and ovens functioning by induction or dielectric loss; other than electric furnaces or ovens for the manufacture of printed circuit boards/printed wiring boards or printed circuit assemblies	8	3.317	258	139.005
85143190	Electron beam furnaces other than for the manufacture of printed circuit boards/printed wiring boards or printed circuit assemblies	144	3.067	1.890	158.665
85143910	Other furnaces and ovens; for the manufacture of printed circuit boards/printed wiring boards or printed circuit assemblies	-	3.062	-	13.865
85143990	Other furnaces and ovens; other than for the manufacture of printed circuit boards/printed wiring boards or printed circuit assemblies	-	1.000	-	1.771
85144000	Other equipment for the heat treatment of materials by induction or dielectric loss	-	10.757	-	176.005
85149020	Parts of industrial or laboratory electric furnaces or ovens for the manufacture of printed circuit boards/printed wiring boards or printed circuit assemblies	24	24	64	64
85149090	Parts of other equipment for the heat treatment of materials by induction or dielectric loss	-	5.832	-	37.492
85151100	Soldering irons and guns	188	1.753	2.699	5.618
85151919	Other machines and apparatus for soldering components on printed circuit boards/printed wiring boards :	450	738	2.664	24.056
85151990	Other brazing or soldering machines and apparatus	-	6.639	-	78.017

Tabel 3 : Ekspor Indonesia menurut Komoditi (Kode HS 8 digit)

Desember 2022

Kode H S	Uraian golongan barang	Berat bersih (Kg)		Nilai F.O.B. (U S \$)	
		Bulan ini	Kumulatif	Bulan ini	Kumulatif
(1)	(2)	(3)	(4)	(5)	(6)
85152100	Machines and apparatus for resistance welding of metal; fully or partly automatic	11	132	94	9.644
85152900	Machines and apparatus for resistance welding of metal; non-automatic	432	101.022	5.934	443.692
85153100	Machines and apparatus for arc (including plasma arc) welding of metals; fully or partly automatic	4.120	51.514	25.203	605.502
85153910	AC arc welders, transformer type	-	15.109	-	248.518
85153990	Machines and apparatus for arc (including plasma arc) welding of metals; non-automatic	648	16.803	3.063	206.872
85158010	Electric machines and apparatus for hot spraying of metals or sintered metal carbides	-	750	-	10.000
85158090	Other machines and apparatus	359	16.446	9.911	330.858
85159010	Parts of AC arc welders, transformer type	2.652	16.150	7.990	278.320
85159021	Parts of wave soldering machines	3	34	112	1.472
85159029	Parts of machines and apparatus for soldering components on printed circuit boards/printed wiring boards; other than parts of wave soldering machines	4	2.083	1.504	56.644
85159090	Other parts of machines and apparatus for soldering components on printed circuit boards/printed wiring boards	2.575	123.160	50.372	4.881.623
85161011	Water dispenser fitted only with water heater, for domestic use	2.553	62.133	6.051	91.173
85161019	Water dispenser fitted only with water heater; other than for domestic use	735	54.260	11.064	823.668
85161030	Immersion heaters	2.032	5.131	48.848	125.454
85162100	Storage heating radiators	-	218	-	9.442
85162900	Other electric space heating apparatus and electric soil heating apparatus	13.143	316.063	151.568	3.726.519
85163100	Hair dryers	101	7.253	189	4.390
85163200	Other hair-dressing apparatus	91	7.292	206	94.830
85163300	Hand-drying apparatus	5	5	5	5
85164010	Electric smoothing irons; of a kind designed to use steam from industrial boilers	-	324	-	129
85164090	Other electric smoothing irons	561.163	6.817.985	7.953.810	96.799.075
85165000	Microwave ovens	11.155	251.418	42.485	3.433.176
85166010	Rice cookers	10.043	354.424	42.821	1.791.967
85166090	Other ovens; cookers, cooking plates, boiling rings, grillers and roasters :	62.795	2.041.069	475.008	14.522.752
85167100	Coffee or tea makers	749.803	15.828.614	11.013.971	239.133.498
85167200	Toasters	76	3.963	419	24.066
85167910	Kettles	191	2.926	467	5.449
85167990	Other electro-thermic appliances	31.137	226.526	943.705	6.960.177
85168010	Electric heating resistors for type-founding or type-setting machines; for industrial furnaces	-	85	-	3.600
85168030	Electric heating resistors for domestic appliances	319	3.521	2.999	7.814
85168090	Other electric heating resistors	226	8.257	12.558	314.124
85169021	Sealed hotplates for domestic appliances	-	69	-	781
85169029	Other parts of goods of subheading 851633, 851650, 851660, 851671or 85167910 :	4.127	102.410	146.023	3.009.663
85169030	Parts of goods of subheading 851610	-	12	-	15
85169040	Parts of electric heating resistors for type-founding or type-setting machines	-	15	-	439
85169090	Other parts of electric heater appliances	135.008	1.107.110	2.291.881	15.976.243
85171100	Line telephone sets with cordless handsets	21.917	431.708	562.847	11.385.959
85171300	Smartphones	64.046	569.624	37.284.803	327.174.365
85171400	Other telephones for cellular networks or for other wireless networks	5	523	930	48.773
85171800	Other telephone sets	3.135	99.546	535.888	11.107.869
85176100	Base stations	11	10.744	680	383.646
85176210	Radio transmitters and radio receivers of a kind used for simultaneous interpretation at multilingual conferences	3.752	108.175	104.163	9.688.056
85176230	Telephonic or telegraphic switching apparatus	40.801	1.149.781	7.808.033	120.754.342
85176241	Modems including cable modems and modem cards	637.983	5.290.329	76.477.859	609.854.333

Tabel 3 : Ekspor Indonesia menurut Komoditi (Kode HS 8 digit)

Desember 2022

Kode H S	Uraian golongan barang	Berat bersih (Kg)		Nilai F.O.B. (U S \$)	
		Bulan ini	Kumulatif	Bulan ini	Kumulatif
(1)	(2)	(3)	(4)	(5)	(6)
85176242	Concentrators or multiplexers	4	140	2.000	31.400
85176243	Control and adaptor units, including gateways, bridges, routers and other similar apparatus designed only for connection with automatic data processing machines of heading 8471	224.835	2.982.355	21.361.651	278.044.549
85176249	Other apparatus for carrier-current line systems or for digital line systems	414.583	2.084.707	55.447.490	230.739.069
85176251	Wireless LANs	464	8.389	574.639	9.657.347
85176252	Transmission and reception apparatus of a kind used for simultaneous interpretation at multilingual conferences	1	13	10	228
85176253	Other transmission apparatus incorporating reception apparatus for radio-telephony or radio- telegraphy	-	418	-	34.771
85176259	Other transmission apparatus incorporating reception apparatus other than of subheading 85176251, 85176252, 85176253, 85176259	752	34.564	23.576	4.923.534
85176261	Other transmission apparatus for radio-telephony or radio- telegraphy	-	14.734	-	495.281
85176269	Other transmission apparatus other than for radio-telephony or radio- telegraphy	4.603	86.763	2.943.091	47.107.596
85176291	Portable receivers for calling, alerting or paging and paging alert devices, including pagers	-	5.918	-	374.369
85176292	Portable receivers for radio-telephony or radio-telegraphy	9	138	5.578	51.987
85176299	Other portable receivers	85.199	1.083.239	19.232.250	188.034.035
85176900	Other apparatus for transmission or reception of voice, images or other data	5.024	120.504	1.069.099	24.472.250
85177100	Aerials and aerial reflectors of all kinds; parts suitable for use therewith	329	3.638	5.944	135.933
85177910	Parts of control and adaptor units including gateways, bridges and routers	27.555	399.297	5.367.174	63.870.982
85177921	Parts of transmission apparatus, oth than radio-broadcasting or TV transmission apparatus, or of portable receivers for calling, alerting/paging & paging alert devices; of cellular telephones	123.059	594.265	1.695.102	13.521.022
85177929	Parts of transmission apparatus, oth than radio-broadcasting or TV transmission apparatus, or of portable receivers for calling, alerting/paging & paging alert devices; oth than of cellular telephones	11.281	48.210	297.264	3.305.713
85177931	Other printed circuit boards, assembled; of goods for line telephony or line telegraphy	203	21.929	39.515	3.009.636
85177939	Other printed circuit boards, assembled; other than of goods for line/radio-telephony or line/radio-telegraphy	689	9.062	78.363	2.487.562
85177991	Other printed circuit boards, unassembled; of goods for line telephony or line telegraphy	1.301	2.223	19.470	47.496
85177992	Other printed circuit boards, unassembled; of goods for radio-telephony or radio-telegraphy	5	297	352	16.922
85177999	Other printed circuit boards, unassembled; other than of goods for line/radio-telephony or line/radio-telegraphy	20.594	216.279	907.969	19.730.703
85181011	Microphones having a frequency range of 300 Hz to 3,400 Hz, with a diameter not exceeding 10 mm and a height not exceeding 3 mm, for telecommunication use	-	1.188	-	38.575
85181019	Other microphones, whether or not with their stands	1.098	36.219	31.019	1.144.182
85181090	Microphone stands	1.697	13.451	51.609	597.895
85182110	Single loudspeakers, mounted in their enclosures; box speaker type	265.967	3.856.718	2.661.152	37.016.672
85182190	Single loudspeakers, mounted in their enclosures; other than box speaker type	38.973	1.210.731	298.451	6.953.002
85182210	Multiple loudspeakers, mounted in the same enclosure; box speaker type	312.140	4.578.571	3.935.958	54.379.335
85182290	Multiple loudspeakers, mounted in the same enclosure; other than box speaker type	33.832	208.614	278.087	2.076.634

Tabel 3 : Ekspor Indonesia menurut Komoditi (Kode HS 8 digit)

Desember 2022

Kode H S	Uraian golongan barang	Berat bersih (Kg)		Nilai F.O.B. (U S \$)	
		Bulan ini	Kumulatif	Bulan ini	Kumulatif
(1)	(2)	(3)	(4)	(5)	(6)
85182920	Loudspeakers, without enclosure, having a frequency range of 300 Hz to 3,400 Hz, with a diameter not exceeding 50 mm, for telecommunication use	6.678	185.931	101.858	3.006.973
85182990	Loudspeakers, without enclosure, having a frequency range of 300 Hz to 3,400 Hz, with a diameter exceeding 50 mm, for telecommunication use	514.683	8.708.686	3.641.992	63.948.209
85183010	Headphones	146	17.754	601	453.600
85183020	Earphones	2.060	41.702	92.997	5.643.095
85183040	Line telephone handsets	21	135.809	1.298	5.487.815
85183051	Other combined microphone/speaker sets; for goods of subheading 85171300 and 85171400	0	5	200	384
85183059	Other combined microphone/speaker sets; for goods other than subheading 85171300 and 85171400	-	338	-	21.829
85183090	Other than headphones/earphones/line telephone handsets/commbined microphone and speaker sets	6.538	60.224	318.808	2.617.565
85184020	Audio-frequency electric amplifiers; used as repeaters in line telephony	8.851	106.477	481.771	5.111.665
85184030	Audio-frequency electric amplifiers; used as repeaters in telephony other than line telephony	-	1	-	6
85184040	Other audio-frequency electric amplifiers; having 6 or more input signal lines, with or without elements for capacity amplifiers	-	212	-	10.208
85184090	Other audio-frequency electric amplifiers	128.634	1.603.624	1.434.688	20.600.484
85185010	Electric sound amplifier sets; having a power rating of 240 W or more	36.395	457.863	473.908	6.647.930
85185020	Electric sound amplifier sets with loudspeakers, of a kind suitable for broadcasting, having a voltage rating of 50 V or more but not exceeding 100 V	1	672	200	25.595
85185090	Other electric sound amplifier sets	23.085	245.703	967.330	12.233.240
85189010	Parts of goods of subheading 85181011, 85182920, 85183040 or 85184020, including printed circuit assemblies	66	163	1.214	6.137
85189020	Parts of goods of subheading 85184040	196	4.675	111.176	1.573.336
85189030	Parts of goods of subheading 851821 or 851822	7.932	82.863	261.240	2.756.039
85189040	Parts of goods of subheading 85182990	-	16	-	124
85189090	Other parts of microphones&stands therefor; loudspeakers; headphones&earphones, and sets consisting of a microphone&loudspeakers; audio-frequency electric amplifiers; electric sound amplifier sets	20.680	469.353	690.921	15.620.987
85192010	Apparatus for sound recording or reproducing operated by coins, tokens, disc operated record players	5	102	1.342	6.495
85192090	Apparatus for sound recording or reproducing operated by banknotes, bank cards.	20	193	256	6.886
85193000	Turntables (record-decks)	1	2.705	50	42.568
85198110	Pocket-size cassette recorders, the dimensions of which do not exceed 170 mm x 100 mm x 45 mm	-	24	-	2.001
85198120	Cassette recorders, with built-in amplifiers and one or more built-in loudspeakers, operating only with an external source of power	400	469	1.500	3.101
85198130	Compact disc players	788	4.257	50.113	147.388
85198149	Transcribing machines; other than for cinematography or broadcasting	62	1.491	2.902	201.805
85198161	Magnetic tape recorders incorporating sound reproducing apparatus, digital audio type; suitable for cinematography or broadcasting	-	793	-	10.000
85198162	Telephone answering machines	-	116	-	119
85198169	Other magnetic tape recorders incorporating sound reproducing apparatus, digital audio type	-	41	-	668
85198179	Other sound reproducing apparatus, cassette type; other than for cinematography or broadcasting	43	60	220	327
85198199	Other sound recording or reproducing apparatus; other than for cinematography or broadcasting	-	43	-	15.168
85198910	Cinematographic sound reproducers	14	29	9.000	9.734

Tabel 3 : Ekspor Indonesia menurut Komoditi (Kode HS 8 digit)

Desember 2022

Kode H S	Uraian golongan barang	Berat bersih (Kg)		Nilai F.O.B. (U S \$)	
		Bulan ini	Kumulatif	Bulan ini	Kumulatif
(1)	(2)	(3)	(4)	(5)	(6)
85198920	Record-players with or without loudspeakers	-	2	-	41
85198940	Other sound reproducing apparatus	-	4	-	2.351
85198990	Sound recording or reproducing apparatus n.e.c. in heading 8519	-	244	-	3.908
85211010	Magnetic tape-type; of a kind used in cinematography or television broadcasting	-	1	-	84
85211090	Magnetic tape-type; ther than used in cinematography or television broadcasting	401	1.470	3.505	13.713
85219019	Laser disc players; other than used in cinematography or television broadcasting	5.351	166.823	168.426	4.944.212
85219091	Video recording or reproducing apparatus, whether or not incorporating a video tuner, of a kind used in cinematography or tv broadcasting; other than laser disc	-	14	-	394
85219099	Video recording or reproducing apparatus, whether or not incorporating a video tuner n.e.c. in heading 8521	198	1.651	1.189	53.382
85221000	Pick-up cartridges	4.757	118.684	194.943	4.730.670
85229030	Printed circuit board assemblies for cinematographic sound recorders or reproducers	28	4.346	4	175.018
85229040	Audio or video tapedecks and compact disc mechanisms	432	68.725	79.268	2.037.826
85229050	Audio or video reproduction heads, magnetic type; magnetic erasing heads and rods	48	1.297	6.442	90.576
85229091	Parts and accessories for cinematographic sound recorders or reproducers other than pick-up cartridges or PCB	55.094	382.457	13.347.040	157.329.738
85229092	Parts and accessories for answering machines other than pick-up cartridges or PCB	-	2.762	-	23.972
85229093	Other parts and accessories for goods of subheading 851981 or heading 8521	-	67	-	178
85229099	Other parts and accessories suitable for use solely or principally with the apparatus of heading 8519	8.796	56.932	258.932	1.100.005
85232110	Magnetic media; cards incorporating a magnetic stripe; unrecorded	104	906	2.002	19.814
85232190	Magnetic media; cards incorporating a magnetic stripe; recorded	64	2.743	726	260.971
85232911	Magnetic media; computer tapes; of a width <= 4mm; unrecorded	119	197	2.266	4.204
85232919	Magnetic media; other than computer tapes; of a width <= 4mm; unrecorded	2.459	166.819	20.570	1.358.019
85232929	Magnetic media; other than video tapes; of a width <= 4mm; recorded	97	183	1.740	14.591
85232931	Magnetic media; computer tapes; of a 4mm < width <= 65mm; unrecorded	-	70	-	808
85232939	Magnetic media; other than computer & video tapes; of a 4mm < width <= 65mm; unrecorded	5	7	20	53
85232942	Magnetic media of a kind suitable for cinematography; of a 4mm < width <= 65mm; recorded	-	0	-	29
85232943	Magnetic media; other video tapes; of a 4mm < width <= 65mm; recorded	1	1	32	32
85232949	Other magnetic tape; of a 4mm < width <= 65mm; recorded	3	32	161	2.275
85232959	Magnetic media; other than computer & video tapes; of a width > 65mm; unrecorded	-	1	-	2
85232961	Magnetic tape >65mm for reproducing representations of instructions,data,sound,image,recorded in a machine readable binary form,capable of being manipulated/providing interactivity to a user,of an automatic data; unrecorded	1	3	437	1.470
85232969	Other magnetic tape > 65mm; unrecorded	-	1	-	4.701
85232971	Magnetic discs; unrecorded; computer hard disks and diskettes	533	2.098	22.738	201.169
85232979	Magnetic discs; unrecorded; other than computer hard disks and diskettes	36	1.380	393	5.167
85232981	Magnetic discs; recorded; used for reproducing phenomena other than sound or image; suitable for computer use	-	84	-	2.019

Tabel 3 : Ekspor Indonesia menurut Komoditi (Kode HS 8 digit)

Desember 2022

Kode H S	Uraian golongan barang	Berat bersih (Kg)		Nilai F.O.B. (U S \$)	
		Bulan ini	Kumulatif	Bulan ini	Kumulatif
(1)	(2)	(3)	(4)	(5)	(6)
85232982	Magnetic discs; recorded; used for reproducing phenomena other than sound or image; not suitable for computer use	-	33	-	1.601
85232983	Recorded magnetic discs for reproducing representations of instructions, data, sound and image, recorded in a machine readable binary form, and capable of being manipulated or providing interactivity to a user, by means of an automatic data processing machine; proprietary format storage (recorded) media	1	30	5	1.082
85232989	Recorded magnetic discs for other purpose	-	2	-	15
85232991	Other unrecorded magnetic media of a kind suitable for computer use	-	395	-	378.800
85232992	Other unrecorded magnetic media of a kind not suitable for computer use	1	1	6	6
85232993	Other recorded magnetic media for reproducing phenomena other than sound or image of a kind suitable for computer use	-	17	-	223
85232995	Oth recorded magnetic media for reproducing representations of instructions/data/sound/image,recorded in a machine readable binary form,capable of being manipulated/providing interactivity,of an auto data processing machine	-	1	-	131
85232999	Other recorded magnetic media for other purpose	2	65	13	2.621
85234110	Unrecorded optical media of a kind suitable for computer use	8	8.163	2.208	60.399
85234190	Unrecorded optical media of a kind not suitable for computer use	53	1.188	1.850	53.010
85234911	Of a kind used for reproducing phenomena other than sound or image parts and accessories of machines for sawing monocrystal semiconductor boules into slices, or wafers into chips	-	14	-	9.627
85234912	Disc for laser reading systems for reproducing sound only for educational, technical, scientific, historical or cultural	0	21	11	155
85234913	Disc for laser reading systems for reproducing sound only for other purpose other than for educational, technical, scientific, historical or cultural	73	432	8.501	29.962
85234914	Disc for laser reading systems for reproducing representations of instructions, data, sound and image, recorded in a machine readable binary form, and capable of being manipulated or providing interactivity to a user, by means of an automatic data processing machine; proprietary format storage (recorded) media	8	273	836	23.286
85234915	Oth discs for laser reading system,containing cinematographic movies oth than newsreels/travelogues/technical/scientific/other documentary movies	18	19	632	635
85234919	Disc for laser reading systems for other purpose	3	107	198	10.759
85234992	Of a kind used for reproducing sound only parts and accessories of machines for sawing monocrystal semiconductor boules into slices, or wafers into chips	-	1	-	39
85234999	Other recorded optical media for other purpose	19	1.714	903	809.032
85235111	Of a kind suitable for computer use parts and accessories of machines for sawing monocrystal semiconductor boules into slices, or wafers into chips	74	408	160.020	635.341
85235119	Unrecorded Solid-state non-volatile storage devices of a kind not suitable for computer use	162	1.182	18.328	257.753
85235121	Recorded Solid-state non-volatile storage devices for reproducing phenomena other than sound or image of a kind suitable for computer use	30	66	66	961.185
85235129	Recorded Solid-state non-volatile storage devices for reproducing phenomena other than sound or image of a kind not suitable for computer use	-	175	-	10.525

Tabel 3 : Ekspor Indonesia menurut Komoditi (Kode HS 8 digit)

Desember 2022

Kode H S	Uraian golongan barang	Berat bersih (Kg)		Nilai F.O.B. (U S \$)	
		Bulan ini	Kumulatif	Bulan ini	Kumulatif
		(1)	(2)	(3)	(4)
85235130	Recorded Solid-state non-volatile storage devices for reproducing representations of instructions, data, sound and image, recorded in a machine readable binary form, and capable of being manipulated or providing interactivity to a user, by means of an automatic data processing machine; proprietary format storage (recorded) media	-	190	-	9.576
85235192	Recorded Solid-state non-volatile storage devices of a kind suitable for cinematography	3	5	132	269
85235199	Recorded Solid-state non-volatile storage devices for other purpose	6	1.374	524	167.206
85235200	Semiconductor media; "Smart cards"	19.279	329.889	2.391.151	20.196.512
85235910	Semiconductor media; proximity cards and tags	16	18.844	1.699	42.340
85235921	Semiconductor media; unrecorded; of a kind suitable for computer use	-	9	-	225
85235929	Semiconductor media; unrecorded; other than a kind suitable for computer use	1	53	7	8.703
85235930	Semiconductor media; recorded; of a kind used for reproducing phenomena other than sound or image	-	5	-	1.123
85235940	Semiconductor media; recorded; for reproducing representations of instructions/data/sound/image, recorded in a machine readable binary form, capable of being manipulated/providing interactivity to a user, of an automatic data processing machine; proprietary format storage media	-	35	-	2.197
85235990	Other semiconductor media	6	1.161	252	70.588
85238040	Gramophone records	-	114	-	2.012
85238051	Other media for recording of sound or of other phenomena, unrecorded, of a kind suitable for computer use	118	1.382	6.905	93.774
85238059	Other media for recording of sound or of other phenomena, unrecorded, of a kind not suitable for computer use	2	56	140	1.802
85238091	Parts and accessories of a kind used for reproducing phenomena other than sound or image	143	445	200	644
85238092	Oth media for recording of sound/phenomena,recorded,for reproducing representations of instructions/data/sound/image, recorded in a machine readable binary form, and capable of being manipulated or providing interactivity,of an auto data processing machine	-	21	-	1.257
85238099	Other media for recording of sound or of other phenomena for other purpose	146	1.377	4.072	157.030
85241100	Flat panel display modules of liquid crystals, whether or not incorporating touch-sensitive screens; without drivers or control circuits	1.010	3.299	73.972	298.729
85241900	Flat panel display modules of other than liquid crystal and OLED, whether or not incorporating touch-sensitive screens; without drivers or control circuits	5	10	95	116
85249100	Flat panel display modules of liquid crystals, whether or not incorporating touch-sensitive screens; with drivers or control circuits	403.876	1.100.538	5.688.207	15.996.146
85249900	Flat panel display modules of other than liquid crystal and OLED, whether or not incorporating touch-sensitive screens; with drivers or control circuits	3	153	296	14.451
85255000	Transmission apparatus for radio-broadcasting or television, not incorporating reception apparatus or sound recording or reproducing apparatus	83	1.400	15.913	200.808
85256000	Transmission apparatus for radio-broadcasting or television, incorporating reception apparatus or sound recording or reproducing apparatus	29	1.703	4.000	434.225
85258110	Video camera recorders; high-speed goods as specified in Subheading Note 1 to this Chapter	1.157	3.417	949.623	2.412.234
85258120	Television cameras; high-speed goods as specified in Subheading Note 1 to this Chapter	31	349	241	5.541

Tabel 3 : Ekspor Indonesia menurut Komoditi (Kode HS 8 digit)

Desember 2022

Kode H S	Uraian golongan barang	Berat bersih (Kg)		Nilai F.O.B. (U S \$)	
		Bulan ini	Kumulatif	Bulan ini	Kumulatif
(1)	(2)	(3)	(4)	(5)	(6)
85258190	Digital cameras; high-speed goods as specified in Subheading Note 1 to this Chapter	4.146	51.600	145.614	2.398.803
85258210	Video camera recorders; radiation-hardened or radiation-tolerant goods as specified in Subheading Note 2 to this Chapter	58	293	20	8.741
85258220	Television cameras; radiation-hardened or radiation-tolerant goods as specified in Subheading Note 2 to this Chapter	-	879	-	32.523
85258290	Digital cameras; radiation-hardened or radiation-tolerant goods as specified in Subheading Note 2 to this Chapter	1	370	470	241.376
85258310	Video camera recorders; night vision goods as specified in Subheading Note 3 to this Chapter	1	13	100	2.919
85258320	Television cameras; night vision goods as specified in Subheading Note 3 to this Chapter	-	25	-	7.164
85258390	Digital cameras; night vision goods as specified in Subheading Note 3 to this Chapter	-	606	-	361.442
85258910	Video camera recorders; other than high-speed goods & radiation-hardened or radiation-tolerant goods & night vision goods as specified in Subheading Note 1-3 to this Chapter	30	125.785	41.109	6.395.528
85258920	Television cameras; other than high-speed goods & radiation-hardened or radiation-tolerant goods & night vision goods as specified in Subheading Note 1-3 to this Chapter	367	4.488	20.094	314.960
85258930	Web cameras	43.701	389.043	6.424.714	69.876.298
85258990	Digital cameras; other than high-speed goods & radiation-hardened or radiation-tolerant goods & night vision goods as specified in Subheading Note 1-3 to this Chapter	13.538	173.493	3.905.571	48.018.085
85261010	Radar apparatus, ground based, or of a kind for use in civil aircraft, or of a kind used solely on sea-going vessels	790	5.794	15.413	146.777
85261090	Radar apparatus of a kind used for military purpose	885	12.090	14.775	246.569
85269110	Radio navigational aid apparatus of a kind for use in civil aircraft, or of a kind used solely on sea-going vessels	4.164	5.162	117.488	259.645
85269190	Radio navigational aid apparatus, of a kind used for military purpose	8.047	485.057	857.699	46.712.569
85269200	Radio remote control apparatus	2.277	38.328	111.749	1.579.801
85271200	Pocket-size radio cassette-players	22.492	208.104	531.806	5.158.241
85271310	Portable radio-broadcast receivers capable of operating without an external source of power, combined with sound recording or reproducing apparatus; other than pocket-size radio cassette-players	423	8.386	5.770	118.923
85271390	Nonportable radio-broadcast receivers capable of operating without an external source of power; combined with sound recording or reproducing apparatus	10	120	217	781
85271920	Portable radio-broadcast receivers capable of operating without an external source of power, not combined with sound recording or reproducing; other than pocket-size radio cassette-player	22.897	540.820	414.485	8.834.845
85271990	Nonportable radio-broadcast receivers capable of operating without an external source of power, not combined with sound recording or reproducing	25	3.875	1.939	127.696
85272110	Radio-broadcast receivers combined with sound recording/reproducing apparatus, used in motor vehicles, capable of receiving & decoding digital radio data system signals	110.028	1.266.901	5.515.510	61.482.858
85272190	Radio-broadcast receivers combined with sound recording/reproducing apparatus, used in motor vehicles; not capable of receiving & decoding digital radio data system signals	13.994	532.522	814.598	23.911.312
85272900	Radio-broadcast receivers not capable of operating without an external source of power, used in motor vehicles, not combined with sound recording or reproducing apparatus	3.990	262.489	231.842	13.639.904

Tabel 3 : Ekspor Indonesia menurut Komoditi (Kode HS 8 digit)

Desember 2022

Kode H S	Uraian golongan barang	Berat bersih (Kg)		Nilai F.O.B. (U S \$)	
		Bulan ini	Kumulatif	Bulan ini	Kumulatif
(1)	(2)	(3)	(4)	(5)	(6)
85279110	Portable radio-broadcast receivers not capable of operating without an external source of power, of a kind not used in motor vehicles, combined with sound recording or reproducing apparatus	-	12	-	247
85279190	Nonportable radio-broadcast receivers not capable of operating without an external source of power, of a kind not used in motor vehicles, combined with sound recording or reproducing apparatus	-	5.852	-	45.176
85279220	Mains operated radio-broadcast receivers not capable of operating without an external source of power, not combined with sound recording or reproducing apparatus but combined with a clock	-	30	-	80
85279290	Not mains operated radio-broadcast receivers not capable of operating without an external source of power, not combined with sound recording or reproducing apparatus but combined with a clock	1	1	9	9
85279920	Mains operated reception apparatus for radio-broadcasting, not else where classified in 8527	-	9	-	505
85279990	Not mains operated reception apparatus for radio-broadcasting, not elsewhere classified in 8527	59	226	2.651	15.841
85284200	Cathode-ray tube monitors; capable of directly connecting to and designed for use with an automatic data processing machine of heading 8471	34	2.184	32.536	223.312
85284910	Colour cathode-ray tube monitors; not capable of directly connecting to and designed for use with an automatic data processing machine of heading 8471	4.030	24.792	173.190	919.501
85284920	Monochrome cathode-ray tube monitors; not capable of directly connecting to and designed for use with an automatic data processing machine of heading 8471	4	73	2.717	13.100
85285200	Monitors other than cathode-ray tube, capable of directly connecting to and designed for use with an automatic data processing machine of heading 8471	27.031	348.234	825.164	13.633.739
85285910	Colour monitors other than cathode-ray tube; not capable of directly connecting to and designed for use with an automatic data processing machine of heading 8471	172.149	2.277.221	9.917.958	101.568.677
85285920	Monochrome monitors other than cathode-ray tube; not capable of directly connecting to and designed for use with an automatic data processing machine of heading 8471	8	2.070	48	34.299
85286200	Projectors; capable of directly connecting to and designed for use with an automatic data processing machine of heading 8471	20	745	275	51.898
85286910	Projectors;not capable of directly connect & designed for use w/ an automatic data processing machine of heading 8471; having capability of projecting onto a screen diagonally measuring ≥ 300 inches	-	107	-	4.442
85286990	Projectors;not capable of directly connect & designed for use w/ an automatic data processing machine of heading 8471; having capability of projecting onto a screen diagonally measuring < 300 inches	3.442	10.379	38.035	228.099
85287111	Mains operated set top boxes which have a communications function for television, not designed to incorporate a video display or screen	140.901	1.626.145	9.793.701	96.438.436
85287119	Not mains operated set top boxes which have a communications function for television, not designed to incorporate a video display or screen	73.770	863.729	8.107.001	104.674.270
85287191	Mains operated reception apparatus for television, not designed to incorporate a video display or screen, other than set top boxes which have a communications function	3	262.610	21	11.011.480
85287199	Not mains operated reception apparatus for television, not designed to incorporate a video display or screen, other than set top boxes which have a communications function	251	9.896	130.430	385.534

Tabel 3 : Ekspor Indonesia menurut Komoditi (Kode HS 8 digit)

Desember 2022

Kode H S	Uraian golongan barang	Berat bersih (Kg)		Nilai F.O.B. (U S \$)	
		Bulan ini	Kumulatif	Bulan ini	Kumulatif
		(1)	(2)	(3)	(4)
85287210	Battery operated monitors for colour television, designed to incorporate a video display or screen	-	403	-	1.070
85287292	Liquid crystal devices (LCD), light-emitting diodes (LED) and other flat panel display type for colour television; designed to incorporate a video display or screen	4.085.536	51.377.821	83.020.141	1.283.384.548
85287299	Monitors for colour television oth than cathode-ray tube, LCD, LED, and other flat panel display type; designed to incorporate a video display or screen	93	14.206	8.429	220.450
85287300	Monitors for monochrome television	3.974	21.036	12.473	203.487
85291021	Parabolic aerial reflector dishes for television reception and parts thereof	2.806	12.196	2.495	29.666
85291029	Parabolic aerial reflector dishes for direct broadcast multi- media systems other than for television reception, and parts thereof	6.557	43.711	241.358	2.536.580
85291030	Telescopic, rabbit and dipole antennae for television or radio receivers; parts suitable for use therewith	84.218	2.127.335	785.581	16.862.106
85291040	Aerial filters and separators; parts suitable for use therewith	-	77	-	1.398
85291093	Aerials & aerial reflectors oth than parabolic/telescopic/aerial filters & separators/feed horns, of a kind used with transmission apparatus for radio-broadcasting; parts suitable for use therewith	7.141	70.330	62.836	619.567
85291094	Aerials & aerial reflectors oth than parabolic/telescopic/aerial filters & separators/feed horns, of a kind used with transmission apparatus for television; parts suitable for use therewith	1	8	5	109
85291099	Aerials&aerial reflectors oth than parabolic/telescopic/aerial filter & separator/feed horn,used w/ transmission apparatus oth than for radio-broadcasting/television;parts suitable for use therewith	2.757	48.687	108.967	1.139.124
85299020	Parts of decoders	203	15.626	56.666	1.259.575
85299040	Parts of digital cameras or video camera recorders	678	6.497	18.636	632.913
85299051	Printed circuit boards, assembled; for goods of subheading 852550 or 852560	25	7.742	50	179.799
85299052	Printed circuit boards, assembled; for goods of subheading 852713, 852719, 852721, 852729, 852791 or 852799	52.527	552.116	2.103.808	22.682.504
85299053	Printed circuit boards, assembled, for flat panel displays	49.453	1.082.890	4.526.116	86.853.166
85299054	Printed circuit boards, assembled, for television receivers	140	3.181	8.853	217.785
85299055	Printed circuit boards, assembled; for goods of heading 8528; other than for flat panel displays or television receivers	240	18.289	82.845	158.714
85299059	PCB, assembled; other than for goods of subheading 852550,852560,852713,852719,852721,852729,852791,852799,8528	690	6.391	297.343	2.073.902
85299091	Parts for television receivers other than aerial and PCB	71.990	1.122.310	2.243.769	35.596.235
85299094	Parts for flat panel display other than aerial and PCB	726.371	11.647.274	11.756.252	234.848.668
85299099	Parts suitable for use solely or principally with the apparatus of headings 8524 to 8528; other than aerials and PCB, not for television receivers or flat panel display	24.517	782.993	331.845	9.102.378
85308000	Electrical signalling, safety or traffic control equipment for roads, inland waterways, parking facilities, port installations or airfields (other than those of heading 8608)	-	4.993	-	27.807
85309000	Part of electrical signalling, safety or traffic control equipment for railways, tramways, roads, inland waterways, parking facilities, port installations or airfields (oth than heading 8608)	1	321	488	49.421
85311010	Burglar alarms	29.202	514.406	3.652.016	76.229.785
85311020	Fire alarms	0	28	19	6.840
85311030	Smoke alarms; portable personal alarms (shrill alarms)	6	220	231	62.520
85311090	Alarms except burglar or fire alarms or smoke alarm; portable personal alarm (shrill alarms)	48.887	610.281	1.742.846	23.818.018

Tabel 3 : Ekspor Indonesia menurut Komoditi (Kode HS 8 digit)

Desember 2022

Kode H S	Uraian golongan barang	Berat bersih (Kg)		Nilai F.O.B. (U S \$)	
		Bulan ini	Kumulatif	Bulan ini	Kumulatif
		(1)	(2)	(3)	(4)
85312000	Indicator panels incorporating liquid crystal devices (LCD) or light-emitting diodes (LED)	6.138	4.607.544	224.906	86.583.467
85318011	Electronic door bells and other door sound signalling apparatus	-	161	-	5.847
85318019	Electronic bells and other sound signalling apparatus other than door bells	1.560	55.928	69.688	2.883.559
85318021	Vacuum fluorescent display panels	-	85	-	364
85318029	Flat panel displays (including electro-luminescence, plasma and other technologies) other than vacuum fluorescent display panels	-	1.442	-	67.240
85318090	Electric sound or visual signalling apparatus (bells, sirens), other than electronic bells or flat panel displays	28.552	611.997	774.884	14.084.085
85319010	Part of electric sound or visual signalling apparatus, including printed circuit assemblies of subheading 853120, 85318021 or 85318029	-	1.053	-	8.744
85319030	Part of electric sound signalling other than door bells or door sound signalling apparatus	1	13	6	1.129
85319090	Part of visual signalling apparatus	4.957	120.828	100.690	1.935.777
85321000	Electrical capacitors, fixed, designed for use in 50/60 Hz circuits and having a reactive power handling capacity of not less than 05 kvar (power capacitors)	2	111	1.584	11.416
85322100	Tantalum capacitors	8.036	178.715	7.271.296	165.672.580
85322200	Aluminium electrolytic capacitors	865.383	10.039.569	25.236.713	261.234.036
85322300	Ceramic dielectric, single layer capacitors	34.444	539.372	625.249	10.400.714
85322400	Ceramic dielectric, multilayer capacitors	327	24.036	39.495	909.383
85322500	Dielectric of paper or plastics capacitors	3.134	55.597	260.947	3.279.659
85322900	Electrical capacitors, fixed, other than tantalum or aluminium electrolytic or ceramic dielectric or dielectric of paper/plastics	77.198	1.105.702	11.084.660	207.682.243
85323000	Variable or adjustable (pre-set) capacitors	94	7.203	1.514	70.426
85329000	Parts of electrical capacitors, fixed, variable or adjustable (pre-set)	5	25.513	48	220.204
85331010	Electrical resistors, fixed carbon, composition or film type; surface mounted	35.000	366.464	269.632	5.477.244
85331090	Electrical resistors, fixed carbon, composition or film type; non surface mounted	208	5.575	63.835	252.809
85332100	Electrical resistors, fixed non carbon resistors; for a power handling capacity ≤ 20 W	276.164	3.297.963	11.379.953	124.306.622
85332900	Electrical resistors, fixed non carbon resistors; for a power handling capacity > 20 W	420	159.108	6.349	5.117.486
85333100	Wirewound variable resistors, including rheostats and potentiometers; for a power handling capacity ≤ 20 W	0	20	16	1.810
85333900	Wirewound variable resistors, including rheostats and potentiometers; for a power handling capacity > 20 W	3.771	4.131	111.361	115.342
85334000	Variable resistors other than wirewound, including rheostats and potentiometers	49.675	698.791	1.277.914	18.643.867
85339000	Parts electrical resistors (including rheostats and potentiometers), other than heating resistors.	241	9.834	109.700	1.930.452
85340010	Printed circuits, single-sided	131.027	1.286.673	2.383.568	24.500.768
85340020	Printed circuits, double-sided	832	12.124	674.197	7.357.767
85340030	Printed circuits, multi-layer	11.076	30.262	2.622.358	5.523.260
85340090	Printed circuits, other than single/double-sided or multi-layer	8.884	122.188	920.959	16.735.696
85351000	Fuses, for a voltage > 1,000 volts	40	3.564	227	62.123
85352110	Automatic circuit breakers, moulded case type, for a voltage > 1 kV but < 725 kV	-	34	-	1.523
85352190	Automatic circuit breakers other than moulded case type or earth leakage circuit breaker, for a voltage > 1kV but < 725 kV	1	5.277	8	283.813
85352910	Automatic circuit breakers,, earth leakage circuit breaker, for a voltage ≥ 725 kV	-	1	-	86
85352990	Automatic circuit breakers other than earth leakage circuit breaker, for a voltage ≥ 725 kV	1	2.938	1.017	19.988

Tabel 3 : Ekspor Indonesia menurut Komoditi (Kode HS 8 digit)

Desember 2022

Kode H S	Uraian golongan barang	Berat bersih (Kg)		Nilai F.O.B. (U S \$)	
		Bulan ini	Kumulatif	Bulan ini	Kumulatif
(1)	(2)	(3)	(4)	(5)	(6)
85353011	Isolating switches and make-and-break switches, disconnectors having a voltage > 1 kV but < 36 kV	-	78	-	186
85353019	Isolating switches and make-and-break switches, disconnectors having a voltage of ≥ 36 kV but ≤ 40 kV	1	1.311	70	71.781
85353090	Isolating switches and make-and-break switches, suitable for a voltage > 40 kV but < 66 kV	1.119	27.095	102	231.182
85354000	Lightning arresters, voltage limiters and surge suppressors, for a voltage > 1,000 volts	2.082	22.230	340.506	3.469.946
85359010	Bushing assemblies and tap changer assemblies for electricity distribution or power transformers, for a voltage > 1,000 volts	1.826	17.381	67.648	613.323
85359020	Change-over switches of a kind used for starting electric motors; for a voltage > 1,000 volts	-	1.485	-	5.346
85359090	Electrical apparatus for switching or protecting electrical circuits, or for making connections to or in electrical circuits, for a voltage > 1,000 volts, not elsewhere classified in heading 8535	30.928	464.634	92.791	3.785.155
85361011	Thermal fuses; glass type fuses, suitable for use in electric fans, for a voltage $\leq 1,000$ volts	-	85	-	4.999
85361012	Thermal fuses; glass type fuses, not suitable for use in electric fans, for a current < 16 A and voltage $\leq 1,000$ volts	644	8.609	24.933	352.957
85361013	Fuse blocks, of a kind used for motor vehicles, for a voltage $\leq 1,000$ volts	168	24.215	1.056	303.980
85361019	Thermal fuses; glass type fuses, voltage $\leq 1,000$ volts, not elsewhere classified or include in subheading 853610	13.432	236.150	702.953	14.177.856
85361092	Fuses other than thermal fuses and glass type fuses; not suitable for use in electric fans; for a current less than 16 A and voltage not exceeding 1,000 volts	3	142	982	11.205
85361093	Fuse blocks other than thermal and glass type fuse, of a kind used for motor vehicles; for a voltage not exceeding 1,000 volts	339	3.949	8.584	94.759
85361099	Fuses other than thermal fuses and glass type fuses, voltage $\leq 1,000$ volts, not elsewhere classified or include in subheading 853610	450	11.588	26.650	530.105
85362011	Automatic circuit breakers, moulded case type, for a voltage $\leq 1,000$ volts and current < 16 A	310	1.152	3.254	14.911
85362012	Automatic circuit breakers, moulded case type, for a voltage $\leq 1,000$ volts and current ≥ 16 A but ≤ 32 A	125	933	1.238	29.828
85362013	Automatic circuit breakers, moulded case type, for a voltage $\leq 1,000$ volts and current > 32 A but $\leq 1,000$ A	63	22.412	676	503.966
85362019	Automatic circuit breakers, moulded case type, for a voltage $\leq 1,000$ volts and current > 1,000 A	16.900	223.691	1.054.618	13.703.286
85362020	Automatic circuit breakers; non moulded case type, of a kind incorporated into electro-thermic domestic appliances of heading 8516; for a voltage $\leq 1,000$ volts;	309	12.349	8.333	146.971
85362091	Automatic circuit breakers, non-moulded case type; not incorporated into electro-thermic domestic appliances of heading 8516; for a current < 16 A and voltage $\leq 1,000$ volts;	-	22	-	384
85362099	Automatic circuit breakers, non-moulded case type, not incorporated into electro-thermic domestic appliances of heading 8516; for a current ≥ 16 A and voltage $\leq 1,000$ volts;	526	8.314	36.617	327.223
85363010	Lightning arresters for protecting electrical circuits, for a voltage $\leq 1,000$ volts	-	15	-	6.759
85363020	Electrical apparatus for protecting electrical circuits other than fuses or automatic circuit breakers, of a kind used in radio equipment or in electric fans, for a voltage $\leq 1,000$ volts	60	299	768	3.924
85363090	Electrical apparatus for protecting electrical circuits oth than fuses or auto circuit breakers; except lighting arresters or of a kind used in radio equipment/in electric fans; voltage $\leq 1,000$ volts	118.084	1.248.452	1.676.956	21.046.414
85364110	Digital relays; for a voltage ≤ 60 V	11.597	133.498	276.001	3.204.648

Tabel 3 : Ekspor Indonesia menurut Komoditi (Kode HS 8 digit)

Desember 2022

Kode H S	Uraian golongan barang	Berat bersih (Kg)		Nilai F.O.B. (U S \$)	
		Bulan ini	Kumulatif	Bulan ini	Kumulatif
(1)	(2)	(3)	(4)	(5)	(6)
85364120	Relays of a kind used in radio equipment; for a voltage ≤ 60 V	-	2	-	590
85364140	Relays other than digital relays or of a kind used in radio equipment/electric fans, for a current < 16 A and voltage ≤ 60 V	2.728	193.775	197.801	6.689.208
85364191	Semiconductor or electro-magnetic relays of voltage ≤ 28 V	68.520	1.147.448	2.567.400	40.778.570
85364199	Semiconductor or electro-magnetic relays of voltage > 28 V but ≤ 60 V	22.649	433.068	1.102.573	14.861.340
85364910	Digital relays; for a voltage exceeding 60 V but not exceeding 1,000 V	3.648	76.004	80.809	995.666
85364990	Relay other than digital; for a voltage exceeding 60 V but not exceeding 1,000 V	223.712	4.192.533	6.319.203	100.592.938
85365020	Over-current and residual-current automatic switches, for a voltage not exceeding 1,000 volts	30.852	435.855	525.050	8.354.263
85365032	Switches for electric fans; power switches for radio receivers; for a voltage ≤ 1,000 volts	-	3	-	70
85365033	High inrush switches; power switches for TV; rotary, slide, see-saw & magnetic switches for AC; commutators for stoves & ranges; microphone switches; current capacity <16 A & voltage ≤1 kV	696	7.798	115.819	1.878.005
85365039	High inrush switches; power switches for TV; rotary, slide, see-saw & magnetic switches for AC; commutators for stoves & ranges; microphone switches; current capacity ≥16 A & voltage ≤1 kV	606	12.593	52.121	614.311
85365040	Miniature switches suitable for use in rice cookers or toaster ovens, a voltage not exceeding 1,000 volts	-	1	-	2
85365051	Insulated thyristor AC switches; electronics switches, consisting of chip-on-chip technology, voltage ≤ 1,000 V; electro-mechanical snap-action switches for current < 16 A	4.150	9.474	10.560	115.578
85365059	Insulated thyristor AC switches; electronics switches, consisting of chip-on-chip technology, voltage ≤ 1,000 V; electro-mechanical snap-action switches for current ≥ 16 A but ≤ 11 A	13	1.600	400	50.728
85365061	Make-and-break switches of a kind used in domestic electrical wiring, voltage ≤ 500 V & rated current carrying capacity < 16 A	2.794	269.527	117.129	9.145.460
85365069	Make-and-break switches of a kind used in domestic electrical wiring, voltage ≤ 500 V & rated current carrying capacity ≥ 16 A but ≤ 20 A	5	4.067	10	9.132
85365095	Change-over switches of a kind used for starting electric motors; fuse switches, voltage ≤ 1,000 V	508	7.475	14.937	164.614
85365096	Electrical apparatus for switching or protecting electrical circuits n.e.c. in subheading 853650, voltage ≤ 1,000 V & current < 16 A, not suitable for use in electric fans & starting motors	61.471	701.842	4.227.014	42.825.022
85365099	Electrical apparatus for switching or protecting electrical circuits n.e.c. in subheading 853650, voltage ≤ 1,000 V & current ≥ 16 A, not suitable for use in electric fans & starting motors	209.936	2.988.564	8.094.390	126.960.450
85366111	Lamp-holders of a kind used for compact lamps or halogen lamps, for a current < 16 A and voltage ≤ 1,000 volts	-	297	-	1.600
85366119	Lamp-holders of a kind used for compact lamps or halogen lamps, for a current ≥ 16 A and voltage ≤ 1,000 volts	5	14	5	465
85366191	Lamp-holders not used for compact lamps or halogen lamps; for a current < 16 A and voltage ≤ 1,000 volts	-	259	-	18.279
85366199	Lamp-holders not used for compact lamps or halogen lamps; for a current ≥ 16 A and voltage ≤ 1,000 volts	2	4.235	10	77.588
85366910	Telephone plugs, for a voltage ≤ 1,000 volts	5	41.119	3.166	1.306.472
85366923	Audio/video sockets and cathode ray tube sockets for television or radio receivers, current ≤ 15 A and voltage ≤ 1,000 volts	-	7	-	1.628

Tabel 3 : Ekspor Indonesia menurut Komoditi (Kode HS 8 digit)

Desember 2022

Kode H S	Uraian golongan barang	Berat bersih (Kg)		Nilai F.O.B. (U S \$)	
		Bulan ini	Kumulatif	Bulan ini	Kumulatif
		(1)	(2)	(3)	(4)
85366924	Audio/video sockets and cathode ray tube sockets for television or radio receivers, current > 15 A but < 16 A and a voltage ≤ 1,000 volts	-	1	-	15
85366929	Audio/video sockets and cathode ray tube sockets for television or radio receivers, current ≥ 16 A and voltage ≤ 1,000 volts	173	1.803	2.950	76.806
85366932	Sockets and plugs for co-axial cables and printed circuits, current < 16 A and voltage ≤ 1,000 volts	57	1.923	8.732	389.831
85366939	Sockets and plugs for co-axial cables and printed circuits, current ≥ 16 A and voltage ≤ 1,000 volts	8.536	56.327	420.006	3.108.726
85366992	Plugs and sockets not for telephone or television or radio receivers or co-axial cables and printed circuits; for a current < 16 A and voltage ≤ 1,000 volts	1.238	24.109	22.553	318.937
85366999	Plugs and sockets not for telephone or television or radio receivers or co-axial cables and printed circuits; for a current of ≥ 16 A and voltage ≤ 1,000 volts	91.367	1.083.690	3.592.083	37.840.144
85367010	Connectors for optical fibres, optical fibre bundles or cables, of ceramics, for a voltage not exceeding 1,000 volts	3.964	53.984	173.887	2.119.098
85367020	Connectors for optical fibres, optical fibre bundles or cables, of copper, for a voltage not exceeding 1,000 volts	-	500	-	224
85367090	Connectors for optical fibres, optical fibre bundles or cables, of other than ceramics or copper, for a voltage not exceeding 1,000 volts	2.473	47.499	539.000	8.560.583
85369012	Connection and contact elements for wires and cables; contact probes for wafer, for a current of less than 16 A and voltage not exceeding 1,000 volts	162	4.313	54.658	334.069
85369019	Connection and contact elements for wires and cables; contact probes for wafer, for a current of 16 A or more and voltage not exceeding 1,000 volts	18.355	221.070	904.358	10.409.388
85369022	Junction boxes, for a current of less than 16 A and voltage not exceeding 1,000 volts	-	7	-	797
85369029	Junction boxes, for a current of 16 A or more and voltage not exceeding 1,000 volts	1.240	51.373	54.675	2.381.743
85369032	Cable connectors consisting of a jack plug, terminal with or without pin, connector, or adaptor for co-axial cable, for a current of less than 16 A and voltage not exceeding 1,000 volts;	24.228	301.793	2.255.538	29.492.475
85369039	Cable connectors consisting of a jack plug, terminal with or without pin, connector, or adaptor for co-axial cable, for a current of 16 A or more and voltage not exceeding 1,000 volts;	210.339	3.107.809	4.541.654	72.939.390
85369040	Battery clamps, of a kind used for motor vehicles of heading 8702, 8703, 8704 or 8711, for a voltage not exceeding 1,000 volts	-	16	-	2.845
85369093	Telephone patch panels, for a current of less than 16 A and voltage not exceeding 1,000 volts	-	12	-	121.498
85369094	Electrical apparatus for making connections to or in electrical circuits not elsewhere clasified in 8536, for a current < 16 A and voltage ≤ 1,000 volts	8.263	109.511	198.072	2.381.175
85369099	Electrical apparatus for making connections to or in electrical circuits not elsewhere spesified in 8536, for a current ≥ 16 A and voltage ≤ 1,000 volts	84.061	2.053.439	4.719.816	99.086.693
85371011	Control panels of a kind suitable for use in distributed control systems, for a voltage ≤ 1,000 V	404	108.879	30.559	3.509.327
85371012	Control panels fitted with a programmable processor, for a voltage ≤ 1,000 V	13	751	1.393	70.533
85371013	Control panels oth than a kind of for use in distributed control systems or fitted with programmable processor, suitable for goods of heading 8415, 8418, 8450, 8508, 8509 or 8516, voltage ≤ 1,000 V	3.331	32.753	283.195	2.288.200
85371019	Switchboards for a voltage ≤ 1,000 V	27.705	411.746	1.303.890	18.579.046

Tabel 3 : Ekspor Indonesia menurut Komoditi (Kode HS 8 digit)

Desember 2022

Kode H S	Uraian golongan barang	Berat bersih (Kg)		Nilai F.O.B. (U S \$)	
		Bulan ini	Kumulatif	Bulan ini	Kumulatif
(1)	(2)	(3)	(4)	(5)	(6)
85371020	Distribution boards (including back panels and back planes) for use solely or principally with goods of heading 8471, 8517 or 8525, for a voltage ≤ 1,000 V	560	5.847	145.975	3.212.463
85371030	Programmable logic controllers for automated machines for transport, handling and storage of dies for semiconductor devices, for a voltage ≤ 1,000 V	27	39.078	22.569	1.284.910
85371040	Motor controllers with output rating of 24 V to 120 V DC and with ampere rating of 300 A to 500 A, voltage ≤ 1,000 V	6.637	48.040	305.630	2.122.342
85371091	Board,panel,console,desk,cabinet oth than switchboard & control panel/distribution board/programmable logic controller/motor controller; used in radio equipment/in electric fan; voltage ≤ 1,000 V	1.560	25.111	771.021	3.697.416
85371092	Board,panel,console,desk,cabinet oth than switchboard & control panel/distribution board/programmable logic controller/motor controller;suitable use in distribututed control systems;voltage ≤ 1,000 V	3.276	17.268	568.620	6.182.529
85371099	Board,panel,console,desk,cabinet oth than switchboard & control panel/distribution board/programmable logic controller/motor controller not elsewhere clasified in subheading 853710; voltage ≤ 1,000 V	351.849	3.809.885	16.768.207	176.441.683
85372011	Switchboards, incorporating electrical instruments for breaking, connecting or protecting electrical circuits for a voltage 66 kV or more	-	91	-	2.305
85372019	Switchboards; incorporating electrical instruments for breaking, connecting or protecting electrical circuits, for a voltage exceeding 1 kV but less than 66 kV	1	21.891	45	796.927
85372029	Control panels, incorporating electrical instruments for breaking, connecting or protecting electrical circuits for a voltage exceeding 1 kV but less than 66 kV	40	56	137	520
85372090	Boards, panels, consoles, desks, cabinets & other bases, not elsewhere clasified in subheading 853720, for a voltage exceeding 1,000 V	101.312	2.899.465	2.265.230	57.964.243
85381011	Parts of programmable logic controllers for automated machines for transport, handling and storage of dies for semiconductor devices, for a voltage not exceeding 1,000 V	3	635	6.843	30.861
85381012	Parts of boards, panels, consoles, desks, cabinets and other bases for the goods of heading 8537, not equipped with their apparatus; used in radio equipment, for a voltage not exceeding 1,000 V	-	1	-	12
85381019	Part of board,panel,console,desk,cabinet & oth base for good of head 8537,not equipped w/ their apparatus oth than part of programmable logic controller/a kind used in radio equipment,voltage ≤1,000 V	5.454	226.047	631.447	2.785.032
85381021	Parts of programmable logic controllers for automated machines for transport, handling and storage of dies for semiconductor devices, for a voltage exceeding 1,000 V	-	8	-	3.065
85381022	Parts of boards, panels, consoles, desks, cabinets and other bases for the goods of heading 8537, not equipped with their apparatus, used in radio equipment, for a voltage exceeding 1,000 V	-	1	-	650
85381029	Parts of board,panel,console,desk,cabinet&oth base for good of head 8537,not equipped w/ their apparatus oth than part of programmable logic controller/a kind used in radio equipment,voltage > 1,000 V	1.378	9.084	315.975	1.979.349
85389011	Parts suitable for use solely or principally with goods of HS. 85366910, 85369012 or 85369019; voltage ≤ 1,000 V	2.608	21.114	128.283	1.606.779
85389012	Parts suitable for use solely or principally with goods of HS. 85365051, 85365059, 85366932 or 85366939; voltage ≤ 1,000 V	20.180	464.052	467.311	14.021.404
85389013	Parts suitable for use solely or principally with goods of HS. 85371020; voltage ≤ 1,000 V	27.272	282.903	2.660.854	33.778.470

Tabel 3 : Ekspor Indonesia menurut Komoditi (Kode HS 8 digit)

Desember 2022

Kode H S	Uraian golongan barang	Berat bersih (Kg)		Nilai F.O.B. (U S \$)	
		Bulan ini	Kumulatif	Bulan ini	Kumulatif
(1)	(2)	(3)	(4)	(5)	(6)
85389019	Parts suitable use solely/principally w/ apparatus of subhead 8535, 8536 or 8537; oth than HS. 85366910, 85369012, 85369019, 85365051, 85365059, 85366932, 85366939, or 85371020; voltage ≤ 1,000 V	73.935	997.415	5.434.378	63.376.099
85389020	Parts suitable for use solely or principally with the apparatus of subheading 8535, 8536 or 8537 equipped with their apparatus, voltage > 1,000 V	21.296	284.586	494.979	17.896.271
85391010	Sealed beam lamp units; for motor vehicles of Chapter 87	2.921	39.380	60.975	714.926
85391090	Sealed beam lamp units; other than for motor vehicles of Chapter 87	410	17.614	24.512	391.830
85392120	Tungsten halogen; of a kind used in medical equipment	71	7.035	21.708	104.523
85392130	Tungsten halogen; of a kind used for motor vehicles	105	1.924	683	61.992
85392140	Reflector lamp bulbs of tungsten halogen, not used in medical equipment or motor vehicles	-	2.705	-	72.425
85392190	Tungsten halogen other than reflector lamp bulbs tungsten halogen or of a kind used in medical equipment or motor vehicles	1.209	2.055	6.994	20.587
85392220	Filament lamps, excluding sealed beam units or ultra-violet or infra-red lamps or tungsten halogen, used in medical equipment; power ≤ 200 W and voltage > 100 V	-	1	-	45
85392231	Reflector lamp bulbs excluding reflector lamp bulbs of tungsten halogen, of a kind used in decorative illumination, power ≤ 60 W and voltage > 100 V	-	593	-	18.059
85392232	Reflector lamp bulbs excluding reflector lamp bulbs of tungsten halogen, of a kind used in decorative illumination, power > 60 W but ≤ 200 W and voltage > 100 V	3	104	50	1.015
85392233	Reflector lamp bulbs excluding reflector lamp bulbs of tungsten halogen, for domestic lighting, power ≤ 200 W and voltage >100 V	6.177	74.356	113.998	1.151.527
85392239	Reflector lamp bulbs excluding reflector lamp bulbs of tungsten halogen, not used in decorative illumination or domestic lighting, power ≤ 200 W and voltage >100 V	68	23.372	5.097	49.155
85392291	Filament lamps, excluding sealed beam unit, ultra-violet/infra-red lamps, tungsten halogen, and reflector lamp bulbs, used in decorative illumination, power ≤ 60 W & voltage > 100 V	1	29	23	63
85392293	Filament lamps, excluding sealed beam unit, ultra-violet/infra-red lamps, tungsten halogen, and reflector lamp bulbs, for domestic lighting, power ≤ 200 W & voltage > 100 V	-	1.795	-	36.297
85392299	Filament lamps, exclud sealed beam unit, ultra-violet/infra-red lamp, tungsten halogen & reflector lamp bulb, not used for domestic lighting & decorative illumination, power >60 W but ≤200 W & >100 V	25	1.847	168	62.809
85392910	Filament lamps, excluding sealed beam units, ultra-violet/infra-red lamps, and tungsten halogen, used in medical equipment; power > 200 W and voltage ≤ 100 V	-	55	-	758
85392920	Filament lamps, excluding sealed beam units, ultra-violet/infra-red lamps, and tungsten halogen, used for motor vehicles; power > 200 W and voltage ≤ 100 V	10.218	143.368	94.813	1.421.435
85392930	Reflector lamp bulbs, excluding sealed beam units, ultra-violet/infra-red lamps, and tungsten halogen, not used in medical equipment or motor vehicles; power > 200 W and voltage ≤ 100 V	1.575	10.877	1.461	38.091
85392941	Flashlight bulbs; miniature indicator bulbs, rated up to 225 V, of a kind suitable for medical equipment,	8	447	145	81.244
85392949	Flashlight bulbs; miniature indicator bulbs, rated up to 225 V, of a kind not suitable for medical equipment,	1	4.398	7	179.262
85392950	Filament lamps, exclud sealed beam units, ultra-violet/infra-red lamps, or tungsten halogen or flashlight bulbs; miniature indicator bulbs; capacity > 200 W but ≤ 300 W and voltage > 100 V but ≤ 225 V	-	261	-	2.053

Tabel 3 : Ekspor Indonesia menurut Komoditi (Kode HS 8 digit)

Desember 2022

Kode H S	Uraian golongan barang	Berat bersih (Kg)		Nilai F.O.B. (U S \$)	
		Bulan ini	Kumulatif	Bulan ini	Kumulatif
		(1)	(2)	(3)	(4)
85392960	Filament lamps, exclud sealed beam units, ultra-violet/infra-red lamps, or tungsten halogen or flashlight bulbs; miniature indicator bulbs; capacity ≤ 200 W and voltage ≤ 100 V	20	1.554	194	14.098
85392990	Filament lamps, exclud sealed beam units, ultra-violet/infra-red lamps, or tungsten halogen or flashlight bulbs; miniature indicator bulbs, capacity > 300 W	132	4.998	5.403	81.652
85393120	Discharge lamps, other than UV lamps, straight tubes for other fluorescent lamps; fluorescent hot cathode	4	764	27	3.377
85393130	Discharge lamps, other than UV lamps, Compact hot cathode fluorescent lamps with built-in ballast	6	464	161	4.631
85393190	Discharge lamps, oth than UV lamps; fluorescent hot cathode; not elsewhere classified in subheading 853931	9.695	66.513	23.407	193.331
85393200	Mercury or sodium vapour lamps; metal halide lamps	-	506	-	19.792
85393910	Discharge lamps, other than UV lamps; tubes for compact fluorescent lamps, other than fluorescent, hot cathode or mercury or sodium vapour lamps; metal halide lamps	225	674	119.898	358.859
85393920	Discharge lamps, other than UV lamps; cold cathode fluorescent lamps (CCFLs) for backlighting of flat panel displays	-	96	-	60
85393990	Discharge lamps, other than UV lamps; fluorescent, cold cathode; not elsewhere classified in 853939	143	13.938	114.150	2.328.992
85394100	Arc-lamps	5.396	68.432	3.310.597	39.086.153
85394900	Ultra-violet or infra-red lamps	641	39.818	14.035	519.400
85395100	Light-emitting diode (LED) modules	378	3.562	47.490	164.267
85395210	Light-emitting diode (LED) lamps, equipped with screw bases	1	492	6	10.715
85395290	Light-emitting diode (LED) lamps, not equipped with screw bases	6.802	51.071	98.496	1.068.413
85399010	Parts of aluminium end caps for fluorescent lamps; aluminium screw caps for incandescent lamps	-	438	-	12.780
85399020	Parts of electric filament or discharge lamps, oth than aluminium end caps for fluorescent lamps; aluminium screw caps for incandescent lamps; suitable for lamps of motor vehicles	438	11.200	3.143	147.749
85399030	Parts of electric filament/discharge lamps, of subhead 85395100; oth than aluminium end caps for fluorescent lamps; aluminium screw caps for incandescent lamps, not suitable for motor vehicles lamps	1	4	1	11
85399090	Parts of electric filament/discharge lamps oth than aluminium end caps for fluorescent lamps; aluminium screw caps for incandescent lamps; not suitable for motor vehicles lamps/of subhead 85395100,	1.066	8.761	664.562	1.149.489
85404010	Data/graphic display tubes, colour, with a phosphor dot screen pitch smaller than 04 mm, of a kind used for articles of heading 8525	-	5	-	2.572
85404090	Data/graphic display tubes, monochrome	90	984	850	10.897
85407100	Magnetrons	-	23	-	1.094
85407900	Microwave tubes other than magnetrons(for example, klystrons, travelling wave tubes, carcinotrons), excluding grid-controlled tubes	67	110	5.993	18.259
85408100	Receiver or amplifier valves and tubes	1	188	451	3.642
85408900	Thermionic, cold cathode or photo-cathode valves and tubes not elsewhere classified in 8540	-	20	-	10.527
85409900	Part of thermionic, cold cathode or photo-cathode valves and tubes other than cathode-ray tubes	3	1.317	420	72.279
85411000	Diodes, other than photosensitive or light-emitting diodes (LED)	3.835	55.021	1.599.901	18.505.665
85412100	Transistors, other than photosensitive transistors with a dissipation rate of less than 1 W	878	19.616	139.742	1.608.764
85412900	Transistors, other than photosensitive transistors without a dissipation rate of less than 1 W	2.959	33.443	1.381.334	9.393.809
85413000	Thyristors, diacs and triacs, other than photosensitive devices	7	16.343	3.866	2.899.388

Tabel 3 : Ekspor Indonesia menurut Komoditi (Kode HS 8 digit)

Desember 2022

Kode H S	Uraian golongan barang	Berat bersih (Kg)		Nilai F.O.B. (U S \$)	
		Bulan ini	Kumulatif	Bulan ini	Kumulatif
		(1)	(2)	(3)	(4)
85414100	Light-emitting diodes (LED), whether or not assembled with other light-emitting diodes (LED)	3.590	92.802	660.919	27.350.831
85414200	Photovoltaic cells not assembled in modules or made up into panels	59.101	217.853	6.967.468	20.734.197
85414300	Photovoltaic cells assembled in modules or made up into panels	3.222.598	26.837.011	25.372.411	175.814.606
85414900	Photosensitive semiconductor devices, other than LED and photovoltaic cells whether or not assembled in modules or made up into panels	120.290	589.591	2.045.218	20.504.524
85415100	Semiconductor-based transducers	-	111	-	1.702
85415900	Semiconductor devices other than semiconductor-based transducers	981	7.362	2.091.693	26.280.190
85416000	Mounted piezo-electric crystals	2.908	32.949	5.118.122	56.665.633
85419000	Part of semiconductor devices or photosensitive semiconductor devices or light-emitting diodes (LED) or mounted piezo-electric crystals	250	3.454	149.641	1.867.757
85423100	Electronic integrated circuits: processors and controllers, whether or not combined with memories, converters, logic circuits, amplifiers, clock and timing circuits, or other circuits	38.799	572.274	18.881.186	151.549.699
85423200	Electronic integrated circuits: memories	1.322	10.246	2.636.089	24.694.239
85423300	Electronic integrated circuits: amplifiers	111	18.991	520.279	7.075.935
85423900	Electronic integrated circuits other than processors and controllers or memories or amplifiers	73.743	767.879	25.377.007	268.791.869
85429000	Part of electronic integrated circuits	80.216	514.303	11.738.116	65.614.977
85431000	Electrical machines and apparatus, having individual functions, particle accelerators	-	80	-	93.656
85432000	Electrical machines and apparatus, having individual functions, signal generators	1.826	6.942	182.144	775.348
85433099	Machines and apparatus for electroplating, electrolysis or electrophoresis, not elsewhere classified in subheading 854330	5.269	13.794	118.433	464.850
85434000	Electronic cigarettes and similar personal electric vaporising devices	580	887	371	7.860
85437010	Electric fence energisers	-	6.155	-	78.120
85437021	Cordless infrared remote control devices for video game consoles, other than game controllers of heading 9504	179.388	2.257.921	8.198.568	99.038.653
85437029	Remote control apparatus, other than radio remote control apparatus; other than cordless infrared remote control devices for video game consoles, excluding game controllers of heading 9504	43.027	1.191.333	1.835.247	52.424.844
85437030	Electrical machines and apparatus with translation or dictionary functions	-	458	-	28.978
85437040	Equipment for removal of dust particles/elimination of electrostatic charge during the manufacture of PCB/PWB/PCBA; machine for curing material by ultra-violet light for the manufacture of PCB/PWB/PCBA	20	711	1.644	46.748
85437050	Microwave amplifiers; digital flight-data recorders; portable battery operated electronic reader for recording and reproducing text, still image or audio file	-	11	-	912
85437060	Digital signal processing apparatus capable of connect to a wired/wireless network for the mixing of sound; articles specifically designed for connect to telegraphic or telephonic apparatus/networks	-	529	-	113.200
85437090	Electrical machines and apparatus, having individual functions, not specified or included elsewhere in subheading 8543	686.084	6.336.765	233.183.370	2.050.000.342
85439010	Parts of goods of subheading 854310 or 854320	-	16	-	1.172
85439040	Parts of goods of subheading 85437040	-	12	-	323
85439090	Parts of electrical machines and apparatus, having individual functions other than of goods of subheading 854310 or 854320, 85433020, 85437030, and 85437040	52.345	689.144	8.454.924	108.480.749

Tabel 3 : Ekspor Indonesia menurut Komoditi (Kode HS 8 digit)

Desember 2022

Kode H S	Uraian golongan barang	Berat bersih (Kg)		Nilai F.O.B. (U S \$)	
		Bulan ini	Kumulatif	Bulan ini	Kumulatif
(1)	(2)	(3)	(4)	(5)	(6)
85441120	Winding wire of copper with an outer coating or covering of paper, textiles or poly(vinyl chloride)	771.216	17.759.041	7.679.730	163.498.056
85441130	Winding wire of copper with an outer coating of lacquer	-	12.943	-	664.811
85441140	Winding wire of copper with an outer coating of enamel	316.034	3.939.421	3.145.130	43.379.849
85441190	Winding wire of copper without an outer coating or covering of paper, textiles or PVC, lacquer, and enamel	13.333	206.531	193.004	2.390.680
85441900	Winding wire of other than copper	34.548	466.328	1.776.756	25.719.978
85442011	Insulated cable fitted with rubber or plastics, for a voltage not exceeding 66 kV	273	52.480	25.558	743.917
85442019	Insulated cable fitted other than with rubber or plastics, for a voltage not exceeding 66 kV	117.175	1.313.482	1.134.152	14.422.503
85442021	Insulated cable not fitted with rubber or plastics, for a voltage not exceeding 66 kV	10	11.665	4.958	243.091
85442029	Insulated cable not fitted other than with rubber or plastics, for a voltage not exceeding 66 kV	9.522	76.422	261.320	1.604.636
85442031	Insulated cable fitted with rubber or plastics, for a voltage exceeding 66 kV	5	744	5	36.758
85442039	Insulated cable fitted other than with rubber or plastics, for a voltage exceeding 66 kV	18.893	23.601	299.917	439.342
85442049	Insulated cable not fitted other than with rubber or plastics, for a voltage exceeding 66 kV	3.439	14.843	17.069	173.371
85443012	Wiring harnesses for motor vehicles, insulated with rubber or plastics, of a kind used for vehicles of heading 8702, 8703, 8704 or 8711	1.540.731	16.104.078	32.035.003	337.127.610
85443013	Wiring harnesses for motor vehicles, insulated with rubber or plastics, of a kind not used for vehicles of heading 8702, 8703, 8704 or 8711	678.460	6.648.911	19.769.763	192.785.776
85443014	Wiring harnesses for motor vehicles, insulated other than with rubber or plastics, of a kind used for vehicles of heading 8702, 8703, 8704 or 8711	2.683	15.305	64.469	308.016
85443019	Wiring harnesses for motor vehicles, insulated other than with rubber or plastics, of a kind used not for vehicles of heading 8702, 8703, 8704 or 8711	1.180.503	16.113.295	26.542.563	372.642.976
85443091	Ignition wiring sets and other wiring sets of a kind used in vehicles other than motor vehicles, aircraft, ships; insulated with rubber or plastics	283	81.616	6.120	719.797
85443099	Ignition wiring sets and other wiring sets of a kind used in vehicles other than motor vehicles, aircraft, ships; insulated not with rubber or plastics	501	373.465	24.179	3.739.555
85444211	Submarine telephone cables; submarine telegraph cables; submarine radio relay cables, fitted with connectors, for a voltage ≤ 80 V	-	10.435	-	57.094
85444213	Electric conductors insulated with rubber, plastics or paper; fitted with connectors, used for telecommunications, voltage ≤ 80 V, other than submarine telephone/telegraph/radio relay cables	8.323	309.609	479.952	9.253.074
85444219	Electric conductors, fitted with connectors, used for telecommunications, voltage ≤ 80 V; not insulated with rubber, plastics or paper; other than submarine telephone/telegraph/radio relay cables	125.236	1.448.301	2.674.707	39.062.230
85444221	Submarine telephone cables; submarine telegraph cables; submarine radio relay cables, fitted with connectors, voltage > 80 V but ≤ 1,000 V	439	660	187	726
85444223	Electric conductors insulated with rubber, plastics/paper; fitted with connectors, used for telecommunications, voltage > 80 V but ≤ 1,000 V, oth than submarine telephone/telegraph/radio relay cables	1.069	14.442	292.960	4.072.189
85444229	Electric conductors, fitted with connector, used for telecommunication, voltage >80 V but ≤1,000 V; not insulated with rubber/plastics/paper; oth than submarine telephone/telegraph/radio relay cables	51.748	797.306	662.120	10.830.634

Tabel 3 : Ekspor Indonesia menurut Komoditi (Kode HS 8 digit)

Desember 2022

Kode H S	Uraian golongan barang	Berat bersih (Kg)		Nilai F.O.B. (U S \$)	
		Bulan ini	Kumulatif	Bulan ini	Kumulatif
(1)	(2)	(3)	(4)	(5)	(6)
85444232	Battery cables, fitted with connectors, insulated with rubber or plastics, for vehicles of heading 8702, 8703, 8704 or 8711; voltage ≤ 1,000 V	11	48	396	5.063
85444233	Battery cables, fitted with connectors, insulated with rubber or plastics, other than for vehicles heading 8702, 8703, 8704 or 8711; voltage ≤ 1,000 V	-	1.325	-	105.543
85444239	Battery cables, fitted with connectors, not insulated with rubber or plastics, for vehicles other than heading 8702, 8703, 8704 or 8711; voltage ≤ 1,000 V	231	6.125	8.801	43.460
85444291	Flat data cables having two lines or more, fitted with connectors, insulated with rubber, plastics or paper; voltage ≤ 1,000 V	5	154.444	86	1.049.119
85444292	Flat data cables having two lines or more, fitted with connectors, not insulated with rubber, plastics or paper; voltage ≤ 1,000 V	-	17	-	75
85444294	Electric cables insulated with plastics, of which each core having diameter ≤ 5 mm; fitted with connectors, voltage ≤ 1,000 V	10.768	135.826	101.108	1.922.409
85444295	Electric cables insulated with plastics, of which each core having diameter > 5 mm but ≤ 195 mm; fitted with connectors, voltage ≤ 1,000 V	7.804	17.818	137.699	472.602
85444296	Electric cables insulated with plastics > 195 mm, fitted with connectors; voltage ≤ 1,000 V; other than battery cables, not for communications	3.915	116.476	145.448	2.875.459
85444297	Electric cables insulated with rubber or paper, fitted with connectors; voltage ≤ 1,000 V; other than battery cables, not for communications	163.909	2.181.213	1.607.699	23.160.991
85444299	Electric conductors, fitted with connectors; voltage ≤ 1,000 V; not used for telecommunications other than battery cables	533.150	5.286.279	9.139.130	105.388.358
85444911	Submarine telephone cables; submarine telegraph cables; submarine radio relay cables, not fitted with connectors, for a voltage ≤ 80 V	-	86	-	147
85444913	Electric conductors insulated with rubber, plastics or paper; not fitted with connectors, used for telecommunications, voltage ≤ 80 V, other than submarine telephone/telegraph/radio relay cables;	34	177	1.560	7.995
85444919	Electric conductors, not fitted with connectors, used for telecommunications, voltage ≤ 80 V; insulated not with rubber/plastics/paper; other than submarine telephone/telegraph/radio relay cables	437	42.072	12.058	878.295
85444921	Shielded wire of a kind used in the manufacture of automotive wiring harnesses, not fitted with connectors, voltage ≤ 80 V	12.480	908.760	392.658	15.619.945
85444922	Electric cables insulated with plastics, each core having D ≤ 195 mm, not fitted with connectors, voltage ≤ 80 V, not used for telecommunications other than manufacture automotive wiring harnesses	-	329.761	-	3.360.998
85444923	Electric cables insulated with plastics, each core having D > 195 mm, not fitted with connectors, voltage ≤ 80 V, not used for telecommunications other than manufacture automotive wiring harnesses	-	625	-	21.839
85444924	Electric conductors other than electric cables, insulated with rubber, plastics or paper, not fitted with connectors, not used for telecommunications, voltage ≤ 80 V	-	2	-	42
85444929	Electric conductors other than electric cables, insulated not with rubber, plastics or paper, not fitted with connectors, not used for telecommunications, voltage ≤ 80 V	2.537	167.646	65.272	1.815.808
85444932	Electric conductors insulated with plastics, not fitted with connectors, used for telecommunications, voltage > 80 V but ≤ 1,000 V, other than submarine telephone/telegraph/radio relay cables	150	171	3.473	5.044

Tabel 3 : Ekspor Indonesia menurut Komoditi (Kode HS 8 digit)

Desember 2022

Kode H S	Uraian golongan barang	Berat bersih (Kg)		Nilai F.O.B. (U S \$)	
		Bulan ini	Kumulatif	Bulan ini	Kumulatif
		(1)	(2)	(3)	(4)
85444939	Electric conductors, not fitted w/ connector, used for telecommunication, voltage > 80 V but ≤ 1,000 V; not insulated w/ rubber/plastics/paper, oth than submarine telephone/telegraph/radio relay cable	1.718.449	19.399.477	13.209.946	163.192.991
85444941	Cables insulated with plastics, not used for telecommunications, not fitted with connectors, voltage > 80 V but ≤ 1,000 V	23.525	1.632.867	159.256	13.083.936
85444942	Cables insulated with rubber, plastics or paper, not fitted with connectors, use for telecommunications, voltage > 80 V but ≤ 1,000 V; other than cables insulated with plastics	1.661	299.713	5.883	2.192.136
85444949	Electric conductors, not fitted w/ connectors, not use for telecommunication, voltage > 80 V but ≤ 1,000 V, oth than cables insulated with plastics, rubber, plastics/paper	221.044	1.260.269	1.908.878	10.244.633
85446011	Cables insulated with plastics, of which each core having diameter of less than 227 mm, voltage > 1 kV but ≤ 36 kV	4.050	7.652	35.509	81.435
85446019	Electronics conductors other than cables insulated with rubber, plastics or paper, voltage exceeding 1 kV but not exceeding 36 kV	456.678	3.043.434	2.516.910	22.445.941
85446021	Cables insulated with plastics, of which each core having diameter < 227 mm, voltage > 36 kV but ≤ 66 kV	-	15	-	2
85446029	Electronics conductors other than cables insulated with rubber, plastics or paper, voltage > 36 kV but ≤ 66 kV	366	28.658	13.245	207.044
85446031	Electronics conductors insulated with rubber, plastics or paper, voltage exceeding 66 kV	-	7	-	228
85446039	Electronics conductors not insulated with rubber, plastics or paper, voltage exceeding 66 kV	76.800	743.620	412.800	4.378.758
85447010	Submarine telephone cables; submarine telegraph cables; submarine radio relay cables	-	135.553	-	776.885
85447090	Optical fibre cables other than submarine telephone cables; submarine telegraph cables; submarine radio relay cables	177.800	1.836.404	3.170.907	27.033.722
85451100	Carbon electrodes with or without metal, of a kind used for furnaces	-	154.775	-	184.947
85451900	Carbon electrodes with or without metal, of a kind used for electrical purpose other than furnaces	52.363	1.788.751	73.411	3.812.245
85452000	Carbon brushes with or without metal, of a kind used for electrical purposes	985	1.292	547	20.118
85459000	Lamp carbons, battery carbons and other articles of graphite or other carbon, with or without metal, of a kind used for electrical purposes	44.684	452.840	827.020	8.653.658
85461000	Electrical insulators of glass	-	20.487	-	25.784
85462010	Transformer bushings and circuit breaker insulators of ceramics	98	444	24.535	264.818
85462090	Electrical isulators other than transformer bushings and circuit breaker insulators of ceramics	3.681	40.367	2.107	74.550
85469000	Electrical insulators of any material other than of glass or of ceramics	38.654	374.693	301.409	2.914.576
85471000	Insulating fittings for electrical machines, of ceramics, other than insulators of heading 8546	9	126	373	1.752
85472000	Insulating fittings for electrical machines, of plastics, other than insulators of heading 8546	2.915	44.182	65.447	1.378.842
85479010	Electric conduit tubing and joints therefor, of base metal lined with insulating material	-	1.490	-	2.025
85479090	Appliances/equipment, being fittings wholly of insulating material apart from any minor components of metal, incorporated during moulding solely for assembly, other than insulators of heading 8546	1.573	19.303	12.145	326.610
85480000	Electrical parts of machinery or apparatus, not specified or included elsewhere in this Chapter	25.178	182.074	134.388	4.344.081
85491119	Lead acid scrap storage batteries, drained or undrained; not used in aircraft, other than subheading 85071092, 85071095, 85072094 or 85072095	-	33	-	309

Tabel 3 : Ekspor Indonesia menurut Komoditi (Kode HS 8 digit)

Desember 2022

Kode H S	Uraian golongan barang	Berat bersih (Kg)		Nilai F.O.B. (U S \$)	
		Bulan ini	Kumulatif	Bulan ini	Kumulatif
		(1)	(2)	(3)	(4)
85491130	Waste and scrap of lead-acid accumulators containing mainly copper	21	15.081	500	24.388
85491199	Spent lead-acid accumulators; not used in aircraft, other than subheading 85071092, 85071095, 85072094 or 85072095	4	4	10	10
85491210	Waste and scrap of primary cells and primary batteries, containing lead, cadmium or mercury	-	223	-	27.374
85491910	Electrical and electronic waste and scrap of primary cells and primary batteries, other than classified in subheading 854911-854914	313	3.378	460	4.459
85491990	Spent primary cells, spent primary batteries and spent electric accumulators, other than classified in subheading 854911-854914	3	11.999	12	50.065
85492100	Electrical&electronic waste&scrap,used for recovery of precious metal,have primary cells/batteri,electric accumulator,mercury-switch,glass from CRT/electronic part have cadmium,mercury, lead/PCBs	-	24	-	53
85492900	Electrical&electronic waste&scrap,used for recovery of precious metal,not have primary cells/batteri,electric accumulator,mercury-switch,glass from CRT/electronic part have cadmium,mercury, lead/PCBs	78.110	586.009	1.152.982	8.458.903
85493100	Electrical&electronic waste&scrap,used for oth electrical&electronic assemblies&PCB,have primary cells/batteri,electric accumulator,mercury-switch,glass from CRT/electronic part have cadmium,mercury, lead/PCBs	-	25	-	2.867
85493900	Electrical&electronic waste&scrap,used for oth electrical&electronic assemblies&PCB,not have primary cells/batteri,electric accumulator,mercury-switch,glass from CRT/electronic part have cadmium,mercury, lead/PCBs	-	1	-	85
85499900	Electrical and electronic waste and scrap, not elsewhere classified in heading 8549	-	125.373	-	264.130
86039000	Self-propelled railway or tramway coaches, vans and trucks, other than those of heading 8604; powered from an internal source of electricity	-	24	-	720
86050000	Railway or tramway passenger coaches, not self-propelled; luggage vans, post office coaches and other special purpose railway or tramway coaches, not self-propelled (excluding those of heading 8604)	-	10	-	2
86061000	Tank wagons and the like, not self-propelled	-	13.743	-	93.535
86071900	Axles and wheels, including parts thereof and parts of bogies or bissel bogies	273.130	2.330.741	469.050	4.123.518
86072100	Air brakes and parts thereof	-	174	-	8.256
86072900	Brakes other than air brakes and parts thereof	-	1	-	64
86073000	Hooks and other coupling devices, buffers, and parts thereof	-	121	-	1.266
86079100	Parts of railway or tramway of locomotives, other than bogies, bissel-bogies, axles and wheels, brakes, and parts thereof	40	34.346	263	555.425
86079900	Parts of railway or tramway of rolling-stock, other than bogies, bissel-bogies, axles and wheels, brakes, and parts thereof	24.974	276.875	487.561	6.423.013
86080020	Electro-mechanical signalling, safety or traffic control equipment for railways, tramways, roads, inland waterways, parking facilities, port installations or airfields	294	1.679	4.656	16.105
86080090	Non electro-mechanical signalling, safety or traffic control equipment for railways, tramways, roads, inland waterways, parking facilities, port installations or airfields	-	3.479	-	131.736
86090010	Containers of base metal (including containers for the transport of fluids) specially designed and equipped for carriage by one or more modes of transport	605.586	14.879.965	342.786	8.039.755
86090090	Containers of non-base metal (including containers for the transport of fluids) specially designed and equipped for carriage by one or more modes of transport	8.800	674.490	35.115	3.122.330

Tabel 3 : Ekspor Indonesia menurut Komoditi (Kode HS 8 digit)

Desember 2022

Kode H S	Uraian golongan barang	Berat bersih (Kg)		Nilai F.O.B. (U S \$)	
		Bulan ini	Kumulatif	Bulan ini	Kumulatif
(1)	(2)	(3)	(4)	(5)	(6)
87011011	Single axle tractors for agricultural use; of a power ≤ 225 kW, whether or not electrically operated	1.141	204.043	100	3.196.730
87011019	Single axle tractors not for agricultural use; of a power ≤ 225 kW, whether or not electrically operated	-	1.866	-	4.100
87011099	Single axle tractors not for agricultural use; of a power > 225 kW, whether or not electrically operated	609	1.786	8.400	18.403
87012990	Tractors (other than tractors of heading 8709) not elsewhere specified in 8701, not CKD	-	78	-	3.208
87019110	Agricultural tractors, of an engine power not exceeding 18 kW	203.811	390.395	2.210.620	4.008.008
87019210	Agricultural tractors, of an engine power exceeding 18 kW but not exceeding 37 kW	750.967	11.309.783	7.167.818	112.242.513
87019310	Agricultural tractors, of an engine power exceeding 37 kW but not exceeding 75 kW	187.414	2.231.563	1.721.374	21.949.375
87019510	Agricultural tractors, of an engine power exceeding 130 kW	-	36.969	-	286.477
87019590	Tractors for oth than agricultural, of an engine power exceeding 130 kW	-	70	-	55
87021010	Motor cars (including stretch limousines), for the transport of ≥ 10 persons, including driver, with only engine (diesel or semi-diesel); CKD	-	3.900	-	25.900
87021041	Motor coaches, buses or minibuses, of a gvw ≥ 6 t but ≤ 18 t, for the transport of ≥ 10 persons, including driver, with only engine (diesel or semi-diesel); CKD	-	58.000	-	316.287
87021050	Vans for the transport of ≥ 10 persons, including driver, with only engine (diesel or semi-diesel); CKD	-	1.103	-	6.700
87021060	Motor cars (including stretch limousines), for the transport of ≥ 10 persons, including driver; with only engine (diesel or semi-diesel); not CKD	132.960	1.476.068	1.679.552	18.552.806
87021079	Motor coaches, buses or minibuses, for the transport ≥ 30 persons, specially design use in airports, of a gvw of > 18 t but ≤ 24 t, with only engine (diesel or semi-diesel); not CKD	-	5	-	25
87021099	Vans , for the transport of >10 persons, including driver; of a gvw ≤ 24 t, with only engine (diesel or semi-diesel); not CKD	1.000	34.500	7.000	177.300
87022031	Motor coaches, buses or minibuses, for the transport of ≥ 10 persons but < 30 persons, of a gvw of ≥ 6 t but ≤ 18 t, hybrid electric and engine (diesel or semi-diesel) for propulsion, CKD	-	12.630	-	68.000
87029029	Motor coaches, buses or minibuses, for the transport ≥ 30 persons ,Of a gvw ≤ 24 t, With only spark-ignition combustion piston engine for propulsion , CKD	-	7	-	450
87031010	Golf cars (including golf buggies) and similar vehicles	-	465	-	5.423
87031090	Vehicles specially designed for travelling on snow	224	94.184	1.578	405.797
87032159	Motor cars (incl station wagon & sports car, but excl van, sedan, motor-homes, ambulance, ATV, Go-kart), not 4 WD, w/ only spark-ignition internal combustion piston engine, cylinder capacity ≤ 1,000 cc, not CKD	7.607.560	52.501.350	67.142.119	478.274.474
87032191	Three-wheeled vehicles, with only spark-ignition internal combustion piston engine, of a cylinder capacity ≤ 1,000 cc, not CKD	792.540	4.576.530	4.636.233	26.823.170
87032199	Vans, with only spark-ignition internal combustion piston engine, of a cylinder capacity ≤ 1,000 cc, not CKD	-	1.106.670	-	6.119.562
87032217	Sedan, with only spark-ignition internal combustion piston engine, of a cylinder capacity > 1,000 cc but ≤ 1,500 cc, CKD	-	2.275	-	17.598
87032221	Motor cars (including station wagons and sports cars, not including vans), f 4 WD, with only spark-ignition internal combustion piston engine, of a cylinder capacity > 1,000 cc but ≤ 1,500 cc, CKD	-	1.462	-	7.000
87032229	Motor cars (including station wagons and sports cars, not including vans), of 4 WD, with only spark-ignition internal combustion piston engine, of a cylinder capacity > 1,000 cc but ≤ 1,500 cc, CKD	30.802	8.344.823	180.361	58.444.787

Tabel 3 : Ekspor Indonesia menurut Komoditi (Kode HS 8 digit)

Desember 2022

Kode H S	Uraian golongan barang	Berat bersih (Kg)		Nilai F.O.B. (U S \$)	
		Bulan ini	Kumulatif	Bulan ini	Kumulatif
(1)	(2)	(3)	(4)	(5)	(6)
87032230	Vans, with only spark-ignition internal combustion piston engine, of a cylinder capacity > 1,000 cc but ≤ 1,500 cc, CKD	-	3.440	-	45.063
87032247	Sedan, with only spark-ignition internal combustion piston engine, of a cylinder capacity > 1,000 cc but ≤ 1,500 cc, not CKD	-	4.507.195	-	36.623.390
87032259	Motor cars (including station wagons and sports cars, not incl vans), of 4 WD, with only spark-ignition internal combustion piston engine, of a cylinder capacity > 1,000 cc but ≤ 1,500 cc, not CKD	10.205.532	197.445.149	92.158.412	1.807.333.216
87032290	Vans, with only spark-ignition internal combustion piston engine, of a cylinder capacity > 1,000 cc but ≤ 1,500 cc, not CKD	4.096.340	24.137.275	38.675.836	232.758.351
87032321	Sedan, with only spark-ignition internal combustion piston engine, of a cylinder capacity > 1,500 cc but ≤ 1,800 cc, CKD	1.000	18.700	35.000	203.080
87032322	Sedan, with only spark-ignition internal combustion piston engine, of a cylinder capacity > 1,800 cc but ≤ 2,000 cc, CKD	-	3.700	-	29.920
87032323	Sedan, with only spark-ignition internal combustion piston engine, of a cylinder capacity > 2,000 cc but ≤ 2,500 cc, CKD	-	8.200	-	57.217
87032324	Sedan, with only spark-ignition internal combustion piston engine, of a cylinder capacity > 2,500 cc, CKD	-	1.538	-	16.304
87032331	Motor cars (incl station wagons and sports cars, not incl vans), of 4WD, with only spark-ignition internal combustion piston engine, of a cylinder capacity > 1,500 cc but ≤ 1,800 cc, CKD	-	1.822	-	27.438
87032333	Motor cars (incl station wagons and sports cars, not incl vans), of 4WD, with only spark-ignition internal combustion piston engine, of a cylinder capacity > 2,000 cc but ≤ 2,500 cc, CKD	-	3.000	-	42.210
87032335	Motor cars (incl station wagons and sports cars, not incl vans), not 4WD, with only spark-ignition internal combustion piston engine, of a cylinder capacity > 1,500 cc but ≤ 2,000 cc; CKD	1.520	40.456	6.074	182.803
87032336	Motor cars (incl station wagons and sports cars, not incl vans), not 4WD, with only spark-ignition internal combustion piston engine, of a cylinder capacity > 2,000 cc; CKD	1.200	16.613	2.240	25.488
87032342	Vans, with only spark-ignition internal combustion piston engine, of a cylinder capacity > 2,000 cc; CKD	-	7.000	-	14.300
87032355	Sedan, with only spark-ignition internal combustion piston engine, of a cylinder capacity > 1,500 cc but ≤ 1,800 cc; not CKD	-	1.900	-	8.929
87032358	Sedan, with only spark-ignition internal combustion piston engine, of a cylinder capacity > 2,500 cc; not CKD	-	1.276	-	4.500
87032361	Motor cars (incl station wagons and sports cars, not incl vans), of 4WD, with only spark-ignition internal combustion piston engine, of a cylinder capacity > 1,500 cc but ≤ 1,800 cc; not CKD	-	5.100	-	26.402
87032362	Motor cars (incl station wagons and sports cars, not incl vans), of 4WD, with only spark-ignition internal combustion piston engine, of a cylinder capacity > 1,800 cc but ≤ 2,000 cc; not CKD	-	2.000	-	24.880
87032363	Motor cars (incl station wagons and sports cars, not incl vans), of 4WD, with only spark-ignition internal combustion piston engine, of a cylinder capacity > 2,000 cc but ≤ 2,500 cc; not CKD	-	6.010	-	135.299
87032364	Motor cars (incl station wagons and sports cars, not incl vans), of 4WD, with only spark-ignition internal combustion piston engine, of a cylinder capacity > 2,500 cc; not CKD	-	6.653	-	169.631
87032365	Motor cars (incl station wagons and sports cars, not incl vans), not 4 WD, with only spark-ignition internal combustion piston engine, of a cylinder capacity > 1,500 cc but ≤ 1,800 cc; not CKD	24.364.942	188.039.507	241.956.969	1.815.619.923

Tabel 3 : Ekspor Indonesia menurut Komoditi (Kode HS 8 digit)

Desember 2022

Kode H S	Uraian golongan barang	Berat bersih (Kg)		Nilai F.O.B. (U S \$)	
		Bulan ini	Kumulatif	Bulan ini	Kumulatif
(1)	(2)	(3)	(4)	(5)	(6)
87032366	Motor cars (incl station wagons and sports cars, not incl vans), not 4 WD, with only spark-ignition internal combustion piston engine, of a cylinder capacity > 1,800 cc but ≤ 2,000 cc; not CKD	-	66.862	-	2.234.971
87032367	Motor cars (incl station wagons and sports cars, not incl vans), not 4 WD, with only spark-ignition internal combustion piston engine, of a cylinder capacity > 2,000 cc but ≤ 2,500 cc; not CKD	770.320	6.420.176	7.428.505	61.762.033
87032368	Motor cars (incl station wagons and sports cars, not incl vans), not 4 WD, with only spark-ignition internal combustion piston engine, of a cylinder capacity > 2,500 cc, not CKD	5.092.740	84.745.780	58.250.175	959.473.970
87032371	Vans, with only spark-ignition internal combustion piston engine, of a cylinder capacity > 1,500 cc but ≤ 1,800 cc; not CKD	342.090	1.105.930	2.287.484	6.750.078
87032415	Sedan, with only spark-ignition internal combustion piston engine, of a cylinder capacity > 3,000 cc; CKD	2.976	11.496	9.158	64.011
87032430	Motor cars (including station wagons and sports cars, but not including vans), with only spark-ignition internal combustion piston engine, of a cylinder capacity > 3,000 cc; CKD	400	400	8.000	8.000
87032449	Sedan, not of 4 WD, with only spark-ignition internal combustion piston engine, of a cylinder capacity > 3,000 cc; CKD	1.930	7.693	258.694	713.562
87032459	Motor cars (including station wagons and sports cars, but not including vans), of not 4 WD, with only spark-ignition internal combustion piston engine, cylinder capacity >3,000 cc; CKD	-	16.830	-	139.840
87032469	Vans, not of 4 WD, with only spark-ignition internal combustion piston engine, of a cylinder capacity > 3,000 cc; CKD	-	900	-	6.786
87033129	Motor cars (including station wagons and sports cars, but not including vans), of not 4 WD, with only engine (diesel or semi-diesel), cylinder capacity ≤ 1,500 cc; CKD	910	16.500	2.880	131.423
87033232	Motor cars (including station wagons and sports cars, but not including vans), of 4 WD, with only engine (diesel or semi-diesel), cylinder capacity >1,800 cc but ≤ 2,000 cc; CKD	-	3.300	-	15.000
87033243	Vans, with only compression-ignition internal combustion piston engine (diesel or semi-diesel), of a cylinder capacity > 2,000 cc; CKD	1.600	1.600	5.300	5.300
87033273	Motor cars (including station wagons and sports cars, but not including vans), of 4 WD, with only engine (diesel or semi-diesel), cylinder capacity >2,000 cc; not CKD	-	10.625	-	104.236
87033371	Motor cars (incl station wagons and sports cars, but not incl vans), of 4 WD, with only engine (diesel or semi-diesel), of a cylinder capacity > 2,500 cc but ≤ 3,000 cc; not CKD	-	2.530	-	47.378
87033380	Motor cars (incl station wagons and sports cars, but not incl vans), not of 4WD, with only engine (diesel or semi-diesel), of a cylinder capacity > 2,500 cc; not CKD	1.255	23.732	14.071	421.050
87033390	Vans, with only engine (diesel or semi-diesel), of a cylinder capacity > 2,500 cc; not CKD	-	2.980	-	25.460
87034047	Hearses, of a cylinder capacity > 3,000 cc, hybrid with spark-ignition engine and electric motor for propulsion, not capable charged by plugg to external source of electric; not CKD	-	40.000	-	30.000
87034082	Motor cars (incl station wagon&sports car,excl van),not 4 WD,cylinder capacity>1,000cc but ≤1,500cc,hybrid spark-ignition engine&elect motor for prop,not capable charge by plugg to ext source;not CKD	-	2.315	-	19.921

Tabel 3 : Ekspor Indonesia menurut Komoditi (Kode HS 8 digit)

Desember 2022

Kode H S	Uraian golongan barang	Berat bersih (Kg)		Nilai F.O.B. (U S \$)	
		Bulan ini	Kumulatif	Bulan ini	Kumulatif
(1)	(2)	(3)	(4)	(5)	(6)
87034092	Vans, of a cylinder capacity > 1,000 cc but ≤ 1,500 cc, hybrid with spark-ignition engine and electric motor for propulsion, not capable charged by plugg to external source of electric; not CKD	1.760.184	5.555.209	16.889.221	49.542.240
87035047	Hearses, of a cylinder capacity > 3,000 cc, hybrid engine (diesel or semi-diesel) & electric motor for propulsion, not capable charged by plugging to extr source elect power; not CKD	-	1.300	-	6.500
87038018	Station wagons & sports cars; with only electric motor for propulsion; CKD	-	2.000	-	43.030
87038019	Vans, not for prison; with only electric motor for propulsion; CKD	-	1.100	-	8.000
87038098	Station wagons & sports cars; with only electric motor for propulsion; not CKD	4.400	13.920	94.400	262.697
87038099	Vans, not for prison; with only electric motor for propulsion; not CKD	2.320	6.648	35.640	103.264
87039099	Vans, not for prison; not spark or compression-ignition internal combustion piston engine; not electric motor; not CKD	-	14.700	-	28.473
87041013	Motor vehicles for the transport of goods; dumpers designed for off-highway use; g.v.w .≤ 5 t; CKD	986	461.967	5.958	477.450
87041014	Motor vehicles for the transport of goods; dumpers designed for off-highway use; g.v.w. > 5 t & ≤ 10 t; CKD	-	227.901	-	1.043.371
87041018	Motor vehicles for the transport of goods; dumpers designed for off-highway use; g.v.w. > 45 t; CKD	-	30.436	-	46.228
87041031	Motor vehicles for the transport of goods; dumpers designed for off-highway use; g.v.w .≤ 5 t; not CKD	-	18.370	-	146.210
87041037	Motor vehicles for the transport of goods; dumpers designed for off-highway use; g.v.w. > 45 t; not CKD	-	133.600	-	840.001
87042119	Motor vehicles other than refrigerated lorries, pick-up trucks & three-wheeled vehicles; for the transport of goods, with only diesel or semi-diesel engine; g.v.w .≤ 5 t; CKD	137.944	1.407.640	661.302	6.444.216
87042124	Armoured cargo vehicles for transporting valuables; for the transport of goods, with only diesel or semi-diesel engine; g.v.w .≤ 5 t; not CKD	18.350	68.400	121.572	424.963
87042126	Pick-up trucks; for the transport of goods, with only diesel or semi-diesel engine; g.v.w .≤ 5 t; not CKD	1.208.362	5.941.038	8.657.590	43.279.410
87042127	Three-wheeled vehicles; for the transport of goods, with only diesel or semi-diesel engine; g.v.w .≤ 5 t; not CKD	-	200	-	1.000
87042129	Motor vehicles other than refrigerate, garbage collect, tanker, armoured, hooklift, pick-up, 3-wheeled; for the transport of goods, with only diesel or semi-diesel engine; g.v.w .≤ 5 t; not CKD	40.590	2.657.112	327.393	19.299.196
87042229	Motor vehicles other than refrigerate, garbage collect, tanker, armoured, hooklift; for the transport of goods, with only diesel or semi-diesel engine; g.v.w. > 5 t & ≤ 6 t; not CKD	68.703	6.526.524	399.441	44.162.614
87042251	Motor vehicles other than refrigerate, garbage collect, tanker, armoured, hooklift; for the transport of goods, with only diesel or semi-diesel engine; g.v.w. > 6 t & ≤ 10 t; not CKD	46.850	913.030	358.547	6.538.303
87042259	Motor vehicles other than refrigerate, garbage collect, tanker, armoured, hooklift; for the transport of goods, with only diesel or semi-diesel engine; g.v.w. > 10 t & ≤ 20 t; not CKD	48.100	48.100	409.849	409.849
87042369	Motor vehicles other than refrigerate, garbage collect, tanker, armoured, hooklift, dumpers; for the transport of goods, with only diesel or semi-diesel engine; g.v.w. > 24 t & ≤ 45 t; not CKD	-	11.800	-	93.130
87042386	Dumpers; for the transport of goods, with only diesel or semi-diesel engine; g.v.w. > 45 t; not CKD	-	7.620	-	36.000
87043112	Pick-up trucks; for the transport of goods, with only spark-ignition engine; g.v.w. ≤ 5 t; CKD	-	5.808	-	40.223

Tabel 3 : Ekspor Indonesia menurut Komoditi (Kode HS 8 digit)

Desember 2022

Kode H S	Uraian golongan barang	Berat bersih (Kg)		Nilai F.O.B. (U S \$)	
		Bulan ini	Kumulatif	Bulan ini	Kumulatif
		(1)	(2)	(3)	(4)
87043123	Tanker vehicles; bulk-cement lorries (trucks); for the transport of goods, with only spark-ignition engine; g.v.w. ≤ 5 t; not CKD	3	179	41	1.193
87043126	Pick-up trucks; for the transport of goods, with only spark-ignition engine; g.v.w. ≤ 5 t; not CKD	734.090	4.420.630	5.155.375	28.692.770
87043129	Motor vehicles other than refrigerate, garbage collect, tanker, armoured, hooklift, pick-up, 3-wheeled; for the transport of goods, with only spark-ignition engine; g.v.w. ≤ 5 t; not CKD	1.874.110	18.027.764	16.141.728	157.892.046
87043219	Motor vehicles other than refrigerated lorries (trucks); for the transport of goods, with only spark-ignition engine; g.v.w. > 5 t & ≤ 6 t; CKD	-	7.620	-	40.000
87043292	Motor vehicles other than refrigerated lorries (trucks); for the transport of goods, with only spark-ignition engine; g.v.w. > 45 t; CKD	50.130	201.505	324.843	1.273.306
87043298	Dumpers; for the transport of goods, with only spark-ignition engine; g.v.w. > 45 t; not CKD	-	13.500	-	89.376
87043299	Motor vehicles other than refrigerate, garbage collect, tanker, armoured, hooklift, dumpers; for the transport of goods, with only spark-ignition engine; g.v.w. > 45 t; not CKD	-	115.000	-	73.020
87046021	Pick-up trucks; for goods, with only electric motor; g.v.w. ≤ 5 t; not CKD	-	3.248	-	21.325
87049091	Motor vehicles for the transport of goods; not spark or compression-ignition internal combustion piston engine; not electric motor; g.v.w. ≤ 5 t; not CKD	-	21.645	-	166.697
87049092	Motor vehicles for the transport of goods; not spark or compression-ignition internal combustion piston engine; not electric motor; g.v.w. > 5 t & ≤ 10 t; not CKD	479	20.879	1.472	51.585
87049094	Motor vehicles for the transport of goods; not spark or compression-ignition internal combustion piston engine; not electric motor; g.v.w. > 20 t & ≤ 45 t; not CKD	-	8.585	-	27.869
87051000	Crane lorries	-	53.255	-	50.000
87052000	Mobile drilling derricks	-	14.900	-	140.000
87053000	Fire fighting vehicles	77.160	269.930	1.875.458	6.324.265
87059090	Special purpose motor vehicles; not elsewhere classified of heading 8705	10.280	53.237	104.736	354.474
87060011	Chassis fitted with engines; for vehicles of heading 8701; for agricultural tractors	344	389	4.746	4.756
87060019	Chassis fitted with engines; for vehicles of heading 8701; other than for agricultural tractors	-	2	-	70
87060022	Chassis fitted with engines; for vehicles of heading 8702; for motor cars including coaches, buses, minibuses or vans; g.v.w. ≤ 24 t	-	4.700	-	44.595
87060031	Chassis fitted with engines; for vehicles of heading 8703; for go-karts and golf cars (including golf buggies) and similar vehicles	350	350	1.102	1.102
87060033	Chassis fitted with engines; for vehicles of heading 8703; for motor cars (including station wagons and sports cars, but not including vans)	5.850	73.260	78.212	515.485
87060039	Chassis fitted with engines; for vehicles of heading 8703; other than for go-karts, golf cars, ambulances, station wagons, sports cars, snow vehicles	-	378	-	1.890
87060042	Chassis fitted with engines; for vehicles of heading 8704; g.v.w. > 24 t	-	7	-	287
87071090	Bodies (including cabs); for the vehicles of heading 8703; other than for go-karts, golf cars, ambulances, snow vehicles	68.197	526.332	699.009	5.894.397
87079011	Bodies (including cabs); for vehicles of heading 8701; driver's cabin for vehicles of subheading 870120	-	219	-	1.654
87079019	Bodies (including cabs); for vehicles of heading 8701; other than driver's cabin for vehicles of subheading 870120	-	2	-	5
87079029	Bodies (including cabs); for vehicles of heading 8702; other than for motor cars stretch limousines	-	7	-	130

Tabel 3 : Ekspor Indonesia menurut Komoditi (Kode HS 8 digit)

Desember 2022

Kode H S	Uraian golongan barang	Berat bersih (Kg)		Nilai F.O.B. (U S \$)	
		Bulan ini	Kumulatif	Bulan ini	Kumulatif
(1)	(2)	(3)	(4)	(5)	(6)
87079090	Bodies (including cabs); for vehicles of heading 8704; other than driver's cabin for vehicles of subheading 870120	217.357	3.836.350	1.252.687	22.596.871
87081010	Bumpers and parts thereof; for vehicles of heading 8701	1.112	11.254	50.832	468.941
87081090	Bumpers and parts thereof; other than for vehicles of heading 8701	261.239	2.256.261	1.654.233	21.103.028
87082100	Safety seat belts; for vehicles of headings 8701 to 8705	35.489	394.698	369.672	3.781.476
87082210	Front windscreens (windshields), rear windows and other windows specified in subheading note 1 to this chapter; for vehicles of heading 8701	-	492	-	751
87082220	Front windscreens (windshields), rear windows and other windows specified in subheading note 1 to this chapter; for vehicles of heading 8703	38.184	536.071	562.368	5.375.949
87082230	Front windscreens (windshields), rear windows and other windows specified in subheading note 1 to this chapter; for vehicles of heading 8702, 8704 or 8705	9.409	146.630	144.692	1.653.091
87082911	Components of door trim assemblies; for vehicles of heading 8701	334	27.616	2.029	358.881
87082915	Components of door trim assemblies; door armrests for vehicles of heading 8703	8.266	193.549	227.951	3.524.904
87082916	Components of door trim assemblies; other than door armrests for vehicles of heading 8703	337.607	3.313.459	2.978.858	29.205.818
87082917	Components of door trim assemblies; for vehicles of subheading 870410	-	245	-	2.283
87082918	Components of door trim assemblies; for vehicles of heading 8702 or other vehicles of heading 8704	8.820	97.521	28.165	306.643
87082919	Components of door trim assemblies; for vehicles of heading 8705	1.108	60.297	28.005	635.434
87082920	Parts of safety seat belts; for vehicles of headings 8701 to 8705	19.755	145.160	115.995	840.251
87082992	Other than components of door trim assemblies & parts of safety seat belts; for vehicles of heading 8701	29.458	84.306	23.038	383.837
87082993	Interior trim fittings; mudguards; for vehicles of heading 8703	343.467	2.300.033	2.323.096	21.360.393
87082994	Hood rods; for vehicles of heading 8703	471	8.573	3.150	39.848
87082995	Other than components of door trim assemblies & parts of safety seat belts; other than Interior trim fittings, mudguards, hood rods; for vehicles of heading 8703	1.293.942	16.397.928	8.258.124	99.862.994
87082996	Interior trim fittings; mudguards; for vehicles of heading 8702 or 8704	-	16.291	-	118.867
87082997	Hood rods; for vehicles of heading 8702 or 8704	46	5.324	222	88.704
87082998	Other than components of door trim assemblies & parts of safety seat belts; other than Interior trim fittings, mudguards, hood rods; for vehicles of heading 8702 or 8704	15.082	162.638	123.344	1.240.787
87082999	Other than components of door trim assemblies & parts of safety seat belts; for vehicles of heading 8705	1.200.176	14.379.389	4.327.040	53.381.240
87083010	Brakes and servo-brakes, parts thereof; for vehicles of heading 8701	10.598	13.639	34.562	74.657
87083021	Brake drums, brake discs or brake pipes; for vehicles of heading 8703	695.955	8.162.039	2.800.056	31.960.779
87083029	Brakes and servo-brakes, parts thereof; other than brake drums, brake discs or brake pipes; for vehicles of heading 8703	129.005	832.256	1.422.411	11.692.321
87083030	Brake drums, brake discs or brake pipes for vehicles of heading 8702 or 8704	4.140	248.697	47.025	1.725.520
87083090	Brakes and servo-brakes, parts thereof; other than brake drums, brake discs or brake pipes; for vehicles of heading 8705	267.482	2.974.416	661.258	6.779.323
87084011	Gear boxes, unassembled; for vehicles of heading 8703	49.599	905.972	621.491	12.894.232
87084013	Gear boxes, unassembled; for vehicles of heading 8704 or 8705	51.400	52.615	16.000	91.010
87084014	Gear boxes, unassembled; for vehicles of heading 8701	-	4	-	5
87084019	Gear boxes, unassembled; for vehicles of heading 8702	2.657	52.374	36.242	776.802

Tabel 3 : Ekspor Indonesia menurut Komoditi (Kode HS 8 digit)

Desember 2022

Kode H S	Uraian golongan barang	Berat bersih (Kg)		Nilai F.O.B. (U S \$)	
		Bulan ini	Kumulatif	Bulan ini	Kumulatif
(1)	(2)	(3)	(4)	(5)	(6)
87084025	Gear boxes, assembled; for vehicles of heading 8701	-	49.896	-	939.071
87084026	Gear boxes, assembled; for vehicles of heading 8703	977.697	17.222.104	17.743.053	319.031.681
87084027	Gear boxes, assembled; for vehicles of heading 8704 or 8705	119.584	1.540.617	1.990.820	26.313.495
87084029	Gear boxes, assembled; for vehicles of heading 8702	426	7.061	6.727	38.701
87084091	Parts of gear boxes; for vehicles of heading 8701	4.120	57.619	7.811	135.693
87084092	Parts of gear boxes; for vehicles of heading 8703	96.776	2.048.891	529.177	8.467.624
87084099	Parts of gear boxes; for vehicles; other than of heading 8701 and 8703	360.650	2.866.925	2.245.437	19.523.490
87085011	Drive-axles with differential, whether or not provided with other transmission components, and non-driving axles; unassembled; for vehicles of heading 8703	27.866	549.524	223.596	3.325.350
87085013	Drive-axles with differential, whether or not provided with other transmission components, and non-driving axles; unassembled; for vehicles of heading 8704 or 8705	-	5.806	-	61.133
87085019	Drive-axles with differential, whether or not provided with other transmission components, and non-driving axles; unassembled; for vehicles of heading 8702	215	5.738	318	36.977
87085025	Drive-axles with differential, whether or not provided with other transmission components, and non-driving axles; assembled; for vehicles of heading 8701	-	6	-	427
87085026	Drive-axles with differential, whether or not provided with other transmission components, and non-driving axles; assembled; for vehicles of heading 8703	693.020	7.842.365	8.681.024	97.996.880
87085027	Drive-axles with differential, whether or not provided with other transmission components, and non-driving axles; assembled; for vehicles of heading 8704 or 8705	-	1.051	-	3.926
87085029	Drive-axles with differential, whether or not provided with other transmission components, and non-driving axles; assembled; for vehicles of heading 8702	496.127	6.227.882	2.579.025	36.237.928
87085091	Crown wheels and pinions; for vehicles of heading 8701	7.265	33.708	36.142	163.424
87085092	Parts of drive-axles with differential, whether or not provided with other transmission components, and non-driving axles; for vehicles of heading 8701	4.236	59.235	10.999	137.113
87085094	Crown wheels and pinions; for vehicles of heading 8703	-	43	-	709
87085095	Parts of drive-axles with differential, whether or not provided with other transmission components, and non-driving axles; for vehicles of heading 8703	60.974	520.306	340.195	2.935.356
87085096	Crown wheels and pinions; for vehicles; other than of heading 8701 and 8703	-	293	-	14.895
87085099	Parts of drive-axles with differential, whether or not provided with other transmission components, and non-driving axles; for vehicles; other than of heading 8701 and 8703	42.754	733.623	303.034	4.298.786
87087015	Hub-caps; for vehicles of heading 8701	-	241	-	1.217
87087016	Hub-caps; for vehicles of heading 8703	3.686	27.903	45.975	264.481
87087017	Hub-caps; for vehicles of subheading 870410	-	380	-	440
87087018	Hub-caps; for vehicles of heading 8702 or 8704; other than of subheading 870410	285	3.461	570	7.789
87087019	Hub-caps; for vehicles of heading 8705	93.155	1.114.973	507.251	6.059.421
87087021	Wheels fitted with tyres; for vehicles of heading 8701	30	30	80	80
87087022	Wheels fitted with tyres; for vehicles of heading 8703	-	4.546	-	64.582
87087023	Wheels fitted with tyres; for vehicles of heading 8702 or 8704 (excluding subheading 870410)	-	416	-	475
87087029	Wheels fitted with tyres; for vehicles of heading 8705	2.804	44.658	76.838	1.376.485
87087031	Wheels not fitted with tyres; for vehicles of heading 8701	44.210	291.716	122.047	949.913
87087032	Wheels not fitted with tyres; for vehicles of heading 8703	2.953.971	39.509.874	14.707.453	213.949.925
87087034	Wheels not fitted with tyres; for vehicles of heading 8702 or other vehicles of heading 8704	119.707	1.708.979	255.832	3.700.127
87087039	Wheels not fitted with tyres; for vehicles of heading 8705; or dumpers designed for off-highway use with g.v.w. ≤ 45 t	50	2.495	50	79.957
87087095	Parts and accessories of the road wheels; other than hub-cups, wheels, tyres; for vehicles of heading 8701	-	70	-	40

Tabel 3 : Ekspor Indonesia menurut Komoditi (Kode HS 8 digit)

Desember 2022

Kode H S	Uraian golongan barang	Berat bersih (Kg)		Nilai F.O.B. (U S \$)	
		Bulan ini	Kumulatif	Bulan ini	Kumulatif
(1)	(2)	(3)	(4)	(5)	(6)
87087096	Parts and accessories of the road wheels; other than hub-cups, wheels, tyres; for vehicles of heading 8702 or 8704	23.203	429.436	52.026	1.058.778
87087097	Parts and accessories of the road wheels; other than hub-cups, wheels, tyres; for vehicles of heading 8703	129	1.753	4.253	41.094
87087099	Parts and accessories of the road wheels; other than hub-cups, wheels, tyres; for vehicles of heading 8705	72.199	908.625	238.738	3.124.853
87088015	Suspension systems; for vehicles of heading 8701	118	6.748	2.184	51.539
87088016	Suspension systems; for vehicles of heading 8703	81.520	963.007	718.608	8.541.521
87088017	Suspension systems; for vehicles of subheading 870410 or heading 8705	-	4.741	-	63.159
87088019	Suspension systems; for vehicles of heading 8702 or 8704 (excluding subheading 870410)	630.279	5.131.909	1.852.568	14.375.284
87088092	Parts of suspension systems; for vehicles of heading 8703	154.581	1.426.546	910.468	6.876.561
87088099	Parts of suspension systems; for vehicles; other than of heading 8701 and 8703	53.084	1.040.262	191.194	3.818.559
87089115	Radiators; for vehicles of heading 8701	13	271	378	2.545
87089116	Radiators; for vehicles of heading 8703	164.329	2.906.339	1.620.320	34.814.329
87089117	Radiators; for vehicles of subheading 870410	600	2.168	10	402
87089118	Radiators; for vehicles of heading 8702 or 8704 (excluding subheading 870410)	1.163	11.845	30.528	277.411
87089119	Radiators; for vehicles of heading 8705	18.739	244.614	200.241	2.849.252
87089191	Parts of radiators; for vehicles of heading 8701	-	20	-	320
87089193	Drain plugs of radiators; for vehicles of heading 8703	149	965	1.609	9.948
87089194	Drain plugs of radiators; for vehicles of heading 8702 or 8704 (excluding subheading 870410)	-	21	-	37
87089195	Parts of radiators; for vehicles of heading 8703	2.479	45.793	22.324	288.099
87089199	Parts of radiators; for vehicles of heading 8705 and subheading 870410	448.374	5.448.641	5.646.324	65.018.497
87089210	Silencers (mufflers) and exhaust pipes and parts thereof; for vehicles of heading 8701	-	50	-	213
87089220	Silencers (mufflers) and exhaust pipes and parts thereof; for vehicles of heading 8703	33.837	326.991	780.337	16.041.140
87089251	Silencers (mufflers) and exhaust pipes; for vehicles of subheading 870410	679	4.810	21.359	74.636
87089252	Parts of silencers (mufflers) and exhaust pipes; for vehicles of subheading 870410	30	1.503	74	79.991
87089261	Silencers (mufflers) and exhaust pipes; for vehicles of heading 8702 or vehicles of heading 8704 (excluding vehicles of subheading 870410)	44	3.234	2.850	120.324
87089262	Parts of silencers (mufflers) and exhaust pipes; for vehicles of heading 8702 or vehicles of heading 8704 (excluding vehicles of subheading 870410)	1.091	31.897	14.432	363.359
87089290	Silencers (mufflers) and exhaust pipes and parts thereof; for vehicles of heading 8705	28.732	368.450	565.898	6.261.076
87089350	Clutches and parts thereof; for vehicles of heading 8701	1.062	29.560	3.770	100.268
87089360	Clutches and parts thereof; for vehicles of heading 8703	991.841	9.834.244	6.041.646	62.911.935
87089370	Clutches and parts thereof; for vehicles of heading 8704 or 8705	3.982	887.154	49.318	5.947.505
87089390	Clutches and parts thereof; for vehicles of heading 8702	119.960	2.030.336	807.688	16.828.839
87089411	Steering wheels with airbag assemblies; for vehicles of heading 8701	15	5.961	155	153.444
87089419	Steering wheels with airbag assemblies; for vehicles of heading 8702 to 8705	9	1.553	564	49.417
87089494	Steering columns and steering boxes and parts thereof; for vehicles of heading 8701	-	492	-	8.109
87089495	Steering columns and steering boxes and parts thereof; for vehicles of heading 8703	316.711	2.595.242	4.609.478	34.563.201
87089499	Steering columns and steering boxes and parts thereof; for vehicles of heading 8702, 8704, and 8705	157.700	2.808.079	1.400.074	16.966.369
87089510	Safety airbags with inflator system; for vehicles of heading 8701 to 8705	24.361	207.031	479.270	3.026.763

Tabel 3 : Ekspor Indonesia menurut Komoditi (Kode HS 8 digit)

Desember 2022

Kode H S	Uraian golongan barang	Berat bersih (Kg)		Nilai F.O.B. (U S \$)	
		Bulan ini	Kumulatif	Bulan ini	Kumulatif
(1)	(2)	(3)	(4)	(5)	(6)
87089590	Parts of safety airbags with inflater system; for vehicles of heading 8701 to 8705	429	53.350	26.267	1.228.760
87089911	Unassembled fuel tanks, engine brackets; for vehicles of heading 8701	70.260	1.594.593	288.513	7.146.443
87089919	Parts and accessories of the motor vehicles of heading 8701, not elsewhere classified in heading 8708	25.407	357.074	205.440	2.565.141
87089921	Fuel tanks; for vehicles of heading 8702, 8703 or 8704	15.937	169.871	234.348	1.793.805
87089924	Lower half of the fuel tank, fuel caps, filler pipes, filler hose assembly, fuel tank bands; for vehicles of heading 8702, 8703 or 8704	6.377	60.732	86.161	924.547
87089925	Part of fuel tanks other than lower half of the fuel tank, fuel caps, filler pipes, filler hose assembly, and fuel tank bands; for vehicles of heading 8702, 8703 or 8704	12.918	134.564	188.387	1.642.300
87089930	Accelerator, brake or clutch pedals; for vehicles of heading 8702, 8703 or 8704	7.178	59.456	156.988	1.105.588
87089940	Battery carriers or trays and brackets therefor; for vehicles of heading 8702, 8703 or 8704	3.061	45.215	11.229	174.736
87089950	Radiator shrouds; for vehicles of heading 8702, 8703 or 8704	356	3.266	25.434	82.548
87089961	Chassis frames or parts thereof; for vehicles of heading 8702	30	613	243	6.573
87089962	Chassis frames or parts thereof; for vehicles of heading 8703	76.276	1.159.754	408.640	5.235.242
87089963	Chassis frames or parts thereof; for vehicles of heading 8704	39.127	578.499	108.504	1.511.200
87089970	Engine brackets; for vehicles of heading 8702, 8703 or 8704	52.495	1.225.548	406.646	7.178.969
87089980	Parts and accessories of the vehicles of heading 8702, 8703 or 8704, not elsewhere classified in heading 8708	3.546.375	35.121.834	31.698.295	311.801.894
87089991	Unassembled fuel tanks, engine brackets; for vehicles of heading 8705	5.146	74.259	111.366	1.375.234
87089999	Parts and accessories of the vehicles of heading 8705, not elsewhere classified in heading 8708	2.994.820	41.108.978	23.251.636	299.089.164
87091100	Electrical work trucks (self-propelled, not fitted with lifting/handling equipment, used for short distance transport of goods) and tractors (used on railway station platforms)	-	21.429	-	81.457
87091900	Non-electrical work trucks (self-propelled, not fitted with lifting/handling equipment, used for short distance transport of goods) and tractors (used on railway station platforms)	139.200	1.230.860	156.000	2.260.621
87099000	Parts of work trucks (self-propelled, not fitted with lifting/handling equipment, used for short distance transport of goods) and tractors (used on railway station platforms)	7.723	210.338	20.593	587.497
87100000	Tanks and other armoured fighting vehicles, motorised, whether or not fitted with weapons, and parts of such vehicles	-	70.848	-	1.374.964
87111012	Mopeds or motorised bicycles; with internal combustion piston engine of a cylinder capacity not exceeding 50 cc; Completely Knocked Down	120	1.078	800	3.990
87111014	Powered kick scooters, pocket motorcycles; with internal combustion piston engine of a cylinder capacity not exceeding 50 cc; Completely Knocked Down	18	18	60	60
87111015	Motorcycles and motor scooters other than powered kick scooters and pocket motorcycles; with internal combustion piston engine of a cylinder capacity not exceeding 50 cc; Completely Knocked Down	14.164	48.964	125.976	449.558
87111019	Cycles (other than bicycles) fitted with an auxiliary motor; with internal combustion piston engine of a cylinder capacity not exceeding 50 cc; Completely Knocked Down	5.227	99.310	103.749	1.125.142
87111092	Mopeds or motorised bicycles; with internal combustion piston engine of a cylinder capacity not exceeding 50 cc; not Completely Knocked Down	-	1.220	-	9.100
87111094	Powered kick scooters, pocket motorcycles; with internal combustion piston engine of a cylinder capacity not exceeding 50 cc; not Completely Knocked Down	-	50	-	510

Tabel 3 : Ekspor Indonesia menurut Komoditi (Kode HS 8 digit)

Desember 2022

Kode H S	Uraian golongan barang	Berat bersih (Kg)		Nilai F.O.B. (U S \$)	
		Bulan ini	Kumulatif	Bulan ini	Kumulatif
(1)	(2)	(3)	(4)	(5)	(6)
87111095	Motorcycles and motor scooters other than powered kick scooters and pocket motorcycles; with internal combustion piston engine of a cylinder capacity not exceeding 50 cc; not Completely Knocked Down	11.450	18.222	54.580	92.776
87111099	Cycles (other than bicycles) fitted with an auxiliary motor; with internal combustion piston engine of a cylinder capacity not exceeding 50 cc; not Completely Knocked Down	2.618	9.027	48.555	131.711
87112011	Motocross motorcycles; with internal combustion piston engine of a cylinder capacity exceeding 50 cc but not exceeding 250 cc; Completely Knocked Down	93.984	1.338.043	1.296.335	20.891.984
87112012	Mopeds or motorised bicycles; with internal combustion piston engine of a cylinder capacity exceeding 50 cc but not exceeding 250 cc; Completely Knocked Down	544.235	12.339.716	6.041.073	140.432.674
87112013	Pocket motorcycles; with internal combustion piston engine of a cylinder capacity exceeding 50 cc but not exceeding 250 cc; Completely Knocked Down	-	254	-	4.386
87112014	Motorcycles (with or without side-cars), including motor scooters, other than motocross motorcycles and pocket motorcycles; of a cylinder capacity exceeding 150 cc but not exceeding 200 cc; CKD	161.067	730.040	1.766.295	9.235.188
87112015	Motorcycles (with or without side-cars), including motor scooters, other than motocross motorcycles and pocket motorcycles; of a cylinder capacity exceeding 200 cc but not exceeding 250 cc; CKD	362	12.571	8.611	276.834
87112016	Motorcycles (with or without side-cars), including motor scooters, other than motocross motorcycles and pocket motorcycles; of a cylinder capacity exceeding 50 cc but not exceeding 150 cc; CKD	988.186	10.017.861	8.445.081	59.896.223
87112019	Cycles (other than bicycles) fitted with an auxiliary motor; with internal combustion piston engine of a cylinder capacity exceeding 50 cc but not exceeding 250 cc; Completely Knocked Down	468.461	6.171.437	5.100.964	79.544.751
87112091	Motocross motorcycles; with internal combustion piston engine of a cylinder capacity exceeding 50 cc but not exceeding 250 cc; not Completely Knocked Down	322.610	4.410.410	5.079.774	77.086.031
87112092	Mopeds or motorised bicycles; with internal combustion piston engine of a cylinder capacity exceeding 50 cc but not exceeding 250 cc; not Completely Knocked Down	145.802	1.265.383	3.215.412	25.074.570
87112093	Pocket motorcycles; with internal combustion piston engine of a cylinder capacity exceeding 50 cc but not exceeding 250 cc; not Completely Knocked Down	-	93	-	1.496
87112094	Motorcycles (with or without side-cars), including motor scooters, other than motocross motorcycles and pocket motorcycles; of a cylinder capacity exceeding 150 cc but not exceeding 200 cc; not CKD	1.343.188	17.641.108	17.932.759	238.770.935
87112095	Motorcycles (with or without side-cars), including motor scooters, other than motocross motorcycles and pocket motorcycles; of a cylinder capacity exceeding 200 cc but not exceeding 250 cc; not CKD	500.526	3.576.588	8.818.458	72.060.643
87112096	Motorcycles (with or without side-cars), including motor scooters, other than motocross motorcycles and pocket motorcycles; of a cylinder capacity exceeding 50 cc but not exceeding 150 cc; not CKD	2.158.347	53.254.506	26.175.713	610.063.562
87112099	Cycles (other than bicycles) fitted with an auxiliary motor; with internal combustion piston engine of a cylinder capacity exceeding 50 cc but not exceeding 250 cc; not Completely Knocked Down	6.672	94.260	101.364	1.373.938
87113090	Motorcycles and cycles fitted with an auxiliary motor, with/without side-cars other than motocross motorcycles; with internal combustion piston engine of 250 cc < cylinder capacity ≤ 500 cc; not CKD	1.327.176	11.851.890	21.893.819	183.647.854

Tabel 3 : Ekspor Indonesia menurut Komoditi (Kode HS 8 digit)

Desember 2022

Kode H S	Uraian golongan barang	Berat bersih (Kg)		Nilai F.O.B. (U S \$)	
		Bulan ini	Kumulatif	Bulan ini	Kumulatif
(1)	(2)	(3)	(4)	(5)	(6)
87114090	Motorcycles and cycles fitted with an auxiliary motor, with/without side-cars other than motocross motorcycles; with internal combustion piston engine of 500 cc < cylinder capacity ≤ 800 cc; not CKD	-	2	-	56
87115090	Motorcycles (with or without side-cars); with internal combustion piston engine of a cylinder capacity exceeding 800 cc; not Completely Knocked Down	-	2.204	-	82.891
87116011	Bicycles; with electric motor for propulsion; Completely Knocked Down	-	8.028	-	256.711
87116012	Kick scooters, self-balancing cycle, pocket motorcycles; with electric motor for propulsion; Completely Knocked Down	14	14	903	903
87116013	Motorcycles, other than pocket motorcycles; with electric motor for propulsion; Completely Knocked Down	-	444	-	500
87116019	Cycles fitted with an auxiliary motor, other than bicycles and self-balancing cycle; with electric motor for propulsion; Completely Knocked Down	-	1.967	-	35.307
87116093	Motorcycles, other than pocket motorcycles; with electric motor for propulsion; not Completely Knocked Down	-	523	-	41.189
87116094	Bicycles, with an auxiliary electric motor not exceeding 250 W and with the maximum speed not exceeding 25 km/h; not Completely Knocked Down	660	48.089	2.350	1.845.635
87116095	Bicycles, with an auxiliary electric motor exceeding 250 W and with the maximum speed exceeding 25 km/h; not Completely Knocked Down	-	29.541	-	1.226.940
87116099	Cycles fitted with an auxiliary motor other than bicycles and self-balancing cycle; with electric motor for propulsion; not Completely Knocked Down	-	10.319	-	116.828
87119060	Motorcycles (including mopeds) and cycles fitted with an auxiliary motor, with or without side-cars, not elsewhere classified in heading 8711; Completely Knocked Down	219.947	1.512.646	3.207.081	23.030.707
87119090	Motorcycles (including mopeds) and cycles fitted with an auxiliary motor, with or without side-cars, not elsewhere classified in heading 8711; not Completely Knocked Down	24.832	388.737	177.173	3.648.679
87120010	Racing bicycles, not motorised	57.585	510.616	1.271.303	15.756.293
87120020	Bicycles designed to be ridden by children, not motorised	903	62.032	10.476	701.593
87120030	Bicycles, not motorised, other than racing bicycles and bicycles designed to be ridden by children	616.727	9.351.405	15.564.961	186.562.148
87120090	Cycles (including delivery tricycles), other than bicycles, not motorised	188	51.880	866	114.896
87139000	Carriages for disabled persons; mechanically propelled	8.297	28.368	34.290	110.004
87141010	Saddles; of motorcycles (including mopeds)	190	43.000	2.708	800.048
87141020	Spokes and nipples; of motorcycles (including mopeds)	411	5.437	1.299	25.226
87141030	Frame and forks including telescopic fork, rear suspension and parts thereof; of motorcycles (including mopeds)	858.008	3.874.081	4.922.200	24.203.289
87141040	Gearing, gearbox, clutch and other transmission equipment and parts thereof; of motorcycles (including mopeds)	137.609	1.599.592	1.054.175	14.314.597
87141050	Wheel rims; of motorcycles (including mopeds)	151.236	1.806.373	1.142.972	12.452.812
87141060	Brakes and parts thereof; of motorcycles (including mopeds)	211.990	2.207.783	2.632.816	28.640.199
87141070	Silencers (mufflers) and parts thereof; of motorcycles (including mopeds)	34.107	312.956	334.715	3.038.297
87141090	Parts and accessories of motorcycles (including mopeds), not elsewhere classified in heading 8714	6.135.930	76.301.645	72.151.598	894.077.372
87142011	Castors wheels of carriages for disabled persons; with diameter (including tyres) exceeding 75 mm but not exceeding 100 mm, provided that the width of any wheel or tyre fitted thereto ≥ 30 mm	-	14	-	32
87142019	Castors wheels of carriages for disabled persons; not elsewhere classified in heading 8714	62.191	712.583	614.777	7.425.423
87142090	Parts and accessories of carriages for disabled persons, other than castors wheels	0	4.622	4	27.826
87149110	Frames and forks, and parts thereof; for bicycles of subheading 87120020	11	962	4.566	46.639

Tabel 3 : Ekspor Indonesia menurut Komoditi (Kode HS 8 digit)

Desember 2022

Kode H S	Uraian golongan barang	Berat bersih (Kg)		Nilai F.O.B. (U S \$)	
		Bulan ini	Kumulatif	Bulan ini	Kumulatif
(1)	(2)	(3)	(4)	(5)	(6)
87149191	Parts for forks; for bicycles or other cycles other than those of subheading 87120020	3	149	25	2.375
87149199	Frames and forks, and parts thereof, other than parts for forks; for bicycles or other cycles other than those of subheading 87120020	25.929	236.559	207.206	4.114.305
87149210	Wheel rims and spokes; for bicycles of subheading 87120020	290	628	435	2.485
87149290	Wheel rims and spokes; for bicycles or other cycles other than those of subheading 87120020	1.736	93.031	16.520	498.772
87149310	Hubs, other than coaster braking hubs and hub brakes, and free-wheel sprocket-wheels; for bicycles of subheading 87120020	95	233.078	2.501	686.340
87149390	Hubs, other than coaster braking hubs and hub brakes, and free-wheel sprocket-wheels; for bicycles or other cycles other than bicycles of those 87120020	248.662	6.077.414	2.866.888	57.864.895
87149410	Brakes, including coaster braking hubs and hub brakes, and parts thereof; for bicycles of subheading 87120020	-	1.379	-	32.666
87149490	Brakes, including coaster braking hubs and hub brakes, and parts thereof; for bicycles or other cycles other than those of subheading 87120020	157.486	994.631	1.142.340	10.733.550
87149510	Saddles; for bicycles of subheading 87120020	714	92.893	5.261	1.087.308
87149590	Saddles; for bicycles or other cycles other than those of subheading 87120020	80	993	2.425	31.174
87149610	Pedals and crank-gear, and parts thereof; for bicycles of subheading 87120020	49.233	852.701	276.834	4.339.882
87149690	Pedals and crank-gear, and parts thereof; for bicycles or other cycles other than those of subheading 87120020	4.679	40.606	184.688	880.626
87149911	Handle bars, pillars, mudguards, reflectors, carriers, control cables, lamp brackets or bracket lugs, other accessories; for bicycles of subheading 87120020	768	20.591	11.352	340.113
87149912	Chain wheels and cranks, other parts; for bicycles of subheading 87120020	16	3.137	69	5.228
87149991	Handle bars, pillars, mudguards, reflectors, carriers, control cables, lamp brackets or bracket lugs; other accessories; for bicycles or other cycles other than those of subheading 87120020	184.556	1.727.033	1.377.785	14.276.274
87149993	Nipples for spokes; for bicycles or other cycles other than those of subheading 87120020	36	400	70	3.607
87149994	Chain wheels and cranks; other parts; for bicycles or other cycles other than those of subheading 87120020	485.097	8.329.720	5.314.740	73.349.628
87150000	Baby carriages and parts thereof	424	41.357	410	132.159
87162000	Self-loading or self-unloading trailers and semi-trailers for agricultural purposes	-	2	-	522
87163100	Tanker trailers and tanker semi-trailers	-	14.717	-	44.980
87163940	Agricultural trailers and semi-trailers	-	762	-	2.074
87163991	Trailers and semi-trailers for the transport of goods; other than tanker and agricultural type; having a carrying capacity (payload) exceeding 200 t	128.400	912.615	880.000	3.580.739
87163999	Trailers and semi-trailers for the transport of goods; other than tanker and agricultural type; having a carrying capacity (payload) not exceeding 200 t	27.224	211.554	313.823	868.319
87164000	Trailers and semi-trailers, not elsewhere classified in heading 8716	13.400	3.305.913	158.327	5.972.613
87168010	Carts and wagons, sack trucks, hand trolleys and similar hand-propelled vehicles of a kind used in factories or workshops, except wheelbarrows	337	21.851	4.873	159.128
87168020	Wheelbarrows	50.720	485.514	73.530	811.780
87168090	Vehicles, not mechanically propelled, not elsewhere classified in heading 8716	591	25.527	2.786	78.682
87169019	Parts; for trailers and semi-trailers other than those of subheading 871620	3.670	130.629	2.264	321.273

Tabel 3 : Ekspor Indonesia menurut Komoditi (Kode HS 8 digit)

Desember 2022

Kode H S	Uraian golongan barang	Berat bersih (Kg)		Nilai F.O.B. (U S \$)	
		Bulan ini	Kumulatif	Bulan ini	Kumulatif
		(1)	(2)	(3)	(4)
87169021	Castor wheels, of a diameter (incl. tyres) exceeding 100 mm but not more than 250 mm provided the width of the wheel or tyre fitted thereto \geq 30 mm; for vehicles of subheading 87168010 or 87168020	-	258	-	768
87169022	Castor wheels, with 75 mm < diameter (incl. tyres) \leq 100 mm, or diameter > 250 mm provided the width of the wheel or tyre fitted thereto \geq 30 mm; for vehicles of subheading 87168010 or 87168020	-	35	-	444
87169023	Parts; for goods of subheading 87168010, not elsewhere classified in heading 8716	480	4.514	220	1.125
87169095	Castor wheels, of a diameter (including tyres) exceeding 100 mm but not more than 250 mm provided the width of the wheel or tyre fitted thereto \geq 30 mm; for goods of subheading 87168090	15	158	328	4.803
87169096	Castor wheels, with 75 mm < diameter (incl. tyres) \leq 100 mm, or diameter > 250 mm provided the width of the wheel or tyre fitted thereto \geq 30 mm; for goods of subheading 87168090	-	890	-	1.824
87169099	Parts; for goods of subheading 87168090, not elsewhere classified in heading 8716	592	44.701	15.519	207.155
88010000	Balloons and dirigibles; gliders, hang gliders and other non-powered aircraft	674	2.628	4.086	58.706
88021100	Helicopters; of an unladen weight not exceeding 2,000 kg	-	1.600	-	2.000.000
88021200	Helicopters; of an unladen weight exceeding 2,000 kg	-	4.810	-	3.403.600
88022010	Aeroplanes; of an unladen weight not exceeding 2,000 kg	-	187	-	2.000
88022090	Powered aircraft, except unmanned aircraft of heading 8806; other than helicopters and aeroplanes; of an unladen weight not exceeding 2,000 kg	3	109	455	13.655
88023010	Aeroplanes; of an unladen weight exceeding 2,000 kg but not exceeding 15,000 kg	-	10.068	-	13.136.617
88023090	Powered aircraft, except unmanned aircraft of heading 8806; other than helicopters and aeroplanes; of an unladen weight exceeding 2,000 kg but not exceeding 15,000 kg	22	27	100	5.094
88024010	Aeroplanes; of an unladen weight exceeding 15,000 kg	-	42.640	-	4.825.370
88024090	Powered aircraft, except unmanned aircraft of heading 8806; other than helicopters and aeroplanes; of an unladen weight exceeding 15,000 kg	5	111	94	15.638
88026000	Spacecraft (including satellites) and suborbital and spacecraft launch vehicles	-	14	-	10.000
88040090	Parachutes (including dirigible parachutes and paragliders); parts thereof and accessories thereto	-	857	-	82.836
88051000	Aircraft launching gear and parts thereof; deck-arrestor or similar gear and parts thereof	3.755	3.755	6.000	6.000
88052100	Air combat simulators and parts thereof	-	1	-	836
88052990	Parts of ground flying trainers	-	107	-	4.000
88062100	Unmanned aircraft; other than designed for the carriage of passengers; for remote-controlled flight only; with maximum take-off weight not more than 250 g	17	170	16.827	82.991
88062200	Unmanned aircraft; other than designed for the carriage of passengers; for remote-controlled flight only; with maximum take-off weight more than 250 g but not more than 7 kg	33	429	32.297	280.619
88062900	Unmanned aircraft; other than designed for the carriage of passengers; for remote-controlled flight only; with maximum take-off weight more than 150 kg	95	153	14.692	20.933
88069200	Unmanned aircraft; other than designed for the carriage of passengers; not remote-controlled flight only; with maximum take-off weight more than 250 g but not more than 7 kg	-	2	-	100
88069900	Unmanned aircraft; other than designed for the carriage of passengers; not remote-controlled flight only; with maximum take-off weight more than 150 kg	-	12	-	955

Tabel 3 : Ekspor Indonesia menurut Komoditi (Kode HS 8 digit)

Desember 2022

Kode H S	Uraian golongan barang	Berat bersih (Kg)		Nilai F.O.B. (U S \$)	
		Bulan ini	Kumulatif	Bulan ini	Kumulatif
(1)	(2)	(3)	(4)	(5)	(6)
88071000	Propellers and rotors and parts thereof; of goods of heading 8801, 8802 or 8806	538	7.883	11.019	140.311
88072000	Under-carriages and parts thereof; of goods of heading 8801, 8802 or 8806	433	10.928	14.400	193.405
88073000	Parts of aeroplanes, helicopters or unmanned aircraft; other than under-carriages, propellers, rotors, and parts thereof	32.136	220.502	6.816.168	66.181.655
88079000	Parts of goods of heading 8801, 8802 or 8806, not elsewhere classified in heading 8807	697	28.586	139.125	3.286.027
89011010	Cruise ships, excursion boats and similar vessels principally designed for the transport of persons; ferry-boats of all kinds; of a gross tonnage not exceeding 26	750	750	7.500	7.500
89011020	Cruise ships, excursion boats and similar vessels principally designed for the transport of persons; ferry-boats of all kinds; of a gross tonnage exceeding 26 but not exceeding 500	237.900	1.683.820	1.118.000	14.729.733
89011070	Cruise ships, excursion boats and similar vessels principally designed for the transport of persons; ferry-boats of all kinds; of a gross tonnage exceeding 1,000 but not exceeding 4,000	-	2.300.000	-	1.811.656
89019011	Not motorised vessels for the transport of goods and vessels for the transport of both persons and goods; n.e.c. in heading 8901; of a gross tonnage not exceeding 26	6.000	8.000	5.500	12.506
89019014	Not motorised vessels for the transport of goods and vessels for the transport of both persons and goods; n.e.c. in heading 8901; of a gross tonnage exceeding 500	1.026	9.390.052	1.755.424	14.505.541
89019031	Motorised vessels for the transport of goods and vessels for the transport of both persons and goods; n.e.c. in heading 8901; of a gross tonnage not exceeding 26	-	23.600	-	367.370
89019032	Motorised vessels for the transport of goods and vessels for the transport of both persons and goods; n.e.c. in heading 8901; of a gross tonnage exceeding 26 but not exceeding 500	-	923.700	-	23.876.547
89019033	Motorised vessels for the transport of goods and vessels for the transport of both persons and goods; n.e.c. in heading 8901; of a gross tonnage exceeding 500 but not exceeding 1,000	-	2.483.261	-	7.554.299
89019034	Motorised vessels for the transport of goods and vessels for the transport of both persons and goods; n.e.c. in heading 8901; of a gross tonnage exceeding 1,000 but not exceeding 4,000	768.000	768.000	4.213.018	4.213.018
89019036	Motorised vessels for the transport of goods and vessels for the transport of both persons and goods; n.e.c. in heading 8901; of a gross tonnage exceeding 5,000 but not exceeding 50,000	-	31.869.446	-	13.255.000
89020031	Fishing vessels; of a gross tonnage not exceeding 26	-	3.000	-	4.000
89020036	Fishing vessels; of a gross tonnage exceeding 1,000 but not exceeding 4,000	-	2.000	-	1.200
89031100	Inflatable (including rigid hull inflatable) boats; fitted or designed to be fitted with a motor, unladen (net) weight (excluding the motor) not exceeding 100 kg	-	535	-	5.360
89031200	Inflatable (including rigid hull inflatable) boats; not designed for use with a motor and unladen (net) weight not exceeding 100 kg	-	40.273	-	421.140
89031900	Inflatable (including rigid hull inflatable) boats; unladen (net) weight (excluding the motor) exceeding 100 kg	44.101	606.955	562.080	7.069.309
89032100	Sailboats, other than inflatable, with or without auxiliary motor; of a length not exceeding 7.5 m	-	339	-	18.093
89032200	Sailboats, other than inflatable, with or without auxiliary motor; of a length exceeding 7.5 m but not exceeding 24 m	-	5.235	-	120.949
89033200	Motorboats, other than inflatable, not including outboard motorboats; of a length exceeding 7.5 m but not exceeding 24 m	-	401	-	5.072

Tabel 3 : Ekspor Indonesia menurut Komoditi (Kode HS 8 digit)

Desember 2022

Kode H S	Uraian golongan barang	Berat bersih (Kg)		Nilai F.O.B. (U S \$)	
		Bulan ini	Kumulatif	Bulan ini	Kumulatif
(1)	(2)	(3)	(4)	(5)	(6)
89039900	Yachts and other vessels for pleasure or sports; rowing boats and canoes; n.e.c. in heading 8903; of a length exceeding 7.5 m	3.206	69.398	170.160	1.477.207
89040032	Tugs and pusher craft; of a gross tonnage exceeding 26; of a power not exceeding 1,200 hp	-	9.000	-	55.173
89040034	Tugs and pusher craft; of a gross tonnage exceeding 26; of a power exceeding 3,200 hp but not exceeding 4,000 hp	-	144.000	-	5.292.391
89040035	Tugs and pusher craft; of a gross tonnage exceeding 26; of a power exceeding 4,000 hp	-	12.009.059	-	37.187.990
89052000	Floating or submersible drilling or production platforms	14.017.960	73.515.229	45.904.310	1.011.358.808
89059090	Light-vessels, fire-floats, floating cranes and other vessels the navigability of which is subsidiary to their main function; other than dredgers	-	5.520.027	-	95.381.811
89069010	Vessels other than those of heading 8901 to 8905, including lifeboats other than rowing boats; other than warships; of a displacement not exceeding 30 t	-	21.994	-	1.417.448
89069090	Vessels other than those of heading 8901 to 8905, including lifeboats other than rowing boats; other than warships; of a displacement exceeding 300 t	-	40.834	-	78.543
89071000	Inflatable rafts	-	16.069	-	108.956
89079010	Buoys	1	84.508	621	259.147
89079090	Floating structures (for example, tanks, coffer-dams, landing-stages, and beacons)	58.151	2.811.557	241.840	13.004.697
90011010	Optical fibres, optical fibre bundles and cables; for telecommunications and other electrical uses	1.415	37.395	961.515	16.432.389
90011090	Optical fibres, optical fibre bundles and cables; not for telecommunications and other electrical uses	22.309	553.008	1.406.499	19.283.241
90013000	Contact lenses	26.491	294.320	4.869.483	61.553.398
90014000	Spectacle lenses of glass	118	2.071	13.987	215.543
90015000	Spectacle lenses of materials other than glass	192.587	2.241.625	4.491.092	48.776.039
90019010	Optical elements, unmounted, of any material (excl. elements of glass not optically worked), not elsewhere classified in heading 9001; for photographic or cinematographic cameras or projectors	14	289	475	20.314
90019090	Optical elements, unmounted, of any material (excl. elements of glass not optically worked), not elsewhere classified in heading 9001; not for photographic or cinematographic cameras or projectors	3.315	31.716	80.702	525.417
90021100	Objective lenses; for cameras, projectors or photographic enlargers or reducers	13.393	109.890	485.965	7.721.609
90021900	Objective lenses; not for cameras, projectors or photographic enlargers or reducers	106	982	11.568	178.773
90022010	Filters; for cinematographic projectors	-	2.700	-	7.560
90022020	Filters; for cinematographic cameras, photographic cameras and other projectors	1	1	5	5
90022090	Filters; not for cinematographic projectors, cinematographic cameras, photographic cameras and other projectors	1.134	26.119	147.306	2.249.062
90029030	Optical elements, mounted, of any material (excluding elements of glass not optically worked); for cinematographic cameras, photographic cameras and other projectors; n.e.c. in heading 9002	3.336	90.892	1.319.331	31.433.899
90029090	Optical elements, mounted, being parts or fittings for instruments or apparatus, of any material (excluding elements of glass not optically worked); n.e.c. in heading 9002	163	708	47.757	149.899
90031100	Frames and mountings for spectacles, goggles or the like; of plastics	189	1.794	11.421	88.895
90031900	Frames and mountings for spectacles, goggles or the like; of materials other than plastics	10	826	1.304	301.696
90039000	Parts of frames and mountings for spectacles, goggles or the like	123	999	41.632	316.471
90041000	Sunglasses	405	3.512	16.385	205.510

Tabel 3 : Ekspor Indonesia menurut Komoditi (Kode HS 8 digit)

Desember 2022

Kode H S	Uraian golongan barang	Berat bersih (Kg)		Nilai F.O.B. (U S \$)	
		Bulan ini	Kumulatif	Bulan ini	Kumulatif
(1)	(2)	(3)	(4)	(5)	(6)
90049010	Corrective spectacles	147	1.342	4.450	42.471
90049050	Protective goggles	490	1.589	21.735	56.015
90049090	Spectacles, goggles and the like; other than sunglasses, corrective spectacles, and protective goggles	474	26.433	6.499	112.746
90051000	Binoculars	17	65	1.796	7.267
90058090	Monoculars and other optical telescopes; other than binoculars	306	1.752	31.535	187.341
90059090	Parts and accessories (including mountings); for binoculars, monoculars, other optical telescopes	17	101	7.648	10.376
90063000	Cameras specially designed for underwater use, for aerial survey or for medical or surgical examination of internal organs; comparison cameras for forensic or criminological purposes	171	398	216.264	236.878
90064000	Instant print cameras	-	1.878	-	139.670
90065310	Photographic (other than cinematographic) cameras, other than those of subheading 900630 and 900640; for roll film of a width of 35 mm; with a through-the-lens viewfinder (SLR)	-	27	-	2.231
90065390	Photographic (other than cinematographic) cameras, other than those of subheading 900630 and 900640; for roll film of a width of 35 mm; without a through-the-lens viewfinder (SLR)	28	293	710	16.496
90065919	Photographic (other than cinematographic) cameras, other than those of subheading 900630 and 900640; for roll film of a width less than 35 mm; without a through-the-lens viewfinder (SLR)	-	12	-	45.576
90065929	Photographic (other than cinematographic) cameras, other than those of subheading 900630 & 900640; roll film of a width > 35 mm; for preparing printing plates/cylinders; other than laser photoplotters	186	202	200	231
90065990	Photographic (other than cinematographic) cameras; for roll film of a width more than 35 mm, not elsewhere classified in heading 9006	1	13	2.910	6.961
90066100	Discharge lamp ("electronic") flashlight apparatus	1	4	150	415
90066900	Photographic flashlight apparatus and flashbulbs other than discharge lamps of heading 8539; other than discharge lamp ("electronic") flashlight apparatus	55	98	1.746	9.151
90069140	Parts and accessories; for cameras of subheading 900640 or 900653	-	117	-	596
90069150	Parts and accessories; for cameras of subheading 90065911 or 90065919	-	15	-	1.074
90069190	Parts and accessories; for cameras, not elsewhere classified in 9006	2.065	3.311	6.106	92.329
90069910	Parts and accessories; for photographic flashlight apparatus	-	20	-	2.195
90069990	Parts and accessories; for flashbulbs	40	221	55	4.823
90071000	Cinematographic cameras, whether or not incorporating sound recording or reproducing apparatus	113	734	6.071	91.316
90072090	Cinematographic projectors, whether or not incorporating sound recording or reproducing apparatus; for film of 16 mm or more in width	-	1.742	-	13.936
90079100	Parts and accessories; for cinematographic cameras	52	756	3.565	65.704
90079200	Parts and accessories; for cinematographic cameras projectors	1.494	28.862	12.927	138.482
90085010	Image projectors, other than cinematographic, enlargers and reducers; microfilm, microfiche or other microform readers, whether or not capable of producing copies	-	61	-	4
90085090	Image projectors, other than cinematographic, enlargers and reducers; other than microfilm, microfiche or other microform readers, whether or not capable of producing copies	-	48	-	102
90089090	Parts and accessories; of image projectors, other than cinematographic	-	21	-	325

Tabel 3 : Ekspor Indonesia menurut Komoditi (Kode HS 8 digit)

Desember 2022

Kode H S	Uraian golongan barang	Berat bersih (Kg)		Nilai F.O.B. (U S \$)	
		Bulan ini	Kumulatif	Bulan ini	Kumulatif
		(1)	(2)	(3)	(4)
90101000	Apparatus and equipment for automatically developing photographic (including cinematographic) film or paper in rolls or for automatically exposing developed film to rolls of photographic paper	-	610	-	825
90105090	Apparatus and equipment for photographic (including cinematographic) laboratories, not elsewhere classified in Chapter 90	9	10	505	585
90106010	Projection screens; of 300 inches or more	2.500	5.000	5.225	10.450
90106090	Projection screens; of less than 300 inches	2.596	17.092	5.296	38.396
90109090	Parts and accessories of negatoscopes, projection screens, or apparatus and equipment for photographic (including cinematographic) laboratories, not elsewhere classified in Chapter 90	-	12	-	535
90111000	Stereoscopic microscopes	-	77	-	4.032
90112000	Compound optical microscopes, other than stereoscopic microscopes; for photomicrography, cinephotomicrography or microprojection	12	481	369	59.847
90118000	Compound optical microscopes, other than stereoscopic microscopes; not for photomicrography, cinephotomicrography or microprojection	43	111	44.158	72.238
90119000	Parts and accessories of compound optical microscopes	2	93	59	472
90121000	Microscopes other than optical microscopes; diffraction apparatus	-	18	-	2.050
90129000	Parts and accessories of diffraction apparatus and microscopes other than optical microscopes	1	35	2.194	19.921
90131010	Telescopic sights for fitting to arms; periscopes	-	52	-	6.222
90131020	Telescopes designed to form parts of machines, appliances, instruments or apparatus of Chapter 90 or Section XVI	39	42	60.853	62.972
90132000	Lasers, other than laser diodes	145	1.081	14.625	415.118
90138010	Optical error verification and repair apparatus for printed circuit boards/printed wiring boards and printed circuit assemblies	4	35	295	1.998
90138090	Optical appliances and instruments, not elsewhere classified in Chapter 90	430	3.454	253.678	460.276
90139010	Parts and accessories; of goods of subheading 90132000	10	210	10.696	10.836
90139090	Parts and accessories; of goods of subheading 90131020 and 90138090	92	866	18.540	190.403
90141000	Direction finding compasses	56	588	1.449	245.795
90142000	Instruments and appliances for aeronautical or space navigation (other than compasses)	27	8.245	5.235	586.159
90148011	Navigational instruments and appliances; of a kind used on ships, incorporating or working in conjunction with an automatic data processing machine; sonar or echo sounder	-	89	-	2.022
90148019	Navigational instruments and appliances; of a kind used on ships, incorporating or working in conjunction with an automatic data processing machine; other than sonar or echo sounder	5	15	1.410	3.670
90148090	Navigational instruments and appliances, not elsewhere classified in heading 9014	1.122	17.209	75.025	1.776.504
90149010	Parts and accessories of navigational instruments and apparatus; of a kind used on ships, working in conjunction with an automatic data processing machine	7	101	500	3.582
90149090	Parts and accessories of navigational instruments and apparatus; other than a kind used on ships, working in conjunction with an automatic data processing machine	-	1.635	-	80.100
90151010	Rangefinders; of a kind used in photography or cinematography	20	103	2.046	3.726
90151090	Rangefinders; other than a kind used in photography or cinematography	120	48.299	9.600	990.132
90152000	Theodolites and tachymeters (tacheometers)	8	489	691	19.956
90153000	Levels	10	26.761	1.075	1.395.805
90154000	Photogrammetrical surveying instruments and appliances	97	1.704	387	42.708

Tabel 3 : Ekspor Indonesia menurut Komoditi (Kode HS 8 digit)

Desember 2022

Kode H S	Uraian golongan barang	Berat bersih (Kg)		Nilai F.O.B. (U S \$)	
		Bulan ini	Kumulatif	Bulan ini	Kumulatif
(1)	(2)	(3)	(4)	(5)	(6)
90158010	Radio-sonde and radio-wind apparatus	4	472	2.958	54.889
90158090	Surveying, hydrographic, oceanographic, hydrological, meteorological or geophysical instruments and appliances, excluding compasses, not elsewhere classified in heading 9015	6.740	332.393	1.884.572	12.981.534
90159000	Parts & accessories of rangefinders & surveying (incl. photogrammetrical surveying), hydrographic, oceanographic, hydrological, meteorological or geophysical instruments & appliances, excl. compasses	271	533.883	98.729	16.811.490
90160000	Balances of a sensitivity of 5 cg or better, with or without weights	95	1.019	738	8.600
90171010	Plotters (drafting tables and machines), whether or not automatic	-	1	-	65
90171090	Drafting tables and machines, whether or not automatic; other than plotters	-	1.216	-	65.013
90172010	Rulers	36	1.274	695	5.616
90172090	Drawing, marking-out or mathematical calculating instruments, not elsewhere classified in heading 9017	5	1.589	745	10.527
90173000	Micrometers, callipers and gauges	912	26.774	62.378	903.572
90178000	Instruments for measuring length, for use in the hand (for example, measuring rods and tapes), not specified or included elsewhere in Chapter 90	1.023	13.335	27.174	463.189
90179040	Parts and accessories, including printed circuit assemblies, of other plotters	-	8	-	2.163
90179090	Parts & accessories of drawing, marking-out/mathematical calculating instruments & instruments for measuring length, for use in the hand, not included elsewhere in this Chapter, n.e.c. in heading 9017	17	642	1.329	150.596
90181100	Electro-cardiographs	73	272	307.553	630.045
90181200	Ultrasonic scanning apparatus	2.720	7.655	580.476	1.207.118
90181300	Magnetic resonance imaging apparatus	59	42.777	35.112	1.084.570
90181400	Scintigraphic apparatus	-	33	-	3.242
90181900	Electro-diagnostic apparatus (incl. apparatus for functional exploratory examination or for checking physiological parameters), not elsewhere classified in heading 9018	9.125	99.446	2.349.224	18.558.362
90182000	Ultra-violet or infra-red ray apparatus	-	838	-	690.937
90183110	Disposable syringes, with or without needles	616.080	6.009.253	3.986.706	34.896.642
90183190	Syringes, with or without needles; other than disposable syringes	185	52.311	6.581	248.079
90183200	Tubular metal needles and needles for sutures	1	7	21	243
90183910	Catheters	3.956	64.309	87.174	1.346.866
90183990	Cannulae and the like	14.350	83.460	80.218	478.136
90184100	Dental drill engines, whether or not combined on a single base with other dental equipment	5	12	35	1.650
90184900	Instruments and appliances, used in dental sciences, not elsewhere classified in heading 9018	1.238	14.070	197.860	2.180.002
90185000	Ophthalmic instruments and appliances, not elsewhere classified in heading 9018	4.339	63.147	2.141.723	18.299.599
90189010	Fibre optics headband lamps of a kind designed for medical use	1.943	7.423	36.334	148.736
90189020	Intravenous administration sets	30.413	172.075	195.378	950.467
90189031	Electro-surgical or electro-medical instruments and appliances	4	3.319	2.541	364.543
90189039	Electronic instruments and appliances, used in medical, surgical, dental or veterinary sciences, including sight-testing instruments, not elsewhere classified in heading 9018	538	154.135	285.071	16.691.768
90189090	Non-electronic Instruments and appliances used in medical, surgical, dental or veterinary sciences, including sight-testing instruments, not elsewhere classified in heading 9018	1.203.293	12.796.041	12.111.684	132.864.188

Tabel 3 : Ekspor Indonesia menurut Komoditi (Kode HS 8 digit)

Desember 2022

Kode H S	Uraian golongan barang	Berat bersih (Kg)		Nilai F.O.B. (U S \$)	
		Bulan ini	Kumulatif	Bulan ini	Kumulatif
		(1)	(2)	(3)	(4)
90191010	Mechano-therapy appliances, massage apparatus, psychological aptitude-testing apparatus; electrically operated	3.695	58.951	193.864	2.986.307
90191090	Mechano-therapy appliances, massage apparatus, psychological aptitude-testing apparatus; not electrically operated	233	1.286	378	45.668
90192010	Invasive ventilators	-	242	-	36.338
90192020	Ventilators, other than invasive ventilators	11	28.758	940	964.759
90192090	Ozone therapy, oxygen therapy, aerosol therapy, artificial respiration or other therapeutic respiration apparatus; other than ventilators	26.179	274.023	1.466.854	15.802.459
90200010	Full face masks for chemical, biological, radiological and nuclear (CBRN) protection	138	1.567	290	108.341
90200090	Breathing appliances (other than those of heading 9019) and gas masks, excl. protective masks having neither mechanical parts nor replaceable filters; other than full face masks for CBRN protection	37	19.378	5.432	371.802
90211010	Orthopaedic or fracture appliances of iron or steel	-	49	-	7.943
90211090	Orthopaedic or fracture appliances of material other than iron or steel	1	178	41	35.084
90212100	Artificial teeth	6	88	291	2.660
90212910	Dental fittings of iron or steel	-	0	-	3
90212990	Dental fittings of material other than titanium, iron or steel	65	89	20.446	30.988
90213100	Artificial joints	-	192	-	186.305
90213900	Artificial parts of the body; other than artificial teeth and artificial joints	181	13.238	62.553	2.982.726
90214000	Hearing aids, excluding parts and accessories	3	42	429	8.581
90215000	Pacemakers for stimulating heart muscles, excluding parts and accessories	-	24	-	55
90219000	Appliances which are worn or carried, or implanted in the body, to compensate for a defect or disability, not elsewhere classified in 9021	6.799	81.927	380.798	4.233.662
90221200	Computed tomography apparatus	8.550	20.101	95.000	180.008
90221300	Apparatus based on the use of X-rays, including radiography or radiotherapy apparatus, other than computed tomography apparatus; for dental uses	-	12	-	664
90221400	Apparatus based on the use of X-rays, including radiography or radiotherapy apparatus, other than computed tomography apparatus; for medical, surgical or veterinary uses	52	413	5.125	60.633
90221910	X-ray apparatus for the physical inspection of solder joints on printed circuit board/printed wiring board assemblies	-	1.880	-	326.952
90221990	Apparatus based on the use of X-rays, other than computed tomography apparatus; not for medical, surgical, dental or veterinary uses, not elsewhere classified in heading 9022	217	6.474	68.126	444.807
90222100	Apparatus based on the use of alpha, beta, gamma or other ionising radiations, for medical, surgical, dental or veterinary uses, including radiography or radiotherapy apparatus	-	1.139	-	20.555
90223000	X-ray tubes	15	8.598	1.123	835.642
90229010	Parts and accessories of X-ray apparatus for the physical inspection of solder joints on printed circuit assemblies	337	3.178	41.338	359.150
90229020	Parts and accessories of X-ray apparatus, other than for the physical inspection of solder joints on printed circuit assemblies	-	801	-	117.737
90229090	Parts & accessories of apparatus based on the use of alpha, beta, gamma/other ionising radiations; high tension generators, control panels & desks, screens, examination/treatment tables, chairs etc.	333	14.191	44.710	3.895.322
90230000	Instruments, apparatus and models, designed for demonstrational purposes (for example, in education or exhibitions), unsuitable for other uses	11.141	62.824	188.922	1.992.153

Tabel 3 : Ekspor Indonesia menurut Komoditi (Kode HS 8 digit)

Desember 2022

Kode H S	Uraian golongan barang	Berat bersih (Kg)		Nilai F.O.B. (U S \$)	
		Bulan ini	Kumulatif	Bulan ini	Kumulatif
		(1)	(2)	(3)	(4)
90241010	Machines and appliances for testing metals; electrically operated	35	307	628	45.207
90241020	Machines and appliances for testing metals; not electrically operated	-	898	-	20.773
90248010	Machines and appliances for testing the hardness, strength, compressibility, elasticity or other mechanical properties of materials (other than metals); electrically operated	61	96.787	1.057	952.891
90248020	Machines and appliances for testing the hardness, strength, compressibility, elasticity or other mechanical properties of materials (other than metals); not electrically operated	1	985	648	33.264
90249000	Parts and accessories of machines and appliances for testing the hardness, strength, compressibility, elasticity or other mechanical properties of materials	225	4.037	13.832	154.810
90251100	Thermometers and pyrometers, not combined with other instruments; liquid-filled, for direct reading	-	265	-	8.025
90251911	Temperature gauges for motor vehicles; electrically operated	-	31	-	8.862
90251919	Electrically operated thermometers and pyrometers, not combined with other instruments, other than liquid-filled for direct reading and temperature gauges for motor vehicles	2.940	28.503	311.599	4.184.101
90251920	Not electrically operated thermometers and pyrometers, not combined with other instruments, other than liquid-filled for direct reading	183	6.883	1.151	247.025
90258000	Hydrometers and similar floating instruments, barometers, hygrometers and psychrometers, recording or not, and any combination of these instruments	3.085	13.586	702.838	2.611.209
90259000	Parts and accessories of hydrometers and similar floating instruments, thermometers, pyrometers, barometers, hygrometers and psychrometers, recording or not, and any combination of these instruments	7	3.945	126	71.092
90261050	Level gauges for motor vehicles	292	12.538	13.642	309.701
90261090	Instruments and apparatus for measuring or checking the flow or level of liquids, other than level gauges for motor vehicles	2.140	17.641	44.923	378.410
90262050	Pressure gauges for motor vehicles	4.505	50.239	155.656	1.909.894
90262090	Instruments and apparatus for measuring or checking pressure, other than pressure gauges for motor vehicles	2.490	95.237	108.202	3.700.072
90268000	Instruments & apparatus for measuring/checking the variables of liquids/gases (e.g. flow meters, manometers, heat meters), excl. those of heading 9014, 9015, 9028 or 9032, n.e.c. in heading 9026	3.253	37.894	416.121	7.293.820
90269000	Parts and accessories of instruments and apparatus for measuring or checking the flow, level, pressure or other variables of liquids or gases, excl. those of heading 9014, 9015, 9028 or 9032	2.639	54.147	132.553	2.443.274
90271000	Gas or smoke analysis apparatus	685	17.154	93.933	1.224.983
90272000	Chromatographs and electrophoresis instruments	295	1.081	123.840	357.416
90273000	Spectrometers, spectrophotometers and spectrographs using optical radiations (UV, visible, IR)	105	975	11.544	390.940
90275000	Instruments and apparatus using optical radiations (UV, visible, IR) other than spectrometers, spectrophotometers and spectrographs	1.038	35.929	300.214	5.906.133
90278100	Mass spectrometers	-	107.954	-	15.041.736
90278910	Exposure meters	-	113	-	58.631
90278990	Instruments & apparatus for physical/chemical analysis, for measuring viscosity, porosity, expansion, surface tension etc., or for measuring quantities of heat, sound/light; n.e.c. in heading 9027	42.491	159.781	5.548.355	21.254.888
90279000	Microtomes; parts and accessories	125.893	1.292.073	1.605.519	15.636.951
90281010	Gas meters of a kind mounted on gas containers	29	167	31.043	55.162
90281090	Gas meters, other than a kind mounted on gas containers	7	191	8.327	30.213
90282020	Water meters	185.905	2.045.106	2.186.126	31.432.763

Tabel 3 : Ekspor Indonesia menurut Komoditi (Kode HS 8 digit)

Desember 2022

Kode H S	Uraian golongan barang	Berat bersih (Kg)		Nilai F.O.B. (U S \$)	
		Bulan ini	Kumulatif	Bulan ini	Kumulatif
(1)	(2)	(3)	(4)	(5)	(6)
90282090	Liquid meters, other than water meters	2.262	4.105	348.057	422.514
90283010	Kilowatt-hour meters	54.339	536.456	2.844.127	30.369.459
90283090	Electricity meters, other than kilowatt-hour meters	23	425	1.335	36.396
90289010	Parts and accessories of water meter housings or bodies	143	15.269	51.811	829.407
90289090	Parts and accessories of gas, liquid or electricity supply or production meters, other than water meter housings or bodies	19.162	180.948	1.185.039	8.372.846
90291020	Taximeters	618	6.186	55.691	533.846
90291090	Revolution counters, production counters, mileometers, pedometers and the like, other than taximeters	1.000	19.022	105.137	2.002.646
90292010	Speedometers for motor vehicles	44.671	410.161	2.613.374	22.036.469
90292020	Tachometers for motor vehicles	3.911	43.800	163.350	2.021.525
90292090	Speed indicators and tachometers (other than for motor vehicles); stroboscopes	24.354	102.950	1.605.912	7.197.090
90299010	Parts and accessories of goods of subheading 902910; parts and accessories of stroboscopes of subheading 902920	336	13.214	36.475	1.032.762
90299020	Parts and accessories of speed indicators and tachometers of subheading 902920	16.815	280.866	662.224	8.390.082
90301000	Instruments and apparatus for measuring or detecting ionising radiations	100	3.930	24.259	1.408.656
90302000	Oscilloscopes and oscillographs	20	300	7.810	111.730
90303100	Multimeters without a recording device	20	5.932	85	162.840
90303200	Multimeters with a recording device	11	1.011	39	694.582
90303310	Instruments and apparatus for measuring or checking voltage, current, resistance or power on printed circuit boards/printed wiring boards or printed circuit assemblies; without a recording device	42	691	21.262	121.858
90303320	Impedance-measuring instruments and apparatus, apparatus for testing electrostatic control equipment and electrostatic grounding devices/fixtures; without a recording device	44	452	7.892	94.524
90303330	Ammeters and voltmeters for motor vehicles; without a recording device	-	188	-	2.704
90303340	Resistance measuring instruments, without a recording device, not elsewhere classified in heading 9030	-	5	-	522
90303390	Instruments & apparatus, for measuring/checking voltage, current, resistance/power (oth than those for measuring/checking semiconductor wafers/devices); w/o a recording device, n.e.c. in heading 9030	891	18.277	278.030	3.890.119
90303900	Instruments & apparatus, for measuring/checking voltage, current, resistance/power (oth than those for measuring/checking semiconductor wafers/devices); w/ a recording device, n.e.c. in heading 9030	187	1.908	29.278	711.098
90304000	Instruments and apparatus, specially designed for telecommunications (for example, cross-talk meters, gain measuring instruments, distortion factor meters, psophometers), n.e.c. in heading 9030	70	1.440	919	656.344
90308290	Instruments and apparatus for measuring or checking semiconductor wafers or devices (including integrated circuits), other than wafer probers	1	2	19	29
90308410	Instruments and apparatus, with a recording device, for measuring or checking electrical quantities on printed circuit boards/printed wiring boards and printed circuit assemblies	0	1.500	19	20.480
90308490	Instruments and apparatus for measuring or checking electrical quantities, excluding meters of heading 9028, with a recording device, n.e.c. in heading 9030	44	17.989	8.796	457.238
90308910	Instruments and apparatus, without a recording device, for measuring or checking electrical quantities on printed circuit boards/printed wiring boards and printed circuit assemblies	28	163	5.413	25.440

Tabel 3 : Ekspor Indonesia menurut Komoditi (Kode HS 8 digit)

Desember 2022

Kode H S	Uraian golongan barang	Berat bersih (Kg)		Nilai F.O.B. (U S \$)	
		Bulan ini	Kumulatif	Bulan ini	Kumulatif
(1)	(2)	(3)	(4)	(5)	(6)
90308990	Instruments and apparatus for measuring or checking electrical quantities, excluding meters of heading 9028, without a recording device, n.e.c. in heading 9030	1.925	11.583	1.930.360	3.489.619
90309010	Parts and accessories (including printed circuit assemblies) of goods of subheading 903040 or 903082	612	5.502	427.043	3.521.817
90309030	Parts and accessories of optical instruments and appliances for measuring or checking printed circuit boards/printed wiring boards and printed circuit assemblies	115	1.623	22.630	138.174
90309040	Parts and accessories of other instruments and apparatus for measuring or checking electrical quantities on printed circuit boards/printed wiring boards and printed circuit assemblies	696	9.620	74.390	938.268
90309090	Parts&accessories of instruments&apparatus for measuring/checking electrical quantities n.e.c. in heading 9030, parts&accessories of instruments&apparatus for measuring/detecting ionising radiations	488	19.953	76.030	2.649.361
90311000	Machines for balancing mechanical parts	1.411	11.482	121.268	393.451
90312000	Test benches	-	10.235	-	89.308
90314100	Optical instruments & appliances for inspecting semiconductor wafers/devices (include integrated circuits)/for inspecting photomasks/reticles used in manufacturing semiconductor devices (include IC)	-	61	-	1.916
90314910	Optical instruments and appliances for measuring surface particulate contamination on semiconductor wafers	-	247	-	31.838
90314920	Optical error verification and repair apparatus for printed circuit boards/printed wiring boards and printed circuit assemblies	-	502	-	24.167
90314930	Optical instruments and appliances for measuring or checking printed circuit boards/printed wiring boards and printed circuit assemblies	-	371	-	13.362
90314990	Optical instruments and appliances for other purpose nor elsewhere classified in subheading 903149	5.676	41.371	2.881.295	18.032.489
90318010	Cable testers	921	3.056	4.439	263.185
90318090	Non optical measing or checking instruments, appliances and machines, other than cable testers	22.017	1.328.408	1.549.457	23.502.362
90319030	Parts&acc incl PCA of optical instr&appl for inspecting semiconductor wafer/device/for inspecting mask,photomask/reticle used in mfg semiconductor device;part&acc of optical instr&appl for measuring surface particulate contamination on semiconductor wafer	2	137	93	55.345
90319040	Parts & accessories of optical error verification and repair apparatus for printed circuit boards/printed wiring boards and printed circuit assemblies	-	45	-	20
90319050	Parts & accessories of other optical instruments and appliances for measuring or checking printed circuit boards/printed wiring boards and printed circuit assemblies	-	8	-	4.352
90319090	parts and accessories, not elsewhere clasified in subheading 903190	5.718	333.941	780.290	6.166.525
90321000	Thermostats	14.374	204.248	593.693	12.263.773
90322000	Manostats	2	12	31	1.719
90328100	Hydraulic or pneumatic	1.099	14.214	6.329	95.425
90328910	Instrument&apparatus incorporating or working in conjunction w/ automatic data processing machine,for automatically regulating or controlling the propulsion, ballast or cargo handling systems of ships	390	498	66	78.676
90328920	Automatic instruments and apparatus for regulating or controlling chemical or electrochemical solutions in the manufacture of PCB/PWB/PCBA	1	1.146	1	102.090
90328931	Automatic regulating voltage units (stabilisers)	1.512	22.614	48.677	615.659
90328939	Automatic regulating or controlling instruments and apparatus, electrically operated, not elsewhere classified in subheading 903289	36.279	233.064	2.976.847	18.201.882

Tabel 3 : Ekspor Indonesia menurut Komoditi (Kode HS 8 digit)

Desember 2022

Kode H S	Uraian golongan barang	Berat bersih (Kg)		Nilai F.O.B. (U S \$)	
		Bulan ini	Kumulatif	Bulan ini	Kumulatif
(1)	(2)	(3)	(4)	(5)	(6)
90328990	Automatic regulating or controlling instruments and apparatus, not elsewhere classified in subheading 903289, non electrically operated	30.073	351.455	2.153.479	27.513.040
90329010	Parts & accessories of instruments & apparatus incorporating/working in conjunction with computer,for automatically regulating/controlling the propulsion,ballast/cargo handling systems of ships	-	174	-	12.861
90329090	Parts and accessories, not elsewhere classified in subheading 903290	9.278	107.905	459.967	4.621.152
90330000	Parts and accessories (not specified or included elsewhere in this Chapter) for machines, appliances, instruments or apparatus of Chapter 90	35.699	410.227	697.387	10.884.505
91011100	Wrist-watches, electrically operated, whether or not incorporating a stop-watch facility, with mechanical display only	330	4.328	67.706	1.041.174
91011900	Wrist-watches, electrically operated, whether or not incorporating a stop-watch facility, without mechanical display only	15	369	3.081	670.480
91012100	Wrist-watches, non-electrically operated, whether or not incorporating a stop-watch facility, with automatic winding	44	626	882	511.184
91012900	Wrist-watches, non-electrically operated, whether or not incorporating a stop-watch facility, without automatic winding	1.005	5.641	10.926	42.402
91019100	Pocket-watches and other watches, including stop-watches, with case of precious metal or of metal clad with precious metal, electrically operated	1	4	4	58.561
91019900	Pocket-watches and other watches, including stop-watches, with case of precious metal or of metal clad with precious metal, non-electrically operated	218	1.849	63.830	413.849
91021100	Wrist-watches other than those of heading 9101, electrically operated, whether or not incorporating a stop-watch facility, with mechanical display only	221	3.057	21.314	630.002
91021200	Wrist-watches other than those of heading 9101, electrically operated, whether or not incorporating a stop-watch facility, with opto-electronic display only	415	3.615	53.562	457.291
91021900	Wrist-watches other than those of heading 9101, electrically operated, whether or not incorporating a stop-watch facility, without mechanical or opto-electronic display	12.247	94.265	43.192	670.904
91022100	Wrist-watches other than those of heading 9101, non-electrically operated, whether or not incorporating a stop-watch facility, with automatic winding	1	143	794	209.470
91022900	Wrist-watches other than those of heading 9101, non-electrically operated, whether or not incorporating a stop-watch facility, without automatic winding	8	3.525	514	3.443.644
91029100	Pocket-watches and other watches, including stop-watches, other than those of heading 9101, electrically operated	0	9	99	804
91029900	Pocket-watches and other watches, including stop-watches, other than those of heading 9101, non-electrically operated	203	2.784	38.169	1.652.590
91031000	Clocks with watch movements, excluding clocks of heading 9104, electrically operated	3	6	70	5.064
91039000	Clocks with watch movements, excluding clocks of heading 9104, non-electrically operated	-	94	-	587
91040010	Instrument panel clocks and clocks of a similar type for vehicles, aircraft, spacecraft or vessels, for vehicles	2	2	50	107
91040090	Instrument panel clocks and clocks of a similar type for vehicles, aircraft, spacecraft or vessels, other than for vehicles	50	56	8	19.789
91051100	Alarm clocks, electrically operated	-	62	-	567
91051900	Alarm clocks, non-electrically operated	15	316	400	7.837
91052100	Wall clocks, electrically operated	4	1.317	84	30.349
91052900	Wall clocks, non-electrically operated	31	3.336	1.804	11.253

Tabel 3 : Ekspor Indonesia menurut Komoditi (Kode HS 8 digit)

Desember 2022

Kode H S	Uraian golongan barang	Berat bersih (Kg)		Nilai F.O.B. (U S \$)	
		Bulan ini	Kumulatif	Bulan ini	Kumulatif
(1)	(2)	(3)	(4)	(5)	(6)
91059190	Clocks excluding alarm clocks or wall clocks, electrically operated, other than marine chronometers	5	27	5	577
91059990	Clocks excluding alarm clocks or wall clocks, non-electrically operated, other than marine chronometers	2	552	69	1.175
91061000	Time-registers; time-recorders	13.571	181.775	932.377	12.799.452
91069090	Time, with clock or watch movement or with synchronous motor, other than time-registers or time-recorders or parking meters	5.287	36.756	642.353	4.359.857
91070000	Time switches with clock or watch movement or with synchronous motor	1.022	20.798	54.763	1.053.223
91081200	Watch movements, complete and assembled with opto-electronic display only, electrically operated	-	0	-	85
91082000	Watch movements, complete and assembled with automatic winding	-	488	-	311.479
91089000	Watch movements, complete and assembled without automatic winding, non-electronic operated	-	5	-	2.119
91091000	Clock movements, complete and assembled, electrically operated	2	6	66	200
91099000	Clock movements, complete and assembled, non-electrically operated	-	2	-	6.374
91101100	Complete watch movements, unassembled or partly assembled (movement sets)	-	9	-	59.737
91109000	Complete clock movements, unassembled or partly assembled (movement sets); incomplete clock movements, assembled; rough clock movements	2	35	8	3.720
91112000	Watch cases of base metal, whether or not gold- or silver-plated	-	32	-	749
91118000	Watch cases other than of precious metal or of metal clad with precious metal or of base metal, whether or not gold-or silver-plated	5	86	1.040	9.192
91119000	Parts of watch cases	-	17	-	851
91129000	Parts of clock cases and cases of a similar type for other goods of this Chapter	-	5	-	25.459
91131000	Watch straps, watch bands and watch bracelets, and parts thereof, of precious metal or of metal clad with precious metal	-	17	-	1.453
91132000	Watch straps, watch bands and watch bracelets, and parts thereof, of base metal, whether or not gold- or silver-plated	-	2.252	-	331
91139000	Watch straps, watch bands and watch bracelets, and parts thereof, other than of precious metal or of metal clad with precious metal or of base metal, whether or not gold- or silver-plated	311	9.470	22.694	300.489
91143000	Dials for clock or watch	-	5	-	126
91144000	Plates and bridges for clock or watch parts	-	3	-	389
91149000	Parts for clock or watch parts, not else where clasified in heading 91	113	1.822	3.928	69.045
92011000	Upright pianos, including automatic pianos; harpsichords and other keyboard stringed instruments	707.932	10.010.446	7.080.083	94.198.859
92012000	Grand pianos, including automatic pianos; harpsichords and other keyboard stringed instruments	165.866	2.667.052	2.957.427	45.282.205
92019000	Pianos other than upright pianos or grand pianos, including automatic pianos; harpsichords and other keyboard stringed instruments	52	13.982	3.996	27.512
92021000	String musical instruments (for example, guitars, violins, harps), played with a bow	2.663	13.206	751.679	3.760.385
92029000	String musical instruments (for example, guitars, violins, harps), played with other than a bow	130.362	2.810.558	4.025.435	86.026.861
92051000	Brass-wind musical instruments (for example, keyboard pipe organs, accordions, clarinets, trumpets, bagpipes), other than fairground organs and mechanical street organs	22	599	1.244	12.223
92059010	Keyboard pipe organs; harmoniums and similar keyboard instruments with free metal reeds	18	4.250	40	45.791

Tabel 3 : Ekspor Indonesia menurut Komoditi (Kode HS 8 digit)

Desember 2022

Kode H S	Uraian golongan barang	Berat bersih (Kg)		Nilai F.O.B. (U S \$)	
		Bulan ini	Kumulatif	Bulan ini	Kumulatif
		(1)	(2)	(3)	(4)
92059090	Non brass-wind musical instruments, other than fairground organs and mechanical street organs or keyboard pipe organs, or harmoniums and similar keyboard instruments with free metal reeds	91.204	991.225	4.769.375	48.246.564
92060000	Percussion musical instruments (for example, drums, xylophones, cymbals, castanets, maracas)	144.931	2.353.539	552.560	6.891.010
92071000	Keyboard instruments, other than accordions, the sound of which is produced, or must be amplified, electrically (for example, organs, guitars)	1.474.610	23.952.414	17.199.299	242.348.604
92079000	Musical instruments excluding keyboard instrument, other than accordions; the sound of which is produced, or must be amplified, electrically (for example, organs, guitars, accordions)	453.601	7.870.460	13.404.146	208.195.564
92081000	Musical boxes	1	956	84	53.750
92089010	Decoy calls of all kinds; whistles, call horns and other mouth-blown sound signalling instruments	15	251	279	3.097
92089090	Fairground organs, mechanical street organs, mechanical singing birds, musical saws and other musical instruments not falling within any other heading of this Chapter	407	2.536	969	23.959
92093000	Musical instrument strings	429	6.283	37.721	469.625
92099110	Strung backs, keyboards and metal frames for upright pianos	145.260	1.786.891	970.470	11.613.804
92099190	Parts and accessories for pianos other than strung backs, keyboards and metal frames for upright pianos	118.198	1.525.928	979.374	11.962.293
92099200	Parts and accessories for other musical instruments (for example guitars, violins, harps)	232	5.062	21.546	264.030
92099400	Parts and accessories for the musical instruments, the sound of which is produced, or must be amplified, electrically (for example, organs, guitars, accordions)	182.501	3.026.392	1.734.004	23.607.137
92099900	Metronomes, tuning forks and pitch pipes of all kinds; - Of watches ; - - Parts and accessories for pianos	53.239	699.910	1.244.862	17.225.999
93011000	Artillery weapons (for example, guns, howitzers and mortars)	-	2.193	-	1.095.907
93012000	Rocket launchers; flame-throwers; grenade launchers; torpedo tubes and similar projectors	-	504	-	97.866
93019000	Military weapons, other than revolvers, pistols and the arms of heading 9307, 930110,930120	-	392	-	220.268
93020000	Revolvers and pistols, other than those of heading 9303 or 9304	-	353	-	1.706
93032090	Sporting or target-shooting shotguns, including combination shotgun-rifles	916	916	94.590	94.590
93033090	Other sporting or target-shooting rifles	-	234	-	287.146
93039090	Very pistols and other devices designed to project only signal flares, pistols and revolvers for firing blank ammunition, captive- bolt humane killers, line-throwing guns	-	1	-	50
93040010	Air guns, operating at a pressure of less than 7 kgf/cm2	-	3	-	88
93051000	Parts and accessories of revolvers or pistols	-	11	-	456
93052000	Parts and accessories of shotguns or rifles of heading 9303	-	59	-	12.804
93059190	Parts and accessories military weapons of heading 9301; Of other than leather or of textile material	-	64	-	98.282
93059919	Parts and accessories of goods of subheading 93040090; Of oth than leather or of textile material	14	114	513	5.559
93059999	Parts and accessories of oth than leather or textile material for articles headings 9303 to 9304 (excl subhead 93040090 and shotguns or rifles of heading 9303)	-	363	-	29.171
93062100	Shotgun cartridges	-	5	-	113
93062900	Parts thereof Shotgun; air gun pellets	1	852	100	83.861
93063099	Cartridges for munition of war&parts thereof oth than for revolver&pistols/for riveting/captive-bolt humane killers/sporting,hunting/target-shooting guns,rifles&carbines,oth than shotguns/22 calibre	-	345	-	15.038
93069010	Bombs, grenades, torpedoes, mines, missiles and similar munitions of war and parts thereof	-	3.987	-	96.843

Tabel 3 : Ekspor Indonesia menurut Komoditi (Kode HS 8 digit)

Desember 2022

Kode H S	Uraian golongan barang	Berat bersih (Kg)		Nilai F.O.B. (U S \$)	
		Bulan ini	Kumulatif	Bulan ini	Kumulatif
		(1)	(2)	(3)	(4)
93069090	other ammunition and projectiles and parts thereof, including shot and cartridge wads	136	39.832	1.610	1.123.291
93070000	Swords, cutlasses, bayonets, lances and similar arms and parts thereof and scabbards and sheaths therefor	11	1.069	854	34.937
94011000	Seats of a kind used for aircraft, whether or not convertible into beds	-	691	-	9.747
94012010	Seats of a kind used for vehicles of heading 8702, 8703 or 8704, whether or not convertible into beds	69.773	206.686	1.058.304	2.695.973
94012090	Seats of a kind used for vehicles other than of heading 8702, 8703 or 8704, whether or not convertible into beds	2.531	64.393	24.613	1.342.956
94013100	Swivel seats with variable height adjustment of wood, whether or not convertible into beds	262	7.280	2.599	40.021
94013900	Swivel seats with variable height adjustment of other than wood, whether or not convertible into beds	270	23.286	233	189.843
94014100	Seats other than garden seats or camping equipment, convertible into beds; of wood	-	41.719	-	44.900
94014900	Seats other than garden seats or camping equipment, convertible into beds; of other than wood	982	79.932	3.686	299.745
94015200	Seat of bamboo	1.901	29.315	12.408	119.928
94015300	Seat of rattan	761.470	11.302.805	5.224.980	80.708.526
94015900	Seats of cane, osier, or similar materials but other than bamboo or rattan	156.208	2.548.738	2.077.569	34.634.013
94016100	Seats, with wooden frames ; upholstered	686.230	6.972.349	4.916.836	51.955.279
94016910	Seats, with wooden frames ; With backrest and/or the seat made of rattan	252.623	4.562.431	1.592.142	28.995.656
94016990	Seats, with wooden frames ; With backrest and/or the seat made of other than rattan	5.837.656	79.628.604	38.118.893	490.835.947
94017100	Other seats, with metal frames; upholstered	135.749	2.556.495	1.748.835	30.001.963
94017910	Other seats, with metal frames; With backrest and/or the seat made of rattan	120.878	1.908.704	670.528	11.800.589
94017990	Other seats, with metal frames; With backrest and/or the seat made of other than rattan	697.789	6.307.698	5.645.959	58.940.494
94018000	seats, with frames other than of metal or wood	150.547	1.815.744	1.623.500	20.419.190
94019100	Seats parts of wood	49.981	521.968	320.703	2.741.547
94019910	Part of seats of subheading 94011000	11.657	53.267	118.098	499.952
94019921	Part seats ; headrest stiffeners and armrests for seats of subheading 94012010	312	254.305	5.666	1.485.345
94019929	Part seats of subheading 940120 ; other than headrest stiffeners and armrests for seats of subheading 94012010	330.447	4.445.023	1.879.975	27.868.739
94019930	Part of seats of subheading 94013100 and 94013900	-	4.122	-	26.991
94019991	Seats Part of plastic for subheading 940141 to 940180	210.418	2.075.566	2.531.779	19.781.639
94019999	Seats Part of other than plastic for subheading 940141 to 940180	58.955	1.342.263	236.507	4.956.281
94021010	Dentists' chairs and parts thereof, having rotating as well as both reclining and elevating movements	-	745	-	154.708
94021030	Barbers' or similar chairs and parts thereof, having rotating as well as both reclining and elevating movements	25	3.740	50	12.962
94029011	Commodes furniture, Furniture specially designed for medical, surgical or veterinary purposes	-	5.752	-	46.780
94029014	Examination tables, Furniture specially designed for medical, surgical or veterinary purposes	145	175	100	180
94029015	Hospital beds, Furniture specially designed for medical, surgical or veterinary purposes	221.485	1.482.870	1.411.622	9.065.980
94029019	Furniture specially designed for medical, surgical or veterinary purposes ; other than operating table, examination tables, hospital beds or commodes	23	248.516	10.834	2.399.364
94029090	Parts thereof ; furniture specially designed for medical, surgical or veterinary purposes	50.064	1.358.058	561.653	8.105.584
94031000	Metal furniture of a kind used in offices	53.906	1.403.393	506.563	12.608.779
94032010	Fume cupboards of metal	44.883	652.359	239.524	2.869.519
94032090	Metal furniture other than fume cupboards, not used in offices	625.142	11.542.410	4.362.021	75.721.516

Tabel 3 : Ekspor Indonesia menurut Komoditi (Kode HS 8 digit)

Desember 2022

Kode H S	Uraian golongan barang	Berat bersih (Kg)		Nilai F.O.B. (U S \$)	
		Bulan ini	Kumulatif	Bulan ini	Kumulatif
(1)	(2)	(3)	(4)	(5)	(6)
94033000	Wooden furniture of a kind used in offices	676.012	8.202.519	1.952.953	24.435.981
94034000	Wooden furniture of a kind used in the kitchen	3.163.912	37.892.186	7.204.340	88.283.527
94035000	Wooden furniture of a kind used in the bedroom	3.640.198	56.248.932	15.374.867	233.299.803
94036010	Fume cupboards of wood, not used in offices or kitchen or bedroom	524.712	7.722.645	1.836.554	27.687.579
94036090	Wooden furniture other than fume cupboards of wood, not used in offices or kitchen or bedroom	18.283.388	249.192.282	70.103.416	986.189.201
94037010	Baby walkers of plastics	40	2.118	120	7.882
94037020	Fume cupboards of plastics	-	0	-	3
94037090	Furniture of plastics other than baby walkers and fume cupboards	113.558	2.109.304	1.047.951	19.437.716
94038200	Furniture of bamboo	57.594	633.142	103.312	1.287.899
94038300	Furniture of rattan	312.131	5.038.544	2.383.820	36.751.857
94038910	Fume cupboards of other materials, including cane, osier, or similar materials	1.524	21.529	6.405	108.340
94038990	Furniture other than fume cupboards, of other materials, including cane, osier, or similar materials	205.512	3.374.985	1.959.356	33.456.441
94039100	Parts of furniture of wood	784.677	7.288.303	2.987.678	23.570.954
94039910	Parts of baby walkers of plastics	904	11.396	10.688	81.216
94039990	Parts of furniture other than baby walkers of plastics, excluding of wood	87.966	3.644.702	459.736	13.638.042
94041000	Mattress supports	118.924	1.498.589	517.138	6.036.680
94042110	Mattresses of cellular rubber, whether or not covered	1.743.680	11.026.658	5.955.975	45.167.960
94042120	Mattresses of cellular plastics, whether or not covered	3.736.590	42.780.914	15.166.123	184.228.627
94042910	Spring mattresses	2.125.114	30.081.886	4.999.747	83.758.089
94042920	Mattresses hyperthermia/hypothermia type, of other materials excluding cellular rubber or plastics, other than spring mattresses	-	482	-	3.579
94042990	Mattresses of other materials excluding cellular rubber or plastics, other than spring mattresses or huperthemia/hypothemia type	1.087.353	12.763.377	3.724.681	42.832.930
94043000	Sleeping bags	5.434	37.418	39.743	815.834
94044000	Quilts, bedspreads, eiderdowns and duvets (comforters)	3.604	83.247	26.361	746.166
94049000	Articles of bedding&similar furnishing excl mattresses,sleeping bag,quilts,eiderdown&duvets,fitted with spings/stuffed/internally fitted w/ any material/of cellular rubber/plastics,whether/not covered	173.244	3.007.933	2.054.016	34.437.979
94051110	Luminaires for operating rooms, designed for use solely with light-emitting diode (LED) light sources	-	37	-	2.826
94051191	Spotlights, designed for use solely with LED light sources, not used for lighting public open spaces or thoroughfares	17	1.721	70	6.929
94051199	Chandelier&oth electric ceiling/wall lighting fitting,excl those of used for lighting public open space/thoroughfare,used for solely w/ LED light source,oth than luminaire for operating room/spotlight	50.419	1.665.554	327.069	10.639.832
94051991	Spotlights, designed for use not with LED light sources, not used for lighting public open spaces or thoroughfares	-	13.002	-	44.563
94051992	Luminaires with fluorecent lamps, designed for use not with LED light sources, not used for lighting public open spaces or thoroughfares	-	106	-	575
94051999	Chandelier&oth electric ceiling/wall lighting fitting,excl those of used for lighting public open space/thoroughfare,not w/ LED light source, oth than luminaire for operating room/spotlight/luminaires w/ fluorescent lamp	2.889	969.733	56.346	5.214.677
94052110	Electric table, desks, bedside or floor-standing luminaires for operating rooms, designed for use solely with light-emiting diode (LED) light sources	-	214	-	84.906
94052190	Electric table, desks, bedside or floor-standing luminaires not for operating rooms, designed for use solely with light-emiting diode (LED) light sources	12.370	87.581	73.016	549.862

Tabel 3 : Ekspor Indonesia menurut Komoditi (Kode HS 8 digit)

Desember 2022

Kode H S	Uraian golongan barang	Berat bersih (Kg)		Nilai F.O.B. (U S \$)	
		Bulan ini	Kumulatif	Bulan ini	Kumulatif
(1)	(2)	(3)	(4)	(5)	(6)
94052990	Electric table, desks, bedside or floor-standing luminaires not for operating rooms, designed for use not solely with light-emitting diode (LED) light sources	752	107.330	18.757	908.383
94053100	Lighting strings of a kind used for Christmas trees, designed for use solely with light-emitting diode (LED) light sources	17	55	45	196
94053900	Lighting strings of a kind used for Christmas trees, designed for use not with light-emitting diode (LED) light sources	78	72.702	1.149	551.019
94054110	Searchlights, photovoltaic, designed for use solely with light-emitting diode (LED) light sources	3.445	11.821	216.957	751.741
94054120	Spotlights other than searchlight, photovoltaic, designed for use solely with light-emitting diode (LED) light sources	-	15	-	1.006
94054130	Non-flashing aerodrome beacons; lamps for railway rolling stock, locomotives, aircraft, ships or lighthouses, of base metal, photovoltaic, designed for use solely with LED light sources	-	1.304	-	3.941
94054140	Electric luminaire&lighting fitting,used for lighting public open spaces/thoroughfares;oth exterior lighting,oth than HS 94054110-94054130	66.974	1.223.377	320.036	4.246.704
94054190	Electric luminaires and lighting fittings, photovoltaic, designed for use solely with LED light sources, n.e.c in subheading 940541	34.179	117.306	369.202	1.419.344
94054210	Searchlights, non photovoltaic, designed for use solely with light-emitting diode (LED) light sources	449	449	12.386	12.386
94054220	Spotlights other than searchlight, non photovoltaic, designed for use solely with light-emitting diode (LED) light sources	-	163	-	1.852
94054240	Pilot lamps with fittings for electro-thermic domestic appliances of heading 8516; non photovoltaic, designed for use solely with LED light sources	6.744	159.827	93.221	1.825.291
94054250	Electric luminaire&lighting fitting,used for lighting public open spaces/thoroughfares, non photovoltaic, designed for use solely with LED light source; other than HS 94054210-94054240	-	144	-	3.365
94054260	Exterior lighting, of a kind not used for lighting public open spaces/throughfares; non photovoltaic, designed for use solely with LED light sources	-	23.912	-	537.743
94054290	Electric luminaires & lighting fittings, non photovoltaic, designed for use solely with LED light sources, n.e.c. subheading 940542	1.899	28.558	82.283	846.008
94054910	Searchlights, designed for use not only with with light-emitting diode (LED) light sources	22	10.615	324	83.863
94054920	Spotlights other than searchlights, designed for use not only with with light-emitting diode (LED) light sources	-	8.884	-	180.911
94054940	Pilot lamps with fittings for electro-thermic domestic appliances of heading 8516; designed for use not only with with light-emitting diode (LED) light sources	43.460	1.588.309	548.426	21.942.239
94054950	Electric luminaires & lighting fitting,used for lighting public open spaces/thoroughfares, designed for use not only with LED light sources; other than HS 94054910-94054940	-	10.710	-	189.027
94054960	Exterior lighting, of a kind not used for lighting public open spaces/throughfares; designed for use not only with LED light sources	44	167.629	352	874.356
94054990	Electric luminaires & lighting fittings, designed for use not only with LED light sources, other than n.e.c subheading 940549	1.441	453.574	21.874	4.892.708
94055011	Non-electrical luminaires and lighting fittings, of oil-burning type, of brass of a kind used for religious rites	390	8.947	11.925	148.050
94055019	Non-electrical luminaires and lighting fittings, of oil-burning type, of other than brass of a kind used for religious rites	143	2.976	1.339	20.639
94055040	Hurricane lamps, non-electric	721	12.128	20.138	93.889
94055050	Miners' lamps and quarrymen's lamps, non-electrical	-	166	-	1.340

Tabel 3 : Ekspor Indonesia menurut Komoditi (Kode HS 8 digit)

Desember 2022

Kode H S	Uraian golongan barang	Berat bersih (Kg)		Nilai F.O.B. (U S \$)	
		Bulan ini	Kumulatif	Bulan ini	Kumulatif
(1)	(2)	(3)	(4)	(5)	(6)
94055090	Non-electrical luminaires and lighting fittings, other of oil-burning type or hurricane lamps or miners' lamps and quarrymen's lamps	3.736	40.918	40.189	392.867
94056110	Warning signs, street name signs, road and traffic signs, designed for use solely with LED light sources	-	1	-	8
94056190	Illuminated signs, illuminated name-plates and the like, designed for use solely with LED light sources, other than warning signs, street name signs, road and traffics signs	547	5.269	23.178	222.323
94056910	Warning signs, street name signs, road and traffic signs, designed for use not solely with LED light sources	-	1	-	1
94056990	Illuminated signs, illuminated name-plates and the like, designed for use not solely with LED light sources, other than warning signs, street name signs, road and traffics signs	7.810	47.898	151.117	1.644.168
94059110	Parts for luminaires for operating rooms of glass	-	60	-	4.900
94059140	Parts for globes or chimneys of glass	-	788	-	3.773
94059190	Parts for luminaires and lighting fittings of glass, other than for luminaires for operating rooms or spotlights or globes or chimneys, or searchlights	-	4.150	-	135.850
94059210	Parts for luminaires for operating rooms of plastics	58	350	2.200	13.200
94059220	Parts for spotlights of plastics	-	8	-	184
94059290	Parts for luminaires and lighting fittings of plastics, other than for luminaires for operating rooms or spotlights or searchlights	10.521	38.643	55.289	267.823
94059910	Parts for lampshades of textile material	97	4.254	5.219	238.778
94059920	Parts for lampshades of other material	3.499	66.531	28.982	649.546
94059930	Parts of luminaires of subheading 94055011 or 94055019, of other materials excluding glass or plastics	-	449	-	22.468
94059940	Parts for searchlights or spotlights, of other materials excluding glass or plastics	789	5.107	52.328	348.715
94059950	Parts for luminaires and lighting fittings, other than lampshades or luminaires of subheading 94055011 or 94055019 or searchlights or spotlights; of ceramic or of metal	1.753	10.279	26.351	193.418
94059990	Parts for luminaires & lighting fittings, oth than lampshade/luminaire of subhead 94055011 or 94055019/searchlight/spotlight; of oth matherials excluding glass/plastics/ceramic/metal	20.041	321.609	306.973	3.353.178
94061090	Greenhouses of wood not fitted with mechanical or thermal equipment	220.908	1.166.222	606.455	2.607.782
94062090	Greenhouses not fitted with mechanical or thermal equipment, modular building units, of steel	-	180	-	2.520
94069011	Greenhouses fitted with mechanical or thermal equipment, of iron or of steel	-	62.528	-	341.261
94069012	Greenhouses fitted with mechanical or thermal equipment, of plastics	-	3.300	-	8.700
94069019	Greenhouses fitted with mechanical or thermal equipment, of any materials other than of iron or of steel or of plastics	28.575	118.451	90.628	346.646
94069020	Prefabricated buildings other than greenhouses fitted with mechanical or thermal equipment, of plastics or of aluminium	4	17.831	851	144.056
94069030	Prefabricated buildings other than greenhouses fitted with mechanical or thermal equipment, of iron or of steel	116.320	360.182	527.681	1.848.693
94069040	Prefabricated buildings other than greenhouses fitted with mechanical or thermal equipment, of cement, of concrete or of artificial stone	17.251	572.607	8.929	760.474
94069090	Prefabricated buildings oth than greenhouses fitted with mechanical or thermal equipment, of any materials other than plastics or aluminium or iron or steel or cement or concrete or artificial stone	31.668	728.027	33.130	1.347.879
95030010	Tricycles, scooters, pedal cars and similar wheeled toys; dolls' carriages	128.899	1.352.921	380.345	7.645.831
95030021	Dolls, whether or not dressed	1.036.240	21.023.283	11.422.101	226.464.134

Tabel 3 : Ekspor Indonesia menurut Komoditi (Kode HS 8 digit)

Desember 2022

Kode H S	Uraian golongan barang	Berat bersih (Kg)		Nilai F.O.B. (U S \$)	
		Bulan ini	Kumulatif	Bulan ini	Kumulatif
(1)	(2)	(3)	(4)	(5)	(6)
95030022	Garments and garment accessories; footwear and headgear for dolls	998	48.634	91.981	2.493.543
95030029	Parts and accessories for dolls other than garments and garment accessories; footwear and headgear	6.198	245.593	59.343	2.591.553
95030030	Electric trains, including tracks, signals and other accessories therefor	-	2.689	-	76.324
95030040	Reduced size ("scale") models and similar recreational models, working or not	216.371	3.286.548	3.637.498	49.167.072
95030050	Construction sets and constructional toys, other than electric trains or reduced size ("scale") models, of materials other than plastics	1.137	19.539	37.337	352.124
95030060	Stuffed toys representing animals or non-human creatures	974.249	13.997.446	15.017.117	193.588.697
95030070	Puzzles of all kinds	1.097	123.193	8.625	837.178
95030080	Portable interactive electronic educational devices primarily designed for children	-	5	-	104
95030091	Numerical, alphabetical or animal blocks or cut-outs; word builder sets; word making and talking sets; toy printing sets; toy counting frames (abaci); toy sewing machines; toy typewriters	48.703	1.707.614	225.376	10.783.640
95030092	Skipping ropes	-	21	-	5
95030093	Marbles	2	153	25	917
95030094	Toys, of rubber, other than HS 95030091-95030093	46	12.235	249	284.600
95030099	Toys not elsewhere classified in 9503	588.156	9.021.021	4.841.120	65.915.981
95042020	Tables for billiards of all kinds	200	22.802	750	41.846
95042030	Billiard chinks	2.150	15.561	19.065	213.740
95042090	Articles and accessories for billiards of all kinds other than tables or chinks	490	5.314	24.873	291.345
95043030	Games of chance that immediately return a monetary award; parts and accessories thereof	-	26	-	433
95043040	Pintables or slot machines other than games of chance, operated by coins, banknotes, bank cards, tokens or by any other means of payment, other than automatic bowling alley equipment	-	1	-	10
95043050	Games operated by coin, banknote, bank card, tokens or by any other means of payment, oth than auto bowling alley equipment; oth than game of chance/ pintables/slot machine, parts of wood, paper or plastic	3.103	3.112	266.893	268.558
95043090	Games, operated by coins, banknotes, bank cards, tokens or by any other means of payment, other than games of chance or pintables/slot machines, parts of wood, paper or plastics	14.806	293.356	454.548	5.106.142
95044000	Playing cards	438	9.827	10.033	567.240
95045010	Video game consoles and machines, other than those of subheading 950430, of a kind used with a television receiver	16	2.983	75	6.299
95045090	Video game consoles and machines, other than those of subheading 950430, of a kind used not with a television receiver	362	2.539	83.847	352.298
95049010	Bowling requisites of all kinds	-	862	-	6.350
95049021	Darts and parts and accessories therefor, of wood, of paper or of plastics	-	24	-	141
95049029	Darts and parts and accessories therefor, of other than wood or paper or plastics	-	284	-	23.210
95049032	Tables designed for use with casino games, of wood or of plastics	141	527	498	2.872
95049033	Tables designed for use with casino games, of other than wood or plastics	-	4	-	10
95049036	Gambling equipment and paraphernalia other than tables designed for use with casino games or mahjong tiles, of wood, of paper or of plastics	-	9	-	13
95049039	Gambling equipment and paraphernalia other than tables designed for use with casino games or mahjong tiles, of other than wood or paper or plastics	-	540	-	43.276
95049092	Tables designed for games, of wood or of plastics	12.343	57.742	59.145	328.256

Tabel 3 : Ekspor Indonesia menurut Komoditi (Kode HS 8 digit)

Desember 2022

Kode H S	Uraian golongan barang	Berat bersih (Kg)		Nilai F.O.B. (U S \$)	
		Bulan ini	Kumulatif	Bulan ini	Kumulatif
(1)	(2)	(3)	(4)	(5)	(6)
95049093	Tables designed for games, of other than wood or plastics	-	70	-	1.839
95049095	Parlour games, of wood, or of paper or of plastics	-	80	-	7.474
95049099	Parlour games, of materials other than wood, or paper or plastics	59.560	781.898	261.385	2.357.758
95051000	Articles for Christmas festivities	39.683	2.002.736	167.858	12.577.734
95059000	Festive, carnival or other entertainment articles, including conjuring tricks and novelty jokes other than for Christmas	788	368.981	13.909	1.645.716
95061100	Snow skis	-	56	-	109
95061200	Snow ski-fastenings (ski-bindings)	15	15	10	10
95061900	Snow-ski equipment other than ski-fastenings (ski-bindings)	569	10.761	2.768	253.083
95062100	Sailboards	-	67.400	-	1.258.750
95062900	Water-skis, surf-boards and other water-sport equipment excluding sailboards	59.717	405.637	910.735	7.095.993
95063100	Golf clubs, complete	59	2.818	6.736	177.451
95063200	Golf balls	328.502	3.858.025	2.387.716	30.565.395
95063900	Golf equipment other than balls	2.298	28.058	22.286	196.308
95064010	Tables for table-tennis	11	6.605	745	34.172
95064090	Articles and equipment for table-tennis excluding tables	4	932	275	54.213
95065100	Lawn-tennis rackets, whether or not strung	-	929	-	34.524
95065900	Tennis, badminton or similar rackets, whether or not strung excluding lawn-tennis rackets	603	6.734	26.917	433.724
95066100	Lawn-tennis balls	38.056	280.362	266.077	2.597.842
95066200	Inflatable balls	77.291	6.500.088	924.361	26.206.311
95066900	Balls, other than golf balls and table-tennis balls excluding lawn-tennis balls or inflatable balls	23.682	91.669	393.629	1.391.439
95067000	Ice skates and roller skates, including skating boots with skates attached	-	534	-	25.436
95069100	Articles and equipment for general physical exercise, gymnastics or athletics	8.178	261.913	646.226	7.533.035
95069910	Bows (including crossbows) and arrows	3	327	461	18.829
95069920	Nets, cricket pads and shin guards	1.893	24.056	48.067	521.396
95069930	Shuttlecocks	160	9.601	2.011	396.419
95069990	Swimming pools and paddling pools	73.546	954.443	1.228.387	16.307.597
95071000	Fishing rods	26.576	331.676	3.386.274	39.135.738
95072000	Fish-hooks, whether or not snelled	30.204	298.943	1.643.939	19.790.500
95073000	Fishing reels	12	18.064	402	514.802
95079000	Line fishing tackle oth than fishing rods,fish-hooks,fishing reels; fish landing nets,butterfly nets&similar nets;decoy "birds" oth than those of heading 9208/9705 &similar hunting/shooting requisites	26.323	300.749	814.458	9.660.749
95081000	Travelling circuses and travelling menageries	10.032	14.549	23.099	36.509
95082100	Amusement park rides; roller coasters	-	95	-	259
95082200	Amusement park rides; carousels, swings and roundabouts	-	474	-	3.102
95082400	Amusement park rides; motion simulators and moving theatres	-	1	-	1.010
95082900	Amusement park rides; other than roller coasters, carousels, swings and roundabouts, dodge'em cars, motion simulators and moving theatres, water rides	508	14.469	2.102	40.398
95083000	Fairground amusements, including shooting galleries	-	10	-	20
95084000	Travelling theatres	-	1	-	7
96011090	Worked ivory and articles of ivory; other than cigar or cigarette cases, tobacco jars, ornamental articles	95	1.029	2.280	18.705
96019011	Worked mother-of-pearl or tortoise-shell and articles of the foregoing' cigar or cigarette cases, tobacco jars, ornamental articles	25.258	187.813	164.316	1.252.128
96019012	Worked mother-of-pearl or tortoise-shell and articles of the foregoing; pearl nucleus	-	69	-	8.436
96019019	Worked mother-of-pearl or tortoise-shell and articles of the foregoing; other than cigar or cigarette cases, tobacco jars, ornamental articles, pearl nucleus	2.656	177.293	89.228	2.743.595
96019021	Worked capiz shells and articles of the foregoing; ornamental articles	31	10.263	7.066	43.141

Tabel 3 : Ekspor Indonesia menurut Komoditi (Kode HS 8 digit)

Desember 2022

Kode H S	Uraian golongan barang	Berat bersih (Kg)		Nilai F.O.B. (U S \$)	
		Bulan ini	Kumulatif	Bulan ini	Kumulatif
(1)	(2)	(3)	(4)	(5)	(6)
96019029	Worked capiz shells and articles of the foregoing; other than ornamental articles	134	22.804	3.358	115.294
96019099	Worked bone, horn, antlers, coral & oth animal carving material (excl.ivory,mother-of-pearl,tortoise-shell,capiz shell)&articles thereof; oth than cigar/cigarette cases,tobacco jars,ornamental articles	-	30.044	-	507.032
96020010	Gelatin capsules for pharmaceutical products	102.323	1.573.378	2.812.781	21.304.885
96020020	Cigar or cigarette cases, tobacco jars, ornamental articles from worked vegetable/mineral carving material/of wax, stearin, natural gums/natural resins/modelling pastes & other moulded/carved articles	-	55.785	-	25.902
96020090	Worked vegetable/mineral carving material,moulded/carved articles of wax,stearin,natural gums/natural resins/modelling pastes, worked unhardened gelatin (excl.HS3503)&articles thereof; n.e.c in HS9602	674	32.020	5.009	218.674
96031010	Brushes, consisting of twigs or other vegetable materials bound together, with or without handles	18.083	354.501	41.776	287.236
96031020	Brooms, consisting of twigs or other vegetable materials bound together, with or without handles	5.918.740	60.102.005	2.770.704	25.754.823
96032100	Tooth brushes, including dental-plate brushes	36.286	479.736	430.219	5.606.694
96032900	Shaving brushes, hair brushes, nail brushes, eyelash brushes and other toilet brushes for use on the person, including such brushes constituting parts of appliances; other than tooth brushes	27.101	350.426	333.697	3.228.180
96033000	Artists' brushes, writing brushes and similar brushes for the application of cosmetics	45	8.990	1.221	103.127
96034000	Paint, distemper, varnish or similar brushes (other than brushes of subheading 960330), paint pads and rollers	238.540	2.858.928	1.097.006	14.574.985
96035000	Brushes constituting parts of machines, appliances or vehicles; other than brushes of subheading 96321 to 960340)	10	2.010	227	27.929
96039010	Prepared knots and tufts for broom or brush making	56.000	442.547	18.834	451.710
96039020	Hand-operated mechanical floor sweepers, not motorised	20.029	64.544	24.802	145.357
96039040	Brushes; not elsewhere classified in heading 9603	43	6.444	17	52.260
96039090	Brooms (not elsewhere classified in heading 9603), mops and feather dusters, squeegees (other than roller squeegees)	16.063	380.149	69.111	1.468.614
96040010	Hand sieves and hand riddles; of metal	23	167	12	137
96040090	Hand sieves and hand riddles; of material other than metal	23	1.331	6	2.427
96050000	Travel sets for personal toilet, sewing or shoe or clothes cleaning	4.442	54.230	23.031	273.870
96061010	Press-fasteners, snap-fasteners and press-studs and parts therefor; of plastics	49	9.555	1.755	49.710
96061090	Press-fasteners, snap-fasteners and press-studs and parts therefor; of material other than plastics	102	14.566	2.535	194.916
96062100	Buttons; of plastics, not covered with textile material	332	9.827	6.329	215.179
96062200	Buttons; of base metal, not covered with textile material	7	4.817	69	48.800
96062900	Buttons; of plastics covered with textile material, or of base metal covered with textile material, or of materials other than plastic and base metal	15	85.474	300	841.878
96063010	Button moulds and other parts of buttons, button blanks; of plastics	87	63.384	633	179.937
96063090	Button moulds and other parts of buttons, button blanks; of material other than plastics	7.854	104.614	328.245	3.431.140
96071100	Slide fasteners; fitted with chain scoops of base metal	27.780	555.272	55.217	1.287.482
96071900	Slide fasteners; not fitted with chain scoops of base metal	17.320	359.204	127.564	4.200.622
96072000	Parts of slide fasteners	852.617	15.067.152	5.635.720	102.649.406
96081010	Ball point pens; having a body mainly of plastics	15.786	147.570	193.718	2.458.779
96081090	Ball point pens; other than those having a body mainly of plastics	17.062	344.537	558.383	9.047.809
96082000	Felt tipped and other porous-tipped pens and markers	48.141	837.400	344.644	6.843.285
96083020	Fountain pens	1	2.638	31	54.985

Tabel 3 : Ekspor Indonesia menurut Komoditi (Kode HS 8 digit)

Desember 2022

Kode H S	Uraian golongan barang	Berat bersih (Kg)		Nilai F.O.B. (U S \$)	
		Bulan ini	Kumulatif	Bulan ini	Kumulatif
		(1)	(2)	(3)	(4)
96083090	Stylograph pens and other pens (not elsewhere classified in heading 9608)	151	4.332	34.406	992.851
96084000	Propelling or sliding pencils	61	1.850	4.607	57.456
96085000	Sets of articles from two or more of the subheading 960810 to 960840	39	480	367	22.815
96086010	Refills for ball point pens, comprising the ball point and ink- reservoir; of plastics	-	152	-	8.409
96086090	Refills for ball point pens, comprising the ball point and ink- reservoir; of materials other than plastics	926	5.749	33.317	260.016
96089110	Pen nibs and nib points; of gold or gold-plated	-	1	-	33
96089190	Pen nibs and nib points; of materials other than gold or gold-plated	-	760	-	42.288
96089910	Duplicating stylos	-	17	-	22
96089991	Parts of ball point pens, not elsewhere classified in heading 9608; of plastics	-	745	-	21.335
96089999	Parts of ball point pens (not elsewhere classified in heading 9608) of materials other than plastic, parts of propelling or sliding pencils, pen-holders, pencil-holders and similar holders	27	1.442	624	24.360
96091010	Black pencils, with leads encased in a sheath (other than pencils of heading 9608)	54.184	1.585.229	696.184	13.889.837
96091090	Pencils (other than pencils of heading 9608) and crayons, with leads encased in a sheath; other than black pencils	218.685	2.925.067	2.365.224	31.014.691
96092000	Pencil leads, black or coloured	13.416	319.552	101.202	1.826.213
96099010	Slate pencils for school slates	-	1.357	-	2.107
96099030	Pencils (other than pencils of heading 9608) and crayons, without leads encased in a sheath	-	8.248	-	36.879
96099091	Writing or drawing chalks	185.963	1.513.285	202.907	1.664.404
96099099	Pastels, drawing charcoals, and tailors' chalks	222.366	5.739.984	648.358	13.285.433
96100010	School slates	-	6.981	-	17.327
96100090	Slates and boards, with writing or drawing surfaces, whether or not framed; other than school slates	17.055	886.687	69.535	2.631.212
96110000	Date, sealing, or numbering stamps, and the like (hand operated, incl. devices for printing/embossing labels), hand-operated composing sticks & hand printing sets incorporating such composing sticks	181	2.018	8.065	120.124
96121010	Typewriter or similar ribbons, inked or otherwise prepared for giving impressions, whether or not on spools or in cartridges; of textile fabric	49.104	791.712	1.200.784	17.770.503
96121090	Typewriter or similar ribbons, inked or otherwise prepared for giving impressions, whether or not on spools or in cartridges; of materials other than textile fabric	5	50.181	7	801.896
96122000	Ink-pads, whether or not inked, with or without boxes	-	64	-	1.409
96131090	Pocket lighters, gas fuelled, non-refillable; of materials other than plastics	163	349	678	1.946
96132090	Pocket lighters, gas fuelled, refillable; of materials other than plastics	1	41	252	4.348
96138010	Piezo-electric lighters for stoves and ranges	34.721	510.254	180.881	2.766.182
96138090	Lighters, whether or not mechanical or electrical; other than gas fuelled pocket lighters, piezo-electric lighters for stoves and ranges, cigarette lighters or table lighters	4	6	749	766
96139010	Refillable cartridges or other receptacles, which constitute parts of mechanical lighters, containing liquid fuel or liquefied gases	255	17.033	25.935	150.744
96139090	Parts of lighters; other than flints, wicks, refillable cartridges or other receptacles, which constitute parts of mechanical lighters, containing liquid fuel or liquefied gases	1	8.785	125	127.497
96140010	Roughly shaped blocks of wood or root for the manufacture of smoking pipes	0	4	6	109
96140090	Smoking pipes (including pipe bowls) and cigar or cigarette holders, and parts thereof; other than roughly shaped blocks of wood or root for the manufacture of pipes	2.438	14.933	37.011	66.218

Tabel 3 : Ekspor Indonesia menurut Komoditi (Kode HS 8 digit)

Desember 2022

Kode H S	Uraian golongan barang	Berat bersih (Kg)		Nilai F.O.B. (U S \$)	
		Bulan ini	Kumulatif	Bulan ini	Kumulatif
(1)	(2)	(3)	(4)	(5)	(6)
96151120	Combs, hair-slides and the like; of hard rubber	2	2.002	4	13.166
96151130	Combs, hair-slides and the like; of plastics	210	5.777	394	31.466
96151900	Combs, hair-slides and the like; of materials other than hard rubber and plastics	190	8.553	3.783	96.305
96159011	Decorative hair pins; of aluminium	-	97	-	706
96159012	Decorative hair pins; of iron or steel	1	38	5	820
96159013	Decorative hair pins; of plastics	-	4.543	-	5.296
96159019	Decorative hair pins; of materials other than aluminium, iron or steel, plastics	92	1.157	391	28.073
96159021	Parts of combs, hair-slides and the like, hair pins, curling pins, curling grips, hair-curlers and the like, other than those of heading 8516; of plastics	-	248	-	6.768
96159022	Parts of combs, hair-slides and the like, hair pins, curling pins, curling grips, hair-curlers and the like, other than those of heading 8516; of iron or steel	-	32	-	131
96159029	Parts of combs, hair-slides and the like, hair pins, curling pins, curling grips, hair-curlers and the like, other than those of heading 8516; of materials other than plastics, iron/steel, aluminium	70	268	375	2.042
96159091	Hair pins (other than decorative), curling pins, curling grips, hair-curlers and the like, other than those of heading 8516; of aluminium	-	1.830	-	25.357
96159092	Hair pins (other than decorative), curling pins, curling grips, hair-curlers and the like, other than those of heading 8516; of iron or steel	-	366	-	1.109
96159093	Hair pins (other than decorative), curling pins, curling grips, hair-curlers and the like, other than those of heading 8516; of plastics	-	158	-	3.032
96159099	Hair pins (other than decorative), curling pins, curling grips, hair-curlers and the like, other than those of heading 8516; of materials other than aluminium, iron or steel, plastics	14	103	134	2.655
96161010	Scent sprays and similar toilet sprays	2	1.701	1	43.334
96161020	Mounts and heads of scent sprays and similar toilet sprays	18.162	240.677	118.854	1.356.946
96162000	Powder-puffs and pads for the application of cosmetics or toilet preparations	4.673	24.544	190.519	872.455
96170010	Vacuum flasks and other vacuum vessels, complete	4.524	68.058	7.156	162.680
96170020	Parts vacuum flasks and other vacuum vessels, other than glass inners	302	3.974	770	13.395
96180000	Tailors' dummies and other lay figures; automata and other animated displays used for shop window dressing	2.730	48.699	122.374	1.900.083
96190011	Sanitary towels (pads) and tampons, napkins (diapers), napkin liners and similar articles); with an absorbent core of wadding of textile materials; disposable	14.475	142.999	57.618	461.177
96190012	Sanitary towels and tampons; of paper, paper pulp, cellulose wadding or webs of cellulose fibres; disposable	141.178	2.479.888	853.197	13.362.565
96190013	Baby napkins and pads for incontinence; of paper, paper pulp, cellulose wadding or webs of cellulose fibres; disposable	2.360.827	26.934.485	7.589.540	75.137.583
96190014	Napkins (diapers), napkin liners and similar articles other than sanitary towels/tampons and baby napkins/pads; of paper, paper pulp, cellulose wadding or webs of cellulose fibres; disposable	59.795	348.409	207.534	1.123.841
96190019	Sanitary towels (pads) and tampons, napkins (diapers), napkin liners and similar articles); of materials other than paper, paper pulp, cellulose wadding or webs of cellulose fibres; disposable	527.371	5.919.861	659.993	13.115.653
96190092	Sanitary towels (pads); not disposable	492	1.013	677	1.060
96190093	Sanitary tampons, napkins (diapers), napkin liners and similar articles other than sanitary towels (pads); knitted or crocheted; not disposable	-	565	-	5.022

Tabel 3 : Ekspor Indonesia menurut Komoditi (Kode HS 8 digit)

Desember 2022

Kode H S	Uraian golongan barang	Berat bersih (Kg)		Nilai F.O.B. (U S \$)	
		Bulan ini	Kumulatif	Bulan ini	Kumulatif
(1)	(2)	(3)	(4)	(5)	(6)
96190099	Sanitary tampons, napkins (diapers), napkin liners and similar articles other than sanitary towels (pads); not knitted or crocheted; not disposable	863	42.701	942	409.913
96200010	Monopods, bipods, tripods and similar articles; of plastics	2.148	24.216	51.345	620.672
96200020	Monopods, bipods, tripods and similar articles; of carbon and graphite	-	73	-	3.055
96200030	Monopods, bipods, tripods and similar articles; of iron and steel	6	276	30	6.523
96200040	Monopods, bipods, tripods and similar articles; of aluminium	193	2.467	11.106	154.129
96200050	Monopods, bipods, tripods and similar articles; of wood	20	592	1.392	87.142
96200090	Monopods, bipods, tripods and similar articles; of material other than plastics, carbon and graphite, iron and steel, aluminium, wood	105	3.296	1.047	39.885
97012100	Paintings, drawings and pastels, executed entirely by hand, other than drawings of heading 4906 and other than hand-painted or hand-decorated manufactured articles; of an age exceeding 100 years	2.957	36.737	29.311	791.084
97012200	Mosaics; of an age exceeding 100 years	42	1.381	212	7.008
97012900	Collages and similar decorative plaques other than mosaics; of an age exceeding 100 years	368	13.982	11.525	150.867
97019100	Paintings, drawings and pastels, executed entirely by hand, other than drawings of heading 4906 and other than hand-painted or hand-decorated manufactured articles; of an age not exceeding 100 years	3.346	54.581	47.923	1.073.603
97019200	Mosaics; of an age not exceeding 100 years	106	706	608.914	845.264
97019900	Collages and similar decorative plaques other than mosaics; of an age not exceeding 100 years	3.500	114.788	42.987	1.219.418
97029000	Original engravings, prints and lithographs; of an age not exceeding 100 years	16	16	418	418
97031000	Original sculpture and statuary, in any material; of an age exceeding 100 years	-	1.229	-	2.548
97039000	Original sculpture and statuary, in any material; of an age not exceeding 100 years	23.165	392.423	761.873	1.902.325
97040000	Postage or revenue stamps, stamp-postmarks, first-day covers, postal stationery (stamped paper), and the like, used or unused, other than those of heading 4907	6	118	81	8.122
97052200	Collections and collectors' pieces of zoological, botanical, mineralogical, anatomical or paleontological interest; extinct or endangered species and parts thereof	-	4	-	2.200
98014000	Road tractors for semi-trailers of subheading 8701.21; 8701.22; 8701.23; and 8701.29; IKD	-	8	-	14.205
98019020	Motor vehicles for transport of ten or more persons including the driver of subheading 8702.40; four-wheeled or more electric motor vehicle, only with battery electric motor for propulsion; IKD	-	25	-	17.114
98019050	Chassis fitted with electric motor for propulsion, of heading 87.06; four-wheeled or more electric motor vehicle, only with battery electric motor for propulsion; IKD	-	24	-	13.104
98022000	Gear boxes of IKD motor vehicle	26.000	133.951	8.049	68.743
98023000	Drive-axles of IKD motor vehicle	0	3.915	258	21.630
98043000	Bulb plate of non-alloy steel, w/ a height of ≥ 80 mm & carbon weight of < 0.6%, not further worked than hot-rolled, hot-drawn or extruded, of ship, which is included in the tariff head 7216.50.99	36.435	36.435	2.240	2.240
98052000	Vessel's anchor of iron or steel weighing more than 300 kg, of ship, which is included in the tariff heading 7316.00.00	-	60	-	60
98053030	Seamless pipe with circular cross section able to withstand pressure of < 42,000 psi, made of other alloy steel, hot rolled, of ship, which is included in the tariff heading 7304.59.90	-	81.999	-	68.087

Tabel 3 : Ekspor Indonesia menurut Komoditi (Kode HS 8 digit)

Desember 2022

Kode H S	Uraian golongan barang	Berat bersih (Kg)		Nilai F.O.B. (U S \$)	
		Bulan ini	Kumulatif	Bulan ini	Kumulatif
(1)	(2)	(3)	(4)	(5)	(6)
98054030	Threaded elbows, curves & sleeves of stainless steel,with an inner diameter of < 15 cm w/ chromium content of 16-18% & nickel of 10%-15%, of ship, which is included in the tariff heading 7307.22.10	91	685	178	388
98054040	Threaded elbow,curve & sleeve of stainless steel,w/ an internal diameter of >15 cm, contain by weight 16%-18% of chromium & 10%-15% of nickel,of ship,which is includ in the tariff heading 7307.22.90	-	200	-	420
98054060	Butt welding fittings of stainless steel,w/ an internal diameter of ≥ 15 cm, contain by weight 16%-18% of chromium & 10%-15% of nickel,of ship,which is included in the tariff heading 7307.23.90	-	5.850	-	10.602
98054070	Tees and reducers, with an inner diameter of less than 15 cm, containing by weight 16% to 18% of chromium and 10%-15% of nickel, of ship, which is included in the tariff heading 7307.29.10	-	1	-	132
98054080	Tees and reducers, with an inner diameter of ≥ 15 cm, containing by weight 16% to 18% of chromium and 10% to 15% of nickel, of ship, which is included in the tariff heading 7307.29.90	-	267	-	2.297
98055010	Chain for vessel's anchor of stud links type, of ship, which is included in the tariff heading 7315.81.00.	-	3.000	-	3.500
98061000	Pipe of copper-zinc base alloys (brass), of ship, which is included in tariff heading 7411.21.00	-	150	-	212
98084000	Gear boxes for vessels, which is included in tariff heading 8483.40.20	-	54	-	1.052
98085000	Mechanical seals on shafts bars used in vessels, which is included in tariff heading 8484.20.00	-	2	-	1.305
98086000	Blades and propellers used on vessels, not equipped with electrical connectors, insulators, coils, contacts or other electrical parts, which is included in tariff heading 8487.10.00	-	60	-	19.678
98087320	Blowers use in vessels with a capacity > 125 kW, which is included in tariff heading 8414.59.50	-	1	-	324
98087330	Compressor used for supplying pressurized air required in vessels, which is included in tariff heading 8414.80.49	-	15	-	60
98087410	Machine for purifying seawater by distillation method, electrically operated which is included in tariff heading 8419.40.10	-	90	-	36.000
98087440	Kettle for boiling water and soup used in vessels with a capacity of ≥ 100 liters, frequency of 50/60 Hz, which is included in tariff heading 8419.81.10	-	10	-	163
98087520	Oil filter for vessel's engines, which is included in tariff heading 8421.23.91	-	20	-	265
98087850	Manually operated butterfly valve of cast iron with an internal diameter of 8 cm or more, of ship, which is included in tariff heading 8481.80.62	-	202	-	1.316
98087870	Gate valves, manually operated, of iron or steel, having inlet and outlet internal diameters of > 5 cm but ≤ 40 cm, of ship, which is included in tariff heading 8481.80.73	-	9	-	1.118
98095310	AC generator with an output ≤ 12.5 kVA, of ship, which is included in the tariff heading 8501.61.10	-	7.250	-	98.641
98096020	Diesel generating set with an output > 75 kVA but ≤ 125 kVA, of ship, which is included in the tariff heading 8502.12.10	-	15.170	-	6.200
98097040	Apparatus for sending message or command from the bridge to the vessel's engine room, operated electrically, which is included in the tariff heading 8531.80.90	-	2	-	70
98102000	Emergency safety equipment consisting of masks, tubes and hoses, of ship, which is included in tariff heading 9020.00.90	-	50	-	693
98103010	Magnetic compass, gyro compass, and all other types of compass used for finding direction of the vessel, which is included in the tariff heading 9014.10.00	30	30	141	141

Tabel 3 : Ekspor Indonesia menurut Komoditi (Kode HS 8 digit)

Desember 2022

Kode H S	Uraian golongan barang	Berat bersih (Kg)		Nilai F.O.B. (U S \$)	
		Bulan ini	Kumulatif	Bulan ini	Kumulatif
(1)	(2)	(3)	(4)	(5)	(6)
98104020	Gas detection system operated automatically to cut off all gas supply in vessel, which is included in tariff heading 9032.89.39	35	38	448	1.188
98111000	Engine holder used as vibration damper for vessel's engine, made of plastic, which is included in the tariff heading 3926.90.99	4	84	34	3.481
99012000	Application software	-	0	-	22
99013000	Multimedia (audio, video or audio visual)	-	262	-	5.524
99991000	Postal packages n.c.a.k	104.825	896.002	2.013.548	21.505.751
Total Ekspor		54.788.095.310	647.327.446.403	23.827.858.044	291.979.102.622

Sumber : dokumen PEB dan non PEB, diolah

<https://www.bps.go.id>

Tabel 4. Ekspor Indonesia menurut Negara Tujuan

Desember 2022

Kode Negara	Negara Tujuan	Berat bersih / Net weight (Kg)		Nilai / Value F.O.B. (U S \$)	
		Bulan ini	Kumulatif	Bulan ini	Kumulatif
(1)	(2)	(3)	(4)	(5)	(6)
JP	JAPAN	3.576.979.101	38.173.804.108	2.290.693.799	24.845.364.994
HK	HONG KONG	504.714.354	5.556.943.531	199.641.597	2.953.071.715
KP	KOREA, DEM. PEOPLE'S REP.	-	329	-	3.041
KR	KOREA, REPUBLIC OF	2.809.497.866	36.203.947.557	1.020.258.367	12.813.689.121
TW	TAIWAN	1.203.343.969	22.966.084.957	537.189.971	8.702.754.238
CN	CHINA	23.359.027.412	226.754.320.316	6.143.021.366	65.924.116.751
MN	MONGOLIA	169.053	3.045.347	723.391	12.443.742
MO	MACAU	26.008	694.397	121.804	3.069.133
PG	PAPUA NEW GUINEA	18.803.477	261.947.069	16.441.208	244.554.563
TH	THAILAND	1.737.559.966	20.001.144.487	609.425.679	8.169.360.645
SG	SINGAPORE	1.446.063.054	18.237.483.204	1.166.172.479	14.395.731.528
PH	PHILIPPINES	2.975.403.939	36.009.632.278	1.008.918.961	12.903.203.079
MY	MALAYSIA	2.734.988.142	34.688.959.927	1.120.013.357	15.452.430.292
MM	MYANMAR	83.077.695	733.435.328	60.172.736	965.999.012
KH	CAMBODIA	366.769.547	2.178.703.030	85.056.779	725.959.470
BN	BRUNEI DARUSSALAM	125.455.514	1.307.566.187	24.352.749	240.260.337
LA	LAO PEOPLE'S DEM. REP.	139.264	1.126.430	718.867	26.622.234
NP	NEPAL	3.172.832	15.594.663	2.657.698	19.860.953
BT	BHUTAN	31.280	515.253	12.054.451	67.471.724
VN	VIET NAM	1.324.533.722	15.180.937.171	759.564.174	8.286.044.190
MV	MALDIVES	1.358.708	82.861.222	3.089.863	38.998.986
IN	INDIA	6.214.473.410	120.925.060.646	1.659.871.266	23.378.835.823
PK	PAKISTAN	613.505.690	8.083.664.653	464.978.884	4.330.733.427
BD	BANGLADESH	1.626.011.483	14.546.435.966	299.557.527	3.894.627.788
LK	SRI LANKA	22.685.608	646.375.799	11.839.958	263.773.226
AF	AFGHANISTAN	337.148	6.793.560	644.018	12.897.007
IQ	IRAQ	32.889.188	320.191.212	33.467.669	348.331.810
IR	IRAN (ISLAMIC REPUBLIC OF)	21.211.991	200.335.332	17.402.947	242.551.518
SA	SAUDI ARABIA	98.207.434	1.088.764.583	182.806.271	2.018.952.557
IL	ISRAEL	11.764.045	89.613.780	20.891.865	185.555.879
KW	KUWAIT	5.106.500	61.747.133	14.619.114	171.446.946
JO	JORDAN	11.721.305	100.279.348	36.508.501	592.633.476
LB	LEBANON	4.661.896	55.784.415	6.235.256	77.241.708
PS	PALESTINA	13.644	253.643	79.612	823.777
YE	YEMEN	11.398.577	96.852.019	15.682.208	120.884.902
OM	OMAN	16.662.040	368.267.509	19.926.613	411.055.014
SY	SYRIA ARAB REPUBLIC	1.919.396	5.947.023	2.466.499	9.358.176
TR	TURKEY	176.668.680	1.520.900.032	167.510.800	2.069.416.317
AE	UNITED ARAB EMIRATES	89.892.385	959.252.940	197.168.373	2.300.356.048
QA	QATAR	4.836.757	89.352.029	11.835.829	296.810.488
BH	BAHRAIN	2.340.523	20.932.748	4.936.444	44.830.450
CY	CYPRUS	294.690	6.812.978	985.863	12.542.990
EG	EGYPT	25.381.370	996.485.157	42.534.705	1.342.382.041
LY	LIBYAN ARAB JAMAHIRIYA	2.905.783	16.064.320	9.202.096	52.897.111
MA	MOROCCO	5.350.970	129.609.719	12.245.722	194.045.492
TN	TUNISIA	6.078.701	136.981.327	16.844.824	169.550.583
DZ	ALGERIA	27.293.162	221.982.066	31.320.990	302.405.693
SD	SUDAN	3.364.903	68.503.270	4.164.121	106.961.444
ER	ERITREA	-	300.998	-	384.945
NA	NAMIBIA	36.008	1.469.725	181.051	5.090.711
ET	ETHIOPIA	4.652.141	30.697.385	4.037.589	47.514.296
TZ	TANZANIA, UNITED REP. OF	17.537.623	196.875.134	19.664.719	277.358.230
MG	MADAGASCAR	5.441.139	59.321.063	4.868.801	63.560.538
SO	SOMALIA	2.853.953	53.156.821	5.399.078	100.866.410
KE	KENYA	95.346.889	452.351.152	77.669.473	475.371.214
RE	REUNION	535.103	6.854.995	878.760	12.345.905
MZ	MOZAMBIQUE	13.032.279	152.335.003	11.515.820	135.816.644
BW	BOTSWANA	388	743.744	74.100	3.867.237
GQ	EQUATORIAL GUINEA	2.038.879	11.853.273	2.195.492	14.899.498
TG	TOGO	9.803.399	167.046.946	14.547.808	232.775.497
GH	GHANA	7.610.627	132.781.167	9.760.171	180.795.353
LR	LIBERIA	78.201.119	114.682.470	8.739.004	52.553.343

Tabel 4. Ekspor Indonesia menurut Negara Tujuan

Desember 2022

Kode Negara	Negara Tujuan	Berat bersih / Net weight (Kg)		Nilai / Value F.O.B. (U S \$)	
		Bulan ini	Kumulatif	Bulan ini	Kumulatif
(1)	(2)	(3)	(4)	(5)	(6)
GN	GUINEA	1.132.364	14.056.063	1.412.554	32.960.514
AO	ANGOLA	15.919.065	251.709.887	18.627.281	320.659.915
CG	CONGO	7.941.590	56.811.533	8.366.186	71.342.621
CM	CAMEROON	3.148.152	52.238.539	4.144.642	55.310.289
NG	NIGERIA	20.817.889	285.052.695	28.975.811	459.788.572
SL	SIERRA LEONE	1.613.320	9.213.976	1.991.442	12.560.655
GA	GABON	283.979	3.651.334	519.360	9.500.324
CI	COTE D'IVOIRE	10.604.074	90.879.619	12.825.007	109.235.903
SN	SENEGAL	16.655.110	161.166.609	17.721.340	619.838.914
MR	MAURITANIA	15.946.630	136.019.836	17.192.511	247.863.217
ML	MALI	765.248	2.673.799	1.276.438	9.144.709
BJ	BENIN	20.179.661	153.713.854	21.095.983	192.048.571
BF	BURKINA FASO	271.910	3.738.005	1.372.027	16.182.427
GW	GUINEA BISSAU	-	170.407	-	242.613
GM	GAMBIA	2.388.735	36.453.022	2.458.489	47.193.732
SC	SEYCHELLES	189.912	1.234.164	433.052	3.662.548
UG	UGANDA	110.067	4.863.395	506.082	15.398.038
CF	CENTRAL AFRICAN REPUBLIC	1.261	1.305.413	88.500	3.040.335
NE	NIGER	280.481	3.880.657	541.022	8.059.551
TD	CHAD	-	103.980	-	1.606.924
DJ	DJIBOUTI	11.770.534	235.655.158	12.579.590	290.827.450
SH	SAINT HELENA	-	11.025	-	24.034
ST	SAO TOME AND PRINCIPE	13.356	1.216.363	22.393	1.684.574
SZ	SWAZILAND	48.192	494.852	186.115	3.959.816
ZA	SOUTH AFRICA	18.242.723	626.522.552	49.571.324	1.090.843.370
ZW	ZIMBABWE	205.211	2.794.107	233.878	5.665.966
ZM	ZAMBIA	2.848	1.023.240	571.136	3.403.099
MW	MALAWI	654.215	9.054.080	516.844	10.822.623
KM	COMOROS	433.736	4.236.138	519.617	5.535.614
BI	BURUNDI	35.589	174.878	107.389	647.864
MU	MAURITIUS	2.090.045	385.829.969	3.412.799	67.608.908
RW	RWANDA	-	565.292	-	537.304
YT	MAYOTTE	731.612	3.359.287	822.346	3.322.256
CD	DEMOCRATIC REP. OF THE CONGO	3.685.928	20.212.780	5.092.337	31.482.668
AU	AUSTRALIA	261.447.904	2.779.048.162	272.622.415	3.469.605.255
NZ	NEW ZEALAND	140.435.502	2.229.672.817	50.670.286	731.914.671
FM	MICRONESIA, FED. STATES OF	46.399	826.620	58.390	1.189.380
GU	GUAM	8.626	623.556	50.494	955.901
PW	PALAU	19.508	188.609	63.302	433.810
NR	NAURU	33.389	362.734	72.035	654.917
NC	NEW CALEDONIA	382.230	6.779.834	1.398.960	13.719.382
NU	NIUE	-	24	-	364
MP	NORTHERN MARIANA ISLANDS	9.450	206.883	40.455	393.024
VC	SAINT VINCENT AND THE GRENADINES	-	150.676	-	389.656
VU	VANUATU	305.871	3.718.216	417.548	5.707.906
WF	WALLIS AND FUTUNA ISLANDS	-	199.549	-	476.761
IO	BRITISH INDIAN OCEAN TERRITORY	74.230	264.242	128.995	513.746
AS	AMERICAN SAMOA	32.119	1.323.720	66.922	1.717.287
CK	COOK ISLANDS	-	313.089	-	620.982
FJ	FIJI	936.427	121.520.242	1.995.568	40.484.200
KI	KIRIBATI	198.894	1.492.286	372.405	3.019.007
MH	MARSHALL ISLANDS	140.074	10.461.612	531.259	17.579.994
WS	SAMOA	404.131	6.230.750	505.719	11.596.387
SB	SOLOMON ISLANDS	861.438	10.216.434	1.826.997	18.808.893
TO	TONGA	197.055	2.245.887	348.046	3.987.912
TV	TUVALU	-	26.580	-	61.975
UM	U.S MINOR OUTLYING ISLAND	-	328	-	6.436
TK	TOKELAU	-	43.385	-	85.685
PN	PITCAIRN	3	3	1.379	1.379
TL	EAST TIMOR	71.369.355	562.259.986	25.980.476	297.344.542
US	UNITED STATES	467.091.626	6.279.979.172	2.060.408.603	28.202.028.245
CA	CANADA	17.423.831	268.106.747	103.487.638	1.276.160.035

Tabel 4. Ekspor Indonesia menurut Negara Tujuan

Desember 2022

Kode Negara	Negara Tujuan	Berat bersih / Net weight (Kg)		Nilai / Value F.O.B. (U S \$)	
		Bulan ini	Kumulatif	Bulan ini	Kumulatif
(1)	(2)	(3)	(4)	(5)	(6)
MX	MEXICO	99.720.330	842.598.344	154.057.344	1.702.902.426
GT	GUATEMALA	4.033.190	102.688.097	8.011.673	118.672.965
HN	HONDURAS	16.624.827	60.900.482	17.623.728	153.052.480
NI	NICARAGUA	741.031	7.826.400	4.253.315	35.567.006
PA	PANAMA	2.001.839	20.497.181	16.452.531	170.409.031
CU	CUBA	3.656	2.955.919	41.553	2.994.127
CW	CURACAO	17.080	48.370	70.164	141.550
SR	SURINAME	152.070	2.547.866	241.683	5.690.901
CL	CHILE	6.250.570	132.542.511	28.716.014	354.656.978
VE	VENEZUELA	2.005.280	9.447.714	3.197.480	17.554.335
AR	ARGENTINA	2.656.292	162.188.391	14.462.387	310.876.986
BR	BRAZIL	51.645.923	619.260.502	100.736.576	1.487.060.826
CO	COLOMBIA	4.664.079	100.738.842	14.618.678	259.099.661
BO	BOLIVIA	152.220	6.264.807	215.152	19.158.510
UY	URUGUAY	553.635	46.804.841	3.325.419	58.011.440
PY	PARAGUAY	171.818	2.938.899	866.000	21.912.820
EC	ECUADOR	5.037.014	54.808.880	11.744.212	139.261.066
PE	PERU	7.911.729	183.569.239	29.745.180	442.782.196
GY	GUYANA	64.627	2.415.474	207.854	4.675.823
TT	TRINIDAD AND TOBAGO	989.283	15.054.100	2.132.344	31.418.739
BS	BAHAMAS	53.467	522.861	283.442	3.550.750
JM	JAMAICA	1.042.244	18.974.591	2.222.307	35.872.884
PR	PUERTO RICO	753.726	8.295.794	4.381.078	37.085.604
BZ	BELIZE	15.278	141.746	93.383	577.076
DO	DOMINICAN REPUBLIC	3.566.044	46.799.073	7.122.014	107.362.609
SV	EL SALVADOR	1.201.941	28.838.933	5.924.096	51.304.674
CR	COSTA RICA	22.700.929	60.421.135	17.679.368	82.771.204
HT	HAITI	6.818.233	92.533.840	7.306.246	111.176.210
BB	BARBADOS	45.138	1.069.465	208.702	4.335.512
AG	ANTIGUA AND BARBUDA	35.065	686.902	275.301	2.817.794
AI	ANGUILLA	-	22.696	-	38.281
AW	ARUBA	58.565	576.737	136.946	1.944.507
BM	BERMUDA	19.393	231.349	136.630	1.660.442
CV	CAPE VERDE	23.795	640.583	27.588	815.524
KY	CAYMAN ISLANDS	6.798	165.127	65.838	1.068.055
DM	DOMINICA	388.328	2.098.646	2.373.113	13.509.609
GF	FRENCH GUIANA	82.805	601.570	81.849	809.213
PF	FRENCH POLYNESIA	341.297	51.023.046	976.644	16.572.637
GL	GREENLAND	-	2.942	-	58.629
GD	GRENADA	37.515	487.409	74.488	1.299.522
MQ	MARTINIQUE	113.310	1.648.622	311.008	4.915.461
AN	NETHERLANDS ANTILLES	95.163	912.270	836.873	6.392.580
LC	SAINT LUCIA	58.031	608.381	341.650	3.522.134
SM	SAN MARINO	0	82	83	2.874
TC	TURKS AND CAICOS ISLANDS	-	152.459	-	918.846
GP	GUADELOUPE	186.330	2.298.935	656.939	8.075.410
KN	SAINT KITTS AND NEVIS	1.076	80.642	52.474	820.541
PM	SAINT PIERRE AND MIQUELON	-	148	-	3.314
MS	MONTSERRAT	-	2.580	-	23.968
VG	VIRGIN ISLANDS (BRITISH)	14.858	90.882	25.165	573.090
VI	U.S. VIRGIN ISLANDS	11.042	47.492	145.664	1.004.249
GB	UNITED KINGDOM	57.638.875	503.245.690	170.563.124	1.664.065.644
NL	NETHERLANDS	376.246.177	5.802.307.272	328.782.097	5.379.176.617
FR	FRANCE	77.664.437	321.885.047	88.911.402	1.082.284.456
DE	GERMANY, FED. REP. OF	50.638.838	678.645.645	241.952.634	3.216.060.132
AT	AUSTRIA	295.569	4.381.200	6.649.477	56.812.741
BE	BELGIUM	75.465.378	759.670.674	150.175.371	2.191.298.663
CH	SWITZERLAND	343.265	118.143.195	167.098.714	1.882.603.228
LU	LUXEMBOURG	1.291.663	24.892.863	9.577.780	56.936.053
GI	GIBRALTAR	1	70.164	164	29.469
MC	MONACO	5.906	249.935	153.517	5.208.924
DK	DENMARK	7.098.431	101.259.764	19.066.997	710.321.336

Tabel 4. Ekspor Indonesia menurut Negara Tujuan

Desember 2022

Kode Negara	Negara Tujuan	Berat bersih / Net weight (Kg)		Nilai / Value F.O.B. (U S \$)	
		Bulan ini	Kumulatif	Bulan ini	Kumulatif
(1)	(2)	(3)	(4)	(5)	(6)
NO	NORWAY	5.354.067	30.116.504	5.784.027	144.665.861
SE	SWEDEN	8.983.845	72.354.836	21.075.227	253.449.081
FI	FINLAND	2.963.472	38.951.287	21.498.356	92.091.600
IE	IRELAND	868.276	38.827.490	6.984.402	96.159.231
IT	ITALY	310.526.389	3.320.241.256	207.471.267	3.129.859.055
ES	SPAIN	197.004.848	1.887.028.228	250.654.222	2.293.647.004
PT	PORTUGAL	2.094.031	65.212.026	7.893.975	130.066.788
IS	ICELAND	23.549	46.559.385	1.201.027	21.410.750
GR	GREECE	16.568.790	292.209.883	22.534.818	327.019.413
VA	VATICAN CITY STATE	1	1.790	185	15.992
AD	ANDORRA	-	29.570	-	225.299
LI	LIECHTENSTEIN	4.850	21.988	67.772	304.754
HU	HUNGARY	1.839.412	11.168.866	8.825.572	91.255.375
PL	POLAND	286.310.159	2.568.398.419	106.737.000	1.123.682.924
RO	ROMANIA	5.346.226	67.988.009	8.875.997	121.408.914
BG	BULGARIA	24.021.865	118.809.889	61.907.699	314.342.609
AL	ALBANIA	800.251	8.915.678	1.226.298	14.092.941
AM	ARMENIA	64.580	1.161.047	243.226	3.717.931
AZ	AZERBAIJAN	161.745	1.498.353	474.037	3.640.577
BY	BELARUS	9	351.469	367	692.681
KZ	KAZAKHSTAN	907.582	13.958.551	6.897.734	105.851.285
KG	KYRGYZSTAN	1.594	1.478.948	7.558	2.476.145
MD	MOLDOVA, REPUBLIC OF	64	116.091	8.861	336.325
TJ	TAJIKISTAN	120.142	1.851.431	234.331	3.105.217
TM	TURKMENISTAN	206.588	2.571.687	284.013	4.002.724
UA	UKRAINE	242.075	22.529.544	1.001.656	36.815.056
UZ	UZBEKISTAN	935.978	18.756.555	1.425.903	33.569.189
LT	LITHUANIA	1.199.447	5.470.692	1.421.892	11.698.483
LV	LATVIA	3.154.447	88.532.882	4.445.835	61.667.922
EE	ESTONIA	10.522.409	252.289.234	14.969.947	309.873.586
GE	GEORGIA	2.994.339	51.754.198	5.176.357	108.013.131
HR	CROATIA	3.864.432	255.381.041	5.185.456	117.896.598
BA	BOSNIA AND HERZEGOVINA	42.702	632.241	50.984	965.370
MT	MALTA	132.335	6.239.812	518.849	8.349.922
SK	SLOVAKIA	149.921	4.714.667	2.309.896	39.158.831
SI	SLOVENIA	165.660.034	467.972.824	30.231.284	187.434.143
CZ	CZECH REPUBLIC	400.482	9.839.118	6.327.027	83.162.739
MK	REP. OF MACEDONIA	323.939	45.824.039	592.983	10.717.157
FO	FAEROE ISLANDS	1	1	100	100
RU	RUSSIA FEDERATION	103.798.611	885.948.171	123.137.180	1.386.510.667
RS	SERBIA	77.983.178	260.655.454	5.003.350	22.812.051
ME	MONTENEGRO	1	1.449.342	10	3.770.855
GG	GUERNSEY	13	70	1.360	7.880
JE	JERSEY	0	66	32	3.225
	Total Ekspor	54.788.095.310	647.327.446.403	23.827.858.044	291.979.102.622

Sumber : dokumen PEB dan non PEB, diolah

Tabel 5 : Ekspor Indonesia menurut Provinsi dan Pelabuhan muat

Desember 2022

Pelabuhan	Pelabuhan Muat	Berat bersih / Net weight (Kg)		Nilai / Value F.O.B. (U S \$)	
		Bulan ini	Kumulatif	Bulan ini	Kumulatif
(1)	(2)	(3)	(4)	(5)	(6)
ACEH		793.696.489	8.851.022.743	72.707.980	596.333.876
IDLSW	LHOK SEUMAWA	39.553.636	113.691.147	26.048.027	89.942.883
IDCLG	CALANG	6.399.853	31.999.158	5.279.879	27.439.295
IDMEQ	MEULABOH	747.743.000	8.691.369.000	41.380.074	478.026.701
IDBTJ	BLANG BINTANG (U)	-	3.160	-	15.000
IDAUN	BLANG LANCANG (ARUN)	-	2.367.478	-	637.000
IDKRU	KRUENG R. MALAHAYATI	-	11.592.800	-	272.998
SUMATERA UTARA		761.376.222	9.891.257.323	842.862.667	13.114.512.673
IDKNO	KUALA NAMU INTERNATIONAL AIRPORT (U)	70.583	455.525	4.311.152	24.813.740
IDBLW	BELAWAN	650.339.875	7.863.654.384	746.013.905	10.892.505.905
IDTJB	TANJUNG BALAI ASAHAN	3.630.500	37.226.291	1.881.988	20.840.005
IDTBR	TANJUNG BERINGIN	-	199.635.864	-	164.511.400
IDSLG	SIBOLGA	-	4.690.090	-	3.893.359
IDMES	MEDAN / POLONIA (U)	-	1.083	-	134.448
IDKTJ	KUALA TANJUNG	107.335.264	1.785.594.086	90.655.623	2.007.813.815
SUMATERA BARAT		331.395.518	3.950.887.710	203.976.887	2.811.114.133
IDTBY	PADANG/TL.BAYUR	331.394.655	3.950.877.994	203.966.895	2.811.018.969
IDPDG	PADANG / TABING (U)	863	9.716	9.992	95.164
RIAU		2.479.831.854	25.549.860.705	1.811.629.694	22.496.341.068
IDLAT	LALANG TERMINAL, ST	19.346.000	142.490.000	12.698.696	106.844.961
IDBAG	BAGAN SIAPI-API	208.200	1.338.150	137.783	896.570
IDPAI	PANIPAHAN	160.170	2.145.050	75.438	1.000.502
IDDUM	DUMAI	1.713.329.297	17.720.277.849	1.270.149.496	17.142.588.059
IDTMD	TANJUNG MEDANG	488.800	5.396.815	107.209	731.803
IDSEQ	SUNGAI PAKNING	131.380.248	1.588.897.529	89.571.108	1.102.220.384
IDBLS	BENKALIS	484.000	4.472.295	635.375	4.331.803
IDSPA	SELAT PANJANG	2.895.230	35.968.257	627.244	7.893.100
IDSSI	SIAK SRI INDRAPURA	40.573.986	789.874.104	4.808.186	198.924.847
IDSUQ	SUNGAI GUNTUNG	22.636.891	249.111.743	22.995.763	276.250.808
IDKGD	KUALA GAUNG	11.000.100	111.206.487	2.092.068	22.948.380
IDTEM	TEMBILAHAN	1.421.275	34.824.067	363.759	7.670.300
IDKEN	KUALA ENOK	13.810.059	81.653.602	6.945.671	60.594.662
IDRGA	RENGAT	1.861.646	131.072.775	1.321.291	56.527.311
IDKID	PULAU KIJANG	-	193.615	-	387.825
IDPKU	SIMPANG TIGA (U)	-	17.110	-	1.735.981
IDPAK	PEKAN BARU	787.738	8.896.452	401.877	7.687.635
IDBUN	BUATAN	334.910.493	3.102.183.284	227.308.120	2.140.407.441
IDPWG	PERAWANG, SUMATRA	184.537.721	1.539.841.520	171.390.611	1.356.698.696
JAMBI		1.022.931.721	9.213.108.825	132.319.688	2.614.853.331
IDMSK	MUARA SABAK	471.948.007	471.948.007	42.766.069	42.766.069
IDKTK	KUALA TUNGKAL	27.307.289	367.153.200	8.708.103	81.444.719
IDMSA	MUARA SABAK	459.195.770	6.441.996.608	41.573.246	559.140.017
IDDJM	JAMBI	64.480.640	1.932.010.716	39.265.533	1.927.469.490
IDDJB	PALMERAH/SULTAN THAHA (U)	15	294	6.737	4.033.036

Tabel 5 : Ekspor Indonesia menurut Provinsi dan Pelabuhan muat

Desember 2022

Pelabuhan	Pelabuhan Muat	Berat bersih / Net weight (Kg)		Nilai / Value F.O.B. (U S \$)	
		Bulan ini	Kumulatif	Bulan ini	Kumulatif
(1)	(2)	(3)	(4)	(5)	(6)
SUMATERA SELATAN		3.387.358.586	40.382.502.765	631.945.035	7.294.909.731
IDPLS	PALEMBANG-KERTAPATI	16.031.878	179.685.090	1.216.980	12.652.089
IDSUG	SUNGAI GERONG	24.597.717	49.017.314	10.111.138	25.546.934
IDPLA	PALEMBANG - PLAJU	53.583.923	745.801.636	31.607.080	418.866.811
IDPLM	SM. BADARUDDIN (U)	-	1.343	-	511.078
IDMRI	MUSI RIVER/BOOM BARU	3.293.145.068	39.407.997.382	589.009.837	6.837.332.819
BENGKULU		133.809.166	2.733.254.399	15.090.067	267.972.421
IDBKU	BENGKULU	3.400.000	864.629.738	295.800	82.928.832
IDBKS	PADANG KEMILING (U)	-	90	-	1.491
IDPBA	PULAU BAAI	130.409.166	1.868.624.571	14.794.267	185.042.098
LAMPUNG		1.175.469.378	13.262.036.743	397.058.079	5.069.597.458
IDTRH	TARAHAN	844.084.449	9.929.439.635	205.303.508	2.995.336.366
IDPJG	PANJANG	331.384.929	3.332.597.108	191.754.571	2.074.261.092
KEPULAUAN BANGKA BELITUNG		30.560.546	339.915.097	187.305.214	1.334.407.252
IDBLT	BELITUNG	-	18.154.000	-	635.390
IDMUO	MUNTOK	1.330.132	14.250.132	31.848.085	421.362.735
IDPGX	PANGKAL BALAM	6.930.025	34.864.428	132.850.779	633.482.408
IDTPD	TANJUNG PANDAN	-	14.965.609	-	1.727.900
IDMAN	MANGGAR-BELITUNG	22.299.389	244.862.905	22.592.602	258.477.006
IDPGK	PANGKAL PINANG (U)	1.000	428.573	13.748	18.201.456
IDTJQ	BULUH TUMBANG (U)	-	12.389.450	-	520.357
KEPULAUAN RIAU		1.456.166.255	18.633.417.302	1.550.122.274	19.626.161.836
IDBTM	BATAM ISLAND	-	3.158.763	-	8.067.182
IDLBM	LOBAM	353.794	27.737.199	14.139.657	212.102.425
IDMWK	MATAK	-	536.823	-	3.241.867
IDNTX	NATUNA RANAI	-	132.269	-	803.214
IDKIJ	KIJANG	1.981.507	1.981.507	3.493.376	3.493.376
IDTBK	TANJUNG BALAI KARIMUN	845.102.201	9.614.611.408	135.566.973	1.795.467.434
IDPSS	PULAU SAMBU	-	19.008.640	-	18.276.000
IDTAN	TANJUNG UBAN	-	82.641.270	-	3.809.895
IDTPN	TANJUNG PINANG	6.487	68.951.187	154.102	56.538.430
IDTER	TEREMPA	217.909.600	3.100.871.457	107.027.550	1.802.871.871
IDTBT	TANJUNG BATU, RIAU	487.000	7.964.250	267.462	5.658.719
IDBPD	BELAKANG PADANG	174.428.358	2.004.243.709	105.931.091	1.351.004.189
IDBTU	BATU AMPAR	114.461.095	1.359.497.766	876.325.255	9.944.699.120
IDDAS	SINGKEP - DABO	-	569.775.000	-	9.447.177
IDTNJ	KIJANG	271.958	53.755.016	666.361	66.478.116
IDPAS	PASIR PANJANG	4.148.000	250.144.000	27.846	1.618.292
IDSKP	SEKUPANG	11.210.385	165.515.651	218.691.444	2.542.851.063
IDNON	NONGSA	333	969	18.552	48.511
IDKAB	KABIL/PANAU	85.775.222	1.178.359.381	82.198.037	1.659.144.854
IDUNA	UDANG NATUNA	-	124.349.280	-	102.467.763
IDBTH	HANG NADIM (U)	30.315	181.758	5.614.567	38.072.338
DKI JAKARTA		1.341.085.031	17.887.115.607	5.267.218.755	69.430.640.580
IDTPP	TANJUNG PRIOK	1.333.459.026	16.859.828.566	4.694.973.627	60.677.708.264
IDKLB	KALIBARU	-	907.190.000	-	80.131.756
IDJKT	JAKARTA / PASAR IKAN	61.586	672.709	133.721	1.272.603
IDCGK	SOEKARNO-HATTA (U)	7.563.160	119.314.962	571.981.292	8.667.833.466
IDHLP	HALIM PERDANA KUSUMA (U)	1.260	109.370	130.115	3.694.490

Tabel 5 : Ekspor Indonesia menurut Provinsi dan Pelabuhan muat

Desember 2022

Pelabuhan	Pelabuhan Muat	Berat bersih / Net weight (Kg)		Nilai / Value F.O.B. (U S \$)	
		Bulan ini	Kumulatif	Bulan ini	Kumulatif
(1)	(2)	(3)	(4)	(5)	(6)
JAWA BARAT		46.350.364	699.704.475	151.664.656	1.797.356.783
IDPUR	PURWAKARTA	-	8.209	-	58.156
IDPMB	PATIMBAN	13.927.714	140.383.995	137.188.139	1.440.055.756
IDCBN	CIREBON	-	51.277	-	4.954.933
IDBDO	HUSEIN SASTRANEGARA (U)	6.862	16.619	17.131	21.287.125
IDBLG	BALONGAN	32.415.788	503.169.053	14.459.386	287.517.869
IDCIN	CINTA, JAVA	-	56.075.322	-	43.482.945
JAWA TENGAH		264.345.230	4.285.845.281	645.709.893	8.486.863.200
IDTES	TANJUNG EMAS	199.523.666	2.687.250.558	630.765.176	7.903.516.869
IDCXP	CILACAP	64.801.925	1.598.298.160	14.624.775	579.235.360
IDSRG	ACHMAD YANI (U)	14.655	284.537	267.343	3.967.402
IDSOC	SOLO/JEBRES/ADI SUMARMO (U)	4.984	12.027	52.599	143.569
DI YOGYAKARTA		22.192	148.353	311.529	2.556.329
IDYIA	YOGYAKARTA INTERNATIONAL AIRPORT(U)	22.192	148.353	311.529	2.556.329
JAWA TIMUR		1.157.122.768	13.952.292.218	1.956.325.031	23.929.407.314
IDTUB	TUBAN	118.387.169	1.793.633.956	55.164.119	847.808.651
IDGRE	GRESIK	148.927.264	2.458.684.207	102.993.697	2.028.521.933
IDTPE	TANJUNG PERAK	805.949.634	9.287.711.305	1.566.746.817	19.878.645.541
IDPRO	PROBOLINGGO	17.500.496	97.622.202	2.961.584	39.635.584
IDKLG	KALIANGET	65.828.410	308.498.120	40.493.857	222.595.673
IDSUB	JUANDA (U)-SURABAYA	529.795	6.142.427	187.964.957	912.199.932
BANTEN		663.275.575	6.453.655.962	184.226.086	2.317.661.063
IDCIW	CIWANDAN	3.500.281	156.013.529	3.311.169	57.685.657
IDBYH	BAYAH	386.164.000	386.164.000	16.218.888	16.218.888
IDMRK	MERAK	54.419.175	3.936.661.031	22.420.716	754.584.269
IDTLN	TANJUNG LENENG	50.425.466	705.027.340	37.403.566	594.419.911
IDCGD	CIGADING	41.644.560	1.142.667.968	24.617.231	814.497.822
IDCIG	CIGADING	127.122.093	127.122.093	80.254.516	80.254.516
BALI		909.782	6.650.367	21.473.134	203.596.892
IDBOA	BENOA/LOLOAN	27.000	304.524	80.190	216.246
IDCBW	CELUKAN BAWANG	62.000	154.000	508.000	1.162.030
IDSAG	SANGIT	-	676	-	3.849
IDDPS	NGURAH RAI (U)	820.782	6.191.167	20.884.944	202.214.766
NUSA TENGGARA BARAT		107.735.006	1.214.809.629	229.238.969	3.076.754.648
IDBEN	BENETE	75.079.972	1.169.542.379	219.772.112	3.058.935.537
IDLOP	BANDARA UDARA INTERNASIONAL (LOMBOK)	3.642	13.174	19.528	4.448.894
IDBMU	BIMA	6.050.000	6.050.000	1.805.925	1.805.925
IDAMI	MATARAM / SELAPARANG (U)	1.392	3.716	7.304	19.258
IDBDS	BADAS SUMBAWA	26.600.000	39.200.000	7.634.100	11.544.300
IDLKS	LOMBOK	-	360	-	734
NUSA TENGGARA TIMUR		10.131.322	89.496.543	5.242.918	48.522.855
IDABU	ATAMBUA (U)	258.877	1.231.093	284.568	1.303.397
IDBJW	BAJAWA (U)	-	303	-	66.756
IDATA	ATAPUPU	9.872.444	87.586.491	4.958.350	42.952.932
IDTEN	TENAU	-	678.657	-	4.199.769

Tabel 5 : Ekspor Indonesia menurut Provinsi dan Pelabuhan muat

Desember 2022

Pelabuhan	Pelabuhan Muat	Berat bersih / Net weight (Kg)		Nilai / Value F.O.B. (U S \$)	
		Bulan ini	Kumulatif	Bulan ini	Kumulatif
(1)	(2)	(3)	(4)	(5)	(6)
KALIMANTAN BARAT		1.186.342.665	18.453.655.360	140.608.995	2.455.340.457
IDBKY	BENGKAYANG	25.645	25.645	197.928	197.928
IDPON	PONTIANAK	763.541.084	9.767.741.395	79.033.271	1.434.360.839
IDKTG	KETAPANG K. BARAT	2.971.644	178.515.775	1.976.143	6.519.948
IDTMO	TELOK MELANO	-	1.905.278.298	-	72.175.557
IDKDW	KENDAWANGAN	418.646.947	6.594.696.939	57.486.442	925.681.070
IDPNK	SUPADIO (U)	1.263	260.397	70.040	552.231
IDENT	ENTIKONG	1.046.374	5.377.101	761.134	3.789.522
IDJBB	JAGOIBABANG	109.708	1.759.811	1.084.037	12.063.362
KALIMANTAN TENGAH		163.784.580	5.076.760.452	78.175.687	1.085.371.257
IDTBM	TUMBANG SAMBA (U)	-	11.098	-	353.609
IDPKN	PANGKALAN BUN	2.958.266	35.168.981	3.018.932	40.937.975
IDKUM	KUMAI	72.157.853	1.798.511.412	58.033.209	873.326.113
IDSMQ	SAMPIT	8.399.921	3.053.817.783	1.184.589	139.559.601
IDKKP	KUALA KAPUAS	54.766.000	54.766.000	12.686.544	12.686.544
IDPPS	PULANG PISAU	9.002.540	117.985.177	397.912	15.652.915
IDTSB	TELUK SEBANGAU	16.500.000	16.500.000	2.854.500	2.854.500
KALIMANTAN SELATAN		13.554.384.642	163.273.248.063	1.686.804.964	20.116.133.314
IDKBU	KOTABARU (U)	-	981.815.078	-	76.769.543
IDNPL	NORTH PULAU LAUT	320.212.000	4.173.405.000	64.274.967	822.531.018
IDSTU	SATUI	3.316.529.000	43.048.599.810	292.583.502	4.044.550.043
IDTAR	TARJUN	99.094.761	1.069.564.422	59.060.466	877.513.222
IDPUT	PULAU LAUT	66.740.981	1.862.579.948	59.903.368	486.834.467
IDBAN	BANJARMASIN	7.078.889.236	86.650.746.786	969.641.977	11.843.741.916
IDKTB	KOTABARU	2.284.189.902	22.414.070.759	205.723.571	1.662.872.347
IDBDJ	SAMSUDIN NOOR (U)	80	8.463	198.700	1.143.535
IDASA	ASAM ASAM	388.728.682	3.072.457.796	35.418.414	300.177.223
KALIMANTAN TIMUR		19.388.270.853	229.806.672.266	3.052.267.981	36.048.490.090
IDKRG	KARIANGAU	3.200	41.437	68.700	1.423.989
IDSAT	SANTAN TERMINAL, KL	-	16.553.755	-	8.476.846
IDTBA	TANJUNG BARA, KL	2.826.678.000	40.816.984.000	407.818.988	6.326.502.976
IDBPP	BALIKPAPAN	3.373.615.618	32.340.083.158	683.479.285	7.730.518.604
IDSRD	SAMARINDA	7.633.469.306	82.575.745.235	952.920.372	10.008.349.809
IDTRD	TANJUNG REDEP	610.644.697	23.115.872.396	67.814.450	2.835.644.933
IDBPN	SEPINGGAN (U)	55.584	396.916	236.549	7.777.938
IDBEK	BEKAPAI	-	766.095.000	-	88.704.744
IDBTG	BONTANG	1.383.726.448	15.575.351.370	582.352.063	5.940.347.472
IDADB	ADANG BAY	1.975.130.000	25.237.868.000	207.985.037	2.515.509.449
IDSKI	SANGKULIRANG	574.877.000	8.146.890.000	32.172.470	449.349.212
IDBEJ	BERAU (U)	-	51.200.000	-	7.735.296
IDMUB	MUARA BERAU	1.010.071.000	1.163.591.000	117.420.068	128.148.821
KALIMANTAN UTARA		2.492.570.230	23.886.466.847	271.140.395	2.672.927.944
IDTJS	TANJUNG SELOR	397.013.000	4.222.145.800	18.614.034	212.092.820
IDLIN	LINGKAS TARAKAN	1.633.883.765	12.522.959.848	203.791.702	1.680.651.631
IDNNX	NUNUKAN	100.113.465	2.438.391.221	34.191.505	622.331.449
IDBYQ	BUNYU	361.560.000	4.702.901.407	14.543.154	154.738.954
IDTRK	TARAKAN (U)	-	68.570	-	3.113.091

Tabel 5 : Ekspor Indonesia menurut Provinsi dan Pelabuhan muat

Desember 2022

Pelabuhan	Pelabuhan Muat	Berat bersih / Net weight (Kg)		Nilai / Value F.O.B. (U S \$)	
		Bulan ini	Kumulatif	Bulan ini	Kumulatif
(1)	(2)	(3)	(4)	(5)	(6)
SULAWESI UTARA		97.521.979	1.297.733.115	66.583.227	936.255.178
IDLIR	LIRUNG	-	700	-	6.150
IDAMU	AMURANG	22.527.002	204.178.529	17.175.216	208.278.052
IDMND	MANADO	-	306	-	4.286
IDBIT	BITUNG	48.380.107	606.879.299	46.459.934	696.128.553
IDPET	PETTA	31.395	346.986	364.922	4.026.323
IDMDC	SAM RATULANGI (U)	83.476	416.982	1.292.405	5.172.325
IDMNA	MELANGGUANE (U)	-	313	-	2.214
IDLUK	LABUHAN UKI	26.500.000	485.910.000	1.290.750	22.637.275
SULAWESI TENGAH		1.317.603.523	12.045.757.233	1.872.812.394	19.384.367.379
IDMOW	MOROWALI	4.500.060	14.299.126	8.883.860	23.919.330
IDBAH	BAHUDOPI	830.419.100	1.468.397.848	1.362.254.084	2.422.359.483
IDKNL	KOLONODALE	110.920.365	242.584.282	218.979.277	480.942.614
IDPSJ	POSO	-	2.244.287.079	-	3.992.661.578
IDLWU	LUWUK	310.304.207	3.179.035.333	233.828.876	2.440.001.953
IDKLD	KOLONEDALE	6.663.767	4.475.228.404	457.630	9.582.456.886
IDPLW	MUTIARA-PALU (U)	2.970	2.970	7.096	7.096
IDPAT	PANTOLOAN	54.793.054	421.922.191	48.401.571	442.018.438
SULAWESI SELATAN		118.199.625	2.083.919.745	234.707.664	2.041.554.665
IDMAK	MAKASSAR	75.164.300	471.369.322	93.123.872	789.987.479
IDPAP	PARE-PARE	-	381.107.075	-	14.929.924
IDUJU	UJUNG Pandang	34.668	355.761	1.042.285	7.697.724
IDMLI	MALILI, SULAWESI	8.858.653	75.824.053	137.945.041	1.179.455.372
IDBKI	BIRING KASSI	34.050.000	1.154.854.398	2.112.100	47.785.642
IDUPG	HASANUDDIN (U)	92.004	409.136	484.365	1.698.524
SULAWESI TENGGARA		203.702.608	2.681.347.191	445.083.090	5.408.974.693
IDBUW	BAU-BAU	-	108.594.036	-	3.257.821
IDKDR	KENDARI	203.688.440	2.550.017.816	444.921.557	5.319.477.510
IDPUM	POMALAA	-	22.651.650	-	85.808.185
IDKDI	WOLTER MONGINSIDI (U)	14.168	83.689	161.533	431.178
GORONTALO		39.602.423	136.432.193	10.565.760	34.012.478
IDGOR	GORONTALO	39.600.050	136.420.547	10.547.658	33.889.139
IDGTO	JALALUDDIN(U)	2.373	11.646	18.101	123.338
SULAWESI BARAT		-	83.880.537	-	23.458.411
IDMJU	MAMUJU	-	61.743.099	-	6.105.819
IDPOE	POLEWALI	-	22.137.438	-	17.352.592
MALUKU		34.676.232	78.747.039	23.082.302	90.695.797
IDBUA	BULA	33.296.232	69.753.828	16.555.027	42.885.458
IDAMB	AMBON	1.345.144	8.437.120	6.199.172	44.123.641
IDLUV	TUAL	-	14.800	-	148.000
IDAMQ	PATTIMURA/LAHA (U)	34.857	541.291	328.103	3.538.699
MALUKU UTARA		312.133.621	3.501.909.296	703.150.037	8.185.176.262
IDOBI	OBI ISLAND	250.433.621	2.899.397.296	698.658.894	8.131.568.311
IDTAX	TALIABU	61.700.000	602.512.000	4.491.143	53.607.950

Tabel 5 : Ekspor Indonesia menurut Provinsi dan Pelabuhan muat

Desember 2022

Pelabuhan	Pelabuhan Muat	Berat bersih / Net weight (Kg)		Nilai / Value F.O.B. (U S \$)	
		Bulan ini	Kumulatif	Bulan ini	Kumulatif
(1)	(2)	(3)	(4)	(5)	(6)
PAPUA BARAT		466.454.829	5.226.712.588	296.199.511	2.703.348.971
IDSOR	SORONG	43.371	902.512	629.885	4.499.721
IDMKW	MANOKWARI	16.346.200	256.904.661	854.533	11.328.185
IDSQ	SORONG / JEFMAN (U)	17.022	256.623	209.634	2.827.977
IDNTI	BINTUNI, IRIAN JAYA	450.048.236	4.968.648.792	294.505.459	2.684.693.088
PAPUA		249.274.495	2.297.222.432	640.247.482	6.273.432.282
IDBIK	FRANS KASIEPO (U)	16.214	53.678	147.142	387.574
IDJYP	JAYAPURA	104.681	373.514	121.280	1.226.400
IDZRI	SERUI	-	51.570.444	-	57.631.133
IDMKQ	MERAUKE	-	1.470	-	5.220
IDTIM	AMAMAPARE	249.153.600	2.239.514.081	639.979.060	6.204.539.976
IDDJJ	JAYAPURA / SENTANI (U)	-	5.193	-	2.613.579
IDBXD	BADE, IRIAN JAYA	-	5.704.051	-	7.028.398
Total Ekspor		54.788.095.310	647.327.446.403	23.827.858.044	291.979.102.622

Sumber : dokumen PEB dan non PEB, diolah

DATA

MENCERDASKAN BANGSA

<https://www.bps.go.id>



BADAN PUSAT STATISTIK

Jl. dr. Sutomo No. 6-8 Jakarta 10710
Telp : (021) 3841195, 3842508, 3810291-4, Fax : (021) 3857046
Homepage : <http://www.bps.go.id> E-mail : bpsHQ@bps.go.id

ISSN 2745-3987



9 772745 398704