



Katalog BPS : 8110.53

STATISTIK EKSPOR - IMPOR NUSA TENGGARA TIMUR

*Statistical of Export - Import
Nusa Tenggara Timur*

2000



BPS

Badan Pusat Statistik Propinsi Nusa Tenggara Timur

2003
Dinas
2003

<https://ntt.bps.go.id>

**STATISTIK
EKSPOR - IMPOR
NUSA TENGGARA TIMUR**

*Statistical of Export - Import
East Nusa Tenggara*

2000

<https://ntt.go.id>

STATISTIK EKSPOR - IMPOR 2000
NUSA TENGGARA TIMUR
STATISTICAL OF EXPORT – IMPORT 2000
EAST NUSA TENGGARA

ISSN. 0216.5929

No. Publikasi / *Publication Number* : 53543.0002

Katalog BPS / *Catalog* : 8110.53

Ukuran Buku / *Book Size* : 21 cm x 28 cm

Jumlah Halaman / *Total pages* : 107

Naskah / *Manuscript* :

Bidang Statistik Distribusi

Gambar Kulit / *Cover Design* :

Bidang Statistik Distribusi

Diterbitkan oleh / *Published by* :

Badan Pusat Statistik Provinsi Nusa Tenggara Timur

Boleh dikutip dengan menyebutkan sumbernya

May be cited with reference to the source

KATA PENGANTAR

Publikasi Statistik Ekspor-Impor Nusa Tenggara Timur Tahun 2000 ini merupakan seri publikasi tahunan dari hasil pengolahan data statistik ekspor dan impor oleh BPS. Sumber data adalah semua Bank-bank devisa di NTT yang secara rutin mengirimkan dokumen PEB (Pemberitahuan Ekspor Barang) dan PIUD (Pemberitahuan Impor Untuk Dipakai).

Dengan terbimva publikasi ini, diharapkan dapat membantu para konsumen data baik Pemerintah maupun Swasta dalam mengevaluasi dan menentukan arah kebijakan dibidang ekspor-impur serta untuk keperluan lainnya.

Ucapan terima kasih dan penghargaan yang tulus kami sampaikan kepada semua pihak atas segala bantuannya dalam memberikan data secara teratur dan lancar, sehingga publikasi ini dapat diterbitkan.

Akhirnya, tanggapan dan saran yang bersifat konstruktif sangat kami harapkan, demi perbaikan pada masa yang akan datang.

Kupang, September 2001

Kepala Badan Pusat Statistik
Propinsi Nusa Tenggara Timur.



Drs. H.O. Simanjuntak
NIP. 340003528

DAFTAR ISI

KATA PENGANTAR	i
DAFTAR ISI	ii
DAFTAR TABEL DAN GRAFIK	iii
ULASAN SINGKAT :	
1. Neraca Perdagangan Luar Negeri NTT	1
2. Ekspor Nusa Tenggara Timur	6
a. Perkembangan Ekspor	6
b. Ekspor Menurut Negara Tujuan	7
c. Ekspor Menurut Komoditi	9
d. Ekspor Menurut Pelabuhan Ekspor	11
3. Impor Nusa Tenggara Timur	11
a. Perkembangan Impor	12
b. Impor Menurut Komoditi	13
c. Impor Menurut Pelabuhan Impor	13
d. Impor Menurut Negara Asal	14

DAFTAR TABEL & GRAFIK

Tabel 1.1	Neraca Perdagangan Luar Negeri NTT Tahun 1990-2000	3
Tabel 1.2.	Neraca Perdagangan Luar Negeri NTT Menurut Negara Asal dan Tujuan Tahun 1999-2000	5
Tabel 2.1	Nilai Ekspor NTT Tahun 1999 -2000.....	6
Tabel 2.2	Volume dan Nilai Ekspor NTT Tahun 1999	9
Tabel 2.3.	Volume dan Nilai Ekspor NTT Tahun 2000	10
Tabel 3.1.	Volume Ekspor NTT Menurut Jenis Barang Tahun 1998-2000	15
Tabel 3.2.	Nilai Ekspor NTT Menurut Jenis Barang Tahun 1998-2000	16
Tabel 4.1.	Ekspor NTT Menurut Jenis Barang Tahun 1998.....	17
Tabel 4.2.	Ekspor NTT Menurut Jenis Barang Tahun 1999.....	18
Tabel 4.3.	Ekspor NTT Menurut Jenis Barang Tahun 2000.....	19
Tabel 5.1.	Volume Ekspor (Net. Weight) NTT Menurut Pelabuhan Ekspor Tahun 1998-2000	20
Tabel 5.2.	Nilai Ekspor (FOB. Value) NTT Menurut Pelabuhan Ekspor Tahun 1998-2000	21
Tabel 6.1.	Volume Ekspor (Net. Weight) NTT Menurut Negara Tujuan Tahun 1998-2000.....	22
Tabel 6.2.	Nilai Ekspor (FOB. Value) NTT Menurut Negara Tujuan Tahun 1998-2000	23
Tabel 7.1.	Volume Impor (Net. Weight) NTT Menurut Jenis Barang Tahun 1998-2000	24
Tabel 7.2.	Nilai Impor (CIF Value) NTT Menurut Jenis Barang Tahun 1998-2000.....	25
Tabel 8.1.	Impor NTT Menurut Jenis Barang Tahun 1998	26
Tabel 8.2.	Impor NTT Menurut Jenis Barang Tahun 1999	27
Tabel 8.3.	Impor NTT Menurut Jenis Barang Tahun 2000	28
Tabel 9.1	Volume Impor (Net. Weight) NTT Menurut Pelabuhan Impor Tahun 1998-2000.....	29
Tabel 9.2.	Nilai Impor (CIF Value) NTT Menurut Pelabuhan Impor Tahun 1998-2000.....	30
Tabel 10.1.	Volume Impor (Net. Weight) NTT Menurut Negara Asal Tahun 1998-2000	31
Tabel 10.2.	Nilai Impor (CIF Value) NTT Menurut Negara Asal Tahun 1998-2000.....	32

Tabel 11.1.	Volume Ekspor (Net. Weight) NTT Menurut Jenis Barang Selama Tahun 1998	33
Tabel 11.2.	Nilai Ekspor (FOB. Value) NTT Menurut Jenis Barang Selama Tahun 1998	35
Tabel 11.3.	Volume Ekspor (Net. Weight) NTT Menurut Jenis Barang Selama Tahun 1999.....	37
Tabel 11.4.	Nilai Ekspor (FOB. Value) NTT Menurut Jenis Barang Selama Tahun 1999	39
Tabel 11.5.	Volume Ekspor (Net. Weight) NTT Menurut Jenis Barang Selama Tahun 2000	41
Tabel 11.6.	Nilai Ekspor (FOB. Value) NTT Menurut Jenis Barang Selama Tahun 2000	43
Tabel 12.1.	Volume Ekspor (Net. Weight) NTT Menurut Pelabuhan Ekspor Selama Tahun 1998	45
Tabel 12.2.	Nilai Ekspor (FOB. Value) NTT Menurut Pelabuhan Ekspor Selama Tahun 1998	47
Tabel 12.3.	Volume Ekspor (Net. Weight) NTT Menurut Pelabuhan Ekspor Selama Tahun 1999	49
Tabel 12.4.	Nilai Ekspor (FOB. Value) NTT Menurut Pelabuhan Ekspor Selama Tahun 1999	51
Tabel 12.5.	Volume Ekspor (Net. Weight) NTT Menurut Pelabuhan Ekspor Selama Tahun 2000.....	53
Tabel 12.6.	Nilai Ekspor (FOB. Value) NTT Menurut Pelabuhan Ekspor Selama Tahun 2000.....	55
Tabel 13.1.	Volume Ekspor (Net. Weight) NTT Menurut Negara Tujuan Selama Tahun 1998	57
Tabel 13.2.	Nilai Ekspor (FOB. Value) NTT Menurut Negara Tujuan Selama Tahun 1998	59
Tabel 13.3.	Volume Ekspor (Net. Weight) NTT Menurut Negara Tujuan Selama Tahun 1999	61
Tabel 13.4.	Nilai Ekspor (FOB. Value) NTT Menurut Negara Tujuan Selama Tahun 1999	63
Tabel 13.5.	Volume Ekspor (Net. Weight) NTT Menurut Negara Tujuan Selama Tahun 2000	65
Tabel 13.6.	Nilai Ekspor (FOB. Value) NTT Menurut Negara Tujuan Selama Tahun 2000.....	67
Tabel 14.1.	Volume Impor (Net. Weight) NTT Menurut Jenis Barang Selama Tahun 2000	69

Tabel 14.2.	Nilai Impor (CIF Value) NTT Menurut Jenis Barang Selama Tahun 2000	71
Tabel 14.3.	Volume Impor (Net. Weight) NTT Menurut Pelabuhan Impor Selama Tahun 2000	73
Tabel 14.4.	Nilai Impor (CIF Value) NTT Menurut Pelabuhan Impor Selama Tahun 2000	75
Tabel 14.5.	Volume Impor (Net. Weight) NTT Menurut Negara Asal Selama Tahun 2000	77
Tabel 14.6.	Nilai Impor (CIF Value) NTT Menurut Negara Asal Selama Tahun 2000	79
Tabel 15.1.	Ekspor Propinsi Nusa Tenggara Timur Januari s/d Desember 1998	81
Tabel 15.2.	Ekspor Propinsi Nusa Tenggara Timur Januari s/d Desember 1999	85
Tabel 15.3.	Ekspor Propinsi Nusa Tenggara Timur Januari s/d Desember 2000	87
Tabel 15.4.	Impor Propinsi Nusa Tenggara Timur Januari s/d Desember 1998	90
Tabel 15.5.	Impor Propinsi Nusa Tenggara Timur Januari s/d Desember 1999	94
Tabel 15.6.	Impor Propinsi Nusa Tenggara Timur Januari s/d Desember 2000	101
Grafik 1.	Nilai Perdagangan Luar Negeri NTT Tahun 1988-2000	2
Grafik 2.	Perkembangan Nilai Ekspor NTT Tahun 2000	7
Grafik 3.	Peranan Negara Mitra Dagang Dalam Ekspor NTT Tahun 2000	8
Grafik 4.	Perkembangan Volume dan Nilai Impor Tahun 1994-2000	12

ULASAN SINGKAT

1. Neraca Perdagangan Luar Negeri.

Sektor perdagangan baik perdagangan dalam negeri maupun perdagangan luar negeri merupakan sektor penunjang utama bagi sektor-sektor ekonomi lainnya. Perdagangan luar negeri diharapkan dapat memberikan sumbangan devisa yang lebih besar bagi perekonomian nasional.

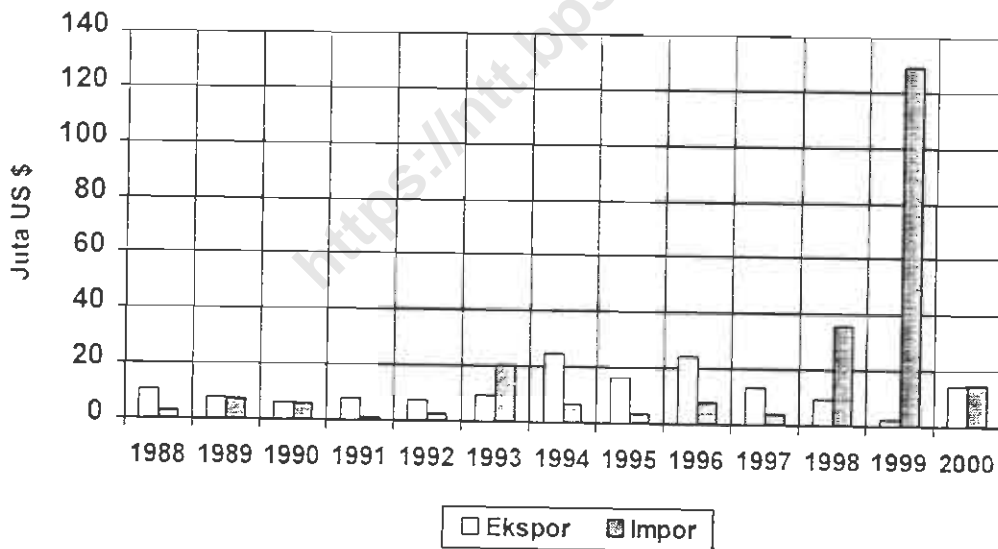
Angka neraca perdagangan dapat memberikan gambaran ketergantungan suatu wilayah terhadap wilayah/daerah lainnya. Neraca perdagangan dalam negeri Nusa Tenggara Timur selama ini mengalami devisa karena kebutuhan barang-barang hasil industri, baik untuk kebutuhan konsumsi rumah tangga maupun investasi barang modal hampir semuanya didatangkan dari luar Nusa Tenggara Timur. Produk Nusa Tenggara Timur yang dapat digunakan untuk memenuhi kebutuhan konsumsi dan investasi masih terbatas pada hasil-hasil sektor pertanian, penggalian serta sedikit dari industri kerajinan dan industri rumah tangga. Aktifitas perdagangan luar negeri dapat dilihat dari angka neraca perdagangan luar negeri.

Pada tingkat perdagangan luar negeri, aktifitas perdagangan Nusa Tenggara Timur juga mengalami devisa. Sejak tahun 1998 sampai dengan tahun 2000 neraca perdagangan luar negeri Nusa Tenggara Timur tercatat mengalami defisit akibat lonjakan impor, sebagai akibat imbas dari krisis ekonomi yang berkepanjangan, yang menyebabkan sektor riil di pasar domestik belum bisa berkembang baik. Lonjakan impor pada tahun 1999 disebabkan adanya pemasukan barang impor berkaitan dengan rencana pengembangan pabrik Semen Kupang, sedangkan tahun 2000 disebabkan karena masuknya berbagai barang kebutuhan pokok seperti kelompok

padi-padian (beras) yang sangat dibutuhkan masyarakat pada masa-masa krisis ekonomi pasca jajak pendapat Timor Timur hingga saat ini. sehingga tahun 2000 terjadi defisit perdagangan luar negeri Nusa Tenggara Timur walaupun dapat ditekan hingga hanya selisih 0.33 juta US \$ dibanding pada tahun sebelumnya mencapai 126.70 juta US \$.

Angka dalam publikasi ini lebih menekankan pada aktivitas perdagangan luar negeri yang terjadi di wilayah Nusa Tenggara Timur sehingga tidak termasuk komoditas ekspor yang berasal dari wilayah domestik NTT tetapi diekspor dari propinsi lain.

Grafik 1. Nilai Perdagangan Luar Negeri NTT
Tahun 1988 - 2000



Perdagangan luar negeri Nusa Tenggara Timur terhadap mitra dagang di berbagai ragam dapat diuraikan pada tabel di bawah ini.

Tabel 1.1 Neraca Perdagangan Luar-Negeri NTT
Tahun 1990 – 2000

(Juta US \$)			
Tahun	Ekspor	Impor	Selisih
(1)	(2)	(3)	(4)
1990	6.10	6.02	0.08
1991	7.79	1.09	6.70
1992	7.63	2.83	4.80
1993	9.56	20.28	-10.72
1994	24.75	6.85	17.90
1995	16.51	3.42	13.09
1996	24.47	8.01	16.46
1997	13.34	4.12	9.22
1998	9.54	35.60	-26.06
1999	2,42	129,12	-126,70
2000	14,50	14,83	-0,33

Tabel diatas merupakan gambaran perkembangan dari kegiatan ekspor dan impor Nusa Tenggara Timur selama 11 tahun terakhir yang terjadi di wilayah Nusa Tenggara Timur.

Kondisi perekonomian Indonesia yang mulai terganggu pada pertengahan tahun 1997 menyebabkan melemahnya nilai tukar rupiah terhadap Dollar Amerika, diikuti dengan terganggunya aktivitas produksi sehingga menyebabkan nilai ekspor Nusa Tenggara Timur juga berkurang. bahkan mulai tahun 1998 sampai dengan tahun 2000 kegiatan perdagangan luar negeri masih terus mengalami defisit. Namun pada tahun 2000 nilai ekspor NTT mulai meningkat cukup signifikan menjadi 14.50 juta US \$ setelah tahun 1999 yang hanya 2,42 Juta US \$ atau meningkat sekitar 500 %.

Nilai ekspor Nusa Tenggara Timur dari tahun 1990 sampai dengan tahun 1993 dan tahun 1998-1999 tidak mencapai 10 juta US Dollar. Nilai ekspor Nusa Tenggara Timur yang cukup tinggi terjadi tahun 1994 dan 1996 sebesar 24,75 juta US

Dollar dan 24.47 juta US Dollar. Sehingga neraca perdagangan luar negeri Nusa Tenggara Timur pada tahun-tahun tersebut surplus sebesar 17.90 juta US Dollar dan 16.46 US Dollar.

Jika dilihat menurut kelompok negara-negara mitra dagangnya (Tabel 1.2) maka tahun 1999 neraca perdagangan Nusa Tenggara Timur dengan kelompok negara-negara Asia mengalami devisa. Sedangkan pada tahun 2000, mengalami surplus terutama dengan negara-negara Australia dan Afrika.

<https://ntt.bps.go.id>

Tabel 1.2. Neraca Perdagangan Luar Negeri NTT
Menurut Negara Asal dan Tujuan
Tahun 1999 - 2000

(US \$)

Negara Asal & Tujuan	Tahun 1999		Tahun 2000	
	Ekspor	Impor	Ekspor	Impor
(1)	(2)	(3)	(4)	(5)
1. ASIA :	<u>1 296 319</u>	<u>21 495 653</u>	<u>8 260 545</u>	<u>6 091 379</u>
- Taiwan	-	43 918	192 500	7 280
- Hongkong	828	-	13 875	-
- Jepang	431 791	303 233	690 943	54 426
- Singapura	376 571	3 910 306	2 017 800	1 224 415
- India	-	-	-	2 320 684
- Filipina	-	-	-	-
- Korea	-	255	-	-
- Thailand	-	9 964 092	11 696	2 184 440
- China	-	4 575 536	203 294	78 053
- Malaysia	487 129	-	4 448 610	52 308
- Vietnam	-	2 427 587	-	-
- Egypt	-	-	-	-
- Bangladesh	-	-	10 956	-
- Emirat Arab	-	-	663 812	-
- Arab Saudi	-	-	16 050	41 831
- Papua New Guinea	-	-	-	-
- Indonesia	-	270 726	-	127 942
2. EROPA	<u>505 830</u>	<u>1 859 428</u>	<u>497 054</u>	<u>573 210</u>
- Belanda	-	-	1 354	-
- Jerman	440 309	54 221	-	16 621
- Belgia-Luxemburg	65070	-	-	-
- Inggris	-	957 428	-	14 546
- Italia	-	149 184	-	501 923
- Perancis	-	694 182	-	40 120
- Cyprus	451	-	-	-
- Norway	-	4 413	-	-
- Portugal	-	-	495 699	-
3. AMERIKA :	-	<u>30 709 648</u>	<u>288</u>	<u>6 254 375</u>
- U.S.A	-	28 630 968	288	6 143 825
- Chili	-	-	-	-
- Jamaika	-	-	-	-
- Kanada	-	-	-	-
- Panama	-	1 078 680	-	110 550
4. AUSTRALIA :	<u>620 874</u>	<u>76 054 352</u>	<u>5 734 295</u>	<u>1 907 984</u>
- Australia	620 874	76 054 352	2 452 582	1 867 984
- FD STS Micronesia	-	-	3 281 713	-
- Switzerland	-	-	-	40 000
5. AFRIKA :	-	-	<u>137</u>	-
- Ethopia	-	-	137	-
JUMLAH	2 423 023	129 119 081	14 501 318	14 826 948

Ekspor - Impor Nusa Tenggara Timur 2000

2. Ekspor Nusa Tenggara Timur.

a. Perkembangan Ekspor NTT.

Perkembangan nilai ekspor NTT selama tahun 1999 dan 2000 (Januari sampai dengan Desember) dapat dilihat pada tabel berikut .

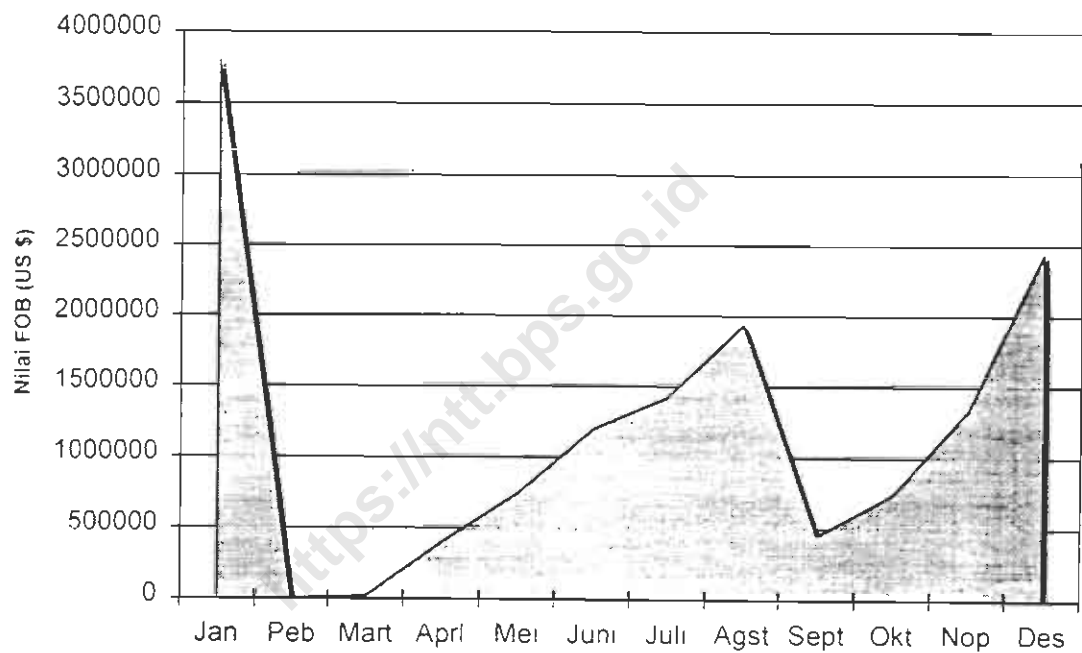
Tabel 2.1. Nilai Ekspor Propinsi NTT
Tahun 1999-2000

Bulan	1999		2000	
	Nilai (US \$)	Peranan (%)	Nilai (US \$)	Peranan (%)
(1)	(2)	(3)	(4)	(5)
Januari	29 958	1,24	3 798 992	26,198
Februari	-	-	8 629	0,060
Maret	131 033	5,41	20 516	0,141
April	-	-	399 339	2,754
Mei	357 070	14,74	748 392	5,161
Juni	71 250	2,94	1 201 285	8,284
Juli	183 660	7,58	1 419 384	9,788
Agustus	465 642	19,22	1 934 928	13,343
September	679 516	28,04	455 108	3,138
Oktober	224 609	9,27	736 162	5,077
Nopember	25 838	10,66	1 333 607	9,196
Desember	21 787	0,90	2 444 976	16,860
JUMLAH	2 423 023	100,00	14 501 318	100,000

Nilai ekspor propinsi Nusa Tenggara Timur dalam kurun waktu 12 (dua belas) bulan pada tahun 1999 menunjukkan fluktuasi. Secara keseluruhan, nilai ekspor non-migas untuk tahun 1999 adalah sebesar 2.42 juta US \$ dengan total volume 8.354,21 ton.

Pada tabel di atas, terlihat bahwa nilai ekspor tertinggi terjadi pada bulan Agustus dan September: masing-masing dengan nilai 465.6 ribu US S dan 679.5 ribu US S. Semester II tahun 1999, kegiatan ekspor Nusa Tenggara Timur meningkat dibanding dengan semester I. Ini terlihat dari rata-rata tiap bulan pada semester II nilainya diatas 267 ribu US S, sedangkan pada semester sebelumnya dibawah 100 ribu US S.

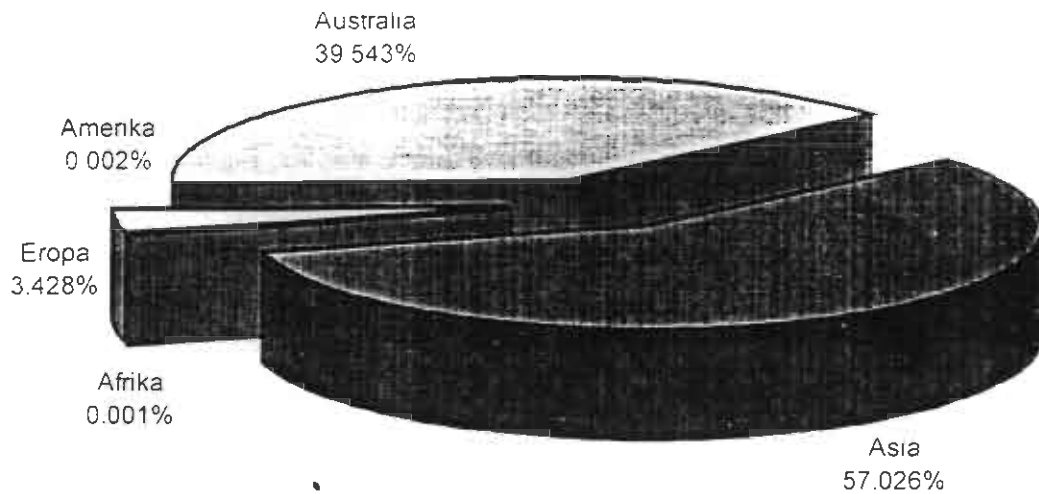
**Grafik 2. Perkembangan Nilai Ekspor NTT
Tahun 2000**



b. Ekspor Menurut Negara Tujuan.

Pada tahun 1998 negara tujuan ekspor NTT sebanyak 19 negara yang tersebar merata di berbagai belahan dunia. Namun pada tahun 1999 hanya ada 8 negara tujuan yaitu negara Jepang, Hongkong, Jerman, Australia, Malaysia, Singapura, Cyprus dan Belgia. Kemudian pada tahun 2000 negara tujuan ekspor NTT mulai bertambah dan mencapai 16 negara.

Grafik 3. Peranan Negara Mitra Dagang
Dalam Ekspor NTT Tahun 2000



Selama tahun 2000, terlihat bahwa negara-negara di kawasan Asia memegang peranan dalam pengembangan ekspor Nusa Tenggara Timur (57.03 %). diikuti oleh negara-negara Australia (39.54 %) dan Eropa (3.43 %). Negara Jepang, Singapura dan Malaysia merupakan negara-negara di Asia yang memberikan andil cukup besar dalam perkembangan kegiatan ekspor Nusa Tenggara Timur.

Perdagangan ekspor Nusa Tenggara Timur dengan negara-negara Amerika dan Afrika belum banyak berkembang (masih berada dibawah 1 %): sehingga perlu adanya penjangkauan perdagangan Nusa Tenggara Timur dengan negara-negara Amerika dan Afrika untuk dapat meningkatkan pemasukan devisa negara, mengingat pada tahun-tahun sebelumnya pernah terjadi transaksi perdagangan yang cukup baik dengan negara tersebut.

c. Ekspor Menurut Komoditi.

Komoditas andalan ekspor Nusa Tenggara Timur tahun 1999 adalah kopidan ternak hidup. Sedangkan andalan tahun 2000 adalah ternak hidup dan bahan bakar minyak. Bahan bakar minyak terutama ke Timur Lorosae.

Sedang komoditas lainnya seperti hasil-hasil perkebunan (buah-buahan), minyak cendana, dan hasil tambang lain, masih perlu dikembangkan.

Untuk mendapatkan gambaran tentang komoditi barang yang diekspor selama tahun 1999 dan tahun 2000, dapat dilihat pada tabel berikut :

Tabel 2.2. Volume dan Nilai Ekspor NTT
Tahun 1999

JENIS KOMODITAS	Volume (kg)	Nilai (US \$)
(1)	(2)	(3)
1. <i>Live Animals</i>	2 670 558	489 022
2. <i>Fish Crustaceans moluscs. oth Invert</i>	3 857 849	322 092
3. <i>Edible Fruits and Nuts</i>	54 000	66150
4. <i>Coffee, Tea, Mate and Spices</i>	529 830	613 931
5. <i>Wood and Articles of Wood</i>	188 637	120 855
6. <i>Articles of Apparel Accessories</i>	42	111
7. <i>Salt, Sulfur, earths and Stone</i>	1 350	2 358
8. <i>Pebt other Product</i>	3 797	3 014
9. <i>Printed Books, News paper, Pictures</i>	122 801	103 001
10. <i>Ships, oats and Floating Stuctures</i>	102 000	57 534
11. <i>Cotton</i>	450	451
12. <i>Products of Milling Industry</i>	54 000	64 800
13. <i>Veg Plaiting Mat, Wag. Products.nes</i>	653 259	333 133
14. <i>Other Made up Textile Articles</i>	2 000	130
15. <i>Footwear, Part of such articles</i>	2	3
16. <i>Elect. Machinery, Sound Rec. TV etc</i>	112 926	234 330
17. <i>Articles of Stone, Cement, Mica</i>	237	11 461
18. <i>Furniture, Bedding, Lamps, Illum.sigs</i>	476	647
JUMLAH	8 354 214	2 423 023

Tabel 2.3. Volume dan Nilai Ekspor NTT
Tahun 2000

JENIS KOMODITAS		Volume (kg)	Nilai (US \$)
(1)	(2)	(3)	
01	<i>Live Animals</i>	2 638 480	3 802 323
03	<i>Fish Crustaceans Molluscs, oth Invert</i>	5 159 720	1 575 013
05	<i>Product Of Animal Origin: Nes</i>	44 670	291 756
06	<i>Live Trees and Other Plants</i>	67 162	350 034
08	<i>Edible Fruits and Nuts</i>	81 979	361 777
12	<i>Oil Seeds, Grains, Seeds and Fruits</i>	138 388	630 739
16	<i>Prep of Meat, Fish, Crust, Molluscs</i>	100	288
17	<i>Sugars and Sugars Confectionery</i>	33 948	5 658
19	<i>Prep of Cereals, Flour, Starch, Milk</i>	18 564	126 235
25	<i>Salt, Sulphur, Earths and stone</i>	48 105	18 244
27	<i>Mineral Fuels, Mineral Oil Products</i>	59 446 530	3 399 703
33	<i>Essential Oils and Resinoids</i>	2 052	342
36	<i>Explosives, Matches, Pyrotechnic Prod</i>	2 881 595	783 528
39	<i>Plastics and Articles Thereof</i>	2 232	9 676
44	<i>Wood and Articles of Wood</i>	6 937 969	2 362 953
46	<i>Manufac of Straw, Basketware</i>	68 089	21 401
54	<i>Man-made Filaments</i>	4 088	16 050
61	<i>Articles of Apparel Accessories</i>	345 334	326 474
63	<i>Other Made up Textile Articles</i>	101 270	31 829
64	<i>Footwear, Part of Such Articles</i>	27	338
70	<i>Glass and Glassware</i>	808 573	203 294
73	<i>Articles of Iron and Steel</i>	25	72
76	<i>Aluminium and Articles Thereof</i>	34 398	10 812
79	<i>Zinc and Articles Thereof</i>	20 300	7 553
82	<i>Tools, Implements, Cutlery, Spoons</i>	73 760	23 184
84	<i>Nuclear react., Boilers, Mech. Appli</i>	16 190	11 235
87	<i>Vehicles Other Than Railway</i>	68	1 000
89	<i>Ships, Boats and Floating Stuctures</i>	6 500	1 053
94	<i>Furniture, Bedding, Lamps, Illum. sign</i>	90 339	128 642
96	<i>Miscellaneous Manufactured Articles</i>	150	112
JUMLAH		79 070 605	14 501 318

Pada tahun 2000 komoditas kopi yang pada tahun sebelumnya menjadi andalan ekspor Nusa Tenggara Timur justru sama sekali tidak diekspor dan lebih didominasi oleh komoditas mineral (bahan bakar minyak), binatang hidup, kayu dan hasil olahannya, serta ikan, udang, kepiting dan sejenisnya.

d. Ekspor Menurut Pelabuhan Ekspor.

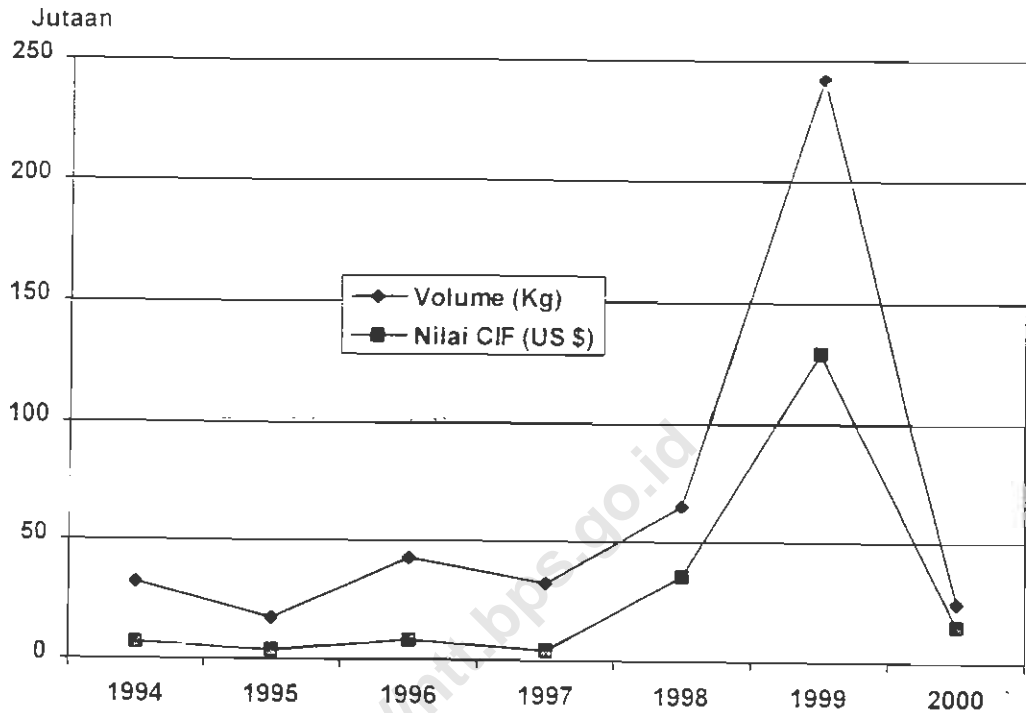
Selama tahun 2000, tercatat hanya 6 pelabuhan di Nusa Tenggara Timur yang melakukan kegiatan ekspor. Pelabuhan laut yang banyak mengekspor barang adalah Tenau-Kupang, yang diikuti Waingapu, Ende, Ba'a dan Maumere. Sedangkan pelabuhan udara yang menjadi sarana ekspor Nusa Tenggara Timur hanya Pelabuhan Udara El-Tari Kupang. Dalam tahun 2000, pelabuhan Tenau mengekspor 75.928.042 ton barang (terutama hasil-hasil perikanan laut) dengan nilai ekspor sebesar 10,41 juta US \$; Waingapu 620 ton dengan nilai ekspor 186.000 US \$, dan Ende sebanyak 45 ton dengan nilai 74.559 US \$. Ba'a di pulau Rote sebanyak 15,22 ton dengan nilai 17.717 US \$ dan Maumere sebanyak 170 ton dengan nilai 10.200 US \$. Pelabuhan udara Eltari mengekspor 2 460,6 ton dengan total nilai 3,8 juta US \$.

3. Impor Nusa Tenggara Timur.

Komoditas impor Nusa Tenggara Timur tahun 2000 sebagian besar merupakan barang-barang kebutuhan pokok yang digunakan oleh rumah tangga untuk memenuhi kebutuhan hidupnya; seperti sereal, ikan, padi-padian, tepung terigu, dan minyak ekstrak tumbuh-tumbuhan. Selain itu terdapat juga komoditas barang-barang elektronik, kapal ikan, barang-barang yang terbuat dari plastik, peralatan kesehatan, dan barang-barang tambang. Sedangkan komoditas kebutuhan sekunder rumah tangga

atau komoditas yang akan didagangkan belum banyak diimpor sehingga besarnya juga relatif kecil dan fluktuasinya pun tidak teratur, bergerak sesuai permintaan.

Grafik 4. Perkembangan Volume & Nilai Impor Tahun 1994-2000



a. Perkembangan Impor Nusa Tenggara Timur.

Selama 5 tahun terakhir (1996-2000), perkembangan nilai dan volume impor non-migas NTT mengalami fluktuasi. Secara keseluruhan, nilai impor pada tahun 1996 adalah 8.01 juta US \$ dengan volume 42.712.23 ton. Pada tahun 1997 terjadi penurunan nilai impor menjadi 4.12 juta US \$, dengan volume sebesar 32.287.73 ton. Selanjutnya pada tahun 1998, nilai impor meningkat hingga 35.60 juta US \$ disertai dengan volume impor sebesar 64.966.77 ton tahun 1999 meningkat lagi menjadi 129.12 juta US \$ dengan volume 242.430.53.

Setelah terjadi kenaikan impor yang cukup besar pada tahun 1999 yang mengakibatkan devisa perdagangan luar negeri yang cukup besar di Nusa Tenggara Timur, namun pada tahun 2000 menurun cukup besar hingga nilainya hanya 14.85 juta US \$ dengan volume 24.359.9 ton.

b. Impor Menurut Komoditi.

Pada tabel 7.1 dan 7.2, dapat dilihat perkembangan volume dan nilai impor beberapa komoditas sampai dengan tahun 2000.

Dalam tahun 1999, volume yang paling utama diimpor ke NTT adalah kapal dan industri kapal 144.620.08 ton dengan nilai 71.08 juta US \$; optic dan peralatannya sebanyak 27.715.4 ton dengan nilai 23.4 juta US \$; dan cereals sebanyak 16.915.00 ton dengan nilai 6.96 juta US \$.

Selama tahun 2000 kegiatan impor lebih banyak untuk produk-produk hasil industri penggilingan sebanyak 15.289.6 ton dengan nilai 3.4 juta US \$. Berikutnya adalah ikan, udang, kerang dan sejenisnya sebanyak 3.791.6 ton dengan nilai 2.30 juta US \$, serta sereal sebanyak 2.207.8 ton dengan nilai sekitar 2.8 juta US \$.

c. Impor Menurut Pelabuhan Impor.

Pada 1999 pelabuhan udara Eitari dan pelabuhan laut Tenau Kupang merupakan pelabuhan impor utama Nusa Tenggara Timur karena lebih dari 99 % kegiatan impor melalui kedua pelabuhan tersebut. Pelabuhan Ende, Maumere dan Reo/Kendidi hanya mengimpor sekitar 0.1 persen dari total impor Nusa Tenggara Timur. Demikian pula pada tahun 2000, sekitar 71.88 persen volume impor NTT melalui pelabuhan udara Eitari dan pelabuhan laut Tenau Kupang. Selebihnya

tersebar di pelabuhan-pelabuhan Atapupu, Ende, Reo/Kendidi dan Larantuka, dimana impor paling rendah adalah melalui pelabuhan Larantuka yakni hanya 0,28 persen dari seluruh volume impor NTT.

d. Impor Menurut Negara Asal.

Pada tahun 2000, barang-barang yang diimpor ke Nusa Tenggara Timur lebih banyak didatangkan dari negara Amerika Serikat, dengan volume 17.388,83 ton dengan nilai sekitar 6,14 juta US \$ atau sebanyak 41,43 % dari total nilai impor di Nusa Tenggara Timur.

Pada tahun 2000, ketergantungan Nusa Tenggara Timur terhadap negara Australia sebagai salah satu negara industri maju mulai berkurang dibandingkan tahun-tahun sebelumnya. Pada Tabel 10.1 dan 10.2 terlihat bahwa pada tahun 2000, peranan negara Australia sudah mulai berkurang. Selain Amerika Serikat, Thailand dan Inggris merupakan negara berikutnya yang menjadi pemasok komoditas impor terbesar di Nusa Tenggara Timur.

Dengan semakin berkurangnya jumlah negara pemasok kebutuhan Nusa Tenggara Timur, diharapkan nilai ketergantungan NTT terhadap negara-negara mitra dagangnya pada tahun-tahun yang akan datang akan semakin menurun.

Tabel 3.1. Volume Ekspor Nusa Tenggara Timur
Menurut Jenis Barang Tahun 1998 – 2000

(Kg)

Kode H S (2 Digit)	Jenis Barang Commodity Description	1998	1999	2000
(1)	(2)	(3)	(4)	(5)
01	Live Animals	-	2 670 558	2 638 480
03	Fish, Crustaceans, Molluscs, Other Invert	7 349 927	3 857 849	5 159 720
05	Products of Animal Origin, Yes	-	-	44 670
06	Live Trees and Other Plants	-	-	67 162
08	Edible Fruits and Nuts	100 000	54 000	81 979
09	Coffee, Tea, Mate and Spices	664 798	529 830	-
11	Products of The Milling Industry	-	54 000	-
12	Oil Seeds, Grains, Seeds and Fruits	-	-	138 388
14	Veg. Palaiting Mat Veg products, nes	-	653 259	-
16	Prep Of Meat, Fish, Crust, Molluscs	104 628	-	100
17	Sugars and Sugars Confectionery	-	-	33 948
19	Prep. of Cereals, Flour, Starch, Milk	-	-	18 564
25	Salt, Sulphur, Earths and Stone	9 140 000	1 350	48 105
26	Ores, Slag and Ash	10 000 000	-	-
27	Mineral Fuels, Mineral Oil Products	-	-	59 446 530
28	Inorganic Chemicals	4 910 000	-	-
33	Essential Oils and Resinoids	6 530	-	2 052
36	Explosives, Matches, Pyrotechnic Prod	-	-	2 881 595
39	Plastics and Articles Thereof	-	-	2 232
44	Wood and Articles of Wood	2 196	188 637	6 937 969
46	Manufac of Straw, Basketware	-	-	68 089
49	Printed Books, Newspaper, Pictures	-	122 801	-
52	Cotton	-	450	-
54	Man-made Filaments	-	-	4 088
61	Articles of Apparel Accessories	5 227	-	345 334
62	Articles of Apparel Acces. Not Knit	1 000	42	-
63	Other Made up Textile Articles	-	2 000	101 270
64	Footwear, parts of Such Articles	-	2	27
68	Articles of Stone, Cement, Mica	-	237	-
70	Glass and Glassware	-	-	808 573
71	Pearls, Precious & Semi Prec. Stone	4 385	-	-
73	Articles of Iron and Steel	-	-	25
76	Aluminium and Articles Thereof	-	-	34 398
79	Zinc and Articles Thereof	-	-	20 300
82	Tools, Implements, Cutlery, Spoons	-	-	73 760
84	Nuclear React. Boilers, Mech. Appli.	-	-	16 190
85	Elect. Machinery, Sound Rec., TV, etc	-	112 926	-
87	Vehicles Other Than Railway	-	-	68
88	Aircraft, Spacecraft and Parts	1 755	-	-
89	Ships, Boats and Floating Structures	-	102 000	6 500
94	Furniture, Bedding, Lamps, Illum. signs	-	476	90 339
96	Miscellaneous Manufactured Articles	-	-	150
98,99	Other Commodities	1 153 731	3 797	-
J U M L A H		33 444 177	8 354 214	79 070 605

Tabel 3.2 Nilai Ekspor Nusa Tenggara Timur
Menurut Jenis Barang Tahun 1998 – 2000

(US \$)

Kode HS (2 Digit)	Jenis Barang Commodity Description	1998	1999	2000
(1)	(2)	(3)	(4)	(5)
01	Live Animals	-	489 022	3 802 323
03	Fish, Crustaceans, Molluscs, Other Invert	6 506 557	322 092	1 575 013
05	Products of Animal Origin, Nes	-	-	291 756
06	Live Trees and Other Plants	-	-	350 034
08	Edible Fruits and Nuts	100 000	66 150	361 777
09	Coffee, Tea, Mute and Spices	1 124 372	613 931	-
11	Products of The Milling Industr	-	64 800	-
12	Oil Seeds, Grains, Seeds and Fruits	-	-	630 739
14	Veg. Palating Mat Veg products nes	-	333 133	-
16	Prep Of Meat, Fish, Crust. Molluscs	106 800	-	288
17	Sugars and Sugars Confectionery	-	-	5 658
19	Prep of Cereals, Flour, Starch, Milk	-	-	126 235
25	Salt, Sulphur, Earths and Stone.	215 230	2 358	18 244
26	Ores, Slag and Ash	468 000	-	-
27	Mineral Fuels, Mineral Oil Products	-	-	3 399 703
28	Inorganic Chemicals	616 850	-	-
33	Essential Oils and Resinoids	41 966	-	342
36	Explosives, Matches, Pyrotechnic Prod	-	-	783 528
39	Plastics and Articles Thereof	-	-	9 676
44	Wood and Articles of Wood	2 208	120 855	2 362 953
46	Manufac of Straw, Basketware	-	-	21 401
49	Printed Books, Newspaper, Pictures	-	103 001	-
52	Cotton	-	451	-
54	Man-made Filaments	-	-	16 050
61	Articles of Apparel, Accessories	38 192	-	326 474
62	Articles of Apparel Acces Not Knit	67 025	111	-
63	Other Made up Textile Articles	-	130	31 829
64	Footwear, parts of Such Articles	-	3	338
68	Articles of Stone, Cement, Mica	-	11 461	-
70	Glass and Glassware	-	-	203 294
71	Pearls, Precious & Semi Prec Stone	3 282	-	-
73	Articles of Iron and Steel	-	-	72
76	Aluminium and Articles Thereof	-	-	10 812
79	Zinc and Articles Thereof	-	-	7 553
82	Tools, Implements, Cutlery, Spoons	-	-	23 184
84	Nuclear React. Boilers, Mech. Applt.	-	-	11 235
85	Elect. Machinery, Sound Rec., TV, etc	-	234 330	1 000
87	Vehicles Other Than Railway	-	-	-
88	Aircraft, Spacecraft and Parts	7 938	-	-
89	Ships, Boats and Floating Stuctures	-	57 534	1 053
94	Furniture, Bedding, Lamps, Illum. signs	-	647	128 642
96	Miscellaneous Manufactured Articles	-	-	112
98.99	Other Commodities	244 197	3 014	-
J U M L A H		9 542 617	2 423 023	14 501 318

Tabel 4.1. Ekspor Nusa Tenggara Timur
Menurut Jenis Barang Tahun 1998

Kode H.S (2 Digit)	Jenis Barang <i>Commodity Description</i>	Volume Net Weight (Kg)	Nilai <i>FOB Value</i> (US \$)
(1)	(2)	(3)	(4)
03	<i>Fish Crustaceans, molluscs, oth Invert</i>	7 349 927	6 506 557
08	<i>Edible Fruits and Nuts</i>	100 000	100 000
09	<i>Coffee, Tea, Mate and Spices</i>	664 798	1 124 372
16	<i>Prep Of Meat Fish Crust. Molluscs</i>	104 628	106 800
25	<i>Salt, Sulphur, Earths and Stone</i>	9 140 000	215 230
26	<i>Ores, Slag, and Ash</i>	10 000 000	468 000
28	<i>Inorganic Chemicals</i>	4 910 000	616 850
33	<i>Essential Oils and Resinoids</i>	6 530	41 966
44	<i>Wood and Articles of Wood</i>	2 196	2 208
61	<i>Articles of Apparel Accessories</i>	5 227	38 192
62	<i>Articles of Apparel Acces. Not Knit</i>	1 000	67 025
71	<i>Pearls, Precious & Semi Prec Stone</i>	4 385	3 282
88	<i>Aircraft, Spacecraft and Parts</i>	1 755	7 938
98.99	<i>Other Commodities</i>	1 153 731	244 197
J U M L A H		33 444 177	9 542 617

Tabel 4.2. Ekspor Nusa Tenggara Timur
Menurut Jenis Barang Tahun 1999

Kode H.S (2 Digit)	Jenis Barang <i>Commodity Description</i>	Volume Net Weight (Kg)	Nilai FOB Value (US \$)
(1)	(2)	(3)	(4)
01	<i>Live Animals</i>	2 670 558	489 022
03	<i>Fish Crustaceans, Moluscs, oth Invert</i>	3 857 849	322 092
08	<i>Edible Fruits and Nuts</i>	54 000	66 150
09	<i>Coffee, Tea, Mate and Spices</i>	529 830	613 931
11	<i>Products of The Milling Industry</i>	54 000	64 800
14	<i>Veg Plating Mat, Veg Products nes</i>	653 259	333 133
25	<i>Salt, Sulphur, Earths and stone</i>	1 350	2 358
44	<i>Wood and Articles of Wood</i>	188 637	120 855
49	<i>Printed Books, Newspaper, Pictures</i>	122 801	103 001
52	<i>Cotton</i>	450	451
62	<i>Articles of Apparel Acces, Not Knit</i>	42	111
63	<i>Other Made up Textile Articles</i>	2 000	130
64	<i>Footwear, Part of Such Articles</i>	2	3
68	<i>Articles of Stone, Cement, Mica</i>	237	11 461
85	<i>Elect machinery, Sound Rec, TV etc</i>	112 926	234 330
89	<i>Ships, Boats and Floating Structures</i>	102 000	57 534
94	<i>Furnitures, Bedding, Lamps, Illum sign</i>	476	647
98.99	<i>Other Commodities</i>	3 797	3 014
J U M L A H		8 354 214	2 423 023

Tabel 4.3. Ekspor Nusa Tenggara Timur
Menurut Jenis Barang Tahun 2000

Kode H.S (2 Digit)	Jenis Barang Commodity Description	Volume Net. Weight (Kg)	Nilai FOB Value (US \$)
01	Live Animals	2 638 480	3 802 323
03	Fish, Crustaceans, Molluscs oth Invert	5 156 720	1 575 013
05	Product Of Animal Origin, Nes	44 670	291 756
06	Live Trees and Other Plants	67 162	350 034
08	Edible Fruits and Nuts	81 979	361 777
12	Oil Seeds, Grains, Seeds and Fruits	138 388	630 739
16	Prep. of Meat, Fish, Crust. Molluscs	100	288
17	Sugars and Sugars Confectionery	33 948	5 658
19	Prep of Cereals, Flour, Starch, Milk	18 564	126 235
25	Salt, Sulphur, Earths and stone	48 105	18 244
27	Mineral Fuels, Mineral Oil Products	59 446 530	3 399 703
33	Essential Oils and Resinoids	2 052	342
36	Explosives, Matches, Pyrotechnic Prod	2 881 595	783 528
39	Plastics and Articles Thereof	2 232	9 676
44	Wood and Articles of Wood	6 937 969	2 362 953
46	Manufac of Straw, Basketware	68 089	21 401
54	Man-made Filaments	4 088	16 050
61	Articles of Apparel Accessories	345 334	326 474
63	Other Made up Textile Articles	101 270	31 829
64	Footwear, Part of Such Articles	27	338
70	Glass and Glassware	808 573	203 294
73	Articles of Iron and Steel	25	72
76	Aluminium and Articles Thereof	34 398	10 812
79	Zinc and Articles Thereof	20 300	7 553
82	Tools, Implements Cutlery, Spoons	73 760	23 184
84	Nuclear react., Boilers, Mech. Appli	16 190	11 235
87	Vehicles Other Than Railwa	68	1 000
89	Ships, Boats and Floating Structures	6 500	1 053
94	Furnitures, Bedding, Lamps Illum. sign	90 339	128 642
96	Miscellaneous Manufactured Articles	150	112
J U M L A H		79 070 605	14 501 318

Tabel 5.1. Volume Ekspor (*Net Weight*) Nusa Tenggara Timur
Menurut Pelabuhan Ekspor Tahun 1998 - 2000

(Kg)

Kode Pelabuhan	Nama Pelabuhan	1998	1999	2000
(1)	(2)	(3)	(4)	(5)
681 & 693	Kupang & Tenau	16 783 134	6 962 979	75 928 042
682	R e o	-	-	-
683	Maumere	260 250	560 386	1 700
684	E n d e	9 770	-	45 008
685	Waingapu	130 173	-	620 000
687	Larantuka	5 712 602	-	-
691	Penfui (U)	-	-	2 460 637
692	E n d e (U)	-	-	-
695	Kedindi	10 533 150	784 470	-
696	Ruteng	15 098	-	-
688	Kalabahi	-	1 103	-
689	B a a	-	45 276	15 218
J U M L A H		33 444 177	8 354 214	79 070 605

Tabel 5.2. Nilai Ekspor (*FOB Value*) Nusa Tenggara Timur
Menurut Pelabuhan Ekspor Tahun 1998 - 2000

(US \$)

Kode Pelabuhan	Nama Pelabuhan	1998	1999	2000
(1)	(2)	(3)	(4)	(5)
681 & 693	Kupang & Tenau	6 178 068	810 980	10 410 194
682	Reo	-	-	-
683	Maumere	239 334	341 207	10 200
684	Ende	11 530	-	74 559
685	Waingapu	124 872	-	186 000
687	Larantuka	1554 508	-	-
691	Penfui (U)	-	-	3 802 648
692	Ende (U)	-	-	-
695	Kedindi	1 412 855	1 083 135	-
696	Ruteng	21 450	-	-
688	Kalabahi	-	185 223	-
689	Baa	-	2 478	17 717
J U M L A H		9 542 617	2 423 023	14 501 318

Tabel 6.1. Volume Ekspor (*Net. Weight*) Nusa Tenggara Timur
Menurut Negara Tujuan Tahun 1998 – 2000

Negara Tujuan	(Kg)		
	1998 (2)	1999 (3)	2000 (4)
1. Australia	3 285 513	1 074 424	4 726 806
2. Taiwan	79 043	-	15 400 000
3. Singapura	1 841	5 647 357	5 756 047
4. Jepang	6 871 798	442 483	2 560 859
5. USA	1 350	-	100
6. Saudi Arabia	-	-	4 088
7. Inggris	1 000	-	-
8. Belanda	-	-	-
9. Jerman	-	-	62
10. Belgia & Luxemburg	110 932	325 882	-
11. FD STS Of Micronesia	-	54 000	-
12. Portugal	-	-	42 879 124
13. Thailand	-	-	1 473 643
14. Filipina	1 610 000	-	2 300
15. India	1 100 000	-	-
16. Hongkong	100 000	-	-
17. China	25 916	180	25 664
18. United Arab Emirat	-	-	808 573
19. Malaysia	-	-	2 573 182
20. Ethiopia	1 079 700	809 438	2 850 157
21. Chili	-	-	1 000
22. Egypt	10 000 000	-	-
23. Jamaika	72 000	-	-
24. Kanada	4 950	-	-
25. Mauritius	80	-	-
26. Myanmar	54	-	-
27. Vietnam	6 800 000	-	-
28. Cyprus	2 300 000	-	-
29. Banglades	-	450	-
	-	-	9 000
J U M L A H	33 444 177	8 354 214	79 070 605

Tabel 6.2. Nilai Ekspor (*FOB Value*) Nusa Tenggara Timur
Menurut Negara Tujuan Tahun 1998 – 2000

(US \$)

Negara Tujuan	1998	1999	2000
(1)	(2)	(3)	(4)
1. Australia	162 252	620 874	2 452 582
2. Taiwan	35 866	-	192 500
3. Singapura	481	376 371	2 017 809
4. Jepang	6 768 861	431 791	690 943
5. U.S.A	20	-	288
6. Saudi Arabia	-	-	16 050
7. Inggris	67 025	-	-
8. Belanda	-	-	1 354
9. Jerman	205 752	440 309	-
10. Belgia & Luxemburg	-	65 070	-
11. FD STS Of Micronesia	-	-	3 281 713
12. Portugal	-	-	495 699
13. Thailand	217 350	-	11 696
14. Filipina	723 503	-	-
15. India	100 000	-	-
16. Hongkong	81 266	828	13 875
17. China	-	-	203 294
18. United Arab Emirat	-	-	663 812
19. Malaysia	159 391	487 129	4 448 610
20. Ethiopia	-	-	137
21. Chili	468 000	-	-
22. Egypt	121 800	-	-
23. Jamaika	7 960	-	-
24. Kanada	2 155	-	-
25. Mauritius	35	-	-
26. Myanmar	156 400	-	-
27. Vietnam	264 500	-	-
28. Cyprus	-	451	-
29. Banglades	-	-	10 956
J U M L A H	9 542 617	2 423 023	14 501 318

Tabel 7.1. Volume Impor (Net Weight) Nusa Tenggara Timur
Menurut Jenis Barang Tahun 1998 – 2000

(Kg)

Kode H.S (2 Digit)	Jenis Barang Commodity Description	1998	1999	2000
(1)	(2)	(3)	(4)	(5)
02	Meat and Edible Meat Offal	345	-	-
03	Fish, Crustaceans, Molluscs, Oth Invert	-	14 054 614	3 791 577
07	Edible Vegetables and Certain Root	68 278	666 509	-
09	Coffee, Tea, Mate and Spices	-	-	196 843
10	Cereals	30 534 542	16 915 002	2 207 823
11	Products of the Milling Industry	-	1 060	15 289 550
12	Oil Seeds, Grains, Seeds and Fruits	323 824	-	149 999
13	Lac, Gums, Resin, Oth Veg; Saps	-	111 236	-
14	Veg. Planting Mat, Veg. Products, Ves	-	42 053	-
19	Prep. of Cereals, Flour, Starch, Milk	-	-	1 524 662
25	Salt, Sulphur, Earths and Stone	10 431 000	393 370	791
27	Mineral Fuels, Mineral Oil Products	-	19 522	3
28	Inorganic Chemicals	-	694 423	2 080
29	Organic Chemicals	-	80 766	-
30	Pharmaceutical Products	60 000	74	-
31	Fertilizers	-	1 466	1
32	Tanning and Dyeing Extracts	-	7 000 068	36
34	Soap, Washing Prep., Waxes, Candles	-	5 000 041	49
35	Albuminoidal Substances, Enzymes	1	1 343 431	-
36	Explosives, Matches, Pyrotechnic Prod	9 630 066	1 191	-
38	Miscellaneous Chemical Products	-	86 072	-
39	Plastics and Articles Thereof	13 850 017	191 876	1
40	Rubber and Articles Thereof	3	227 258	1 909
48	Paper and Paperboard	25	8 021	1 377
49	Printed Books, Newspaper, Pictures	24	-	6
56	Wadding, Special Yam	-	314	-
59	Impregnated, Coated, Covered Textile	2	435	-
62	Articles of Apparel, Acces., Not Knit	6	4	-
63	Other Made Up Textile Articles	5	-	112
65	Headgear and Parts Thereof	-	73	-
68	Articles of Stones, Cement, Mica	1	10 499 000	-
70	Glass and Glassware	-	-	399
73	Articles of Iron and Steel	147	1 350 829	8 784
74	Copper and Articles Thereof	-	15 384	-
76	Aluminium and Articles Thereof	55 901	-	-
82	Tools, Implements, Cutlery, Spoons	169	125 263	904
83	Miscellaneous Article of Base Metal	1	3	12 515
84	Nuclear React., Boilers, Mech. Appli	11 510	906 313	104 878
85	Elect. Machinery, Sound Rec., TV, etc.	755	62 151	17 060
86	Railway Loc., Trmaway Track and Part	-	8 100	2
87	Vehicles Other Than Railway	118	85	72 381
89	Ships, Boats and Floating Structures	15	144 620 079	950 313
90	Optical, Photographic, Medical Instr	12	27 725 418	25 262
94	Furniture, Bedding, Lamps, Illum. Signs	-	1 279 000	-
95	Toys, Games and Sports Requisites	1	-	109
96	Miscellaneous Manufactured Articles	-	16	535
J U M L A H		64 966 768	242 430 530	24 359 961

Tabel 7.2. Nilai Impor (CIF Value) Nusa Tenggara Timur
Menurut Jenis Barang Tahun 1998 – 2000

(US \$)

Kode H.S (2 Digit)	Jenis Barang Commodity Description	1998	1999	2000
(1)	(2)	(3)	(4)	(5)
02	Meat and Edible Meat Offal	2 387	-	-
03	Fish, Crustaceans, Molluscs, Oth Invert	-	7 929 364	2 294 978
07	Edible Vegetables and Certain Root	111 670	1 094 265	-
09	Coffee, Tea, Mate and Spices	-	-	73 316
10	Cereals	9 050 870	6 962 954	2 804 259
11	Products of the Milling Industry	-	80 637	3 414 457
12	Oil Seeds, Grains, Seeds and Fruits	20 902 076	-	54 626
13	Lac, Gums, Resin, Oth Veg Saps	-	62 460	-
14	Veg. Plating Mat., Veg. Products Nes	-	23 613	-
19	Prep. of Cereals, Flour, Starch, Milk	-	-	520 980
25	Salt, Sulphur, Earths and Stone	587 057	102 498	850
27	Mineral Fuels, Mineral Oil Products	-	10 962	50
28	Inorganic Chemicals	-	72 187	2 082
29	Organic Chemicals	-	101 503	-
30	Pharmaceutical Products	29 659	913	-
31	Fertilizers	-	2 925	12
32	Tanning and Dyeing Extracts	-	1 939 138	35
34	Soap, Washing Prep., Waxes, Candies	-	1 338 102	106
35	Albuminoidal Substances, Enzymes	30	697 956	-
36	Explosives, Matches, Pyrotechnic Prod	542 083	66 418	-
38	Miscellaneous Chemical Products	-	97 795	-
39	Plastics and Articles Thereof	4 115 690	183 437	28
40	Rubber and Articles Thereof	75	145 997	1 092
48	Paper and Paperboard	364	8 000	1 380
49	Prints, Books, Newspaper, Pictures	741	-	14
56	Wadding, Special Yam	-	333	-
59	Impregnated, Coated, Covered Textile	16	1 360	-
62	Articles of Apparel, Acces, Not Knit	190	6	-
63	Other Made Up Textile Articles	176	-	227
65	Headgear and Parts Thereof	-	427	-
68	Articles of Stones, Cement, Mica	4	2 308 450	-
70	Glass and Glassware	-	-	1 015
73	Articles of Iron and Steel	423	3 014 219	258 624
74	Copper and Articles Thereof	-	44 054	-
76	Aluminium and Articles Thereof	29 696	-	-
82	Tools, Implements, Cutlery, Spoons	3 112	592 849	9 055
83	Miscellaneous Article of Base Metal	4	92	13 519
84	Nuclear React., Boilers, Mech. Appli	219 681	5 371 853	2 021 140
85	Elect. Machinery, Sound Rec., TV, etc	4 611	539 559	111 087
86	Railway Loc., Trmaway Track and Part	-	24 943	20
87	Vehicles Other Than Railway	1 453	348	124 238
89	Ships, Boats and Floating Structures	244	71 082 376	2 473 335
90	Optical, Photographic, Medical Instr	213	23 425 619	638 321
94	Furniture, Bedding, Lamps, Illum, Signs	-	791 437	-
95	Toys, Games and Sports Requisites	15	-	6 719
96	Miscellaneous Manufactured Articles	-	32	573
J U M L A H		35 602 540	129 119 081	14 826 948

Tabel 8.1. Impor Nusa Tenggara Timur
Menurut Jenis Barang Tahun 1998

Kode H.S (2 Digit)	Jenis Barang Commodity Description	Volume Net Weight (Kg)	Nilai CIF Value (US \$)
(1)	(2)	(3)	(4)
02	Meat and Edible Meat Offa	345	2.387
07	Edible Vegetables and Certain Root	68.278	111.670
10	Cereals	30.534.542	9.050.870
12	Oil Seeds Grains Seeds and Fruits	323.824	20.902.076
25	Salt Sulphur Earths and Stone	10.431.000	587.057
30	Pharmaceutical Products	60.000	29.650
35	Albuminoidal Substances, Enzymes	1	30
36	Explosives Matches Pyrotechnic Prod	9.630.066	542.083
39	Plastics and Articles Thereof	13.850.017	4.115.690
40	Rubber and Articles Thereof	3	75
48	Paper and Paperboard	25	364
49	Prints Books Newspaper Pictures	24	741
54	Impregnated Coated Covered Textile	2	16
62	Articles of Apparel Acces Not knu	6	190
63	Other Made Up Textile Articles	5	176
68	Articles of Stone Cement Misc.	1	4
73	Articles of Iron and Steel	147	423
76	Aluminium and Articles Thereof	55.901	29.696
82	Tools Implements, Cutlery Spoons	169	3.112
83	Miscellaneous Article of Base Metal	1	4
84	Nuclear React Boilers Mech Appu	11.510	219.681
85	Elect Machinery Sound Rec TV, etc	755	4.611
87	Vehicles other than Railway	118	1.453
89	Ships Boats and Floating Structures	15	244
90	Optical Photographic Medical Instr	12	213
95	Toys, Games and Sports Requisites	1	15
Total Impor		64.966.768	35.602.540

Tabel 8.2. Impor Nusa Tenggara Timur
Menurut Jenis Barang Tahun 1999

Kode H S (2 Digit)	Jenis Barang <i>Commodity Description</i>	Volume Net. Weight (Kg)	Nilai CIF Value (US \$)
(1)	(2)	(3)	(4)
03	<i>Fish Crustaceans Molluscs Oth Invert</i>	14 054 614	7 929 364
07	<i>Edible Vegetables and Certain Root</i>	9 666 509	2 094 265
10	<i>Cereals</i>	16 915 002	6 962 954
11	<i>Products of the Milling Industr</i>	1 060	80 637
13	<i>Lac Gums Resin Oth Vegt Saps</i>	111 236	62 460
14	<i>Veg Planting Mat Veg Products Yes</i>	42 053	23 613
25	<i>Salt Sulphur Earths and Stone</i>	393 376	102 498
27	<i>Mineral Fuels Mineral Oil Products</i>	19522	10 962
28	<i>Inorganic Chemicals</i>	694 433	72 187
29	<i>Organic Chemicals</i>	80 766	101 503
30	<i>Pharmaceutical Products</i>	74	913
31	<i>Fertilizers</i>	1 466	2 925
32	<i>Tanning and Dyeing Extracts</i>	7 000 068	1 939 138
34	<i>Soap Washing Prep Waxes Candles</i>	5 000 041	1 338 102
35	<i>Albuminoidal Substances. Enzymes</i>	1 343 431	697 956
36	<i>Explosives Matches Pyrotechnic Prod</i>	1 191	66 418
38	<i>Miscellaneous Chemical Products</i>	86 072	97 795
39	<i>Plastics and Articles Thereof</i>	191 876	183 437
40	<i>Rubber and Articles Thereof</i>	227 258	145 997
48	<i>Paper and Paperboard</i>	8 021	8 000
56	<i>Wadding Special Yam</i>	314	333
59	<i>Impregnated Coated. Covered Textile</i>	435	1 360
62	<i>Articles of Apparel Acces Not Knit</i>	4	6
65	<i>Headgear and Parts Thereof</i>	73	427
68	<i>Articles of Stone Cement Mica</i>	10 499 000	2 308 450
73	<i>Articles of Iron and Steel</i>	1 350 829	3 014 219
74	<i>Copper and Articles Thereof</i>	15 384	44 054
82	<i>Tools Implements Cutlery Spoons</i>	125 263	592 849
83	<i>Miscellaneous Arict of Base Metal</i>	3	92
84	<i>Nuclear Reacti Boilers. Mech Appii</i>	906 313	5 371 853
85	<i>Elect. Machinery Sound Rec TV. etc</i>	62 151	539 559
86	<i>Railway Loc Trmaway Track and Part</i>	8 100	24 943
87	<i>Vehicles Other Than Railway</i>	85	348
89	<i>Ships Boats and Floating Structures</i>	144 620 079	71 082 376
90	<i>Optical. Photographic. Medical Instr.</i>	27 725 418	23 425 619
94	<i>Furniture. Bedding. Lamps Illum. Signs</i>	1 279 000	791 437
96	<i>Miscellaneous Manufactured Articles</i>	16	32
Total Impor		242 430 530	129 119 081

Tabel 8.3. Impor Nusa Tenggara Timur
Menurut Jenis Barang Tahun 2000

Kode H.S (2 Digit)	Jenis Barang <i>Commodity Description</i>	Volume Net Weight (Kg)	Nilai CIF Value (US \$)
(1)	(2)	(3)	(4)
03	<i>Fish Crustaceans Molluscs Oth Invert</i>	3 791 577	2 294 978
09	<i>Coffee Tea Mate and Spices</i>	1 843	73 316
10	<i>Cereals</i>	2 207 823	2 804 259
11	<i>Products of the Milling Industr.</i>	15 289 550	3 414 457
12	<i>Oil Seeds Grains Necess and Fruits</i>	149 999	54 626
19	<i>Prep of Cereals Flour Starch Milk</i>	1 524 662	520 980
25	<i>Salt Sulphur Earths and Stone</i>	791	850
27	<i>Mineral Fuels Mineral Oil Products</i>	3	50
28	<i>Inorganic Chemicals</i>	2 080	2 082
31	<i>Fertilizers</i>	1	12
32	<i>Tanning and Dyeing Extracts</i>	36	35
34	<i>Soap Washing Prep Waxes Candles</i>	49	106
39	<i>Plastics and Articles Thereof.</i>	1	28
40	<i>Rubber and Articles Thereof</i>	1 909	1 092
48	<i>Paper and Paperboard</i>	1 377	1 380
49	<i>Prints Books Newspaper Pictures</i>	6	14
63	<i>Other Made Up Textile Articles</i>	112	227
70	<i>Glass and Glassware</i>	399	1 015
73	<i>Articles of Iron and Steel</i>	8 784	258 624
82	<i>Tools Implements Cutlery Spoons</i>	904	9 055
83	<i>Miscellaneous Article of Base Metal</i>	12 515	13 519
84	<i>Nuclear React. Boilers. Mech. Appl.</i>	104 878	2 021 140
85	<i>Elect. Machinery, Sound Rec. TV, etc.</i>	17 060	111 087
86	<i>Railway Loc. Trmaway Track and Part</i>	2	20
87	<i>Vehicles Other Than Railway</i>	72 381	124 238
89	<i>Ships, Boats and Floating Structures</i>	950 313	2 473 335
90	<i>Optical, Photographic, Medical Instr</i>	25 262	638 321
95	<i>Toys, Games and Sports Requisites</i>	109	6 719
96	<i>Miscellaneous Manufactured Articles</i>	535	573
Total Impor		24 359 961	14 826 948

Tabel 9.1 Volume Impor (*Net Weight*) Nusa Tenggara Timur
Menurut Pelabuhan Ekspor Tahun 1998 - 2000

(Kg)

Kode Pelabuhan	Nama Pelabuhan	1998	1999	2000
681	Kupang El-tari (U)	20 121 988	145 565 139	2 111 902
682	Reo-Keaindi	-	209	2 000 100
683	Maumere	380 095	740	-
684	Ende	55	31 311	2 028 000
685	Waingapu	-	-	-
686	Atapupu	61 649	-	2 753 248
687	Larantuka	-	-	68 860
689	Ba'a	27	-	-
690	Waikelo	-	-	-
691	Penfui (U)	-	-	-
692	Ende (U)	-	-	-
693	Tenau	44 402 954	96 832 131	15 397 851
694	Mau Hau (U)	-	-	-
J U M L A H		64 966 768	242 430 530	24 359 961

Tabel 9.2. Nilai Impor (CIF Value) Nusa Tenggara Timur
Menurut Pelabuhan Impor Tahun 1998 – 2000

(US \$)

Kode Pelabuhan	Nama Pelabuhan	1998	1999	2000
(1)	(2)	(3)	(4)	(5)
681	Kupang'El-tari (L)	1 169 847	73 427 737	2 794 894
682	Re o Kedindi	-	7 703	846 886
683	Maumere	20 932 988	7 466	-
684	Ende	980	93 048	564 150
685	Waingapu	-	-	-
686	Atapupu	29 993	-	990 352
687	Larantuka	-	-	52 791
689	B a ` a	1 425	-	-
690	Waikelo	-	-	-
691	Penfui (U)	-	-	-
692	Ende (U)	-	-	-
693	T en a u	13 467 307	55 583 127	9 577 875
694	Mau Hau (U)	-	-	-
JUMLAH		35 602 540	129 119 081	14 826 948

Tabel 10.1. Volume Impor (*Net Weight*) Nusa Tenggara Timur
Menurut Negara Asal Tahun 1998 – 2000

Negara Asal	(Kg)		
	1998	1999	2000
(1)	(2)	(3)	(4)
1. Jepang	10 973	197 996	4 893
2. Australia	23 597 911	154 411 666	80 169
3. U.S.A	323 921	29 543 243	17 388 830
4. Singapura	-	12 038 245	248 330
5. Perancis	-	486 733	1 828
6. Jerman	-	96 564	930
7. Taiwan	-	15 185	20 000
8. Korea	-	204	-
9. Thailand	67 713	20 955 974	3 611 578
10. India	-	-	724 215
11. Belanda	-	-	-
12. Switzerland	-	-	2 369
13. Pilipina	-	-	-
14. China	566	14 666 209	178 550
15. Hongkong	-	-	-
16. Zimbabwe	-	-	-
17. Saudi Arabia	-	-	90 000
18. Inggris	-	646 130	1 377
19. Italia	-	74 778	1 414 500
20. Kanada	-	-	-
21. Malaysia	108	-	109 550
22. Vietnam	8 184 536	5 000 000	-
23. Armenia	22 350 004	-	-
24. Caledonia	10 451 000	-	-
25. Palestina	1	-	-
26. P.N.G	35	-	-
27. Panama	-	4 003 434	136 000
28. Norway	-	2 212	-
29. Lainnya	-	291 981	346 842
Jumlah	64 966 768	242 430 530	24 359 961

Tabel 10.2. Nilai Impor (CIF Value) Nusa Tenggara Timur
Menurut Negara Asal Tahun 1998 – 2000

(US\$)

Negara Asal	1998	1999	2000
1. Jepang	214 461	303 233	54 426
2. Australia	4 730 935	76 054 352	1 867 984
3. U S A	20 904 163	28 630 468	6 143 825
4. Singapura	-	3 910 306	1 224 415
5. Perancis	-	694 182	40 120
6. Jerman	-	54 221	16 621
7. Taiwan	-	43 918	7 280
8. Korea	-	255	-
9. Thailand	110 502	9 964 082	2 184 440
10. India	-	-	2 320 684
11. Belanda	-	-	-
12. Switzerland	-	-	40 000
13. Pilipina	-	-	-
14. China	1 246	4 575 536	78 053
15. Hongkong	-	-	-
16. Zimbabwe	-	-	-
17. Saudi Arabia	-	-	41 831
18. Inggris	-	957 428	14 546
19. Italia	-	149 184	501 923
20. Kanada	-	-	-
21. Malaysia	1 799	-	52 308
22. Vietnam	2 705 561	2 427 587	-
23. Armenia	6 345 219	-	-
24. Caledonia	587 057	-	-
25. Palestina	378	-	-
26. P.N.G	1 219	-	-
27. Panama	-	1 078 680	110 550
28. Norway	-	4 413	-
29. Lainnya	-	270 726	127 942
Jumlah	35 602 540	129 119 081	14 826 948

Tabel 11.1.
Volume Ekspor Nusa Tenggara Timur (*Net Weight*) Menurut Jenis Barang
Selama Tahun 1998

(Kg)							
Kode H.S (2 Digit)	Jenis Barang / Commodity Description	Januari	Februari	Maret	April	Mei	Juni
(1)	(2)	(3)	(4)	(5)	(6)	(7)	(8)
03	<i>Fish, Crustaceans, Molluscs, Other Invert</i>	-	1 199 000	145 000	753 682	861 383	671 801
08	<i>Edible Fruits and Nuts</i>	-	-	-	-	-	-
09	<i>Coffee, Tea, Mate and Spices</i>	100 000	100 000	15 098	-	-	-
26	<i>Ores, Slag and Ash</i>	-	-	-	-	10 000 000	-
33	<i>Essential Oils and Resinoids</i>	-	-	-	5 000	-	-
16	<i>Prep. of Meat, Fish, Crust. Molluscs</i>	-	-	-	-	-	-
61	<i>Articles of Apparel, Accessories</i>	-	2 932	-	-	-	-
62	<i>Articles of Apparel, Acces. not knit</i>	-	1 000	-	-	-	-
71	<i>Pearly, Precious and Semi Prec. Stone</i>	-	-	-	-	-	-
88	<i>Aircraft, Spacecraft and Parts</i>	-	-	-	-	-	-
25	<i>Salt, Sulphur, Earths and Stone</i>	-	-	-	300 000	6 800 000	500 000
28	<i>Inorganic Chemicals</i>	-	-	-	-	-	-
44	<i>Wood and Articles of Wood</i>	-	-	-	-	-	-
98	<i>PEBI Other Products</i>	2 052	73 260	910 995	4 950	36 720	2 810
JUMLAH		102 052	1 376 192	1 071 093	1 063 632	17 698 103	1 177 611

Lanjutan Tabel 11.1.

								(Kg)
Kode H.S (2 Digit)	Jenis Barang / Commodity Description	Juli	Agustus	September	Oktober	November	Desember	Total Ekspor
(1)	(2)	(3)	(4)	(5)	(6)	(7)	(8)	(9)
03	<i>Fish, Crustaceans, Molluscs, Other Invert</i>	97 593	-	132 122	2 398 001	1 088 315	-	7 319 927
08	<i>Edible Fruits and Nuts</i>	-	-	-	-	100 000	-	100 000
09	<i>Coffee, Tea, Mate and Spices</i>	-	50 000	191 700	208 000	-	-	661 700
26	<i>Ores, Slag and Ash</i>	-	-	-	-	-	-	10 000 000
33	<i>Essential Oils and Resinoids</i>	-	-	1 530	-	-	-	6 530
16	<i>Prep. of Meat, Fish, Crust. Molluscs</i>	-	-	104 628	-	-	-	104 628
61	<i>Articles of Apparel, Accessories</i>	-	-	2 295	-	-	-	5 227
62	<i>Articles of Apparel, Acces. not Knit</i>	-	-	-	-	-	-	1 000
71	<i>Pearls, Precious and Semi Prec. Stone</i>	-	-	-	-	4 385	-	4 385
88	<i>Aircraft, Spacecraft and Parts</i>	-	-	-	-	1 755	-	1 755
25	<i>Salt, Sulphur, Laths and Stone</i>	1 000 000	-	-	-	510 000	-	9 130 000
28	<i>Inorganic Chemicals</i>	-	-	-	1 910 000	-	-	1 910 000
44	<i>Wood and Articles of Wood</i>	-	-	2 196	-	-	-	2 196
98	<i>PLBI Other Products</i>	1 430	2 705	2 154	4 916	112 969	1 710	1 153 731
J U M L A H		1 099 023	52 705	436 625	7 517 917	1 817 451	1 710	33 111 377

Label 11.2.
 Nilai Ekspor Nusa Tenggara Timur (FOB Value) Menurut Jenis Barang
 Selama Tahun 1998

(US \$)

Kode H.S (2 Digit)	Jenis Barang / Commodity Description	Januari	Februari	Maret	April	M e i	J u n i
(1)	(2)	(3)	(4)	(5)	(6)	(7)	(8)
03	<i>Fish, Crustaceans, Molluscs, Other Invert</i>	-	1 068 777	136 000	719 371	811 381	648 659
08	<i>Edible Fruits and Nuts</i>	-	-	-	-	-	-
09	<i>Coffee, Tea, Mate and Spices</i>	182 500	187 000	21 450	-	-	-
26	<i>Ores, Slag and Ash</i>	-	-	-	-	468 000	-
33	<i>Essential Oils and Resinoids</i>	-	-	-	11 000	-	-
16	<i>Prep. of Meat, Fish, Crust. Molluscs</i>	-	-	-	-	-	-
61	<i>Articles of Apparel, Accessories</i>	-	37 272	-	-	-	-
62	<i>Articles of Apparel, Acces. not knit</i>	-	67 025	-	-	-	-
71	<i>Pearls, Precious and Semi Prec. Stone</i>	-	-	-	-	-	-
88	<i>Aircraft, Spacecraft and Parts</i>	-	-	-	-	-	-
25	<i>Salt, Sulphur, Earths and Stone</i>	-	-	-	6 900	156 100	14 980
28	<i>Inorganic Chemicals</i>	-	-	-	-	-	-
44	<i>Wood and Articles of Wood</i>	-	-	-	-	-	-
98	<i>PEBI Other Products</i>	1 945	12 192	21 511	7 960	3 736	3 938
J U M L A H		184 445	1 372 266	178 964	775 231	1 439 527	661 567

Lanjutan Tabel 11.2.

(US \$)

Kode HS (2 Digit)	Jenis Barang / Commodity Description	Juli	Agustus	September	Oktober	November	Desember	Total Ekspor
(1)	(2)	(3)	(4)	(5)	(6)	(7)	(8)	(9)
03	<i>Fish, Crustaceans, Molluscs, Other Invert</i>	92 620	-	125 868	2 071 622	832 259	-	6 506 557
08	<i>Edible Fruits and Nuts</i>	-	-	-	-	100 000	-	100 000
09	<i>Coffee, Tea, Mate and Spices</i>	-	85 750	313 992	333 680	-	-	1 134 372
26	<i>Ores, Slag and Ash</i>	-	-	-	-	-	-	468 000
33	<i>Essential Oils and Resinoids</i>	-	-	966	-	-	-	11 966
16	<i>Prep. of Meat, Fish, Crust. Molluscs</i>	-	-	106 800	-	-	-	106 800
61	<i>Articles of Apparel, Accessories</i>	-	-	920	-	-	-	38 192
62	<i>Articles of Apparel, Acces. not knit</i>	-	-	-	-	-	-	67 025
71	<i>Pearls, Precious and Semi Prec. Stone</i>	-	-	-	-	3 282	-	3 282
88	<i>Aircraft, Spacecraft and Parts</i>	-	-	-	-	7 938	-	7 938
25	<i>Salt, Sulphur, Earths and Stone</i>	26 350	-	-	-	13 600	-	215 230
28	<i>Inorganic Chemicals</i>	-	-	-	616 850	-	-	616 850
44	<i>Wood and Articles of Wood</i>	-	-	2 208	-	-	-	2 208
98	<i>PEBT Other Products</i>	2 263	9 111	3 370	2 679	170 219	5 240	241 197
J U M L A H		121 233	91 891	554 124	3 024 931	1 177 298	5 240	9 517 617

Label 11.3.
Volume Ekspor Nusa Tenggara Timur (*Net Weight*) Menurut Jenis Barang
Selama Tahun 1999

(Kg)							
Kode H.S (2 Digit)	Jenis Barang / <i>Commodity Description</i>	Januari	Februari	Maret	April	Mei	Juni
(1)	(2)	(3)	(4)	(5)	(6)	(7)	(8)
01	<i>Live Animals</i>	1 101 000	-	1 311 120	-	-	10 000
03	<i>Fish Crustaceans Molluscs, oth Invert</i>	-	-	15	-	3 122 736	30 199
08	<i>Edible Fruits and Nuts</i>	-	-	-	-	-	-
09	<i>Coffee Tea, Mate and Spices</i>	-	-	-	-	-	-
11	<i>Products of The Milling Industry</i>	-	-	-	-	-	-
14	<i>Veg.Plaiting Mat,Veg.Products nes</i>	-	-	-	-	-	-
25	<i>Salt, Sulphur, Earths and stone</i>	1 350	-	-	-	-	-
44	<i>Wood and Articles of Wood</i>	-	-	90 000	-	-	98 637
49	<i>Printed Books, Newspaper, Pictures</i>	-	-	-	-	122 801	-
52	<i>Cotton</i>	-	-	150	-	-	-
62	<i>Articles of Apparel Acces Not Knit</i>	-	-	-	-	-	-
63	<i>Other Made up Textile Articles</i>	-	-	-	-	-	-
64	<i>Footwear Part of Such Articles</i>	-	-	-	-	-	-
68	<i>Articles of Stone Cement Mica</i>	-	-	-	-	-	-
85	<i>Elect machinery, Sound Rec etc</i>	-	-	-	-	-	-
89	<i>Ships, Boats and Floating Structures</i>	-	-	-	-	102 000	-
94	<i>Furnitures Bedding, Lamps Illum sign</i>	-	-	-	-	-	-
98,99	<i>Other Commodities</i>	-	-	3 797	-	-	-
J U M L A H		1 105 350	-	1 405 412	-	3 317 537	139 136

Lanjutan Tabel 11.3.

Kode H.S (2 Digit)	Jenis Barang / Commodity Description								(Kg)
		Juli	Agustus	September	Oktober	Nopember	Desember	Total Ekspor	
(1)	(2)	(3)	(4)	(5)	(6)	(7)	(8)	(9)	
01	Live Animals	-	36 000	54 000	-	155 438	-	2 670 558	
03	Fish Crustaceans, Molluscs, oth Invert	-	688	203 5302	271	80	500 000	3 857 849	
08	Edible Fruits and Nuts	-	-	-	54 000	-	-	54 000	
09	Coffee, Tea, Mate and Spices	84 900	187 815	198 435	200	56 650	-	529 840	
11	Products of The Milling Industry	51 000	-	-	-	-	-	51 000	
14	Leg Planting Mat, Leg Products nes	-	353 259	-	300 000	-	-	653 259	
25	Salt, Sulphur, Lanthis and stone	-	-	-	-	-	-	1 350	
44	Wood and Articles of Wood	-	-	-	-	-	-	188 637	
49	Printed Books, Newspaper, Pictures	-	-	-	-	-	-	123 801	
52	Cotton	-	-	-	-	-	-	450	
62	Articles of Apparel Acces Not Knit	-	-	-	12	-	-	12	
63	Other Made up Textile Articles	-	2 000	-	-	-	-	2 000	
64	Footwear, Part of Such Articles	-	2	-	-	-	-	2	
68	Articles of Stone Cement Mica	-	-	237	-	-	-	237	
85	Elect machinery, Sound Rec. etc	-	60	112 866	-	-	-	112 926	
89	Ships, Boats and Floating Structures	-	-	-	-	-	-	102 000	
94	Furnitures, Bedding, Lamps, Illum sign	-	476	-	-	-	-	476	
98.99	Other Commodities	-	-	-	-	-	-	3 797	
J U M L A H		138 900	580 330	569 068	356 313	212 168	500 000	8 351 211	

Tabel 11.4.
 Nilai Ekspor Nusa Tenggara Timur (FOB Value) Menurut Jenis Barang
 Selama Tahun 1999

(US \$)

Kode H.S (2 Digit)	Jenis Barang / Commodity Description	Januari	Februari	Maret	April	Mei	Juni
(1)	(2)	(3)	(4)	(5)	(6)	(7)	(8)
01	Live Animals	27 600	-	60 880	-	-	2 501
03	Fish, Crustaceans, Molluscs, oth Invert	-	-	118	-	196 535	11 591
08	Edible Fruits and Nuts	-	-	-	-	-	-
09	Coffee, Tea, Mate and Spices	-	-	-	-	-	-
11	Products of The Milling Industry	-	-	-	-	-	-
14	Veg.Plating Mat Veg Products nes	-	-	-	-	-	-
25	Salt, Sulphur, Earths and stone	2 358	-	-	-	-	-
44	Wood and Articles of Wood	-	-	66 700	-	-	51 155
49	Printed Books, Newspaper, Pictures	-	-	-	-	103 001	-
52	Cotton	-	-	451	-	-	-
62	Articles of Apparel Acces Not Knit	-	-	-	-	-	-
63	Other Made up Textile Articles	-	-	-	-	-	-
64	Footwear Part of Such Articles	-	-	-	-	-	-
68	Articles of Stone, Cement, Mica	-	-	-	-	-	-
85	Elect machinery, Sound Rec, TV etc	-	-	-	-	-	-
89	Ships, Boats and Floating Structures	-	-	-	-	57 534	-
94	Furnitures, Bedding, Lamps, Illum sign	-	-	-	-	-	-
98,99	Other Commodities	-	-	3 014	-	-	-
J U M L A H		29 958	-	131 163	-	157 070	71 250

Lanjutan Tabel 11.4.

(US \$)

Kode H.S (2 Digit)	Jenis Barang / Commodity Description	Juli	Agustus	September	Oktober	November	Desember	Total Ekspor
(1)	(2)	(3)	(4)	(5)	(6)	(7)	(8)	(9)
01	<i>Live Animals</i>	-	43 710	166 150	-	188 148	-	489 022
03	<i>Fish Crustaceans, Molluscs, oth Invert</i>	-	2 000	86 025	716	320	21 787	322 092
08	<i>Edible Fruits and Nuts</i>	-	-	-	66 150	-	-	66 150
09	<i>Coffee, Tea, Mate and Spices</i>	118 860	243 101	181 638	132	69 900	-	613 931
11	<i>Products of The Milling Industry</i>	61 800	-	-	-	-	-	61 800
14	<i>Veg Planting Mat Veg Products nes</i>	-	175 633	-	157 500	-	-	333 133
25	<i>Salt, Sulphur Earths and stone</i>	-	-	-	-	-	-	3 358
44	<i>Wood and Articles of Wood</i>	-	-	-	-	-	-	120 855
49	<i>Printed Books, Newspaper Pictures</i>	-	-	-	-	-	-	103 001
52	<i>Cotton</i>	-	-	-	-	-	-	151
62	<i>Articles of Apparel Accs Not Knit</i>	-	-	-	111	-	-	111
63	<i>Other Made up Textile Articles</i>	-	130	-	-	-	-	130
64	<i>Footwear Part of Such Articles</i>	-	3	-	-	-	-	3
68	<i>Articles of Stone Cement Mica</i>	-	-	11 461	-	-	-	11 461
85	<i>Elect machinery Sound Rec H etc</i>	-	88	234 242	-	-	-	234 330
89	<i>Ships Boats and Floating Structures</i>	-	-	-	-	-	-	57 531
94	<i>Furniture, Bedding, Lampy Illum sign</i>	-	647	-	-	-	-	647
98,99	<i>Other Commodities</i>	-	-	-	-	-	-	3 014
J U M L A H		183 660	165 642	679 516	221 609	258 368	21 787	2 423 023

Tabel 11.5
Volume Ekspor Nusa Tenggara Timur (*Net Weight*) Menurut Jenis Barang
Selama Tahun 2000

(Kg)							
Kode HS (2 Digit)	Jenis Barang / Commodity Description	Januari	Februari	Maret	April	Mei	Juni
(1)	(2)	(3)	(4)	(5)	(6)	(7)	(8)
01	Live Animals	2 406 000	-	220 000	-	-	-
03	Fish Crustaceans, Molluscs oth Invert	-	16 309	21 859	1 117 187	2 651 644	201 062
05	Product Of Animal Origin Nes	-	-	-	-	-	-
06	Live Trees and Other Plants	-	-	-	-	-	-
08	Edible Fruits and Nuts	-	-	-	-	-	81 979
12	Oil Seeds Grains Seedy and Fruits	29 250	-	-	-	-	-
16	Prep of Meat, Fish, Crust Molluscs	-	-	-	-	-	-
17	Sugars and Sugary Confectionery	-	-	-	-	-	-
19	Prep of Cereals Flour, Starch, Milk	-	-	-	-	-	-
25	Salt Sulphur, Earths and stone	-	-	1 000	-	-	38 105
27	Mineral Fuels Mineral Oil Products	-	-	-	-	-	-
33	Essential Oils and Resinoids	-	-	-	87 320	8 750	15 000
36	Explosives Matches Pyrotechnic Prod	-	-	-	-	-	-
39	Plastics and Articles Thereof	-	-	-	-	-	-
44	Wood and Articles of Wood	16 250	-	-	-	-	-
46	Manufac of Straw Basketware	-	-	-	-	-	2 573 181
54	Man-made Filaments	-	-	-	-	-	-
61	Articles of Apparel Accessories	-	-	-	-	-	-
63	Other Made up Textile Articles	-	-	-	-	-	-
64	Footwear, Part of Such Articles	-	-	-	-	-	-
70	Glass and Glassware	-	-	-	-	-	-
73	Articles of Iron and Steel	-	-	-	-	-	-
76	Aluminium and Articles Thereof	-	-	-	-	-	-
79	Zinc and Articles Thereof	-	-	-	-	-	-
82	Tools Implements, Cutlery Spoons	-	-	-	-	-	-
84	Nuclear react, Boilers, Mech Appls	-	-	-	-	-	-
87	Vehicles Other Than Railway	-	-	-	-	550	15 640
89	Ships, Boats and Floating Structures	6 500	-	-	-	-	-
94	Furnitures Bedding, Lamps Illum sign	-	-	-	-	-	-
96	Miscellaneous Manufactured Articles	-	-	-	-	-	-
J U M L A H		2 458 000	16 309	242 859	1 504 807	2 660 944	2 921 968

Lanjutan Tabel 11.5.

Kode H.S (2 Digit)	Jenis Barang / Commodity Description	Juli	Agustus	September	Oktober	November	Desember	Total Ekspor
(1)	(2)	(3)	(4)	(5)	(6)	(7)	(8)	(9)
01	Live Animals	-	-	12 480	23 091	-	-	2 638 180
03	Fish, Crustaceans, Molluscs oth Invert	628 657	850	700	-	182 800	15 261	5 159 720
05	Product Of Animal Origin, Nes	-	-	-	-	-	41 670	14 670
06	Live Trees and Other Plants	-	-	67 162	-	-	-	67 162
08	Edible Fruits and Nuts	-	-	-	-	-	-	81 979
12	Oil Seeds, Grains Seeds and Fruits	-	-	-	109 138	-	-	138 388
16	Prep. of Meat, Fish, Crust, Molluscs	-	-	-	-	-	100	100
17	Sugars and Sugars Confectionery	-	-	-	33 938	-	-	33 938
19	Prep of Cereals, Flour, Starch, Milk	-	18 564	-	-	-	-	18 564
25	Salt, Sulphur, Earths and stone	-	9 000	-	-	-	-	18 105
27	Mineral Fuels, Mineral Oil Products	3 453 161	51 300 000	-	-	1 563 099	19 200	59 116 530
33	Essential Oils and Resinoids	-	-	-	2 052	-	-	2 052
36	Explosives, Matches, Pyrotechnic Prod	-	2 881 595	-	-	-	-	2 881 595
39	Plastics and Articles Thereof	-	-	-	2 232	-	-	2 232
44	Wood and Articles of Wood	-	-	-	-	-	1 348 537	6 947 969
46	Manufac of Straw, Basketware	-	-	-	68 089	-	-	68 089
54	Man-made Filaments	4 088	-	-	-	-	-	4 088
61	Articles of Apparel, Accessories	-	-	-	-	-	315 331	315 331
63	Other Made up Textile Articles	-	-	-	101 270	-	-	101 270
64	Footwear, Part of Such Articles	-	-	-	-	808 573	27	27
70	Glass and Glassware	-	-	-	-	-	-	808 573
73	Articles of Iron and Steel	-	25	-	-	-	-	25
76	Aluminium and Articles Thereof	-	-	-	34 398	-	-	34 398
79	Zinc and Articles Thereof	20 300	-	-	-	-	-	20 300
82	Tools, Implements, Cutlery, Spoons	-	-	-	73 760	-	-	73 760
84	Nuclear react Bakers, Mech Appl	-	-	-	-	-	-	16 190
87	Vehicles Other Than Railway	-	-	-	-	68	-	68
89	Ships, Boats and Floating Structures	-	-	-	-	-	-	6 500
94	Furnitures, Bedding, Lamps, Illum sign	70 067	5 710	14 562	-	-	-	90 339
96	Miscellaneous Manufactured Articles	-	150	-	-	-	-	150
JUMLAH		4 176 273	57 215 891	569 068	447 978	2 551 510	4 773 129	79 070 605

Tabel 11.6.
 Nilai Ekspor Nusa Tenggara Timur (FOB Value) Menurut Jenis Barang
 Selama Tahun 2000

(US \$)

Kode H.S (2 Digit)	Jenis Barang / Commodity Description	Januari	Februari	Maret	April	Mai	Juni
(1)	(2)	(3)	(4)	(5)	(6)	(7)	(8)
01	Live Animals	1 790 570	-	9 900	-	-	-
03	Fish Crustaceans Molluscs oth Invert	-	8 629	10 479	352 643	707 420	158 122
05	Product Of Animal Origin Nes	-	-	-	-	-	-
06	Live Trees and Other Plants	-	-	-	-	-	-
08	Edible Fruits and Nuts	-	-	-	-	-	361 777
12	Oil Seeds, Grains, Seeds and Fruits	4 737	-	-	-	-	-
16	Prep of Meat Fish, Crust Molluscs	-	-	-	-	-	-
17	Sugars and Sugars Confectionery	-	-	-	-	-	-
19	Prep of Cereals Flour, Starch, Milk	-	-	-	-	-	-
25	Salt, Sulphur, Earths and stone	-	-	137	-	-	7 151
27	Mineral Fuels Mineral Oil Products	-	-	-	-	-	785
33	Essential Oils and Resinoids	-	-	-	16 696	39 375	-
36	Explosives, Matches Pyrotechnic Prod	-	-	-	-	-	-
39	Plastics and Articles Thereof	-	-	-	-	-	-
44	Wood and Articles of Wood	-	-	-	-	-	-
46	Manufac of Straw Basketware	2 632	-	-	-	-	661 812
54	Man-made Filaments	-	-	-	-	-	-
61	Articles of Apparel Accessories	-	-	-	-	-	-
63	Other Made up Textile Articles	-	-	-	-	-	-
64	Footwear Part of Such Articles	-	-	-	-	-	-
70	Glass and Glassware	-	-	-	-	-	-
73	Articles of Iron and Steel	-	-	-	-	-	-
76	Aluminium and Articles Thereof	-	-	-	-	-	-
79	Zinc and Articles Thereof	-	-	-	-	-	-
82	Tools Implements Cutlery Spoons	-	-	-	-	-	-
84	Nuclear react, Boilers Mech Appli	-	-	-	-	1 597	9 638
87	Vehicles Other Than Railway	-	-	-	-	-	-
89	Ships Boats and Floating Structures	1 053	-	-	-	-	-
94	Furniture Bedding Lamps Illum sign	-	-	-	-	-	-
96	Miscellaneous Manufactured Articles	-	-	-	-	-	-
JUMLAH		3 798 992	8 629	20 516	399 339	718 392	1 201 285

Lanjutan Tabel 11.6.

(US \$)

Kode H.S (2 Digit)	Jenis Barang / Commodity Description	Juli	Agustus	September	Oktober	November	Desember	Total Ekspor
(1)	(2)	(3)	(4)	(5)	(6)	(7)	(8)	(9)
01	Live Animals	-	-	1 853	-	-	-	1 802 323
03	Fish, Crustaceans, Molluscs oth Invert	202 268	541	4 200	7 258	105 202	18 251	1 575 013
05	Product Of Animal Origin Nes	-	-	-	-	-	291 756	291 756
06	Live Trees and Other Plants	-	-	350 034	-	-	-	350 034
08	Edible Fruits and Nuts	-	-	-	-	-	-	361 777
12	Oil Seeds, Grains, Seeds and Fruits	-	-	-	626 002	-	-	630 739
16	Prep of Meat, Fish, Crust, Molluscs	-	-	-	-	-	288	288
17	Sugars and Sugars Confectionery	-	-	-	5 658	-	-	5 658
19	Prep of Cereals Flour Starch Milk	-	126 235	-	-	-	-	126 235
25	Salt Sulphur Earths and stone	-	10 956	-	-	-	-	18 244
27	Mineral Fuels Mineral Oil Products	1 187 426	980 950	-	-	1 021 111	111 360	3 199 703
33	Essential Oils and Resinoids	-	-	-	312	-	-	312
36	Explosives, Matches, Pyrotechnic Prod	-	783 528	-	-	-	-	783 528
39	Plastics and Articles Thereof	-	-	-	9 676	-	-	9 676
44	Wood and Articles of Wood	-	-	-	-	-	1 696 509	2 362 953
46	Manufac of Straw Basketware	-	-	-	-	-	-	21 401
54	Man-made Filaments	16 050	-	-	21 401	-	-	16 050
61	Articles of Apparel Accessories	-	-	-	-	-	326 171	326 171
63	Other Made up Textile Articles	-	-	-	31 829	-	-	31 829
64	Footwear Part of Such Articles	-	-	-	-	203 291	338	338
70	Glass and Glassware	-	-	-	-	-	-	203 291
73	Articles of Iron and Steel	-	72	-	-	-	-	72
76	Aluminium and Articles Thereof	-	-	-	10 812	-	-	10 812
79	Zinc and Articles Thereof	7 553	-	-	-	-	-	7 553
82	Tools Implements Cutlery Spoons	-	-	-	23 181	-	-	23 181
84	Nuclear react, Boilers Mech Appln.	-	-	-	-	-	-	11 235
87	Vehicles Other Than Railway	-	-	-	-	1 000	-	1 000
89	Ships, Boats and Floating Structures	-	-	-	-	-	-	1 053
94	Furnitures, Bedding, Lamps Illum sign	6 087	23 534	99 021	-	-	-	128 642
96	Miscellaneous Manufactured Articles	-	112	-	-	-	-	112
J U M L A H		1 419 384	1 934 928	455 108	736 162	1 333 607	2 141 976	14 501 318

Tabel 12.1.
Volume Ekspor Nusa Tenggara Timur (*Net Weight*) Menurut Pelabuhan Ekspor
Selama Tahun 1998

(Kg)								
Kode Pelabuhan	Nama Pelabuhan	Januari	Februari	Maret	April	Mei	Juni	
(1)	(2)	(3)	(4)	(5)	(6)	(7)	(8)	
681	El Tari (U)	1 152	27 225	145 360	353 000	-	1 733	
683	Maumere	-	-	-	-	-	-	
687	Larantuka	-	-	-	-	-	-	
693	Tenau	900	1 248 967	910 635	710 632	7 698 103	1 175 878	
695	Kedindi	100 000	100 000	-	-	10 000 000	-	
696	Ruteng	-	-	15 098	-	-	-	
684	Ende	-	-	-	-	-	-	
685	Waingapu	-	-	-	-	-	-	
JUMLAH		102 052	1 376 192	1 071 093	1 063 632	17 698 103	1 177 611	

Lanjutan Tabel 12.1.

(Kg)

Kode Pelabuhan	Nama Pelabuhan	Juli	Agustus	September	Oktober	November	Desember	Total Ekspor
(1)	(2)	(3)	(4)	(5)	(6)	(7)	(8)	(9)
681	El-tari (U)	-	2 705	804	393 113	82 209	1 740	1 009 011
683	Maumere	-	-	-	1 350	258 900	-	260 250
687	Larantuka	-	-	-	5 498 782	213 820	-	5 712 602
693	Tenau	1 099 023	-	259 878	1 416 702	1 253 375	-	15 774 096
695	Kedindl	-	50 000	36 000	208 000	39 150	-	10 533 150
696	Ruteng	-	-	-	-	-	-	15 098
684	Fnde	-	-	9 770	-	-	-	9 770
685	Waingapu	-	-	130 173	-	-	-	130 173
J U M L A H		1 099 023	52 705	436 625	7 517 947	1 847 454	1 740	33 444 177

Tabel 12.2.
 Nilai Ekspor Nusa Tenggara Timur (*FOB Value*) Menurut Pelabuhan Ekspor
 Selama Tahun 1998

(US \$)

Kode Pelabuhan	Nama Pelabuhan	Januari	Februari	Maret	April	Mei	Juni
(1)	(2)	(3)	(4)	(5)	(6)	(7)	(8)
681	El-tari (U)	805	10 670	136 281	393 775	-	1 917
683	Maumere	-	-	-	-	-	-
687	Larantuka	-	-	-	-	-	-
693	Tena'u	1 140	1 174 596	21 233	381 456	971 527	662 620
695	KedIndi	182 500	187 000	-	-	468 000	-
696	Ruteng	-	-	21 450	-	-	-
684	Ende	-	-	-	-	-	-
685	Waingapu	-	-	-	-	-	-
JUMLAH		181 445	1 372 266	178 964	775 231	1 439 527	661 567

Lanjutan Tabel 12.2

(US \$)

Kode Pelabuhan	Nama Pelabuhan	Juli	Agustus	September	Oktober	November	Desember	Total Ekspor
(1)	(2)	(3)	(4)	(5)	(6)	(7)	(8)	(9)
681	Flitari (U)	-	9 141	1 714	300 805	102 854	5 240	963 232
683	Maumere	-	-	-	2 499	236 835	-	239 334
687	Larantuka	-	-	-	1 394 823	159 685	-	1 554 508
693	Tenau	121 233	-	353 908	993 224	534 099	-	5 214 836
695	Kedinda	-	85 750	62 100	333 680	93 825	-	1 412 855
696	Ruteng	-	-	-	-	-	-	21 450
684	Ende	-	-	11 530	-	-	-	11 530
685	Waingapu	-	-	124 872	-	-	-	124 872
JUMLAH		121 233	94 891	554 124	3 024 831	1 127 298	5 240	9 542 617

Label 12.3.
 Volume Ekspor Nusa Tenggara Timur (*Net. Weight*) Menurut Pelabuhan Ekspor
 Selama Tahun 1999

(Kg)

Kode Pelabuhan	Nama Pelabuhan	Januari	Februari	Maret	April	Mei	Juni
(1)	(2)	(3)	(4)	(5)	(6)	(7)	(8)
681	El Tari (U)	1 350	-	45	-	122 901	-
683	Maumere	-	-	90 000	-	56 636	-
687	Larantuka	-	-	-	-	-	-
693	Tenau	1 104 000	-	1 315 367	-	3 168 000	139 136
695	Kediri	-	-	-	-	-	-
696	Ruteng	-	-	-	-	-	-
684	Ende	-	-	-	-	-	-
685	Waingapu	-	-	-	-	-	-
688	Kalabahi	-	-	-	-	-	-
689	Baa	-	-	-	-	-	-
JUMLAH		1 105 350	-	1 405 412	-	3 347 537	139 136

Lanjutan Tabel 12.3.

									(Kg)
Kode Pelabuhan	Nama Pelabuhan	Juli	Agustus	September	Oktober	November	Desember	Total Ekspor	
(1)	(2)	(3)	(4)	(5)	(6)	(7)	(8)	(9)	
681	El Tari (U)	-	688	900	313	80	-	126 277	
683	Maumere	-	-	112 000	300 000	1 750	-	560 386	
687	Larantuka	-	-	-	-	-	-	-	
693	Tena'u	-	355 806	252 393	2 000	-	500 000	6 836 702	
695	Kedindi	138 900	223 836	157 396	51 000	210 338	-	781 170	
696	Ruteng	-	-	-	-	-	-	-	
684	Ende	-	-	-	-	-	-	-	
685	Waingapu	-	-	-	-	-	-	-	
688	Kalabahi	-	-	1 103	-	-	-	1 103	
689	Baa	-	-	45 276	-	-	-	45 276	
JUMLAH		138 900	580 330	564 068	356 313	356 313	500 000	8 354 211	

Tabel 12.4.
 Nilai Ekspor Nusa Tenggara Timur (*FOB Value*) Menurut Pelabuhan Ekspor
 Selama Tahun 1999

(US \$)

Kode Pelabuhan	Nama Pelabuhan	Januari	Februari	Maret	April	Mei	Juni
(1)	(2)	(3)	(4)	(5)	(6)	(7)	(8)
681	El Tari (U)	2 358	-	118	-	103 509	-
683	Maumere	-	-	66 700	-	46 027	-
687	Larantuka	-	-	-	-	-	-
693	Tenau	27 600	-	64 345	-	207 534	71 250
695	Kedindi	-	-	-	-	-	-
696	Ruteng	-	-	-	-	-	-
684	Ende	-	-	-	-	-	-
685	Waingapu	-	-	-	-	-	-
688	Kalabahi	-	-	-	-	-	-
689	Baa	-	-	-	-	-	-
JUMLAH		29 958	-	131 163	-	357 070	71 250

Lanjutan Tabel 12.4

(US \$)

Kode Pelabuhan	Nama Pelabuhan	Juli	Agustus	September	Oktober	November	Desember	Total Ekspor
(1)	(2)	(3)	(4)	(5)	(6)	(7)	(8)	(9)
681	El-tari (U)	-	2 000	2 738	827	320	-	111 870
683	Maumere	-	-	60 480	157 500	10 500	-	341 207
687	Larantuka	-	-	-	-	-	-	-
693	Tena'u	-	176 515	129 947	132	-	21 787	699 110
695	Kedindi	183 660	287 127	298 650	66 150	247 548	-	1 083 135
696	Ruteng	-	-	-	-	-	-	-
684	Ende	-	-	-	-	-	-	-
685	Waingapu	-	-	-	-	-	-	-
688	Kalabahi	-	-	185 223	-	-	-	185 223
689	Baa	-	-	2 478	-	-	-	2 478
JUMLAH		183 660	465 642	679 516	224 609	258 368	21 787	2 122 023

Tabel 12.5.
Volume Ekspor Nusa Tenggara Timur (*FOB Value*) Menurut Pelabuhan Ekspor
Selama Tahun 2000

(Kg)								
Kode Pelabuhan	Nama Pelabuhan	Januari	Februari	Maret	April	Mei	Jun i	
(1)	(2)	(3)	(4)	(5)	(6)	(7)	(8)	
681	El-tari (U)	2 458 000	-	-	-	554	-	
683	Maumere	-	-	-	-	-	1 000	
687	Larantuka	-	-	-	-	-	-	
693	Tenau	-	-	221 000	1 502 480	22 660 390	2 923 968	
695	Kediri	-	-	-	-	-	-	
696	Ruteng	-	-	-	-	-	-	
684	Ende	-	16 309	21 859	2 327	-	-	
685	Waingapu	-	-	-	-	-	-	
688	Katabahi	-	-	-	-	-	-	
689	Baa	-	-	-	-	-	-	
J U M L A H		2 458 000	16 309	2 42 859	1 504 807	2 660 944	2 924 968	

Lanjutan Tabel 12.5

									(Kg)
Kode Pelabuhan	Nama Pelabuhan	Juli	Agustus	September	Oktober	November	Desember	Total Ekspor	
(1)	(2)	(3)	(4)	(5)	(6)	(7)	(8)	(9)	
681	El-tari (U)	1 875	-	-	-	108	100	2 460 637	
683	Maumere	-	-	700	-	-	-	1 700	
687	Larantuka	-	-	-	-	-	-	-	
693	Tena'u	3 549 885	57 215 894	94 204	417 978	2 554 432	475 811	75 928 012	
695	Kedindi	-	-	-	-	-	-	-	
696	Ruteng	-	-	-	-	-	-	-	
684	Ende	4 513	-	-	-	-	-	15 008	
685	Waingapu	620 000	-	-	-	-	-	620 000	
688	Kalabahi	-	-	-	-	-	-	-	
689	Baa	-	-	-	-	-	15 218	15 218	
JUMLAH		4 176 273	57 215 894	94 904	417 978	2 551 540	4 773 129	79 070 605	

Tabel 12.6.
 Nilai Ekspor Nusa Tenggara Timur (*FOB Value*) Menurut Pelabuhan Ekspor
 Selama Tahun 2000

(US \$)

Kode Pelabuhan	Nama Pelabuhan	Januari	Februari	Maret	April	Mei	Jun i
(1)	(2)	(3)	(4)	(5)	(6)	(7)	(8)
681	El-tari (U)	3 798 992	-	-	-	1 695	-
683	Maumere	-	-	-	-	-	6 000
687	Larantuka	-	-	-	-	-	-
693	Tenau	-	-	10 037	371 028	746 697	1 195 285
695	Kedindi	-	-	-	-	-	-
696	Ruteng	-	-	-	-	-	-
684	Ende	-	8 629	10 479	28 311	-	-
685	Wangapu	-	-	-	-	-	-
688	Kalabahi	-	-	-	-	-	-
689	Baa	-	-	-	-	-	-
J U M L A H		3 798 992	8 269	20 516	399 339	748 392	1 201 285

Lanjutan Tabel 12.6

(US \$)

Kode Pelabuhan	Nama Pelabuhan	Juli	Agustus	September	Oktober	November	Desember	Total Ekspor
(1)	(2)	(3)	(4)	(5)	(6)	(7)	(8)	(9)
681	El-tari (U)	606	-	-	-	1 067	288	3 802 648
683	Maumere	-	-	4 200	-	-	-	10 200
687	Larantuka	-	-	-	-	-	-	-
693	Tenau	1 205 638	1 934 928	450 908	736 162	1 332 540	2 426 971	10 410 194
695	Kedindi	-	-	-	-	-	-	-
696	Ruteng	-	-	-	-	-	-	-
684	Ende	27 140	-	-	-	-	-	74 559
685	Waingapu	186 000	-	-	-	-	-	186 000
688	Kalabahi	-	-	-	-	-	-	-
689	Baa	-	-	-	-	-	17 717	17 717
J U M L A H		1 419 384	1 934 928	455 108	736 162	1 333 607	2 444 976	14 501 318

Tabel 13.1.
Volume Ekspor Nusa Tenggara Timur (*Net. Weight*) Menurut Negara Tujuan
Selama Tahun 1998

(Kg)

No.	Negara Tujuan	Januari	Februari	Maret	April	Mei	Juni
(1)	(2)	(3)	(4)	(5)	(6)	(7)	(8)
1.	Pilipina	-	180 000	-	-	120 000	-
2.	Jepang	100 000	1 119 000	145 000	758 682	741 383	674 801
3.	India	-	-	-	-	-	-
4.	Taiwan	-	27 225	15 098	-	36 720	-
5.	Hongkong	900	-	990	-	-	1 620
6.	Jerman	-	2 932	-	-	-	-
7.	Australia	27	-	909 289	300 000	-	501 190
8.	Malaysia	-	46 035	-	-	-	-
9.	Singapur	1 125	-	716	-	-	-
10.	U.S.A	-	-	-	-	-	-
11.	Inggris	-	1 000	-	-	-	-
12.	Jamaika	-	-	-	4 950	-	-
13.	Myanmar	-	-	-	-	6 800 000	-
14.	Chili	-	-	-	-	10 000 000	-
15.	Kanada	-	-	-	-	-	-
16.	Mauritius	-	-	-	-	-	-
17.	Egypt	-	-	-	-	-	-
18.	Tailand	-	-	-	-	-	-
19.	Vietnam	-	-	-	-	-	-
J U M L A H		102 052	1 376 192	1 071 093	1 063 632	17 698 103	1 177 611

Lanjutan Tabel 13.1.

(Kg)

No.	Negara Tujuan	Juli	Agustus	September	Oktober	November	Desember	Total Ekspor
(1)	(2)	(3)	(4)	(5)	(6)	(7)	(8)	(9)
1.	Pilipina	-	-	-	800 000	-	-	1 100 000
2.	Jepang	97 593	50 000	388 701	1 698 001	1 098 637	-	6 871 798
3.	India	-	-	-	-	100 000	-	100 000
4.	Taiwan	-	-	-	-	-	-	79 043
5.	Hongkong	-	-	1 350	1 350	19 706	-	25 916
6.	Jerman	-	-	-	108 000	-	-	110 932
7.	Australia	1 001 350	2 651	804	596	567 866	1 740	3 285 513
8.	Malaysia	-	-	9 770	1 000 000	23 895	-	1 079 700
9.	Singapur	-	-	-	-	-	-	1 841
10.	U.S.A	-	-	-	-	1 350	-	1 350
11.	Inggris	-	-	-	-	-	-	1 000
12.	Jamaika	-	-	-	-	-	-	4 950
13.	Myanmar	-	-	-	-	-	-	6 800 000
14.	Chili	-	-	-	-	-	-	10 000 000
15.	Kanada	80	-	-	-	-	-	80
16.	Mauritius	-	54	-	-	-	-	54
17.	Egypt	-	-	36 000	-	36 000	-	72 000
18.	Tailand	-	-	-	1 610 000	-	-	1 610 000
19.	Vietnam	-	-	-	2 300 000	-	-	2 300 000
J U M L A H		1 099 023	52 705	436 625	7 517 947	1 847 454	1 740	33 444 177

Tabel 13.2.
 Nilai Ekspor Nusa Tenggara Timur (*FOB Value*) Menurut Negara Tujuan
 Selama Tahun 1998

(US \$)

No.	Negara Tujuan	Januari	Februari	Maret	April	Mei	Juni
(1)	(2)	(3)	(4)	(5)	(6)	(7)	(8)
1.	Pilipina	-	130 500	-	-	106 200	-
2.	Jepang	182 500	1 125 277	136 000	760 371	705 181	648 659
3.	India	-	-	-	-	-	-
4.	Taiwan	-	10 670	21 450	-	3 746	-
5.	Hongkong	1 140	-	466	-	-	792
6.	Jerman	-	37 272	-	-	-	-
7.	Australia	485	-	20 887	6 900	-	15 116
8.	Malaysia	-	1 522	-	-	-	-
9.	Singapur	320	-	161	-	-	-
10.	U.S.A	-	-	-	-	-	-
11.	Inggris	-	67 025	-	-	-	-
12.	Jamaika	-	-	-	7 960	-	-
13.	Myanmar	-	-	-	-	156 400	-
14.	Chili	-	-	-	-	468 000	-
15.	Kanada	-	-	-	-	-	-
16.	Mauritius	-	-	-	-	-	-
17.	Egypt	-	-	-	-	-	-
18.	Tailand	-	-	-	-	-	-
19.	Vietnam	-	-	-	-	-	-
J U M L A H		184 445	1 372 266	178 964	775 231	1 439 527	664 567

Lanjutan Tabel 13.2.

(US \$)

No.	Negara Tujuan	Juli	Agustus	September	Oktober	November	Desember	Total Ekspor
(1)	(2)	(3)	(4)	(5)	(6)	(7)	(8)	(9)
1.	Pilipina	-	-	-	486 803	-	-	723 503
2.	Jepang	92 620	85 750	477 124	1 750 019	805 360	-	6 768 861
3.	India	-	-	-	-	100 000	-	100 000
4.	Taiwan	-	-	-	-	-	-	35 866
5.	Hongkong	-	-	1 656	2 499	74 713	-	81 266
6.	Jerman	-	-	-	168 480	-	-	205 752
7.	Australia	26 458	9 106	1 714	180	76 166	5 240	162 252
8.	Malaysia	-	-	11 530	135 000	11 339	-	159 391
9.	Singapur	-	-	-	-	-	-	481
10.	U.S.A	-	-	-	-	20	-	20
11.	Inggris	-	-	-	-	-	-	67 025
12.	Jamaika	-	-	-	-	-	-	7 960
13.	Myanmar	-	-	-	-	-	-	156 400
14.	Chili	-	-	-	-	-	-	468 000
15.	Kanada	2 155	-	-	-	-	-	2 155
16.	Mauritius	-	35	-	-	-	-	35
17.	Egypt	-	-	62 100	-	59 70	-	121 800
18.	Tailand	-	-	-	217 350	-	-	217 350
19.	Vietnam	-	-	-	264 500	-	-	264 500
J U M L A H		121 233	94 891	554 124	3 024 831	1 127 298	5 240	9 542 617

Tabel 13.3.
Volume Ekspor Nusa Tenggara Timur (*Net. Weight*) Menurut Negara Tujuan
Selama Tahun 1999

(Kg)

No.	Negara Tujuan	Januari	Februari	Maret	April	Mei	Juni
(1)	(2)	(3)	(4)	(5)	(6)	(7)	(8)
1.	Pilipina	-	-	-	-	-	-
2.	Jepang	-	-	45	-	56 636	30 499
3.	India	-	-	-	-	-	-
4.	Taiwan	-	-	-	-	-	-
5.	Hongkong	-	-	-	-	100	-
6.	Jerman	-	-	-	-	-	-
7.	Australia	1 350	-	93 797	-	224 801	98 637
8.	Malaysia	-	-	-	-	-	10 000
9.	Singapura	1 104 000	-	1 311 120	-	3 066 000	-
10.	U.S.A	-	-	-	-	-	-
11.	Inggris	-	-	-	-	-	-
12.	Jamaika	-	-	-	-	-	-
13.	Myanmar	-	-	-	-	-	-
14.	Chili	-	-	-	-	-	-
15.	Kanada	-	-	-	-	-	-
16.	Mauritius	-	-	-	-	-	-
17.	Egypt	-	-	-	-	-	-
18.	Tailand	-	-	-	-	-	-
19.	Vietnam	-	-	-	-	-	-
20.	Cyprus	-	-	450	-	-	-
21.	Belgium	-	-	-	-	-	-
J U M L A H		1 105 350	-	1 405 412	-	3 347 537	139 136

Lanjutan Tabel 13.3.

(Kg)

No.	Negara Tujuan	Juli	Agustus	September	Oktober	November	Desember	Total Ekspor
(1)	(2)	(3)	(4)	(5)	(6)	(7)	(8)	(9)
1.	Pilipina	-	-	-	-	-	-	-
2.	Jepang	-	697	299 435	271	54 900	-	442 483
3.	India	-	-	-	-	-	-	-
4.	Taiwan	-	-	-	-	-	-	-
5.	Hongkong	-	-	-	-	80	-	180
6.	Jerman	84 900	133 836	103 396	2 000	1 750	-	325 882
7.	Australia	-	355 797	-	300 042	-	-	1 074 424
8.	Malaysia	54 000	36 000	54 000	-	155 438	500 000	809 438
9.	Singapura	-	-	112 237	54 000	-	-	5 647 357
10.	U.S.A	-	-	-	-	-	-	-
11.	Inggris	-	-	-	-	-	-	-
12.	Jamaika	-	-	-	-	-	-	-
13.	Myanmar	-	-	-	-	-	-	-
14.	Chili	-	-	-	-	-	-	-
15.	Kanada	-	-	-	-	-	-	-
16.	Mauritius	-	-	-	-	-	-	-
17.	Egypt	-	-	-	-	-	-	-
18.	Tailand	-	-	-	-	-	-	-
19.	Vietnam	-	-	-	-	-	-	-
20.	Cyprus	-	-	-	-	-	-	450
21.	Belgium	-	54 000	-	-	-	-	54 000
J U M L A H		138 900	580 300	569 068	356 313	212 168	500 000	8 354 214

Tabel 13.4.
 Nilai Ekspor Nusa Tenggara Timur (*FOB Value*) Menurut Negara Tujuan
 Selama Tahun 1999

(US \$)

No.	Negara Tujuan	Januari	Februari	Maret	April	Mei	Juni
(1)	(2)	(3)	(4)	(5)	(6)	(7)	(8)
1.	Pilipina	-	-	-	-	-	-
2.	Jepang	-	-	118	-	46 027	14 591
3.	India	-	-	-	-	-	-
4.	Taiwan	-	-	-	-	-	-
5.	Hongkong	-	-	-	-	508	-
6.	Jerman	-	-	-	-	-	-
7.	Australia	2 358	-	69 714	-	158 535	54 155
8.	Malaysia	-	-	-	-	-	2 504
9.	Singapura	27 600	-	60 880	-	150 000	-
10.	U.S.A	-	-	-	-	-	-
11.	Inggris	-	-	-	-	-	-
12.	Jamaika	-	-	-	-	-	-
13.	Myanmar	-	-	-	-	-	-
14.	Chili	-	-	-	-	-	-
15.	Kanada	-	-	-	-	-	-
16.	Mauritius	-	-	-	-	-	-
17.	Egypt	-	-	-	-	-	-
18.	Tailand	-	-	-	-	-	-
19.	Vietnam	-	-	-	-	-	-
20.	Cyprus	-	-	451	-	-	-
21.	Belgium	-	-	-	-	-	-
J U M L A H		29 958	-	131 163	-	357 070	71 250

Lanjutan Tabel 13.4

(US \$)

No.	Negara Tujuan	Juli	Agustus	September	Oktober	November	Desember	Total Ekspor
(1)	(2)	(3)	(4)	(5)	(6)	(7)	(8)	(9)
1.	Pilipina	-	-	-	-	-	-	-
2.	Jepang	-	2 014	308 925	716	59 400	-	431 791
3.	India	-	-	-	-	-	-	-
4.	Taiwan	-	-	-	-	-	-	-
5.	Hongkong	-	-	-	-	320	-	828
6.	Jerman	118 860	178 317	132 500	132	10 500	-	440 309
7.	Australia	-	176 501	-	157 611	-	-	620 874
8.	Malaysia	64 800	43 740	166 150	-	188 148	21 787	487 129
9.	Singapura	-	-	71 941	66 150	-	-	376 571
10.	U.S.A	-	-	-	-	-	-	-
11.	Inggris	-	-	-	-	-	-	-
12.	Jamaika	-	-	-	-	-	-	-
13.	Myanmar	-	-	-	-	-	-	-
14.	Chili	-	-	-	-	-	-	-
15.	Kanada	-	-	-	-	-	-	-
16.	Mauritius	-	-	-	-	-	-	-
17.	Egypt	-	-	-	-	-	-	-
18.	Tailand	-	-	-	-	-	-	-
19.	Vietnam	-	-	-	-	-	-	-
20.	Cyprus	-	-	-	-	-	-	451
21.	Belgium	-	65 070	-	-	-	-	65 070
J U M L A H		183 660	465 642	679 516	224 609	257 368	21 787	2 423 023

Tabel 13.5.
Volume Ekspor Nusa Tenggara Timur (*Net. Weight*) Menurut Negara Tujuan
Selama Tahun 2000

(Kg)

No.	Negara Tujuan	Januari	Februari	Maret	April	Mei	Juni
(1)	(2)	(3)	(4)	(5)	(6)	(7)	(8)
1.	Australia	6 500	-	-	-	131 508	281 979
2.	Bangladesh	-	-	-	-	-	-
3.	China	-	-	-	-	-	-
4.	Ethiopia	-	-	1 000	-	-	-
5.	FD STS Of Micronesia	-	-	-	87 320	8 750	68 745
6.	Hong Kong	-	-	19 267	-	-	-
7.	Jepang	-	16 309	2 592	17 776	2 520 686	1 000
8.	Malaysia	2 451 500	-	220 000	-	-	-
9.	Netherland	-	-	-	-	-	62
10.	Portugal	-	-	-	-	-	-
11.	Saudi Arabia	-	-	-	-	-	-
12.	Singapore	-	-	-	1 399 711	-	-
13.	Taiwan, Prov. Of China	-	-	-	-	-	-
14.	Thailand	-	-	-	-	-	-
15.	Emirat Arab	-	-	-	-	-	2 573 182
16.	Amerika Serikat	-	-	-	-	-	-
J U M L A H		2 458 000	16 309	242 859	1 504 807	2 660 944	2 924 968

Lanjutan Tabel 13.5.

(Kg)

No.	Negara Tujuan	Juli	Agustus	September	Oktober	November	Desember	Total Ekspor
(1)	(2)	(3)	(4)	(5)	(6)	(7)	(8)	(9)
1.	Australia	4 005 711	800	67 862	-	172 558	59 888	4 726 806
2.	Bangladesh	-	9 000	-	-	-	-	9 000
3.	China	-	-	-	-	808 573	-	808 573
4.	Ethiopia	-	-	-	-	-	-	1 000
5.	FD STS Of Micronesia	157 817	41 806 044	14 562	281 801	89 524	364 561	42 879 124
6.	Hong Kong	6 357	-	-	-	40	-	25 664
7.	Jepang	-	50	-	-	2 403	43	2 560 859
8.	Malaysia	-	-	12 480	166 177	-	-	2 850 157
9.	Netherland	-	-	-	-	-	-	62
10.	Portugal	-	-	-	-	-	-	1 473 643
11.	Saudi Arabia	4 088	-	-	-	-	-	4 088
12.	Singapore	-	-	-	-	7 799	4 348 537	5 756 047
13.	Taiwan, Prov. Of China	-	15 400 000	-	-	-	-	15 400 000
14.	Thailand	2 300	-	-	-	-	-	2 300
15.	Emirat Arab	-	-	-	-	-	-	2 573 182
16.	Amerika Serikat	-	-	-	-	-	100	100
J U M L A H		4 176 273	57 215 894	94 904	447 978	2 554 540	4 773 192	79 070 605

Tabel 13.6.
 Nilai Ekspor Nusa Tenggara Timur (*FOB Value*) Menurut Negara Tujuan
 Selama Tahun 2000

(US \$)

No.	Negara Tujuan	Januari	Februari	Maret	April	Mei	Juni
(1)	(2)	(3)	(4)	(5)	(6)	(7)	(8)
1.	Australia	1 053	-	-	-	72 227	5 12545
2.	Bangladesh	-	-	-	-	-	-
3.	China	-	-	-	-	-	-
4.	Ethiopia	-	-	137	-	-	-
5.	FD STS Of Micronesia	-	-	-	46 696	39 375	17 574
6.	Hong Kong	-	-	9 236	-	-	-
7.	Jepang	-	8 629	1 243	36 573	636 790	6 000
8.	Malaysia	3 797 939	-	9 900	-	-	-
9.	Netherland	-	-	-	-	-	1 354
10.	Portugal	-	-	-	-	-	-
11.	Saudi Arabia	-	-	-	-	-	-
12.	Singapore	-	-	-	316 070	-	-
13.	Taiwan, Prov. Of China	-	-	-	-	-	-
14.	Thailand	-	-	-	-	-	-
15.	Emirat Arab	-	-	-	-	-	663 812
16.	Amerika Serikat	-	-	-	-	-	-
J U M L A H		3 798 992	8 629	20 516	399 339	748 392	1 201 285

Lanjutan Tabel 13.6.

(US \$)

No.	Negara Tujuan	Juli	Agustus	September	Oktober	November	Desember	Total Ekspor
(1)	(2)	(3)	(4)	(5)	(6)	(7)	(8)	(9)
1.	Australia	1 103 778	109	354 234	-	99 163	309 473	2 452 582
2.	Bangladesh	-	10 956	-	-	-	-	10 956
3.	China	-	-	-	-	203 294	-	203 294
4.	Ethiopia	-	-	-	-	-	-	137
5.	FD STS Of Micronesia	283 288	1 730 931	99 021	97 244	529 412	438 172	3 281 713
6.	Hong Kong	4 572	-	-	-	67	-	13 875
7.	Jepang	-	432	-	-	742	534	690 943
8.	Malaysia	-	-	1 853	638 918	-	-	4 448 610
9.	Netherland	-	-	-	-	-	-	1 354
10.	Portugal	-	-	-	-	495 699	-	495 699
11.	Saudi Arabia	16 050	-	-	-	-	-	16 050
12.	Singapore	-	-	-	-	5 230	1 696 509	2 017 809
13.	Taiwan, Prov. Of China	-	192 500	-	-	-	-	192 500
14.	Thailand	11 696	-	-	-	-	-	11 696
15.	Emirat Arab	-	-	-	-	-	-	663 812
16.	Amerika Serikat	-	-	-	-	-	288	288
J U M L A H		1 419 384	1 934 928	455 108	736 162	1 333 607	2 444 976	14 501 318

Tabel 14.1.

Volume Impor Nusa Tenggara Timur (*Net Weight*) Menurut Jenis Barang

Selama Tahun 2000

(Kg)

Kode H.S (2 Digit)	Jenis Barang / Commodity Description	Januari	Februari	Maret	April	Mei	Juni
(1)	(2)	(3)	(4)	(5)	(6)	(7)	(8)
03	<i>Fish, Crustaceans, Molluscs Oth Invert</i>	-	1339150	-	-	109 975	2 000 100
09	<i>Coffee, Tea, Mate, and Spices</i>	-	-	-	-	-	-
10	<i>Cereals</i>	-	68	-	-	109750	124 005
11	<i>Products of the Milling Industry.</i>	-	-	109550	-	14500000	-
12	<i>Oil Seeds Grains, Seeds and Fruits</i>	-	-	-	-	-	-
19	<i>Prep. of Cereals, Flour, Starch, Milk</i>	-	-	-	-	-	1414500
25	<i>Salt Sulphur, Earths and Stone</i>	13	-	-	-	-	-
27	<i>Mineral Fuels, Mineral Oil Products</i>	3	-	-	-	-	-
28	<i>Inorganic Chemicals</i>	2 080	-	-	-	-	-
31	<i>Fertilizers</i>	-	-	-	-	1	-
32	<i>Tanning and Dyeing Extracts</i>	36	-	-	-	-	-
34	<i>Soap Washing Prep., Waxes, Candles</i>	-	-	-	-	-	-
39	<i>Plastics and Articles Thereof</i>	-	-	-	-	-	-
40	<i>Rubber and Articles Thereof</i>	1 909	-	-	-	-	-
48	<i>Paper and Paperboard</i>	1 377	-	-	-	-	-
49	<i>Printed Books, Newspaper, Pictures</i>	-	-	-	-	-	-
63	<i>Other Made Up Textile Articles.</i>	-	-	-	-	-	-
70	<i>Glass and Glassware</i>	296	-	-	-	-	-
73	<i>Articles of Iron and Steel</i>	8 784	-	-	-	-	-
82	<i>Tools Implements, Cutlery, Spoons</i>	904	-	-	-	-	-
83	<i>Miscellaneous Article of Base Metal</i>	12 499	-	-	-	-	-
84	<i>Nuclear React., Boilers, Mech Appli</i>	84 412	13	-	-	43	-
85	<i>Elect Machinery, Sound Rec., TV etc</i>	16 963	12	-	-	60	-
86	<i>Railway Loc., Trmaway Track and Part</i>	2	-	-	-	-	-
87	<i>Vehicles Other Than Railway</i>	3 566	-	-	-	-	-
89	<i>Ships, Boats and Floating Structures</i>	95	-	-	-	-	-
90	<i>Optical Photographic, Medical Instr</i>	25 233	-	-	-	-	-
95	<i>Toys, Games and Sports Requisites</i>	-	-	-	-	-	-
96	<i>Miscellaneous Manufactured Articles</i>	497	-	-	-	-	-
J U M L A H		158 669	1339 543	109 550	-	11 719 829	3 538 605

Lanjutan Tabel 14.1.

(Kg)

Kode H.S (2 Digit)	Jenis Barang / Commodity Description	J u l i	Agustus	September	Oktober	Nopember	Desember	Total Impor
(1)	(2)	(3)	(4)	(5)	(6)	(7)	(8)	(9)
03	<i>Fish, Crustaceans, Molluscs, Oth Invert</i>	10 000	60	992	180 000	151 000	-	3 791 577
09	<i>Coffee, Tea, Mate, and Spices</i>	1	196 842	-	-	-	-	196 843
10	<i>C e r e a l s</i>	-	-	1974000	-	-	-	2 207 823
11	<i>Products of the Milling Industry</i>	-	-	-	680 000	-	-	15 289 550
12	<i>Oil Seeds, Grains, Seeds and Fruits</i>	-	149 999	-	-	-	-	149 999
19	<i>Prep. of Cereals, Flour, Starch, Milk</i>	-	110162	-	-	-	-	1 524 662
25	<i>Salt, Sulphur, Earths and Stone</i>	-	778	-	-	-	-	791
27	<i>Mineral Fuels, Mineral Oil Products</i>	-	-	-	-	-	-	3
28	<i>Inorganic Chemicals</i>	-	-	-	-	-	-	2 080
31	<i>Fertilizers</i>	-	-	-	-	-	-	1
32	<i>Tanning and Dyeing Extracts</i>	-	-	-	-	-	-	36
34	<i>Soap, Washing Prep., Waxes, Candles</i>	-	49	-	-	-	-	19
39	<i>Plastics and Articles Thereof</i>	1	-	-	-	-	-	1
40	<i>Rubber and Articles Thereof</i>	-	-	-	-	-	-	1 909
48	<i>Paper and Paperboard</i>	-	-	-	-	-	-	1 377
49	<i>Printed Books, Newspaper, Pictures</i>	-	6	-	-	-	-	6
63	<i>Other Made Up Textile Articles</i>	3	109	-	-	-	-	112
70	<i>Glass and Glassware</i>	8	95	-	-	-	-	399
73	<i>Articles of Iron and Steel</i>	-	-	-	-	-	-	8 784
82	<i>Tools, Implements, Cutlery, Spoons</i>	-	-	-	-	-	-	901
83	<i>Miscellaneous Article of Base Metal</i>	16	-	-	-	-	-	12 515
84	<i>Nuclear React., Boilers, Mech. Appl.</i>	287	20123	-	-	-	-	104 878
85	<i>Elect. Machinery, Sound Rec., TV, etc</i>	2	23	-	-	-	-	17 060
86	<i>Railway Loc., Trolley, Track and Part</i>	-	-	-	-	-	-	2
87	<i>Vehicles Other Than Railway</i>	-	15	68 800	-	-	-	72 381
89	<i>Ships, Boats and Floating Structures</i>	3	-	860 215	90 000	-	-	950 313
90	<i>Optical, Photographic, Medical Instr.</i>	-	29	-	-	-	-	252 62
95	<i>Toys, Games and Sports Requisites</i>	103	6	-	-	-	-	109
96	<i>Miscellaneous Manufactured Articles</i>	-	38	-	-	-	-	535
J U M L A H		10 424	478 334	2 904 007	950 000	151 000	-	24 359 961

Tabel 14.2.
 Nilai Impor Nusa Tenggara Timur (FOB Value) Menurut Jenis Barang
 Selama Tahun 2000

(US \$)

Kode H.S (2 Digit)	Jenis Barang / Commodity Description	Januari	Februari	Maret	April	Mei	Juni
(1)	(2)	(3)	(4)	(5)	(6)	(7)	(8)
03	<i>Fish, Crustaceans, Molluscs, Oth Invert</i>	-	478 921	-	-	53 119	846 886
09	<i>Coffee, Tea, Mate and Spices</i>	-	-	-	-	-	-
10	<i>Cereals</i>	-	256	-	-	53 010	112 868
11	<i>Products of the Milling Industry</i>	-	-	52 308	-	3 099 170	-
12	<i>Oil Seeds, Grains, Seeds and Fruits</i>	-	-	-	-	-	-
19	<i>Prep. of Cereals, Flour, Starch, Milk</i>	-	-	-	-	-	501 923
25	<i>Salt, Sulphur, Earths and Stone</i>	14	-	-	-	-	-
27	<i>Mineral Fuels, Mineral Oil Products</i>	50	-	-	-	-	-
28	<i>Inorganic Chemicals</i>	2 082	-	-	-	-	-
31	<i>Fertilizers</i>	-	-	-	-	12	-
32	<i>Tanning and Dyeing Extracts</i>	35	-	-	-	-	-
34	<i>Soap, Washing Prep., Waxes, Candles</i>	-	-	-	-	-	-
39	<i>Plastics and Articles Thereof</i>	-	-	-	-	-	-
40	<i>Rubber and Articles Thereof</i>	1 902	-	-	-	-	-
48	<i>Paper and Paperboard</i>	1 380	-	-	-	-	-
49	<i>Prints, Books, Newspaper, Pictures</i>	-	-	-	-	-	-
63	<i>Other Made Up Textile Articles</i>	-	-	-	-	-	-
70	<i>Glass and Glassware</i>	293	-	-	-	-	-
73	<i>Articles of Iron and Steel</i>	258 624	-	-	-	-	-
82	<i>Tools, Implements, Cutlery, Spoons,</i>	9 055	-	-	-	-	-
83	<i>Miscellaneous Article of Base Metal</i>	12 500	-	-	-	-	-
84	<i>Nuclear React., Boilers, Mech. Appl.</i>	1 995 244	48	-	-	8 679	-
85	<i>Elect. Machinery, Sound Rec., TL, etc.</i>	94 118	47	-	-	16 840	-
86	<i>Railway Loc., Trmaway Track and Part</i>	20	-	-	-	-	-
87	<i>Vehicles Other Than Railway</i>	99 000	-	-	-	-	-
89	<i>Ships, Boats and Floating Structures</i>	96	-	-	-	-	-
90	<i>Optical, Photographic, Medical Instr.</i>	638 259	-	-	-	-	-
95	<i>Toys, Games and Sports Requisites</i>	-	-	-	-	-	-
96	<i>Miscellaneous Manufactured Articles</i>	495	-	-	-	-	-
J U M L A H		3 113 167	479 272	52 308	-	3 230 830	1 461 667

Lanjutan Tabel 14.2.

(US \$)

Kode H.S (2 Digit)	Jenis Barang / Commodity Description	Juli	Agustus	September	Oktober	Nopember	Desember	Total Impor
(1)	(2)	(3)	(4)	(5)	(6)	(7)	(8)	(9)
03	<i>Fish, Crustaceans, Molluscs, Oth Invert</i>	1 904	27 748	663 300	110 550	110 550	-	2 294 978
09	<i>Coffee, Tea, Mate and Spices</i>	83	73 233	-	-	-	-	73 316
10	<i>Cereals</i>	-	-	2 638 125	-	-	-	2 804 259
11	<i>Products of the Milling Industry</i>	-	-	-	262 979	-	-	3 411 457
12	<i>Oil Seeds, Grains, Seeds and Fruits</i>	-	54 626	-	-	-	-	54 626
19	<i>Prep. of Cereals, Flour, Starch, Milk</i>	-	19 046	-	-	-	-	520 980
25	<i>Salt, Sulphur, Earths and Stone</i>	-	836	-	-	-	-	850
27	<i>Mineral Fuels, Mineral Oil Products</i>	-	-	-	-	-	-	50
28	<i>Inorganic Chemicals</i>	-	-	-	-	-	-	2 082
31	<i>Fertilizers</i>	-	-	-	-	-	-	12
32	<i>Tanning and Dyeing Extracts</i>	-	-	-	-	-	-	35
34	<i>Soap, Washing Prep., Waxes, Candles</i>	-	106	-	-	-	-	106
39	<i>Plastics and Articles Thereof</i>	28	-	-	-	-	-	28
40	<i>Rubber and Articles Thereof</i>	-	-	-	-	-	-	1 092
48	<i>Paper and Paperboard</i>	-	-	-	-	-	-	1 380
49	<i>Printed Books, Newspaper Pictures</i>	-	14	-	-	-	-	14
63	<i>Other Made Up Textile Articles</i>	53	174	-	-	-	-	227
70	<i>Glass and Glassware</i>	526	196	-	-	-	-	1 015
73	<i>Articles of Iron and Steel</i>	-	-	-	-	-	-	258 624
82	<i>Tools, Implements, Cutlery, Spoons</i>	-	-	-	-	-	-	9 055
83	<i>Miscellaneous Articles of Base Metal</i>	1 019	-	-	-	-	-	13 519
84	<i>Nuclear React., Boilers, Mech. Appli</i>	9 369	7 800	-	-	-	-	2 021 140
85	<i>Elect. Machinery, Sound Rec., TV, etc</i>	32	50	-	-	-	-	111 087
86	<i>Railway Loc., Trmway Track and Part</i>	-	-	-	-	-	-	20
87	<i>Vehicles Other Than Railway</i>	-	195	25 043	-	-	-	121 238
89	<i>Ships, Boats and Floating Structures</i>	174	-	2 431 234	41 831	-	-	2 473 335
90	<i>Optical, Photographic, Medical Instr</i>	-	62	-	-	-	-	638 321
95	<i>Toys, Games and Sports Requisites</i>	6 707	12	-	-	-	-	6 719
96	<i>Miscellaneous Manufactured Articles</i>	-	78	-	-	-	-	573
J U M L A H		21 895	184 187	5 757 702	415 360	110 550	-	11 826 948

Tabel 14.3.
Volume Impor Nusa Tenggara Timur (*FOB Value*) Menurut Pelabuhan Impor
Selama Tahun 2000

								(Kg)
Kode Pelabuhan	Nama Pelabuhan	Januari	Februari	Maret	April	Mei	Jun i	
(1)	(2)	(3)	(4)	(5)	(6)	(7)	(8)	
681	El-tari (U)	-	93	-	-	104	5	
683	Maumere	-	-	-	-	-	-	
686	Atapupu	-	-	-	-	109 750	1 414 500	
687	Larantuka	-	-	-	-	-	-	
693	Tenau	158 669	1 339 450	109 550	-	12 609 975	124 000	
695	Kedindi	-	-	-	-	-	2 000 100	
696	Ruteng	-	-	-	-	-	-	
684	Ende	-	-	-	-	2 000 000	-	
685	Waingapu	-	-	-	-	-	-	
688	Kalabahi	-	-	-	-	-	-	
689	Baa	-	-	-	-	-	-	
J U M L A H		158 669	1 339 543	109 550	-	14 719 829	3 538 605	

Lanjutan Tabel 14.3

(Kg)

Kode Pelabuhan	Nama Pelabuhan	Juli	Agustus	September	Oktober	Nopember	Desember	Total Impor
(1)	(2)	(3)	(4)	(5)	(6)	(7)	(8)	(9)
681	El-tari (U)	424	1 276	2 110 000	-	-	-	2 111 902
683	Maumere	-	-	-	-	-	-	-
686	Atapupu	10 000	448 998	-	770 000	-	-	2 753 248
687	Larantuka	-	60	68 800	-	-	-	68 860
693	Tenau	-	-	725 207	180 000	151 000	-	15 397 851
695	Kedindi	-	-	-	-	-	-	2 000 100
696	Ruteng	-	-	-	-	-	-	-
684	Ende	-	28 000	-	-	-	-	2 028 000
685	Waingapu	-	-	-	-	-	-	-
688	Kalabahi	-	-	-	-	-	-	-
689	Baa	-	-	-	-	-	-	-
J U M L A H		10 424	478 334	2 904 007	447 978	151 000	-	24 359 961

Tabel 14.4.
 Nilai Impor Nusa Tenggara Timur (*FOB Value*) Menurut Pelabuhan Impor
 Selama Tahun 2000

(US \$)

Kode Pelabuhan	Nama Pelabuhan	Januari	Februari	Maret	April	Mei	Jun i
(1)	(2)	(3)	(4)	(5)	(6)	(7)	(8)
681	El-tari (U)	-	351	-	-	25 531	92
683	Maumere	-	-	-	-	-	-
686	Atapupu	-	-	-	-	53 119	501 923
687	Larantuka	-	-	-	-	-	-
693	Tenau	3 113 167	478 921	52 308	-	2 615 619	112 776
695	Kedindi	-	-	-	-	-	846 886
696	Ruteng	-	-	-	-	-	-
684	Ende	-	-	-	-	536 670	-
685	Waingapu	-	-	-	-	-	-
688	Kalabahi	-	-	-	-	-	-
689	Baa	-	-	-	-	-	-
JUMLAH		3 113 167	479 272	52 308	-	3 230 830	1 461 677

Lanjutan Tabel 14.4

(US \$)

Kode Pelabuhan	Nama Pelabuhan	Juli	Agustus	September	Oktober	Nopember	Desember	Total Impor
(1)	(2)	(3)	(4)	(5)	(6)	(7)	(8)	(9)
681	El-tari (U)	17 991	2 254	2 748 675	-	-	-	2 794 894
683	Maumere	-	-	-	-	-	-	-
686	Atapupu	3 904	126 705	-	304 810	-	-	990 352
687	Larantuka	-	27 748	25 043	-	-	-	52 791
693	Tenau	-	-	2 983 984	110 550	110 550	-	9 577 875
695	Kedindi	-	-	-	-	-	-	846 886
696	Ruteng	-	-	-	-	-	-	-
684	Ende	-	27 480	-	-	-	-	564 150
685	Waingapu	-	-	-	-	-	-	-
688	Kalabahi	-	-	-	-	-	-	-
689	Baa	-	-	-	-	-	-	-
JUMLAH		21 895	184 187	5 757 702	415 360	110 550	-	14 826 948

Tabel 14.5.
Volume Impor Nusa Tenggara Timur (*Net. Weight*) Menurut Negara Asal
Selama Tahun 2000

								(Kg)
No.	Negara Tujuan	Januari	Februari	Maret	April	Mei	Juni	
(1)	(2)	(3)	(4)	(5)	(6)	(7)	(8)	
1.	Australia	78 347	25	-	-	103	-	
2.	China	-	-	-	-	109 750	-	
3.	Perancis	1 828	-	-	-	-	-	
4.	Jerman	930	-	-	-	-	-	
5.	India	-	-	-	-	-	-	
6.	Indonesia	-	-	-	-	-	-	
7.	Italia	-	-	-	-	-	1 414 500	
8.	Jepang	4 893	-	-	-	-	-	
9.	Malaysia	-	-	109 550	-	-	-	
10.	Panama	-	-	-	-	-	-	
11.	Saudi Arabia	-	-	-	-	-	-	
12.	Singapore	68 330	-	-	-	-	-	
13.	Switzerland	2 369	-	-	-	-	-	
14.	Taiwan, Prov. Of China	-	-	-	-	-	-	
15.	Thailand	-	1 339 450	-	-	109 976	2 000 100	
16.	Inggris	1 377	-	-	-	-	-	
17.	Amerika Serikat	595	68	-	-	14 500 000	124 000	
J U M L A H		158 669	1 339 543	109 550	-	14 719 829	3 538 605	

Lanjutan Tabel 14.5.

(Kg)

No.	Negara Tujuan	Juli	Agustus	September	Oktober	November	Desember	Total Impor
(1)	(2)	(3)	(4)	(5)	(6)	(7)	(8)	(9)
1.	Australia	423	1 271	-	-	-	-	80 169
2.	China	-	-	68 800	-	-	-	178 550
3.	Perancis	-	-	-	-	-	-	1 828
4.	Jerman	-	-	-	-	-	-	930
5.	India	-	-	724 215	-	-	-	724 215
6.	Indonesia	1	346 841	-	-	-	-	346 842
7.	Italia	-	-	-	-	-	-	1 414 500
8.	Jepang	-	-	-	-	-	-	4 893
9.	Malaysia	-	-	-	-	-	-	109 550
10.	Panama	-	-	136 000	-	-	-	136 000
11.	Saudi Arabia	-	-	-	90 000	-	-	90 000
12.	Singapore	-	-	-	180 000	-	-	248 330
13.	Switzerland	-	-	-	-	-	-	2 369
14.	Taiwan, Prov. Of China	-	20 000	-	-	-	-	20 000
15.	Thailand	10 000	60	992	-	151 000	-	3 611 578
16.	Inggris	-	-	-	-	-	-	1 377
17.	Amerika Serikat	-	110 162	1 974 000	680 000	-	-	17 388 830
J U M L A H		10 424	478 334	2 904 007	447 978	151 000	-	24 359 961

Tabel 14.6.
 Nilai Impor Nusa Tenggara Timur (*FOB Value*) Menurut Negara Asal
 Selama Tahun 2000

(US \$)

No.	Negara Tujuan	Januari	Februari	Maret	April	Mei	Juni
(1)	(2)	(3)	(4)	(5)	(6)	(7)	(8)
1.	Australia	1 822 219	95	-	-	25 519	-
2.	China	-	-	-	-	53 010	-
3.	Perancis	40 120	-	-	-	-	-
4.	Jerman	16 621	-	-	-	-	-
5.	India	-	-	-	-	-	-
6.	Indonesia	-	-	-	-	-	-
7.	Italia	-	-	-	-	-	501 923
8.	Jepang	54 426	-	-	-	-	-
9.	Malaysia	-	-	52 308	-	-	-
10.	Panama	-	-	-	-	-	-
11.	Saudi Arabia	-	-	-	-	-	-
12.	Singapore	1 113 865	-	-	-	-	-
13.	Switzerland	40 000	-	-	-	-	-
14.	Taiwan, Prov. Of China	-	-	-	-	-	-
15.	Thailand	-	478 921	-	-	53 131	846 886
16.	Inggris	14 546	-	-	-	-	-
17.	Amerika Serikat	11 370	256	-	-	3 099 170	112 868
J U M L A H		3 113 167	479 272	52 308	-	3 230 830	1 461 677

Lanjutan Tabel 14.6.

(US \$)

No.	Negara Tujuan	Juli	Agustus	September	Oktober	November	Desember	Total Impor
(1)	(2)	(3)	(4)	(5)	(6)	(7)	(8)	(9)
1.	Australia	17 908	2 243	-	-	-	-	1 867 984
2.	China	-	-	25 043	-	-	-	78 053
3.	Perancis	-	-	-	-	-	-	40 120
4.	Jerman	-	-	-	-	-	-	16 621
5.	India	-	-	2 320 684	-	-	-	2 320 684
6.	Indonesia	83	127 859	-	-	-	-	127 942
7.	Italia	-	-	-	-	-	-	501 923
8.	Jepang	-	-	-	-	-	-	54 426
9.	Malaysia	-	-	-	-	-	-	52 308
10.	Panama	-	-	110 550	-	-	-	110 550
11.	Saudi Arabia	-	-	-	41 831	-	-	41 831
12.	Singapore	-	-	-	110 550	-	-	1 224 415
13.	Switzerland	-	-	-	-	-	-	40 000
14.	Taiwan, Prov. Of China	-	7 280	-	-	-	-	7 280
15.	Thailand	3 904	27 748	663 300	-	110 550	-	2 184 440
16.	Inggris	-	-	-	-	-	-	14 546
17.	Amerika Serikat	-	19 046	2 638 125	262 979	-	-	6 143 825
J U M L A H		21 895	184 187	5 757 702	415 360	110 550	-	14 826 948

Tabel 15.1.
Ekspor Propinsi Nusa Tenggara Timur Januari s/d Desember 1998

Bulan	Nama Pelabuhan	Kode HS	Jenis Komoditi	Negara Tujuan	Volume (Kg)	Nilai FOB (US \$)					
(1)	(2)	(3)	(4)	(5)	(6)	(7)					
Januari	Elitari (U)	980110100	PEBT Agriculture & Related Processed Products	Singapur	1 125	320					
				Australia	27	485					
	Tenau	980110100	PEBT Agriculture & Related Processed Products	Hongkong	900	1 140					
	Kedindi/Reo	090111300	Coffee, not Roasted not Decaffeinate Robusta Oib	Jepang	100 000	182 500					
TOTAL						184 445					
Pebruari	Elitari (U)	980110200	PEBT Forestry & Related Processed Products	Taiwan	27 225	10 670					
				Tenau	030339000	Other Flat Fish Frozen	Jepang	1 019 000	938 277		
	Kedindi/Reo	090111300	PEBT Agriculture & Related Processed Products	Coffee, not Roasted not Decaffeinate Robusta Oib	610711000	Underpants and Briefs of Cotton	Filipina	180 000	130 500		
					620520000	Men's or Boy's Shirts of Cotton	Jerman	2 932	37 272		
					980110100	PEBT Agriculture & Related Processed Products	Inggris	1 000	67 025		
					980110100	PEBT Agriculture & Related Processed Products	Malaysia	46 035	1 522		
					980110100	PEBT Agriculture & Related Processed Products	Jepang	100 000	187 000		
					TOTAL						1 372 266
					Maret	Elitari (U)	030339000	Other Flat Fish Frozen	Jepang	345 000	136 000
									980110100	PEBT Agriculture & Related Processed Products	Singapur
Tenau	980110100	PEBT Agriculture & Related Processed Products	980110500	PEBT Electronic Product		Australia	180	239			
			980110100	PEBT Agriculture & Related Processed Products		Hongkong	990	466			
			980110200	PEBT Forestry & Related Processed Products		Singapur	536	119			
			980110500	PEBT Electronic Product		Australia	1 800	119			
			980110500	PEBT Electronic Product		Australia	6 474	16 307			
			980110900	PEBT Other Products N F S		Australia	900 835	4 222			
			090111300	Coffee, not Roasted not Decaffeinate Robusta Oib		Taiwan	15 098	21 450			
			TOTAL						1 071 093		
April	Elitari (U)	030339000	Other Flat Fish Frozen	Jepang	188 000	180 775					
				030343000	Skipjack or Stripe-Bellied Bonito Frozen	Jepang	160 000	172 000			
				330741000	"Agarbatti" and Other Odoriferous Preparations	Jepang	5 000	41 000			
	Tenau	030339000	Other Flat Fish Frozen	Jepang	222 620	189 289					
				030343000	Skipjack or Stripe-Bellied Bonito Frozen	Jepang	183 062	177 307			
				252329100	Portland Cement Type I	Australia	300 000	6 900			
				980110900	PEBT Other Products N F S	Jamaika	4 950	7 960			
				TOTAL						1 063 632	
Mei	Tenau	030339000	Other Flat Fish Frozen	Jepang	473 900	110 508					
				030342000	Yellowfin Tunas Frozen	Filipina	120 000	106 200			
				030343000	Skipjack or Stripe-Bellied Bonito Frozen	Jepang	2 783	2 873			
				030343000	Skipjack or Stripe-Bellied Bonito Frozen	Jepang	264 700	291 800			
				252329100	Portland Cement Type I	Myanmar	6 800 000	156 400			
				980110200	PEBT Forestry & Related Processed Products	Taiwan	36 720	3 716			

Lanjutan tabel 15.1

Bulan	Nama Pelabuhan	Kode HS	Jenis Komoditi	Negara Tujuan	Volume (Kg)	Nilai FOB (US \$)
(1)	(2)	(3)	(4)	(5)	(6)	(7)
Mei	Kedindi/Reo	26020000	Manganese Ores & Concentrates, With a Manganese Content >= 20%	Chili	10 000 000	468 000
	TOTAL				17 698 103	1 439 527
Juni	Elitari (U)	980110100	PEBT Agriculture & Related Processed Products	Hongkong	1 620	792
		980110900	PEBT Other Products N.F.S	Australia	113	1 155
	Tenau	030339000	Other Flat Fish Frozen	Jepang	416 787	381 288
		030342000	Yellowfin Tunas Frozen	Jepang	1 271	1 257
		030343000	Skipjack or Stripe-Bellied Bonito Frozen	Jepang	256 743	266 114
		252329100	Portland Cement Type I	Australia	500 000	11 980
		980110200	PEBT Forestry & Related Processed Products	Australia	1 053	1 965
		980110400	PEBT Handicraft & Related Products	Australia	24	16
	TOTAL				1 177 611	664 567
Juli	Tenau	030613000	Shrimps and Prawns Frozen	Jepang	97 593	92 620
		252329100	Portland Cement Type I	Australia	1 000 000	26 350
		980110200	PEBT Forestry & Related Processed Products	Australia	1 350	108
		980110300	PEBT Textile & Related Products	Kanada	80	2 155
	TOTAL				1 099 023	121 233
Agustus	Elitari (U)	980110100	PEBT Agriculture & Related Processed Products	Mauritius	54	35
				Australia	35	3 360
		980110200	PEBT Forestry & Related Processed Products	Australia	2 070	328
		980110300	PEBT Textile & Related Products	Australia	540	5 250
		980110500	PEBT Electronic Product	Australia	6	168
	Kedindi/Reo	090111300	Coffee, not Roasted not Decaffeinate Robusta Orb	Jepang	50 000	85 750
	TOTAL				52 705	94 891
September	Elitari (U)	980110300	PEBT Textile & Related Products	Australia	567	1 669
		980110900	PEBT Other Products N.F.S	Australia	237	45
	Linde	030269100	Marine Fish Fresh or Chilled	Malaysia	1 949	996
		090411390	Black Paper, Crushed or Ground	Malaysia	1 800	6 440
		330510000	Shampoos	Malaysia	1 530	966
		440200100	Coconut Shell Charcoal	Malaysia	2 196	2 208
		610462000	Women's Trouser & Short Knit/Crochet of Cotton	Malaysia	2 295	920
	Wangapu	030339000	Other Flat Fish Frozen	Jepang	130 173	124 872
	Tenau	090111300	Coffee, not Roasted not Decaffeinate Robusta Orb	Jepang	153 900	245 452
		160414100	Tuna, Skipjack and Bonito in Air Tight Containers	Jepang	104 628	106 800
		980110100	PEBT Agriculture & Related Processed Products	Hongkong	1 350	1 656
	Kedindi/Reo	090111300	Coffee, not Roasted not Decaffeinate Robusta Orb	Egypt	18 000	165 200
		090210100	Green Tea Packing <= 3Kg Leaf	Egypt	18 000	168 480
	TOTAL				7 517 947	3 024 831

Lanjutan tabel 15.1

Bulan	Nama Pelabuhan	Kode HS	Jenis Komoditi	Negara Tujuan	Volume (kg)	Nilai FOB (US \$)				
(1)	(2)	(3)	(4)	(5)	(6)	(7)				
Oktober	Pitiri (U)	030339000	Other Flat Fish Frozen	Jepang	362 171	276 278				
		030613000	Shrimps and Prawns Frozen	Jepang	30 313	24 397				
	Maumere Larantuka	980110300	PLBT Textile & Related Products	Australia	596	180				
		980110900	PLBT Other Products N.F.S	Hongkong	1 350	2 499				
		030339000	Other Flat Fish Frozen	Jepang	126 800	103 861				
		030343000	Skipjack or Stripe-Bellied Bonito Frozen	Jepang	390 000	446 808				
		030613000	Shrimps and Prawns Frozen	Jepang	71 982	227 304				
		281410000	Anhydrous Ammonia	Finland	1 610 000	217 350				
				Malaysia	1 000 000	135 000				
				Vietnam	2 300 000	264 500				
		Tenau	030339000	Other Flat Fish Frozen	Jepang	616 702	506 221			
		Kedindi/Reo	090111300	Coffee, not Roasted not Decaffeinate Robusta Ob	Pilipina	800 000	486 803			
	Jepang				100 000	165 200				
	Nopember	TOTAL			Jerman	108 000	168 480			
						7 517 947	3 024 831			
					Pitiri (U)	710121000	Unworked Cultured Pearls	Hongkong	4 385	3 282
						880211000	Helicopter of an Unladen Weight not Exceeding 2000 kg	Malaysia	1 755	7 938
						980110100	PLBT Agriculture & Related Processed Products	Hongkong	1 350	2 400
								Malaysia	22 140	3 401
					980110200	PLBT Forestry & Related Processed Products	Australia	900	9 438	
							USA	1 350	20	
					980110300	PLBT Textile & Related Products	Australia	636	2 161	
					980110400	PLBT Handicraft & Related Products	Hongkong	6 750	3 943	
Maumere Larantuka Tenau Kedindi/Reo					Australia	22 530	32 278			
					Jepang	10 620	2 545			
					Jepang	2 822	4 681			
					Hongkong	3 171	12 078			
					Australia	3 800	18 689			
					Jepang	158 000	117 950			
					India	100 000	100 000			
					Hongkong	900	18 885			
						030339000	Other Flat Fish Frozen	Jepang	113 820	81 185
	030343000	Skipjack or Stripe-Bellied Bonito Frozen	Jepang	100 000	78 500					
Tenau	030339000	Other Flat Fish Frozen	Jepang	713 375	520 499					
Kedindi/Reo	252329100	Portland Cement Type I	Australia	540 000	13 600					
	030191900	Trout Other Than Fish Fry	Hongkong	3 150	31 125					
TOTAL				Egypt	36 000	59 700				
					1 847 454	1 127 298				

Lanjutan tabel 15.1

Bulan	Nama Pelabuhan	Kode HS	Jenis Komoditi	Negara Tujuan	Volume (Kg)	Nilai FOB (US \$)
(1)	(2)	(3)	(4)	(5)	(6)	(7)
Desember	Eltari (1)	980110300	PEBT Textile & Related Products	Australia	750	2 845
		980110400	PEBT Handicraft & Related Products	Australia	630	2 163
		980110900	PEBT Other Products N I: S	Australia	360	262
	TOTAL				1 740	5 240
TOTAL EKSPOR NUSA TENGGARA TIMUR					33 444 177	9 542 617

Tabel 15.2.
Ekspor Propinsi Nusa Tenggara Timur Januari s/d Desember 1999

Bulan	Nama Pelabuhan	Kode HS	Jenis Komoditi	Negara Tujuan	Volume (Kg)	Nilai FOB (US \$)
(1)	(2)	(3)	(4)	(5)	(6)	(7)
Januari	Tenau	010600199	Other Live Animals For Human Food Other Pure-Bred Breeding Animals	Singapore	1 104 000	27 600
	El Tari	252329100	Portland Cement Type I	Australia	1 350	2 358
	TOTAL				1.105.350	29 958
Maret	El Tari	030343000	Skipjack Or Stripe-Bellied Bonito Frozen	Japan	45	118
	Tenau	010600199	Other Live Animals For Human Food Other Pure-Bred Breeding Animals	Singapore	1 311 120	60 880
		520613000	Single Yarn Uncombed Fibres Not For Retail Sale, 192 31-232 56 Decitex	Cyprus	450	451
		980110200	Pest Forestry & Related Processed Products	Australia	1 997	2 867
		980110900	Pest Other Products N.F.S.	Australia	1 800	147
	Maumere	442010000	Statuettes And Other Ornaments, Of Woods	Australia	90 000	66 700
	TOTAL				1 405.412	131 163
Mei	Maumere	030339000	Other Flat Fish Frozen	Japan	1 000	6 000
		030343000	Skipjack Or Stripe-Bellied Bonito Frozen	Japan	55 636	40 027
	El Tari	030191900	Trout Other Than Fish Fry	Hong Kong	100	508
		490199000	Other Brochure, Leaflets And Similar	Australia	122 801	103 001
	Tenau	030199900	Other Live Fish	Singapore	3 066 000	150 000
		890190900	Other Vessel For The Transport Of Goods	Australia	102 000	57 534
TOTAL				3.347.537	357 070	
Juni	Tenau	030342000	Yellowfin Tunas Frozen	Japan	7 204	1 801
		030343000	Skipjack Or Stripe-Bellied Bonito Frozen	Japan	23 295	12 790
		010310000	Live Swine Pure-Bred Breeding Animals	Malaysia	10 000	2 504
		442010000	Statuettes And Other Ornaments, Of Woods	Australia	98 637	51 155
	TOTAL				139.136	71 250
Juli	Kedindi	110819000	Other Starches	Malaysia	54 000	64 800
		090111200	Coffee, Not Roasted Not Decaffeinated Arabica Wib	Germany	84,900	118 860
	TOTAL				138.900	183 660
Agustus	El Tari	030343000	Skipjack Or Stripe-Bellied Bonito Frozen	Japan	688	2 000
	Tenau	090111200	Coffee, Not Roasted Not Decaffeinated Arabica Wib	Japan	9	14
		140110000	Bamboos	Australia	353 259	175 633
		630419200	Bedspreads Of Cotton	Australia	2 000	130
		640391100	Other Footwear Covering The Ankle For Men's And Boy's Shoes	Australia	2	3
		851999900	Other Sound Reproducers	Australia	2	4
		852812000	Colour Reception Apparatus For Television	Australia	58	84
		940330900	Other Wooden Furniture Of A Kind Used In Offices	Australia	101	147
		940370000	Furniture Of Plastics	Australia	375	500

Lanjutan tabel 15.2

Bulan	Nama Pelabuhan	Kode HS	Jenis Komoditi	Negara Tujuan	Volume (Kg)	Nilai FOB (US \$)
(1)	(2)	(3)	(4)	(5)	(6)	(7)
Agustus	Kediri	010310000	Live Swine Pure-Bred Breeding Animals	Malaysia	36 000	43 740
		090111200	Coffee, Not Roasted Not Decaffeinated Arabica Wib	Germany	133 836	178 317
				Belgium	54 000	65 070
	TOTAL				580 330	465.632
September	Ba'a	030342000	Yellowfin Tunas Frozen	Japan	45 276	2 478
	El Tari	030343000	Skipjack Or Stripe-Bellied Bonito Frozen	Japan	900	2 738
	Tenau	030343000	Skipjack Or Stripe-Bellied Bonito Frozen	Japan	157 354	80 809
		090111200	Coffee, Not Roasted Not Decaffeinated Arabica Wib	Japan	95 039	49 138
	Kalabahi	854430000	Ignition Wiring Set & Oth. Wiring Set Of A Kind Used In Vehicle, Aircraft	Japan	866	173 762
		680299000	Other Stone	Singapore	237	11 461
	Maumere	852910910	Parts Of Aerial And Aerial Reflect-Ors Plug Into Pch Or Cabinet	Singapore	112 000	60 180
	Kediri	010310000	Live Swine Pure-Bred Breeding Animals	Malaysia	54 000	166 150
		090111200	Coffee, Not Roasted Not Decaffeinated Arabica Wib	Germany	103 396	132 500
	TOTAL				569 068	679.516
Oktober	El Tari	030343000	Skipjack Or Stripe-Bellied Bonito Frozen	Japan	271	716
		620453900	Women's Skirts & Divided Skirts Of Synthetic Fibres Other Than Batik	Australia	42	111
	Tenau	090111200	Coffee, Not Roasted Not Decaffeinated Arabica Wib	Germany	2 000	132
	Kediri	080119900	Other Coconut	Singapore	54 000	66.150
	Maumere	140110000	Bamboos	Australia	300 000	157 500
	TOTAL				356.313	224 609
Nopember	El Tari	030191900	Trout Other Than Fish Fry	Hong Kong	80	320
	Kediri	090111200	Coffee, Not Roasted Not Decaffeinated Arabica Wib	Japan	54 900	59 400
		010310000	Live Swine Pure-Bred Breeding Animals	Malaysia	155 438	188 148
	Maumere	090111200	Coffee, Not Roasted Not Decaffeinated Arabica Wib	Germany	1 750	10 500
	TOTAL				212.168	258 368
Desember	Tenau	030199900	Other Live Fish	Malaysia	500 000	21 787
	TOTAL				500 000	21.787
TOTAL NUSA TENGGARA TIMUR					8.354.214	2.423.023

Tabel 15.3.
Ekspor Propinsi Nusa Tenggara Timur Januari s/d Desember 2000

Bulan	Nama Pelabuhan	Kode HS	Jenis Komoditi	Negara Tujuan	Volume (kg)	Nilai FOB (US \$)
(1)	(2)	(3)	(4)	(5)	(6)	(7)
Januari	LI Tari	010310000	Live swine pure-bred breeding animals	Malaysia	2 406 000	3 790 570
		121299100	Emping melinjo	Malaysia	29 250	4 737
		440200100	Coconut shell charcoal	Malaysia	16 250	2 632
		890400900	Other tugs and pusher craft	Australia	6 500	1 053
	TOTAL				2458000	3798992
Februari	Ende/Api	030613000	Shrimps and prawns frozen	Jepang	16 309	8 629
	TOTAL				16309	8629
Maret	Ende/Api	030199900	Other live fish	Hong Kong	19 267	9 236
		030343000	Skipjack or stripe-belled bonito frozen	Jepang	2 592	1 243
		010310000	Live swine pure-bred breeding animals	Malaysia	220 000	9 900
		252329100	Portland cement type I	Ethiopia	1 000	137
	TOTAL				242859	20516
April	Ende/Api	030342000	Yellowfin tunas frozen	Jepang	2 327	28 311
		030269100	Marine fish fresh or chilled	Singapore	1 399 711	316 070
		030343000	Skipjack or stripe-belled bonito frozen	Jepang	15 449	8 262
		271000290	Other motor spirit	FD SFS Of Micronesia	87 320	46 696
	TOTAL				1504807	399339
Mei	LI Tari	030343000	Skipjack or stripe-belled bonito frozen	Jepang	4	98
		840999000	Other sport footwear of rubber for men's and boy shoes	Australia	550	1 597
		030613000	Shrimps and prawns frozen	Jepang	2 520 682	636 692
		030613000	Shrimps and prawns frozen	Australia	1 30958	70630
	TOTAL				271000290	39375
Juni	Maumere	030343000	Skipjack or stripe-belled bonito frozen	Jepang	2660944	748392
		030612000	lobsters frozen	Netherland	1000	6000
		030613000	Shrimps and prawns frozen	Australia	62	1354
		080290120	Almond nuts shelled	Australia	200 000	150 768
		252329100	Portland cement type I	Australia	81 979	361 777
		252329100	Portland cement type I	FD SFS Of Micronesia	905	493
		252329900	Other portland cements	FD SFS Of Micronesia	37 200	6 658
		271000290	Other motor spirit	FD SFS Of Micronesia	15 000	785
		441229000	Other plywood cont partiele wood at least 1 ply tropical wood	United Arab Emirates	2573182	663812
		845210000	Sewing Machines of the household type	FD SFS Of Micronesia	15640	9638
	TOTAL				2924968	1201285

Lanjutan tabel 15.3

Bulan	Nama Pelabuhan	Kode HS	Jenis Komoditi	Negara Tujuan	Volume (Kg)	Nilai FOB (US \$)
(1)	(2)	(3)	(4)	(5)	(6)	(7)
Juli	El Tari	540710900	Woven fabric from high tenancy yarn of synth filmt yarn dyed, print % other	Saudi Arabia	1875	606
		030379100	Marine fish frozen	Thailand	2300	11696
	Waingapu Tenau	540772000	Other woven fabric containing \geq 85 % of synthetic filament dyed	Saudi Arabia	2213	15143
		030613000	Shrimps and prawns frozen	Australia	620 000	186 000
		030349000	Other tunas fish frozen	Hong Kong	6357	4572
		271000290	Other motor spirit	FD SIS Of Micronesia	47150	262095
		271000700	Residual fuel oils	Australia	3 385 711	917 778
		271000700	Residual fuel oils	FD SIS Of Micronesia	20300	7553
		790500100	Zinc plates, sheets, strip and foil not surface treated	FD SIS Of Micronesia	20300	7553
		940370000	Furniture of plastics	FD SIS Of Micronesia	70067	6087
		TOTAL				4176273
Agustus	Tenau	030613000	Shrimps and prawns frozen	Jepang	50	732
		030613000	Shrimps and prawns frozen	Australia	800	109
		190530100	Sweet biscuits	FD SIS Of Micronesia	18564	126235
		252310000	Cements clinker	Bangladesh	9000	10956
		270112000	Bituminous coal	Taiwan Prov Of China	15400 000	192500
		271000290	Other motor spirit	FD SIS Of Micronesia	38 900 000	797450
		360300000	Safety fuses, detonating fuses, per cussion or detonating caps	FD SIS Of Micronesia	2881595	783528
		730900000	Reservoir tank vat and similar containers for material capacity \geq 300 l	FD SIS Of Micronesia	25	72
		940130000	Swivel seats with variable height adjustment	FD SIS Of Micronesia	50	360
		940161000	Other seats with wooden frames upholstered	FD SIS Of Micronesia	250	605
		940171000	Other seats with metal frames upholstered	FD SIS Of Micronesia	300	1152
		940330900	Other wooden furniture of a kind used in offices	FD SIS Of Micronesia	200	207
		940350000	Wooden furniture of a kind used in the bedroom	FD SIS Of Micronesia	230	691
		940360000	Other wooden	FD SIS Of Micronesia	680	1231
940370000	Furniture of plastics	FD SIS Of Micronesia	4000	19288		
961000000	Slate & board, with writing/drawing surface, whether or not framed	FD SIS Of Micronesia	150	112		
TOTAL				57215894	1934928	
September	Maumere Tenau	030613000	Shrimps and prawns frozen	Australia	700	4200
		010310000	Live swine pure-bred breeding animals	Malaysia	12480	1853
		060310000	Fresh cut flowers for ornamental purposes	Australia	67162	350034
		940150900	Other seats cane, osier, bamboos	FD SIS Of Micronesia	14562	99021
TOTAL				94904	455108	

Lanjutan tabel 15.3

Bulan	Nama Pelabuhan	Kode HS	Jenis Komoditi	Negara Tujuan	Volume (kg)	Nilai FOB (US \$)		
(1)	(2)	(3)	(4)	(5)	(6)	(7)		
Oktober	Tenau	030199900	Other live fish	Malaysia	23091	7258		
		120300000	Copra	Malaysia	109138	626002		
		170112000	Beet sugar	Malaysia	33948	5658		
		330510000	Shampoos	FD SIS OF Micronesia	2052	312		
		392210000	Baths, shower-baths and wash-basins of plastics	FD SIS OF Micronesia	1	8975		
		392330000	Carboys, bottles, flasks and similar articles of plastics	FD SIS OF Micronesia	871	274		
		392410000	Tableware and kitchenware	FD SIS OF Micronesia	1360	427		
		460120900	Other mats, matting screens of vegetable material	FD SIS OF Micronesia	68089	21401		
		630190900	Other blankets and travelling rugs	FD SIS OF Micronesia	86179	27086		
		630699900	Other camping goods of other textile materials	FD SIS OF Micronesia	15091	4743		
		761519100	Other table kitchen not pot scourers and scouring pads and the like	FD SIS OF Micronesia	34398	10812		
		821192190	Other knives cutting blades for agricultural with no handle of metal	FD SIS OF Micronesia	73760	23184		
		TOTAL					447978	736162
		Nopember	El Tari	030199900	Other live fish	Hong Kong	40	67
El Tari	871494000		Brake incl coaster braking hub&hubs brake, and part thereof	FD SIS OF Micronesia	68	1000		
Tenau	030110920		Fresh water ornamental fish (live)	Singapore	7799	5230		
	030342000		Yellowfin tunas frozen	Jepang	1000	137		
	030343000		Skipjack or stripe-bellied bonito frozen	Jepang	1403	605		
	030611000		Rock lobsters & other sea crawfish frozen	Australia	168596	72677		
	030612000		Lobsters frozen	Australia	3702	25173		
	030613000		Shrimps and prawns frozen	Australia	260	1313		
	271000290		Other motor spirit	FD SIS OF Micronesia	89456	528412		
	271000290		Other motor spirit	Portugal	1473643	495699		
	701110100		Glass envelopes for electric lamps	China	808573	203294		
TOTAL					2554540	1333607		
Desember	El Tari	160414100	Tuna, skipjack and bonito in airtight containers	United States	100	288		
	Baa	030613000	Shrimps and prawns frozen	Australia	15218	17717		
	Tenau	030613000	Shrimps and prawns frozen	Jepang	13	534		
		050610000	Oyster and bones treated with acid	Australia	44670	291756		
		271000290	Other motor spirit	FD SIS OF Micronesia	19200	111360		
		440920923	Rounded wood or the like of non coniferous of jati, ramai, ulin	Singapore	3938028	1308608		
		440920925	Rounded wood or the like of non coniferous of cempaka, kapur, kertuing	Singapore	316581	299144		
		440920993	Other worked wood non coniferous of jati, ramai, ulin	Singapore	8889	8400		
		440920995	Other worked wood non coniferous of cempaka, kapur, kertuing	Singapore	62379	58945		
		441890000	Other builders of wood	Singapore	22660	21412		
		610349000	Men/boy' trouser, bib&brace overall breeches & shorts of oth tex mat	FD SIS OF Micronesia	345320	326301		
		610590000	Man's or boy's shirts of other textile materials	FD SIS OF Micronesia	14	173		
		640419110	Other sport footwear of rubber for men's and boy's shoes	FD SIS OF Micronesia	27	338		
	TOTAL					4773129	2444976	
TOTAL NUSA TENGGARA TIMUR					79070605	14501318		

Tabel 15.4.
Impor Propinsi Nusa Tenggara Timur Januari s/d Desember 1998

Bulan	Nama Pelabuhan	Kode HS	Jenis Komoditi	Negara Asal	Volume (kg)	Nilai CIF (US \$)
(1)	(2)	(3)	(4)	(5)	(6)	(7)
Januari	Kupang	732690000	Other Articles of Iron or Steel	Australia	59	251
	Tenau	842542000	Other Jacks and Hoists, Hydraulic	Australia	94	207
		071230000	Mushrooms and Truffles Dried	China	566	1 246
	TOTAL				719	1 707
Pebruari	Kupang	850231000	Other Generating Set With Wind-powered	USA	30	1 703
	Tenau	100630000	Semi-milled or Wholly Milled Rice, Whether or not Polished or Glazed	Vietnam	32 486	419 768
	TOTAL				32 516	421 471
Maret	Kupang	120710000	Palm Nuts and Kernels	Papua New Guinea	35	1 219
	TOTAL				35	1 219
April	Kupang	490290000	Other Periodicals	Australia	1	131
	Tenau	490300000	Children's Picture, Drawing or Colouring Books	Australia	1	19
		491199000	Other Printed Matter	Australia	1	11
		731589000	Other Chain	Australia	1	14
		820750000	Tools for Drilling, Other Than for Rock Drilling	Jepang	1	9
		820760000	Tools for Boring or Broaching	Australia	129	2 524
		841319000	Other Pumps Designed to be Fitted W/a Measuring Devices	Jepang	9	145
		841381000	Other Pumps	Australia	2	43
		841391000	Parts of Pumps	Australia	59	242
		842121000	Machinery for Filtering/Purifying Water	Australia	1	10
		842420000	Spray Guns and Similar Appliances	Australia	7	173
		842619900	Other Derricks and Cranes	Jepang	6	141
		843049000	Other Boring and Sinking Machinery	Jepang	3 611	70 598
		843120100	Parts, Self-propelled Truck Powered by an Electric Motor	Jepang	3 554	69 491
		843120200	Parts of Other Self-propelled Truck	Jepang	1	2
		843141200	Buckets, Shovels, Grabs and Grips of Heading no. 84.29	Jepang	3 647	71 304
		843143000	Parts of Boring/Sinking Machinery of Subheading no. 8431.41 or 8431.4	Jepang	129	2 524
	853690400	Cable Connector and Socket Cable for IC & Printed Circuit	Australia	1	0	
	853910100	Sealed Beam Lamp Units for Automobiles	Australia	1	4	
	853929000	Other Filament Lamp	Australia	1	15	
	890400900	Other Tugs and Pusher Craft	Jepang	15	241	
	070310100	Onions Fresh or Chilled	Thailand	4 062	79 421	
	TOTAL				15 240	297 071
Mei	Tenau	681599000	Other Articles of Other Mineral Substances	Australia	1	4
		820600000	Tools of the Heading Nos. 82.02 to 82.05, put Up in Set for Retail Sale	Australia	1	6
		821599000	Other Spoons, Forks, Ladles etc., not Plated with Precious Metal	Australia	1	12
		847141100	'Main-frame' Computers	Australia	1	6
		120710000	Palm Nuts and Kernels	Palestina	1	378
	TOTAL				5	406

Lanjutan tabel 15.4.

Bulan	Nama Pelabuhan	Kode HS	Jenis Komoditi	Negara Asal	Volume (kg)	Nilai CIF (US \$)
(1)	(2)	(3)	(4)	(5)	(6)	(7)
Juni	Kupang	841459900	Other Fans for Other Purposes	Malaysia	70	1 767
	TOTAL				70	1 767
Juli	Kupang	350691100	Marine Glue	Australia	1	30
		490290000	Other Periodicals	Australia	5	152
		851721000	Facsimile Machines	Australia	1	12
		851790900	Other Parts of Electric Apparatus for Line Telephony	Australia	5	121
		070310100	Onions Fresh or Chilled	Finland	1	18
	TOTAL				13	633
Agustus	Kupang	252310000	Cement Clmker	Caledonia	10 431 000	587 057
		360490000	Signalling Flares, Rain Rockets and the Likes	Australia	9 630 000	542 027
		360500000	Matches other than Pyrotechnic Articles	Australia	63	54
		360690900	Other Combustable Materials	Australia	3	2
		392042100	Corrugated Plates and Sheets of Polymers of Vinyl Chloride, Flexibl	Australia	6	5
		392610000	Office or School Supplies of Plastics	Australia	2	2
		392620000	Articles of Apparel and Clothing Accessories of Plastics	Australia	1	15
		401519000	Other Gloves of Rubber	Australia	2	53
		490199000	Other Brochure, Leaflets and Similar	Australia	5	68
		490290000	Other Periodicals	Australia	1	26
		620193990	Other Man's Wind-jacket of Man Made Fibres	Australia	1	14
		820570000	Vices, Clamps and the Like	Australia	3	60
		821599000	Other Spoons, Forks, Ladles etc not Plated with Precious Metal	Australia	4	87
		830400000	Filing Cabinets, Card-index Cabinet Pager/Pen Trays, Paper Rests etc	Australia	1	4
		841381000	Other Pumps	Australia	144	123
		841480100	Pumps	Australia	72	61
		842121000	Machinery for Filtering/Purifying Water	Australia	33	698
		847190000	Other of Data Processing Machines and Units Thereof	Australia	5	94
		848180990	Other Appliances Used in Pressure Machinery	Australia	3	101
		851650000	Microwave Ovens	Australia	1	11
		851721000	Facsimile Machines	Australia	242	207
		853949000	Ultra Violet or Infra Red Lamps	Australia	7	145
		853990000	Parts of Ultra Violet or Infra Red Lamps, Arc Lamps	Australia	28	24
		120710000	Palm Nuts and Kernels	Malaysia	38	32
	TOTAL				20 061 665	1 130 970

Lanjutan tabel 15.4.

Bulan	Nama Pelabuhan	Kode HS	Jenis Komoditi	Negara Asal	Volume (Kg)	Nilai CIF (US \$)		
(1)	(2)	(3)	(4)	(5)	(6)	(7)		
September	Tenau	100630000	Semi-milled or Wholly Milled Rice, Whether or not Polished or Glazed	Vietnam	8 152 050	2 285 793		
		391732000	Other Tubes, not Reinforced without Fittings	Armenia	22 350 004	6 345 219		
		400930000	Pipes and Hoses of Vulcanised Rubber, Reinforced with Text Material	Australia	6 550 000	2 007 739		
		480990000	Other Carbon Paper in Rolls or Sheets	Australia	1	22		
		482370900	Other Moulded or Pressed Articles	Australia	4	54		
		490290000	Other Periodicals	Australia	15	260		
		760519900	Other Aluminium Wire, not Alloyed	Australia	1	25		
		820570000	Vices, Clamps and the Like	Australia	1	9		
		842511000	Pulley Tackle and the Hoists for Raising Vehicles Powered by Electric Motor	Australia	3	59		
		842511000	Pulley Tackle and the Hoists for Raising Vehicles Powered by Electric Motor	Australia	4	51		
		070310100	Onions Fresh or Chilled	Iceland	4	51		
			TOTAL				2 000	992
		Oktober	Kupang	490199000	Other Brochure, Leaflets and Similar	Australia	37 054 083	10 610 226
490290000	Other Periodicals			Australia	2	28		
620463910	Women's Flyers Coverall Trousers of Synthetic Fibres			Australia	2	25		
630231000	Other Bed Linen of Cotton Batik			Australia	5	176		
732490900	Other Sanitary Ware			Australia	5	176		
821599000	Other Spoons, Forks, Ladles etc. not Plated with Precious Metal			Australia	2	28		
850940000	Food Grinders and Mixers, Fruit or Vegetable Juice Extractors			Australia	27	355		
950390000	Other Toys			Australia	2	12		
846229000	Other Bending, Folding/Straightening Machines			Australia	1	15		
020130000	Meat of Bovine Animals, Fresh or Chilled Boneless			Australia	2	14		
	Maumere						345	2 387
	TOTAL						393	3 216
November	Kupang			300650000	First Aid Boxes and Kits	Australia	60 000	29 659
		391710990	Artificial Guts of other Cellulosic Material	Australia	1	48		
		392330000	Carboys, Bottles, Flasks and Similar Article of Plastics	Australia	6	51		
		392690300	Sealing Tape and Thread Tape of Artificial Plastics	Australia	1	28		
		482320100	Filter Paper	Australia	6	50		
		490290000	Other Periodicals	Australia	4	238		
		590900900	Other Hosepiping and Similar	Australia	2	16		
		853630000	Other Apparatus for Protecting Electrical Circuit for Voltage > 1000	Australia	9	69		
		853650100	Make&break Switch of a Kind Used in domestic Wire Press < 500V, cap: 20	Australia	18	1 175		
		871500000	Baby Carriages and Parts Thereof	Australia	18	986		
		900140000	Spectacle Lenses of Glass	Australia	1	6		
		100620000	Husked (Brown) Rice	USA	1	12		
			Maumere				293 750	41 751
							55 900	29 687
							100	467
							30 000	20 855 696
			Atapupu				61 649	29 993
	TOTAL				501 466	20 992 932		

Lanjutan tabel 15.4.

Bulan	Nama Pelabuhan	Kode HS	Jenis Komoditi	Negara Asal	Volume (kg)	Nilai CIF (US \$)
(1)	(2)	(3)	(4)	(5)	(6)	(7)
Desember	Fide	490290000	Other Periodicals	Australia	1	15
		842121000	Machinery for Filtering/Purifying Water	Australia	1	6
		851829000	Other Loudspeaker	Australia	5	87
		853910900	Other Sealed Beam Lamp Units	Australia	8	138
		900390000	Parts of Frames and Mountings	Australia	4	79
		900410000	Sunglasses	Australia	1	20
		900510000	Binoculars	Australia	2	39
		900580900	Other Instruments	Australia	4	69
		848410000	Gaskets and Similar Joints of Metal Sheetting Combined	USA	29	527
		848590900	Other Machinery Parts, N e s in Chapter 84	USA	26	1 347
		100630000	Semi-milled or Wholly Milled Rice, Whether or not Polished or Glazed	Tailand	1	78
		392690300	Sealing Tape and Thread Tape of Artificial Plastics	Australia	7 300 000	2 107 802
		853650900	Other Swiches for a Voltage ≤ 1000 V	Australia	14	20
		853669000	Other Plugs and Sockets	Australia	117	174
		853931900	Other Flourecent Lamp	Australia	134	199
		854411190	Winding Wire of Copper in Other Form	Australia	131	195
		730799000	Other Tubes or Pipe Fittings	USA	85	127
TOTAL					7 300 563	2 110 922
TOTAL NUSA TENGGARA TIMUR					64 966 768	35 602 540

Tabel 15.5.
Impor Propinsi Nusa Tenggara Timur Januari s/d Desember 1999

Bulan	Nama Pelabuhan	Kode HS	Jenis Komoditi	Negara Asal	Volume (kg)	Nilai CIF (US \$)	
(1)	(2)	(3)	(4)	(5)	(6)	(7)	
Januari	El Tari	391710990	Artificial Gums Of Other Cellulosic Material	Australia	1	40	
	El Tari	830241300	Other Mountings, Fittings & Similar Article Suitable For Motor Vehicle	Australia	2	43	
	El Tari	830241900	Oth. Mountings, Fittings And Similar Articles For Buildings	Australia	1	49	
	El Tari	851390000	Parts Of Portable Electric Lamps	Australia	3	96	
	Tenau	071230000	Mushrooms And Truffles Dried	China	6 600 000	1 881 000	
	Maumere	100630000	Semi-Milled Or Wholly Milled Rice Whether Or Not Polished Or Glazed	Thailand	710	7 366	
	TOTAL				6 600 747	1 888,691	
Maret	El Tari	350691900	Other Product Suitable As Adhesives	Australia	1 313 429	697 953	
	El Tari	590610000	Adhesive Tape Of A Width >= 20 Cm	Australia	45	945	
	El Tari	741021100	Copper Clad Lamination For Making PCB	Korea	204	255	
	El Tari	841320000	Hand Pumps Other Than Those Of Subheading No 8413 11 Or 8413 19	Australia	1	8	
	El Tari	847150100	Oth. Digital Processing Units With Cpu For Personal & Micro Computer	Australia	2	51	
	Tenau	030563000	Anchovies Salted	Thailand	7 700 000	2 221 450	
	Tenau	100630000	Semi-Milled Or Wholly Milled Rice, Whether Or Not Polished Or Glazed	Vietnam	5 000 000	2 427 587	
	Ipi / Ende	100620000	Basket (Brown) Rice	Japan	16 131	49 249	
	Ipi / Ende	741021100	Copper Clad Lamination For Making PCB	Taiwan	15 180	43 799	
		TOTAL				14,074 992	5,441,297
April	El Tari	100630000	Semi-Milled Or Wholly Milled Rice, Whether Or Not Polished Or Glazed	Taiwan	4	111	
	Tenau	030563000	Anchovies Salted	Thailand	1 000	221	
	Tenau	340319000	Other Lubricating Prep. Containing Petroleum Oils	Australia	5 000 000	1 337 500	
	Tenau	560730000	Twine Of Abaca (Manila Hemp Or Musa Textiles Nce)	Australia	205	218	
	Tenau	560811000	Made Up Fishing Net Of Textile Mat	Australia	109	115	
	Tenau	590610000	Adhesive Tape Of A Width >= 20 Cm	Australia	390	415	
	Tenau	732010100	Leaf Spring	Australia	44	46	
	Tenau	840890990	Other Compression-Ignition Internal Combustion	Australia	7	140	
	Tenau	871640000	Other Trailers And Semi Trailers	Australia	85	348	
		TOTAL				5 001,844	1,339 114
Mei	Tenau	071230000	Mushrooms And Truffles Dried	China	3 066 000	1 50 750	
	El Tari	100630000	Semi-Milled Or Wholly Milled Rice, Whether Or Not Polished Or Glazed	Taiwan	1	8	
	El Tari	650400000	Hats And Other Headgear, Plaited Or Made By Assemb. Strips Of Any Mate	Australia	73	427	
	El Tari	848320000	Bearing Housing, Incorporating Ball Or Roller Bearings	Australia	6	58	
	El Tari	848360000	Clutches And Shaft Couplings (Incl. Universal Joints)	Australia	2	20	
	El Tari	848390000	Parts Transmission Shafts & Cranks	Australia	1	11	
	El Tari	848410000	Gaskets And Similar Joints Of Metal Sheeting Combined	Australia	2	18	
	Tenau	890190900	Other Vessel For The Transport Of Goods	Panama	4 000 000	1 070 000	
		TOTAL				7,066 085	1,221 292

Lanjutan tabel 15.5.

Bulan	Nama Pelabuhan	Kode HS	Jenis Komoditi	Negara Asal	Volume (kg)	Nilai CIF (US \$)
(1)	(2)	(3)	(4)	(5)	(6)	(7)
Juni	Kedindi	070310100	Onions Fresh Or Chilled	China	209	7 703
	TOTAL				209	7.703
Juli	Tenau	030563000	Anchovies Salted	Thailand	7	14
	Tenau	320810190	Other Paints And Enamels Based On Polyesters	Australia	7 000 000	1 939 000
	Tenau	321490000	Other Painters Fillings	Australia	68	138
	Tenau	350691900	Other Product Suitable As Adhesives	Australia	2	3
	Tenau	391731000	Flexible Tubes Pipe And Hose, Having A Min. Burst Pressure Of 27.6 Mpa	Australia	14	28
	Tenau	391733000	Other Tubes, Not Reinforced With Fittings	Australia	95	193
	Tenau	391740000	Fittings	Australia	10	20
	Tenau	391890900	Floor Covering Of Other Plastic	Australia	51	104
	Tenau	732410000	Sinks And Wash Basins, Of Stainless	Australia	3	7
	Tenau	820412000	Adjustable Hand-Operated Spanners And Wrenches	Australia	3	7
	Tenau	820570000	Vices, Clamps And The Like	Australia	6	10
	Tenau	848180910	Oth. Appliances By Hand, Weight > 3 Kg Surface-Treated Or Of Nickel	Australia	3	6
	Tenau	848180990	Other Appliances Used In Pressure Machinery	Australia	14	29
	Tenau	850820000	Saws Of Electro-Mechanical Tools	Australia	2	3
	Tenau	853669000	Other Plugs And Sockets	Australia	3	6
	Tenau	853949000	Ultra Violet Or Infra Red Lamps	Australia	1	2
	Tenau	960340000	Paint, Distemper, Varnish/SmI Brush (Oth Than Subhead 960330) Paint Pa	Australia	16	32
	TOTAL				7 000 298	1.939 602
Agustus	Tenau	030563000	Anchovies Salted	Thailand	6 300 000	1 845 900
	Tenau	100630000	Semi-Milled Or Wholly Milled Rice, Whether Or Not Polished Or Glazed	China	5 000 000	2 536 083
	Tenau	100630000	Semi-Milled Or Wholly Milled Rice, Whether Or Not Polished Or Glazed	Thailand	6 850 000	1 897 450
	TOTAL				18 150 000	6.279.433
September	El Tari	110819000	Other Starches	United Kingdom	1 060	80 637
	El Tari	251110000	Natural Barium Sulphate (Barytes)	Indonesia	231 389	13 229
	El Tari	281530000	Peroxides Of Sodium Or Potassium	Singapore	652 336	36 052
	El Tari	282490000	Other Lead Oxides	Singapore	861	1 718
	El Tari	283421000	Nitrates Of Potassium	Singapore	1 031	2 057
	El Tari	283620000	Disodium Carbonate	Singapore	682	1 361
	El Tari	283650900	Other Calcium Carbonate	Singapore	1 529	3 050
	El Tari	310420000	Potassium Chloride	Singapore	1 166	2 925
	El Tari	382440000	Prepared Additives For Cemets, Mortars Or Concretes	Norway	2 212	4 413
	El Tari	391231000	Carboxymethylcellulose And Its Salt	Singapore	7 000	8 899
	El Tari	820719000	Other Rock Drilling Or Earth Boring Tools, Including Parts	Italy	71 778	149 184
	Tenau	030563000	Anchovies Salted	Thailand	27 188	168 341
	Tenau	130190100	Gum	United Kingdom	111 236	62 460
	Tenau	140490200	Coconut Shell	United Kingdom	42 053	23 613

Lanjutan tabel 15.5.

Bulan	Nama Pelabuhan	Kode HS	Jenis Komoditi	Negara Asal	Volume (kg)	Nilai CIF (US \$)
(1)	(2)	(3)	(4)	(5)	(6)	(7)
Tenau		250810000	Bentonite	United Kingdom	2 296	1 289
Tenau		251110000	Natural Barium Sulphate (Barytes)	United Kingdom	38 407	21.566
Tenau		252510000	Crude Mica And Mica Riffed Into Sheets Or Splittings	United Kingdom	118 278	66 414
Tenau		270210000	Lignite, Whether Or Not Pulverised, But Not Agglomerated	United Kingdom	18 085	10 155
Tenau		271490000	Other Natural Bitumen And Asphalt	United Kingdom	1.437	807
Tenau		283650900	Other Calcium Carbonate	United Kingdom	12 450	6 991
Tenau		283690000	Other Carbonates	United Kingdom	10 611	5 958
Tenau		290514000	Other Butanols	United Kingdom	15 993	8 980
Tenau		291814000	Citric Acid	United Kingdom	60 000	89 843
Tenau		292129000	Other Ayclic Polyammes	Amerika	4 773	2 680
Tenau		340220210	Detergents, Liquid D65	United Kingdom	41	602
Tenau		380290900	Animal Black Incl Spent Animal Black	United Kingdom	4.896	2 749
Tenau		380400000	Residual Lyes From The Manufacture Of Wood	United Kingdom	18 958	10 645
Tenau		381590000	Other Reaction Initiators	United Kingdom	21 441	12.039
Tenau		382440000	Prepared Additives For Cemets, Mortars Or Concretes	Indonesia	25 570	14 358
Tenau		382440000	Prepared Additives For Cemets, Mortars Or Concretes	Amerika	6 380	38 849
Tenau		382490900	Other Prepared Binders Not Copying Pastes	United Kingdom	1 650	4 884
Tenau		390690100	Other Aerilyc Polymes Liquids Or Pastes	United Kingdom	5 690	3 195
Tenau		390690900	Oth Arecylic Polymer In Other Forms	Germany	96 564	54 221
Tenau		391190900	Oth Petroleum Resins In Other Forms	United Kingdom	5 085	41 109
Tenau		391231000	Carboxymethylcellulose And Its Salt	United Kingdom	44 983	25 258
Tenau		391390000	Other Natural Polymers, In Primary Forms, Nes	United Kingdom	11 387	6 394
Tenau		401693000	Gaskets, Washers And Other Seals	Singapore	226 590	127 232
Tenau		730429000	Other Of Drill Pipe For A Kind Used In Drilling For Oil Or Gas	Japan	1 961	12 139
Tenau		730429000	Other Of Drill Pipe For A Kind Used In Drilling For Oil Or Gas	France	486 733	694 182
Tenau		730511000	Linc Pipe Longitudinally Submerged Arc Welded	Singapore	411 800	578 045
Tenau		730799000	Other Tubes Or Pipe Fittings	Japan	179 901	241 815
Tenau		730799000	Other Tubes Or Pipe Fittings	Singapore	2 865	8 182
Tenau		730799000	Other Tubes Or Pipe Fittings	Indonesia	25 472	157 714
Tenau		730810000	Bridges And Bridge-Sektions	Singapore	3 198	10 149
Tenau		730900000	Reservoir, Tank, Vat And Similar Containers For Material Capacity >300l	Amerika	25 661	158 889
Tenau		820719000	Other Rock Drilling Or Earth Boring Tools, Including Parts	Indonesia	3 636	25 125
Tenau		820719000	Other Rock Drilling Or Earth Boring Tools, Including Parts	Amerika	394	67 836
Tenau		820719000	Other Rock Drilling Or Earth Boring Tools, Including Parts	United Kingdom	2 680	218 077
Tenau		841480290	Compressor For Other Purposes	Amerika	130	36 039
Tenau		843143000	Parts Of Boring/Sinking Machinery Of Subheading No 8431.41 Or 8431.4	Singapore	4 364	30 150
Tenau		848190000	Parts Of Taps, Cocks, Valves And Similar Appliances	Singapore	6 320	39 134
TOTAL					3 064 504	3,394 663

Lanjutan tabel 15.5.

Bulan	Nama Pelabuhan	Kode HS	Jenis Komoditi	Negara Asal	Volume (Kg)	Nilai CIF (US \$)
(1)	(2)	(3)	(4)	(5)	(6)	(7)
Oktober	11 Tari	284590000	Other Isotopes	Amerika	14 933	15 000
	11 Tari	380690900	Other Esther Gums	United Kingdom	1 657	9 066
	11 Tari	381119000	Other Anti-Cnock Containing Petroleum Oil	Amerika	308	792
	11 Tari	391290900	Other Cellulose And Its Derivates In Other Forms	Amerika	20 987	40 856
	11 Tari	730429000	Other Of Drill Pipe For A Kind Used In Drilling For Oil Or Gas	Singapore	12 034	23 126
	11 Tari	731210110	Stranded Wire With Diameter > 64 Mm	United Kingdom	262	650
	11 Tari	731290000	Other Plaited Bands, Sling Of Iron Of Steel	United Kingdom	73 935	187 200
	11 Tari	731589000	Other Chain	United Kingdom	1 602	4 040
	11 Tari	732690000	Other Articles Of Iron Or Steel	Singapore	724	1 840
	11 Tari	732690000	Other Articles Of Iron Or Steel	United Kingdom	8 208	20 800
	11 Tari	841381000	Other Pumps	Singapore	65 527	165 936
	11 Tari	841381000	Other Pumps	Amerika	13 955	14 000
	11 Tari	841939000	Other Dryers	Amerika	315 863	316 743
	11 Tari	843143000	Parts Of Boring/Sinking Machinery Of Subheading No 8431 41 Or 8431 4	Singapore	84 274	84 484
	11 Tari	847431000	Concrete Or Mortar Mixers	Amerika	34 861	35 000
	11 Tari	847439000	Other Machine For Agglomerating	Amerika	33 177	33 281
	11 Tari	852039000	Oth Magnetic Tape Recorders Other-Than Audio/Cassette Type	Singapore	37 847	37 971
	11 Tari	860900000	Containers Equipped For Carriage By One Or More Modes Of Transport	United Kingdom	7 982	8 000
	11 Tari	890190900	Other Vessel For The Transport Of Goods	Panama	3 434	8 680
	11 Tari	940390200	Parts Of Furniture For Special Furniture For Printing Works	Amerika	1 279 000	791 437
	Tenau	070310100	Onions Fresh Or Chilled	Thailand	300	54 812
	Tenau	360200900	Other Prepared Explosives	Amerika	600	28 742
	Tenau	360300000	Safety Fuses, Detonating Fuses, Percussion Or Detonating Caps	Amerika	591	37 676
	Tenau	400950000	Pipes And Hoses Of Vulcanised Rubber, With Fittings	Amerika	576	18 486
	Tenau	820719000	Other Rock Drilling Or Earth Boring Tools, Including Parts	Indonesia	2 914	60 300
	Tenau	841381000	Other Pumps	Amerika	590	30 954
	Tenau	841480290	Compressor For Other Purposes	Amerika	1 214	25 125
	Tenau	843143000	Parts Of Boring/Sinking Machinery Of Subheading No 8431.41 Or 8431 4	Amerika	4 200	29 064
	Tenau	850211000	Generating Sets With Compression-Ignition < 75 Kva	Amerika	11 812	279 348
	Tenau	901580900	Other Instrument For Surveying	Amerika	500	24 120
	TOTAL				2 036 867	2 387 829
Nopember	11 Tari	100630000	Semi-Milled Or Wholly Milled Rice, Whether Or Not Polished Or Glazed	Thailand	48 126	45 000
	11 Tari	392190900	Other Form Of Animo Resin	Australia	9	120
	11 Tari	400940000	Pipes And Hoses Of Vulcanised Rubber, Reinforced With Other Materia	Australia	26	149
	11 Tari	482110000	Paper Or Paperboard Labels, Printed	Australia	8 021	8 000
	11 Tari	730429000	Other Of Drill Pipe For A Kind Used In Drilling For Oil Or Gas	Australia	4	63
	11 Tari	731210110	Stranded Wire With Diameter > 64 Mm	Amerika	56 147	47 840
11 Tari	820570000	Vices, Clamps And The Like	Australia	40 000	59 000	

Lanjutan tabel 15.5.

Bulan	Nama Pelabuhan	Kode HS	Jenis Komoditi	Negara Asal	Volume (Kg)	Nilai CIF (US \$)
(1)	(2)	(3)	(4)	(5)	(6)	(7)
El Tari		840999000	Other Parts Of Suitable Of Heading 84 07,87,08not For Aircraft Engines	Australia	2 080	2 000
El Tari		841381000	Other Pumps	Australia	68	509
El Tari		843110000	Parts Suitable For Use Solely/Principally Of Mach Of Head No 84 25	Australia	80	425
El Tari		843143000	Parts Of Boring/Sinking Machinery Of Subheading No 8431 41 Or 8431 4	Australia	21 063	22 500
El Tari		843143000	Parts Of Boring/Sinking Machinery Of Subheading No 8431 41 Or 8431 4	Amerika	144 378	129 400
El Tari		843143000	Parts Of Boring/Sinking Machinery Of Subheading No 8431 41 Or 8431 4	United Kingdom	339	6 000
El Tari		846694000	Parts For Machines Of Head No 84 62 Or 84 63	United Kingdom	1	7
El Tari		848140000	Safety Or Relief Valves	Australia	1	14
El Tari		848140000	Safety Or Relief Valves	Amerika	32 084	27 500
El Tari		848140000	Safety Or Relief Valves	United Kingdom	300	15 000
El Tari		848410000	Gaskets And Similar Joints Of Metal Sheeting Combined	Thailand	2 194	30 000
El Tari		848410000	Gaskets And Similar Joints Of Metal Sheeting Combined	Australia	16	220
El Tari		850152100	Other Ac Motors Multi-Phase 750w Output 7500w In Ckd Conditions	Australia	59	3 405
El Tari		890520000	Floating Or Submersible Drilling Or Production Platforms	Australia	14	78
El Tari		890790000	Other Floating Structures	Australia	140 616 605	70 000 000
El Tari		902620000	Instrument For Measuring Or Checking Pressure	Australia	256 673	226 800
Tenau		030563000	Anchovies Salted	Thailand	26 155	3 688 438
Tenau		681290000	Other Articles Of Asbestos	Singapore	10 499 000	2 308 450
Tenau		730722000	Threaded Elbows Bends And Sleeves Of Stainless Steel	Singapore	617	13 880
Tenau		730799000	Other Tubes Or Pipe Fittings	Singapore	3	64
Tenau		730900000	Reservoir Tank Vat And Similar Containers For Material Capacity >=300l	Singapore	185	3 970
Tenau		731010920	Other Containers Of Steel Casting Of A Capacity >= 50 l	Singapore	1 455	11 250
Tenau		731030990	Other Circular Cross Of Iron/Non Alloy Steel Withecapacity >= 50 l	Singapore	416	8 990
Tenau		731815100	Screws For Metal With Or Without Nut	Singapore	97	2 000
Tenau		731815200	Bolts For Metal With Or Without Nut	Singapore	63	1 414
Tenau		731821000	Spring Washers And Other Lock Washers	Singapore	3	80
Tenau		731824000	Cotters And Cotter-Pins	Singapore	478	10 572
Tenau		732190000	Parts Of Stoves Ranges Grates Cookers Barbeques Braziers Gas Ring	Singapore	705	15 200
Tenau		820570000	Vices Clamps And The Like	Singapore	286	6 180
Tenau		820719000	Other Rock Drilling Or Earth Boring Tools Including Parts	Singapore	294	6 600
Tenau		840890990	Other Compression-Ignition Internal Combustion	Singapore	6 271	190 410
Tenau		841381000	Other Pumps	Singapore	553	12 500
Tenau		841391000	Parts Of Pumps	Singapore	296	6 695
Tenau		841391000	Parts Of Pumps	Amerika	3 100	76 835
Tenau		843143000	Parts Of Boring/Sinking Machinery Of Subheading No 8431 41 Or 8431 4	Singapore	1 800	13 800
Tenau		843143000	Parts Of Boring/Sinking Machinery Of Subheading No 8431 41 Or 8431 4	Amerika	76 471	3 182 947
Tenau		848340000	Gears And Gearings Cham Sprockets Gear Boxes And Other Speed Changer	Singapore	990	37 792
Tenau		848420000	Mechanical Seal	Singapore	2 343	52 910

Lanjutan tabel 15.5.

Bulan	Nama Pelabuhan	Kode HS	Jenis Komoditi	Negara Asal	Volume (kg)	Nilai CIF (US \$)
(1)	(2)	(3)	(4)	(5)	(6)	(7)
	Tenau	853690400	Cable Connector And Socket Cable For IC & Printed Circuit	Singapore	1 916	41 290
	Tenau	854460000	Other Electric Conductors, For A Voltage Exceeding 1000 V	Amerika	3 895	83 939
	Tenau	860900000	Containers Equipped For Carriage By One Or More Modes Of Transport	Amerika	118	16 943
	Tenau	890520000	Floating Or Submersible Drilling Or Production Platforms	Singapore	26	3 618
	Tenau	901580900	Other Instrument For Surveying	Amerika	27 456 245	23 040 647
	TOTAL				179 315 469	103 461 474
Desember	PT Tari	300390100	Prep 2 Or More Mix Prod. Of Veg Anmol Or Minr Subs. In Measured Dosis	Australia	60	887
	Tenau	030563000	Anchovies Salted	Thailand	264	5 000
	Tenau	300650000	First Aid Boxes And Kits	Australia	14	26
	Tenau	401022000	Endless Transmission Belts Of Circum Ference 180-200 Cm	Australia	66	130
	Tenau	620193910	Men's Flyers Coverall-Wind-Jacket Of Man Made Fibres	Australia	4	6
	Tenau	730799000	Other Tubes Or Pipe Fittings	Australia	327	646
	Tenau	730900000	Reservoir, Tank, Vat And Similar Containers For Material, Capacity > 300 l	Australia	14 055	27 628
	Tenau	731010990	Other Circular Cross. Of Iron/Non Alloy Steel With capacity > 50 l	Australia	34 391	640 500
	Tenau	731029900	Oth. Circular Crossect. Of Iron Or Non-Alloy Steel With Capacity <= 50 l	Australia	6 986	130 000
	Tenau	731210190	Stranded Wire, 3 Mm < Diameter < 64 Mm	Australia	7	16
	Tenau	731816000	Nuts	Australia	266	524
	Tenau	731819000	Other Thread Articles	Australia	18	33
	Tenau	731823000	Rivets	Australia	47	92
	Tenau	731829000	Other Non Thread Articles	Australia	1	1
	Tenau	732090000	Other Of Helical Springs Not Coupling Spring	Australia	152	302
	Tenau	820411000	Non Adjustable Hand-Operated Spanners And Wrenches	Australia	11	21
	Tenau	820540000	Screwdrivers	Australia	261	506
	Tenau	840220000	Super-Heated Water Boilers	Australia	21	40
	Tenau	841320000	Hand Pumps, Other Than Those Of Subheading No 8413 11 Or 8413 19	Australia	1 614	30 000
	Tenau	841340000	Concrete Pumps	Australia	330	652
	Tenau	841981000	Machinery For Making Hot Drinks Or For Cooking Or Heating Food	Australia	819	1 670
	Tenau	842129000	Other Filtering Or Purifying Water	Australia	2 955	55 000
	Tenau	842549000	Other Winches, Capstans	Australia	11 920	222 000
	Tenau	843143000	Parts Of Boring/Sinking Machinery Of Subheading No 8431 41 Or 8431 4	Australia	160	258
	Tenau	843490000	Parts Of Milking & Dairy Machineries	Australia	1 899	5 518
	Tenau	845090900	Other Parts Of Household Washing Machines	Australia	6 448	120 000
	Tenau	846029000	Other Grinding Machines Without Numerically Controlled	Australia	26	52
	Tenau	847141900	Oth. Digital Automatic Data Process Machines In The Same Housing	Australia	161	316
	Tenau	848110000	Pressure-Reducing Valves	Australia	5 910	110 000
	Tenau	848180990	Other Appliances Used In Pressure Machinery	Australia	83	162
	Tenau	848230000	Spherical Roller Bearings	Australia	9 339	174 000
	Tenau	848310000	Transmission Shafts (Including Cam Shafts And Crank Shaft) And Cranks	Australia	264	520

Lanjutan tabel 15.5.

Bulan	Nama Pelabuhan	Kode HS	Jenis Komoditi	Negara Asal	Volume (Kg)	Nilai CIF (US \$)
(1)	(2)	(3)	(4)	(5)	(6)	(7)
Tenau		848390000	Parts Transmission Shafts & Cranks	Australia	1 945	3 824
Tenau		848490000	Other Sets Or Assortments Of Gasket And Similar Joints	Australia	48	96
Tenau		850220000	Generating Sets With Spark-Ignition Internal Combustion Piston Engines	Australia	237	468
Tenau		850431900	Other Transformers Capacity < 1 Kva	Australia	4 834	90 000
Tenau		850490990	Other Parts Of Inductors	Australia	583	1 148
Tenau		853650100	Make & Break Switch Of A Kind Used In Cbm Free Wiring Press < 500v, Cap< 20	Australia	483	948
Tenau		853690900	Other Electrical Apparatus For A Voltage > 1000 V	Australia	416	818
Tenau		854690000	Other Electrical Insulators Of Any Materials	Australia	60	117
Tenau		901890000	Other Instruments And Appliances Used In Medical, Surgical Etc.	Australia	5 190	13 932
Tenau		903180000	Oth Measuring/Checking Instruments, Appliances And Machines	Australia	62	120
Tenau		903289000	Other Automatic Regulating/Controlling Instrumen	Australia	6 448	120 000
TOTAL					119 515	1 757 980
TOTAL NUSA TENGGARA TIMUR					242.430.530	129.119.081

Tabel 15.6.
Impor Propinsi Nusa Tenggara Timur Januari s/d Desember 2000

Bulan	Nama Pelabuhan	Kode HS	Jenis Komoditi	Negara Asal	Volume (Kg)	Nilai CIF (US \$)
(1)	(2)	(3)	(4)	(5)	(6)	(7)
Januari	Tenau	251830000	Agglomerated Dolomite (Including Faced Dolomite)	Singapore	10	10
		252329900	Other Portland Cements	Australia	3	4
		271129000	Other Petroleum In Gaseous Gasses	Singapore	3	50
		281122900	Other Silicon Dioxide	Singapore	1 745	1 751
		281420000	Ammonia In Aqueous Solution	Singapore	56	55
		282710000	Ammonium Chloride	Singapore	26	25
		283650900	Other Calcium Carbonate	Singapore	10	11
		284700100	Liquid Hydrogen Peroxide	Singapore	16	15
		285100900	Other Inorganic Compounds	Singapore	227	225
		321590900	Other Inks	Singapore	36	35
		400940000	Pipes And Hoses Of Vulcanised Rubber, Reinforced With Other Material	Singapore	1 850	1 847
		401022000	Endless Transmission Belts Of Circumference 180-200 Cm	Singapore	36	35
		401699390	Other Parts Of Rubber For Vehicle	Singapore	23	20
		481011200	Coated Writing and Printing Paper < 150 g	Singapore	3	4
		482340900	Other Recording Paper	Singapore	16	17
		482390900	Other Paper or Paperboard of Cellulose Fibre	Singapore	1 358	1 359
		701200000	Glass Inners For Vacuum Flasks Or For Other Vacuum Vessels	Singapore	161	160
		701310990	Other Glass Ware For Other Purpose	Singapore	105	105
		701790000	Other Lab Hyg Or Pharmaceutical Glassware	Singapore	30	28
		730429000	Other Oil Drill Pipe For A Kind Used In Drilling For Oil Or Gas	Australia	1 200	1 200
		730511000	Line Pipe Longitudinally Submerged Arc Welded	Australia	518	19 924
		730520000	Casing Of A Kind Used In The Drilling For Oil Or Gas	Australia	35	1 437
		730799000	Other Tubes Or Pipe Fittings	Singapore	4 037	168 707
		730799000	Other Tubes Or Pipe Fittings	Australia	643	642
		730890900	Other Structure Of Iron Or Steel	Singapore	225	7 000
		730900000	Reservoir, Tank, Vat and Similar Containers For Material, Capacity < 300 l	Australia	39	41
		731029900	Other Circular Crosssect Of Iron Or Non-Alloy Steel With Capacity <= 50 l	Jepang	36	37
		731815900	Other Screws and Bolts	Singapore	1 443	11 523
		731819000	Other Thread Articles	Australia	16	15
		731821000	Spring Washers And Other Lock Washers	Singapore	485	15 000
		731822000	Other Washer	Singapore	7	8
		731829000	Other Non Thread Articles	Singapore	58	48
		732690000	Other Articles Of Iron Or Steel	Australia	42	42
		820411000	Non Adjustable Hand-Operated Spanners And Wrenches	Singapore	828	8 980
		820719000	Other Rock Drilling Or Earth Boring Tools, Including Parts	Singapore	76	75

Lanjutan tabel 15.6.

Bulan	Nama Pelabuhan	Kode HS	Jenis Komoditi	Negara Asal	Volume (kg)	Nilai CIF (US \$)
(1)	(2)	(3)	(4)	(5)	(6)	(7)
		830590000	Oil Fitting For Loose-leaf Binders or Files, Letter Clips Etc. Inc. Parts	Singapore	12.499	12.500
		840510000	Produced Gas/Water Gas Generatprs. With/Without Their Pury, Acetylene	Perancis	122	120
		840999000	Other Parts Of Suitable Of Heading 84 07.87.08not For Aircraft Engines	Singapore	296	5.000
		841229000	Other Hydraulic Power Engine And Motor Not Linear Acting	Australia	187	187
		841340000	Concrete Pumps	Perancis	996	28.000
		841480900	Other Air Or Vacuum Pumps, Gas Compressors Or Fans	Perancis	30	500
		842511000	Pulley Tackle and Hoits For Raising Vehicles Powered By Electric Motor	Australia	148	2.500
		842519000	Other Pulley Tackle and Hoits For Raising Vehicles	Australia	4.427	48.000
		842531000	Other Winches ; Capstans With Powered By Electric Motor	Australia	3.019	85.000
		843049000	Other Boring Or Sinking Machinery	Amerika Serikat	311	3.370
		843143000	Parts Of Boring/Sinking Machinery Of Subheading No.8431 41 Or 8431 4	Singapore	76	1.278
		843143000	Parts Of Boring/Sinking Machinery Of Subheading No 8431 41 Or 8431 4	Australia	1.012	1.010
		846029000	Other Grinding Machines Without Numerically Controlled	Australia	57.343	1.535.250
		846090000	Oth.mach -tools For Polishing or Oth. Whise Finishing Metal/C ermet	Australia	4	120
		847141100	'Main Frame' Computers	Jepang	16	430
		847141900	Oth. Digital Automatic Data Process Machines In The Same Housing	Australia	1.243	21.000
		847149900	Oth. Than CPU For Personal Microcomp Presented In The Form Of System	Australia	1.212	23.733
		847160100	Printer	Jepang	3.187	30.000
		847160200	Display Monitor	Australia	408	6.900
		847160900	Other Input/Output Units Other Than Printer	Australia	48	450
		847180000	Other Units Of Automatic Data Processing Machmes	Singapore	53	500
		847180000	Other Units Of Automatic Data Processing Machines	Inggris	754	4.045
		847180000	Other Units Of Automatic Data Processing Machines	Perancis	308	5.200
		847330100	Parts & Access of The Machine Head NO. 8469 Plug Into Pcb or Cabinet	Australia	1.303	22.000
		847330900	Other Parts & Access of The Machines of Heading NO. 8469	Singapore	2.952	32.000
		847990000	parts Machines and Mech. Appliances Having Individual Functions	Australia	118	118
		848180400	Valves For Oxygen Hydrogen, Carbon Dioxide and Ammonia Cylinders	Singapore	2.357	72.726
		848180990	Other Appliances Used In Pressure Machinery	Australia	362	357
		848230000	Spheneal Roller Bearings	Singapore	2.120	65.150
		850211000	Generating Sets With Compression-Ignition - 75 Kva	Australia	14	10
		850220000	Generating Sets With Spark-Ignition Internal Combustion Piston Engines	Singapore	2.213	24.000
		850440200	Uninterruptable Power Supply	Jepang	210	209
		850440900	Other Static Converters	Australia	266	4.500
		852090900	Sound Recorders & Sound Reproduers - = 16 mm. Including Cameras 8 mm	Australia	47	450
		852692000	Radio Remote Control Apparatus	Singapore	415	4.500
		852719000	Other Reception Apparatus For Radio	Australia	178	3.000
		852821000	Colour Video Monitor	Australia	43	400
		852990100	Tuner For TV Receiver In Ckd	Australia	932	10.100
		852990990	Other Parts of Heading 8525-28	Australia	2	25
		853210000	Fixed Capacitor Designed For Use In 50/60 Hz Circuit & Capacity >0.5 Kva	Singapore	1.757	16.550

Lanjutan tabel 15.6.

Bulan	Nama Pelabuhan	Kode HS	Jenis Komoditi	Negara Asal	Volume (kg)	Nilai CIF (US \$)
(1)	(2)	(3)	(4)	(5)	(6)	(7)
		853339000	Wirewound Variable Resistors, For A Power Handling Capacity - 20 W	Singapore	7	8
		853400000	Printed Circuits	Singapore	224	223
		853590000	Other Electrical Apparatus For Switching	Singapore	5 232	5 211
		853610000	Fuses For A Voltage ≤ 1000 V	Singapore	3	4
		853649000	Other Relays	Singapore	47	42
		853650100	Make & Break Switch Of A Kind Used In Cnem L Lec Wiring Press - 500v, Cap: 20	Singapore	79	80
		853669000	Other Plugs And Sockets	Singapore	108	108
		853690200	Junction Boxes For electrical Apparatus ≤ 1000 V	Singapore	50	51
		853690900	Other Electrical Apparatus For A Voltage - 1000 V	Singapore	89	89
		853890000	Other Boards, Panels, Consoles, Desk, Cabinets of Heading No 85.37	Singapore	108	110
		853929000	Other Filament Lamp	Singapore	26	25
		853931200	Fluorencent Lamp	Singapore	1 391	1 390
		853949000	Ultra Violet Or Infra Red Lamps	Singapore	20	22
		854250000	Electronic Microassemblies	Australia	72	72
		854381000	Proximity Cards and Tags	Singapore	670	7 260
		854420100	Co-Axial Cable Fitted With Connectors	Singapore	671	670
		854420290	Oth Co-Axial Cable Not Fitted With Connectors	Australia	779	779
		854459990	Oth Elect Conductor 80 V Volt ≤ 1000 V Insulated With Other Materials	Australia	1 310	14 200
		860900000	Containers Equipped For Carriage By One Or More Modes Of Transport	Australia	2	20
		870870900	Other Road Wheels and Parts	Singapore	3 566	99 000
		890200000	Fishing Vessels, Factory Ships and Oth Vessels For Fishery Products	Singapore	95	96
		900791000	Parts and Accessories For Cameras	Australia	99	100
		900911000	Electrostatic Photo-copying Direct Process	Jerman	2	25
		901180000	Other Microscopes	Jepang	59	1 000
		901410000	Direction Finding Compasses	Australia	178	3 000
		901520000	Theodolites and Tacheometers	Australia	95	900
		901580900	Other Instrument For Surveying	Jepang	85	800
		901580900	Other Instrument For Surveying	Australia	355	6 000
		901580900	Other Instrument For Surveying	Jerman	64	2 000
		901831900	Other Syringes With or W/o Needles	Singapore	30	500
		902620000	Instrument For Measuring Or Checking Pressure	Australia	56	56
		902680000	Other Instruments or Apparatus For Measuring and Checking	Singapore	15 956	492 211
		902680000	Other Instruments or Apparatus For Measuring and Checking	Switserland	2 369	40 000
		902710000	Gas or Smoke Analysis Apparatus	Singapore	178	3 000
		902710000	Gas or Smoke Analysis Apparatus	Perancis	325	5 500
		902780000	Other Instruments and Apparatus For Physical or Chemical Analysis	Jepang	1 300	21 950
		902780000	Other Instruments and Apparatus For Physical or Chemical Analysis	Australia	95	1 600
		903010000	Instrument & Apparatus For Measuring or Detecting Ionising Radiations	Singapore	902	9 780
		903180000	Oth Measuring/Checking Instruments, Appliances And Machines	Singapore	115	115
		903180000	Oth Measuring/Checking Instruments, Appliances And Machines	Australia	494	7 077

Lanjutan tabel 15.6.

Bulan	Nama Pelabuhan	Kode HS	Jenis Komoditi	Negara Asal	Volume (Kg)	Nilai CIF (US \$)
(1)	(2)	(3)	(4)	(5)	(6)	(7)
		903180000	Oth Measuring/Checking Instruments, Appliances And Machines	Amerika Serikat	284	8 000
		903180000	Oth Measuring/Checking Instruments, Appliances And Machines	Jepang	623	10 501
		903180000	Oth Measuring/Checking Instruments, Appliances And Machines	Perancis	17	800
		903180000	Oth Measuring/Checking Instruments, Appliances And Machines	Jerman	864	14 596
		903210000	Thermostats	Singapore	510	8 600
		903289000	Other Automatic Regulating/Controlling Instrumen	Singapore	148	148
		960839000	Fountain, Stylograph And Other Pens	Singapore	300	300
		961210000	Ribbons	Singapore	197	195
	TOTAL				158 669	3 113 167
Februari	El Tari	100630000	Semi-Milled Or Wholly Milled Rice, Whether Or Not Polished Or Glazed	Amerika Serikat	68	256
		841382000	Liquid Elevators	Australia	6	23
		841490900	Other Parts of Pumps, Compressor or Fans	Australia	7	25
		850152900	AC Motors, Multi-Phase 750 W - Output <7500 W Other Than In Ckd	Australia	12	47
	Tenau	030563000	Anchovies Salted	Thailand	1 339 450	478 921
	TOTAL				1 339 543	479 272
Maret	Tenau	110100000	Wheat Or Meslin Flour	Malaysia	109 550	52 308
	TOTAL				109 550	52 308
Mei	El Tari	310230000	Ammonium Nitrate, Whether or Not In Aqueous Solution	Thailand	1	12
		847110000	Analogic or Hybrid Automatic Data Processing Machines	Australia	3	48
		847160100	Printer	Australia	20	6 043
		847190000	Other of Data Processing Machines and Units Thereof	Australia	6	2 007
		848130000	Check Valves	Australia	1	399
		848250000	Other Cylindrical Roller Bearings	Australia	13	182
		852790000	Other Radio-Broadcast Receivers Used In Motor Vehicles	Australia	4	61
		852990990	Other Parts of Heading 8525-28	Australia	30	9 097
		853650900	Other Switches For A Voltage < 60 V	Australia	26	7 682
	Ende/Ipi	110610000	Flour & Meal Of The Dried Leguminous Vegetables	Amerika Serikat	2 000 000	536 670
	Atapupu	100630000	Semi-Milled Or Wholly Milled Rice, Whether Or Not Polished Or Glazed	China	109 750	53 010
	Tenau	030563000	Anchovies Salted	Thailand	109 975	53 119
		110610000	Flour & Meal Of The Dried Leguminous Vegetables	Amerika Serikat	12 500 000	2 562 500
	TOTAL				14 719 829	3 230 830
Juni	El Tari	100630000	Semi-Milled Or Wholly Milled Rice, Whether Or Not Polished Or Glazed	Amerika Serikat	5	92
	Atapupu	190530100	Sweet Biscuits	Italy	1 414 500	501 923
	Tenau	100620000	Husket (Brown) Rice	Amerika Serikat	124 000	112 776
	Kendidi/Reo	030563000	Anchovies Salted	Thailand	2 000 100	846 886
	TOTAL				3 538 605	1 461 677

Lanjutan tabel 15.6.

Bulan	Nama Pelabuhan	Kode HS	Jenis Komoditi	Negara Asal	Volume (Kg)	Nilai CIF (US \$)
(1)	(2)	(3)	(4)	(5)	(6)	(7)
Juli	El Tari	090190000	Other Coffee Roasted	Indonesia	1	83
		392690900	Other Article of Plastics	Australia	1	28
		630720000	Life-Jackets and Life-Belts	Australia	3	53
		700721000	Laminated Safety Glass of Size and Shape Suit For Incorp In Vehicles	Australia	8	526
		830590000	Oth Fitting For Loose-leaf Binders or Files, Letter Clips Etc Inc Parts	Australia	16	1 019
		840721900	Other Outboard Motors	Australia	1	27
		840999000	Other Parts Of Suitable Of Heading 84 07.87.08not For Aircraft Engines	Australia	60	2 537
		842539000	Oth. Winches, Capstans Not Electric Motor	Australia	11	216
		843130000	Parts Suitable For Use Solely/Principally Of Mach Of Head No 84 25	Australia	209	6 128
		848230000	Spherical Roller Bearings	Australia	5	151
		848310000	Transmission Shafts (Including Cam Shafts And Crank Shaft) And Cranks	Australia	1	10
		850520000	Electro Magnetic Couplings, Clutches and Brakes	Australia	1	20
		851220300	Lighting Equipment For Automobiles	Australia	1	12
		890310000	Inflatable Yachts	Australia	3	174
		950629000	Other Water-sports Equipment	Australia	103	6 707
		030563000	Anchovies Salted	Thailand	10 000	3 904
			Atapupu TOTAL			
Agustus	El Tari	190190910	Other Malt Extract in Pack >=25 Kg	Amerika Serikat	5	11
		250590000	Other Natural Sands	Australia	778	836
		340211900	Other Anionic Surface-Active Agents	Australia	49	106
		490300000	Children's Picture, Drawing or Colouring Books	Australia	6	14
		630900000	Worn Clothing and Oth. Worn Articles	Australia	109	174
		700721000	Laminated Safety Glass of Size and Shape Suit For Incorp.In Vehicles	Australia	95	196
		841381000	Other Pumps	Australia	6	268
		842121000	Machinery For Filtering/Purifying Water	Australia	64	138
		848130000	Check Valves	Australia	53	114
		850431100	Power Transformer, Capacity > 1 Kva	Australia	3	6
		850440190	Other Battery Chargers Rating > 100 Kva	Australia	20	14
		870899990	Other Parts and Accessories	Australia	15	195
		902580000	Oth. Instrument, Hygrometer, Psychrometer Pyrometers	Australia	29	62
		950330000	Other Construction Sets & Constructional Toys	Australia	6	12
		960310000	Broom and Brush, Consisting of Twig/oth Vegetable Mat'l Bound Together	Australia	38	78
		090111200	Coffee, Not Roasted Not Decaffeinate Arabica WIB	Indonesia	8 000	20 200
		845710000	Machining Centres	Taiwan	20 000	7 280
		090111300	Coffee, Not Roasted Not Decaffeinate Robusta OIB	Indonesia	100 000	37 672
		090190000	Other Coffee Roasted	Indonesia	88 842	15 361
		120799000	Other Oil Seeds and Oleaginous Fruit, Whether Or not Broken Nes	Indonesia	149 999	54 626
190190910	Other Malt Extract in Pack >=25 Kg	Amerika Serikat	110 157	19 046		
030563000	Anchovies Salted	Thailand	60	27 718		
	Larantuka TOTAL				478 334	184 187

Lanjutan tabel 15.6.

Bulan	Nama Pelabuhan	Kode HS	Jenis Komoditi	Negara Asal	Volume (Kg)	Nilai CIF (US \$)
(1)	(2)	(3)	(4)	(5)	(6)	(7)
September	El Tari	100620000	Husket (Brown) Rice	Amerika Serikat	1 974 000	2 638 125
		890590000	Other Light Vessel, Fire Float Etc	Panama	136 000	110 550
	Larantuka	870899990	Other Parts and Accessories	China	68 800	25 043
		030563000	Anchovies Salted	Thailand	992	663 300
	Tenau	890200000	Fishing Vessels, Factory Ships and Oth Vessels For Fishery Products	India	724 215	2 320 684
	TOTAL				2 904 007	5 757 702
Oktober	Atapupu	110290000	Other Cereals Flour	Amerika Serikat	680 000	262 979
		890200000	Fishing Vessels, Factory Ships and Oth Vessels For Fishery Products	Saudi Arabia	90 000	41 831
	Tenau	030110920	Fresh Water Ormanental Fish	Singapore	180 000	110 550
	TOTAL				950 000	415 360
Nopember	Tenau	030559900	Other Dried Fished Whether Or Not Salted But Not Smoked	Thailand	151 000	110 550
	TOTAL				151 000	110 550
TOTAL NUSA TENGGARA TIMUR					24 359 961	14 826 948

<https://ntt.bps.go.id>

BPS

Badan Pusat Statistik Propinsi Nusa Tenggara Timur
Jalan R. Suprpto No. 5, Kupang 85111
Telp. (0380) 826289, (0380) 821755, Faks. (0380) 833124
e-mail: bps5300@k Kupang.wsbahara.net.id

<https://ntt.bps.go.id>