

Buletin Statistik Perdagangan Luar Negeri
Foreign Trade Statistical Bulletin

EKSPOR /EXPORTS

ISSN : 0216-5775

No. Publikasi / *Publication Number* : 06110.1006

Katalog BPS / *BPS Catalogue*: 8202002

Ukuran Buku / *Book Size* : 21 Cm X 29 Cm

Jumlah Halaman / *Total Pages* : 121 Halaman / *Pages*

Naskah / *Manuscript* :

Bagian Statistik Ekspor

Export Statistics Division

Gambar Kulit / *Cover Design* :

Bagian Statistik Ekspor

Export Statistics Division

Diterbitkan oleh / *Published by* :

Badan Pusat Statistik, Jakarta - Indonesia

CBS, Indonesia

Dicetak oleh / *Printed by* :

CV Sari Intan Perdana

Boleh dikutip dengan menyebut sumbernya

May be cited with reference to the source

<https://www.bps.go.id>

KATA PENGANTAR

Buletin Statistik Perdagangan Luar Negeri Ekspor yang diterbitkan secara bulanan memuat data ekspor menurut sektor, Perkembangan ekspor komoditi pertanian, Perkembangan ekspor komoditi industri, Perkembangan ekspor komoditi pertambangan dan Perkembangan ekspor Indonesia menurut komoditi dan negara tujuan secara kumulatif dari Januari sampai bulan berjalan.

Buletin ini juga menyajikan ulasan singkat tentang perbandingan, pertumbuhan dan peranan serta data pokok yang cukup menonjol atau yang mengalami perubahan yang signifikan. Diharapkan dengan adanya informasi semacam ini, para pengguna data ekspor dapat melihat dan mengikuti perkembangan ekspor secara garis besar.

Kepada para pengguna data, saran dan kritik yang bersifat konstruktif demi penyempurnaan publikasi ini, sangat diharapkan. Dengan demikian usaha BPS untuk meningkatkan pelayanan dan pemasyarakatan statistik (khususnya data Statistik Ekspor) dapat dilaksanakan secara baik dan berkesinambungan.

Jakarta, Juli 2010

BADAN PUSAT STATISTIK
KEPALA,

DR. Rusman Heriawan

NIP. 340003999

ISI / CONTENT

Halaman / Page

Kata Pengantar / <i>Preface</i>	iii
Isi / <i>Content</i>	iv
Ringkasan / <i>Highlight</i>	v - xiv

Jilid / Volume

Tabel 1. Ringkasan Perkembangan Ekspor Indonesia	1
Tabel 2. Perkembangan Ekspor Komoditi Pertanian	1
Tabel 3. Perkembangan Ekspor Komoditi Industri	2
Tabel 4. Perkembangan Ekspor Komoditi Pertambangan	4
Tabel 5. Perkembangan Ekspor Indonesia Menurut Komoditi dan Negara Tujuan	5

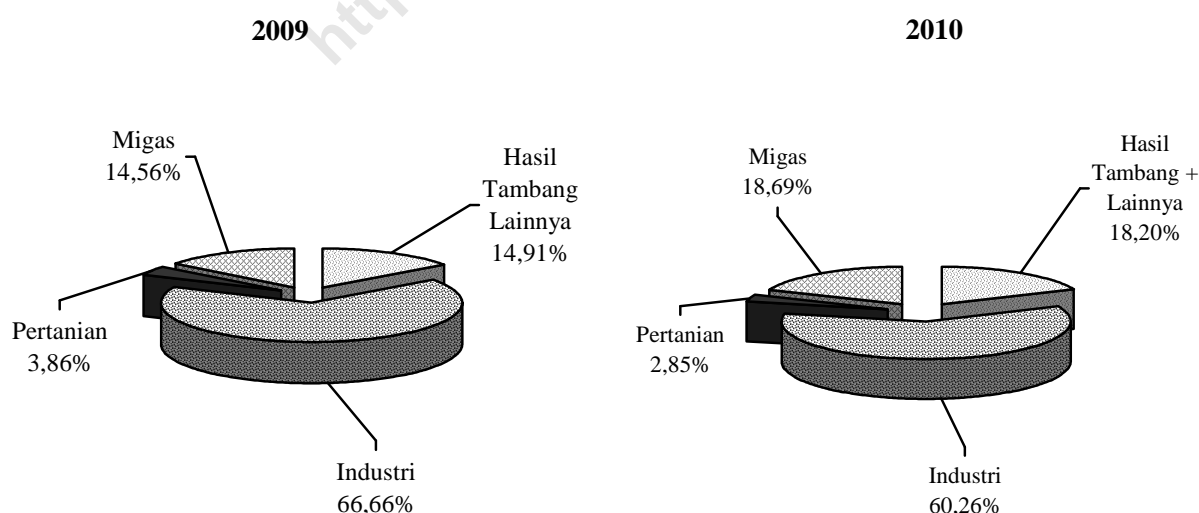
RINGKASAN

Ekspor Indonesia pada periode Januari - April 2010 mencapai nilai US\$ 47 571,9 juta dengan volume 158 145,2 ribu ton, yang terdiri dari US\$ 8 893,3 juta hasil ekspor minyak dan gas bumi dan US\$ 38 678,6 juta hasil ekspor komoditi non migas.

Dibandingkan periode yang sama tahun 2009, nilai ekspor naik US\$ 16 088,8 juta, karena adanya peningkatan ekspor non migas senilai US\$ 11 781,0 juta dan dari kelompok migas juga mengalami peningkatan sebesar US\$ 4 307,8 juta atau

naik 93,94 persen dibanding periode yang sama tahun sebelumnya. Dengan demikian, diperlihatkan bahwa penerimaan dari sektor migas masih bisa diharapkan, karena perkembangan harga di pasaran internasional menunjukkan perkembangan yang fluktuatif. Bulan April 2010 harga minyak mentah Indonesia US\$ 85,54 per barelnya, naik sebesar US\$ 34,92 per barel dibandingkan bulan April 2009.

Grafik 1 : PERBANDINGAN NILAI EKSPOR INDONESIA PADA JANUARI - APRIL 2009 & 2010

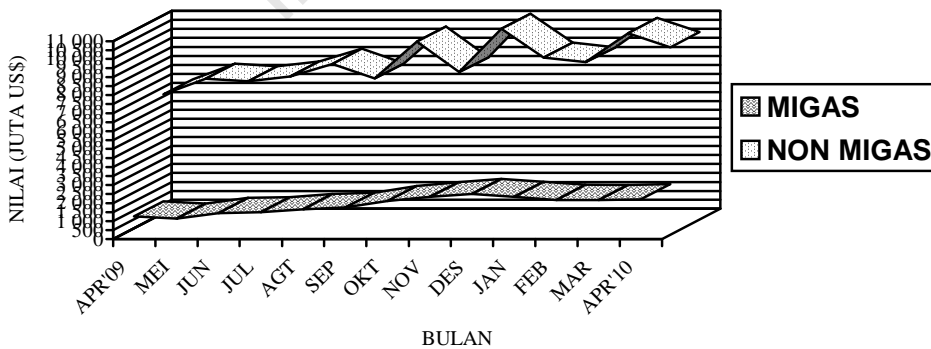


Pada Grafik 1 ditampilkan perbandingan nilai ekspor selama Periode Januari - April 2009 dan 2010. Sedangkan trend perkembangannya dari bulan April 2009 sampai dengan April 2010 disajikan pada Grafik 2, 3, dan 4. Nilai ekspor kelompok migas pada Januari - April 2009 senilai US\$ 4 585,5 juta yang terdiri dari minyak mentah, hasil minyak dan gas masing-masing senilai US\$ 2 086,5 juta, US\$ 547,0 juta, dan US\$ 1 952,1 juta. Sedangkan pada Januari - April 2010 nilai

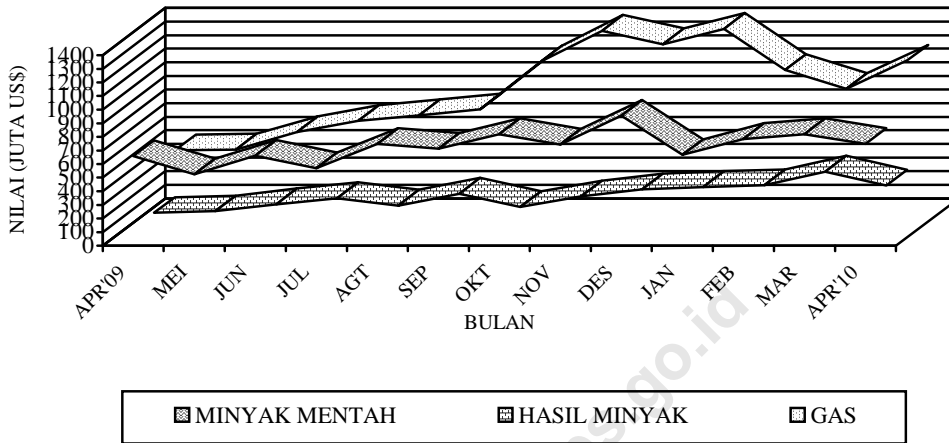
untuk kelompok migas masing-masing sebesar US\$ 3 021,1 juta, US\$ 1 400,4 juta dan US\$ 4 471,8 juta.

Nilai ekspor untuk kelompok non migas yang terdiri dari hasil pertanian, industri serta hasil tambang dan lainnya pada bulan Januari - April 2009 masing-masing US\$ 1 216,6 juta, US\$ 20 987,8 juta, dan US\$ 4 693,2 juta. Sementara itu pada periode Januari - April 2010 masing-masing mencapai US\$ 1 353,7 juta, US\$ 28 664,7 juta, dan US\$ 8 660,2 juta.

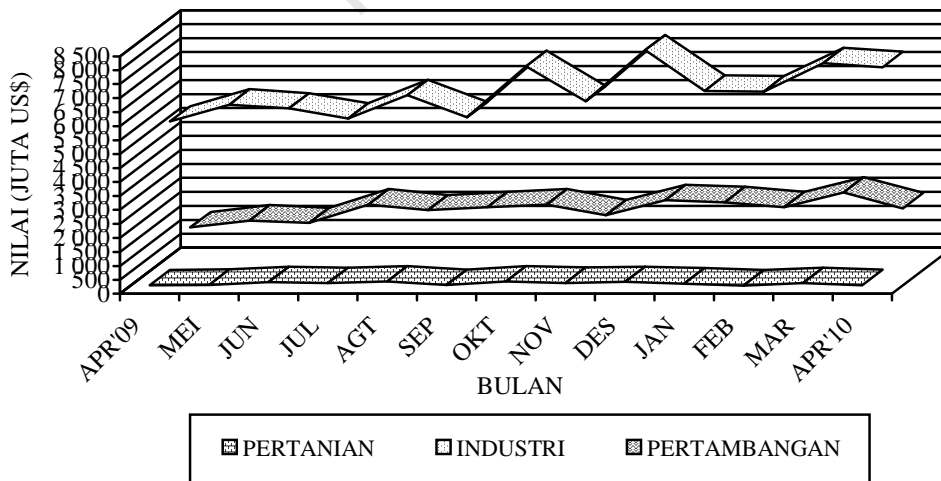
Grafik 2 : PERKEMBANGAN NILAI EKSPOR MIGAS DAN NON MIGAS SELAMA APRIL 2009 SAMPAI DENGAN APRIL 2010



**Grafik 3 : PERKEMBANGAN NILAI EKSPOR KOMODITI MIGAS
SELAMA APRIL 2009 SAMPAI DENGAN APRIL 2010**



**Grafik 4 : PERKEMBANGAN NILAI EKSPOR KOMODITI NON MIGAS
SELAMA APRIL 2009 SAMPAI DENGAN APRIL 2010**



**Tabel A. RINGKASAN EKSPOR NON MIGAS INDONESIA
(JUTA US\$)**

Tahun dan Bulan	Hasil sektor pertanian	Hasil sektor industri	Hasil sektor tambang	Total
[1]	[2]	[3]	[4]	[6]
2008				
April	376,5	6 861,3	1 202,8	8 440,5
Mei	404,2	8 041,7	1 238,9	9 684,7
Juni	459,2	8 162,3	1 201,9	9 823,5
Juli	450,2	7 707,8	1 487,2	9 645,3
Agustus	417,3	7 647,9	1 445,3	9 510,5
September	423,0	8 118,6	1 280,1	9 821,7
Oktober	358,4	7 038,7	1 507,3	8 904,4
November	359,8	6 631,2	1 229,2	8 220,1
Desember	376,7	5 773,7	1 339,2	7 489,6
2009				
Januari	261,6	4 977,6	1 015,3	6 254,6
Februari	339,5	5 022,4	748,0	6 109,8
Maret	307,8	5 373,4	1 651,9	7 333,2
April	307,7	5 614,4	1 278,0	7 200,0
Mei	322,3	6 220,5	1 529,2	8 072,1
Juni	413,2	6 081,5	1 434,7	7 929,3
Juli	379,0	5 720,3	2 096,0	8 195,3
Agustus	443,4	6 556,2	1 890,6	8 890,1
September	316,7	5 773,0	2 003,2	8 092,9
Oktober	443,8	7 591,8	2 095,5	10 131,2
November	388,9	6 340,4	1 708,6	8 220,1
Desember	428,9	8 164,3	2 252,1	10 845,2
2010				
Januari	364,7	6 712,2	2 174,2	9 251,0
Februari	297,8	6 690,5	2 002,8	8 991,2
Maret	381,7	7 702,4	2 521,7	10 605,8
April	309,5	7 559,6	1 961,5	9 830,6

Dipandang dari negara tujuan ekspor (Tabel B), pada bulan April 2010 kelompok migas yang ditujukan ke kawasan Asia Timur dan Asia Selatan & Tenggara masing-masing sebesar US\$ 1 365,0 juta dan sebesar US\$ 659,3 juta memperlihatkan peningkatan dibanding tahun 2009. Negara yang memperlihatkan peningkatan ekspor kelompok migas adalah Jepang dengan persentase peningkatan sebesar 51,79 persen, Thailand dengan persentase

peningkatan sebesar 11,71 persen, Singapura dengan persentase peningkatan sebesar 559,39 persen dan Malaysia dengan persentase peningkatan sebesar 177,55 persen, sedangkan China memperlihatkan penurunan dibanding tahun 2009, dengan persentase penurunan sebesar 4,63 persen. Dari Tabel B juga terlihat bahwa ekspor komoditi migas pada bulan April 2010 menunjukkan peningkatan menjadi US\$ 2 204,6 juta.

Tabel B : Perkembangan Ekspor Migas & Non Migas Indonesia Menurut Negara Tujuan, April 2009 & April 2010 (Juta US\$)

Kawasan Negara Ekspor	Migas			Non Migas		
	April 2009	April 2010	Perubahan (%)	April 2009	April 2010	Perubahan (%)
• Asia Timur	820,3	1 365,0	66,40	2 382,4	3 355,6	40,85
- Jepang	477,5	724,8	51,79	682,8	1 249,4	82,99
- China	170,3	162,4	-4,63	826,8	929,6	12,44
• Asia Selatan & Tenggara	196,6	659,3	235,32	2 195,9	3 010,2	37,08
- Muangthai	68,6	76,6	11,71	161,8	285,4	76,35
- Singapura	70,5	465,2	559,39	537,2	814,1	51,53
- Philipina	0,3	0,1	-76,86	152,5	248,0	62,55
- Malaysia	40,9	113,5	177,55	402,3	656,0	63,04
• Asia Barat	0,7	0,1	-84,45	295,5	406,7	37,62
• Afrika	0,0	0,0	-	220,0	301,7	37,11
• Australia & Oseania	176,3	53,7	-69,53	166,0	220,0	32,58
• Amerika Utara	59,9	121,4	102,59	811,3	1 116,5	37,62
- Amerika Serikat	59,9	121,4	102,59	774,8	1 057,2	36,44
• Amerika Tengah & Selatan	0,0	0,0	-	157,5	271,6	72,44
• Eropa Barat	0,0	5,1	32 743,00	874,9	1 003,1	14,65
• Eropa Timur	0,1	0,0	-100,00	96,5	145,2	50,42
Total Ekspor	1 253,9	2 204,6	75,82	7 200,0	9 830,6	36,54

Pada kelompok non migas nilai ekspor juga mengalami peningkatan hingga mencapai US\$ 9 830,6 juta. Peningkatan terbesar terjadi ke negara Jepang sebesar 82,99 persen.

Pada tabel 1 disajikan ekspor menurut sektor. Disini terlihat bahwa perolehan devisa terbesar pada periode Januari - April 2010 berasal dari sektor industri dengan nilai US\$ 28 664,7 juta atau sekitar 60,26 persen dari total ekspor, sedangkan pada periode Januari - April 2009 juga berasal dari sektor industri dengan nilai US\$ 20 987,8 juta atau sekitar 66,66 persen dari total ekspor. Dibandingkan periode yang sama tahun sebelumnya, sektor industri mengalami peningkatan 36,58 persen.

Pada tabel 2 disajikan perkembangan ekspor komoditi hasil pertanian, selama periode Januari - April 2010, komoditi andalan sektor pertanian antara lain biji coklat dengan nilai US\$ 330,3 juta (24,40 persen); udang segar/beku dengan nilai US\$ 256,5 juta (18,95 persen); ikan dan lain-lain dengan nilai US\$ 248,1 juta (18,33 persen); kopi dengan nilai US\$ 157,9 juta (11,67 persen); rempah-rempah dengan nilai US\$ 80,6 juta (5,96 persen); teh dengan nilai US\$ 51,0 juta (3,77 persen); buah-buahan dengan nilai US\$ 49,3 juta (3,64 persen); bahan nabati lainnya dengan nilai US\$ 38,2 juta

(2,82 persen); tembakau dengan nilai US\$ 27,0 juta (1,99 persen); sayur-sayuran dengan nilai US\$ 16,3 juta (1,20 persen).

Pada tabel 3 disajikan perkembangan ekspor komoditi hasil industri, selama periode Januari - April 2010, komoditi andalan sektor industri antara lain minyak nabati dengan nilai US\$ 3 495,9 juta (12,20 persen); tekstil dengan nilai US\$ 3 467,3 juta (12,10 persen); alat listrik, ukur, fotografi, dll dengan nilai US\$ 3 291,5 juta (11,48 persen); barang dari logam tidak mulia dengan nilai US\$ 3 102,8 juta (10,82 persen); karet alam olahan dengan nilai US\$ 2 732,7 juta (9,53 persen); kertas dan barang dari kertas dengan nilai US\$ 1 331,7 juta (4,65 persen); bahan kimia dengan nilai US\$ 1 115,3 juta (3,89 persen); makanan olahan dengan nilai US\$ 1 090,5 juta (3,80 persen); kayu olahan dengan nilai US\$ 935,4 juta (3,26 persen); meubel dan bagian-bagiannya dengan nilai US\$ 782,0 juta (2,73 persen).

Pada tabel 4 disajikan perkembangan ekspor komoditi hasil pertambangan, selama periode Januari - April 2010, komoditi andalan sektor pertambangan antara lain batu bara dengan nilai US\$ 6 129,5 juta (70,78 persen) dan biji tembaga dengan nilai US\$ 2 154,1 juta (24,87 persen). Ekspor batu bara mengalami peningkatan 79,47

persen dibanding periode yang sama tahun sebelumnya, sedangkan biji tembaga mengalami peningkatan 94,78 persen.

Perkembangan ekspor Indonesia menurut komoditi dan negara tujuan yang disajikan pada Tabel 5, memperlihatkan bahwa ekspor selama ini lebih banyak bertumpu pada 15 komoditi utama, (ringkasan disajikan pada Tabel C yang diurut menurut nilai ekspor). Lima belas komoditi tersebut pada periode Januari - April 2010 menyumbang sekitar 66,33 persen dari ekspor non migas.

Batu bara mempunyai nilai US\$ 6 129,5 juta, naik US\$ 2 714,2 juta dari tahun lalu, komoditi ini menyumbang sekitar 15,85 persen ekspor non migas nasional pada periode Januari - April 2010. Nilai ekspor barang dari minyak kelapa sawit selama periode Januari - April 2010 naik US\$ 609,4 juta menjadi US\$ 2 978,1 juta.

Pada periode Januari - April 2010 nilai ekspor biji tembaga sebesar US\$ 2 154,1 juta, yang naik dibanding tahun lalu sebesar US\$ 1 048,2 juta atau naik sekitar 94,78 persen. Komoditi crumb rubber diekspor dengan nilai US\$ 1 993,0 juta atau 5,15 persen, pakaian jadi diekspor dengan nilai US\$ 1 992,6 juta atau sekitar 5,15 persen dari perolehan devisa non migas.

Selama periode Januari - April 2010, alat listrik nilai ekspornya mencapai US\$ 1 895,7 juta, sedangkan tahun sebelumnya senilai US\$ 1 238,4 juta, atau terjadi peningkatan sekitar US\$ 657,3 juta (53,08 persen). Kertas dan barang dari kertas nilai ekspornya naik US\$ 297,1 juta (28,72 persen) menjadi US\$ 1 331,7 juta.

Perolehan devisa dari audio visual pada periode Januari - April 2010 diekspor dengan nilai US\$ 1 217,7 juta atau sekitar 3,15 persen dari kelompok non migas. Tembaga pada periode Januari - April 2010 diekspor dengan nilai US\$ 1 178,8 juta, sedangkan tahun sebelumnya US\$ 566,1 juta.

Textil lainnya nilai ekspornya naik US\$ 339,1 juta menjadi US\$ 1 039,8 juta. Sedangkan nilai ekspor bahan kimia organik dalam periode Januari - April 2010 naik 133,75 persen menjadi US\$ 923,7 juta. Besi/baja nilai ekspornya naik US\$ 1,6 juta menjadi US\$ 769,8 juta. Alas kaki (kulit, karet dan kanvas) nilai ekspornya naik US\$ 127,9 juta menjadi US\$ 703,7 juta. Meubel dan bagian-bagiannya dari bahan lainnya nilai ekspornya naik US\$ 210,3 juta menjadi US\$ 679,2 juta. Damar tiruan, bahan plastik nilai ekspornya naik US\$ 138,2 juta menjadi US\$ 669,7 juta.

**Tabel C : Ekspor Utama Barang Bukan Migas
Periode Januari - April, 2009 dan 2010**

HS	Nilai FOB (Juta US\$)		Perubahan		% Peran 2010 (Terhadap Non Migas)
	2009	2010	Absolut	Persen	
Batu Bara	3 415,3	6 129,5	2 714,2	79,47	15,85
Minyak kelapa sawit	2 368,7	2 978,1	609,4	25,73	7,70
Biji Tembaga	1 105,9	2 154,1	1 048,2	94,78	5,57
Crumb Rubber	776,6	1 993,0	1 216,5	156,65	5,15
Pakaian Jadi	1 813,7	1 992,6	178,9	9,86	5,15
Alat Listrik	1 238,4	1 895,7	657,3	53,08	4,90
Kertas dan barang dari Kertas	1 034,6	1 331,7	297,1	28,72	3,44
Audio Visual	944,0	1 217,7	273,7	28,99	3,15
Tembaga	566,1	1 178,8	612,7	108,23	3,05
Textil lainnya	700,8	1 039,8	339,1	48,38	2,69
Bahan Kimia Organik	395,2	923,7	528,5	133,75	2,39
Besi/baja	768,3	769,8	1,6	0,20	1,99
Alas Kaki (Kulit, Karet dan Kanvas)	575,8	703,7	127,6	22,21	1,82
Meubel dan bagian-bagiannya dari bahan lainnya	468,9	679,2	210,3	44,86	1,76
Damar Tiruan, Bahan Plastik	531,5	669,7	138,2	26,00	1,73
Total Komoditi Utama	16 703,8	25 657,25	8 953,5	53,60	66,33

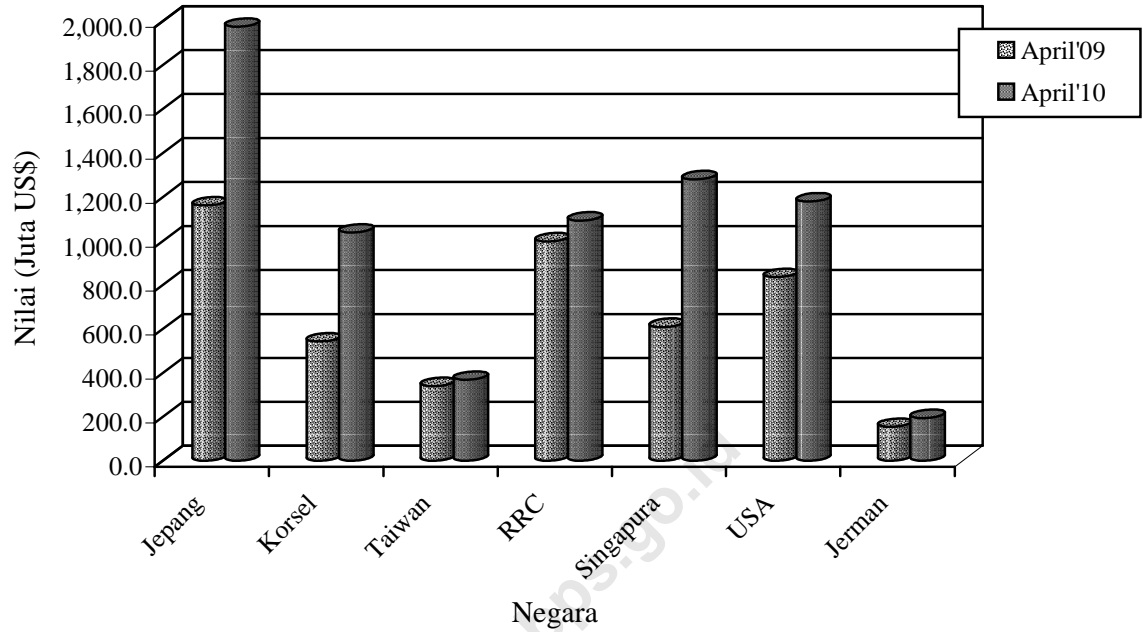
Nilai ekspor periode Januari - April 2010, menurut negara kelompok ekonomi, ke kelompok negara APEC adalah yang terbesar yaitu mencapai 74,40 persen dari total ekspor yaitu US\$ 35 391,4 juta, diantaranya US\$ 10 934,8 juta ke ASEAN dan US\$ 4 787,7 juta ke NAFTA. Sementara nilai ekspor ke Uni Eropa sebesar 10,68 persen (US\$ 5 080,8 juta) dan ke Timur Tengah sebesar 3,10 persen (US\$ 1 475,6 juta). Ditinjau dari perkembangannya, nilai ekspor ke negara-negara APEC naik 59,88 persen dibanding keadaan tahun 2009 yang terdiri dari peningkatan ekspor menuju Jepang sebesar 57,12 persen, menuju ASEAN sebesar 77,84 persen, menuju NAFTA sebesar 36,65 persen dan ke Korea Selatan naik sebesar 104,85 persen

Nilai ekspor periode Januari - April 2010, menuju tujuh negara tujuan utama yaitu Jepang, Korea Selatan, Taiwan, RR China, Singapura, Amerika dan Jerman

mencapai sebesar US\$ 28 824,6 juta atau sekitar 58,49 persen dari total ekspor. Dibandingkan periode tahun sebelumnya nilai ini naik US\$ 10 555,5 juta atau sekitar 61,12 persen.

Selain tujuh negara tujuan utama di atas, negara tujuan yang membeli produk nasional di atas US\$ 100 juta pada bulan April 2010 antara lain Hongkong, Malaysia dan Australia masing-masing dengan nilai US\$ 242,4 juta, US\$ 769,5 juta dan US\$ 234,9 juta. Sedangkan dari kawasan Eropa antara lain ke Belanda dan Inggris masing-masing dengan nilai US\$ 174,0 juta dan US\$ 132,8 juta.

Grafik 5: EKSPOR INDONESIA MENURUT NEGARA TUJUAN UTAMA BULAN APRIL 2009 & 2010



Perbandingan nilai ekspor bulan April 2009 dan 2010 ke beberapa negara tertentu disajikan pada Grafik 5.

TABEL 1. RINGKASAN PERKEMBANGAN EKSPOR INDONESIA

JENIS BARANG	BERAT BERSIH (RIBU TON)		PERUB	NILAI FOB (JUTA US \$)		PERUB
	JAN-APR 2009	JAN-APR 2010	%	JAN-APR 2009	JAN-APR 2010	%
	(1)	(2)	(3)	(4)	(5)	(6)
Total Ekspor	94,145.8	158,145.2	67.98	31,483.1	47,571.9	51.10
MIGAS	14,353.9	16,816.0	17.15	4,585.5	8,893.3	93.94
MINYAK MENTAH	6,492.9	5,346.9	-17.65	2,086.5	3,021.1	44.79
HASIL MINYAK	1,406.0	2,577.3	83.30	547.0	1,400.4	156.01
GAS ALAM	6,455.0	8,891.8	37.75	1,952.1	4,471.8	129.08
NON MIGAS	79,792.0	141,329.2	77.12	26,897.6	38,678.6	43.80
HASIL PERTANIAN	765.5	854.8	11.67	1,216.6	1,353.7	11.27
HASIL INDUSTRI	16,435.6	17,549.9	6.78	20,987.8	28,664.7	36.58
HASIL TAMBANG	62,590.1	122,923.8	96.39	4,689.5	8,657.2	84.61
LAINNYA	0.8	0.7	-13.69	3.7	3.0	-18.96

TABEL 2. PERKEMBANGAN EKSPOR KOMODITI HASIL PERTANIAN

JENIS BARANG	BERAT BERSIH (TON)		PERUB	NILAI FOB (RIBU US \$)		PERUB
	JAN-APR 2009	JAN-APR 2010	%	JAN-APR 2009	JAN-APR 2010	%
	(1)	(2)	(3)	(4)	(5)	(6)
TOTAL PERTANIAN	765,462	854,828	11.67	1,216,611	1,353,743	11.27
KARET ALAM	4,693	3,830	-18.38	4,687	8,164	74.17
KOPI	106,303	83,492	-21.46	199,432	157,936	-20.81
KAYU BULAT	123	0	-100.00	20	0	-100.00
UDANG SEGAR/BEKU	42,863	35,324	-17.59	273,455	256,473	-6.21
TEH	27,894	25,475	-8.67	42,527	50,967	19.85
REMPAH-REMPAH	34,755	30,699	-37.06	69,393	80,620	16.18
-LADA HITAM	12,049	7,583	-37.06	24,712	21,073	-14.73
-LADA PUTIH	3,609	3,340	-7.46	13,609	16,011	17.65
-KAYU MANIS DAN BUNGANYA	8,546	9,225	7.94	6,945	9,374	34.97
-BIJI PALA & BUNGANYA DAN KAPULAGA	6,304	6,642	5.36	17,242	26,581	54.17
-PANILI	34	82	141.28	398	1,055	164.66
-LAINNYA	4,212	3,826	-9.14	6,487	6,526	0.61
TEBAKAU	14,593	11,052	-24.27	38,747	26,973	-30.38
BIJI COKLAT	104,758	116,145	10.87	237,763	330,274	38.91
IKAN DAN LAIN-LAIN	123,850	174,100	-12.32	196,756	248,145	26.12
-IKAN TONGKOL/TUNA	21,940	19,238	-12.32	47,394	51,420	8.50
-UBUR-UBUR	1,457	3,010	106.59	3,000	4,436	47.88
-KEPITING, KERANG-KERANGAN	15,153	21,448	41.54	42,638	57,992	36.01
-BEKICOT	867	652	-24.81	2,246	1,781	-20.69
-IKAN LAINNYA	84,433	129,752	53.68	101,479	132,516	30.58
BIJI-BIJIAN	41,011	63,142	5,545.38	5,350	8,250	54.21
-BIJI BUNGA	1	42	5,545.38	739	712	-3.63
-BIJI KAPAS	311	614	97.03	70	141	102.00
-BIJI LAINNYA	40,699	62,486	53.53	4,542	7,398	62.88
BULU BEBEK	22	105	378.68	18	88	377.59
DAAPR DAN GETAH DAAPR	11,701	13,466	15.08	9,840	13,320	35.36
KOPAL DAN LAIN-LAIN	9,079	9,048	-0.35	6,502	6,615	1.74
SAYUR-SAYURAN	19,778	26,227	32.61	11,017	16,290	47.85
BUAH-BUAHAN	83,279	88,100	5.79	40,903	49,307	20.54
KULIT KERANG DAN LAIN-LAIN	1,569	5,453	247.60	596	3,465	481.17
TANAMAN OBAT	3,687	3,703	0.42	3,897	4,250	9.04

TABEL 2. PERKEMBANGAN EKSOR KOMODITI HASIL PERTANIAN

JENIS BARANG	BERAT BERSIH (TON)		PERUB	NILAI FOB (RIBU US \$)		PERUB
	JAN-APR 2009	JAN-APR 2010	%	JAN-APR 2009	JAN-APR 2010	%
	(1)	(2)	(3)	(4)	(5)	(6)
BAHAN NABATI LAINNYA	37,688	64,133	19.39	26,338	38,176	44.95
-GANGGANG LAUT	27,075	32,326	19.39	25,726	36,874	43.33
-LAINNYA	10,613	31,807	199.70	612	1,303	112.90
HASIL PERTANIAN LAINNYA	97,816	101,333	77.92	49,369	54,429	10.25
-MUTIARA	1	1	77.92	3,809	7,721	102.70
-LAINNYA	97,815	101,332	3.60	45,561	46,709	2.52

TABEL 3. PERKEMBANGAN EKSPOR KOMODITI HASIL INDUSTRI

JENIS BARANG	BERAT BERSIH (TON)		PERUB	NILAI FOB (RIBU US \$)		PERUB
	JAN-APR 2009	JAN-APR 2010	%	JAN-APR 2009	JAN-APR 2010	%
	(1)	(2)	(3)	(4)	(5)	(6)
TOTAL INDUSTRI	16,435,631	17,549,925	6.78	20,987,802	28,664,699	36.58
KAYU OLAHAN	676,439	1,178,787	74.26	660,377	935,360	41.64
-KAYU LAPIS	417,142	611,682	46.64	335,449	528,304	57.49
-KAYU GERGAJIAN	11,614	10,304	-11.28	13,237	9,886	-25.32
-KAYU OLAHAN LAIN	247,682	556,800	124.80	311,690	397,171	27.42
BARANG DARI LOGAM TIDAK MULIA	940,986	999,716	6.24	1,947,248	3,102,778	59.34
-TIMAH	32,658	27,964	-14.37	340,577	426,369	25.19
-ALUMINIUM	80,668	86,552	7.30	147,542	220,834	49.68
-NIKEL	10,586	38,686	265.46	70,746	428,979	506.37
-BESI/BAJA	691,930	606,908	-12.29	768,260	769,832	0.20
-TEMBAGA	108,459	112,414	3.65	566,111	1,178,807	108.23
-SENG	1,291	1,162	-10.02	1,245	1,153	-7.44
-LOGAM TIDAK MULIA LAIN	15,395	126,029	718.65	52,768	76,805	45.55
TEKSTIL	547,223	641,803	17.28	2,884,440	3,467,304	20.21
-PAKAIAN JADI	117,445	134,508	14.53	1,813,741	1,992,636	9.86
-KAIN TENUN	67,929	79,746	17.40	369,936	434,854	17.55
-TEKSTIL LAINNYA	361,849	427,550	18.16	700,762	1,039,814	48.38
KARET ALAM OLAHAN	733,110	896,909	22.34	1,262,387	2,732,720	116.47
-BARANG DARI KARET	124,759	182,503	46.28	434,382	639,926	47.32
-SHEET	24,142	17,109	-29.13	34,791	50,165	44.19
-CRUMB RUBBER	572,622	680,348	18.81	776,551	1,993,006	156.65
-CREPE	11,587	16,949	46.27	16,663	49,623	197.80
MAKANAN TERNAK	939,547	1,021,567	8.73	71,797	85,660	19.31
-BUNGKIL KELAPA	41,583	64,928	56.14	6,278	6,230	-0.77
-DEDAK/BEKATUL	93,657	122,763	31.08	12,083	21,049	74.20
-LAINNYA	804,308	833,876	3.68	53,436	58,381	9.25
MINYAK ATSIRI DAN LAINNYA	21,560	27,315	26.69	103,080	138,548	34.41
-MINYAK ATSIRI LAINNYA	1,211	1,615	33.40	26,227	38,995	48.68
-WANGI-WANGIAN DARI MINYAK ATSIRI	20,349	25,700	26.30	76,853	99,553	29.54
ROTAN OLAHAN	8,534	11,174	30.94	8,640	10,833	25.37
MINYAK NABATI	5,283,142	4,714,501	-10.76	2,778,524	3,495,884	25.82
-MINYAK KELAPA SAWIT	4,568,224	4,093,546	-10.39	2,368,709	2,978,071	25.73
-MINYAK BIJI KELAPA SAWIT	503,239	436,719	-13.22	280,998	368,509	31.14
-MINYAK NABATI LAIN	211,679	184,236	-12.96	128,816	149,304	15.90
ASAM BERLEMAK	277,196	269,089	-2.92	144,707	224,239	54.96
-STEARIN	49,958	65,958	32.03	30,000	59,474	98.24
-ASAM BERLEMAK LAIN	227,238	203,131	-10.61	114,707	164,766	43.64

TABEL 3. PERKEMBANGAN EKSPOR KOMODITI HASIL INDUSTRI

JENIS BARANG	BERAT BERSIH (TON)		PERUB	NILAI FOB (RIBU US \$)		PERUB
	JAN-APR 2009	JAN-APR 2010	%	JAN-APR 2009	JAN-APR 2010	%
	(1)	(2)	(3)	(4)	(5)	(6)
ALAT LISTRIK, UKUR, FOGRAFI, DLL	174,213	222,244	27.57	2,319,670	3,291,531	41.90
-ALAT LISTRIK	130,262	171,865	31.94	1,238,381	1,895,682	53.08
-DIODE TRANSISTOR	346	289	-16.29	29,911	68,897	130.34
-AUDIO VISUAL	40,047	46,905	17.13	944,001	1,217,658	28.99
-FOTOGRAFI DAN OPTIK	1,001	1,026	2.49	58,898	58,591	-0.52
-ALAT UKUR	292	160	-45.15	7,563	5,550	-26.62
-LONCENG, ARLOJI DAN BAGIANNYA	2,265	2,000	-11.72	40,917	45,153	10.35
MAKANAN OLAHAN	427,351	537,192	25.70	857,230	1,090,487	27.21
-COKLAT OLAHAN	31,583	33,252	5.28	101,388	126,532	24.80
-GULA TETES	25,214	85,916	240.75	2,416	12,911	434.34
-KERUPUK UDANG	2,484	2,504	0.80	4,185	4,404	5.21
-BUAH/SAYURAN OLAHAN	131,765	113,125	-14.15	90,284	76,964	-14.75
-MINUMAN OLAHAN	33,573	40,323	20.11	20,381	22,465	10.23
-ROKOK DAN TEMBAKAU OLAHAN	24,598	35,342	43.68	149,390	223,845	49.84
-DAGING TERNAK	1,310	1,247	-4.76	5,407	5,464	1.07
-DAGING UNGGAS	0	128	916,378.57	1	82	6,749.58
-IKAN OLAHAN	58,980	71,741	21.64	244,398	266,683	9.12
-BERAS GILING	101	97	-3.91	69	110	59.43
-KOPI OLAHAN	39	15	-62.14	115	45	-60.82
-TEH OLAHAN	2,741	3,027	10.43	7,425	10,711	44.26
-GULA PASIR	251	175	-30.21	195	326	67.64
-GULA LAINNYA	4,723	5,315	12.52	3,152	3,974	26.07
-MAKANAN OLAHAN LAINNYA	109,991	144,985	31.82	228,425	335,971	47.08
SEMEN	906,375	693,905	-23.44	37,883	25,586	-32.46
BARANG ANYAMAN	4,857	4,837	-0.41	14,414	15,537	7.78
-DARI ROTAN	1,107	1,385	25.19	3,958	5,104	28.95
-DARI BAHAN LAINNYA	3,750	3,452	-7.96	10,457	10,433	-0.23
MEUBEL DAN BAGIAN-BAGIANNYA	222,335	293,871	32.17	560,959	781,999	39.40
-DARI ROTAN	38,671	36,350	-6.00	92,073	102,779	11.63
-DARI BAHAN LAINNYA	183,665	257,521	40.21	468,886	679,220	44.86
BAHAN KIMIA	1,011,725	1,471,872	45.48	502,260	1,115,291	122.05
-AN ORGANIK	405,977	454,683	12.00	90,634	127,193	40.34
-ORGANIK	566,023	930,174	64.33	395,162	923,703	133.75
-LAINNYA	39,724	87,015	119.05	16,464	64,395	291.13
PUPUK	74,983	119,266	59.06	36,001	36,417	1.16
PRODUK PHARMASI	3,857	5,222	35.39	61,777	94,443	52.88
KULIT DAN BARANG DARI KULIT	2,830	4,196	48.27	52,499	61,573	17.28
KACA DAN BARANG DARI KACA	210,691	275,014	30.53	106,249	135,183	27.23
KERTAS DAN BARANG DARI KERTAS	1,373,139	1,507,588	9.79	1,034,599	1,331,739	28.72
INDUSTRI LAINNYA	2,595,541	2,653,856	2.25	5,543,059	6,491,588	17.11
-GLISEROL DAN LARUTAN ALKALI	17,901	4,648	-74.03	2,866	974	-66.00
-MARGARIN DAN LEMAK LAINNYA	119,866	110,638	-7.70	82,727	96,068	16.13
-SABUN MANDI DAN CUCI	173,755	191,006	9.93	163,905	193,010	17.76
-BAHAN CELUP ORGANIK SINTETIK	5,902	7,562	28.12	28,341	33,289	17.46
-PREPARAT PEMBASMI KUMAN, DLL	19,906	25,131	26.25	61,887	78,921	27.52
-DAMAR TIRUAN, BAHAN PLASTIK	403,843	392,939	-2.70	531,516	669,734	26.00
-BAHAN KERTAS	779,732	727,967	-6.64	264,671	416,662	57.43
-ALAS KAKI (KULIT, KARET DAN KANVAS)	39,408	50,303	27.65	575,829	703,698	22.21
-PRODUK KERAMIK	119,417	138,994	16.39	67,218	107,491	59.91
-EMAS BATANGAN	10	10	0.56	285,071	333,675	17.05
-PESAWAT UDARA DAN BAGIANNYA	978	915	-6.48	32,883	47,464	44.34
-KAPAL LAUT DAN SEJENISNYA	158,331	99,205	-37.34	516,773	529,196	2.40
-PERLENGKAPAN OLAHRAGA DAN MAINAN	7,178	8,736	21.70	66,118	89,682	35.64

TABEL 3. PERKEMBANGAN EKSPOR KOMODITI HASIL INDUSTRI

JENIS BARANG	BERAT BERSIH (TON)		PERUB	NILAI FOB (RIBU US \$)		PERUB
	JAN-APR 2009	JAN-APR 2010	%	JAN-APR 2009	JAN-APR 2010	%
(1)	(2)	(3)	(4)	(5)	(6)	(7)
-PENA DAN PENSIL	2,572	3,829	48.85	21,265	27,045	27.19
-BATU SEMI PERMATA	4	0	-99.59	210	0	-99.97
-KOPER, TAS, DOMPET PLASTIK/TEKSTIL	2,319	3,073	32.51	15,219	19,564	28.54
-BARANG DARI LOGAM MULIA	110	114	3.34	141,418	34,373	-75.69
-PETI KEMAS	365	584	59.88	1,771	2,910	64.34
-KOMPUTER DAN BAGIANNYA	13,158	10,220	-22.33	312,072	291,803	-6.49
-KENDARAAN BERMOTOR RODA 2 DAN 3	2,111	1,629	-22.85	16,788	12,102	-27.91
-KENDARAAN BERMOTOR RODA 4 DAN LI	35,345	36,635	3.65	254,155	275,559	8.42
-SUKU CADANG MESIN	16,703	27,772	66.28	256,450	270,297	5.40
-SUKU CADANG KENDARAAN	36,505	61,500	68.47	246,506	430,061	74.46
-UBI KAYU OLAHAN	8,934	25,342	183.65	1,208	4,456	268.99
-INDUSTRI LAINNYA	631,185	725,104	14.88	1,596,193	1,823,554	14.24

TABEL 4. PERKEMBANGAN EKSPOR KOMODITI HASIL PERTAMBANGAN

JENIS BARANG	BERAT BERSIH (TON)		PERUB	NILAI FOB (RIBU US \$)		PERUB
	JAN-APR 2009	JAN-APR 2010	%	JAN-APR 2009	JAN-APR 2010	%
(1)	(2)	(3)	(4)	(5)	(6)	(7)
TOTAL PERTAMBANGAN	62,590,082	122,923,753	96.39	4,689,470	8,657,172	84.61
BIJI TEMBAGA	685,538	890,559	29.91	1,105,935	2,154,127	94.78
BIJI NIKEL	1,920,338	4,822,842	151.15	51,047	147,426	188.80
BAUKSIT	3,357,729	7,109,915	111.75	51,885	125,768	142.40
BIJI TIMAH/TIN	1	0	-100.00	0	0	-100.00
BATU BARA	53,356,960	105,879,367	98.44	3,415,334	6,129,521	79.47
GRANIT	1,214,615	608,112	-49.93	11,556	4,537	-60.73
PASIR ALAM	23	1	-95.71	2	0	-90.47
HASIL TAMBANG LAIN	2054877	3612956	75.82	53711	95792	78.35

TABEL 5. PERKEMBANGAN EKSPOR INDONESIA MENURUT KOMODITI DAN NEGARA TUJUAN

JENIS BARANG	BERAT BERSIH (KG)		PERUB	NILAI FOB (US \$)		PERUB
	JAN-APR 2009	JAN-APR 2010	%	JAN-APR 2009	JAN-APR 2010	%
	(1)	(2)	(3)	(4)	(5)	(6)
MINYAK MENTAH	6,492,851,043	5,346,943,978	-17.65	2,086,454,055	3,021,057,946	44.79
JAPAN	1,186,187,278	1,129,456,131	-4.78	378,175,696	644,980,372	70.55
KOREA, REPUBLIC OF	871,143,535	1,189,792,055	36.58	255,919,217	658,890,886	157.46
TAIWAN	255,255,933	83,568,337	-67.26	76,683,805	44,745,888	-41.65
CHINA	1,139,971,038	280,780,497	-75.37	369,403,538	164,859,077	-55.37
THAILAND	342,643,863	490,864,392	43.26	119,999,580	283,286,312	136.07
SINGAPORE	536,759,601	400,595,463	-25.37	166,477,596	226,730,159	36.19
PHILIPPINES	0	26,969,288	-	0	14,579,481	-
MALAYSIA	211,899,344	313,116,300	47.77	61,890,611	170,441,940	175.39
AUSTRALIA	1,272,149,713	793,401,227	-37.63	436,011,669	446,332,707	2.37
NEW ZEALAND	172,606,597	13,483,565	-92.19	64,208,563	7,945,715	-87.63
UNITED STATES	423,147,636	624,916,723	47.68	134,733,326	358,265,409	165.91
CHILE	81,086,505	0	-100.00	22,950,454	0	-100.00
HASIL MINYAK	1,406,036,707	2,577,292,219	83.30	547,013,443	1,400,430,056	156.01
JAPAN	417,642,399	478,303,117	14.52	146,524,454	234,017,463	59.71
KOREA, REPUBLIC OF	264,011,016	369,252,668	39.86	113,051,870	214,356,821	89.61
TAIWAN	3,210,585	3,520,294	9.65	1,087,631	708,644	-34.85
CHINA	138,552,634	537,389,895	287.86	51,436,307	237,316,422	361.38
THAILAND	10,323,088	364,281	-96.47	4,694,432	397,834	-91.53
SINGAPORE	301,300,459	620,343,095	105.89	115,719,063	382,195,973	230.28
PHILIPPINES	1,038,453	35,523,132	3,320.77	808,067	23,092,943	2,757.80
MALAYSIA	163,889,868	402,906,299	145.84	64,999,933	219,307,835	237.40
MYANMAR (FORM. BURMA)	28,346	14,881	-47.50	40,407	22,498	-44.32
CAMBODIA	0	38,229	-	0	57,997	-
VIET NAM	177,631	0	-100.00	153,032	0	-100.00
INDIA	102,993,606	1,072,570	-98.96	46,470,671	722,136	-98.45
PAKISTAN	306,461	91,631	-70.10	417,785	129,105	-69.10
BANGLADESH	300,000	14,879	-95.04	178,080	25,461	-85.70
YEMEN	1,000,000	27,290	-97.27	502,800	53,546	-89.35
SYRIA ARAB REPUBLIC	0	15,340	-	0	20,260	-
UNITED ARAB EMIRATES	72,507	239,221	229.93	91,219	301,897	230.96
QATAR	200,000	0	-100.00	132,000	0	-100.00
TANZANIA, UNITED REPUBLIC OF	0	4,015	-	0	4,929	-
KENYA	0	97,054,800	-	0	63,686,874	-
NIGERIA	0	16,603	-	0	19,927	-
AUSTRALIA	34,857	99,743	186.15	54,237	147,442	171.85
NEW ZEALAND	59,270	45,231	-23.69	77,522	58,175	-24.96
EAST TIMOR	676,999	8,755,681	1,193.31	310,231	4,771,238	1,437.96
UNITED STATES	0	11,967,999	-	0	10,291,146	-
UNITED KINGDOM	10	0	-100.00	50	0	-100.00
NETHERLANDS	16,000	8,645,000	53,931.25	10,000	7,377,944	73,679.44
GERMANY, FED. REP. OF	0	801,130	-	0	583,076	-
BELGIUM	0	600,000	-	0	573,000	-
FINLAND	13,600	169,595	1,147.02	15,436	172,778	1,019.32
UKRAINE	16,660	15,600	-6.36	18,659	16,692	-10.54
RUSSIA FEDERATION	172,258	0	-100.00	219,557	0	-100.00
GAS ALAM	6,454,998,515	8,891,780,363	37.75	1,952,073,866	4,471,841,166	129.08
JAPAN	4,466,871,634	4,330,273,990	-3.06	1,278,949,149	1,906,179,528	49.04
KOREA, REPUBLIC OF	1,102,429,980	1,336,974,588	21.28	375,158,814	821,942,350	119.09
TAIWAN	0	614,896,711	-	0	379,591,649	-
CHINA	815,149,846	3,000,205	-99.63	280,998,396	3,450,236	-98.77
THAILAND	9,056,317	24,326,355	168.61	3,469,711	20,506,538	491.02
SINGAPORE	0	1,912,914,939	-	0	1,230,925,281	-
MALAYSIA	0	663,348,267	-	0	101,729,862	-
INDIA	61,470,338	6,002,908	-90.23	13,477,600	7,473,746	-44.55
EAST TIMOR	20,400	42,400	107.84	20,196	41,976	107.84
KARET ALAM	4,693,022	3,830,419	-18.38	4,687,303	8,164,017	74.17
JAPAN	72,004	72,000	-0.01	396,380	439,200	10.80
KOREA, REPUBLIC OF	117,708	55,108	-53.18	186,097	149,445	-19.70
CHINA	3,417,099	1,252,294	-63.35	3,042,304	2,098,892	-31.01
SINGAPORE	152,000	153,591	1.05	73,110	289,170	295.53
MALAYSIA	0	75,480	-	0	155,237	-
VIET NAM	0	100,800	-	0	299,376	-
INDIA	0	100,800	-	0	314,496	-
PAKISTAN	0	100,800	-	0	321,552	-
TURKEY	220,000	649,779	195.35	207,500	1,309,687	531.17
UNITED ARAB EMIRATES	0	443,520	-	0	1,250,162	-
UNITED STATES	214,200	84,013	-60.78	289,170	159,605	-44.81
BRAZIL	500,000	420,500	-15.90	492,000	824,590	67.60
GERMANY, FED. REP. OF	11	107,554	977,663.64	742	166,665	22,361.59
BELGIUM	0	107,890	-	0	222,253	-
ITALY	0	106,290	-	0	163,687	-
KOPI	106,302,613	83,491,850	-21.46	199,432,336	157,936,122	-20.81
JAPAN	18,115,811	18,926,949	4.48	35,771,255	33,308,903	-6.88

TABEL 5. PERKEMBANGAN EKSPOR INDONESIA MENURUT KOMODITI DAN NEGARA TUJUAN

JENIS BARANG	BERAT BERSIH (KG)		PERUB	NILAI FOB (US \$)		PERUB
	JAN-APR 2009	JAN-APR 2010	%	JAN-APR 2009	JAN-APR 2010	%
(1)	(2)	(3)	(4)	(5)	(6)	(7)
HONG KONG	437,698	88,199	-79.85	772,606	171,547	-77.80
KOREA, REPUBLIC OF	189,324	2,186,791	1,055.05	439,987	3,083,103	600.73
TAIWAN	1,556,398	1,670,790	7.35	3,541,410	4,376,787	23.59
CHINA	252,659	233,779	-7.47	410,361	478,603	16.63
SINGAPORE	2,539,883	1,820,478	-28.32	4,965,260	2,633,484	-46.96
PHILIPPINES	279,000	170,599	-38.85	406,382	382,522	-5.87
MALAYSIA	3,931,622	6,948,601	76.74	5,878,859	8,964,180	52.48
VIET NAM	0	3,450	-	0	5,779	-
INDIA	439,200	192,000	-56.28	619,660	246,810	-60.17
IRAN (ISLAMIC REPUBLIC OF)	610,800	337,200	-44.79	1,028,634	514,640	-49.97
SAUDI ARABIA	21,000	5,999	-71.43	48,334	18,125	-62.50
JORDAN	19,200	0	-100.00	51,470	0	-100.00
OMAN	80,000	0	-100.00	140,400	0	-100.00
UNITED ARAB EMIRATES	159,900	182,400	14.07	314,291	365,109	16.17
EGYPT	3,337,400	3,953,550	18.46	5,861,783	6,023,852	2.76
MOROCCO	1,613,999	1,386,599	-14.09	2,642,218	1,935,409	-26.75
ALGERIA	7,300,075	615,600	-91.57	11,557,009	821,478	-92.89
SOUTH AFRICA	542,400	112,798	-79.20	867,180	369,410	-57.40
AUSTRALIA	655,199	852,120	30.06	1,550,902	2,677,448	72.64
NEW ZEALAND	112,096	153,433	36.88	341,400	525,573	53.95
EAST TIMOR	0	150	-	0	24	-
UNITED STATES	16,958,126	12,164,794	-28.27	49,859,116	38,847,901	-22.08
CANADA	1,031,699	707,100	-31.46	3,259,026	2,535,184	-22.21
MEXICO	366,000	898,800	145.57	988,488	1,768,580	78.92
ECUADOR	2,049,600	1,708,800	-16.63	3,097,124	2,189,239	-29.31
COSTA RICA	0	37,200	-	0	67,332	-
UNITED KINGDOM	2,663,451	5,272,740	97.97	4,083,077	8,151,708	99.65
NETHERLANDS	419,913	517,257	23.18	1,318,128	1,076,537	-18.33
FRANCE	914,400	110,400	-87.93	1,353,691	245,712	-81.85
GERMANY, FED. REP. OF	20,087,715	7,919,900	-60.57	27,637,092	12,922,256	-53.24
BELGIUM	4,210,977	1,672,499	-60.28	6,987,459	4,026,174	-42.38
SWITZERLAND	146,400	726,199	396.04	217,494	980,944	351.02
DENMARK	148,800	171,300	15.12	274,382	373,257	36.04
NORWAY	54,000	54,000	0.00	152,640	172,890	13.27
SWEDEN	98,999	172,497	74.24	154,676	440,151	184.56
FINLAND	0	38,400	-	0	72,192	-
IRELAND	90,000	105,600	17.33	279,450	364,260	30.35
ITALY	6,397,379	5,344,680	-16.46	10,090,855	8,057,706	-20.15
SPAIN	1,781,400	209,400	-88.25	2,526,794	295,637	-88.30
PORTUGAL	422,400	453,600	7.39	690,754	595,804	-13.75
GREECE	604,800	166,800	-72.42	759,473	232,628	-69.37
POLAND	153,600	0	-100.00	255,870	0	-100.00
ROMANIA	1,194,811	441,600	-63.04	1,809,813	623,107	-65.57
BULGARIA	682,800	448,800	-34.27	1,078,624	651,636	-39.59
ARMENIA	0	111,600	-	0	159,402	-
UKRAINE	0	53,999	-	0	119,912	-
LATVIA	18,000	55,800	210.00	52,020	128,340	146.71
ESTONIA	0	306,000	-	0	401,043	-
GEORGIA	1,932,899	2,386,200	23.45	2,905,406	3,215,699	10.68
MALTA	199,980	0	-100.00	214,038	0	-100.00
SLOVENIA	19,200	19,200	0.00	52,800	63,360	20.00
CZECH REPUBLIC	84,000	378,000	350.00	119,726	466,830	289.92
RUSSIA FEDERATION	1,377,600	997,200	-27.61	2,004,919	1,787,915	-10.82
KAYU BULAT	123,217	0	-100.00	19,640	0	-100.00
JAPAN	1	0	-100.00	1	0	-100.00
HONG KONG	1	0	-100.00	6	0	-100.00
KOREA, REPUBLIC OF	2	0	-100.00	5	0	-100.00
SINGAPORE	4	0	-100.00	35	0	-100.00
MALAYSIA	123,208	0	-100.00	19,588	0	-100.00
UNITED ARAB EMIRATES	1	0	-100.00	5	0	-100.00
UDANG SEGAR/BEKU	42,862,768	35,323,842	-17.59	273,454,509	256,472,773	-6.21
JAPAN	12,255,862	10,682,098	-12.84	99,072,834	101,050,248	2.00
HONG KONG	1,433,720	1,461,198	1.92	5,262,780	7,392,090	40.46
KOREA, REPUBLIC OF	273,997	100,264	-63.41	1,299,595	497,836	-61.69
TAIWAN	524,045	835,801	59.49	1,296,867	2,287,307	76.37
CHINA	1,044,117	214,367	-79.47	4,927,074	1,041,929	-78.85
MACAU	4,117	735	-82.15	4,294	735	-82.88
THAILAND	22,541	1,469,920	6,421.09	184,619	770,507	317.35
SINGAPORE	991,388	578,229	-41.67	2,354,393	1,448,493	-38.48
PHILIPPINES	13,850	8,795	-36.50	22,334	50,132	124.46
MALAYSIA	1,095,258	1,066,215	-2.65	1,123,692	1,300,073	15.70
BRUNEI DARUSSALAM	47	4,851	10,221.28	1,240	26,648	2,049.03
VIET NAM	449,215	368,407	-17.99	2,672,729	3,107,090	16.25
INDIA	12,420	0	-100.00	122,318	0	-100.00
IRAN (ISLAMIC REPUBLIC OF)	1,573	0	-100.00	1,408	0	-100.00
SAUDI ARABIA	0	8	-	0	50	-

TABEL 5. PERKEMBANGAN EKSPOR INDONESIA MENURUT KOMODITI DAN NEGARA TUJUAN

JENIS BARANG	BERAT BERSIH (KG)		PERUB	NILAI FOB (US \$)		PERUB
	JAN-APR 2009	JAN-APR 2010	%	JAN-APR 2009	JAN-APR 2010	%
(1)	(2)	(3)	(4)	(5)	(6)	(7)
ISRAEL	1,328	0	-100.00	3,480	0	-100.00
KUWAIT	669	0	-100.00	715	0	-100.00
JORDAN	325	0	-100.00	807	0	-100.00
LEBANON	22,589	10,225	-54.73	81,189	34,553	-57.44
SYRIA ARAB REPUBLIC	183	0	-100.00	85	0	-100.00
TURKEY	15,312	14,391	-6.01	108,037	27,310	-74.72
UNITED ARAB EMIRATES	33,705	87,765	160.39	248,732	297,801	19.73
CYPRUS	32,227	0	-100.00	78,702	0	-100.00
EGYPT	198,940	54,966	-72.37	1,232,969	652,169	-47.11
MOROCCO	8,720	0	-100.00	37,496	0	-100.00
REUNION	72,451	9,230	-87.26	507,993	51,530	-89.86
SOUTH AFRICA	1,233	0	-100.00	2,852	0	-100.00
MAURITIUS	41,484	2,234	-94.61	301,070	5,623	-98.13
AUSTRALIA	134,857	96,294	-28.60	1,108,858	922,797	-16.78
NEW ZEALAND	12,681	15,694	23.76	62,271	71,109	14.19
EAST TIMOR	0	4,341	-	0	999	-
UNITED STATES	18,010,544	13,441,712	-25.37	116,781,803	103,126,293	-11.69
CANADA	141,924	114,133	-19.58	743,070	782,635	5.32
SURINAME	33	0	-100.00	161	0	-100.00
PERU	405	0	-100.00	937	0	-100.00
TRINIDAD AND TOBAGO	0	43,706	-	0	138,926	-
PUERTO RICO	471,172	429,086	-8.93	2,807,133	2,953,782	5.22
UNITED KINGDOM	1,796,990	1,464,313	-18.51	11,350,142	10,771,974	-5.09
NETHERLANDS	737,066	353,498	-52.04	3,488,980	1,907,590	-45.33
FRANCE	569,202	743,526	30.63	3,139,192	5,498,103	75.14
GERMANY, FED. REP. OF	226,052	130,982	-42.06	1,532,233	1,082,560	-29.35
AUSTRIA	2,684	18	-99.33	4,366	225	-94.85
BELGIUM	1,249,891	874,897	-30.00	8,009,889	6,128,067	-23.49
SWITZERLAND	74,946	41,406	-44.75	506,977	256,137	-49.48
DENMARK	39,246	75,529	92.45	189,163	351,620	85.88
NORWAY	1,517	0	-100.00	3,949	0	-100.00
SWEDEN	41,329	28,809	-30.29	354,228	262,917	-25.78
FINLAND	662	0	-100.00	1,615	0	-100.00
IRELAND	942	0	-100.00	2,358	0	-100.00
ITALY	688,246	337,558	-50.95	1,946,441	929,820	-52.23
SPAIN	11,687	53,094	354.30	60,721	321,654	429.72
PORTUGAL	66,444	0	-100.00	273,704	0	-100.00
GREECE	10,623	0	-100.00	26,736	0	-100.00
HUNGARY	478	166	-65.27	658	886	34.65
POLAND	2,049	8	-99.61	4,407	1,004	-77.22
ROMANIA	105	0	-100.00	372	0	-100.00
ALBANIA	0	7,211	-	0	17,220	-
UKRAINE	395	13,361	3,282.53	696	106,284	15,170.69
LITHUANIA	371	0	-100.00	543	0	-100.00
ESTONIA	153	0	-100.00	145	0	-100.00
CZECH REPUBLIC	421	0	-100.00	3,019	0	-100.00
RUSSIA FEDERATION	18,337	84,801	362.46	99,438	798,047	702.56
TEH	27,893,664	25,475,492	-8.67	42,526,863	50,967,221	19.85
JAPAN	493,333	419,487	-14.97	955,255	1,011,811	5.92
HONG KONG	27,994	31,222	11.53	17,802	16,596	-6.77
KOREA, REPUBLIC OF	0	128	-	0	205	-
TAIWAN	130,196	207,725	59.55	190,187	281,182	47.85
CHINA	48,700	743,215	1,426.11	72,889	1,249,275	1,613.94
PAPUA NEW GUINEA	10,080	22,080	119.05	21,192	56,187	165.13
THAILAND	1,200	2,000	66.67	1,624	3,995	146.00
SINGAPORE	184,147	207,648	12.76	251,255	407,160	62.05
MALAYSIA	2,167,831	2,642,960	21.92	2,930,756	4,484,264	53.01
BRUNEI DARUSSALAM	625	0	-100.00	405	0	-100.00
INDIA	599,499	861,463	43.70	899,307	1,862,929	107.15
PAKISTAN	4,599,385	3,552,239	-22.77	8,010,639	8,436,199	5.31
SRI LANKA	47,400	99,960	110.89	108,498	235,858	117.38
AFGHANISTAN	75,675	100,915	33.35	82,117	212,234	158.45
IRAN (ISLAMIC REPUBLIC OF)	9,600	32,000	233.33	21,590	94,891	339.51
SAUDI ARABIA	88,191	304,600	245.39	141,205	371,265	162.93
ISRAEL	187,120	36,280	-80.61	290,891	82,680	-71.58
TURKEY	76,000	171,640	125.84	128,248	368,886	187.63
UNITED ARAB EMIRATES	1,706,690	1,383,404	-18.94	2,452,774	2,501,319	1.98
EGYPT	140,700	533,840	279.42	230,921	1,235,396	434.99
SOMALIA	18,575	0	-100.00	11,713	0	-100.00
KENYA	22,000	0	-100.00	32,560	0	-100.00
DJIBOUTI	70,469	118,499	68.16	63,458	122,363	92.83
SOUTH AFRICA	48,000	24,000	-50.00	120,255	63,805	-46.94
AUSTRALIA	147,043	158,815	8.01	255,420	334,202	30.84
NEW ZEALAND	169,564	246,398	45.31	190,407	395,978	107.96
FIJI	32,500	55,000	69.23	47,015	125,070	166.02
SAMOA	3,418	8,750	156.00	6,000	15,375	156.25
EAST TIMOR	0	1,186	-	0	133	-

TABEL 5. PERKEMBANGAN EKSPOR INDONESIA MENURUT KOMODITI DAN NEGARA TUJUAN

JENIS BARANG	BERAT BERSIH (KG)		PERUB	NILAI FOB (US \$)		PERUB
	JAN-APR 2009	JAN-APR 2010	%	JAN-APR 2009	JAN-APR 2010	%
	(1)	(2)	(3)	(4)	(5)	(6)
UNITED STATES	2,572,543	1,979,112	-23.07	3,723,136	4,054,444	8.90
CANADA	172,968	287,133	66.00	232,191	481,225	107.25
SURINAME	434	2,077	378.57	2,067	7,205	248.57
CHILE	108,200	176,200	62.85	173,618	374,202	115.53
PUERTO RICO	540	540	0.00	864	1,382	59.95
UNITED KINGDOM	3,076,384	2,055,995	-33.17	4,863,107	4,372,216	-10.09
NETHERLANDS	1,332,924	971,680	-27.10	2,015,014	2,028,041	0.65
GERMANY, FED. REP. OF	2,662,078	1,687,707	-36.60	3,376,123	2,761,300	-18.21
BELGIUM	22,152	152	-99.31	18,330	456	-97.51
SWITZERLAND	0	42,000	-	0	62,740	-
DENMARK	9,400	9,560	1.70	14,720	22,867	55.35
SPAIN	0	18,107	-	0	29,802	-
POLAND	1,073,060	818,193	-23.75	1,727,907	1,737,723	0.57
BULGARIA	0	900	-	0	14,519	-
KAZAKHSTAN	24,000	48,540	102.25	36,182	126,882	250.68
KYRGYZSTAN	72,580	73,440	1.18	119,812	164,506	37.30
UKRAINE	567,112	302,281	-46.70	809,360	531,064	-34.38
UZBEKISTAN	21,000	27,030	28.71	31,080	38,555	24.05
LITHUANIA	0	13,260	-	0	34,611	-
LATVIA	25,476	38,979	53.00	43,154	74,899	73.56
RUSSIA FEDERATION	5,046,878	4,957,152	-1.78	7,805,815	10,079,324	29.13
-LADA HITAM	12,048,736	7,583,286	-37.06	24,712,176	21,072,605	-14.73
JAPAN	130,740	219,506	67.90	468,466	914,095	95.13
HONG KONG	43,248	40,624	-6.07	93,226	123,600	32.58
KOREA, REPUBLIC OF	90,000	15,000	-83.33	204,150	53,490	-73.80
TAIWAN	185,000	0	-100.00	378,485	0	-100.00
SINGAPORE	282,955	63,664	-77.50	516,505	138,861	-73.12
PHILIPPINES	66,638	77,884	16.88	24,489	41,047	67.61
MALAYSIA	8,518	108,500	1,173.77	19,200	319,830	1,565.78
VIET NAM	1,270,525	961,050	-24.36	2,770,526	2,676,321	-3.40
INDIA	2,417,000	1,120,000	-53.66	5,242,012	2,554,845	-51.26
TURKEY	181,998	0	-100.00	319,974	0	-100.00
AUSTRALIA	90,000	90,000	0.00	217,770	293,900	34.96
UNITED STATES	6,619,364	4,015,446	-39.34	12,883,469	11,363,310	-11.80
CANADA	25,000	50,000	100.00	47,308	150,180	217.45
JAMAICA	0	25,000	-	0	88,344	-
DOMINICAN REPUBLIC	0	4,436	-	0	12,775	-
NETHERLANDS	88,501	133,719	51.09	188,677	461,030	144.35
FRANCE	85,950	76,860	-10.58	196,819	212,282	7.86
GERMANY, FED. REP. OF	150,000	0	-100.00	446,776	0	-100.00
BELGIUM	15,000	25,475	69.83	51,975	90,275	73.69
ITALY	16,000	45,000	181.25	37,789	140,745	272.45
SPAIN	0	30,000	-	0	92,600	-
BULGARIA	32,299	31,122	-3.64	50,810	63,700	25.37
RUSSIA FEDERATION	250,000	450,000	80.00	553,750	1,281,375	131.40
-LADA PUTIH	3,609,347	3,339,939	-7.46	13,609,278	16,011,427	17.65
JAPAN	240,000	240,000	0.00	997,490	1,140,550	14.34
HONG KONG	16,000	0	-100.00	55,680	0	-100.00
KOREA, REPUBLIC OF	12,494	0	-100.00	43,350	0	-100.00
TAIWAN	104,000	25,000	-75.96	343,660	126,925	-63.07
SINGAPORE	734,520	593,646	-19.18	2,565,581	2,817,413	9.82
PHILIPPINES	9,337	7,413	-20.61	27,210	24,267	-10.82
MALAYSIA	126,702	142,353	12.35	466,634	725,532	55.48
VIET NAM	303,500	307,500	1.32	1,209,589	1,498,667	23.90
INDIA	87,500	120,390	37.59	298,958	459,368	53.66
PAKISTAN	1,352	0	-100.00	2,002	0	-100.00
AUSTRALIA	34,000	68,000	100.00	141,500	341,820	141.57
UNITED STATES	741,497	921,000	24.21	2,948,087	4,521,221	53.36
CANADA	34,068	0	-100.00	137,450	0	-100.00
DOMINICAN REPUBLIC	0	2,624	-	0	10,622	-
UNITED KINGDOM	16,000	30,000	87.50	62,440	141,750	127.02
NETHERLANDS	516,379	425,074	-17.68	2,008,557	2,082,981	3.71
FRANCE	60,000	64,000	6.67	215,475	307,600	42.75
GERMANY, FED. REP. OF	509,998	321,999	-36.86	1,839,520	1,517,880	-17.48
BELGIUM	32,000	55,940	74.81	112,625	242,581	115.39
ITALY	30,000	15,000	-50.00	133,470	52,250	-60.85
-KAYU MANIS DAN BUNGANYA	8,546,459	9,224,960	7.94	6,944,913	9,373,778	34.97
JAPAN	0	500	-	0	2,600	-
HONG KONG	0	15,040	-	0	3,008	-
KOREA, REPUBLIC OF	99,338	69,656	-29.88	68,676	56,036	-18.41
TAIWAN	468	0	-100.00	113	0	-100.00
CHINA	54,950	80,173	45.90	34,025	49,089	44.27
THAILAND	365,601	496,111	35.70	318,483	578,596	81.67
SINGAPORE	111,203	153,388	37.94	80,722	132,119	63.67
PHILIPPINES	141	0	-100.00	443	0	-100.00

TABEL 5. PERKEMBANGAN EKSPOR INDONESIA MENURUT KOMODITI DAN NEGARA TUJUAN

JENIS BARANG	BERAT BERSIH (KG)		PERUB %	NILAI FOB (US \$)		PERUB %
	JAN-APR 2009	JAN-APR 2010		JAN-APR 2009	JAN-APR 2010	
	(1)	(2)	(3)	(4)	(5)	(6)
MALAYSIA	344,886	453,760	31.57	319,850	382,357	19.54
VIET NAM	0	335,979	-	0	306,543	-
MALDIVES	785	249	-68.28	1,666	563	-66.21
INDIA	51,000	136,522	167.69	35,799	137,437	283.91
PAKISTAN	0	48,000	-	0	8,640	-
BANGLADESH	0	47,625	-	0	20,165	-
IRAQ	0	8,010	-	0	8,010	-
IRAN (ISLAMIC REPUBLIC OF)	10,000	0	-100.00	6,000	0	-100.00
ISRAEL	32,584	28,247	-13.31	29,398	23,228	-20.99
JORDAN	15,799	4,896	-69.01	10,057	5,034	-49.95
LEBANON	13,000	0	-100.00	11,800	0	-100.00
SYRIA ARAB REPUBLIC	45,433	141,338	211.09	34,864	102,814	194.90
TURKEY	172,585	93,500	-45.82	89,907	57,625	-35.91
UNITED ARAB EMIRATES	298,742	285,570	-4.41	151,498	166,951	10.20
EGYPT	48,999	102,303	108.79	44,445	90,091	102.70
LIBYAN ARAB JAMAHIRIYA	19,999	21,000	5.01	20,587	18,045	-12.35
TUNISIA	0	17,000	-	0	20,740	-
ALGERIA	150,469	165,264	9.83	108,558	146,118	34.60
SOUTH AFRICA	10,000	0	-100.00	5,450	0	-100.00
MAURITIUS	22,998	16,000	-30.43	19,900	17,120	-13.97
AUSTRALIA	4,918	23,699	381.88	6,600	30,765	366.14
UNITED STATES	4,435,074	4,352,272	-1.87	3,818,204	4,643,655	21.62
CANADA	99,630	41,211	-58.64	89,473	49,596	-44.57
MEXICO	34,000	35,780	5.24	21,050	34,410	63.47
SURINAME	358	151	-57.82	1,880	578	-69.26
VENEZUELA	84,900	58,999	-30.51	78,116	66,975	-14.26
ARGENTINA	4,162	0	-100.00	2,980	0	-100.00
BRAZIL	224,664	151,466	-32.58	161,389	159,750	-1.02
COLOMBIA	0	20,500	-	0	15,768	-
DOMINICAN REPUBLIC	599,732	488,999	-18.46	412,559	442,841	7.34
UNITED KINGDOM	10,625	8,000	-24.71	5,534	15,660	182.98
NETHERLANDS	254,271	278,483	9.52	164,810	394,083	139.11
FRANCE	259,174	113,619	-56.16	243,801	121,513	-50.16
GERMANY, FED. REP. OF	164,101	438,294	167.09	127,952	438,706	242.87
BELGIUM	38,717	11,026	-71.52	27,620	15,082	-45.39
NORWAY	9,000	0	-100.00	7,425	0	-100.00
SWEDEN	9,163	3,410	-62.79	12,075	4,756	-60.61
FINLAND	0	24,999	-	0	24,177	-
ITALY	25,933	0	-100.00	33,291	0	-100.00
SPAIN	44,000	7,472	-83.02	30,125	8,705	-71.10
PORTUGAL	65,314	117,000	79.13	91,020	186,035	104.39
GREECE	129,095	160,498	24.33	102,988	196,474	90.77
POLAND	108,000	47,000	-56.48	67,140	42,115	-37.27
ROMANIA	1,000	0	-100.00	1,450	0	-100.00
BULGARIA	10,499	0	-100.00	7,125	0	-100.00
UKRAINE	17,584	0	-100.00	9,204	0	-100.00
CROATIA	13,565	0	-100.00	10,961	0	-100.00
RUSSIA FEDERATION	30,000	121,951	306.50	17,900	149,205	733.55
-BIJI PALA & BUNGANYA DAN KAPULAG/	6,304,485	6,642,212	5.36	17,241,877	26,581,296	54.17
JAPAN	211,394	180,083	-14.81	1,469,000	1,627,356	10.78
HONG KONG	19,947	1,855	-90.70	79,420	39,123	-50.74
KOREA, REPUBLIC OF	97,810	153,003	56.43	175,430	432,402	146.48
TAIWAN	51,458	7,966	-84.52	41,887	20,178	-51.83
CHINA	38,035	37,867	-0.44	36,700	63,829	73.92
THAILAND	49,227	71,293	44.82	258,870	478,137	84.70
SINGAPORE	219,384	235,369	7.29	1,243,979	1,805,081	45.11
PHILIPPINES	24,257	38,761	59.79	81,819	147,147	79.84
MALAYSIA	189,686	343,107	80.88	245,848	724,911	194.86
CAMBODIA	0	180	-	0	80	-
VIET NAM	3,200,924	2,542,567	-20.57	4,836,909	4,707,653	-2.67
INDIA	306,371	204,236	-33.34	766,810	1,074,475	40.12
PAKISTAN	50,852	126,643	149.04	273,149	688,959	152.23
BANGLADESH	76,565	129,320	68.90	488,436	569,081	16.51
SAUDI ARABIA	7,263	13,308	83.23	3,632	7,407	103.94
ISRAEL	0	6,416	-	0	14,757	-
KUWAIT	1,555	0	-100.00	5,450	0	-100.00
JORDAN	5,916	2,638	-55.41	7,357	2,713	-63.12
LEBANON	13,499	0	-100.00	58,675	0	-100.00
SYRIA ARAB REPUBLIC	0	29,640	-	0	103,312	-
UNITED ARAB EMIRATES	17,613	97,232	452.05	46,368	82,602	78.14
EGYPT	0	21,875	-	0	26,231	-
MOROCCO	37,332	25,226	-32.43	173,498	149,625	-13.76
GHANA	14,999	0	-100.00	81,750	0	-100.00
NIGERIA	17,500	35,999	105.71	87,500	78,951	-9.77
BENIN	18,000	10,000	-44.44	14,400	8,000	-44.44
SOUTH AFRICA	0	14,003	-	0	106,414	-
AUSTRALIA	80,560	47,065	-41.58	329,243	268,264	-18.52

TABEL 5. PERKEMBANGAN EKSPOR INDONESIA MENURUT KOMODITI DAN NEGARA TUJUAN

JENIS BARANG	BERAT BERSIH (KG)		PERUB %	NILAI FOB (US \$)		PERUB %
	JAN-APR 2009	JAN-APR 2010		JAN-APR 2009	JAN-APR 2010	
(1)	(2)	(3)	(4)	(5)	(6)	(7)
EAST TIMOR	0	1,589	-	0	294	-
UNITED STATES	259,085	425,704	64.31	897,493	1,904,518	112.20
CANADA	46,284	32,777	-29.18	144,577	129,075	-10.72
MEXICO	6,499	3,334	-48.70	6,524	5,950	-8.80
ARGENTINA	98,047	14,964	-84.74	220,197	87,850	-60.10
BRAZIL	27,653	27,891	0.86	40,845	52,700	29.02
DOMINICAN REPUBLIC	9,767	18,938	93.90	21,494	66,660	210.13
NETHERLANDS	471,882	583,941	23.75	2,024,947	3,830,521	89.17
FRANCE	3,400	68,993	1,929.21	32,379	722,339	2,130.89
GERMANY, FED. REP. OF	219,274	459,296	109.46	1,090,842	2,631,183	141.21
BELGIUM	180,674	271,482	50.26	881,303	1,621,503	83.99
ITALY	62,975	221,384	251.54	394,948	1,717,412	334.85
SPAIN	85,299	45,000	-47.24	389,632	191,100	-50.95
PORTUGAL	14,500	0	-100.00	53,938	0	-100.00
BULGARIA	0	3,867	-	0	8,741	-
UKRAINE	0	21,400	-	0	57,762	-
RUSSIA FEDERATION	68,999	66,000	-4.35	236,628	327,000	38.19
-PANILI	33,961	81,942	141.28	398,457	1,054,559	164.66
JAPAN	100	5	-95.00	3,435	250	-92.72
HONG KONG	25	0	-100.00	622	0	-100.00
TAIWAN	0	447	-	0	19,455	-
CHINA	1,701	13,250	678.95	24,590	158,394	544.14
SINGAPORE	578	246	-57.44	2,545	8,619	238.66
MALAYSIA	1,227	74	-93.97	1,569	2,039	29.96
AUSTRALIA	703	521	-25.89	15,029	11,528	-23.29
NEW ZEALAND	0	128	-	0	7,296	-
UNITED STATES	9,126	60,822	566.47	135,543	823,109	507.27
DOMINICA	0	180	-	0	5,651	-
UNITED KINGDOM	400	465	16.25	9,046	10,143	12.13
NETHERLANDS	20,000	5,804	-70.98	204,000	8,075	-96.04
GERMANY, FED. REP. OF	101	0	-100.00	2,078	0	-100.00
-LAINNYA	4,211,592	3,826,469	-9.14	6,486,595	6,526,105	0.61
JAPAN	181,053	114,883	-36.55	366,443	196,034	-46.50
HONG KONG	14,584	12,064	-17.28	81,801	110,043	34.53
KOREA, REPUBLIC OF	2,012	2,326	15.61	6,729	7,497	11.41
TAIWAN	104,309	128,749	23.43	214,127	99,090	-53.72
CHINA	24,224	0	-100.00	8,546	0	-100.00
THAILAND	13,952	13,106	-6.06	68,513	87,146	27.20
SINGAPORE	365,979	299,981	-18.03	158,707	205,046	29.20
PHILIPPINES	122	640	424.59	384	6,413	1,570.05
MALAYSIA	452,456	440,048	-2.74	580,766	511,424	-11.94
BRUNEI DARUSSALAM	0	5	-	0	14	-
VIET NAM	707,939	232,070	-67.22	783,171	581,601	-25.74
INDIA	1,158,717	1,327,266	14.55	1,385,323	2,240,199	61.71
PAKISTAN	27,270	111,391	308.47	40,028	161,928	304.54
BANGLADESH	86,200	92,000	6.73	52,250	78,309	49.87
SAUDI ARABIA	320,903	263,119	-18.01	712,241	923,891	29.72
ISRAEL	36,350	0	-100.00	13,965	0	-100.00
KUWAIT	6,492	0	-100.00	22,753	0	-100.00
JORDAN	32,683	20,454	-37.42	10,859	9,629	-11.33
LEBANON	0	87,000	-	0	24,550	-
SYRIA ARAB REPUBLIC	84,564	89,000	5.25	32,148	44,330	37.89
UNITED ARAB EMIRATES	84,453	147,977	75.22	83,061	64,734	-22.06
QATAR	0	774	-	0	313	-
EGYPT	23,832	40,000	67.84	20,466	25,395	24.08
MOROCCO	18,767	0	-100.00	34,750	0	-100.00
BENIN	0	10,723	-	0	5,852	-
SOUTH AFRICA	0	16,573	-	0	10,096	-
AUSTRALIA	14,765	61,130	314.02	55,752	150,164	169.34
NEW ZEALAND	85	4,019	4,628.24	972	26,800	2,657.20
EAST TIMOR	0	338	-	0	284	-
UNITED STATES	150,253	200,082	33.16	601,435	661,283	9.95
CANADA	141	12,297	8,621.28	464	34,836	7,407.76
MEXICO	2,214	0	-100.00	2,223	0	-100.00
ARGENTINA	551	335	-39.20	1,647	2,200	33.58
BRAZIL	16,585	15,908	-4.08	92,923	144,426	55.43
UNITED KINGDOM	100	19,000	18,900.00	90	2,225	2,372.22
NETHERLANDS	135,678	33,188	-75.54	163,746	58,307	-64.39
FRANCE	123,653	13,004	-89.48	863,364	29,259	-96.61
GERMANY, FED. REP. OF	4,670	15,361	228.93	10,475	20,446	95.19
BELGIUM	4,805	0	-100.00	6,151	0	-100.00
SWITZERLAND	94	0	-100.00	678	0	-100.00
ITALY	1,023	113	-88.95	3,852	416	-89.20
UKRAINE	10,114	0	-100.00	5,792	0	-100.00
RUSSIA FEDERATION	0	1,545	-	0	1,925	-

TABEL 5. PERKEMBANGAN EKSPOR INDONESIA MENURUT KOMODITI DAN NEGARA TUJUAN

JENIS BARANG	BERAT BERSIH (KG)		PERUB	NILAI FOB (US \$)		PERUB
	JAN-APR 2009	JAN-APR 2010	%	JAN-APR 2009	JAN-APR 2010	%
	(1)	(2)	(3)	(4)	(5)	(6)
TEBAKAU	14,593,494	11,051,648	-24.27	38,746,603	26,973,460	-30.38
JAPAN	30,000	84,739	182.46	60,000	515,026	758.38
KOREA, REPUBLIC OF	97,200	8,117	-91.65	68,040	6,580	-90.33
TAIWAN	207,000	24,700	-88.07	4,910	1,745	-64.46
CHINA	22,000	63,371	188.05	454,740	1,007,572	121.57
SINGAPORE	251,978	83,281	-66.95	1,146,121	90,217	-92.13
PHILIPPINES	484,049	110,880	-77.09	778,252	252,648	-67.54
MALAYSIA	1,512,567	499,969	-66.95	6,126,444	519,969	-91.51
CAMBODIA	57,600	0	-100.00	8,064	0	-100.00
VIET NAM	9,999	157,145	1,471.61	10,250	258,029	2,417.36
BANGLADESH	0	19,200	-	0	13,440	-
SRI LANKA	44,427	27,414	-38.29	872,312	387,889	-55.53
UNITED ARAB EMIRATES	0	54,000	-	0	43,659	-
EGYPT	1,765,916	1,879,835	6.45	3,843,608	4,726,789	22.98
MOROCCO	71,280	0	-100.00	74,844	0	-100.00
TUNISIA	119,800	200,000	66.94	322,670	301,500	-6.56
ALGERIA	90,000	193,800	115.33	72,000	294,908	309.59
KENYA	0	86,759	-	0	38,892	-
CAMEROON	34,560	17,280	-50.00	13,133	6,566	-50.00
SENEGAL	40,014	36,000	-10.03	62,022	25,200	-59.37
MAURITANIA	20,000	93,460	367.30	75,600	192,939	155.21
SOUTH AFRICA	456,771	197,618	-56.74	1,617,152	251,180	-84.47
AUSTRALIA	165,445	119,394	-27.83	341,820	205,708	-39.82
UNITED STATES	1,495,002	1,263,966	-15.45	2,445,718	1,680,948	-31.27
HONDURAS	9,000	5,083	-43.52	91,800	169,646	84.80
NICARAGUA	106,997	64,991	-39.26	780,733	596,528	-23.59
CHILE	57,600	153,600	166.67	20,160	53,760	166.67
BRAZIL	0	30	-	0	30	-
PARAGUAY	80,000	496,600	520.75	101,600	708,000	596.85
PUERTO RICO	0	18,000	-	0	51,840	-
DOMINICAN REPUBLIC	18,171	133,621	635.35	36,342	946,627	2,504.77
EL SALVADOR	9,000	0	-100.00	71,211	0	-100.00
NETHERLANDS	1,048,985	637,343	-39.24	3,058,221	1,179,637	-61.43
FRANCE	553,555	93,343	-83.14	1,444,225	12,480	-99.14
GERMANY, FED. REP. OF	572,244	559,895	-2.16	3,419,867	1,621,729	-52.58
AUSTRIA	0	18,000	-	0	12,600	-
BELGIUM	3,055,774	2,050,663	-32.89	7,161,514	8,130,323	13.53
DENMARK	177,715	180	-99.90	565,170	180	-99.97
SWEDEN	0	40,319	-	0	5,242	-
IRELAND	257,400	118,800	-53.85	846,450	551,232	-34.88
ITALY	603,855	100,000	-83.44	1,528,220	220,000	-85.60
SPAIN	42,998	14,437	-66.42	343,261	119,875	-65.08
GREECE	15,000	0	-100.00	600	0	-100.00
POLAND	60,000	79,200	32.00	97,000	359,568	270.69
BULGARIA	0	39,599	-	0	184,536	-
ARMENIA	0	18,779	-	0	45,495	-
UKRAINE	135,519	0	-100.00	215,774	0	-100.00
UZBEKISTAN	0	19,200	-	0	12,480	-
LITHUANIA	40,149	0	-100.00	35,331	0	-100.00
RUSSIA FEDERATION	773,924	1,169,037	51.05	531,424	1,170,248	120.21
BIJI COKLAT	104,758,186	116,144,957	10.87	237,762,826	330,273,667	38.91
JAPAN	50,000	105,000	110.00	102,500	331,054	222.98
KOREA, REPUBLIC OF	0	230	-	0	1,078	-
CHINA	2,834,585	6,306,624	122.49	6,122,141	18,363,716	199.96
THAILAND	2,248,466	1,912,500	-14.94	5,098,018	5,724,356	12.29
SINGAPORE	12,340,645	13,926,726	12.85	28,876,084	41,283,326	42.97
MALAYSIA	46,839,189	55,182,850	17.81	106,992,653	155,202,765	45.06
INDIA	1,000,000	2,350,000	135.00	2,078,460	6,404,313	208.13
SRI LANKA	0	60,000	-	0	206,750	-
SUDAN	75,000	0	-100.00	180,450	0	-100.00
AUSTRALIA	0	29	-	0	189	-
SAMOA	3,600	0	-100.00	9,720	0	-100.00
UNITED STATES	31,933,889	32,018,876	0.27	71,471,792	89,863,116	25.73
MEXICO	0	399,997	-	0	1,190,712	-
BRAZIL	5,967,323	0	-100.00	13,189,394	0	-100.00
COSTA RICA	16,000	0	-100.00	14,310	0	-100.00
NETHERLANDS	1,061,989	262,501	-75.28	2,420,256	796,589	-67.09
GERMANY, FED. REP. OF	387,500	3,109,624	702.48	1,207,048	9,156,073	658.55
BELGIUM	0	410,000	-	0	1,449,508	-
SPAIN	0	100,000	-	0	300,122	-
-IKAN TONGKOL/TUNA	21,939,926	19,237,810	-12.32	47,393,634	51,420,310	8.50
JAPAN	6,386,697	8,472,976	32.67	24,483,896	30,270,128	23.63
HONG KONG	466,772	79,279	-83.02	739,096	149,578	-79.76
KOREA, REPUBLIC OF	222,881	128,841	-42.19	285,549	321,966	12.75
TAIWAN	1,095,096	1,383,117	26.30	1,707,129	964,694	-43.49
CHINA	1,240,001	489,802	-60.50	748,574	398,293	-46.79

TABEL 5. PERKEMBANGAN EKSPOR INDONESIA MENURUT KOMODITI DAN NEGARA TUJUAN

JENIS BARANG	BERAT BERSIH (KG)		PERUB %	NILAI FOB (US \$)		PERUB %
	JAN-APR 2009	JAN-APR 2010		JAN-APR 2009	JAN-APR 2010	
(1)	(2)	(3)	(4)	(5)	(6)	(7)
THAILAND	6,393,090	3,409,590	-46.67	4,853,890	2,468,769	-49.14
SINGAPORE	490,338	421,352	-14.07	981,987	1,331,635	35.61
PHILIPPINES	24,909	59,694	139.65	20,726	69,324	234.48
MALAYSIA	230,943	141,115	-38.90	231,438	286,217	23.67
VIET NAM	1,690,662	820,137	-51.49	2,471,362	1,955,322	-20.88
SRI LANKA	35,369	194,049	448.64	44,150	265,798	502.03
IRAN (ISLAMIC REPUBLIC OF)	190,322	54,000	-71.63	216,073	47,500	-78.02
SAUDI ARABIA	0	212,926	-	0	615,200	-
ISRAEL	103,870	151,019	45.39	120,820	312,609	158.74
KUWAIT	1,799	30,492	1,594.94	6,610	98,140	1,384.72
JORDAN	500	106,272	21,154.40	5,850	316,420	5,308.89
LEBANON	6,384	13,044	104.32	19,083	185,350	871.28
YEMEN	0	585,992	-	0	1,917,960	-
UNITED ARAB EMIRATES	35,793	100,903	181.91	113,744	342,485	201.10
QATAR	0	480	-	0	2,400	-
BAHRAIN	0	400	-	0	4,000	-
EGYPT	601,000	453,000	-24.63	489,869	318,215	-35.04
LIBYAN ARAB JAMAHIRIYA	315,000	0	-100.00	1,248,930	0	-100.00
TUNISIA	210,125	0	-100.00	216,575	0	-100.00
SOUTH AFRICA	7	0	-100.00	10	0	-100.00
AUSTRALIA	45,546	52,995	16.35	57,507	298,134	418.43
NEW ZEALAND	18,500	14,901	-19.45	17,650	32,782	85.73
EAST TIMOR	3,588	0	-100.00	6,341	0	-100.00
UNITED STATES	1,751,416	1,315,506	-24.89	7,432,804	6,216,997	-16.36
CANADA	10,424	0	-100.00	23,249	0	-100.00
MEXICO	0	226,840	-	0	1,262,012	-
PANAMA	28,000	0	-100.00	20,200	0	-100.00
PERU	51,405	0	-100.00	75,016	0	-100.00
DOMINICAN REPUBLIC	22,803	0	-100.00	25,083	0	-100.00
UNITED KINGDOM	11	24,862	225,918.18	22	111,751	507,859.09
NETHERLANDS	41,368	10,770	-73.97	70,487	32,308	-54.16
FRANCE	8,857	113,529	1,181.80	30,011	236,271	687.28
GERMANY, FED. REP. OF	20,000	0	-100.00	30,000	0	-100.00
AUSTRIA	24,220	0	-100.00	24,220	0	-100.00
BELGIUM	71,519	52,240	-26.96	335,045	227,516	-32.09
SWITZERLAND	560	0	-100.00	2,613	0	-100.00
FINLAND	15,119	15,120	0.01	44,460	45,360	2.02
ITALY	19,999	36,890	84.46	27,000	116,758	332.44
UKRAINE	318	1,000	214.47	1,620	5,900	264.20
RUSSIA FEDERATION	64,715	64,677	-0.06	164,945	192,518	16.72
-UBUR-UBUR	1,457,031	3,010,056	106.59	2,999,698	4,435,902	47.88
JAPAN	458,060	403,598	-11.89	999,049	1,064,560	6.56
HONG KONG	70,177	42,380	-39.61	227,197	124,569	-45.17
KOREA, REPUBLIC OF	223,949	346,613	54.77	368,945	502,230	36.13
TAIWAN	258,616	226,025	-12.60	373,299	334,636	-10.36
CHINA	51,041	50	-99.90	77,153	165	-99.79
MACAU	0	90	-	0	1,440	-
THAILAND	575	111	-80.70	2,158	997	-53.80
SINGAPORE	10,050	9,290	-7.56	24,026	30,459	26.78
MALAYSIA	5,135	42,801	733.52	17,850	40,860	128.91
VIET NAM	19,540	1,474,075	7,443.88	82,986	1,180,272	1,322.25
INDIA	0	145	-	0	10	-
IRAN (ISLAMIC REPUBLIC OF)	4	20	400.00	55	103	87.27
ISRAEL	515	425	-17.48	270	296	9.63
JORDAN	0	52	-	0	111	-
TURKEY	0	1,019	-	0	3,092	-
UNITED ARAB EMIRATES	509	1,313	157.96	676	2,854	322.19
SOUTH AFRICA	59,661	48,693	-18.38	199,853	146,057	-26.92
MAURITIUS	120	0	-100.00	602	0	-100.00
AUSTRALIA	3,539	3,029	-14.41	13,485	12,387	-8.14
NEW ZEALAND	98	331	237.76	83	937	1,028.92
UNITED STATES	77,195	163,074	111.25	172,329	467,799	171.46
CANADA	136,085	139,168	2.27	337,257	299,410	-11.22
MEXICO	0	9,600	-	0	30,000	-
ARGENTINA	0	45	-	0	375	-
BRAZIL	0	120	-	0	272	-
UNITED KINGDOM	11,301	15,838	40.15	6,915	33,766	388.30
NETHERLANDS	7,351	10,575	43.86	6,509	21,660	232.77
FRANCE	16,359	29,601	80.95	11,469	34,080	197.15
GERMANY, FED. REP. OF	16,400	21,212	29.34	15,753	56,387	257.94
AUSTRIA	624	113	-81.89	1,812	252	-86.09
BELGIUM	24,290	194	-99.20	49,121	376	-99.23
SWITZERLAND	218	1,729	693.12	632	1,652	161.39
DENMARK	99	514	419.19	239	685	186.61
NORWAY	0	300	-	0	383	-
SWEDEN	179	493	175.42	327	795	143.12
FINLAND	31	160	416.13	84	343	308.33

TABEL 5. PERKEMBANGAN EKSPOR INDONESIA MENURUT KOMODITI DAN NEGARA TUJUAN

JENIS BARANG	BERAT BERSIH (KG)		PERUB %	NILAI FOB (US \$)		PERUB %
	JAN-APR 2009	JAN-APR 2010		JAN-APR 2009	JAN-APR 2010	
	(1)	(2)	(3)	(4)	(5)	(6)
IRELAND	0	795	-	0	1,879	-
ITALY	2,685	2,974	10.76	7,680	9,743	26.86
SPAIN	0	634	-	0	2,631	-
GREECE	159	3,034	1,808.18	143	6,310	4,312.59
HUNGARY	0	176	-	0	268	-
POLAND	807	1,768	119.08	762	3,307	333.99
BULGARIA	0	166	-	0	476	-
UKRAINE	0	127	-	0	265	-
LITHUANIA	0	3,945	-	0	13,620	-
CROATIA	0	208	-	0	111	-
CZECH REPUBLIC	1,075	1,012	-5.86	670	1,000	49.25
RUSSIA FEDERATION	584	2,421	314.55	309	2,022	554.37
-KEPITING, KERANG-KERANGAN	15,153,091	21,448,352	41.54	42,637,651	57,991,611	36.01
JAPAN	310,469	625,458	101.46	1,507,847	2,617,409	73.59
HONG KONG	466,077	1,440,508	209.07	1,361,716	3,200,888	135.06
KOREA, REPUBLIC OF	718,170	949,468	32.21	2,228,692	2,333,848	4.72
TAIWAN	1,928,595	2,284,336	18.45	3,497,356	2,858,285	-18.27
CHINA	2,468,854	2,042,348	-17.28	1,818,904	1,717,864	-5.55
MACAU	5,943	6,574	10.62	6,247	7,266	16.31
THAILAND	358,980	2,442,604	580.43	261,513	1,619,097	519.13
SINGAPORE	920,100	1,072,765	16.59	2,503,635	2,351,398	-6.08
PHILIPPINES	512	40,814	7,871.48	21,302	153,786	621.93
MALAYSIA	1,058,255	1,228,389	16.08	1,378,848	1,088,343	-21.07
VIET NAM	884,005	2,445,492	176.64	704,894	2,454,672	248.23
INDIA	104,341	76,742	-26.45	101,158	94,379	-6.70
IRAN (ISLAMIC REPUBLIC OF)	0	27	-	0	263	-
SAUDI ARABIA	0	2	-	0	2	-
ISRAEL	0	306	-	0	70	-
KUWAIT	0	11	-	0	300	-
LEBANON	20,007	58,171	190.75	64,724	146,802	126.81
TURKEY	22,680	106,469	369.44	34,020	178,931	425.96
UNITED ARAB EMIRATES	0	60	-	0	2,214	-
CYPRUS	108,300	56,452	-47.87	296,265	143,651	-51.51
EGYPT	51,249	0	-100.00	78,406	0	-100.00
TUNISIA	0	25,050	-	0	52,508	-
SOUTH AFRICA	9,083	6	-99.93	12,070	75	-99.38
MAURITIUS	91,186	107,918	18.35	195,769	243,737	24.50
AUSTRALIA	143,101	108,132	-24.44	532,669	460,650	-13.52
AMERICAN SAMOA	0	290	-	0	234	-
UNITED STATES	2,232,790	2,225,038	-0.35	17,223,533	25,156,159	46.06
CANADA	112,190	106,545	-5.03	365,408	619,302	69.48
MEXICO	207,701	10,683	-94.86	384,354	16,358	-95.74
PANAMA	60,217	0	-100.00	206,174	0	-100.00
URUGUAY	0	26,000	-	0	26,000	-
PUERTO RICO	318,958	119,753	-62.45	1,143,213	387,571	-66.10
DOMINICAN REPUBLIC	0	7,213	-	0	24,719	-
MARTINIQUE	0	35,592	-	0	91,118	-
GUADELOUPE	0	60,146	-	0	116,084	-
UNITED KINGDOM	10,594	2,831	-73.28	133,434	1,699	-98.73
NETHERLANDS	40,206	47,453	18.02	290,488	181,378	-37.56
FRANCE	18,387	101,833	453.83	37,631	233,049	519.30
GERMANY, FED. REP. OF	58,809	52,785	-10.24	135,520	161,746	19.35
AUSTRIA	0	2,122	-	0	7,885	-
BELGIUM	43,862	49,282	12.36	164,281	211,394	28.68
SWITZERLAND	4,796	2,146	-55.25	12,829	10,617	-17.24
DENMARK	0	235	-	0	141	-
NORWAY	0	79	-	0	100	-
SWEDEN	0	1,216	-	0	472	-
ITALY	2,092,965	2,944,732	40.70	5,230,958	7,405,415	41.57
SPAIN	48,110	67,674	40.67	109,970	207,277	88.49
PORTUGAL	157,786	198,623	25.88	359,169	419,611	16.83
GREECE	0	81,930	-	0	260,127	-
HUNGARY	0	8	-	0	43	-
POLAND	0	734	-	0	874	-
ALBANIA	0	58,637	-	0	168,380	-
UKRAINE	0	2,828	-	0	22,500	-
CROATIA	43,044	66,203	53.80	145,242	153,295	5.54
MALTA	32,769	0	-100.00	89,412	0	-100.00
RUSSIA FEDERATION	0	57,639	-	0	381,625	-
-BEKICOT	866,919	651,845	-24.81	2,245,572	1,781,012	-20.69
HONG KONG	252,283	150,236	-40.45	1,271,975	915,940	-27.99
KOREA, REPUBLIC OF	24,810	5,656	-77.20	67,780	17,879	-73.62
TAIWAN	415,204	239,740	-42.26	482,690	308,130	-36.16
CHINA	3,500	38	-98.91	3,500	38	-98.91
MACAU	1,060	0	-100.00	1,060	0	-100.00
THAILAND	0	65,100	-	0	43,632	-

TABEL 5. PERKEMBANGAN EKSPOR INDONESIA MENURUT KOMODITI DAN NEGARA TUJUAN

JENIS BARANG	BERAT BERSIH (KG)		PERUB %	NILAI FOB (US \$)		PERUB %
	JAN-APR 2009	JAN-APR 2010		JAN-APR 2009	JAN-APR 2010	
(1)	(2)	(3)	(4)	(5)	(6)	(7)
SINGAPORE	59,405	64,591	8.73	148,595	160,145	7.77
MALAYSIA	22,850	25,010	9.45	15,693	19,888	26.73
TURKEY	0	140	-	0	222	-
UNITED ARAB EMIRATES	0	30	-	0	83	-
SOUTH AFRICA	24,390	157	-99.36	73,125	400	-99.45
AUSTRALIA	42	0	-100.00	127	0	-100.00
UNITED STATES	9,425	9,693	2.84	28,927	26,918	-6.95
CANADA	53,950	32,429	-39.89	152,100	93,287	-38.67
UNITED KINGDOM	0	647	-	0	1,643	-
NETHERLANDS	0	15	-	0	6	-
FRANCE	0	47,211	-	0	168,990	-
GERMANY, FED. REP. OF	0	40	-	0	120	-
BELGIUM	0	10,763	-	0	22,705	-
NORWAY	0	106	-	0	304	-
GREECE	0	96	-	0	192	-
HUNGARY	0	63	-	0	234	-
POLAND	0	32	-	0	88	-
UKRAINE	0	2	-	0	51	-
RUSSIA FEDERATION	0	50	-	0	117	-
-IKAN LAINNYA	84,432,693	129,752,188	53.68	101,479,115	132,516,448	30.58
JAPAN	4,880,813	5,987,329	22.67	14,771,553	12,213,687	-17.32
HONG KONG	4,093,466	4,405,303	7.62	15,879,068	23,485,243	47.90
KOREA, REPUBLIC OF	3,512,242	4,417,325	25.77	5,324,083	3,885,260	-27.02
TAIWAN	2,736,158	6,033,139	120.50	4,571,061	6,408,970	40.21
CHINA	23,010,565	29,273,951	27.22	8,998,113	12,040,539	33.81
MACAU	1,494	1,439	-3.68	2,545	7,635	200.00
THAILAND	11,544,717	39,610,456	243.10	6,740,186	17,025,073	152.59
SINGAPORE	9,141,433	9,033,008	-1.19	12,830,689	12,339,529	-3.83
PHILIPPINES	608,658	155,829	-74.40	979,987	1,003,501	2.40
MALAYSIA	10,685,191	12,330,747	15.40	10,220,320	12,225,473	19.62
CAMBODIA	461	112	-75.70	3,132	1,500	-52.11
BRUNEI DARUSSALAM	13,658	12,196	-10.70	36,731	54,063	47.19
VIET NAM	7,166,136	10,010,077	39.69	5,211,623	10,030,829	92.47
INDIA	0	15	-	0	125	-
PAKISTAN	104	0	-100.00	443	0	-100.00
BANGLADESH	15,610	0	-100.00	4,671	0	-100.00
SRI LANKA	44,201	252,642	471.58	40,787	394,877	868.14
IRAN (ISLAMIC REPUBLIC OF)	118,069	235,825	99.73	125,000	414,934	231.95
SAUDI ARABIA	92,493	64,432	-30.34	68,275	93,842	37.45
ISRAEL	182,846	209,394	14.52	427,685	555,957	29.99
KUWAIT	1,110	603	-45.68	6,148	4,445	-27.70
JORDAN	2,515	2,798	11.25	5,803	7,784	34.14
LEBANON	1,039	1,136	9.34	628	3,243	416.40
SYRIA ARAB REPUBLIC	6,851	5,987	-12.61	10,818	15,734	45.44
TURKEY	224	1,908	751.79	2,001	3,875	93.65
UNITED ARAB EMIRATES	46,066	186,794	305.49	78,730	424,319	438.95
QATAR	81	82	1.23	1,372	5,124	273.47
BAHRAIN	45	64	42.22	457	851	86.21
CYPRUS	584	1,550	165.41	1,516	3,797	150.46
EGYPT	684,756	252,410	-63.14	527,552	142,789	-72.93
MOROCCO	160	0	-100.00	320	0	-100.00
TUNISIA	482,392	158,079	-67.23	510,766	190,385	-62.73
ALGERIA	47,847	90,661	89.48	53,785	217,086	303.62
NAMIBIA	35,700	100,463	181.41	35,000	129,753	270.72
KENYA	40	0	-100.00	683	0	-100.00
REUNION	12,000	24,000	100.00	48,000	110,280	129.75
MOZAMBIQUE	318,689	576,708	80.96	402,852	818,411	103.15
TOGO	0	15,500	-	0	21,380	-
GHANA	172,500	93,000	-46.09	176,600	125,660	-28.84
ANGOLA	138,098	0	-100.00	141,000	0	-100.00
CONGO	0	109,210	-	0	212,928	-
BENIN	0	15,500	-	0	21,380	-
GAMBIA	0	180,000	-	0	432,000	-
SOUTH AFRICA	6,175	29,512	377.93	10,178	54,285	433.36
MAURITIUS	263,038	160,823	-38.86	402,209	286,061	-28.88
AUSTRALIA	542,848	577,480	6.38	1,134,861	1,158,663	2.10
NEW ZEALAND	41,641	52,175	25.30	86,365	84,497	-2.16
GUAM	0	54,000	-	0	70,740	-
AMERICAN SAMOA	87,389	77,239	-11.61	80,734	45,299	-43.89
FIJI	18,595	18,595	0.00	18,959	20,053	5.77
KIRIBATI	0	408	-	0	980	-
SAMOA	222,420	92,973	-58.20	219,648	100,265	-54.35
SOLOMON ISLANDS	0	18,594	-	0	19,693	-
EAST TIMOR	0	8,258	-	0	17,000	-
UNITED STATES	1,385,085	1,630,272	17.70	4,906,016	8,160,515	66.34
CANADA	43,860	62,453	42.39	180,177	114,891	-36.23
MEXICO	262,176	29,515	-88.74	1,343,497	199,935	-85.12

TABEL 5. PERKEMBANGAN EKSPOR INDONESIA MENURUT KOMODITI DAN NEGARA TUJUAN

JENIS BARANG	BERAT BERSIH (KG)		PERUB %	NILAI FOB (US \$)		PERUB %
	JAN-APR 2009	JAN-APR 2010		JAN-APR 2009	JAN-APR 2010	
(1)	(2)	(3)	(4)	(5)	(6)	(7)
GUATEMALA	16,234	80,276	394.49	25,093	124,085	394.50
PANAMA	179,670	49,593	-72.40	210,671	64,600	-69.34
SURINAME	24,080	135,000	460.63	6,598	66,985	915.23
VENEZUELA	152	0	-100.00	719	0	-100.00
ARGENTINA	300	140	-53.33	1,015	1,414	39.31
BRAZIL	0	321	-	0	259	-
COLOMBIA	0	25,081	-	0	43,071	-
URUGUAY	52,894	0	-100.00	66,118	0	-100.00
PARAGUAY	0	40	-	0	1,327	-
PERU	25,436	582	-97.71	33,645	1,375	-95.91
TRINIDAD AND TOBAGO	0	52,000	-	0	54,540	-
PUERTO RICO	123,345	79,273	-35.73	611,613	339,057	-44.56
DOMINICAN REPUBLIC	134,116	13,826	-89.69	355,760	48,275	-86.43
EL SALVADOR	0	25,999	-	0	15,730	-
FRENCH POLYNESIA	84,000	72,729	-13.42	57,120	34,886	-38.93
MARTINIQUE	0	17,395	-	0	50,371	-
GUADELOUPE	0	14,529	-	0	26,248	-
UNITED KINGDOM	144,470	162,350	12.38	328,759	374,501	13.91
NETHERLANDS	226,226	117,249	-48.17	457,148	268,266	-41.32
FRANCE	163,700	253,196	54.67	405,972	620,075	52.74
GERMANY, FED. REP. OF	77,128	27,221	-64.71	670,809	190,983	-71.53
AUSTRIA	16,231	5,912	-63.58	48,228	31,055	-35.61
BELGIUM	115,020	254,812	121.54	311,768	407,378	30.67
SWITZERLAND	7,241	3,353	-53.69	47,807	22,309	-53.34
DENMARK	10,720	16,434	53.30	30,553	51,001	66.93
NORWAY	3,704	3,012	-18.68	3,737	6,529	74.71
SWEDEN	4,832	4,608	-4.64	55,013	44,860	-18.46
FINLAND	88	155	76.14	166	365	119.88
IRELAND	505	1,549	206.73	1,280	5,490	328.91
ITALY	129,248	175,650	35.90	372,130	506,211	36.03
SPAIN	14,451	92,933	543.09	52,948	179,508	239.03
PORTUGAL	1,439	74,858	5,102.08	1,354	142,204	10,402.51
MONTSERRAT	0	11,265	-	0	12,081	-
GREECE	3,424	53,032	1,448.83	17,459	126,464	624.35
DEMOCRATIC REPUBLIC OF THE CONGO	62,000	235,188	279.34	78,000	495,982	535.87
HUNGARY	1,705	2,082	22.11	4,042	6,856	69.62
POLAND	12,097	9,254	-23.50	83,902	85,272	1.63
ROMANIA	2,591	602	-76.77	1,910	2,808	47.02
BULGARIA	0	91	-	0	262	-
YUGOSLAVIA	301	0	-100.00	166	0	-100.00
ARMENIA	0	13	-	0	96	-
KAZAKHSTAN	0	15	-	0	219	-
UKRAINE	887	51,128	5,664.15	5,733	56,060	877.85
LITHUANIA	312	0	-100.00	481	0	-100.00
CROATIA	0	74	-	0	40	-
MALTA	380	0	-100.00	1,596	0	-100.00
SLOVAKIA	540	0	-100.00	2,970	0	-100.00
SLOVENIA	0	32	-	0	198	-
CZECH REPUBLIC	8,630	8,950	3.71	68,792	128,477	86.76
RUSSIA FEDERATION	112,357	958,417	753.01	435,413	2,473,537	468.09
-BIJI BUNGA	747	42,171	5,545.38	738,519	711,744	-3.63
SINGAPORE	38	9,290	24,347.37	101,076	151,133	49.52
MALAYSIA	510	240	-52.94	408	226	-44.61
VIET NAM	0	6,020	-	0	1,250	-
INDIA	0	26,257	-	0	54,552	-
AUSTRALIA	0	23	-	0	47	-
EAST TIMOR	0	20	-	0	18	-
UNITED KINGDOM	45	8	-82.22	181,379	21,822	-87.97
NETHERLANDS	144	174	20.83	410,972	458,951	11.67
FRANCE	0	134	-	0	8,373	-
DENMARK	10	5	-50.00	44,684	15,372	-65.60
-BIJI KAPAS	311,420	613,600	97.03	69,612	140,618	102.00
JAPAN	100,000	250,000	150.00	14,410	52,885	267.00
TAIWAN	211,420	363,600	71.98	55,202	87,733	58.93
-BIJI LAINNYA	40,698,686	62,486,381	53.53	4,541,846	7,397,965	62.88
JAPAN	9,218,485	9,451,400	2.53	441,822	485,418	9.87
HONG KONG	279,537	290,437	3.90	350,762	365,278	4.14
KOREA, REPUBLIC OF	24,462	456,505	1,766.18	53,442	302,465	465.97
TAIWAN	17,585	799,987	4,449.26	23,214	654,016	2,717.33
CHINA	409,450	361,879	-11.62	437,730	630,329	44.00
THAILAND	2,254,278	129,142	-94.27	439,366	434,430	-1.12
SINGAPORE	195,417	284,077	45.37	172,622	173,313	0.40
PHILIPPINES	38,275	60,150	57.15	68,892	128,120	85.97
MALAYSIA	387,171	512,838	32.46	451,190	738,971	63.78
BRUNEI DARUSSALAM	4,479	85	-98.10	11,919	7,137	-40.12

TABEL 5. PERKEMBANGAN EKSPOR INDONESIA MENURUT KOMODITI DAN NEGARA TUJUAN

JENIS BARANG	BERAT BERSIH (KG)		PERUB	NILAI FOB (US \$)		PERUB
	JAN-APR 2009	JAN-APR 2010	%	JAN-APR 2009	JAN-APR 2010	%
(1)	(2)	(3)	(4)	(5)	(6)	(7)
VIET NAM	1,259	532,305	42,179.98	118,262	769,655	550.80
INDIA	11,787	145,326	1,132.93	237,009	317,931	34.14
PAKISTAN	867	12,920	1,390.20	1,363	2,400	76.08
SAUDI ARABIA	1,530	0	-100.00	1,877	0	-100.00
TURKEY	0	71,712	-	0	38,007	-
CAMEROON	216	1,964	809.26	6,030	85,519	1,318.23
NIGERIA	0	186	-	0	100	-
COTE D'IVOIRE	360	190	-47.22	93,750	5,400	-94.24
AUSTRALIA	23,753	14,273	-39.91	52,314	33,016	-36.89
EAST TIMOR	43,732	78,330	79.11	35,802	59,128	65.15
UNITED STATES	18,450	34,048	84.54	2,768	9,322	236.78
COLOMBIA	2,400	0	-100.00	240,000	0	-100.00
UNITED KINGDOM	7,200	0	-100.00	20,757	0	-100.00
NETHERLANDS	2,934	1,328	-54.74	9,145	2,813	-69.24
FRANCE	490	0	-100.00	354	0	-100.00
GERMANY, FED. REP. OF	1	0	-100.00	4	0	-100.00
ITALY	27,754,478	49,247,299	77.44	1,248,952	2,155,197	72.56
DEMOCRATIC REPUBLIC OF THE CONGO	90	0	-100.00	22,500	0	-100.00
BULU BEBEK	22,000	105,309	378.68	18,448	88,105	377.59
TAIWAN	22,000	48,061	118.46	18,448	35,150	90.54
VIET NAM	0	57,248	-	0	52,955	-
DAMAR DAN GETAH DAMAR	11,701,155	13,465,709	15.08	9,840,266	13,320,200	35.36
JAPAN	55,200	312,000	465.22	47,760	295,140	517.96
KOREA, REPUBLIC OF	518,400	575,999	11.11	420,480	575,520	36.87
TAIWAN	786,889	1,322,396	68.05	633,692	1,281,715	102.26
CHINA	480,000	230,400	-52.00	422,400	207,360	-50.91
THAILAND	19,200	134,338	599.68	15,360	132,882	765.12
SINGAPORE	9,862	38,400	289.37	23,370	59,904	156.33
PHILIPPINES	134,400	134,400	0.00	109,440	123,456	12.81
MALAYSIA	57,600	203,500	253.30	46,080	250,727	444.11
INDIA	3,834,302	4,476,459	16.75	3,173,815	4,465,606	40.70
PAKISTAN	2,018,120	459,100	-77.25	1,612,800	441,041	-72.65
BANGLADESH	499,200	249,600	-50.00	407,040	232,320	-42.92
JORDAN	64,000	15,600	-75.63	60,130	23,851	-60.33
SYRIA ARAB REPUBLIC	0	16,000	-	0	25,229	-
TURKEY	96,000	441,599	360.00	78,720	430,747	447.19
UNITED ARAB EMIRATES	20,782	0	-100.00	19,120	0	-100.00
NIGERIA	115,200	0	-100.00	92,160	0	-100.00
NEW ZEALAND	0	43,200	-	0	42,096	-
UNITED STATES	0	241,920	-	0	266,112	-
MEXICO	40,000	79,200	98.00	47,000	135,480	188.26
VENEZUELA	0	19,200	-	0	17,280	-
COLOMBIA	19,200	0	-100.00	15,360	0	-100.00
ECUADOR	38,400	0	-100.00	30,720	0	-100.00
NETHERLANDS	842,400	1,056,000	25.36	794,496	951,840	19.80
FRANCE	0	441,599	-	0	439,680	-
GERMANY, FED. REP. OF	1,013,200	901,200	-11.05	957,715	929,651	-2.93
BELGIUM	192,000	729,600	280.00	153,600	711,168	363.00
FINLAND	115,200	0	-100.00	92,160	0	-100.00
ITALY	405,200	556,800	37.41	322,560	525,544	62.93
SPAIN	307,200	384,000	25.00	247,680	371,040	49.81
PORTUGAL	0	192,000	-	0	172,800	-
GREECE	0	57,600	-	0	63,360	-
POLAND	0	153,599	-	0	148,651	-
ROMANIA	19,200	0	-100.00	16,608	0	-100.00
KOPAL DAN LAIN-LAIN	9,079,284	9,047,934	-0.35	6,501,989	6,615,079	1.74
JAPAN	195,007	853	-99.56	361,388	1,783	-99.51
HONG KONG	27,975	15,002	-46.37	46,199	60,955	31.94
KOREA, REPUBLIC OF	22,000	19,999	-9.10	46,306	29,942	-35.34
TAIWAN	87,030	185,928	113.64	132,524	133,834	0.99
CHINA	191,110	346,378	81.25	610,903	419,645	-31.31
THAILAND	62,987	118,630	88.34	123,287	177,858	44.26
SINGAPORE	460,386	545,168	18.42	793,201	908,260	14.51
PHILIPPINES	30,079	172,005	471.84	48,580	48,748	0.35
MALAYSIA	194,944	612,023	213.95	254,266	401,862	58.05
NEPAL	36,000	0	-100.00	5,200	0	-100.00
VIET NAM	125,836	248,828	97.74	164,166	261,744	59.44
INDIA	4,994,085	3,803,962	-23.83	2,059,547	1,923,777	-6.59
PAKISTAN	569,954	433,730	-23.90	327,369	260,597	-20.40
BANGLADESH	873,350	981,510	12.38	292,038	368,621	26.22
SRI LANKA	227,411	350,305	54.04	73,323	129,588	76.74
IRAQ	0	25,000	-	0	12,000	-
SAUDI ARABIA	232,203	240,494	3.57	148,772	160,057	7.59
YEMEN	19,979	19,980	0.01	14,484	9,990	-31.03
SYRIA ARAB REPUBLIC	33,279	101,693	205.58	45,136	62,281	37.99

TABEL 5. PERKEMBANGAN EKSPOR INDONESIA MENURUT KOMODITI DAN NEGARA TUJUAN

JENIS BARANG	BERAT BERSIH (KG)		PERUB	NILAI FOB (US \$)		PERUB
	JAN-APR 2009	JAN-APR 2010	%	JAN-APR 2009	JAN-APR 2010	%
	(1)	(2)	(3)	(4)	(5)	(6)
UNITED ARAB EMIRATES	218,740	215,161	-1.64	185,070	106,429	-42.49
BAHRAIN	100	0	-100.00	5,000	0	-100.00
EGYPT	61,600	134,456	118.27	122,360	208,202	70.16
LIBYAN ARAB JAMAHIRIYA	0	37,650	-	0	35,768	-
SUDAN	78,999	21,000	-73.42	45,870	9,450	-79.40
REUNION	0	216	-	0	256	-
SEYCHELLES	0	2,004	-	0	1,000	-
NIGER	20,800	0	-100.00	14,560	0	-100.00
DJIBOUTI	0	20,000	-	0	9,500	-
SOUTH AFRICA	0	15,043	-	0	8,218	-
AUSTRALIA	0	76	-	0	549	-
NEW ZEALAND	0	250	-	0	1,625	-
NEW CALEDONIA	29	21	-27.59	24	27	12.50
EAST TIMOR	0	65	-	0	94	-
UNITED STATES	15,025	38,831	158.44	11,835	29,828	152.03
CANADA	0	58,500	-	0	104,250	-
MEXICO	59	288	388.14	810	1,716	111.85
BRAZIL	0	1,000	-	0	6,500	-
FRENCH POLYNESIA	1,381	524	-62.06	1,188	808	-31.99
UNITED KINGDOM	31,400	10,000	-68.15	96,984	119,300	23.01
NETHERLANDS	15,002	381	-97.46	18,762	236	-98.74
FRANCE	8,781	65,272	643.33	16,609	117,446	607.12
GERMANY, FED. REP. OF	179,090	48,608	-72.86	155,216	96,634	-37.74
BELGIUM	2,181	8,746	301.01	3,053	13,166	331.25
SWITZERLAND	0	50	-	0	2,200	-
SWEDEN	427	0	-100.00	692	0	-100.00
ITALY	58,414	92,862	58.97	271,847	331,712	22.02
SPAIN	3,641	4,132	13.49	5,420	9,422	73.84
PORTUGAL	0	650	-	0	6,131	-
ANDORRA	0	32,100	-	0	9,389	-
HUNGARY	0	2,387	-	0	1,169	-
POLAND	0	48	-	0	1,224	-
BULGARIA	0	16,125	-	0	11,288	-
SAYUR-SAYURAN	19,778,141	26,227,138	32.61	11,017,448	16,289,731	47.85
JAPAN	1,197,272	1,925,916	60.86	1,723,336	2,858,095	65.85
HONG KONG	253,709	74,986	-70.44	85,493	115,656	35.28
KOREA, REPUBLIC OF	302,210	43,464	-85.62	984,007	54,249	-94.49
TAIWAN	355,017	457,898	28.98	63,712	318,582	400.03
CHINA	125,122	82,261	-34.26	37,547	98,989	163.64
THAILAND	456,136	1,043,783	128.83	448,400	765,169	70.64
SINGAPORE	6,310,048	6,957,844	10.27	3,173,652	3,933,190	23.93
PHILIPPINES	2,270,435	4,272,079	88.16	854,454	2,433,815	184.84
MALAYSIA	7,597,043	5,505,761	-27.53	2,537,506	1,862,648	-26.60
BRUNEI DARUSSALAM	26,557	14,436	-45.64	82,910	48,570	-41.42
VIET NAM	0	187,387	-	0	78,224	-
MALDIVES	0	63	-	0	277	-
INDIA	185	2,443,090	1,320,489.19	20,210	1,995,077	9,771.73
PAKISTAN	0	1,758,020	-	0	567,840	-
SAUDI ARABIA	22,880	33,065	44.51	10,625	15,495	45.84
UNITED ARAB EMIRATES	2,415	360,674	14,834.74	4,051	126,917	3,032.98
QATAR	13,631	727	-94.67	22,893	564	-97.54
BAHRAIN	25,493	0	-100.00	41,411	0	-100.00
MADAGASCAR	751	0	-100.00	1,143	0	-100.00
NIGERIA	0	9,000	-	0	7,164	-
SOUTH AFRICA	0	556	-	0	2,248	-
AUSTRALIA	2,043	0	-100.00	4,891	0	-100.00
GUAM	0	124	-	0	1,484	-
EAST TIMOR	3,768	107,441	2,751.41	3,402	21,597	534.83
UNITED STATES	284,587	275,196	-3.30	398,006	353,261	-11.24
NETHERLANDS	58,321	208,861	258.12	73,286	225,990	208.37
FRANCE	518	570	10.04	518	570	10.04
GERMANY, FED. REP. OF	0	70,531	-	0	69,330	-
DENMARK	0	6	-	0	6	-
SWEDEN	0	17,399	-	0	10,063	-
RUSSIA FEDERATION	470,000	376,000	-20.00	445,995	324,661	-27.21
BUAH-BUAHAN	83,278,876	88,099,958	5.79	40,903,499	49,306,738	20.54
JAPAN	3,571	27,832	679.39	12,554	30,270	141.12
HONG KONG	3,437,488	5,685,083	65.38	2,291,031	4,531,612	97.80
KOREA, REPUBLIC OF	59,057	19,239	-67.42	32,226	14,597	-54.70
TAIWAN	5,074	46,229	811.10	3,915	19,959	409.81
CHINA	2,088,282	4,792,068	129.47	1,181,237	3,995,417	238.24
THAILAND	346	40	-88.44	1,416	16	-98.87
SINGAPORE	9,868,237	13,305,689	34.83	3,920,631	7,095,829	80.99
MALAYSIA	2,330,854	1,517,249	-34.91	695,905	591,172	-15.05
BRUNEI DARUSSALAM	2,049	11,201	446.66	6,178	38,384	521.30
NEPAL	5,012,256	5,999,277	19.69	2,109,087	2,706,640	28.33

TABEL 5. PERKEMBANGAN EKSPOR INDONESIA MENURUT KOMODITI DAN NEGARA TUJUAN

JENIS BARANG	BERAT BERSIH (KG)		PERUB %	NILAI FOB (US \$)		PERUB %
	JAN-APR 2009	JAN-APR 2010		JAN-APR 2009	JAN-APR 2010	
(1)	(2)	(3)	(4)	(5)	(6)	(7)
VIET NAM	223,045	315,529	41.46	185,447	148,333	-20.01
INDIA	27,138,575	21,650,245	-20.22	12,789,856	9,357,084	-26.84
PAKISTAN	29,011,975	29,136,561	0.43	15,415,680	16,811,127	9.05
BANGLADESH	3,283,090	4,274,995	30.21	1,732,704	3,032,847	75.04
SRI LANKA	18,000	144,000	700.00	10,800	82,800	666.67
SAUDI ARABIA	126,101	203,865	61.67	54,986	149,518	171.92
KUWAIT	6,210	11,774	89.60	6,412	20,492	219.59
OMAN	9,577	5,542	-42.13	5,747	3,327	-42.11
TURKEY	15,266	0	-100.00	4,756	0	-100.00
UNITED ARAB EMIRATES	534,860	780,633	45.95	296,789	452,702	52.53
QATAR	17,945	32,918	83.44	14,541	25,341	74.27
BAHRAIN	2,035	20,373	901.13	1,109	21,497	1,838.41
SOUTH AFRICA	0	77	-	0	282	-
MAURITIUS	0	2	-	0	29	-
AUSTRALIA	874	139	-84.10	2,368	492	-79.22
FIJI	163	0	-100.00	575	0	-100.00
EAST TIMOR	0	250	-	0	123	-
UNITED STATES	1,616	20,742	1,183.54	8,741	20,155	130.58
CANADA	303	0	-100.00	968	0	-100.00
UNITED KINGDOM	0	40	-	0	190	-
NETHERLANDS	52,460	49,884	-4.91	89,292	106,100	18.82
FRANCE	16,631	33,068	98.83	16,925	33,068	95.38
GERMANY, FED. REP. OF	1,372	1,196	-12.83	4,007	3,117	-22.21
BELGIUM	9,850	2,260	-77.06	5,910	2,260	-61.76
SWITZERLAND	266	240	-9.77	266	240	-9.77
DENMARK	500	9,328	1,765.60	500	9,328	1,765.60
ITALY	948	2,390	152.11	940	2,390	154.26
KULIT KERANG DAN LAIN-LAIN	1,568,890	5,453,426	247.60	596,209	3,464,997	481.17
JAPAN	232,702	341,260	46.65	92,239	198,329	115.02
HONG KONG	18,171	17,969	-1.11	5,957	12,885	116.30
KOREA, REPUBLIC OF	1,880	19,846	955.64	1,880	223,867	11,807.82
TAIWAN	0	90	-	0	510	-
CHINA	1,215,842	4,315,012	254.90	406,318	1,692,546	316.56
THAILAND	1,000	19,017	1,801.70	14,420	68,092	372.21
SINGAPORE	0	2,751	-	0	15,374	-
MALAYSIA	0	3,811	-	0	16,301	-
VIET NAM	77,132	254,323	229.72	36,546	238,863	553.60
INDIA	8,975	81,516	808.26	3,019	36,884	1,121.73
IRAN (ISLAMIC REPUBLIC OF)	0	2,287	-	0	1,440	-
ISRAEL	0	3,891	-	0	17,873	-
KUWAIT	0	653	-	0	820	-
JORDAN	0	669	-	0	1,565	-
LEBANON	0	345	-	0	842	-
TURKEY	0	2,706	-	0	6,179	-
UNITED ARAB EMIRATES	0	491	-	0	1,301	-
CYPRUS	0	984	-	0	482	-
SOUTH AFRICA	0	5,897	-	0	10,026	-
AUSTRALIA	554	0	-100.00	176	0	-100.00
COOK ISLANDS	406	230	-43.35	1,967	4,030	104.88
UNITED STATES	682	213,947	31,270.53	942	464,700	49,231.21
CANADA	1,249	18,926	1,415.29	558	49,241	8,724.55
MEXICO	0	647	-	0	1,402	-
PANAMA	0	320	-	0	3,900	-
BRAZIL	0	841	-	0	1,469	-
PERU	0	286	-	0	799	-
GUADELOUPE	135	0	-100.00	236	0	-100.00
UNITED KINGDOM	257	27,959	10,778.99	2,676	77,355	2,790.70
NETHERLANDS	0	18,402	-	0	97,320	-
FRANCE	0	19,395	-	0	56,009	-
GERMANY, FED. REP. OF	7,976	32,857	311.95	5,315	54,659	928.39
AUSTRIA	0	2,093	-	0	3,765	-
BELGIUM	0	3,087	-	0	3,996	-
SWITZERLAND	0	1,099	-	0	2,383	-
DENMARK	0	1,359	-	0	2,642	-
NORWAY	0	791	-	0	3,784	-
SWEDEN	0	2,710	-	0	3,430	-
IRELAND	0	243	-	0	853	-
ITALY	1,895	16,805	786.81	23,913	32,737	36.90
SPAIN	34	4,190	12,223.53	47	24,211	51,412.77
PORTUGAL	0	908	-	0	2,881	-
GREECE	0	1,809	-	0	4,290	-
HUNGARY	0	1,146	-	0	2,838	-
POLAND	0	3,134	-	0	11,204	-
UKRAINE	0	411	-	0	854	-
CZECH REPUBLIC	0	318	-	0	2,160	-
RUSSIA FEDERATION	0	5,995	-	0	7,906	-

TABEL 5. PERKEMBANGAN EKSPOR INDONESIA MENURUT KOMODITI DAN NEGARA TUJUAN

JENIS BARANG	BERAT BERSIH (KG)		PERUB	NILAI FOB (US \$)		PERUB
	JAN-APR 2009	JAN-APR 2010	%	JAN-APR 2009	JAN-APR 2010	%
	(1)	(2)	(3)	(4)	(5)	(6)
TANAMAN OBAT	3,687,314	3,702,793	0.42	3,897,454	4,249,618	9.04
JAPAN	10,630	627,092	5,799.27	101,701	170,074	67.23
HONG KONG	53,783	34,611	-35.65	34,020	17,382	-48.91
KOREA, REPUBLIC OF	56,147	6,040	-89.24	62,537	9,144	-85.38
TAIWAN	879,316	908,313	3.30	304,868	606,205	98.84
CHINA	312,394	599,657	91.96	119,528	584,996	389.42
MACAU	24	1,265	5,170.83	1,243	10,225	722.61
SINGAPORE	533,224	650,480	21.99	560,901	702,163	25.18
MALAYSIA	191,818	60,443	-68.49	68,395	40,919	-40.17
LAO PEOPLE'S DEMOCRATIC REPUBLIC	0	500	-	0	3,500	-
VIET NAM	49,570	28,905	-41.69	33,430	71,635	114.28
INDIA	315,738	182,117	-42.32	390,032	234,840	-39.79
PAKISTAN	12,335	0	-100.00	25,381	0	-100.00
SAUDI ARABIA	389,338	193,200	-50.38	1,080,733	1,018,414	-5.77
KUWAIT	2,661	912	-65.73	12,327	70,323	470.48
JORDAN	90	0	-100.00	2,650	0	-100.00
YEMEN	16,220	150	-99.08	6,700	3,000	-55.22
UNITED ARAB EMIRATES	402,025	169,582	-57.82	350,366	205,444	-41.36
QATAR	618	545	-11.81	1,843	7,625	313.73
LIBYAN ARAB JAMAHIRIYA	148,650	74,000	-50.22	47,010	31,400	-33.21
MOROCCO	0	2,723	-	0	7,647	-
SUDAN	91,000	55,000	-39.56	26,140	17,332	-33.70
BENIN	55,500	0	-100.00	11,100	0	-100.00
AUSTRALIA	2,263	0	-100.00	2,870	0	-100.00
UNITED STATES	28,572	0	-100.00	44,058	0	-100.00
CANADA	100	0	-100.00	200	0	-100.00
NETHERLANDS	1,439	0	-100.00	20,341	0	-100.00
FRANCE	10,859	5,019	-53.78	187,181	168,702	-9.87
GERMANY, FED. REP. OF	112,682	53,664	-52.38	348,327	137,002	-60.67
BELGIUM	580	0	-100.00	2,320	0	-100.00
NORWAY	0	8	-	0	20	-
ITALY	0	8,134	-	0	14,618	-
UKRAINE	0	14,000	-	0	7,000	-
RUSSIA FEDERATION	9,738	26,433	171.44	51,252	110,008	114.64
-GANGGANG LAUT	27,075,170	32,325,578	19.39	25,725,808	36,873,696	43.33
JAPAN	37,989	68,000	79.00	71,256	132,879	86.48
HONG KONG	298,066	1,726,646	479.28	125,755	477,451	279.67
KOREA, REPUBLIC OF	1,446,692	812,020	-43.87	1,385,186	1,050,560	-24.16
TAIWAN	130,777	64,654	-50.56	55,619	22,599	-59.37
CHINA	16,033,568	16,524,001	3.06	11,945,076	16,148,381	35.19
THAILAND	51,650	38,000	-26.43	29,185	101,350	247.27
SINGAPORE	1,686	2,419	43.48	41,989	4,838	-88.48
PHILIPPINES	1,664,686	4,375,078	162.82	1,814,867	5,710,024	214.62
MALAYSIA	136,742	161,159	17.86	301,293	126,952	-57.86
VIET NAM	2,206,949	3,895,841	76.53	1,304,702	2,584,880	98.12
INDIA	13,800	0	-100.00	5,865	0	-100.00
TUNISIA	40,000	0	-100.00	42,400	0	-100.00
SOUTH AFRICA	0	5,000	-	0	37,000	-
AUSTRALIA	0	82,000	-	0	324,300	-
UNITED STATES	1,155,901	903,458	-21.84	1,351,302	2,194,746	62.42
MEXICO	81,000	0	-100.00	200,850	0	-100.00
CHILE	550,987	900,140	63.37	996,449	1,428,479	43.36
VENEZUELA	20,000	0	-100.00	16,000	0	-100.00
ARGENTINA	100,000	350,000	250.00	49,000	237,000	383.67
BRAZIL	639,999	236,161	-63.10	971,250	379,601	-60.92
UNITED KINGDOM	325,600	427,600	31.33	2,105,410	2,455,657	16.64
FRANCE	1,309,009	683,000	-47.82	1,056,960	743,174	-29.69
GERMANY, FED. REP. OF	63,002	126,042	100.06	186,918	772,801	313.44
BELGIUM	103,000	145,000	40.78	477,200	709,100	48.60
DENMARK	147,700	441,999	199.25	89,740	447,270	398.41
ITALY	20,000	10,000	-50.00	223,867	72,706	-67.52
SPAIN	433,187	326,360	-24.66	374,959	567,048	51.23
LITHUANIA	42,000	0	-100.00	326,550	0	-100.00
RUSSIA FEDERATION	21,180	21,000	-0.85	176,160	144,900	-17.75
-LAINNYA	10,613,064	31,807,251	199.70	611,834	1,302,593	112.90
JAPAN	4,158	51,003	1,126.62	6,765	38,891	474.89
HONG KONG	38	12	-68.42	177	50	-71.75
TAIWAN	605,053	529,693	-12.46	230,767	229,011	-0.76
THAILAND	9,785,540	24,441,330	149.77	208,266	733,238	252.07
SINGAPORE	1	16,081	1,608,000.00	1	9,397	939,600.00
PHILIPPINES	1,528	0	-100.00	2,252	0	-100.00
MALAYSIA	36,059	74,991	107.97	7,351	11,223	52.67
MALDIVES	144	1,998	1,287.50	337	1,300	285.76
INDIA	12,480	34,272	174.62	24,960	23,178	-7.14
SAUDI ARABIA	4,475	0	-100.00	1,180	0	-100.00
UNITED ARAB EMIRATES	26	0	-100.00	74	0	-100.00

TABEL 5. PERKEMBANGAN EKSPOR INDONESIA MENURUT KOMODITI DAN NEGARA TUJUAN

JENIS BARANG	BERAT BERSIH (KG)		PERUB	NILAI FOB (US \$)		PERUB
	JAN-APR 2009	JAN-APR 2010	%	JAN-APR 2009	JAN-APR 2010	%
	(1)	(2)	(3)	(4)	(5)	(6)
QATAR	11,287	0	-100.00	4,900	0	-100.00
BAHRAIN	0	18,500	-	0	833	-
CYPRUS	196	0	-100.00	548	0	-100.00
TUNISIA	4,195	0	-100.00	2,035	0	-100.00
REUNION	443	0	-100.00	2,061	0	-100.00
AUSTRALIA	34,049	1,615	-95.26	21,623	1,401	-93.52
UNITED STATES	3,100	61	-98.03	1,951	52	-97.33
CANADA	429	49	-88.58	2,727	95	-96.52
ARGENTINA	0	29	-	0	30	-
FRENCH GUIANA	19	0	-100.00	159	0	-100.00
UNITED KINGDOM	2,165	0	-100.00	8,165	0	-100.00
NETHERLANDS	4,289	0	-100.00	8,638	0	-100.00
FRANCE	5,865	8,347	42.32	11,386	1,103	-90.31
GERMANY, FED. REP. OF	18,197	0	-100.00	14,491	0	-100.00
BELGIUM	5,252	2,765	-47.35	4,833	7,250	50.01
SWITZERLAND	599	0	-100.00	3,946	0	-100.00
DENMARK	218	0	-100.00	398	0	-100.00
ITALY	8,425	6,626,332	78,550.82	9,132	245,261	2,585.73
SPAIN	15,123	0	-100.00	16,928	0	-100.00
GREECE	582	0	-100.00	2,439	0	-100.00
LITHUANIA	882	0	-100.00	2,622	0	-100.00
CROATIA	45,213	0	-100.00	6,093	0	-100.00
SLOVAKIA	0	173	-	0	280	-
SLOVENIA	2,787	0	-100.00	3,594	0	-100.00
RUSSIA FEDERATION	247	0	-100.00	1,035	0	-100.00
-MUTIARA	788	1,402	77.92	3,808,939	7,720,703	102.70
JAPAN	250	771	208.40	1,063,347	4,330,417	307.24
HONG KONG	341	523	53.37	1,006,527	1,862,370	85.03
KOREA, REPUBLIC OF	0	17	-	0	157,816	-
SINGAPORE	1	0	-100.00	1,322	0	-100.00
UNITED ARAB EMIRATES	1	0	-100.00	9,520	0	-100.00
AUSTRALIA	188	88	-53.19	1,692,039	1,367,662	-19.17
NEW ZEALAND	0	1	-	0	1,439	-
UNITED STATES	2	0	-100.00	36,132	0	-100.00
NETHERLANDS	5	0	-100.00	52	0	-100.00
FRANCE	0	2	-	0	999	-
-LAINNYA	97,814,819	101,331,657	3.60	45,560,509	46,708,592	2.52
JAPAN	6,791,350	8,122,748	19.60	4,673,294	4,056,463	-13.20
HONG KONG	1,277,880	340,237	-73.37	537,761	585,771	8.93
KOREA, REPUBLIC OF	530,849	2,382,958	348.90	408,269	1,028,251	151.86
TAIWAN	2,260,050	813,327	-64.01	883,711	682,472	-22.77
CHINA	1,107,092	1,116,125	0.82	681,978	1,150,112	68.64
MACAU	168	0	-100.00	367	0	-100.00
THAILAND	10,272,394	34,766,227	238.44	767,878	1,763,269	129.63
SINGAPORE	8,806,292	9,743,344	10.64	13,671,615	17,145,760	25.41
PHILIPPINES	30,405,489	4,826,845	-84.13	5,292,417	1,745,017	-67.03
MALAYSIA	17,566,268	24,559,633	39.81	4,713,686	6,772,569	43.68
MYANMAR (FORM. BURMA)	70,000	36,000	-48.57	39,908	31,680	-20.62
BRUNEI DARUSSALAM	15	416	2,673.33	522	8,761	1,578.35
VIET NAM	1,548,492	786,235	-49.23	2,123,475	972,331	-54.21
INDIA	1,654,869	302,145	-81.74	2,383,002	545,725	-77.10
PAKISTAN	8,768,735	6,979,970	-20.40	1,360,360	1,078,569	-20.71
BANGLADESH	0	282	-	0	2,622	-
SRI LANKA	248,712	6,544	-97.37	296,456	17,685	-94.03
IRAN (ISLAMIC REPUBLIC OF)	92	18,000	19,465.22	394	19,825	4,931.73
SAUDI ARABIA	36,025	90,368	150.85	104,825	126,701	20.87
ISRAEL	52,528	650	-98.76	35,987	5,969	-83.41
KUWAIT	48,702	110,597	127.09	17,142	38,767	126.15
JORDAN	5,620	219	-96.10	11,283	5,069	-55.07
YEMEN	0	300	-	0	1,900	-
SYRIA ARAB REPUBLIC	0	85	-	0	3,720	-
TURKEY	1,119	229,228	20,385.08	6,111	178,873	2,827.07
UNITED ARAB EMIRATES	58,255	7,584	-86.98	69,450	47,095	-32.19
QATAR	4	20,190	504,650.00	242	4,195	1,633.47
BAHRAIN	10	200	1,900.00	10	10,000	99,900.00
EGYPT	200	699	249.50	400	686	71.50
MOROCCO	17,706	0	-100.00	31,516	0	-100.00
TUNISIA	34,000	2,442	-92.82	34,222	3,000	-91.23
TANZANIA, UNITED REPUBLIC OF	30,000	0	-100.00	18,167	0	-100.00
KENYA	80	0	-100.00	100	0	-100.00
MOZAMBIQUE	50	18,000	35,900.00	2,506	23,310	830.17
TOGO	105,000	0	-100.00	77,700	0	-100.00
GHANA	17,500	0	-100.00	13,125	0	-100.00
LIBERIA	161,998	0	-100.00	107,368	0	-100.00
GUINEA	105,000	0	-100.00	77,175	0	-100.00
NIGERIA	0	60,060	-	0	51,910	-

TABEL 5. PERKEMBANGAN EKSPOR INDONESIA MENURUT KOMODITI DAN NEGARA TUJUAN

JENIS BARANG	BERAT BERSIH (KG)		PERUB %	NILAI FOB (US \$)		PERUB %
	JAN-APR 2009	JAN-APR 2010		JAN-APR 2009	JAN-APR 2010	
	(1)	(2)	(3)	(4)	(5)	(6)
COTE D'IVOIRE	0	18,000	-	0	15,048	-
SENEGAL	20	45	125.00	500	150	-70.00
BENIN	0	5,099	-	0	2,783	-
SOUTH AFRICA	59	35,764	60,516.95	733	41,620	5,578.04
MAURITIUS	9,000	8,850	-1.67	1,580	1,717	8.67
AUSTRALIA	39,284	37,384	-4.84	229,529	211,051	-8.05
NEW ZEALAND	1,505	17,059	1,033.49	1,314	20,782	1,481.58
VANUATU	0	1,725	-	0	1,933	-
EAST TIMOR	163,153	1,025	-99.37	107,362	462	-99.57
UNITED STATES	985,967	296,438	-69.93	1,634,959	1,030,127	-36.99
CANADA	121,445	201,825	66.19	132,176	234,833	77.67
MEXICO	84,076	107,599	27.98	49,448	96,155	94.46
GUATEMALA	0	30,000	-	0	25,500	-
HONDURAS	0	18,000	-	0	16,259	-
NICARAGUA	431,999	720,000	66.67	284,884	658,275	131.07
CHILE	0	2,000	-	0	2,202	-
VENEZUELA	198,000	449,999	127.27	142,247	465,863	227.50
ARGENTINA	315	4,884	1,450.48	607	4,658	667.38
BRAZIL	741,600	891,441	20.21	461,478	765,329	65.84
COLOMBIA	20,000	18,000	-10.00	25,220	17,455	-30.79
URUGUAY	0	18,000	-	0	16,145	-
ECUADOR	0	45,000	-	0	40,050	-
GUYANA	1,890	0	-100.00	2,675	0	-100.00
JAMAICA	0	44,000	-	0	45,658	-
DOMINICAN REPUBLIC	90,000	233,999	160.00	105,580	222,849	111.07
EL SALVADOR	0	15,000	-	0	12,600	-
COSTA RICA	18,000	0	-100.00	10,615	0	-100.00
FRENCH POLYNESIA	19	0	-100.00	90	0	-100.00
GRENADA	0	1,985	-	0	1,155	-
NETHERLANDS ANTILLES	0	450	-	0	4,626	-
UNITED KINGDOM	17,055	2,056	-87.94	30,581	21,856	-28.53
NETHERLANDS	271,326	224,689	-17.19	938,828	799,554	-14.83
FRANCE	25,025	54,130	116.30	49,287	60,599	22.95
GERMANY, FED. REP. OF	32,239	42,076	30.51	74,078	105,945	43.02
AUSTRIA	8	0	-100.00	2,000	0	-100.00
BELGIUM	0	3,715	-	0	3,399	-
SWITZERLAND	1,600	75	-95.31	2,800	5,720	104.29
DENMARK	97,459	147,999	51.86	738,013	1,338,540	81.37
NORWAY	0	77	-	0	262	-
SWEDEN	3	6	100.00	600	1,015	69.17
ITALY	87,596	27,529	-68.57	201,806	129,249	-35.95
SPAIN	10,626	89,579	743.02	10,579	341,294	3,126.15
PORTUGAL	0	24	-	0	38	-
GREECE	0	56	-	0	2,037	-
HUNGARY	7	465	6,542.86	16	498	3,012.50
POLAND	42,000	89,354	112.75	24,408	81,547	234.10
BULGARIA	7,625	23,545	208.79	5,025	19,217	282.43
ESTONIA	2,272,999	2,015,999	-11.31	1,806,679	1,675,691	-7.25
CROATIA	60,000	3,735	-93.78	37,136	4,440	-88.04
BOSNIA AND HERZEGOVINA	0	20	-	0	128	-
SLOVENIA	0	40,000	-	0	34,486	-
CZECH REPUBLIC	350	896	156.00	5,074	17,151	238.02
RUSSIA FEDERATION	25	403	1,512.00	180	2,564	1,324.44
-KAYU LAPIS	417,142,430	611,682,331	46.64	335,449,482	528,303,902	57.49
JAPAN	184,245,901	197,441,764	7.16	149,937,812	177,736,481	18.54
HONG KONG	2,974,694	4,167,941	40.11	1,803,461	3,009,079	66.85
KOREA, REPUBLIC OF	24,651,710	34,705,422	40.78	18,745,279	29,293,542	56.27
TAIWAN	36,498,304	61,267,306	67.86	19,334,579	39,832,213	106.02
CHINA	24,343,327	30,709,948	26.15	14,214,542	20,288,790	42.73
THAILAND	2,603,727	1,350,882	-48.12	1,711,015	911,764	-46.71
SINGAPORE	8,055,223	11,740,903	45.76	5,625,022	9,273,487	64.86
PHILIPPINES	38,724	143,311	270.08	40,120	144,762	260.82
MALAYSIA	3,062,070	9,343,696	205.14	1,799,352	6,251,738	247.44
VIET NAM	601,220	1,343,555	123.47	355,716	733,752	106.27
MALDIVES	41,355	0	-100.00	23,668	0	-100.00
INDIA	482,636	4,881,527	911.43	415,856	3,997,775	861.34
PAKISTAN	586	0	-100.00	542	0	-100.00
SAUDI ARABIA	17,334,771	71,722,145	313.75	12,786,760	54,892,249	329.29
KUWAIT	3,757,402	5,035,354	34.01	3,316,854	4,804,908	44.86
JORDAN	10,620,240	14,248,025	34.16	8,421,381	12,245,418	45.41
LEBANON	2,695,485	2,206,827	-18.13	2,206,788	1,858,281	-15.79
YEMEN	0	3,493,042	-	0	1,765,566	-
OMAN	4,611,274	7,719,880	67.41	3,804,022	7,299,912	91.90
SYRIA ARAB REPUBLIC	111,793	960,784	759.43	88,813	1,034,773	1,065.11
TURKEY	103,497	237,961	129.92	110,904	276,333	149.16
UNITED ARAB EMIRATES	9,130,014	32,813,371	259.40	7,084,605	28,456,761	301.67
QATAR	5,262,162	6,189,374	17.62	4,170,641	5,549,697	33.07

TABEL 5. PERKEMBANGAN EKSPOR INDONESIA MENURUT KOMODITI DAN NEGARA TUJUAN

JENIS BARANG	BERAT BERSIH (KG)		PERUB	NILAI FOB (US \$)		PERUB
	JAN-APR 2009	JAN-APR 2010	%	JAN-APR 2009	JAN-APR 2010	%
(1)	(2)	(3)	(4)	(5)	(6)	(7)
BAHRAIN	441,549	911,253	106.38	305,778	680,496	122.55
EGYPT	9,833,188	7,955,031	-19.10	7,677,484	6,285,189	-18.13
LIBYAN ARAB JAMAHIRIYA	2,547,492	1,532,226	-39.85	2,230,886	1,178,495	-47.17
MOROCCO	427,668	86,405	-79.80	369,376	92,742	-74.89
ALGERIA	6,459,082	5,448,353	-15.65	4,740,623	4,786,734	0.97
REUNION	9,315	11,254	20.82	12,420	9,566	-22.98
COTE D'IVOIRE	18,379	0	-100.00	15,424	0	-100.00
SOUTH AFRICA	219,129	379,246	73.07	245,906	412,177	67.62
MAURITIUS	22,139	12,149	-45.12	16,048	15,531	-3.22
AUSTRALIA	3,521,069	7,758,194	120.34	4,333,260	9,271,363	113.96
NEW ZEALAND	127,803	67,487	-47.19	129,273	83,179	-35.66
NEW CALEDONIA	23,601	32,729	38.68	32,608	38,084	16.79
EAST TIMOR	24,000	380,491	1,485.38	24,000	419,128	1,646.37
UNITED STATES	20,748,554	38,939,341	87.67	15,894,810	37,477,747	135.79
CANADA	549,079	1,571,953	186.29	1,059,950	2,819,971	166.05
MEXICO	1,092,873	2,489,387	127.78	831,491	2,051,357	146.71
TRINIDAD AND TOBAGO	24,474	0	-100.00	23,048	0	-100.00
PUERTO RICO	88,042	38,681	-56.07	117,353	42,865	-63.47
ANTIGUA AND BARBUDA	12,400	0	-100.00	15,872	0	-100.00
FRENCH POLYNESIA	39,604	22,421	-43.39	35,771	27,094	-24.26
MARTINIQUE	17,499	0	-100.00	18,970	0	-100.00
UNITED KINGDOM	2,800,110	4,938,670	76.37	3,577,480	5,293,219	47.96
NETHERLANDS	5,973,006	3,645,187	-38.97	7,672,305	5,434,269	-29.17
FRANCE	1,596,964	2,574,359	61.20	2,168,935	3,110,047	43.39
GERMANY, FED. REP. OF	9,444,079	13,951,804	47.73	15,745,973	21,435,062	36.13
BELGIUM	6,703,682	14,331,198	113.78	6,508,477	12,976,061	99.37
LUXEMBOURG	0	3,022	-	0	8,991	-
DENMARK	484,854	229,873	-52.59	755,530	309,217	-59.07
NORWAY	63,175	6,108	-90.33	79,073	12,990	-83.57
SWEDEN	2,183	94,600	4,233.49	7,773	110,509	1,321.70
IRELAND	43,543	0	-100.00	112,900	0	-100.00
ITALY	1,399,679	1,422,415	1.62	2,487,673	2,239,337	-9.98
SPAIN	15,448	43,217	179.76	21,667	46,572	114.94
PORTUGAL	0	23,144	-	0	21,779	-
GREECE	67,242	302,262	349.51	72,164	517,339	616.89
POLAND	878,741	660,434	-24.84	1,705,493	1,299,126	-23.83
ROMANIA	69,950	7,859	-88.76	111,309	14,155	-87.28
AZERBAIJAN	0	271	-	0	1,875	-
UKRAINE	0	19,071	-	0	11,034	-
LATVIA	0	17,292	-	0	14,284	-
MALTA	20,496	0	-100.00	26,437	0	-100.00
CZECH REPUBLIC	105,006	31,778	-69.74	263,642	57,015	-78.37
RUSSIA FEDERATION	1,218	20,148	1,554.19	4,568	42,022	819.92
-KAYU GERGAJIAN	11,614,340	10,304,202	-11.28	13,237,097	9,885,788	-25.32
JAPAN	4,622,646	2,483,782	-46.27	5,907,944	3,923,786	-33.58
HONG KONG	344,445	320,011	-7.09	233,110	231,193	-0.82
KOREA, REPUBLIC OF	1,067,090	793,920	-25.60	852,603	707,761	-16.99
TAIWAN	146,573	68,044	-53.58	128,600	52,215	-59.40
CHINA	1,082,888	2,059,414	90.18	985,751	1,194,577	21.18
SINGAPORE	185,528	220,157	18.67	184,960	140,101	-24.25
MALAYSIA	1,303,833	1,668,875	28.00	709,869	769,316	8.37
VIET NAM	213,171	383,480	79.89	203,635	204,300	0.33
TURKEY	0	16,242	-	0	5,039	-
REUNION	780	0	-100.00	1,332	0	-100.00
SEYCHELLES	3,783	0	-100.00	4,223	0	-100.00
SOUTH AFRICA	63,197	23,208	-63.28	80,905	26,449	-67.31
MAURITIUS	18,683	1,007	-94.61	28,626	2,104	-92.65
AUSTRALIA	322,411	177,518	-44.94	562,938	270,102	-52.02
NEW ZEALAND	33,500	77,563	131.53	14,882	41,580	179.40
NEW CALEDONIA	2,254	0	-100.00	4,062	0	-100.00
UNITED STATES	715,597	1,011,965	41.42	349,680	544,462	55.70
CANADA	2,970	0	-100.00	2,722	0	-100.00
FRENCH POLYNESIA	4,678	0	-100.00	10,445	0	-100.00
UNITED KINGDOM	121,120	189,800	56.70	272,859	364,130	33.45
NETHERLANDS	831,049	474,953	-42.85	1,856,706	1,060,347	-42.89
FRANCE	113,885	35,995	-68.39	184,578	59,478	-67.78
GERMANY, FED. REP. OF	113,547	23,160	-79.60	194,689	17,751	-90.88
BELGIUM	52,120	79,538	52.61	56,471	48,469	-14.17
SWITZERLAND	27	1,365	4,955.56	389	2,458	531.88
LUXEMBOURG	0	15,000	-	0	8,807	-
IRELAND	6,539	0	-100.00	29,057	0	-100.00
ITALY	83,649	58,280	-30.33	168,480	79,146	-53.02
SPAIN	25,634	1,039	-95.95	56,112	4,100	-92.69
POLAND	118,787	116,412	-2.00	137,023	121,921	-11.02
ROMANIA	0	3,104	-	0	5,592	-
BULGARIA	920	0	-100.00	1,264	0	-100.00
CZECH REPUBLIC	13,036	370	-97.16	13,182	604	-95.42

TABEL 5. PERKEMBANGAN EKSPOR INDONESIA MENURUT KOMODITI DAN NEGARA TUJUAN

JENIS BARANG	BERAT BERSIH (KG)		PERUB	NILAI FOB (US \$)		PERUB
	JAN-APR 2009	JAN-APR 2010	%	JAN-APR 2009	JAN-APR 2010	%
	(1)	(2)	(3)	(4)	(5)	(6)
-KAYU OLAHAN LAIN	247,681,739	556,800,445	124.80	311,690,479	397,170,639	27.42
JAPAN	21,751,678	17,888,817	-17.76	38,002,417	34,936,078	-8.07
HONG KONG	3,260,254	4,712,237	44.54	4,103,852	5,283,127	28.74
KOREA, REPUBLIC OF	11,848,822	50,997,935	330.41	13,081,013	17,554,327	34.20
TAIWAN	6,112,646	7,880,226	28.92	5,173,738	6,912,537	33.61
CHINA	37,813,660	276,142,752	630.27	14,798,719	47,113,902	218.36
MACAU	90	2,293	2,447.78	318	6,640	1,988.05
PAPUA NEW GUINEA	161	652	304.97	175	623	256.00
THAILAND	250,319	432,011	72.58	267,098	555,983	108.16
SINGAPORE	4,796,416	6,036,885	25.86	4,889,851	6,697,213	36.96
PHILIPPINES	1,351,683	1,229,127	-9.07	291,104	482,237	65.66
MALAYSIA	5,941,575	3,561,694	-40.05	2,970,640	3,085,173	3.86
CAMBODIA	104,053	137,126	31.78	150,236	202,855	35.02
BRUNEI DARUSSALAM	100,657	101,932	1.27	109,151	113,140	3.65
LAO PEOPLE'S DEMOCRATIC REPUBLIC	291	500	71.82	7,857	14,345	82.58
BHUTAN	0	29	-	0	709	-
VIET NAM	8,164,250	9,770,525	19.67	2,185,359	4,988,019	128.25
MALDIVES	338,054	197,229	-41.66	593,072	423,014	-28.67
INDIA	5,093,243	17,287,977	239.43	2,068,542	6,842,725	230.80
PAKISTAN	117,273	62	-99.95	87,512	1,592	-98.18
BANGLADESH	250	11,292	4,416.80	5,000	7,812	56.24
SRI LANKA	91,302	51,715	-43.36	56,826	118,583	108.68
IRAQ	175,378	137,597	-21.54	153,037	78,501	-48.70
IRAN (ISLAMIC REPUBLIC OF)	442,059	609,011	37.77	533,140	865,845	62.40
SAUDI ARABIA	185,864	5,104,427	2,646.32	246,196	2,954,287	1,099.97
ISRAEL	124,453	127,069	2.10	315,322	295,355	-6.33
KUWAIT	850,292	298,788	-64.86	256,755	132,240	-48.50
JORDAN	1,645,917	256,817	-84.40	618,124	253,572	-58.98
LEBANON	79,588	131,813	65.62	184,477	177,449	-3.81
YEMEN	1,890,730	163,920	-91.33	457,438	40,940	-91.05
OMAN	14,248	141,717	894.64	10,531	94,217	794.66
SYRIA ARAB REPUBLIC	8,009,546	7,744,331	-3.31	2,205,972	1,864,054	-15.50
TURKEY	783,752	1,349,939	72.24	1,282,001	2,218,303	73.03
UNITED ARAB EMIRATES	1,498,091	4,099,202	173.63	959,432	3,113,650	224.53
QATAR	34,128	97,828	186.65	24,520	90,022	267.14
BAHRAIN	295,898	85,677	-71.05	165,222	89,980	-45.54
CYPRUS	142,036	81,140	-42.87	323,644	149,927	-53.68
EGYPT	7,716,426	295,089	-96.18	1,934,924	563,669	-70.87
LIBYAN ARAB JAMAHIRIYA	686	35,897	5,132.80	4,500	33,620	647.11
MOROCCO	28,052	18,537	-33.92	44,015	21,881	-50.29
TUNISIA	111,114	49,536	-55.42	287,989	116,365	-59.59
ALGERIA	51,130	40,920	-19.97	50,236	44,889	-10.64
SUDAN	6,127	49,183	702.73	8,695	13,311	53.09
ERITREA	0	21,937	-	0	40,325	-
NAMIBIA	3,090	781	-74.72	2,138	1,152	-46.12
ETHIOPIA	17	0	-100.00	28	0	-100.00
TANZANIA, UNITED REPUBLIC OF	1,424	1,153	-19.03	2,384	9,424	295.30
MADAGASCAR	12,561	2,279	-81.86	39,753	15,409	-61.24
SOMALIA	11,841	46,567	293.27	19,144	72,447	278.43
KENYA	63,254	12,762	-79.82	98,043	25,520	-73.97
REUNION	155,731	307,045	97.16	223,254	467,534	109.42
MOZAMBIQUE	2,001	1,691	-15.49	1,169	3,034	159.54
EQUATORIAL GUINEA	0	35	-	0	399	-
GHANA	11	0	-100.00	300	0	-100.00
ANGOLA	984	57,188	5,711.79	1,198	92,331	7,607.10
CONGO	192	0	-100.00	1,248	0	-100.00
CAMEROON	0	1,224	-	0	3,427	-
NIGERIA	52,611	18,144	-65.51	184,557	56,812	-69.22
SIERRA LEONE	454	0	-100.00	1,440	0	-100.00
GABON	150	1,040	593.33	2,215	2,692	21.53
SENEGAL	22,564	425	-98.12	22,549	277	-98.77
GAMBIA	0	19,389	-	0	2,867	-
U.S. VIRGIN ISLANDS	356	941	164.33	703	6,381	807.68
SEYCHELLES	209,898	104,772	-50.08	372,992	503,906	35.10
DJIBOUTI	2,582	59,604	2,208.44	17,001	95,532	461.92
SOUTH AFRICA	3,469,988	4,622,844	33.22	4,772,305	6,729,639	41.01
MAURITIUS	119,263	84,889	-28.82	246,523	154,816	-37.20
VIRGIN ISLANDS (BRITISH)	1,985	970	-51.13	1,970	4,076	106.90
AUSTRALIA	23,137,120	28,397,591	22.74	34,091,327	42,958,076	26.01
NEW ZEALAND	2,132,570	1,766,028	-17.19	2,601,715	2,203,430	-15.31
MICRONESIA, FEDERATED STATES OF	4,319	0	-100.00	4,219	0	-100.00
GUAM	29,772	16,391	-44.94	41,282	73,956	79.15
PALAU	1,082	3,959	265.90	4,583	11,172	143.77
NEW CALEDONIA	327,364	290,321	-11.32	553,359	495,479	-10.46
NORTHERN MARIANA ISLANDS	899	162	-81.98	7,513	1,090	-85.49
SAINT VINCENT AND THE GRENADINES	538	569	5.76	399	2,341	486.72
VANUATU	34,461	4,459	-87.06	24,182	6,237	-74.21

TABEL 5. PERKEMBANGAN EKSPOR INDONESIA MENURUT KOMODITI DAN NEGARA TUJUAN

JENIS BARANG	BERAT BERSIH (KG)		PERUB	NILAI FOB (US \$)		PERUB
	JAN-APR 2009	JAN-APR 2010	%	JAN-APR 2009	JAN-APR 2010	%
	(1)	(2)	(3)	(4)	(5)	(6)
WALLIS AND FUTUNA ISLANDS	434	1,773	308.53	651	2,693	313.67
AMERICAN SAMOA	0	7,153	-	0	17,949	-
COOK ISLANDS	5,442	1,575	-71.06	17,031	21,626	26.98
FIJI	2,640	22,145	738.83	11,965	145,617	1,117.02
SAMOA	0	361	-	0	526	-
EAST TIMOR	17,532	52,372	198.72	34,124	67,251	97.08
UNITED STATES	15,915,877	14,960,897	-6.00	42,299,362	37,387,587	-11.61
CANADA	1,078,339	3,782,264	250.75	2,526,373	8,017,125	217.34
MEXICO	245,285	815,555	232.49	509,619	2,474,817	385.62
GUATEMALA	4,832	1,883	-61.03	19,908	3,887	-80.48
HONDURAS	3,086	0	-100.00	10,790	0	-100.00
NICARAGUA	0	1,103	-	0	2,410	-
PANAMA	7,561	13,333	76.34	17,687	15,563	-12.01
SURINAME	0	244	-	0	471	-
CHILE	76,803	105,987	38.00	145,872	313,058	114.61
VENEZUELA	19,124	37,313	95.11	45,944	75,774	64.93
ARGENTINA	62,052	60,487	-2.52	95,549	89,216	-6.63
BRAZIL	110,651	95,601	-13.60	201,726	206,596	2.41
COLOMBIA	27,763	59,732	115.15	43,022	95,671	122.38
URUGUAY	5,406	15,601	188.59	12,092	29,525	144.17
PERU	1,228	89	-92.75	2,972	427	-85.63
TRINIDAD AND TOBAGO	4,007	1,757	-56.15	9,440	8,703	-7.81
BAHAMAS	6,832	38,270	460.16	15,616	74,838	379.24
JAMAICA	18,586	91,400	391.77	47,943	254,841	431.55
PUERTO RICO	39,858	61,945	55.41	97,665	169,291	73.34
BELIZE	250	5,370	2,048.00	500	3,737	647.40
DOMINICAN REPUBLIC	50,367	55,894	10.97	183,091	90,812	-50.40
COSTA RICA	28,982	5,312	-81.67	66,238	8,676	-86.90
HAITI	6,258	0	-100.00	13,405	0	-100.00
BARBADOS	86,984	10	-99.99	71,734	882	-98.77
ANTIGUA AND BARBUDA	444	0	-100.00	809	0	-100.00
ANGUILLA	9,481	2,369	-75.01	33,425	7,500	-77.56
ARUBA	3,482	9,103	161.43	7,869	8,992	14.27
BERMUDA	14,978	928	-93.80	73,398	10,096	-86.24
CAYMAN ISLANDS	0	1,054	-	0	1,268	-
DOMINICA	0	2,052	-	0	3,576	-
FRENCH GUIANA	13,799	4,316	-68.72	32,228	3,227	-89.99
FRENCH POLYNESIA	55,364	195,816	253.69	142,765	274,159	92.04
GRENADA	326	0	-100.00	1,591	0	-100.00
MARTINIQUE	44,827	32,947	-26.50	68,097	73,861	8.46
NETHERLANDS ANTILLES	128,863	93,638	-27.34	439,295	379,912	-13.52
SAINT LUCIA	0	1,749	-	0	8,468	-
GUADELOUPE	12,780	42,208	230.27	19,457	104,252	435.81
SAINT KITTS AND NEVIS	3	554	18,366.67	80	1,245	1,456.25
UNITED KINGDOM	7,235,362	9,509,246	31.43	15,439,929	19,871,296	28.70
NETHERLANDS	19,600,446	21,261,458	8.47	30,004,183	31,838,426	6.11
FRANCE	6,812,914	7,066,446	3.72	12,359,618	12,442,828	0.67
GERMANY, FED. REP. OF	13,255,130	21,230,607	60.17	23,352,005	35,079,050	50.22
AUSTRIA	111,978	142,030	26.84	246,762	450,287	82.48
BELGIUM	5,183,717	5,740,897	10.75	8,045,539	9,032,138	12.26
SWITZERLAND	76,781	71,383	-7.03	427,377	233,678	-45.32
LUXEMBOURG	0	6,744	-	0	19,916	-
DENMARK	1,248,007	2,429,154	94.64	2,039,189	3,598,722	76.48
NORWAY	982,103	368,051	-62.52	1,889,402	779,196	-58.76
SWEDEN	465,770	577,995	24.09	1,458,766	2,040,803	39.90
FINLAND	285,327	281,581	-1.31	698,139	581,910	-16.65
IRELAND	263,160	404,950	53.88	791,862	971,782	22.72
ITALY	3,863,165	4,169,243	7.92	8,503,218	10,626,418	24.97
SPAIN	2,249,330	1,963,105	-12.72	5,079,272	4,695,116	-7.56
PORTUGAL	802,544	1,138,282	41.83	1,828,243	1,859,036	1.68
ICELAND	0	37,404	-	0	86,174	-
GREECE	543,920	812,204	49.32	1,134,757	949,020	-16.37
DEMOCRATIC REPUBLIC OF THE CONGO	845	0	-100.00	2,688	0	-100.00
HUNGARY	69,964	73,776	5.45	109,720	221,877	102.22
POLAND	4,046,152	3,888,204	-3.90	5,640,369	5,477,423	-2.89
ROMANIA	7,328	51,024	596.29	17,717	78,658	343.97
BULGARIA	163,143	130,839	-19.80	253,522	227,802	-10.15
YUGOSLAVIA	3,463	18,386	430.93	6,457	25,809	299.71
ALBANIA	51,694	12,899	-75.05	85,872	25,987	-69.74
ARMENIA	0	9,510	-	0	8,141	-
AZERBAIJAN	5,681	105,610	1,759.00	23,703	190,447	703.47
KAZAKHSTAN	19,037	58,770	208.71	48,762	138,221	183.46
UKRAINE	173,898	253,310	45.67	318,320	392,702	23.37
LITHUANIA	77,094	19,397	-74.84	119,822	57,982	-51.61
LATVIA	5,705	42,335	642.07	14,172	110,012	676.26
ESTONIA	98,067	31,821	-67.55	199,617	62,167	-68.86
GEORGIA	0	17,113	-	0	38,487	-
CROATIA	170,374	188,722	10.77	354,311	439,856	24.14

TABEL 5. PERKEMBANGAN EKSPOR INDONESIA MENURUT KOMODITI DAN NEGARA TUJUAN

JENIS BARANG	BERAT BERSIH (KG)		PERUB	NILAI FOB (US \$)		PERUB
	JAN-APR 2009	JAN-APR 2010	%	JAN-APR 2009	JAN-APR 2010	%
	(1)	(2)	(3)	(4)	(5)	(6)
MALTA	11,505	12,408	7.85	88,864	23,367	-73.70
SLOVAKIA	6,272	29,921	377.06	29,662	54,814	84.80
SLOVENIA	68,117	80,161	17.68	208,444	208,509	0.03
CZECH REPUBLIC	135,476	123,125	-9.12	374,015	217,085	-41.96
REP. OF MACEDONIA	2,147	1,000	-53.42	2,694	2,622	-2.67
RUSSIA FEDERATION	454,323	552,560	21.62	926,011	964,258	4.13
-TIMAH	32,657,850	27,964,071	-14.37	340,576,792	426,368,621	25.19
JAPAN	120,954	1,959,953	1,520.41	1,320,333	27,014,306	1,946.02
HONG KONG	49,893	477,933	857.92	376,563	6,309,004	1,575.42
KOREA, REPUBLIC OF	223,196	613,718	174.97	2,179,524	9,514,168	336.53
TAIWAN	183,413	774,269	322.15	1,982,738	12,879,143	549.56
CHINA	1,178,773	914,797	-22.39	12,089,571	13,636,720	12.80
THAILAND	163,535	2,258	-98.62	1,717,118	19,210	-98.88
SINGAPORE	26,846,827	19,338,015	-27.97	281,144,489	293,855,358	4.52
PHILIPPINES	25,901	14,350	-44.60	354,453	265,533	-25.09
MALAYSIA	3,721,222	1,685,789	-54.70	38,577,844	26,539,109	-31.21
VIET NAM	78	0	-100.00	565	0	-100.00
INDIA	42,115	127,112	201.82	421,148	2,038,847	384.12
PAKISTAN	0	25,338	-	0	456,089	-
BANGLADESH	2,000	0	-100.00	23,130	0	-100.00
TURKEY	0	150,977	-	0	2,424,158	-
AUSTRALIA	39,298	45,437	15.62	157,468	387,860	146.31
EAST TIMOR	0	667	-	0	261	-
UNITED STATES	58,145	453,526	679.99	183,348	7,620,158	4,056.12
CANADA	0	8,501	-	0	138,272	-
UNITED KINGDOM	0	2,672	-	0	46,092	-
NETHERLANDS	0	1,116,687	-	0	19,039,837	-
GERMANY, FED. REP. OF	2,500	227,053	8,982.12	48,500	3,771,681	7,676.66
ITALY	0	25,019	-	0	412,815	-
-ALUMINIUM	80,667,529	86,552,407	7.30	147,541,882	220,833,529	49.68
JAPAN	49,945,022	39,034,056	-21.85	70,769,333	84,201,654	18.98
HONG KONG	499,445	470,038	-5.89	808,875	1,192,282	47.40
KOREA, REPUBLIC OF	6,382,298	4,432,695	-30.55	8,468,893	7,030,362	-16.99
TAIWAN	656,804	1,014,966	54.53	2,393,630	3,076,223	28.52
CHINA	4,466,827	633,271	-85.82	7,166,781	1,108,019	-84.54
PAPUA NEW GUINEA	383,637	514,129	34.01	1,295,545	1,610,063	24.28
THAILAND	1,550,590	3,148,373	103.04	4,688,661	9,825,878	109.57
SINGAPORE	2,561,585	2,835,755	10.70	8,713,943	8,996,414	3.24
PHILIPPINES	2,432,203	3,169,994	30.33	8,260,229	10,606,215	28.40
MALAYSIA	2,731,837	2,138,691	-21.71	7,684,476	6,914,599	-10.02
MYANMAR (FORM. BURMA)	0	82,663	-	0	249,716	-
BRUNEI DARUSSALAM	88,866	133,279	49.98	348,016	373,787	7.41
VIET NAM	979,810	513,833	-47.56	1,905,037	1,473,168	-22.67
MALDIVES	1,189	7,765	553.07	2,317	73,681	3,080.02
INDIA	212,304	855,329	302.88	597,712	3,060,700	412.07
PAKISTAN	57,737	39,111	-32.26	197,570	206,415	4.48
BANGLADESH	152,521	46,283	-69.65	384,320	165,174	-57.02
SRI LANKA	7,815	55,157	605.78	28,107	195,537	595.69
IRAN (ISLAMIC REPUBLIC OF)	14,378	25,675	78.57	63,298	75,242	18.87
SAUDI ARABIA	58,355	134,026	129.67	309,334	624,175	101.78
KUWAIT	3,876	1,881	-51.47	9,066	18,100	99.65
JORDAN	0	18,145	-	0	48,307	-
LEBANON	11,869	0	-100.00	39,180	0	-100.00
YEMEN	0	4,124	-	0	13,719	-
OMAN	0	4,735	-	0	17,656	-
TURKEY	9,361	251,927	2,591.24	31,555	865,937	2,644.21
UNITED ARAB EMIRATES	22,141	63,323	186.00	135,633	247,736	82.65
BAHRAIN	783	0	-100.00	4,974	0	-100.00
CYPRUS	1,762	1,276	-27.58	12,284	3,260	-73.46
LIBYAN ARAB JAMAHIRIYA	0	26	-	0	65	-
ETHIOPIA	445,695	0	-100.00	1,160,963	0	-100.00
TANZANIA, UNITED REPUBLIC OF	0	6,209	-	0	11,931	-
MADAGASCAR	38,324	19,101	-50.16	120,264	52,348	-56.47
KENYA	0	255	-	0	4,516	-
REUNION	12,298	9,304	-24.35	40,634	28,479	-29.91
TOGO	0	219	-	0	222	-
ANGOLA	112	74	-33.93	1,385	75	-94.58
NIGERIA	41,356	4,826	-88.33	67,598	4,050	-94.01
SENEGAL	4,690	413	-91.19	26,702	4,264	-84.03
BENIN	0	7	-	0	25	-
SEYCHELLES	309	4,887	1,481.55	1,883	16,450	773.61
SOUTH AFRICA	45,326	93,551	106.40	282,232	590,176	109.11
MAURITIUS	207,933	311,855	49.98	647,310	772,648	19.36
VIRGIN ISLANDS (BRITISH)	0	26	-	0	97	-
AUSTRALIA	1,712,955	2,815,765	64.38	4,756,644	8,995,081	89.11
NEW ZEALAND	253,509	314,941	24.23	562,347	883,713	57.15

TABEL 5. PERKEMBANGAN EKSPOR INDONESIA MENURUT KOMODITI DAN NEGARA TUJUAN

JENIS BARANG	BERAT BERSIH (KG)		PERUB	NILAI FOB (US \$)		PERUB
	JAN-APR 2009	JAN-APR 2010	%	JAN-APR 2009	JAN-APR 2010	%
	(1)	(2)	(3)	(4)	(5)	(6)
PALAU	0	57	-	0	163	-
NEW CALEDONIA	101,023	159,514	57.90	299,334	471,266	57.44
VANUATU	5,261	145	-97.24	3,708	244	-93.42
FIJI	49,317	12,845	-73.95	105,386	38,117	-63.83
EAST TIMOR	178,916	355,388	98.63	224,111	190,550	-14.98
UNITED STATES	2,676,973	20,100,513	650.87	8,169,887	56,011,421	585.58
CANADA	450,020	1,074,335	138.73	1,176,676	3,411,902	189.96
MEXICO	0	54	-	0	142	-
GUATEMALA	115	0	-100.00	499	0	-100.00
PANAMA	0	1,430	-	0	7,149	-
VENEZUELA	23	0	-100.00	34	0	-100.00
ARGENTINA	76	949	1,148.68	92	1,123	1,120.65
BRAZIL	46,489	140,871	203.02	222,378	791,014	255.71
COLOMBIA	0	20,802	-	0	61,110	-
PERU	16,604	0	-100.00	33,355	0	-100.00
JAMAICA	308	12,400	3,925.97	367	24,010	6,442.23
PUERTO RICO	0	79,646	-	0	220,636	-
COSTA RICA	0	4	-	0	5	-
ARUBA	0	76	-	0	36	-
FRENCH POLYNESIA	1,516	19,865	1,210.36	1,332	55,696	4,081.38
MARTINIQUE	0	6,650	-	0	21,213	-
NETHERLANDS ANTILLES	1,400	0	-100.00	1,097	0	-100.00
GUADELOUPE	0	10,242	-	0	35,900	-
UNITED KINGDOM	305,758	293,536	-4.00	1,605,149	1,456,443	-9.26
NETHERLANDS	112,105	30,966	-72.38	811,535	273,520	-66.30
FRANCE	95,383	222,190	132.95	713,555	1,497,249	109.83
GERMANY, FED. REP. OF	409,597	306,856	-25.08	1,154,321	878,962	-23.85
AUSTRIA	2,598	223	-91.42	6,357	7,488	17.79
BELGIUM	76,397	321,973	321.45	361,607	1,072,103	196.48
SWITZERLAND	7	21	200.00	248	176	-29.03
DENMARK	2,468	84	-96.60	12,590	139	-98.90
NORWAY	16,273	6,375	-60.82	89,554	21,318	-76.20
SWEDEN	7,585	1,034	-86.37	59,225	8,417	-85.79
FINLAND	4,272	0	-100.00	28,053	0	-100.00
ITALY	62,036	111,555	79.82	263,358	368,394	39.88
SPAIN	12,764	40,589	218.00	87,623	215,076	145.46
PORTUGAL	1,343	3,842	186.08	1,860	20,990	1,028.49
GREECE	2,650	0	-100.00	12,053	0	-100.00
HUNGARY	435	93	-78.62	3,150	62	-98.03
POLAND	2,715	1,718	-36.72	14,393	12,036	-16.38
ROMANIA	0	2,971	-	0	17,837	-
BULGARIA	2,512	0	-100.00	15,282	0	-100.00
CROATIA	3,150	0	-100.00	19,470	0	-100.00
MALTA	2,165	0	-100.00	3,098	0	-100.00
SLOVAKIA	20	0	-100.00	202	0	-100.00
SLOVENIA	775	0	-100.00	2,963	0	-100.00
CZECH REPUBLIC	0	636	-	0	3,463	-
RUSSIA FEDERATION	20,958	0	-100.00	51,249	0	-100.00
-NIKEL	10,585,638	38,686,186	265.46	70,745,776	428,979,375	506.37
JAPAN	10,470,876	38,439,225	267.11	70,231,522	427,811,244	509.14
HONG KONG	0	820	-	0	4,655	-
KOREA, REPUBLIC OF	74,516	147,710	98.23	183,348	606,038	230.54
CHINA	8,126	1,226	-84.91	134,256	9,649	-92.81
THAILAND	0	4	-	0	2,461	-
SINGAPORE	411	5,085	1,137.23	12,025	99,847	730.33
MALAYSIA	172	327	90.12	9,945	16,300	63.90
VIET NAM	12,929	0	-100.00	65,685	0	-100.00
INDIA	8,656	0	-100.00	25,140	0	-100.00
EGYPT	32	1,014	3,068.75	168	32,700	19,364.29
EAST TIMOR	0	5,006	-	0	29,199	-
UNITED STATES	75	11,038	14,617.33	7,895	103,739	1,213.98
UNITED KINGDOM	9,820	17,936	82.65	75,636	53,921	-28.71
AUSTRIA	25	0	-100.00	156	0	-100.00
SWEDEN	0	56,795	-	0	209,622	-
-BESI/BAJA	691,930,252	606,907,659	-12.29	768,259,647	769,831,985	0.20
JAPAN	19,520,650	37,103,907	90.08	44,039,053	69,340,147	57.45
HONG KONG	704,891	1,740,298	146.89	1,243,045	2,802,662	125.47
KOREA, REPUBLIC OF	29,453,357	18,602,421	-36.84	52,068,635	37,680,388	-27.63
TAIWAN	2,066,414	5,335,104	158.18	2,234,930	11,372,992	408.87
CHINA	143,835,116	29,624,160	-79.40	55,526,380	56,984,514	2.63
PAPUA NEW GUINEA	685,027	2,419,108	253.14	1,270,669	4,148,009	226.44
THAILAND	8,953,831	13,907,543	55.33	18,872,151	24,559,824	30.14
SINGAPORE	107,264,159	154,142,490	43.70	125,712,039	156,891,716	24.80
PHILIPPINES	10,659,499	5,472,117	-48.66	11,113,756	7,519,426	-32.34
MALAYSIA	67,550,076	59,938,504	-11.27	62,838,884	49,245,122	-21.63
MYANMAR (FORM. BURMA)	1,291,709	78,811,350	6,001.32	2,064,691	45,599,148	2,108.52

TABEL 5. PERKEMBANGAN EKSPOR INDONESIA MENURUT KOMODITI DAN NEGARA TUJUAN

JENIS BARANG	BERAT BERSIH (KG)		PERUB	NILAI FOB (US \$)		PERUB
	JAN-APR 2009	JAN-APR 2010	%	JAN-APR 2009	JAN-APR 2010	%
(1)	(2)	(3)	(4)	(5)	(6)	(7)
CAMBODIA		53	0	556	0	-100.00
BRUNEI DARUSSALAM	3,117,212	367,895	-88.20	1,899,220	221,538	-88.34
VIET NAM	70,218,791	26,047,792	-62.90	45,218,372	22,312,400	-50.66
MALDIVES	25,289	136,146	438.36	73,728	116,088	57.45
INDIA	27,115,173	11,018,904	-59.36	20,086,686	9,881,034	-50.81
PAKISTAN	11,243,699	8,229,194	-26.81	9,682,632	6,454,014	-33.34
BANGLADESH	4,539,222	3,211,803	-29.24	3,095,595	4,291,887	38.64
SRI LANKA	2,024,219	3,651,191	80.38	1,381,933	2,451,124	77.37
IRAQ	48,532	3,104	-93.60	38,167	18,703	-51.00
IRAN (ISLAMIC REPUBLIC OF)	17,998,353	20,839,720	15.79	30,093,746	22,538,547	-25.11
SAUDI ARABIA	2,969,007	6,134,130	106.61	7,453,123	8,425,957	13.05
ISRAEL	4,293	652	-84.81	89,863	4,397	-95.11
KUWAIT	4,202,486	311,244	-92.59	5,430,049	660,307	-87.84
JORDAN	442,114	62,166	-85.94	363,434	75,034	-79.35
LEBANON	24,809	25,036	0.91	122,925	127,936	4.08
YEMEN	748,527	1,529,110	104.28	1,177,252	3,019,043	156.45
OMAN	1,994,209	355,215	-82.19	7,443,398	512,871	-93.11
SYRIA ARAB REPUBLIC	3,893,985	19,594	-99.50	9,444,038	57,570	-99.39
TURKEY	159,018	1,080,006	579.17	329,376	2,387,365	624.81
UNITED ARAB EMIRATES	9,826,936	5,342,589	-45.63	8,315,981	5,476,212	-34.15
QATAR	4,852,928	406,517	-91.62	7,961,834	444,934	-94.41
BAHRAIN	21,879	228,514	944.44	26,312	151,699	476.54
CYPRUS	3,642	3,069	-15.73	982	22,644	2,205.91
EGYPT	2,674,934	72,993	-97.27	4,279,499	1,309,896	-69.39
LIBYAN ARAB JAMAHIRIYA	0	33,845	-	0	30,659	-
MOROCCO	349	0	-100.00	681	0	-100.00
TUNISIA	189,833	0	-100.00	146,920	0	-100.00
ALGERIA	1,939,878	691,964	-64.33	4,162,064	2,625,810	-36.91
SUDAN	13	15,136	116,330.77	650	42,948	6,507.38
TANZANIA, UNITED REPUBLIC OF	72	913,476	1,268,616.67	40	189,345	473,262.50
MADAGASCAR	316,328	1,398,052	341.96	231,925	1,245,447	437.00
KENYA	176,691	31,743	-82.03	124,594	476,054	282.08
REUNION	10,859	12,844	18.28	16,889	51,541	205.17
MOZAMBIQUE	17,095	10,049	-41.22	17,951	28,545	59.02
TOGO	0	811	-	0	821	-
GHANA	58,892	113,083	92.02	53,377	196,324	267.81
LIBERIA	49,310	2,540	-94.85	31,010	1,250	-95.97
ANGOLA	884,373	16,102,280	1,720.76	1,775,106	44,282,365	2,394.63
CAMEROON	0	13,704	-	0	199,789	-
NIGERIA	207,722	552,565	166.01	309,564	1,315,308	324.89
GABON	150	14,633	9,655.33	1,960	32,273	1,546.58
COTE D'IVOIRE	7,548	249,659	3,207.62	9,417	1,005,951	10,582.29
SENEGAL	4,448	6,902	55.17	4,243	3,220	-24.11
MAURITANIA	227,315	274,808	20.89	938,756	745,920	-20.54
BENIN	44,846	11,168	-75.10	129,481	24,925	-80.75
BURKINA FASO	3,644	0	-100.00	11,022	0	-100.00
GUINEA BISSAU	0	56	-	0	284	-
GAMBIA	0	723	-	0	107	-
U.S. VIRGIN ISLANDS	0	1	-	0	15	-
SEYCHELLES	12,466	1,711	-86.27	33,950	8,310	-75.52
UGANDA	3,614	2	-99.94	11,991	72	-99.40
DJIBOUTI	128	444	246.88	200	2,185	992.50
SOUTH AFRICA	497,430	380,246	-23.56	1,402,323	1,118,128	-20.27
MAURITIUS	1,685,505	2,330,883	38.29	2,567,212	2,757,054	7.39
VIRGIN ISLANDS (BRITISH)	2,567	0	-100.00	973	0	-100.00
AUSTRALIA	28,245,316	35,361,801	25.20	49,639,373	29,100,410	-41.38
NEW ZEALAND	2,660,247	4,076,032	53.22	2,909,858	3,897,043	33.93
MICRONESIA, FEDERATED STATES OF	6,520	0	-100.00	20,921	0	-100.00
GUAM	89	59	-33.71	573	437	-23.73
PALAU	3	87	2,800.00	60	248	313.33
NEW CALEDONIA	10,791	136,427	1,164.27	17,609	131,395	646.18
SAINT VINCENT AND THE GRENADINES	0	9	-	0	57	-
VANUATU	905	1,962	116.80	1,333	4,440	233.08
WALLIS AND FUTUNA ISLANDS	0	1,459	-	0	2,433	-
COOK ISLANDS	13	119	815.38	63	2,084	3,207.94
FIJI	136,481	76,838	-43.70	306,281	117,359	-61.68
SOLOMON ISLANDS	0	40,121	-	0	41,511	-
TONGA	0	256	-	0	504	-
EAST TIMOR	3,759,674	3,866,182	2.83	3,253,690	3,770,511	15.88
UNITED STATES	18,219,946	17,672,664	-3.00	50,788,081	40,947,004	-19.38
CANADA	1,114,190	2,174,852	95.20	1,557,911	4,199,644	169.57
MEXICO	4,951,683	169,541	-96.58	12,895,000	972,514	-92.46
GUATEMALA	61,663	109,333	77.31	174,037	281,453	61.72
NICARAGUA	0	383	-	0	838	-
PANAMA	141	1	-99.29	599	3	-99.50
CHILE	157,324	110,189	-29.96	248,494	201,606	-18.87
VENEZUELA	509,658	538	-99.89	1,177,294	968	-99.92
ARGENTINA	24,628	102,534	316.33	252,300	668,325	164.89

TABEL 5. PERKEMBANGAN EKSPOR INDONESIA MENURUT KOMODITI DAN NEGARA TUJUAN

JENIS BARANG	BERAT BERSIH (KG)		PERUB	NILAI FOB (US \$)		PERUB
	JAN-APR 2009	JAN-APR 2010	%	JAN-APR 2009	JAN-APR 2010	%
	(1)	(2)	(3)	(4)	(5)	(6)
BRAZIL	130,679	644,521	393.21	315,129	4,157,903	1,219.43
COLOMBIA	597,662	280,739	-53.03	4,151,757	927,523	-77.66
BOLIVIA	0	108	-	0	1,414	-
URUGUAY	0	93	-	0	411	-
PARAGUAY	0	36,169	-	0	74,744	-
ECUADOR	1,179	241,742	20,403.99	2,926	436,105	14,804.48
PERU	128,209	261,908	104.28	238,854	535,230	124.08
TRINIDAD AND TOBAGO	99,419	0	-100.00	294,156	0	-100.00
BAHAMAS	0	61	-	0	285	-
JAMAICA	802	622	-22.44	660	1,842	179.09
PUERTO RICO	117	47,653	40,629.06	786	116,955	14,779.77
DOMINICAN REPUBLIC	397	380	-4.28	1,177	305	-74.09
COSTA RICA	3,246	565	-82.59	3,579	625	-82.54
HAITI	53	0	-100.00	118	0	-100.00
BARBADOS	0	20,953	-	0	19,500	-
ANGUILLA	67	0	-100.00	86	0	-100.00
ARUBA	0	13,707	-	0	8,923	-
BERMUDA	506	88	-82.61	1,952	1,014	-48.05
DOMINICA	0	1,730	-	0	3,013	-
FRENCH GUIANA	2,699	167	-93.81	9,187	110	-98.80
FRENCH POLYNESIA	4,275	2,485	-41.87	5,951	4,206	-29.32
MARTINIQUE	689	2,194	218.43	811	4,851	498.15
NETHERLANDS ANTILLES	7,968	4	-99.95	7,377	438	-94.06
GUADELOUPE	1,652	707	-57.20	2,630	2,379	-9.54
UNITED KINGDOM	4,738,344	2,960,827	-37.51	5,618,456	11,199,441	99.33
NETHERLANDS	33,194,210	1,371,675	-95.87	22,453,692	2,113,120	-90.59
FRANCE	186,993	277,363	48.33	642,878	889,795	38.41
GERMANY, FED. REP. OF	4,554,988	1,869,045	-58.97	5,529,540	4,921,282	-11.00
AUSTRIA	101,665	14,309	-85.93	112,339	40,372	-64.06
BELGIUM	1,813,724	1,910,337	5.33	7,321,223	4,018,693	-45.11
SWITZERLAND	17,177,782	6,571,767	-61.74	38,704,836	27,243,739	-29.61
DENMARK	18,301	1,716,961	9,281.79	50,883	3,687,864	7,147.73
NORWAY	1,155	2,897	150.82	5,208	25,302	385.83
SWEDEN	16,229	221,940	1,267.55	83,145	499,972	501.33
FINLAND	3,354	18,621	455.19	46,608	72,087	54.67
IRELAND	588,438	1	-100.00	410,431	31	-99.99
ITALY	1,007,445	1,222,760	21.37	1,887,757	2,253,314	19.36
SPAIN	235,146	1,749,189	643.87	553,012	3,985,905	620.76
PORTUGAL	6,451	694,993	10,673.41	40,303	1,336,940	3,217.22
GREECE	20,587	46,148	124.16	140,577	159,812	13.68
DEMOCRATIC REPUBLIC OF THE CONGO	0	19,800	-	0	16,500	-
HUNGARY	1,764	4,553	158.11	2,999	38,455	1,182.26
POLAND	101,973	256,218	151.26	299,934	657,370	119.17
ROMANIA	660	830	25.76	1,858	1,524	-17.98
BULGARIA	171	5,263	2,977.78	146	42,342	28,901.37
YUGOSLAVIA	213	0	-100.00	473	0	-100.00
AZERBAIJAN	0	4	-	0	354	-
KAZAKHSTAN	563,659	0	-100.00	2,359,228	0	-100.00
UKRAINE	77,680	1,536	-98.02	162,178	4,611	-97.16
LITHUANIA	2,051	0	-100.00	6,092	0	-100.00
LATVIA	0	53	-	0	288	-
ESTONIA	0	201,120	-	0	437,185	-
GEORGIA	0	48,231	-	0	41,301	-
CROATIA	2	1,290	64,400.00	10	2,664	26,540.00
MALTA	86	143	66.28	413	315	-23.73
SLOVAKIA	23,252	4,420	-80.99	57,776	52,598	-8.96
SLOVENIA	20,597	3,161	-84.65	104,090	12,097	-88.38
CZECH REPUBLIC	147,222	73,748	-49.91	351,296	333,496	-5.07
REP. OF MACEDONIA	4,979	0	-100.00	6,243	0	-100.00
RUSSIA FEDERATION	7,125	843,559	11,739.42	50,177	1,614,855	3,118.32
-TEMBAGA	108,459,031	112,414,446	3.65	566,110,723	1,178,806,737	108.23
JAPAN	1,548,409	1,680,719	8.54	136,088,040	262,079,328	92.58
HONG KONG	1,829,218	3,150,756	72.25	5,955,034	20,367,806	242.03
KOREA, REPUBLIC OF	4,956,797	1,416,417	-71.42	66,013,101	138,051,334	109.13
TAIWAN	3,063,323	8,407,048	174.44	11,979,202	57,614,375	380.95
CHINA	37,333,175	18,788,164	-49.67	127,967,255	100,930,519	-21.13
PAPUA NEW GUINEA	0	9	-	0	60	-
THAILAND	14,678,146	26,477,716	80.39	52,629,790	192,648,754	266.05
SINGAPORE	14,751,702	3,469,454	-76.48	51,343,036	27,167,980	-47.09
PHILIPPINES	1,721,325	4,264,997	147.77	7,719,554	30,938,867	300.79
MALAYSIA	24,146,791	37,931,909	57.09	89,498,364	302,203,081	237.66
BRUNEI DARUSSALAM	14	1,031	7,264.29	52	6,197	11,817.31
LAO PEOPLE'S DEMOCRATIC REPUBLIC	45	0	-100.00	993	0	-100.00
VIET NAM	2,728,713	4,051,252	48.47	10,425,093	28,958,111	177.77
MALDIVES	2,057	2,466	19.88	19,257	3,446	-82.11
INDIA	402,573	605,686	50.45	1,550,035	4,506,734	190.75
PAKISTAN	696,409	1,096,680	57.48	2,135,541	7,762,522	263.49

TABEL 5. PERKEMBANGAN EKSPOR INDONESIA MENURUT KOMODITI DAN NEGARA TUJUAN

JENIS BARANG	BERAT BERSIH (KG)		PERUB	NILAI FOB (US \$)		PERUB
	JAN-APR 2009	JAN-APR 2010	%	JAN-APR 2009	JAN-APR 2010	%
(1)	(2)	(3)	(4)	(5)	(6)	(7)
BANGLADESH	92,440	267,080	188.92	340,124	1,854,986	445.39
IRAN (ISLAMIC REPUBLIC OF)	0	1,104	-	0	18,363	-
SAUDI ARABIA	5,227	0	-100.00	83,575	0	-100.00
ISRAEL	0	78	-	0	472	-
KUWAIT	0	1,215	-	0	1,815	-
YEMEN	40,494	0	-100.00	134,386	0	-100.00
OMAN	390	49	-87.44	2,579	1,528	-40.75
UNITED ARAB EMIRATES	1,016	0	-100.00	7,785	0	-100.00
BAHRAIN	59	0	-100.00	656	0	-100.00
ETHIOPIA	6,540	458	-93.00	31,341	570	-98.18
MADAGASCAR	57,184	0	-100.00	32,654	0	-100.00
ANGOLA	41	0	-100.00	513	0	-100.00
SEYCHELLES	112	397	254.46	370	4,060	997.30
UGANDA	0	7,550	-	0	725	-
SAO TOME AND PRINCIPE	0	586	-	0	2,900	-
SOUTH AFRICA	481	0	-100.00	456	0	-100.00
VIRGIN ISLANDS (BRITISH)	11	27	145.45	73	164	124.66
AUSTRALIA	7,093	78,211	1,002.65	67,581	525,563	677.68
NEW ZEALAND	68,997	92,000	33.34	36,906	58,880	59.54
PALAU	1	0	-100.00	19	0	-100.00
VANUATU	168	0	-100.00	186	0	-100.00
FIJI	28	428	1,428.57	707	2,396	238.90
TUVALU	437	0	-100.00	655	0	-100.00
EAST TIMOR	25	2,054	8,116.00	48	2,607	5,331.25
UNITED STATES	207,433	472,350	127.71	1,189,008	2,186,451	83.89
CANADA	34,095	19,379	-43.16	170,725	187,454	9.80
MEXICO	0	60	-	0	111	-
BRAZIL	19,603	54,859	179.85	309,507	439,591	42.03
ANGUILLA	0	1,697	-	0	5,375	-
UNITED KINGDOM	4,855	6,505	33.99	52,081	21,073	-59.54
NETHERLANDS	7,760	50,906	556.01	63,007	150,523	138.90
FRANCE	1,114	3,129	180.88	42,295	21,751	-48.57
GERMANY, FED. REP. OF	33,146	3,536	-89.33	104,313	4,420	-95.76
AUSTRIA	124	1,355	992.74	1,299	3,824	194.38
BELGIUM	6,726	2,170	-67.74	88,029	44,316	-49.66
SWITZERLAND	16	10	-37.50	50	74	48.00
DENMARK	36	0	-100.00	96	0	-100.00
NORWAY	0	22	-	0	311	-
SWEDEN	229	409	78.60	240	1,316	448.33
ITALY	3,336	457	-86.30	13,598	3,511	-74.18
SPAIN	338	573	69.53	966	497	-48.55
PORTUGAL	43	0	-100.00	1,224	0	-100.00
GREECE	8	28	250.00	84	80	-4.76
BULGARIA	14	0	-100.00	12	0	-100.00
GEORGIA	0	26	-	0	79	-
SLOVAKIA	339	0	-100.00	3,505	0	-100.00
CZECH REPUBLIC	375	1,432	281.87	5,723	21,829	281.43
RUSSIA FEDERATION	0	2	-	0	8	-
-SENG	1,290,953	1,161,559	-10.02	1,245,274	1,152,684	-7.44
JAPAN	491,586	140,207	-71.48	533,237	272,993	-48.80
HONG KONG	0	47	-	0	250	-
TAIWAN	129,593	620,527	378.83	62,292	353,369	467.28
CHINA	168,129	44,786	-73.36	116,198	144,951	24.74
PAPUA NEW GUINEA	0	217	-	0	1,417	-
THAILAND	0	20,000	-	0	15,560	-
SINGAPORE	188,564	20,971	-88.88	170,867	49,703	-70.91
PHILIPPINES	26,892	33,779	25.61	54,069	62,339	15.30
MALAYSIA	0	8,999	-	0	15,963	-
VIET NAM	1,516	857	-43.47	3,991	6,762	69.43
INDIA	19,000	0	-100.00	16,430	0	-100.00
TANZANIA, UNITED REPUBLIC OF	428	0	-100.00	4,252	0	-100.00
GAMBIA	251	0	-100.00	235	0	-100.00
EAST TIMOR	264,859	219,072	-17.29	283,515	171,650	-39.46
UNITED STATES	0	51,865	-	0	57,497	-
GUATEMALA	135	0	-100.00	188	0	-100.00
NETHERLANDS	0	232	-	0	230	-
-LOGAM TIDAK MULIA LAIN	15,394,749	126,029,221	718.65	52,767,849	76,805,199	45.55
JAPAN	1,927,470	3,307,635	71.61	8,681,801	8,439,348	-2.79
HONG KONG	268,900	385,367	43.31	952,517	1,235,276	29.69
KOREA, REPUBLIC OF	67,248	247,857	268.57	176,902	622,800	252.06
TAIWAN	58,900	68,482	16.27	200,811	150,339	-25.13
CHINA	459,934	39,246,650	8,433.10	596,977	3,073,780	414.89
MONGOLIA	0	20,000	-	0	25,820	-
MACAU	2	0	-100.00	2	0	-100.00
PAPUA NEW GUINEA	315,509	529,279	67.75	1,175,385	1,421,402	20.93
THAILAND	805,643	1,485,502	84.39	5,046,705	10,346,045	105.01

TABEL 5. PERKEMBANGAN EKSPOR INDONESIA MENURUT KOMODITI DAN NEGARA TUJUAN

JENIS BARANG	BERAT BERSIH (KG)		PERUB	NILAI FOB (US \$)		PERUB
	JAN-APR 2009	JAN-APR 2010	%	JAN-APR 2009	JAN-APR 2010	%
(1)	(2)	(3)	(4)	(5)	(6)	(7)
SINGAPORE	4,284,409	3,078,262	-28.15	8,563,825	7,040,915	-17.78
PHILIPPINES	905,082	510,846	-43.56	2,115,870	1,531,740	-27.61
MALAYSIA	1,097,734	70,143,955	6,289.89	3,563,168	13,858,115	288.93
MYANMAR (FORM. BURMA)	0	196	-	0	2,149	-
CAMBODIA	7,442	447	-93.99	18,769	1,871	-90.03
BRUNEI DARUSSALAM	37,870	25,861	-31.71	180,206	74,334	-58.75
LAO PEOPLE'S DEMOCRATIC REPUBLIC	3,694	18	-99.51	6,731	2,944	-56.26
VIET NAM	617,916	1,138,286	84.21	3,916,164	6,783,672	73.22
MALDIVES	12,775	11,023	-13.71	31,144	21,516	-30.91
INDIA	179,109	293,892	64.09	421,051	1,583,799	276.15
PAKISTAN	63,463	82,054	29.29	228,913	512,927	124.07
BANGLADESH	9,044	19,391	114.41	7,811	184,894	2,267.10
SRI LANKA	71,844	24,063	-66.51	104,998	52,369	-50.12
AFGHANISTAN	210	0	-100.00	688	0	-100.00
IRAQ	0	28	-	0	3,500	-
IRAN (ISLAMIC REPUBLIC OF)	23,401	67,082	186.66	65,904	138,574	110.27
SAUDI ARABIA	68,484	156,094	127.93	94,822	274,184	189.16
ISRAEL	283	4,981	1,660.07	183	4,162	2,174.32
KUWAIT	6,480	25,323	290.79	14,223	52,242	267.31
JORDAN	27,811	10,574	-61.98	55,104	16,704	-69.69
LEBANON	34,622	17,725	-48.80	188,637	39,457	-79.08
YEMEN	0	2,002	-	0	4,050	-
OMAN	24,385	65,064	166.82	39,549	73,044	84.69
SYRIA ARAB REPUBLIC	17,823	101,378	468.80	26,242	124,054	372.73
TURKEY	368	10,509	2,755.71	43,232	71,382	65.11
UNITED ARAB EMIRATES	417,480	546,853	30.99	992,116	729,613	-26.46
QATAR	23,282	27,601	18.55	81,709	49,273	-39.70
BAHRAIN	60,003	16,439	-72.60	85,358	9,873	-88.43
CYPRUS	13,022	13,089	0.51	34,717	41,829	20.49
EGYPT	481	1,326	175.68	35,849	146,459	308.54
LIBYAN ARAB JAMAHIRIYA	69,945	42,659	-39.01	85,265	49,252	-42.24
MOROCCO	24	6,038	25,058.33	461	39,482	8,464.43
SUDAN	1	0	-100.00	60	0	-100.00
ETHIOPIA	0	9,307	-	0	1,940	-
TANZANIA, UNITED REPUBLIC OF	13,471	583	-95.67	39,480	4,998	-87.34
MADAGASCAR	915	21,255	2,222.95	181	24,849	13,628.73
KENYA	72,251	32,169	-55.48	401,691	82,219	-79.53
REUNION	2,973	8,978	201.98	5,443	10,372	90.56
MOZAMBIQUE	8,402	0	-100.00	78,124	0	-100.00
BOTSWANA	6	0	-100.00	23	0	-100.00
TOGO	0	49	-	0	50	-
GHANA	198	0	-100.00	68,398	0	-100.00
LIBERIA	3,425	628	-81.66	107,718	10,532	-90.22
GUINEA	81	0	-100.00	76	0	-100.00
ANGOLA	1,148	7,370	541.99	8,967	9,863	9.99
CONGO	0	64	-	0	84	-
CAMEROON	0	38	-	0	111	-
NIGERIA	93,516	1,253	-98.66	137,709	1,883	-98.63
COTE D'IVOIRE	0	678	-	0	2,519	-
SENEGAL	0	509	-	0	5,133	-
GAMBIA	12,415	635	-94.89	34,779	94	-99.73
SEYCHELLES	4	281	6,925.00	11	4,382	39,736.36
SOUTH AFRICA	98,048	95,943	-2.15	535,303	671,553	25.45
COMOROS	0	1,383	-	0	3,473	-
MAURITIUS	2,267	1,644	-27.48	12,371	3,269	-73.58
AUSTRALIA	336,717	441,279	31.05	2,505,131	2,936,909	17.24
NEW ZEALAND	24,985	46,066	84.37	110,456	203,302	84.06
GUAM	5,800	7,131	22.95	10,614	11,891	12.03
PALAU	7	109	1,457.14	138	308	123.19
NEW CALEDONIA	40,377	54,101	33.99	127,304	156,292	22.77
VANUATU	5,308	766	-85.57	8,984	1,180	-86.87
COOK ISLANDS	66	0	-100.00	98	0	-100.00
FIJI	7,670	4,231	-44.84	35,291	16,845	-52.27
SAMOA	875	0	-100.00	3,724	0	-100.00
EAST TIMOR	422,255	388,208	-8.06	354,127	453,007	27.92
UNITED STATES	279,032	702,009	151.59	2,751,463	5,967,141	116.87
CANADA	54,202	49,432	-8.80	281,005	349,328	24.31
MEXICO	474	8,585	1,711.18	14,414	35,545	146.60
GUATEMALA	227	0	-100.00	313	0	-100.00
HONDURAS	96	0	-100.00	336	0	-100.00
PANAMA	40,827	64,973	59.14	195,438	299,240	53.11
SURINAME	1	274	27,300.00	334	811	142.81
CHILE	2,901	25,574	781.56	42,072	167,638	298.46
VENEZUELA	905	1,310	44.75	4,346	4,150	-4.51
ARGENTINA	22,791	20,504	-10.03	582,049	291,376	-49.94
BRAZIL	36,633	20,023	-45.34	536,867	284,167	-47.07
COLOMBIA	827	1,675	102.54	13,504	16,330	20.93
URUGUAY	114	1,560	1,268.42	253	883	249.01

TABEL 5. PERKEMBANGAN EKSPOR INDONESIA MENURUT KOMODITI DAN NEGARA TUJUAN

JENIS BARANG	BERAT BERSIH (KG)		PERUB %	NILAI FOB (US \$)		PERUB %
	JAN-APR 2009	JAN-APR 2010		JAN-APR 2009	JAN-APR 2010	
(1)	(2)	(3)	(4)	(5)	(6)	(7)
ECUADOR	313	444	41.85	4,980	8,519	71.06
PERU	285	0	-100.00	335	0	-100.00
TRINIDAD AND TOBAGO	17,936	12,547	-30.05	41,733	30,115	-27.84
BAHAMAS	0	291	-	0	227	-
JAMAICA	81	14,197	17,427.16	1,981	30,844	1,456.99
PUERTO RICO	173	215	24.28	521	3,262	526.10
DOMINICAN REPUBLIC	0	376	-	0	1,431	-
COSTA RICA	640	75	-88.28	515	122	-76.31
BARBADOS	9,130	57	-99.38	20,170	5,170	-74.37
ANGUILLA	359	0	-100.00	1,278	0	-100.00
ARUBA	750	0	-100.00	657	0	-100.00
BERMUDA	646	77	-88.08	4,285	58	-98.65
FRENCH GUIANA	894	949	6.15	1,003	944	-5.88
FRENCH POLYNESIA	4,897	6,332	29.30	15,134	12,478	-17.55
GRENADA	0	6,784	-	0	13,064	-
MARTINIQUE	972	0	-100.00	1,454	0	-100.00
NETHERLANDS ANTILLES	111	7,778	6,907.21	448	6,345	1,316.29
UNITED KINGDOM	33,934	86,823	155.86	353,333	546,536	54.68
NETHERLANDS	88,873	90,260	1.56	809,940	495,814	-38.78
FRANCE	151,979	92,913	-38.86	313,655	190,347	-39.31
GERMANY, FED. REP. OF	896,372	1,440,144	60.66	2,373,253	3,311,920	39.55
AUSTRIA	2,082	1,529	-26.56	6,091	7,025	15.33
BELGIUM	49,404	44,984	-8.95	83,725	57,852	-30.90
SWITZERLAND	12,187	10,796	-11.41	209,741	145,442	-30.66
LUXEMBOURG	60	0	-100.00	216	0	-100.00
DENMARK	38,178	69,215	81.30	59,777	90,274	51.02
NORWAY	584	2,354	303.08	7,896	11,738	48.66
SWEDEN	50,650	30,461	-39.86	470,571	58,719	-87.52
FINLAND	2,625	213	-91.89	52,650	746	-98.58
IRELAND	7,055	5,133	-27.24	11,307	10,735	-5.06
ITALY	277,100	143,236	-48.31	568,620	350,785	-38.31
SPAIN	121,889	150,894	23.80	319,836	429,301	34.23
PORTUGAL	2,067	9,152	342.77	3,556	16,131	353.63
GREECE	5,654	5,998	6.08	24,381	24,930	2.25
HUNGARY	989	229	-76.85	4,050	567	-86.00
POLAND	1,042	9,951	854.99	8,179	15,975	95.32
ROMANIA	52	0	-100.00	1,015	0	-100.00
BULGARIA	5,885	1,523	-74.12	23,060	2,792	-87.89
YUGOSLAVIA	265	0	-100.00	512	0	-100.00
ALBANIA	500	0	-100.00	477	0	-100.00
AZERBAIJAN	0	2	-	0	194	-
UKRAINE	4,455	0	-100.00	51,978	0	-100.00
LITHUANIA	115	0	-100.00	1,925	0	-100.00
ESTONIA	16,345	22,522	37.79	31,087	45,078	45.01
CROATIA	7,495	414	-94.48	24,495	1,367	-94.42
MALTA	1,441	4,642	222.14	1,832	6,447	251.91
SLOVAKIA	92	0	-100.00	2,290	0	-100.00
SLOVENIA	2,660	250	-90.60	5,424	1,129	-79.19
CZECH REPUBLIC	1,098	602	-45.17	1,567	1,858	18.57
RUSSIA FEDERATION	132	451	241.67	4,512	2,062	-54.30
-PAKAIAN JADI	117,445,305	134,507,948	14.53	1,813,741,431	1,992,635,837	9.86
JAPAN	3,526,535	4,018,591	13.95	50,694,321	59,287,755	16.95
HONG KONG	265,933	285,027	7.18	4,774,139	6,937,817	45.32
KOREA, REPUBLIC OF	991,105	1,599,335	61.37	11,396,267	19,235,915	68.79
TAIWAN	79,714	149,986	88.16	1,404,263	2,650,690	88.76
CHINA	232,225	433,898	86.84	5,032,500	7,034,198	39.78
MONGOLIA	39	13	-66.67	1,831	507	-72.31
MACAU	114	1,712	1,401.75	1,428	17,199	1,104.41
PAPUA NEW GUINEA	82,378	140,075	70.04	339,542	352,319	3.76
THAILAND	373,639	383,942	2.76	3,692,293	4,445,876	20.41
SINGAPORE	1,339,531	1,169,706	-12.68	14,700,954	14,502,411	-1.35
PHILIPPINES	261,797	214,231	-18.17	2,374,308	1,872,384	-21.14
MALAYSIA	3,591,445	3,131,899	-12.80	28,161,819	24,431,242	-13.25
MYANMAR (FORM. BURMA)	3,169	7,666	141.91	33,979	30,884	-9.11
CAMBODIA	40	60,540	151,250.00	3,208	113,468	3,437.03
BRUNEI DARUSSALAM	43,197	106,771	147.17	374,223	700,088	87.08
LAO PEOPLE'S DEMOCRATIC REPUBLIC	9,329	8,984	-3.70	35,155	36,523	3.89
NEPAL	48,900	26,450	-45.91	377,176	318,007	-15.69
VIET NAM	168,702	36,285	-78.49	1,446,109	721,747	-50.09
MALDIVES	20,372	11,888	-41.65	57,467	164,749	186.68
INDIA	86,929	130,097	49.66	883,723	869,295	-1.63
PAKISTAN	350,963	133,015	-62.10	2,965,616	927,489	-68.73
BANGLADESH	24,858	6,435	-74.11	173,043	22,004	-87.28
SRI LANKA	557,060	463,922	-16.72	3,120,277	2,292,122	-26.54
AFGHANISTAN	0	10,813	-	0	166,782	-
IRAQ	10,155	9,772	-3.77	43,000	558,600	1,199.07
IRAN (ISLAMIC REPUBLIC OF)	112,383	160,014	42.38	525,798	1,002,126	90.59

TABEL 5. PERKEMBANGAN EKSPOR INDONESIA MENURUT KOMODITI DAN NEGARA TUJUAN

JENIS BARANG	BERAT BERSIH (KG)		PERUB	NILAI FOB (US \$)		PERUB
	JAN-APR 2009	JAN-APR 2010	%	JAN-APR 2009	JAN-APR 2010	%
	(1)	(2)	(3)	(4)	(5)	(6)
SAUDI ARABIA	2,437,895	2,032,940	-16.61	22,525,401	20,423,976	-9.33
ISRAEL	27,765	32,370	16.59	496,651	465,499	-6.27
KUWAIT	268,007	163,892	-38.85	2,243,411	1,984,615	-11.54
JORDAN	24,598	12,836	-47.82	157,500	65,820	-58.21
LEBANON	8,299	6,461	-22.15	172,379	205,029	18.94
YEMEN	175,229	125,438	-28.41	1,318,530	1,051,029	-20.29
OMAN	1,746	7,208	312.83	20,423	70,179	243.63
SYRIA ARAB REPUBLIC	22,644	0	-100.00	287,400	0	-100.00
TURKEY	75,055	219,238	192.10	1,690,320	5,684,935	236.32
UNITED ARAB EMIRATES	3,564,696	4,060,541	13.91	43,235,049	42,038,129	-2.77
QATAR	907	7,400	715.88	21,473	125,651	485.16
BAHRAIN	25,791	29,069	12.71	166,940	132,212	-20.80
CYPRUS	10,321	445	-95.69	160,266	5,889	-96.33
EGYPT	502,056	763,116	52.00	6,789,256	9,639,212	41.98
LIBYAN ARAB JAMAHIRIYA	232,975	53,574	-77.00	1,077,873	425,699	-60.51
MOROCCO	1,860	2,582	38.82	51,167	66,303	29.58
TUNISIA	7,223	0	-100.00	35,244	0	-100.00
ALGERIA	92,390	57,000	-38.31	716,252	115,405	-83.89
SUDAN	973,580	1,117,672	14.80	8,629,501	9,808,723	13.67
NAMIBIA	77	1,847	2,298.70	214	15,860	7,311.21
ETHIOPIA	28,648	71,535	149.70	252,480	701,348	177.78
TANZANIA, UNITED REPUBLIC OF	533,098	441,636	-17.16	277,148	225,972	-18.47
MADAGASCAR	20,897	31,302	49.79	16,967	22,991	35.50
SOMALIA	25,326	1,561	-93.84	86,159	14,034	-83.71
KENYA	240,307	81,952	-65.90	621,371	335,121	-46.07
REUNION	22,918	7,501	-67.27	71,697	106,585	48.66
MOZAMBIQUE	110,371	54,595	-50.54	89,184	84,334	-5.44
BOTSWANA	0	3	-	0	1	-
TOGO	3,011,487	1,118,124	-62.87	6,696,415	2,706,146	-59.59
GHANA	9,998	201,654	1,916.94	62,728	379,183	504.49
LIBERIA	46,623	50,435	8.18	246,480	55,111	-77.64
GUINEA	610,666	463,022	-24.18	1,439,324	2,562,723	78.05
ANGOLA	416,278	176,656	-57.56	24,646	16,423	-33.36
CONGO	145,717	190,030	30.41	247,402	190,997	-22.80
CAMEROON	182,243	72,392	-60.28	274,237	101,331	-63.05
NIGERIA	26,984	889,030	3,194.66	52,979	4,096,959	7,633.18
SIERRA LEONE	42	0	-100.00	126	0	-100.00
GABON	24,100	23,080	-4.23	13,064	10,280	-21.31
COTE D'IVOIRE	205,991	135,702	-34.12	183,791	117,342	-36.15
SENEGAL	650,092	305,752	-52.97	559,850	244,552	-56.32
MAURITANIA	15,068	6,371	-57.72	151,090	21,000	-86.10
MALI	0	19,358	-	0	28,000	-
BENIN	437,513	966,397	120.88	1,369,893	3,246,347	136.98
BURKINA FASO	0	8,640	-	0	92,800	-
GAMBIA	127,819	60,904	-52.35	513,414	652,792	27.15
U.S. VIRGIN ISLANDS	0	145	-	0	3,958	-
SEYCHELLES	4,701	5,031	7.02	23,274	24,318	4.49
UGANDA	63,703	110,466	73.41	221,588	241,539	9.00
CENTRAL AFRICAN REPUBLIC	0	1,416	-	0	23,509	-
NIGER	45,108	14,501	-67.85	262,800	93,349	-64.48
DJIBOUTI	16,399	16	-99.90	33,615	79	-99.76
SAO TOME AND PRINCIPE	1,776	3,788	113.29	630	1,185	88.10
SWAZILAND	0	2,849	-	0	5,716	-
SOUTH AFRICA	594,835	397,296	-33.21	6,085,836	4,513,118	-25.84
MALAWI	14,868	12,362	-16.85	14,850	6,412	-56.82
COMOROS	0	520	-	0	1,446	-
MAURITIUS	48,098	78,857	63.95	322,359	469,329	45.59
VIRGIN ISLANDS (BRITISH)	835	0	-100.00	2,934	0	-100.00
AUSTRALIA	713,557	810,460	13.58	13,308,606	16,109,485	21.05
NEW ZEALAND	56,728	61,644	8.67	1,258,130	980,733	-22.05
GUAM	3,027	3,821	26.23	8,314	22,687	172.88
PALAU	322	0	-100.00	6,371	0	-100.00
NAURU	0	359	-	0	6,936	-
NEW CALEDONIA	17,935	24,918	38.94	167,112	283,988	69.94
NIUE	0	94	-	0	3,566	-
SAINT VINCENT AND THE GRENADINES	0	12	-	0	64	-
VANUATU	9,354	12,487	33.49	8,081	54,631	576.04
WALLIS AND FUTUNA ISLANDS	762	4,070	434.12	1,142	5,280	362.35
AMERICAN SAMOA	0	12	-	0	454	-
COOK ISLANDS	0	2,129	-	0	36,836	-
FIJI	17,730	28,891	62.95	117,532	295,228	151.19
KIRIBATI	0	1,321	-	0	23,661	-
TONGA	84	3,929	4,577.38	2,826	43,212	1,429.09
CHRISTMAS ISLANDS	0	31	-	0	1,561	-
UNITED STATES MINOR OUTLYING ISLANDS	5,636	0	-100.00	37,688	0	-100.00
EAST TIMOR	74,843	244,179	226.25	98,760	273,412	176.84
UNITED STATES	63,412,507	80,295,166	26.62	1,054,370,278	1,248,095,129	18.37
CANADA	1,876,591	2,146,448	14.38	41,153,036	38,166,103	-7.26

TABEL 5. PERKEMBANGAN EKSPOR INDONESIA MENURUT KOMODITI DAN NEGARA TUJUAN

JENIS BARANG	BERAT BERSIH (KG)		PERUB	NILAI FOB (US \$)		PERUB
	JAN-APR 2009	JAN-APR 2010	%	JAN-APR 2009	JAN-APR 2010	%
	(1)	(2)	(3)	(4)	(5)	(6)
MEXICO	668,729	818,950	22.46	12,472,594	12,885,798	3.31
GUATEMALA	1,607	0	-100.00	20,314	0	-100.00
HONDURAS	614	80	-86.97	43,802	1,124	-97.43
NICARAGUA	0	12	-	0	28	-
PANAMA	448,075	217,015	-51.57	5,636,456	3,563,775	-36.77
SURINAME	9,205	52,446	469.76	40,037	165,136	312.46
CHILE	148,175	168,072	13.43	2,285,095	2,603,236	13.92
VENEZUELA	19,190	56,483	194.34	188,832	259,966	37.67
ARGENTINA	120,773	108,170	-10.44	2,878,205	2,075,969	-27.87
BRAZIL	353,712	449,828	27.17	4,104,629	3,578,303	-12.82
COLOMBIA	6,902	12,656	83.37	128,829	104,855	-18.61
BOLIVIA	206	80	-61.17	8,155	3,697	-54.67
URUGUAY	10,540	8,551	-18.87	250,184	180,168	-27.99
PARAGUAY	4,401	1,425	-67.62	109,445	34,237	-68.72
ECUADOR	5,195	5,908	13.72	98,168	127,423	29.80
PERU	4,999	8,468	69.39	126,113	228,911	81.51
GUYANA	0	2,139	-	0	6,056	-
TRINIDAD AND TOBAGO	0	127	-	0	567	-
BAHAMAS	0	1,345	-	0	5,471	-
JAMAICA	354	1,674	372.88	5,771	7,079	22.67
PUERTO RICO	104,672	93,514	-10.66	1,070,269	929,343	-13.17
BELIZE	5,722	927	-83.80	33,354	645	-98.07
DOMINICAN REPUBLIC	2,508	399	-84.09	16,572	7,055	-57.43
EL SALVADOR	92	0	-100.00	1,108	0	-100.00
COSTA RICA	7,404	9,961	34.54	73,237	114,019	55.68
HAITI	40	0	-100.00	78	0	-100.00
BARBADOS	369	219	-40.65	12,100	5,038	-58.36
ANTIGUA AND BARBUDA	17	147	764.71	628	3,173	405.25
ARUBA	3,058	0	-100.00	22,256	0	-100.00
BERMUDA	3,439	1,887	-45.13	11,870	15,734	32.55
FRENCH GUIANA	0	25	-	0	17	-
FRENCH POLYNESIA	6,826	22,821	234.32	60,330	229,031	279.63
MARTINIQUE	909	8,031	783.50	14,000	45,574	225.53
NETHERLANDS ANTILLES	116,204	8,213	-92.93	1,000,672	202,407	-79.77
SAINT LUCIA	1,545	23	-98.51	8,964	840	-90.63
SAN MARINO	0	4,963	-	0	113,820	-
GUADELOUPE	436	4,332	893.58	2,217	35,830	1,516.15
SAINT KITTS AND NEVIS	913	10,013	996.71	20,235	27,770	37.24
UNITED KINGDOM	5,210,713	5,138,825	-1.38	102,389,721	97,883,123	-4.40
NETHERLANDS	2,044,809	2,404,830	17.61	40,265,505	37,853,052	-5.99
FRANCE	1,582,489	1,702,522	7.59	29,265,884	29,138,209	-0.44
GERMANY, FED. REP. OF	6,593,407	6,081,546	-7.76	139,819,511	128,533,244	-8.07
AUSTRIA	44,799	48,296	7.81	1,991,195	1,671,274	-16.07
BELGIUM	1,596,372	1,302,384	-18.42	38,424,194	30,209,234	-21.38
SWITZERLAND	156,353	293,006	87.40	3,408,200	3,771,488	10.66
GIBRALTAR	21	0	-100.00	321	0	-100.00
MONACO	0	590	-	0	11,693	-
DENMARK	59,893	77,181	28.86	1,103,163	1,354,286	22.76
NORWAY	65,840	468,076	610.93	1,575,266	1,317,320	-16.37
SWEDEN	195,327	389,344	99.33	3,381,520	2,933,261	-13.26
FINLAND	18,106	18,281	0.97	224,666	354,535	57.81
IRELAND	182,329	336,407	84.51	3,288,583	4,937,671	50.15
ITALY	955,514	1,136,107	18.90	25,368,719	24,554,602	-3.21
SPAIN	1,365,044	1,228,609	-9.99	22,448,139	19,408,258	-13.54
PORTUGAL	34,479	27,526	-20.17	342,500	294,088	-14.13
ICELAND	0	77	-	0	5,290	-
GREECE	50,048	56,346	12.58	1,129,050	836,188	-25.94
ANDORRA	0	9,675	-	0	223,520	-
DEMOCRATIC REPUBLIC OF THE CONGO	69,137	11,999	-82.64	188,666	3,427	-98.18
HUNGARY	10,566	11,247	6.45	216,255	158,404	-26.75
POLAND	52,948	96,748	82.72	1,006,646	1,454,878	44.53
ROMANIA	19,678	7,288	-62.96	315,973	102,397	-67.59
BULGARIA	3,483	550	-84.21	106,421	9,235	-91.32
YUGOSLAVIA	3,962	1,386	-65.02	82,625	28,909	-65.01
ALBANIA	3	0	-100.00	62	0	-100.00
BELARUS	0	108	-	0	5,184	-
KAZAKHSTAN	5,087	6,723	32.16	130,871	185,165	41.49
UKRAINE	144,629	203,197	40.50	2,706,080	3,439,117	27.09
LITHUANIA	72	0	-100.00	216	0	-100.00
LATVIA	0	4	-	0	10	-
ESTONIA	1,921	19,697	925.35	30,118	216,829	619.93
CROATIA	16,618	7,204	-56.65	129,562	76,860	-40.68
BOSNIA AND HERZEGOVINA	0	35	-	0	1,325	-
MALTA	9,344	6,282	-32.77	83,724	64,760	-22.65
SLOVAKIA	38,271	659	-98.28	296,768	9,398	-96.83
SLOVENIA	9,414	8,897	-5.49	258,972	236,351	-8.73
CZECH REPUBLIC	22,862	16,276	-28.81	797,654	521,481	-34.62
REP. OF MACEDONIA	0	37	-	0	4,186	-

TABEL 5. PERKEMBANGAN EKSPOR INDONESIA MENURUT KOMODITI DAN NEGARA TUJUAN

JENIS BARANG	BERAT BERSIH (KG)		PERUB	NILAI FOB (US \$)		PERUB
	JAN-APR 2009	JAN-APR 2010	%	JAN-APR 2009	JAN-APR 2010	%
(1)	(2)	(3)	(4)	(5)	(6)	(7)
RUSSIA FEDERATION	319,725	271,533	-15.07	9,056,266	6,449,832	-28.78
-KAIN TENUN	67,928,666	79,745,553	17.40	369,936,263	434,853,544	17.55
JAPAN	9,789,392	10,631,873	8.61	40,222,593	45,516,779	13.16
HONG KONG	1,066,661	685,841	-35.70	7,186,402	5,636,793	-21.56
KOREA, REPUBLIC OF	1,756,282	2,711,024	54.36	6,340,936	8,117,028	28.01
TAIWAN	2,269,997	2,112,605	-6.93	9,696,645	8,548,884	-11.84
CHINA	1,446,976	2,130,108	47.21	9,486,863	13,526,401	42.58
MACAU	41,985	58,867	40.21	233,474	313,876	34.44
PAPUA NEW GUINEA	167,120	100,528	-39.85	1,033,614	621,791	-39.84
THAILAND	2,048,038	3,201,163	56.30	17,425,032	17,826,359	2.30
SINGAPORE	912,611	1,207,137	32.27	6,958,004	9,708,551	39.53
PHILIPPINES	1,066,522	1,371,599	28.60	4,523,899	5,461,173	20.72
MALAYSIA	5,002,215	6,585,986	31.66	22,490,610	25,377,413	12.84
MYANMAR (FORM. BURMA)	287,890	222,514	-22.71	2,196,399	1,680,094	-23.51
CAMBODIA	299,867	276,045	-7.94	1,802,012	1,385,473	-23.12
BRUNEI DARUSSALAM	18,727	54,447	190.74	134,120	426,981	218.36
LAO PEOPLE'S DEMOCRATIC REPUBLIC	62,219	53,989	-13.23	272,178	236,331	-13.17
NEPAL	10,765	10,216	-5.10	41,115	12,029	-70.74
VIET NAM	2,180,260	2,142,830	-1.72	10,493,639	12,279,963	17.02
MALDIVES	10,134	12,414	22.50	45,042	59,194	31.42
INDIA	330,083	496,101	50.30	2,138,861	6,757,835	215.95
PAKISTAN	158,875	230,319	44.97	971,359	771,004	-20.63
BANGLADESH	2,098,247	1,951,900	-6.97	9,521,135	8,934,047	-6.17
SRI LANKA	1,253,694	1,397,932	11.51	8,431,365	13,100,785	55.38
AFGHANISTAN	110,731	41,538	-62.49	957,949	234,668	-75.50
IRAQ	2,907	10,208	251.15	14,915	44,439	197.95
IRAN (ISLAMIC REPUBLIC OF)	345,149	207,295	-39.94	2,703,300	783,239	-71.03
SAUDI ARABIA	3,881,388	3,577,775	-7.82	27,355,840	24,247,940	-11.36
ISRAEL	18,113	1,462	-91.93	69,319	40,859	-41.06
KUWAIT	301,882	351,065	16.29	2,357,097	2,738,081	16.16
JORDAN	297,856	314,210	5.49	1,896,572	2,211,570	16.61
LEBANON	112,214	73,944	-34.10	598,740	558,975	-6.64
YEMEN	275,423	204,818	-25.64	1,495,692	1,076,312	-28.04
OMAN	107,067	108,802	1.62	771,105	659,531	-14.47
SYRIA ARAB REPUBLIC	616,638	568,908	-7.74	4,053,256	3,374,053	-16.76
TURKEY	6,328,568	9,701,887	53.30	29,791,252	51,548,352	73.03
UNITED ARAB EMIRATES	5,904,728	6,238,037	5.64	47,780,701	58,938,497	23.35
QATAR	30,889	10,642	-65.55	247,182	75,258	-69.55
BAHRAIN	27,679	30,635	10.68	213,358	254,714	19.38
CYPRUS	30,725	3,699	-87.96	214,717	34,386	-83.99
EGYPT	531,207	707,521	33.19	3,147,656	4,591,772	45.88
LIBYAN ARAB JAMAHIRIYA	114,198	172,644	51.18	675,439	1,145,279	69.56
MOROCCO	261,761	132,671	-49.32	1,376,077	827,636	-39.86
TUNISIA	9,710	15,493	59.56	30,877	64,734	109.65
ALGERIA	10,564	11,141	5.46	9,521	93,123	878.08
SUDAN	170,418	117,439	-31.09	1,018,567	711,698	-30.13
LESOTHO	311,225	90,525	-70.91	967,294	324,564	-66.45
ETHIOPIA	6,653	76,696	1,052.80	41,372	358,397	766.28
TANZANIA, UNITED REPUBLIC OF	1,522	0	-100.00	1,968	0	-100.00
MADAGASCAR	2,214	2,321	4.83	8,128	19,834	144.02
SOMALIA	0	7,517	-	0	61,250	-
KENYA	207,340	254,830	22.90	1,078,429	1,570,379	45.62
REUNION	1,396	641	-54.08	5,265	6,971	32.40
MOZAMBIQUE	9,999	0	-100.00	57,865	0	-100.00
TOGO	39,598	131,365	231.75	356,400	783,632	119.87
GHANA	83,254	70,942	-14.79	497,054	345,281	-30.53
GUINEA	0	6,876	-	0	22,496	-
CONGO	0	800	-	0	939	-
NIGERIA	6,773	28,133	315.37	78,762	48,584	-38.32
GABON	1,086	0	-100.00	550	0	-100.00
CÔTE D'IVOIRE	36,517	44,876	22.89	114,449	175,585	53.42
SENEGAL	5,342	5,560	4.08	5,175	4,695	-9.28
BENIN	17,146	8,061	-52.99	118,605	54,570	-53.99
BURKINA FASO	32,306	0	-100.00	83,109	0	-100.00
GUINEA BISSAU	0	21	-	0	109	-
SEYCHELLES	45	0	-100.00	410	0	-100.00
UGANDA	13,545	8,727	-35.57	101,650	72,992	-28.19
CENTRAL AFRICAN REPUBLIC	0	12,415	-	0	40,068	-
DJIBOUTI	10,381	0	-100.00	55,899	0	-100.00
SAO TOME AND PRINCIPE	1,057	0	-100.00	375	0	-100.00
SWAZILAND	0	1,169	-	0	1,510	-
SOUTH AFRICA	760,311	597,877	-21.36	3,756,289	4,885,094	30.05
ZIMBABWE	0	114,537	-	0	1,030,909	-
MAURITIUS	114,652	165,392	44.26	691,707	1,412,623	104.22
AUSTRALIA	899,207	1,282,622	42.64	2,994,959	4,424,947	47.75
NEW ZEALAND	111,505	93,066	-16.54	716,959	605,776	-15.51
GUAM	205	18	-91.22	389	84	-78.41

TABEL 5. PERKEMBANGAN EKSPOR INDONESIA MENURUT KOMODITI DAN NEGARA TUJUAN

JENIS BARANG	BERAT BERSIH (KG)		PERUB	NILAI FOB (US \$)		PERUB
	JAN-APR 2009	JAN-APR 2010	%	JAN-APR 2009	JAN-APR 2010	%
	(1)	(2)	(3)	(4)	(5)	(6)
PALAU	3,295	1,982	-39.85	6,775	5,593	-17.45
NEW CALEDONIA	108	85	-21.30	165	877	431.52
AMERICAN SAMOA	5,774	1,939	-66.42	38,740	17,760	-54.16
FIJI	48,197	64,782	34.41	283,943	404,817	42.57
EAST TIMOR	2,191	12,723	480.69	3,896	10,299	164.35
UNITED STATES	1,740,186	2,720,661	56.34	12,770,789	16,445,200	28.77
CANADA	251,339	265,628	5.69	1,669,833	1,736,549	4.00
MEXICO	630,453	785,181	24.54	3,210,227	4,066,221	26.66
GUATEMALA	40,359	23,769	-41.11	350,559	207,929	-40.69
HONDURAS	28,897	20,159	-30.24	200,429	131,207	-34.54
NICARAGUA	15,918	0	-100.00	63,404	0	-100.00
PANAMA	138,353	96,327	-30.38	1,004,836	572,408	-43.03
SURINAME	4,777	3,485	-27.05	21,071	14,114	-33.02
CHILE	135,036	129,187	-4.33	439,750	530,804	20.71
VENEZUELA	34,345	22,731	-33.82	230,981	124,405	-46.14
ARGENTINA	15,869	65,063	310.00	87,811	327,991	273.52
BRAZIL	702,546	378,503	-46.12	3,817,959	2,342,059	-38.66
COLOMBIA	190,816	124,397	-34.81	1,074,280	662,415	-38.34
URUGUAY	37,108	13,288	-64.19	128,079	56,262	-56.07
ECUADOR	32,992	47,058	42.63	229,020	295,605	29.07
PERU	36,985	168,202	354.78	243,156	1,049,357	331.56
JAMAICA	9,278	0	-100.00	53,238	0	-100.00
PUERTO RICO	50	0	-100.00	498	0	-100.00
DOMINICAN REPUBLIC	49,264	29,467	-40.19	294,807	162,238	-44.97
EL SALVADOR	10,900	15,645	43.53	38,251	72,489	89.51
COSTA RICA	0	7	-	0	62	-
HAITI	45,118	0	-100.00	51,896	0	-100.00
ANGUILLA	0	1,105	-	0	3,500	-
FRENCH GUIANA	957	0	-100.00	3,196	0	-100.00
FRENCH POLYNESIA	1,144	1,470	28.50	19,689	40,330	104.84
MARTINIQUE	0	595	-	0	630	-
NETHERLANDS ANTILLES	1,825	75	-95.89	11,533	492	-95.73
SAINT LUCIA	10	0	-100.00	62	0	-100.00
GUADELOUPE	9	0	-100.00	15	0	-100.00
UNITED KINGDOM	711,105	765,163	7.60	3,901,292	4,308,253	10.43
NETHERLANDS	1,145,344	1,117,113	-2.46	5,001,124	4,726,659	-5.49
FRANCE	309,334	299,013	-3.34	2,611,538	2,120,694	-18.80
GERMANY, FED. REP. OF	798,854	1,257,752	57.44	4,012,436	5,686,947	41.73
AUSTRIA	1,068	171	-83.99	23,187	1,275	-94.50
BELGIUM	1,657,754	1,548,245	-6.61	5,984,047	5,650,398	-5.58
SWITZERLAND	2,143	2,391	11.57	28,899	6,827	-76.38
DENMARK	56,265	60,769	8.00	348,356	514,063	47.57
NORWAY	0	50	-	0	482	-
SWEDEN	8,939	13,287	48.64	63,366	87,218	37.64
FINLAND	171,598	129,016	-24.81	1,170,830	749,330	-36.00
ITALY	1,570,023	4,091,973	160.63	5,828,392	14,279,830	145.00
SPAIN	924,570	982,276	6.24	4,633,943	3,786,942	-18.28
PORTUGAL	80,945	168,204	107.80	266,284	675,762	153.77
GREECE	127,196	188,178	47.94	737,956	913,335	23.77
DEMOCRATIC REPUBLIC OF THE CONGO	1,254	0	-100.00	720	0	-100.00
HUNGARY	149,619	99,248	-33.67	1,021,696	616,304	-39.68
POLAND	233,207	246,612	5.75	1,634,632	1,642,043	0.45
ROMANIA	43,117	10,821	-74.90	282,094	75,674	-73.17
BULGARIA	575,034	257,551	-55.21	2,424,284	1,179,674	-51.34
BELARUS	4,344	3,163	-27.19	38,015	32,292	-15.05
KAZAKHSTAN	179	0	-100.00	4,221	0	-100.00
KYRGYZSTAN	665	0	-100.00	6,227	0	-100.00
UKRAINE	55,339	90,346	63.26	454,035	738,174	62.58
UZBEKISTAN	29,188	0	-100.00	105,675	0	-100.00
LITHUANIA	44,263	23,596	-46.69	254,270	169,180	-33.46
ESTONIA	7,606	0	-100.00	24,895	0	-100.00
CROATIA	46,770	66,628	42.46	173,712	279,011	60.62
SLOVAKIA	4,449	0	-100.00	36,068	0	-100.00
SLOVENIA	470,319	40,693	-91.35	2,060,056	374,367	-81.83
CZECH REPUBLIC	16,748	7,166	-57.21	66,204	51,087	-22.83
RUSSIA FEDERATION	25,674	30,355	18.23	231,430	100,921	-56.39
-TEKSTIL LAINNYA	361,848,644	427,549,781	18.16	700,762,361	1,039,814,266	48.38
JAPAN	18,706,324	28,014,317	49.76	57,999,140	86,720,154	49.52
HONG KONG	4,339,639	6,760,540	55.79	13,902,271	22,854,459	64.39
KOREA, DEMOCRATIC PEOPLE'S REPUB	307,838	76,987	-74.99	634,246	256,742	-59.52
KOREA, REPUBLIC OF	33,815,399	45,036,164	33.18	73,260,363	122,873,077	67.72
TAIWAN	8,500,430	10,362,023	21.90	16,914,070	23,148,772	36.86
CHINA	21,497,443	34,775,929	61.77	40,332,069	66,011,364	63.67
MACAU	13,268	70	-99.47	192,139	1,012	-99.47
PAPUA NEW GUINEA	30,712	45,658	48.67	50,856	84,277	65.72
THAILAND	5,438,189	10,086,447	85.47	10,453,244	24,740,611	136.68
SINGAPORE	2,209,966	1,839,738	-16.75	7,019,573	8,401,527	19.69

TABEL 5. PERKEMBANGAN EKSPOR INDONESIA MENURUT KOMODITI DAN NEGARA TUJUAN

JENIS BARANG	BERAT BERSIH (KG)		PERUB	NILAI FOB (US \$)		PERUB
	JAN-APR 2009	JAN-APR 2010	%	JAN-APR 2009	JAN-APR 2010	%
	(1)	(2)	(3)	(4)	(5)	(6)
PHILIPPINES	5,414,542	5,631,414	4.01	10,614,359	12,989,263	22.37
MALAYSIA	7,146,510	6,633,959	-7.17	16,327,932	18,209,792	11.53
MYANMAR (FORM. BURMA)	24,404	3,258	-86.65	166,629	21,775	-86.93
CAMBODIA	264,884	246,767	-6.84	1,329,993	1,754,731	31.94
BRUNEI DARUSSALAM	42,972	82,044	90.92	145,578	226,145	55.34
LAO PEOPLE'S DEMOCRATIC REPUBLIC	78,610	110,781	40.92	303,738	452,757	49.06
NEPAL	45	45,456	100,913.33	45	110,605	245,688.89
VIET NAM	12,159,595	13,740,661	13.00	15,855,247	24,809,800	56.48
MALDIVES	41,991	6,006	-85.70	142,239	49,957	-64.88
INDIA	14,554,990	13,499,820	-7.25	27,048,109	36,162,223	33.70
PAKISTAN	10,163,422	6,746,287	-33.62	15,451,483	16,570,193	7.24
BANGLADESH	6,387,137	6,272,212	-1.80	13,686,434	19,786,611	44.57
SRI LANKA	3,629,222	4,074,362	12.27	9,292,048	11,835,854	27.38
AFGHANISTAN	50,429	73	-99.86	163,647	100	-99.94
IRAN (ISLAMIC REPUBLIC OF)	1,865,904	3,462,118	85.55	3,002,544	8,325,057	177.27
SAUDI ARABIA	874,484	1,318,248	50.75	3,024,250	4,993,853	65.13
ISRAEL	2,879,646	6,547,736	127.38	4,658,951	14,042,323	201.41
KUWAIT	50,458	29,138	-42.25	398,723	272,406	-31.68
JORDAN	165,327	103,194	-37.58	358,853	250,347	-30.24
LEBANON	115,808	131,024	13.14	222,347	406,894	83.00
YEMEN	276,534	259,200	-6.27	1,021,611	1,004,645	-1.66
OMAN	16,620	38,945	134.33	5,318	67,499	1,169.26
SYRIA ARAB REPUBLIC	3,345,202	965,447	-71.14	5,046,275	2,096,042	-58.46
TURKEY	34,152,706	36,274,885	6.21	51,560,249	84,934,681	64.73
UNITED ARAB EMIRATES	1,204,342	1,229,268	2.07	5,306,040	5,905,079	11.29
QATAR	23,902	5,244	-78.06	42,650	22,043	-48.32
BAHRAIN	3,713	21,382	475.87	33,550	61,553	83.47
CYPRUS	2,100	30	-98.57	13,118	404	-96.92
EGYPT	16,156,254	8,579,527	-46.90	24,526,759	16,645,932	-32.13
LIBYAN ARAB JAMAHIRIYA	609	97,857	15,968.47	894	167,630	18,650.56
MOROCCO	720,087	469,433	-34.81	1,064,487	1,341,425	26.02
TUNISIA	370,721	312,063	-15.82	704,984	860,339	22.04
ALGERIA	923,162	541,267	-41.37	2,247,258	1,223,054	-45.58
SUDAN	20,807	117,726	465.80	54,219	330,251	509.11
NAMIBIA	555	0	-100.00	384	0	-100.00
ETHIOPIA	499,595	616,993	23.50	1,118,017	1,869,714	67.23
TANZANIA, UNITED REPUBLIC OF	11,735	1,070	-90.88	14,452	4,545	-68.55
MADAGASCAR	158,193	33,099	-79.08	287,245	96,508	-66.40
SOMALIA	0	28,407	-	0	174,428	-
KENYA	924,475	664,867	-28.08	1,720,318	2,249,449	30.76
REUNION	19,647	12,271	-37.54	58,941	41,206	-30.09
MOZAMBIQUE	21,273	1,058	-95.03	71,996	1,903	-97.36
TOGO	81,296	54,965	-32.39	448,043	268,314	-40.11
GHANA	183,745	183,373	-0.20	767,335	718,784	-6.33
LIBERIA	396	290	-26.77	450	200	-55.56
GUINEA	18,552	43,474	134.34	43,734	77,320	76.80
ANGOLA	9,993	12,500	25.09	9,648	19,212	99.13
CONGO	0	7	-	0	8	-
CAMEROON	45	88,865	197,377.78	300	161,631	53,777.00
NIGERIA	102,489	40,898	-60.10	608,896	92,793	-84.76
SIERRA LEONE	14,601	0	-100.00	75,360	0	-100.00
GABON	2,830	3,918	38.45	4,109	1,748	-57.46
COTE D'IVOIRE	700	48,437	6,819.57	2,032	232,711	11,352.31
SENEGAL	119,521	87,096	-27.13	339,597	275,574	-18.85
MAURITANIA	182,424	201,786	10.61	628,862	532,238	-15.36
MALI	0	22	-	0	29	-
BENIN	31,606	27,690	-12.39	178,941	242,600	35.58
BURKINA FASO	16,224	0	-100.00	48,688	0	-100.00
GAMBIA	21,137	2,090	-90.11	37,851	309	-99.18
SEYCHELLES	2,632	9,198	249.47	6,100	30,515	400.25
UGANDA	16	4,553	28,356.25	83	6,020	7,153.01
NIGER	26,900	6,585	-75.52	201,000	82,350	-59.03
DJIBOUTI	28	765,840	2,735,042.86	45	751,045	1,668,888.89
SAO TOME AND PRINCIPE	3,946	3,428	-13.13	1,400	1,000	-28.57
SWAZILAND	2,938	14,723	401.12	6,756	27,824	311.84
SOUTH AFRICA	1,160,387	1,249,373	7.67	3,105,165	3,513,005	13.13
ZIMBABWE	10,174	15,569	53.03	17,041	20,515	20.39
ZAMBIA	18,370	101	-99.45	37,554	842	-97.76
MALAWI	95	40	-57.89	250	10	-96.00
MAURITIUS	430,035	495,067	15.12	839,975	1,375,218	63.72
RWANDA	0	7,322	-	0	3,050	-
VIRGIN ISLANDS (BRITISH)	1,435	1,011	-29.55	5,726	5,785	1.03
AUSTRALIA	4,248,783	5,043,280	18.70	8,964,684	12,106,623	35.05
NEW ZEALAND	689,537	539,522	-21.76	1,861,418	1,577,388	-15.26
GUAM	2,308	8,800	281.28	11,361	22,958	102.08
NEW CALEDONIA	14,916	8,975	-39.83	57,059	56,832	-0.40
SAINT VINCENT AND THE GRENADINES	0	138	-	0	380	-
VANUATU	24,590	8,158	-66.82	99,742	7,571	-92.41

TABEL 5. PERKEMBANGAN EKSPOR INDONESIA MENURUT KOMODITI DAN NEGARA TUJUAN

JENIS BARANG	BERAT BERSIH (KG)		PERUB	NILAI FOB (US \$)		PERUB
	JAN-APR 2009	JAN-APR 2010	%	JAN-APR 2009	JAN-APR 2010	%
	(1)	(2)	(3)	(4)	(5)	(6)
WALLIS AND FUTUNA ISLANDS	756	7,379	876.06	1,134	13,297	1,072.57
AMERICAN SAMOA	0	54	-	0	5,890	-
COOK ISLANDS	4,487	3,168	-29.40	27,035	20,888	-22.74
FIJI	16,168	10,482	-35.17	54,848	87,531	59.59
KIRIBATI	234	626	167.52	495	1,504	203.84
SAMOA	1,598	0	-100.00	6,796	0	-100.00
SOLOMON ISLANDS	6,000	0	-100.00	5,199	0	-100.00
TONGA	0	379	-	0	4,368	-
TUVALU	792	0	-100.00	1,698	0	-100.00
EAST TIMOR	71,827	153,200	113.29	126,394	144,188	14.08
UNITED STATES	25,066,374	34,286,486	36.78	44,982,321	77,464,674	72.21
CANADA	2,112,351	2,936,641	39.02	3,790,726	7,047,246	85.91
MEXICO	6,260,998	4,943,763	-21.04	10,982,112	10,794,551	-1.71
GUATEMALA	420,408	79,615	-81.06	1,040,437	278,083	-73.27
HONDURAS	156,807	294,156	87.59	308,955	707,732	129.07
NICARAGUA	0	865	-	0	7,669	-
PANAMA	5,401	4,013	-25.70	22,835	16,726	-26.75
SURINAME	107,980	86,238	-20.14	145,457	146,639	0.81
CHILE	980,728	1,254,970	27.96	2,086,493	3,422,585	64.04
VENEZUELA	1,705,254	2,412,730	41.49	4,049,746	6,044,825	49.26
ARGENTINA	3,778,716	5,553,889	46.98	7,123,198	13,265,828	86.23
BRAZIL	41,235,309	38,697,774	-6.15	70,003,289	93,117,561	33.02
COLOMBIA	3,332,192	4,508,109	35.29	5,158,521	10,653,034	106.51
BOLIVIA	0	11	-	0	1	-
URUGUAY	66,238	358,487	441.21	169,623	1,194,923	604.46
ECUADOR	159,233	556,572	249.53	256,914	1,191,724	363.86
PERU	508,032	477,830	-5.94	949,559	1,335,497	40.64
GUYANA	0	63,473	-	0	110,448	-
TRINIDAD AND TOBAGO	84	167	98.81	102	110	7.84
BAHAMAS	1,422	5,043	254.64	6,475	18,623	187.61
JAMAICA	67,104	111,167	65.66	131,021	224,812	71.58
PUERTO RICO	1,490	451	-69.73	6,645	3,285	-50.56
BELIZE	37	1,672	4,418.92	218	1,164	433.94
DOMINICAN REPUBLIC	50,453	57,207	13.39	153,761	117,335	-23.69
EL SALVADOR	164,807	258,203	56.67	313,269	555,166	77.22
COSTA RICA	34,509	12,407	-64.05	88,520	34,972	-60.49
HAITI	81,206	20,884	-74.28	151,130	31,878	-78.91
BARBADOS	1	35	3,400.00	10	462	4,520.00
ANTIGUA AND BARBUDA	0	134	-	0	2,868	-
ANGUILLA	828	0	-100.00	3,379	0	-100.00
ARUBA	0	249	-	0	115	-
BERMUDA	523	728	39.20	1,690	2,705	60.06
CAYMAN ISLANDS	0	116	-	0	126	-
FRENCH GUIANA	23,952	1,850	-92.28	36,025	1,622	-95.50
FRENCH POLYNESIA	47,122	53,977	14.55	94,070	200,587	113.23
MARTINIQUE	13,369	6,306	-52.83	36,496	10,712	-70.65
NETHERLANDS ANTILLES	22,174	54,847	147.35	33,148	133,221	301.90
NORFOLK ISLANDS	256	0	-100.00	471	0	-100.00
SAINT LUCIA	0	19	-	0	700	-
GUADELOUPE	15,193	12,756	-16.04	54,450	27,159	-50.12
SAINT KITTS AND NEVIS	220	34	-84.55	4,164	736	-82.32
UNITED KINGDOM	3,822,700	5,957,014	55.83	6,464,232	12,523,527	93.74
NETHERLANDS	1,218,480	2,245,581	84.29	3,304,208	4,894,412	48.13
FRANCE	951,649	580,784	-38.97	2,111,846	1,609,929	-23.77
GERMANY, FED. REP. OF	8,636,070	8,887,869	2.92	18,035,052	21,624,197	19.90
AUSTRIA	12,015	9,953	-17.16	50,043	61,618	23.13
BELGIUM	9,246,858	12,307,453	33.10	12,737,447	23,255,457	82.58
SWITZERLAND	4,222	38,240	805.73	34,084	170,608	400.55
DENMARK	214,593	269,706	25.68	725,871	628,282	-13.44
NORWAY	97,667	117,445	20.25	749,168	771,346	2.96
SWEDEN	401,383	554,267	38.09	2,313,946	2,322,626	0.38
FINLAND	633,601	927,691	46.42	1,585,150	1,906,490	20.27
IRELAND	145,201	99,887	-31.21	127,199	205,503	61.56
ITALY	10,668,918	17,082,245	60.11	17,813,845	35,322,339	98.29
SPAIN	5,290,676	6,924,918	30.89	10,637,689	14,785,459	38.99
PORTUGAL	2,521,561	3,595,517	42.59	5,517,777	9,823,888	78.04
GREECE	1,323,957	981,392	-25.87	3,139,853	2,377,879	-24.27
DEMOCRATIC REPUBLIC OF THE CONGO	29,613	68,392	130.95	74,310	200,449	169.75
HUNGARY	439,524	718,674	63.51	633,092	1,169,329	84.70
POLAND	1,003,328	1,561,194	55.60	1,822,217	3,610,513	98.14
ROMANIA	243,967	283,814	16.33	983,149	546,916	-44.37
BULGARIA	52,684	109,515	107.87	75,979	200,683	164.13
YUGOSLAVIA	591	164	-72.25	3,242	680	-79.03
ALBANIA	247	205	-17.00	430	2,014	368.37
AZERBAIJAN	0	483	-	0	2,600	-
KAZAKHSTAN	2	119	5,850.00	37	324	775.68
KYRGYZSTAN	80,441	89,435	11.18	263,637	263,020	-0.23
UKRAINE	43,755	133,433	204.95	79,327	290,011	265.59

TABEL 5. PERKEMBANGAN EKSPOR INDONESIA MENURUT KOMODITI DAN NEGARA TUJUAN

JENIS BARANG	BERAT BERSIH (KG)		PERUB	NILAI FOB (US \$)		PERUB
	JAN-APR 2009	JAN-APR 2010	%	JAN-APR 2009	JAN-APR 2010	%
	(1)	(2)	(3)	(4)	(5)	(6)
UZBEKISTAN	445	840	88.76	30	20	-33.33
LITHUANIA	43,769	231,672	429.31	78,596	460,904	486.42
LATVIA	66,665	81,700	22.55	171,858	207,679	20.84
ESTONIA	4,112	9,289	125.90	27,831	14,209	-48.95
GEORGIA	0	874	-	0	2,455	-
CROATIA	29,429	20,458	-30.48	71,845	67,149	-6.54
BOSNIA AND HERZEGOVINA	0	18,000	-	0	21,454	-
MALTA	109	9,622	8,727.52	1,786	26,780	1,399.44
SLOVAKIA	1,202	80	-93.34	7,257	180	-97.52
SLOVENIA	237,694	16,638	-93.00	548,089	68,639	-87.48
CZECH REPUBLIC	143,966	68,149	-52.66	297,326	157,096	-47.16
REP. OF MACEDONIA	0	1	-	0	75	-
RUSSIA FEDERATION	670,448	1,328,342	98.13	1,606,994	4,098,344	155.03
-BARANG DARI KARET	124,758,910	182,503,229	46.28	434,382,224	639,926,137	47.32
JAPAN	20,598,540	23,110,106	12.19	89,125,114	91,470,788	2.63
HONG KONG	1,261,445	1,304,633	3.42	5,271,645	6,429,482	21.96
KOREA, DEMOCRATIC PEOPLE'S REPUB	10,780	0	-100.00	54,978	0	-100.00
KOREA, REPUBLIC OF	1,420,206	2,163,531	52.34	2,590,916	5,247,418	102.53
TAIWAN	1,013,231	1,718,454	69.60	3,052,116	5,346,627	75.18
CHINA	3,461,985	9,672,725	179.40	7,772,620	30,104,545	287.32
MONGOLIA	0	7,195	-	0	24,975	-
PAPUA NEW GUINEA	453,041	788,530	74.05	1,561,717	3,119,736	99.76
THAILAND	1,663,115	2,663,786	60.17	6,293,941	10,215,092	62.30
SINGAPORE	1,733,499	2,071,472	19.50	13,370,039	21,431,032	60.29
PHILIPPINES	4,307,312	7,695,760	78.67	10,041,427	21,024,778	109.38
MALAYSIA	7,078,721	7,578,605	7.06	16,075,958	22,875,831	42.30
MYANMAR (FORM. BURMA)	146,159	288,196	97.18	451,063	980,032	117.27
CAMBODIA	81,642	83,413	2.17	309,999	287,436	-7.28
BRUNEI DARUSSALAM	129,990	133,891	3.00	394,534	414,120	4.96
LAO PEOPLE'S DEMOCRATIC REPUBLIC	11,947	19,629	64.30	44,284	59,829	35.10
NEPAL	0	10,280	-	0	25,120	-
VIET NAM	781,541	2,024,071	158.98	2,601,039	4,673,400	79.67
MALDIVES	11,762	150,561	1,180.06	20,761	39,576	90.63
INDIA	341,156	581,506	70.45	1,029,393	2,210,019	114.69
PAKISTAN	849,468	966,857	13.82	1,752,144	2,757,869	57.40
BANGLADESH	663,264	1,056,988	59.36	1,493,394	2,259,237	51.28
SRI LANKA	517,104	855,552	65.45	1,380,812	2,405,126	74.18
AFGHANISTAN	40,387	96,079	137.90	114,902	268,752	133.90
IRAQ	94,621	58,732	-37.93	302,909	219,904	-27.40
IRAN (ISLAMIC REPUBLIC OF)	635,696	897,012	41.11	1,947,163	2,462,534	26.47
SAUDI ARABIA	6,354,057	7,708,939	21.32	20,520,855	24,076,311	17.33
ISRAEL	521,970	610,188	16.90	1,476,073	1,746,006	18.29
KUWAIT	112,996	153,081	35.47	347,139	561,195	61.66
JORDAN	263,297	590,668	124.34	728,203	1,734,558	138.20
LEBANON	763,175	645,874	-15.37	2,623,058	2,257,184	-13.95
YEMEN	730,067	1,687,349	131.12	2,324,881	5,627,016	142.03
OMAN	137,939	223,417	61.97	439,223	675,235	53.73
SYRIA ARAB REPUBLIC	517,703	758,362	46.49	1,370,551	1,695,130	23.68
TURKEY	1,061,419	2,598,886	144.85	3,174,118	8,080,699	154.58
UNITED ARAB EMIRATES	6,280,037	6,720,626	7.02	18,776,552	21,425,732	14.11
QATAR	197,685	154,244	-21.97	718,353	479,786	-33.21
BAHRAIN	0	80,814	-	0	240,145	-
CYPRUS	33,890	68,765	102.91	121,069	332,402	174.56
EGYPT	974,758	2,810,190	188.30	2,651,809	8,427,553	217.80
LIBYAN ARAB JAMAHIRIYA	662,495	728,687	9.99	2,154,716	2,394,467	11.13
MOROCCO	96,027	152,181	58.48	327,768	431,461	31.64
TUNISIA	99,354	37,171	-62.59	148,120	129,703	-12.43
ALGERIA	191,098	156,836	-17.93	594,627	299,071	-49.70
SUDAN	95,291	432,175	353.53	334,945	1,166,549	248.28
NAMIBIA	0	4,643	-	0	15,935	-
KENYA	103,500	146,127	41.19	253,682	467,488	84.28
REUNION	13,492	31,316	132.11	57,004	123,254	116.22
BOTSWANA	0	16,583	-	0	64,624	-
TOGO	4,937	344	-93.03	15,112	558	-96.31
GHANA	158,878	190,940	20.18	382,324	498,274	30.33
CONGO	0	136	-	0	222	-
CAMEROON	6,107	0	-100.00	19,156	0	-100.00
NIGERIA	443,818	592,830	33.58	1,290,373	1,985,356	53.86
COTE D'IVOIRE	27,952	22,395	-19.88	82,331	76,809	-6.71
SENEGAL	37,772	56,660	50.01	127,725	185,990	45.62
BENIN	0	610	-	0	1,946	-
SEYCHELLES	0	5,419	-	0	20,167	-
UGANDA	33,800	11,144	-67.03	50,926	18,453	-63.77
DJIBOUTI	10,883	0	-100.00	28,590	0	-100.00
SAO TOME AND PRINCIPE	507	0	-100.00	180	0	-100.00
SOUTH AFRICA	967,031	1,687,189	74.47	2,680,788	5,067,544	89.03
ZIMBABWE	0	12,925	-	0	59,925	-

TABEL 5. PERKEMBANGAN EKSPOR INDONESIA MENURUT KOMODITI DAN NEGARA TUJUAN

JENIS BARANG	BERAT BERSIH (KG)		PERUB %	NILAI FOB (US \$)		PERUB %
	JAN-APR 2009	JAN-APR 2010		JAN-APR 2009	JAN-APR 2010	
	(1)	(2)	(3)	(4)	(5)	(6)
MALAWI	0	28,240	-	0	57,750	-
MAURITIUS	85,394	278,548	226.19	257,705	855,870	232.11
AUSTRALIA	3,359,631	8,121,560	141.74	11,514,617	26,258,568	128.05
NEW ZEALAND	720,613	1,914,795	165.72	2,500,022	7,579,572	203.18
GUAM	0	9,446	-	0	30,885	-
NEW CALEDONIA	11,692	7,171	-38.67	41,867	25,527	-39.03
VANUATU	4,565	9,475	107.56	17,036	29,204	71.43
COOK ISLANDS	35	0	-100.00	384	0	-100.00
FIJI	58,526	34,110	-41.72	197,983	111,327	-43.77
SAMOA	0	5,165	-	0	16,177	-
SOLOMON ISLANDS	216	1,748	709.26	790	4,424	460.00
TONGA	0	46	-	0	600	-
EAST TIMOR	82,853	412,686	398.09	149,784	985,101	557.68
UNITED STATES	22,426,073	40,937,816	82.55	83,671,590	148,538,391	77.53
CANADA	1,137,168	1,593,266	40.11	4,173,994	5,737,752	37.46
MEXICO	554,383	835,391	50.69	1,408,111	2,394,959	70.08
GUATEMALA	25,394	84,334	232.10	73,679	272,710	270.13
HONDURAS	26,344	104,839	297.96	83,525	340,563	307.74
PANAMA	215,800	201,769	-6.50	664,006	628,944	-5.28
SURINAME	32,315	34,588	7.03	76,128	120,495	58.28
CHILE	68,221	142,399	108.73	164,478	381,382	131.87
VENEZUELA	123,801	39,665	-67.96	518,034	176,515	-65.93
ARGENTINA	343,311	501,947	46.21	747,532	1,415,609	89.37
BRAZIL	623,320	1,024,335	64.34	1,846,737	3,207,488	73.68
COLOMBIA	599,195	896,168	49.56	1,411,938	1,770,075	25.36
BOLIVIA	28,888	24,334	-15.76	109,200	88,586	-18.88
URUGUAY	15,301	89,373	484.10	51,090	219,411	329.46
PARAGUAY	11,190	159,071	1,321.55	40,705	555,720	1,265.24
ECUADOR	59,044	72,141	22.18	202,319	254,766	25.92
PERU	170,792	281,398	64.76	410,604	771,407	87.87
TRINIDAD AND TOBAGO	37,698	27,434	-27.23	105,166	89,669	-14.74
JAMAICA	136,042	50,043	-63.22	439,565	160,000	-63.60
PUERTO RICO	197,412	392,218	98.68	559,209	1,306,241	133.59
DOMINICAN REPUBLIC	91,028	136,346	49.78	216,952	427,919	97.24
EL SALVADOR	87,160	55,357	-36.49	203,975	161,492	-20.83
COSTA RICA	108,371	168,890	55.84	333,640	489,867	46.83
HAITI	4,734	11,462	142.12	14,886	38,909	161.38
BARBADOS	19,832	44,869	126.25	65,250	150,096	130.03
DOMINICA	9,969	0	-100.00	27,991	0	-100.00
FRENCH POLYNESIA	1	0	-100.00	2	0	-100.00
MARTINIQUE	0	17	-	0	176	-
GUADELOUPE	0	100	-	0	376	-
UNITED KINGDOM	5,080,210	5,426,154	6.81	14,944,143	17,492,735	17.05
NETHERLANDS	3,466,729	3,661,677	5.62	10,199,322	12,404,734	21.62
FRANCE	1,167,687	1,293,456	10.77	3,694,816	4,438,613	20.13
GERMANY, FED. REP. OF	5,779,082	6,600,706	14.22	30,440,238	32,983,725	8.36
AUSTRIA	337	25,938	7,596.74	30,081	206,184	585.43
BELGIUM	2,489,301	2,374,206	-4.62	7,843,928	8,064,638	2.81
SWITZERLAND	98,025	61,389	-37.37	463,703	279,782	-39.66
LUXEMBOURG	1,644	151,288	9,102.43	3,527	543,944	15,322.29
DENMARK	300,731	430,174	43.04	779,536	1,142,620	46.58
NORWAY	28,645	374,848	1,208.60	127,528	1,252,427	882.08
SWEDEN	366,686	479,752	30.83	1,489,705	1,947,165	30.71
FINLAND	224,571	201,831	-10.13	1,422,687	665,125	-53.25
IRELAND	405,144	168,204	-58.48	1,168,260	512,660	-56.12
ITALY	3,370,872	3,787,168	12.35	10,416,564	13,013,843	24.93
SPAIN	971,607	1,211,254	24.67	3,308,440	3,899,025	17.85
PORTUGAL	318,406	278,983	-12.38	1,217,764	1,031,987	-15.26
ICELAND	10,692	40,671	280.39	39,051	138,202	253.90
GREECE	369,461	415,655	12.50	1,307,651	1,633,566	24.92
DEMOCRATIC REPUBLIC OF THE CONGO	0	4,301	-	0	6,124	-
HUNGARY	11,548	517	-95.52	34,035	575	-98.31
POLAND	123,843	319,974	158.37	493,428	1,234,713	150.23
ROMANIA	19,176	130,792	582.06	78,152	374,331	378.98
BULGARIA	22,629	8,988	-60.28	82,072	33,705	-58.93
ALBANIA	12,183	0	-100.00	39,276	0	-100.00
AZERBAIJAN	9,504	4,307	-54.68	39,814	19,732	-50.44
UKRAINE	9,629	186,708	1,839.02	27,450	598,001	2,078.51
LITHUANIA	104,397	36,093	-65.43	351,501	143,004	-59.32
LATVIA	66,509	150,829	126.78	203,654	464,204	127.94
ESTONIA	0	459,715	-	0	1,424,898	-
GEORGIA	0	171,039	-	0	607,488	-
CROATIA	49,758	25,617	-48.52	170,245	141,617	-16.82
MALTA	5,551	0	-100.00	12,893	0	-100.00
SLOVAKIA	2,421	11	-99.55	35,191	274	-99.22
SLOVENIA	87,670	85,899	-2.02	319,496	310,637	-2.77
CZECH REPUBLIC	45,519	48,232	5.96	219,029	345,750	57.86
RUSSIA FEDERATION	53,884	59,015	9.52	205,431	195,580	-4.80

TABEL 5. PERKEMBANGAN EKSPOR INDONESIA MENURUT KOMODITI DAN NEGARA TUJUAN

JENIS BARANG	BERAT BERSIH (KG)		PERUB %	NILAI FOB (US \$)		PERUB %
	JAN-APR 2009	JAN-APR 2010		JAN-APR 2009	JAN-APR 2010	
(1)	(2)	(3)	(4)	(5)	(6)	(7)
-SHEET	24,142,125	17,109,335	-29.13	34,791,325	50,165,319	44.19
JAPAN	1,703,868	1,689,849	-0.82	2,570,332	4,931,515	91.86
HONG KONG	355,008	36,612	-89.69	476,610	106,105	-77.74
KOREA, REPUBLIC OF	242,400	367,598	51.65	355,376	1,218,887	242.99
TAIWAN	1,197,303	3,624,586	202.73	1,631,430	10,736,340	558.09
CHINA	8,737,871	2,567,871	-70.61	11,782,678	7,335,455	-37.74
SINGAPORE	1,521,545	1,027,439	-32.47	2,067,833	3,140,671	51.88
MALAYSIA	74,718	194,278	160.01	131,405	617,668	370.05
VIET NAM	1,676,284	0	-100.00	2,004,572	0	-100.00
INDIA	1,398,078	950,892	-31.99	1,960,878	2,830,078	44.33
PAKISTAN	60,480	0	-100.00	65,621	0	-100.00
TURKEY	196,546	194,960	-0.81	340,345	604,740	77.68
UNITED ARAB EMIRATES	0	73,222	-	0	198,172	-
ALGERIA	40,320	0	-100.00	47,174	0	-100.00
SOUTH AFRICA	57,600	76,800	33.33	86,256	227,661	163.94
AUSTRALIA	0	3	-	0	392	-
UNITED STATES	3,012,491	3,478,045	15.45	5,040,301	9,707,502	92.60
CANADA	280,319	20,160	-92.81	520,162	65,923	-87.33
MEXICO	20,160	0	-100.00	59,875	0	-100.00
CHILE	40,320	0	-100.00	47,174	0	-100.00
ARGENTINA	95,238	0	-100.00	128,474	0	-100.00
BRAZIL	134,397	376,978	180.50	203,856	1,095,854	437.56
COLOMBIA	2,400	0	-100.00	3,480	0	-100.00
NETHERLANDS	158,520	761,295	380.25	279,759	2,294,434	720.15
FRANCE	505,497	121,147	-76.03	728,628	352,387	-51.64
GERMANY, FED. REP. OF	453,120	486,400	7.34	811,817	1,511,622	86.20
AUSTRIA	2	0	-100.00	37	0	-100.00
BELGIUM	307,198	40,320	-86.87	484,590	112,090	-76.87
ITALY	181,800	221,760	21.98	263,508	660,038	150.48
SPAIN	671,214	11	-100.00	975,637	62	-99.99
GREECE	40,320	0	-100.00	54,230	0	-100.00
POLAND	243,900	0	-100.00	379,678	0	-100.00
BELARUS	73,224	18,306	-75.00	102,422	48,877	-52.28
UKRAINE	40,320	0	-100.00	122,170	0	-100.00
LITHUANIA	109,836	237,978	116.67	160,727	787,249	389.81
ESTONIA	0	40,320	-	0	119,751	-
SLOVENIA	19,200	57,600	200.00	27,840	177,312	536.90
RUSSIA FEDERATION	490,628	444,905	-9.32	876,450	1,284,534	46.56
-CRUMB RUBBER	572,621,716	680,348,252	18.81	776,550,502	1,993,005,619	156.65
JAPAN	80,923,028	89,682,228	10.82	107,296,168	261,352,487	143.58
HONG KONG	564,479	0	-100.00	731,532	0	-100.00
KOREA, REPUBLIC OF	33,195,959	23,065,928	-30.52	44,181,987	66,915,411	51.45
TAIWAN	3,935,469	5,651,495	43.60	5,243,559	16,366,046	212.12
CHINA	177,927,708	117,391,790	-34.02	235,235,187	351,523,665	49.43
SINGAPORE	26,167,815	40,724,225	55.63	33,475,261	115,724,690	245.70
PHILIPPINES	1,512,000	2,661,120	76.00	1,948,464	7,968,961	308.99
MALAYSIA	8,388,548	2,917,320	-65.22	10,639,844	8,848,786	-16.83
VIET NAM	8,280,009	2,777,880	-66.45	10,579,918	7,892,147	-25.40
INDIA	13,970,976	19,795,676	41.69	18,535,876	59,507,033	221.04
PAKISTAN	1,209,596	786,236	-35.00	1,522,109	2,229,692	46.49
SRI LANKA	423,360	206,640	-51.19	713,783	645,339	-9.59
IRAN (ISLAMIC REPUBLIC OF)	1,511,998	3,176,459	110.08	2,120,901	8,691,291	309.79
ISRAEL	161,280	524,160	225.00	214,362	1,647,328	668.48
TURKEY	6,491,516	15,410,673	137.40	9,256,882	45,970,437	396.61
UNITED ARAB EMIRATES	403,200	262,080	-35.00	491,061	723,258	47.28
EGYPT	1,774,080	2,257,920	27.27	2,334,757	6,912,641	196.08
TUNISIA	0	20,160	-	0	42,538	-
TANZANIA, UNITED REPUBLIC OF	0	20,160	-	0	46,771	-
KENYA	342,720	483,839	41.18	474,534	1,485,094	212.96
CENTRAL AFRICAN REPUBLIC	0	100,800	-	0	304,950	-
SOUTH AFRICA	7,645,686	9,069,118	18.62	10,891,343	26,403,618	142.43
AUSTRALIA	2,943,359	1,955,520	-33.56	3,770,486	5,652,813	49.92
NEW ZEALAND	80,640	0	-100.00	105,050	0	-100.00
EAST TIMOR	189,000	0	-100.00	239,558	0	-100.00
UNITED STATES	109,361,846	161,464,979	47.64	159,092,253	464,129,531	191.74
CANADA	12,402,810	20,735,667	67.19	17,722,313	61,207,276	245.37
MEXICO	2,419,200	4,700,638	94.31	3,301,050	13,944,681	322.43
PANAMA	100,800	20,160	-80.00	138,096	55,041	-60.14
CHILE	0	1,088,640	-	0	3,168,658	-
VENEZUELA	2,139,809	826,560	-61.37	2,855,604	2,310,726	-19.08
ARGENTINA	6,407,519	7,221,899	12.71	8,809,136	20,939,358	137.70
BRAZIL	6,603,240	37,203,736	463.42	8,863,077	110,925,348	1,151.54
COLOMBIA	3,122,277	2,620,800	-16.06	4,574,165	7,723,689	68.85
ECUADOR	1,794,240	1,915,200	6.74	2,592,424	5,654,981	118.13
PERU	0	584,640	-	0	1,633,204	-
COSTA RICA	483,840	1,008,000	108.33	630,395	2,911,832	361.91

TABEL 5. PERKEMBANGAN EKSPOR INDONESIA MENURUT KOMODITI DAN NEGARA TUJUAN

JENIS BARANG	BERAT BERSIH (KG)		PERUB	NILAI FOB (US \$)		PERUB
	JAN-APR 2009	JAN-APR 2010	%	JAN-APR 2009	JAN-APR 2010	%
	(1)	(2)	(3)	(4)	(5)	(6)
UNITED KINGDOM	2,766,958	7,558,459	173.17	3,928,854	22,322,135	468.16
NETHERLANDS	6,402,669	18,164,069	183.70	8,542,393	54,046,126	532.68
FRANCE	3,616,195	14,786,788	308.90	4,953,113	44,045,631	789.25
GERMANY, FED. REP. OF	9,152,639	18,690,835	104.21	12,711,799	54,864,061	331.60
BELGIUM	4,193,279	3,089,520	-26.32	5,440,748	9,028,451	65.94
LUXEMBOURG	1,350,720	1,532,160	13.43	1,685,780	4,347,348	157.88
SWEDEN	100,800	383,040	280.00	138,469	1,208,172	772.52
FINLAND	80,640	2,338,560	2,800.00	103,348	7,188,692	6,855.81
IRELAND	0	362,880	-	0	1,098,740	-
ITALY	1,831,620	4,666,198	154.76	2,752,278	14,291,653	419.27
SPAIN	5,638,490	10,788,956	91.34	7,820,734	31,840,434	307.13
VATICAN CITY STATE (HOLY SEE)	0	80,640	-	0	231,033	-
HUNGARY	2,257,920	803,879	-64.40	2,910,885	2,327,097	-20.06
POLAND	2,555,280	5,959,795	133.23	3,473,324	17,610,292	407.02
ROMANIA	1,617,840	4,407,479	172.43	2,250,038	13,018,879	478.61
BULGARIA	861,840	1,315,440	52.63	1,117,353	3,937,743	252.42
UKRAINE	0	100,800	-	0	313,337	-
LITHUANIA	4,878,719	1,653,120	-66.12	6,697,598	4,630,082	-30.87
SLOVENIA	2,257,920	4,022,888	78.17	3,173,382	11,330,267	257.04
RUSSIA FEDERATION	180,180	1,310,400	627.27	269,271	3,866,125	1,335.77
-CREPE	11,587,086	16,948,505	46.27	16,663,246	49,622,938	197.80
JAPAN	269,760	430,075	59.43	388,063	1,252,332	222.71
KOREA, REPUBLIC OF	17,640	0	-100.00	21,263	0	-100.00
TAIWAN	100,800	20,159	-80.00	146,967	47,174	-67.90
CHINA	1,247,036	908,820	-27.12	1,688,085	2,435,577	44.28
THAILAND	0	19,199	-	0	63,197	-
SINGAPORE	100,800	60,480	-40.00	139,104	176,677	27.01
PHILIPPINES	20,160	38,466	90.80	23,392	127,185	443.71
MALAYSIA	665,180	77,455	-88.36	905,453	225,843	-75.06
VIET NAM	2,026,559	221,759	-89.06	2,895,921	639,554	-77.92
INDIA	60,480	141,120	133.33	86,940	419,126	382.09
PAKISTAN	100,800	20,160	-80.00	117,428	66,358	-43.49
ISRAEL	0	60,480	-	0	195,552	-
TURKEY	120,959	20,160	-83.33	152,371	62,879	-58.73
UNITED ARAB EMIRATES	0	362,880	-	0	1,051,113	-
SOUTH AFRICA	20,160	0	-100.00	27,000	0	-100.00
AUSTRALIA	60,480	0	-100.00	85,334	0	-100.00
UNITED STATES	3,853,072	10,250,812	166.04	5,542,230	29,921,227	439.88
CANADA	806,400	990,080	22.78	1,200,793	3,171,648	164.13
MEXICO	80,640	201,600	150.00	139,557	631,916	352.80
CHILE	0	60,480	-	0	176,803	-
ARGENTINA	161,280	60,480	-62.50	225,011	191,117	-15.06
BRAZIL	60,480	262,080	333.33	86,940	836,388	862.03
UNITED KINGDOM	0	161,280	-	0	510,552	-
FRANCE	161,280	161,280	0.00	245,535	461,402	87.92
GERMANY, FED. REP. OF	0	604,800	-	0	1,750,190	-
BELGIUM	0	40,320	-	0	126,000	-
SWEDEN	40,320	0	-100.00	55,843	0	-100.00
ITALY	1,431,360	1,451,520	1.41	2,228,292	4,116,229	84.73
SPAIN	161,280	201,600	25.00	231,706	584,403	152.22
GREECE	20,160	120,960	500.00	30,018	382,496	1,174.22
-BUNGKIL KELAPA	41,582,500	64,927,952	56.14	6,277,821	6,229,548	-0.77
JAPAN	444,800	274,880	-38.20	73,541	48,604	-33.91
KOREA, REPUBLIC OF	23,875,500	30,458,000	27.57	3,478,013	2,890,464	-16.89
TAIWAN	735,050	3,338,680	354.21	146,889	142,627	-2.90
CHINA	103,460	6,168,000	5,861.72	28,189	514,144	1,723.92
SINGAPORE	650,203	600,001	-7.72	269,419	240,761	-10.64
MALAYSIA	1	51,318	5,131,700.00	2	8,773	438,550.00
VIET NAM	6,999,999	0	-100.00	739,500	0	-100.00
INDIA	0	17,635,000	-	0	1,652,975	-
SAUDI ARABIA	4,250	0	-100.00	3,500	0	-100.00
UNITED ARAB EMIRATES	1	0	-100.00	3	0	-100.00
AUSTRALIA	36,960	189,675	413.19	7,045	28,645	306.60
UNITED STATES	76,094	0	-100.00	41,851	0	-100.00
UNITED KINGDOM	17,360	80,000	360.83	4,348	16,560	280.86
NETHERLANDS	8,638,822	6,132,398	-29.01	1,485,521	685,995	-53.82
-DEDAK/BEKATUL	93,656,799	122,763,253	31.08	12,082,959	21,048,584	74.20
JAPAN	21,391,149	14,699,860	-31.28	2,753,391	2,531,001	-8.08
KOREA, REPUBLIC OF	5,717,000	78,268,070	1,269.04	690,665	12,752,438	1,746.40
TAIWAN	23,920	12,000	-49.83	1,665	2,052	23.24
PAPUA NEW GUINEA	0	14	-	0	35	-
SINGAPORE	0	259,400	-	0	32,575	-
PHILIPPINES	23,925,000	0	-100.00	3,069,825	0	-100.00
VIET NAM	42,599,730	29,406,410	-30.97	5,567,413	5,679,571	2.01
EAST TIMOR	0	117,499	-	0	50,912	-

TABEL 5. PERKEMBANGAN EKSPOR INDONESIA MENURUT KOMODITI DAN NEGARA TUJUAN

JENIS BARANG	BERAT BERSIH (KG)		PERUB %	NILAI FOB (US \$)		PERUB %
	JAN-APR 2009	JAN-APR 2010		JAN-APR 2009	JAN-APR 2010	
(1)	(2)	(3)	(4)	(5)	(6)	(7)
-LAINNYA	804,307,884	833,875,553	3.68	53,436,170	58,381,413	9.25
JAPAN	7,031,312	29,570,019	320.55	1,992,328	3,667,480	84.08
HONG KONG	0	60	-	0	538	-
KOREA, REPUBLIC OF	94,477,623	70,523,825	-25.35	7,897,116	4,470,729	-43.39
TAIWAN	227,730	484,470	112.74	113,064	197,568	74.74
CHINA	12,272,021	26,289,815	114.23	784,027	2,425,622	209.38
THAILAND	26,438,498	26,432,090	-0.02	2,230,128	1,315,852	-41.00
SINGAPORE	21,376,107	6,436,850	-69.89	1,066,726	905,326	-15.13
PHILIPPINES	32,882,839	20,300	-99.94	1,608,271	23,650	-98.53
MALAYSIA	2,307,186	1,326,415	-42.51	1,461,076	319,332	-78.14
BRUNEI DARUSSALAM	38,995	39,497	1.29	36,019	39,171	8.75
VIET NAM	61,326,059	42,044,338	-31.44	5,273,559	2,900,151	-45.01
INDIA	1,052,741	4,701,842	346.63	184,650	843,246	356.67
PAKISTAN	0	18,361,415	-	0	1,121,418	-
BANGLADESH	215,000	800,000	272.09	50,515	424,520	740.38
SRI LANKA	502,000	671,750	33.81	570,288	554,610	-2.75
SAUDI ARABIA	1,120	27,630,745	2,466,930.80	804	2,110,575	262,409.33
GHANA	0	36,600	-	0	24,720	-
NIGERIA	200,000	299,050	49.53	118,000	215,821	82.90
SOUTH AFRICA	9,000,000	36,000,000	300.00	468,860	2,243,500	378.50
AUSTRALIA	24,100,533	561,144	-97.67	1,995,408	770,559	-61.38
NEW ZEALAND	118,611,879	246,906,285	108.16	5,059,029	16,512,238	226.39
GUAM	0	200	-	0	5,280	-
EAST TIMOR	167	6,207	3,616.77	116	5,647	4,768.10
UNITED STATES	3,200	7,139	123.09	55,218	98,285	77.99
UNITED KINGDOM	18,000	0	-100.00	702	0	-100.00
NETHERLANDS	310,560,872	224,934,205	-27.57	18,138,002	13,648,110	-24.75
FRANCE	816,000	0	-100.00	161,240	0	-100.00
GERMANY, FED. REP. OF	26,248,002	950,000	-96.38	1,420,024	57,000	-95.99
IRELAND	0	12,500,000	-	0	487,500	-
ITALY	54,600,000	28,041,293	-48.64	2,751,000	1,402,065	-49.03
POLAND	0	28,299,999	-	0	1,590,900	-
-MINYAK ATSIRI LAINNYA	1,210,810	1,615,210	33.40	26,226,635	38,994,968	48.68
JAPAN	27,009	14,980	-44.54	505,288	282,328	-44.13
HONG KONG	8,246	1,549	-81.22	45,158	8,800	-80.51
KOREA, REPUBLIC OF	6,719	410	-93.90	25,958	24,460	-5.77
TAIWAN	275	30,639	11,041.45	8,015	26,324	228.43
CHINA	17,138	41,004	139.26	261,252	562,261	115.22
THAILAND	2,141	2,523	17.84	37,978	70,962	86.85
SINGAPORE	317,340	372,155	17.27	5,767,063	6,817,257	18.21
PHILIPPINES	2,061	7,378	257.98	31,737	99,364	213.09
MALAYSIA	552	4,009	626.27	19,444	74,141	281.31
VIET NAM	44	0	-100.00	2,703	0	-100.00
MALDIVES	581	13	-97.76	15,073	72	-99.52
INDIA	170,031	217,287	27.79	2,840,287	4,873,179	71.57
PAKISTAN	17,695	472	-97.33	500,920	23,912	-95.23
SRI LANKA	21	65	209.52	1,932	2,670	38.20
LEBANON	0	65	-	0	480	-
TURKEY	19,440	17,216	-11.44	200,256	204,800	2.27
UNITED ARAB EMIRATES	47,546	9,450	-80.12	1,388,834	398,700	-71.29
BAHRAIN	0	400	-	0	22,830	-
EGYPT	200	0	-100.00	7,200	0	-100.00
SOUTH AFRICA	1,332	1,185	-11.04	12,740	14,645	14.95
AUSTRALIA	843	581	-31.08	11,453	6,575	-42.59
NEW ZEALAND	150	524	249.33	2,079	1,300	-37.47
FIJI	0	92	-	0	359	-
EAST TIMOR	0	365	-	0	51	-
UNITED STATES	203,070	357,468	76.03	4,301,689	9,544,676	121.88
CANADA	2,919	6,332	116.92	39,195	110,730	182.51
MEXICO	27,224	16,935	-37.79	268,848	185,570	-30.98
ARGENTINA	0	1,842	-	0	41,890	-
BRAZIL	4,924	8,708	76.85	60,427	133,290	120.58
COLOMBIA	0	2,800	-	0	28,700	-
UNITED KINGDOM	24,989	35,967	43.93	822,699	1,040,418	26.46
NETHERLANDS	110,220	72,762	-33.98	4,221,469	1,974,889	-53.22
FRANCE	99,805	129,059	29.31	2,211,279	3,718,143	68.14
GERMANY, FED. REP. OF	52,093	51,289	-1.54	1,656,865	2,112,338	27.49
BELGIUM	0	3,807	-	0	121,080	-
SWITZERLAND	3,277	74,115	2,161.67	60,832	2,944,953	4,741.12
IRELAND	1	0	-100.00	125	0	-100.00
ITALY	20,225	21,189	4.77	258,859	241,342	-6.77
SPAIN	22,699	96,175	323.70	638,978	3,260,723	410.30
ROMANIA	0	14,400	-	0	20,756	-
-WANGI-WANGIAN DARI MINYAK ATSIRI	20,349,026	25,699,975	26.30	76,853,217	99,552,576	29.54
JAPAN	855,934	1,124,231	31.35	4,284,900	5,294,202	23.55

TABEL 5. PERKEMBANGAN EKSPOR INDONESIA MENURUT KOMODITI DAN NEGARA TUJUAN

JENIS BARANG	BERAT BERSIH (KG)		PERUB	NILAI FOB (US \$)		PERUB
	JAN-APR 2009	JAN-APR 2010	%	JAN-APR 2009	JAN-APR 2010	%
	(1)	(2)	(3)	(4)	(5)	(6)
HONG KONG	601,220	616,186	2.49	7,155,800	9,024,574	26.12
KOREA, DEMOCRATIC PEOPLE'S REPUB	1,513	0	-100.00	1,675	0	-100.00
KOREA, REPUBLIC OF	68,844	72,005	4.59	580,963	735,023	26.52
TAIWAN	1,457,137	1,454,366	-0.19	1,521,757	2,031,437	33.49
CHINA	181,564	473,953	161.04	817,705	1,884,491	130.46
MONGOLIA	0	14,531	-	0	31,499	-
PAPUA NEW GUINEA	98,206	137,835	40.35	332,769	347,374	4.39
THAILAND	2,190,990	2,694,050	22.96	12,467,558	15,162,579	21.62
SINGAPORE	1,067,876	1,046,195	-2.03	6,117,882	9,259,150	51.35
PHILIPPINES	1,943,362	3,351,711	72.47	8,201,262	12,959,862	58.02
MALAYSIA	3,100,699	3,511,547	13.25	9,792,444	10,096,098	3.10
MYANMAR (FORM. BURMA)	26,365	30,039	13.94	225,282	267,423	18.71
CAMBODIA	0	21,300	-	0	68,511	-
BRUNEI DARUSSALAM	170,279	207,892	22.09	742,492	973,663	31.13
NEPAL	0	15,300	-	0	19,755	-
VIET NAM	369,854	503,157	36.04	3,017,574	3,998,446	32.51
MALDIVES	143,831	243,703	69.44	295,020	437,902	48.43
INDIA	569,745	685,489	20.32	1,433,227	1,797,968	25.45
PAKISTAN	287,332	495,244	72.36	1,188,286	1,990,286	67.49
BANGLADESH	48,763	50,588	3.74	143,849	146,920	2.13
SRI LANKA	32,276	78,725	143.91	99,803	317,102	217.73
AFGHANISTAN	0	36,904	-	0	68,876	-
IRAN (ISLAMIC REPUBLIC OF)	78,763	162,104	105.81	223,938	536,448	139.55
SAUDI ARABIA	421,565	114,537	-72.83	565,314	270,082	-52.22
KUWAIT	3,094	1,731	-44.05	27,785	40,119	44.39
JORDAN	32,568	21,824	-32.99	83,842	41,359	-50.67
LEBANON	6,468	4,056	-37.29	17,206	15,652	-9.03
YEMEN	362,360	417,073	15.10	745,990	860,756	15.38
OMAN	3	0	-100.00	44	0	-100.00
SYRIA ARAB REPUBLIC	0	8,288	-	0	47,162	-
TURKEY	47	569	1,110.64	15	25,927	172,746.67
UNITED ARAB EMIRATES	2,904,944	3,745,887	28.95	8,825,961	9,806,313	11.11
QATAR	4,191	1,344	-67.93	36,710	3,735	-89.83
BAHRAIN	0	37	-	0	363	-
CYPRUS	8,540	2,283	-73.27	29,151	53,226	82.59
EGYPT	11,442	19,007	66.12	63,480	147,934	133.04
LIBYAN ARAB JAMAHIRIYA	99,389	102,293	2.92	329,263	355,096	7.85
MOROCCO	3,251	6,967	114.30	44,262	54,987	24.23
SUDAN	16,040	116,316	625.16	50,687	487,411	861.61
ERITREA	0	3,841	-	0	13,619	-
NAMIBIA	25,200	50,400	100.00	42,193	88,271	109.21
ETHIOPIA	19	14,078	73,994.74	10	23,436	234,260.00
TANZANIA, UNITED REPUBLIC OF	170,138	231,131	35.85	347,835	543,597	56.28
MADAGASCAR	41,056	24,012	-41.51	11,550	6,676	-42.20
SOMALIA	16,453	0	-100.00	28,641	0	-100.00
KENYA	547,340	424,840	-22.38	1,063,110	789,866	-25.70
REUNION	346	3,685	965.03	771	2,562	232.30
MOZAMBIQUE	0	11,880	-	0	38,775	-
EQUATORIAL GUINEA	6,079	18,449	203.49	10,054	41,397	311.75
TOGO	8,110	8,011	-1.22	46,535	20,700	-55.52
GHANA	143,995	217,349	50.94	362,841	687,829	89.57
LIBERIA	1,346	0	-100.00	1,596	0	-100.00
GUINEA	8,563	2,993	-65.05	2,500	6,738	169.52
ANGOLA	138,600	75,600	-45.45	226,625	132,406	-41.57
CONGO	0	147	-	0	190	-
CAMEROON	0	208	-	0	428	-
NIGERIA	149,291	613,471	310.92	339,576	1,516,443	346.57
SIERRA LEONE	0	5,097	-	0	8,000	-
GABON	26,276	0	-100.00	67,383	0	-100.00
COTE D'IVOIRE	0	14,901	-	0	45,077	-
SENEGAL	195,191	217,130	11.24	148,144	168,466	13.72
BENIN	198,181	92,139	-53.51	450,778	235,970	-47.65
BURKINA FASO	0	5,341	-	0	7,297	-
GAMBIA	3,584	1,241	-65.37	7,987	3,920	-50.92
SEYCHELLES	5,826	13,333	128.85	19,731	29,723	50.64
UGANDA	0	316,366	-	0	637,454	-
DJIBOUTI	112,800	87,016	-22.86	207,479	116,739	-43.73
SOUTH AFRICA	41,709	30,457	-26.98	205,216	174,627	-14.91
ZIMBABWE	0	14,303	-	0	26,100	-
COMOROS	0	1,617	-	0	3,900	-
MAURITIUS	70,728	58,251	-17.64	180,007	170,182	-5.46
AUSTRALIA	29,200	71,725	145.63	110,355	313,950	184.49
NEW ZEALAND	8,606	17,673	105.36	58,980	50,080	-15.09
MICRONESIA, FEDERATED STATES OF	0	363	-	0	390	-
GUAM	745	416	-44.16	1,410	7,371	422.77
PALAU	259	0	-100.00	5,113	0	-100.00
NEW CALEDONIA	287	1,705	494.08	327	3,310	912.23
NORTHERN MARIANA ISLANDS	4,409	3,519	-20.19	11,838	19,081	61.18

TABEL 5. PERKEMBANGAN EKSPOR INDONESIA MENURUT KOMODITI DAN NEGARA TUJUAN

JENIS BARANG	BERAT BERSIH (KG)		PERUB	NILAI FOB (US \$)		PERUB
	JAN-APR 2009	JAN-APR 2010	%	JAN-APR 2009	JAN-APR 2010	%
	(1)	(2)	(3)	(4)	(5)	(6)
VANUATU	6,665	39,053	485.94	9,347	62,739	571.22
WALLIS AND FUTUNA ISLANDS	2,073	3,889	87.60	5,644	12,285	117.66
COOK ISLANDS	244	0	-100.00	220	0	-100.00
FIJI	36,187	53,803	48.68	96,691	212,378	119.65
KIRIBATI	4,397	15,514	252.83	17,710	35,815	102.23
SAMOA	6,492	15,149	133.35	11,827	28,968	144.93
SOLOMON ISLANDS	3,388	18,934	458.85	13,438	65,755	389.32
TONGA	21,581	27,683	28.27	26,752	34,502	28.97
TUVALU	0	648	-	0	659	-
EAST TIMOR	534,906	575,808	7.65	757,163	850,929	12.38
UNITED STATES	119,787	133,409	11.37	427,012	433,465	1.51
CANADA	2,932	2,389	-18.52	2,176	2,814	29.32
MEXICO	2,082	25	-98.80	97,867	614	-99.37
SURINAME	0	11,481	-	0	24,855	-
CHILE	0	138	-	0	140	-
ARGENTINA	224	26	-88.39	2,022	1,484	-26.61
BRAZIL	130	72	-44.62	819	145	-82.30
COLOMBIA	0	180	-	0	4,371	-
TRINIDAD AND TOBAGO	2,468	71	-97.12	2,600	192	-92.62
PUERTO RICO	21	0	-100.00	128	0	-100.00
BELIZE	5,359	8,070	50.59	31,238	10,340	-66.90
DOMINICAN REPUBLIC	53	0	-100.00	66	0	-100.00
HAITI	0	25,200	-	0	44,135	-
BARBADOS	1,451	4,423	204.82	2,418	6,445	166.54
BERMUDA	26	0	-100.00	77	0	-100.00
FRENCH POLYNESIA	39	24	-38.46	309	114	-63.11
MARTINIQUE	422	501	18.72	576	768	33.33
NETHERLANDS ANTILLES	0	9,493	-	0	19,106	-
GUADELOUPE	0	731	-	0	984	-
UNITED KINGDOM	125,255	126,000	0.59	535,978	451,941	-15.68
NETHERLANDS	83,559	12,250	-85.34	199,021	57,440	-71.14
FRANCE	97,093	144,911	49.25	778,974	958,341	23.03
GERMANY, FED. REP. OF	614	4,335	606.03	2,782	25,104	802.37
AUSTRIA	0	459	-	0	1,130	-
BELGIUM	25,185	48,534	92.71	54,400	106,917	96.54
SWITZERLAND	710	162	-77.18	10,555	340	-96.78
DENMARK	9	9	0.00	37	115	210.81
NORWAY	0	1,717	-	0	10,171	-
SWEDEN	601	577	-3.99	2,845	1,728	-39.26
ITALY	63,334	76,924	21.46	124,556	146,979	18.00
SPAIN	4,274	356	-91.67	58,382	5,390	-90.77
PORTUGAL	0	21,498	-	0	27,480	-
MONTSERRAT	5,929	0	-100.00	8,415	0	-100.00
GREECE	24,016	17,849	-25.68	65,018	46,273	-28.83
DEMOCRATIC REPUBLIC OF THE CONGO	21,018	10,229	-51.33	30,160	21,596	-28.40
ROMANIA	274	125	-54.38	7,201	2,975	-58.69
BULGARIA	358	0	-100.00	4,204	0	-100.00
UKRAINE	0	8,035	-	0	136,792	-
LITHUANIA	0	545	-	0	381	-
MALTA	4,956	5,500	10.98	6,768	7,227	6.78
SLOVENIA	331	0	-100.00	490	0	-100.00
CZECH REPUBLIC	136	80	-41.18	4,693	6,784	44.56
RUSSIA FEDERATION	17,655	31,211	76.78	30,157	89,189	195.75
ROTAN OLAHAN	8,533,824	11,173,847	30.94	8,640,367	10,832,687	25.37
JAPAN	26,388	9,155	-65.31	37,495	10,189	-72.83
HONG KONG	271,227	137,603	-49.27	284,860	155,925	-45.26
KOREA, REPUBLIC OF	128	33,064	25,731.25	1,352	25,644	1,796.75
TAIWAN	143,752	15,824	-88.99	74,193	21,166	-71.47
CHINA	6,349,105	9,093,134	43.22	5,801,019	8,540,076	47.22
THAILAND	219,957	324,073	47.33	207,358	318,222	53.47
SINGAPORE	651,437	616,054	-5.43	771,514	714,301	-7.42
MALAYSIA	290,534	287,729	-0.97	329,496	239,782	-27.23
VIET NAM	75	0	-100.00	104	0	-100.00
INDIA	124,189	104,100	-16.18	121,581	107,772	-11.36
SRI LANKA	9,499	31,724	233.97	15,034	48,456	222.31
IRAN (ISLAMIC REPUBLIC OF)	0	554	-	0	2,499	-
SAUDI ARABIA	54,622	190,050	247.94	23,068	73,522	218.72
KUWAIT	18,771	2,207	-88.24	14,900	2,700	-81.88
JORDAN	28,942	7,200	-75.12	31,786	9,360	-70.55
LEBANON	2,097	0	-100.00	2,750	0	-100.00
SYRIA ARAB REPUBLIC	4,812	17,248	258.44	2,391	16,535	591.55
TURKEY	31,448	0	-100.00	46,605	0	-100.00
UNITED ARAB EMIRATES	651	22,200	3,310.14	5,186	9,155	76.53
CYPRUS	5,178	0	-100.00	23,332	0	-100.00
EGYPT	0	55,520	-	0	50,099	-
MOROCCO	6,299	0	-100.00	16,253	0	-100.00
SOUTH AFRICA	29,328	158	-99.46	30,939	868	-97.19

TABEL 5. PERKEMBANGAN EKSPOR INDONESIA MENURUT KOMODITI DAN NEGARA TUJUAN

JENIS BARANG	BERAT BERSIH (KG)		PERUB	NILAI FOB (US \$)		PERUB
	JAN-APR 2009	JAN-APR 2010	%	JAN-APR 2009	JAN-APR 2010	%
(1)	(2)	(3)	(4)	(5)	(6)	(7)
MAURITIUS	100	0	-100.00	6,688	0	-100.00
AUSTRALIA	17,398	1,587	-90.88	73,532	1,686	-97.71
NEW ZEALAND	11,652	6,567	-43.64	25,658	18,198	-29.07
GUAM	86	0	-100.00	933	0	-100.00
VANUATU	0	762	-	0	1,521	-
EAST TIMOR	0	2,085	-	0	6,992	-
UNITED STATES	22,603	48,357	113.94	116,451	126,079	8.27
CANADA	2,309	698	-69.77	7,945	369	-95.36
CHILE	917	0	-100.00	6,590	0	-100.00
ARGENTINA	1,328	686	-48.34	2,464	1,245	-49.47
COLOMBIA	1,524	0	-100.00	3,647	0	-100.00
BAHAMAS	0	621	-	0	484	-
DOMINICAN REPUBLIC	0	11,110	-	0	41,150	-
FRENCH POLYNESIA	111	0	-100.00	289	0	-100.00
GRENADA	0	5,480	-	0	3,189	-
UNITED KINGDOM	7,008	5,564	-20.61	24,552	10,059	-59.03
NETHERLANDS	3,076	2,428	-21.07	23,911	7,353	-69.25
FRANCE	20,405	21,979	7.71	26,423	27,428	3.80
GERMANY, FED. REP. OF	88,689	69,765	-21.34	212,107	170,367	-19.68
BELGIUM	365	2,657	627.95	522	2,415	362.64
SWITZERLAND	291	0	-100.00	2,592	0	-100.00
DENMARK	169	0	-100.00	466	0	-100.00
NORWAY	99	3	-96.97	1,536	15	-99.02
FINLAND	3,913	8,001	104.47	169	7,206	4,163.91
IRELAND	306	0	-100.00	744	0	-100.00
ITALY	7,477	509	-93.19	42,681	100	-99.77
SPAIN	28,306	18,203	-35.69	63,826	33,579	-47.39
PORTUGAL	48	148	208.33	14	768	5,385.71
GREECE	160	9	-94.38	1,243	129	-89.62
HUNGARY	7	30	328.57	16	177	1,006.25
UKRAINE	21,384	11,341	-46.97	79,239	12,378	-84.38
MALTA	0	2,750	-	0	6,931	-
SLOVAKIA	5,824	0	-100.00	16,601	0	-100.00
SLOVENIA	0	376	-	0	1,486	-
CZECH REPUBLIC	5,328	4,181	-21.53	5,134	3,646	-28.98
RUSSIA FEDERATION	14,502	353	-97.57	53,178	1,466	-97.24
-MINYAK KELAPA SAWIT	4,568,224,252	4,093,545,609	-10.39	2,368,709,327	2,978,070,617	25.73
JAPAN	4,189,521	12,562,219	199.85	3,193,018	10,160,229	218.20
HONG KONG	0	33,644	-	0	40,372	-
KOREA, REPUBLIC OF	44,475	5,649,925	12,603.60	34,496	3,991,146	11,469.88
TAIWAN	126,572	724,500	472.40	92,816	632,653	581.62
CHINA	688,555,623	423,486,949	-38.50	334,360,761	307,329,816	-8.08
PAPUA NEW GUINEA	864,018	331,867	-61.59	779,164	369,416	-52.59
THAILAND	1,921,390	0	-100.00	822,223	0	-100.00
SINGAPORE	186,955,066	201,587,272	7.83	89,359,890	143,150,088	60.20
PHILIPPINES	5,127,678	3,876,248	-24.41	6,254,568	3,896,364	-37.70
MALAYSIA	159,614,342	446,708,228	179.87	77,061,753	313,022,903	306.20
MYANMAR (FORM. BURMA)	39,448,779	27,299,210	-30.80	21,185,567	21,167,944	-0.08
CAMBODIA	140,230	129,780	-7.45	96,960	114,784	18.38
BRUNEI DARUSSALAM	255,356	205,932	-19.35	272,005	219,275	-19.39
VIET NAM	73,199,294	57,948,346	-20.83	38,719,682	42,939,303	10.90
MALDIVES	317,261	399,048	25.78	281,106	436,409	55.25
INDIA	1,807,315,483	1,297,143,920	-28.23	956,500,083	941,118,028	-1.61
PAKISTAN	78,344,531	28,437,286	-63.70	45,345,593	20,430,576	-54.94
BANGLADESH	189,569,194	193,736,224	2.20	111,518,028	149,228,794	33.82
SRI LANKA	1,500,000	9,703,622	546.91	690,000	7,099,993	928.98
AFGHANISTAN	1,167,030	9,362,755	702.27	956,801	8,555,666	794.19
IRAN (ISLAMIC REPUBLIC OF)	24,901,380	60,157,884	141.58	14,089,573	43,622,664	209.61
SAUDI ARABIA	54,873,952	37,206,923	-32.20	33,237,254	26,052,859	-21.62
ISRAEL	77,760	140,000	80.04	53,849	107,297	99.26
JORDAN	29,581,484	4,750,021	-83.94	16,266,212	3,143,763	-80.67
YEMEN	5,588,019	2,202,367	-60.59	3,571,450	2,030,258	-43.15
OMAN	0	5,598,000	-	0	4,310,460	-
TURKEY	5,590,000	23,439,385	319.31	3,066,130	16,439,564	436.17
UNITED ARAB EMIRATES	15,813,870	8,299,999	-47.51	9,511,948	6,335,599	-33.39
BAHRAIN	20,120	0	-100.00	14,094	0	-100.00
EGYPT	123,340,791	151,168,185	22.56	69,131,683	116,100,146	67.94
MOROCCO	0	3,000,000	-	0	2,332,500	-
TUNISIA	16,499,762	25,331,520	53.53	9,909,851	19,128,132	93.02
ALGERIA	14,214,936	16,816,508	18.30	7,216,933	12,868,436	78.31
SUDAN	40,240	43,456	7.99	31,521	34,394	9.11
NAMIBIA	0	236,581	-	0	232,184	-
TANZANIA, UNITED REPUBLIC OF	8,699,966	6,465,569	-25.68	4,019,115	4,899,914	21.92
SOMALIA	112,212	588,713	424.64	79,467	542,409	582.56
KENYA	418,600	2,926,260	599.06	278,578	2,631,590	844.65
MOZAMBIQUE	0	55,620	-	0	50,913	-
EQUATORIAL GUINEA	34,608	68,274	97.28	35,910	78,067	117.40

TABEL 5. PERKEMBANGAN EKSPOR INDONESIA MENURUT KOMODITI DAN NEGARA TUJUAN

JENIS BARANG	BERAT BERSIH (KG)		PERUB	NILAI FOB (US \$)		PERUB
	JAN-APR 2009	JAN-APR 2010	%	JAN-APR 2009	JAN-APR 2010	%
	(1)	(2)	(3)	(4)	(5)	(6)
TOGO	345,495	1,111,019	221.57	346,296	996,120	187.65
GHANA	3,261,619	4,371,734	34.04	2,317,956	4,091,127	76.50
LIBERIA	145,530	109,329	-24.88	103,092	99,599	-3.39
GUINEA	0	16,109,580	-	0	11,746,088	-
ANGOLA	5,004,499	9,438,840	88.61	3,514,423	9,083,379	158.46
CONGO	852,242	1,256,067	47.38	567,657	1,143,731	101.48
CAMEROON	1,311,457	510,581	-61.07	868,297	468,661	-46.03
NIGERIA	9,684,390	0	-100.00	5,183,295	0	-100.00
SIERRA LEONE	517,968	848,300	63.77	375,322	729,481	94.36
GABON	823,820	1,809,323	119.63	703,170	1,892,507	169.14
COTE D'IVOIRE	8,224,424	37,080	-99.55	4,837,701	32,795	-99.32
SENEGAL	349,920	1,229,494	251.36	255,949	1,059,860	314.09
MAURITANIA	3,071,821	392,531	-87.22	1,955,438	365,473	-81.31
MALI	290,016	0	-100.00	211,056	0	-100.00
BENIN	6,215,742	4,673,495	-24.81	4,678,357	4,355,069	-6.91
GUINEA BISSAU	376,081	324,498	-13.72	295,497	301,622	2.07
GAMBIA	7,315,712	7,138,017	-2.43	5,183,166	6,469,823	24.82
SEYCHELLES	39,420	0	-100.00	32,719	0	-100.00
DJIBOUTI	971,190	3,527,572	263.22	658,045	3,203,186	386.77
SAO TOME AND PRINCIPE	0	94,868	-	0	98,000	-
SOUTH AFRICA	40,126,644	53,051,923	32.21	18,743,458	37,914,155	102.28
COMOROS	0	218,636	-	0	234,673	-
MAURITIUS	2,018,542	2,350,322	16.44	1,174,067	1,745,113	48.64
AUSTRALIA	42,346	15,648	-63.05	35,382	19,427	-45.09
NEW ZEALAND	42,090	0	-100.00	28,411	0	-100.00
MICRONESIA, FEDERATED STATES OF	80,995	0	-100.00	80,604	0	-100.00
NORTHERN MARIANA ISLANDS	16,033	0	-100.00	14,491	0	-100.00
VANUATU	59,562	109,492	83.83	55,384	128,544	132.10
AMERICAN SAMOA	29,338	48,685	65.95	28,327	56,241	98.54
FIJI	133,681	103,454	-22.61	137,778	114,403	-16.97
KIRIBATI	15,481	31,295	102.15	13,122	40,855	211.35
MARSHALL ISLANDS	17,722	2,000,000	11,185.41	19,326	1,377,500	7,027.70
SAMOA	198,245	424,344	114.05	204,638	491,885	140.37
SOLOMON ISLANDS	139,422	32,583	-76.63	140,387	36,283	-74.16
TONGA	35,463	99,895	181.69	38,078	117,049	207.39
TUVALU	7,691	0	-100.00	10,632	0	-100.00
EAST TIMOR	1,428,589	2,517,032	76.19	1,487,783	2,689,432	80.77
UNITED STATES	6,750,000	7,231,525	7.13	3,070,000	5,230,823	70.39
PANAMA	125,268	2,499,999	1,895.72	118,700	1,732,499	1,359.56
SURINAME	43,164	0	-100.00	34,100	0	-100.00
ARGENTINA	0	2,000,000	-	0	1,255,000	-
BRAZIL	26,199,779	38,184,905	45.75	13,116,706	28,464,877	117.01
URUGUAY	373,760	126,160	-66.25	267,612	118,212	-55.83
TRINIDAD AND TOBAGO	0	297,435	-	0	271,368	-
HAITI	4,218,361	150,705	-96.43	2,402,397	145,111	-93.96
UNITED KINGDOM	6,000,000	0	-100.00	3,260,000	0	-100.00
NETHERLANDS	343,946,302	236,176,191	-31.33	165,861,441	167,501,264	0.99
GERMANY, FED. REP. OF	155,408,517	122,908,208	-20.91	74,538,319	82,893,883	11.21
DENMARK	5,499,809	749,904	-86.36	2,979,415	501,686	-83.16
SWEDEN	8,399,778	2,399,928	-71.43	4,313,400	1,430,357	-66.84
ITALY	219,914,953	219,059,887	-0.39	100,231,325	155,236,762	54.88
SPAIN	45,911,838	128,863,413	180.68	27,209,586	94,150,453	246.02
PORTUGAL	14,033,848	5,545,594	-60.48	6,435,610	3,935,403	-38.85
GREECE	25,721,206	8,119,194	-68.43	13,073,177	6,402,199	-51.03
DEMOCRATIC REPUBLIC OF THE CONGO	8,164,626	5,768,100	-29.35	4,624,180	4,397,237	-4.91
HUNGARY	0	9,960	-	0	12,880	-
POLAND	40,000	21,200	-47.00	37,960	16,324	-57.00
ROMANIA	375,570	224,750	-40.16	251,249	214,954	-14.45
KAZAKHSTAN	21,870	37,746	72.59	18,218	35,058	92.44
UKRAINE	65,103,918	63,468,003	-2.51	34,296,425	46,385,371	35.25
GEORGIA	0	710,917	-	0	550,961	-
CROATIA	21,772	42,390	94.70	22,212	37,782	70.10
RUSSIA FEDERATION	293,180	67,141,618	22,801.16	209,909	51,203,164	24,293.03
-MINYAK BIJI KELAPA SAWIT	503,238,585	436,719,272	-13.22	280,997,915	368,508,594	31.14
JAPAN	109,240	0	-100.00	110,444	0	-100.00
CHINA	126,565,320	65,578,350	-48.19	66,187,620	56,573,950	-14.52
SINGAPORE	3,336,118	2,149,502	-35.57	2,559,750	1,752,181	-31.55
PHILIPPINES	1,960,000	0	-100.00	1,097,600	0	-100.00
MALAYSIA	79,227,703	117,655,423	48.50	46,300,561	101,094,950	118.34
MYANMAR (FORM. BURMA)	0	600,000	-	0	430,800	-
INDIA	68,039,751	62,432,411	-8.24	42,198,361	51,347,964	21.68
PAKISTAN	2,395,152	1,880,000	-21.51	1,616,008	1,579,810	-2.24
BANGLADESH	2,500,350	2,500,000	-0.01	1,241,661	1,770,250	42.57
SRI LANKA	1,000,000	0	-100.00	857,500	0	-100.00
SAUDI ARABIA	800,370	0	-100.00	558,667	0	-100.00
JORDAN	106,830	0	-100.00	76,452	0	-100.00
TURKEY	1,050,000	14,098,323	1,242.70	632,100	12,071,468	1,809.74

TABEL 5. PERKEMBANGAN EKSPOR INDONESIA MENURUT KOMODITI DAN NEGARA TUJUAN

JENIS BARANG	BERAT BERSIH (KG)		PERUB %	NILAI FOB (US \$)		PERUB %
	JAN-APR 2009	JAN-APR 2010		JAN-APR 2009	JAN-APR 2010	
(1)	(2)	(3)	(4)	(5)	(6)	(7)
EGYPT	5,799,929	3,000,460	-48.27	3,429,211	2,532,925	-26.14
ALGERIA	903,992	0	-100.00	534,394	0	-100.00
CONGO	128,196	0	-100.00	89,756	0	-100.00
MAURITANIA	150,000	0	-100.00	76,125	0	-100.00
BENIN	63,560	0	-100.00	34,322	0	-100.00
SOUTH AFRICA	2,197,000	10,218,602	365.12	1,488,260	8,874,177	496.28
MALAWI	332,250	0	-100.00	174,432	0	-100.00
UNITED STATES	31,499,999	3,240,000	-89.71	14,957,500	2,640,600	-82.35
ARGENTINA	0	45,972	-	0	42,205	-
BRAZIL	26,149,997	33,031,143	26.31	19,635,937	29,276,011	49.09
NETHERLANDS	95,985,822	85,171,117	-11.27	45,383,892	67,703,584	49.18
GERMANY, FED. REP. OF	6,153,039	7,802,495	26.81	3,154,084	5,952,850	88.73
DENMARK	0	749,990	-	0	641,241	-
NORWAY	0	500,000	-	0	462,000	-
SWEDEN	0	1,599,911	-	0	1,406,125	-
ITALY	9,823,803	7,835,931	-20.24	5,978,051	6,832,763	14.30
SPAIN	5,599,884	5,746,918	2.63	3,338,717	5,565,790	66.70
PORTUGAL	499,964	669,000	33.81	252,081	462,864	83.62
GREECE	4,599,982	214,009	-95.35	3,847,968	179,357	-95.34
UKRAINE	25,915,690	1,500,000	-94.21	14,947,570	1,062,500	-92.89
RUSSIA FEDERATION	344,644	8,499,715	2,366.23	238,891	8,252,229	3,354.39
-MINYAK NABATI LAIN	211,678,757	184,236,311	-12.96	128,816,338	149,304,369	15.90
JAPAN	104,458	61,132	-41.48	94,686	131,118	38.48
HONG KONG	0	8,567	-	0	31,775	-
KOREA, REPUBLIC OF	14,454,575	14,232,789	-1.53	7,657,886	12,122,673	58.30
TAIWAN	637,996	924,392	44.89	396,829	800,692	101.77
CHINA	54,985,762	37,628,732	-31.57	32,930,528	29,786,275	-9.55
THAILAND	195,000	392,739	101.40	125,995	374,311	197.08
SINGAPORE	5,093,756	1,470,860	-71.12	3,451,542	1,015,198	-70.59
PHILIPPINES	45,157	514,500	1,039.36	41,436	429,597	936.77
MALAYSIA	40,428,052	55,136,710	36.38	24,977,968	43,835,856	75.50
NEPAL	43,740	0	-100.00	39,706	0	-100.00
VIET NAM	5,686,730	139,940	-97.54	747,990	109,273	-85.39
MALDIVES	6,584	1,110	-83.14	9,331	518	-94.45
INDIA	13,900,201	1,018,950	-92.67	5,399,831	579,028	-89.28
PAKISTAN	431,120	0	-100.00	250,383	0	-100.00
BANGLADESH	778,860	149,960	-80.75	670,131	128,613	-80.81
SRI LANKA	0	999,662	-	0	887,699	-
IRAN (ISLAMIC REPUBLIC OF)	76,000	209,000	175.00	52,800	177,042	235.31
ISRAEL	0	191,051	-	0	168,609	-
KUWAIT	0	35,000	-	0	33,068	-
JORDAN	236,538	71,340	-69.84	194,539	81,442	-58.14
LEBANON	18,620	18,620	0.00	15,455	21,087	36.44
SYRIA ARAB REPUBLIC	265,530	746,818	181.26	225,044	765,437	240.13
TURKEY	0	2,780,000	-	0	2,367,555	-
UNITED ARAB EMIRATES	140,025	214,025	52.85	102,700	218,140	112.41
EGYPT	169,865	750,000	341.53	157,424	686,800	336.27
MOROCCO	399,000	21,000	-94.74	342,148	21,609	-93.68
TUNISIA	980,000	840,956	-14.19	660,000	623,999	-5.45
ALGERIA	2,091,268	1,344,000	-35.73	1,611,061	1,330,806	-17.40
MADAGASCAR	129,000	291,910	126.29	56,438	192,494	241.07
EQUATORIAL GUINEA	131	350	167.18	1,000	3,125	212.50
NIGERIA	0	181,300	-	0	67,980	-
GABON	18,620	0	-100.00	20,907	0	-100.00
COTE D'IVOIRE	0	672	-	0	7,812	-
MAURITANIA	420,000	618,780	47.33	193,200	421,679	118.26
BENIN	148,800	0	-100.00	93,744	0	-100.00
SOUTH AFRICA	1,215,000	307,502	-74.69	647,181	250,220	-61.34
AUSTRALIA	245	1,433	484.90	751	6,394	751.40
NEW ZEALAND	628,310	342,946	-45.42	634,829	339,420	-46.53
NEW CALEDONIA	0	263	-	0	480	-
NORTHERN MARIANA ISLANDS	0	1,176	-	0	3,565	-
TONGA	7,661	0	-100.00	5,974	0	-100.00
EAST TIMOR	737	2,603	253.19	1,395	1,232	-11.68
UNITED STATES	21,632,644	14,133,374	-34.67	14,829,369	10,370,842	-30.07
CANADA	0	1,692	-	0	8,369	-
MEXICO	52,000	0	-100.00	31,639	0	-100.00
VENEZUELA	0	152,000	-	0	137,902	-
ARGENTINA	0	18,126	-	0	15,519	-
UNITED KINGDOM	4,094	3,143	-23.23	20,775	18,460	-11.14
NETHERLANDS	31,458,991	10,673,944	-66.07	19,612,287	8,011,431	-59.15
FRANCE	560	910	62.50	19,712	14,467	-26.61
GERMANY, FED. REP. OF	12	0	-100.00	1,050	0	-100.00
DENMARK	249,984	0	-100.00	150,615	0	-100.00
SWEDEN	799,924	0	-100.00	511,951	0	-100.00
FINLAND	0	16	-	0	194	-
ITALY	0	7,308,480	-	0	5,479,456	-

TABEL 5. PERKEMBANGAN EKSPOR INDONESIA MENURUT KOMODITI DAN NEGARA TUJUAN

JENIS BARANG	BERAT BERSIH (KG)		PERUB %	NILAI FOB (US \$)		PERUB %
	JAN-APR 2009	JAN-APR 2010		JAN-APR 2009	JAN-APR 2010	
(1)	(2)	(3)	(4)	(5)	(6)	(7)
SPAIN	588,829	518	-99.91	296,226	2,128	-99.28
GREECE	17,212	347,995	1,921.82	20,891	295,528	1,314.62
HUNGARY	0	4,861	-	0	4,866	-
ROMANIA	612,433	296,630	-51.57	464,897	264,850	-43.03
BULGARIA	214,164	215,172	0.47	162,159	196,970	21.47
KAZAKHSTAN	130,653	382,358	192.65	112,149	364,287	224.82
UKRAINE	3,601,508	15,595,305	333.02	3,282,828	13,694,306	317.15
UZBEKISTAN	346,426	315,388	-8.96	316,940	334,477	5.53
LATVIA	27,755	33,511	20.74	22,561	34,291	51.99
GEORGIA	85,931	153,087	78.15	75,145	153,558	104.35
CROATIA	0	15,000	-	0	13,756	-
MALTA	12	23	91.67	163	296	81.60
SLOVENIA	96,663	126,500	30.87	61,172	111,936	82.99
CZECH REPUBLIC	405	0	-100.00	4,036	0	-100.00
RUSSIA FEDERATION	8,021,216	12,807,490	59.67	7,008,941	11,753,859	67.70
-STEARIN	49,957,855	65,958,368	32.03	30,000,243	59,473,555	98.24
JAPAN	635,436	1,328,977	109.14	455,329	1,277,092	180.48
HONG KONG	52,500	51,500	-1.90	31,850	52,779	65.71
KOREA, REPUBLIC OF	3,007,322	8,392,289	179.06	1,859,198	7,528,186	304.92
TAIWAN	4,838,813	6,838,418	41.32	3,011,390	6,245,972	107.41
CHINA	19,745,497	16,138,003	-18.27	11,438,583	14,179,390	23.96
THAILAND	1,976,270	2,917,845	47.64	1,251,742	2,682,433	114.30
SINGAPORE	358,006	179,160	-49.96	254,863	166,520	-34.66
PHILIPPINES	472,200	985,359	108.67	289,527	882,394	204.77
MALAYSIA	1,111,932	0	-100.00	568,373	0	-100.00
MYANMAR (FORM. BURMA)	32,000	255,500	698.44	17,693	232,741	1,215.44
VIET NAM	798,997	1,299,298	62.62	474,093	1,229,776	159.40
INDIA	337,786	1,301,170	285.21	200,410	1,164,517	481.07
PAKISTAN	102,000	0	-100.00	58,980	0	-100.00
BANGLADESH	2,698,000	2,029,000	-24.80	1,563,879	1,787,225	14.28
SRI LANKA	68,451	183,640	168.28	40,328	169,856	321.19
IRAN (ISLAMIC REPUBLIC OF)	162,000	1,134,000	600.00	108,653	1,044,349	861.18
SAUDI ARABIA	0	312,000	-	0	279,996	-
ISRAEL	24,000	0	-100.00	16,560	0	-100.00
JORDAN	5,794	80,000	1,280.74	5,068	80,783	1,493.98
YEMEN	0	17,000	-	0	17,645	-
SYRIA ARAB REPUBLIC	264,963	0	-100.00	155,692	0	-100.00
TURKEY	4,695,540	8,779,868	86.98	3,120,412	8,143,101	160.96
UNITED ARAB EMIRATES	68,000	0	-100.00	42,160	0	-100.00
EGYPT	181,500	384,500	111.85	87,998	372,073	322.82
KENYA	68,585	84,999	23.93	40,055	74,625	86.31
MOZAMBIQUE	0	17,500	-	0	19,075	-
TOGO	0	234,000	-	0	210,600	-
GHANA	34,000	34,000	0.00	19,312	30,770	59.33
NIGERIA	85,000	87,000	2.35	55,500	84,330	51.95
COTE D'IVOIRE	68,000	0	-100.00	38,624	0	-100.00
SOUTH AFRICA	238,999	246,365	3.08	149,569	230,896	54.37
AUSTRALIA	15,467	83,085	437.18	12,242	77,029	529.22
NEW ZEALAND	0	17,000	-	0	13,175	-
UNITED STATES	437,789	398,105	-9.06	314,720	375,783	19.40
CANADA	42,000	33,000	-21.43	24,676	32,815	32.98
CHILE	40,849	0	-100.00	25,748	0	-100.00
VENEZUELA	34,000	16,500	-51.47	20,740	16,170	-22.03
ARGENTINA	0	14,000	-	0	12,194	-
COLOMBIA	35,000	0	-100.00	23,275	0	-100.00
ECUADOR	17,000	54,000	217.65	10,880	52,290	380.61
PERU	17,000	0	-100.00	9,180	0	-100.00
UNITED KINGDOM	192,000	139,999	-27.08	138,984	116,093	-16.47
NETHERLANDS	5,959,837	10,419,633	74.83	3,407,157	9,229,908	170.90
FRANCE	72,000	24,000	-66.67	45,720	21,769	-52.39
GERMANY, FED. REP. OF	67,000	314,000	368.66	44,628	280,554	528.65
BELGIUM	51,000	0	-100.00	28,050	0	-100.00
ITALY	49,000	24,000	-51.02	33,302	21,600	-35.14
SPAIN	407,999	397,999	-2.45	251,790	372,209	47.83
PORTUGAL	99,999	67,999	-32.00	63,304	57,217	-9.62
GREECE	0	80,000	-	0	64,400	-
POLAND	0	117,999	-	0	117,652	-
BULGARIA	36,324	63,953	76.06	28,240	65,908	133.39
UKRAINE	34,000	69,998	105.88	21,335	66,295	210.73
ESTONIA	0	17,500	-	0	17,938	-
SLOVENIA	0	30,498	-	0	27,920	-
RUSSIA FEDERATION	218,000	263,709	20.97	140,431	247,512	76.25
-ASAM BERLEMAK LAIN	227,237,707	203,130,749	-10.61	114,706,667	164,765,919	43.64
JAPAN	2,834,764	2,996,859	5.72	2,255,104	3,128,799	38.74
HONG KONG	2,880	54,390	1,788.54	3,271	24,476	648.27
KOREA, REPUBLIC OF	25,254,090	2,741,232	-89.15	9,156,190	2,939,814	-67.89

TABEL 5. PERKEMBANGAN EKSPOR INDONESIA MENURUT KOMODITI DAN NEGARA TUJUAN

JENIS BARANG	BERAT BERSIH (KG)		PERUB	NILAI FOB (US \$)		PERUB
	JAN-APR 2009	JAN-APR 2010	%	JAN-APR 2009	JAN-APR 2010	%
(1)	(2)	(3)	(4)	(5)	(6)	(7)
TAIWAN	834,066	1,447,840	73.59	733,122	1,400,579	91.04
CHINA	15,617,241	18,160,663	16.29	11,633,578	16,281,385	39.95
THAILAND	2,208,367	1,335,670	-39.52	2,835,217	1,639,757	-42.16
SINGAPORE	7,517,578	14,990,664	99.41	5,298,699	16,301,804	207.66
PHILIPPINES	892,281	2,975,784	233.50	673,513	2,494,185	270.32
MALAYSIA	8,204,949	4,265,985	-48.01	5,499,619	3,089,637	-43.82
VIET NAM	39,433	56,630	43.61	26,306	14,588	-44.54
INDIA	37,910,956	46,492,031	22.63	17,176,961	28,527,178	66.08
PAKISTAN	9,642,915	3,321,150	-65.56	3,073,569	852,508	-72.26
BANGLADESH	1,522,919	654,462	-57.03	588,938	280,314	-52.40
SRI LANKA	5,493,060	1,925,240	-64.95	3,820,471	1,763,350	-53.84
IRAN (ISLAMIC REPUBLIC OF)	729,605	37,380	-94.88	684,374	41,841	-93.89
SAUDI ARABIA	180	0	-100.00	200	0	-100.00
JORDAN	40,085	86,400	115.54	38,593	90,936	135.63
TURKEY	649,505	3,155,226	385.79	547,830	2,089,856	281.48
UNITED ARAB EMIRATES	0	59,200	-	0	80,900	-
EGYPT	3,722,803	4,336,270	16.48	1,216,974	2,917,759	139.76
TUNISIA	705,000	1,249,946	77.30	244,988	834,214	240.51
TANZANIA, UNITED REPUBLIC OF	1,950,000	0	-100.00	797,000	0	-100.00
MADAGASCAR	110,000	109,270	-0.66	39,600	52,962	33.74
MOZAMBIQUE	88,000	796,000	804.55	31,680	415,005	1,209.99
TOGO	154,000	42,000	-72.73	52,470	31,500	-39.97
ANGOLA	0	2,523,000	-	0	1,589,390	-
COTE D'IVOIRE	0	2,876	-	0	4,020	-
SENEGAL	110,000	2,010,000	1,727.27	39,050	1,264,950	3,139.31
MAURITANIA	1,000,000	3,019,943	201.99	320,000	1,840,475	475.15
MALI	0	220,000	-	0	145,475	-
DJIBOUTI	355,200	116,199	-67.29	175,824	87,024	-50.51
SOUTH AFRICA	3,228,066	3,004,900	-6.91	1,705,398	1,939,170	13.71
MALAWI	1,621,420	1,101,019	-32.10	594,558	718,809	20.90
AUSTRALIA	438,369	312,091	-28.81	463,873	394,858	-14.88
NEW ZEALAND	7,600	10,723	41.09	6,992	9,044	29.35
UNITED STATES	5,355,677	6,961,874	29.99	5,673,477	8,591,382	51.43
MEXICO	141,370	664,850	370.29	122,805	781,292	536.21
GUATEMALA	1,520	0	-100.00	1,550	0	-100.00
ARGENTINA	507,715	265,277	-47.75	403,277	253,228	-37.21
BRAZIL	2,009,250	476,610	-76.28	1,890,553	479,571	-74.63
COLOMBIA	94,710	95,650	0.99	88,568	133,735	51.00
URUGUAY	14,400	0	-100.00	13,997	0	-100.00
ECUADOR	15,200	0	-100.00	13,072	0	-100.00
UNITED KINGDOM	45,600	228,000	400.00	42,408	273,281	544.41
NETHERLANDS	20,282,647	31,137,006	53.52	13,317,269	34,895,877	162.03
FRANCE	40,410	0	-100.00	79,325	0	-100.00
GERMANY, FED. REP. OF	793,911	1,576,008	98.51	1,112,168	1,420,529	27.73
BELGIUM	35,548	120,420	238.75	55,107	123,431	123.98
SWEDEN	9,999,790	0	-100.00	2,989,937	0	-100.00
ITALY	20,408,803	569,730	-97.21	7,067,732	512,168	-92.75
SPAIN	33,081,824	37,396,281	13.04	11,556,153	23,978,633	107.50
BULGARIA	0	12,000	-	0	14,268	-
UKRAINE	1,524,000	0	-100.00	545,307	0	-100.00
LITHUANIA	0	16,000	-	0	21,962	-
-ALAT LISTRIK	130,262,342	171,864,513	31.94	1,238,380,894	1,895,682,486	53.08
JAPAN	12,005,820	15,922,042	32.62	176,345,405	287,736,173	63.17
HONG KONG	2,137,915	3,650,027	70.73	35,459,181	71,376,973	101.29
KOREA, REPUBLIC OF	1,269,807	2,480,703	95.36	22,489,416	56,743,412	152.31
TAIWAN	572,998	1,576,062	175.06	9,319,565	23,151,542	148.42
CHINA	1,489,066	3,049,567	104.80	23,921,524	51,213,122	114.09
PAPUA NEW GUINEA	1,962,277	1,273,135	-35.12	3,550,204	2,464,228	-30.59
THAILAND	5,540,320	7,838,502	41.48	34,877,124	62,783,326	80.01
SINGAPORE	9,446,426	18,243,950	93.13	312,552,450	506,492,844	62.05
PHILIPPINES	6,360,840	7,875,670	23.81	40,526,756	45,344,722	11.89
MALAYSIA	8,790,511	10,519,010	19.66	54,845,686	71,098,718	29.63
MYANMAR (FORM. BURMA)	230,984	604,201	161.58	578,823	2,570,429	344.08
CAMBODIA	21,031	16,179	-23.07	49,272	49,096	-0.36
BRUNEI DARUSSALAM	223,335	774,679	246.87	892,785	4,519,656	406.24
LAO PEOPLE'S DEMOCRATIC REPUBLIC	0	800	-	0	19,205	-
NEPAL	14	1,043	7,350.00	745	17,203	2,209.13
BHUTAN	0	1,135,847	-	0	3,126,038	-
VIET NAM	4,311,471	5,027,426	16.61	24,224,142	23,627,975	-2.46
MALDIVES	40,299	11,133	-72.37	156,439	32,112	-79.47
INDIA	7,004,607	12,333,101	76.07	19,798,509	35,659,343	80.11
PAKISTAN	574,181	719,729	25.35	1,991,246	1,786,534	-10.28
BANGLADESH	84,618	31,743	-62.49	368,448	169,147	-54.09
SRI LANKA	718,199	644,537	-10.26	1,989,175	2,927,740	47.18
AFGHANISTAN	135,961	0	-100.00	332,349	0	-100.00
IRAQ	37,343	5,802	-84.46	78,515	39,960	-49.11
IRAN (ISLAMIC REPUBLIC OF)	586,693	392,695	-33.07	3,807,689	3,527,339	-7.36

TABEL 5. PERKEMBANGAN EKSPOR INDONESIA MENURUT KOMODITI DAN NEGARA TUJUAN

JENIS BARANG	BERAT BERSIH (KG)		PERUB	NILAI FOB (US \$)		PERUB
	JAN-APR 2009	JAN-APR 2010	%	JAN-APR 2009	JAN-APR 2010	%
	(1)	(2)	(3)	(4)	(5)	(6)
SAUDI ARABIA	2,731,860	2,183,614	-20.07	8,052,814	5,621,942	-30.19
ISRAEL	87,786	9,221	-89.50	394,652	114,581	-70.97
KUWAIT	329,223	411,307	24.93	930,564	1,333,935	43.35
JORDAN	135,804	142,985	5.29	376,232	426,742	13.43
LEBANON	500,011	543,489	8.70	1,315,745	1,653,826	25.70
YEMEN	333,535	462,828	38.76	863,999	1,644,571	90.34
OMAN	359,771	709,284	97.15	1,151,727	2,885,942	150.58
SYRIA ARAB REPUBLIC	23,255	309,591	1,231.29	67,968	703,140	934.52
TURKEY	615,329	401,126	-34.81	1,704,466	1,136,419	-33.33
UNITED ARAB EMIRATES	6,003,082	3,710,231	-38.19	21,196,344	22,285,389	5.14
QATAR	597,748	529,786	-11.37	1,682,789	1,758,156	4.48
BAHRAIN	143,364	135,166	-5.72	281,111	539,973	92.09
CYPRUS	50,811	49,842	-1.91	109,293	156,854	43.52
EGYPT	1,431,434	703,351	-50.86	5,710,796	1,601,559	-71.96
LIBYAN ARAB JAMAHIRIYA	154,363	212,045	37.37	344,759	975,396	182.92
MOROCCO	311,871	248,377	-20.36	1,086,166	1,029,913	-5.18
TUNISIA	129,187	185,188	43.35	702,281	760,321	8.26
ALGERIA	717,180	2,162,544	201.53	4,264,016	9,555,001	124.08
SUDAN	3,925,715	4,475,401	14.00	8,329,656	11,914,294	43.03
ERITREA	0	193,877	-	0	361,374	-
ETHIOPIA	250,136	450,054	79.92	663,575	1,549,553	133.52
TANZANIA, UNITED REPUBLIC OF	392,497	184,047	-53.11	929,837	509,595	-45.20
MADAGASCAR	964	21,972	2,179.25	5,511	243,275	4,314.35
SOMALIA	0	15,303	-	0	51,672	-
KENYA	466,253	517,838	11.06	1,554,514	1,260,163	-18.94
REUNION	0	78	-	0	72	-
MOZAMBIQUE	127,326	309,432	143.02	279,878	664,606	137.46
BOTSWANA	84	0	-100.00	357	0	-100.00
EQUATORIAL GUINEA	95,164	43,194	-54.61	179,566	83,470	-53.52
TOGO	78,187	124,834	59.66	711,016	378,739	-46.73
GHANA	300,929	372,770	23.87	660,141	920,666	39.47
LIBERIA	38,546	29,821	-22.64	89,390	63,612	-28.84
GUINEA	90,963	33,032	-63.69	333,290	24,575	-92.63
ANGOLA	62,263	77,471	24.43	202,750	361,410	78.25
CONGO	21,790	22,052	1.20	48,171	64,725	34.37
CAMEROON	119,357	48,473	-59.39	229,969	151,038	-34.32
NIGERIA	849,179	514,956	-39.36	2,334,409	1,805,898	-22.64
GABON	8,627	696	-91.93	32,124	3,792	-88.20
COTE D'IVOIRE	101,201	132,210	30.64	910,175	695,602	-23.57
SENEGAL	81,521	70,014	-14.12	124,224	92,305	-25.69
MAURITANIA	0	149,370	-	0	339,140	-
MALI	0	70,956	-	0	58,250	-
BENIN	217,767	172,353	-20.85	459,179	433,666	-5.56
BURKINA FASO	3,756	0	-100.00	7,660	0	-100.00
GUINEA BISSAU	0	157	-	0	782	-
GAMBIA	137	0	-100.00	182	0	-100.00
UGANDA	68,805	25,460	-63.00	192,557	133,299	-30.77
NIGER	4,359	0	-100.00	9,363	0	-100.00
DJIBOUTI	324,092	239,517	-26.10	812,507	810,805	-0.21
SAO TOME AND PRINCIPE	704	0	-100.00	250	0	-100.00
SOUTH AFRICA	634,230	965,969	52.31	2,373,512	4,986,542	110.09
ZIMBABWE	0	2,435	-	0	23,620	-
ZAMBIA	25	161	544.00	123	2,111	1,616.26
MALAWI	0	2,671	-	0	11,097	-
BURUNDI	23,265	14,894	-35.98	52,219	56,263	7.74
MAURITIUS	3,538	364,601	10,205.29	7,371	1,063,090	14,322.60
AUSTRALIA	3,840,060	2,864,905	-25.39	28,031,999	25,764,084	-8.09
NEW ZEALAND	936,594	835,063	-10.84	7,729,262	6,756,311	-12.59
NEW CALEDONIA	632	2,736	332.91	1,308	13,021	895.49
VANUATU	1,217	78,270	6,331.39	3,719	150,662	3,951.14
WALLIS AND FUTUNA ISLANDS	0	4,105	-	0	16,659	-
AMERICAN SAMOA	0	710	-	0	4,220	-
FIJI	120,919	81,003	-33.01	308,474	201,005	-34.84
KIRIBATI	146	0	-100.00	5,690	0	-100.00
SAMOA	45,949	230,940	402.60	152,215	1,548,639	917.40
SOLOMON ISLANDS	103,267	183,226	77.43	250,358	426,156	70.22
TONGA	10,678	10,190	-4.57	24,052	23,270	-3.25
EAST TIMOR	667,205	666,527	-0.10	1,050,328	878,121	-16.40
UNITED STATES	11,619,228	14,483,749	24.65	145,709,068	204,853,468	40.59
CANADA	417,090	367,293	-11.94	3,089,401	1,860,855	-39.77
MEXICO	1,569,616	2,771,804	76.59	13,885,362	13,056,963	-5.97
GUATEMALA	260,909	354,782	35.98	299,320	484,286	61.80
NICARAGUA	53,951	14,959	-72.27	178,977	75,513	-57.81
PANAMA	50,478	48,390	-4.14	221,468	267,142	20.62
SURINAME	39,384	66,295	68.33	108,713	232,352	113.73
CHILE	621,956	870,456	39.95	1,710,381	2,405,768	40.66
VENEZUELA	260,058	259,441	-0.24	2,349,142	1,917,055	-18.39
ARGENTINA	427,497	312,935	-26.80	2,078,239	1,563,776	-24.75

TABEL 5. PERKEMBANGAN EKSPOR INDONESIA MENURUT KOMODITI DAN NEGARA TUJUAN

JENIS BARANG	BERAT BERSIH (KG)		PERUB	NILAI FOB (US \$)		PERUB
	JAN-APR 2009	JAN-APR 2010	%	JAN-APR 2009	JAN-APR 2010	%
(1)	(2)	(3)	(4)	(5)	(6)	(7)
BRAZIL	1,251,353	3,379,669	170.08	5,744,309	18,556,423	223.04
COLOMBIA	333,275	601,809	80.57	726,572	1,724,514	137.35
BOLIVIA	89,391	0	-100.00	180,601	0	-100.00
URUGUAY	0	90,623	-	0	392,704	-
PARAGUAY	62,364	0	-100.00	125,230	0	-100.00
ECUADOR	169,196	326,685	93.08	372,961	686,793	84.15
PERU	85,064	103,561	21.74	366,090	486,487	32.89
TRINIDAD AND TOBAGO	84,219	32,197	-61.77	164,197	100,203	-38.97
JAMAICA	52,295	18,284	-65.04	135,954	67,606	-50.27
DOMINICAN REPUBLIC	67,345	0	-100.00	175,327	0	-100.00
COSTA RICA	18,886	50,334	166.51	50,956	281,081	451.62
HAITI	18,277	38,993	113.34	46,035	129,192	180.64
ARUBA	2,155	0	-100.00	9,900	0	-100.00
FRENCH POLYNESIA	3,350	17,489	422.06	18,092	64,709	257.67
GRENADA	15,754	0	-100.00	31,371	0	-100.00
NETHERLANDS ANTILLES	28,296	0	-100.00	76,086	0	-100.00
SAINT LUCIA	0	21,415	-	0	61,961	-
SAN MARINO	9,666	0	-100.00	123,600	0	-100.00
UNITED KINGDOM	7,982,088	9,302,591	16.54	18,844,029	58,578,319	210.86
NETHERLANDS	1,587,474	2,077,427	30.86	10,350,383	15,599,462	50.71
FRANCE	1,549,136	2,022,537	30.56	57,197,156	71,645,432	25.26
GERMANY, FED. REP. OF	915,472	1,110,912	21.35	15,357,906	21,471,040	39.80
AUSTRIA	22,130	8,871	-59.91	686,368	620,907	-9.54
BELGIUM	642,642	957,751	49.03	2,231,403	4,291,010	92.30
SWITZERLAND	195,940	49,798	-74.59	1,078,132	451,875	-58.09
DENMARK	94,639	22,167	-76.58	7,237,253	747,741	-89.67
NORWAY	18,275	7,412	-59.44	95,705	40,641	-57.54
SWEDEN	184,092	327,452	77.87	5,582,573	6,182,449	10.75
FINLAND	3,558	3,672	3.20	115,274	84,887	-26.36
IRELAND	18,792	931	-95.05	74,189	76,807	3.53
ITALY	1,314,199	1,088,470	-17.18	8,348,344	5,930,715	-28.96
SPAIN	2,631,401	4,287,756	62.95	10,092,920	17,419,818	72.59
PORTUGAL	192,960	257,417	33.40	373,196	737,819	97.70
GREECE	1,423,787	1,307,554	-8.16	3,622,800	3,928,490	8.44
DEMOCRATIC REPUBLIC OF THE CONGO	13,878	86,431	522.79	20,854	210,216	908.04
HUNGARY	15,430	111,598	623.25	338,463	1,889,738	458.33
POLAND	538,405	557,470	3.54	21,546,041	19,718,502	-8.48
ROMANIA	43,378	213	-99.51	507,433	62,808	-87.62
BULGARIA	1	77,173	7,717,200.00	173	530,747	306,690.17
AZERBAIJAN	100	1	-99.00	11,821	25	-99.79
BELARUS	0	39	-	0	3,910	-
KAZAKHSTAN	176	62	-64.77	3,190	654	-79.50
UKRAINE	49,595	199,808	302.88	173,618	711,162	309.61
LITHUANIA	1	49,363	4,936,200.00	40	141,120	352,700.00
ESTONIA	0	23,300	-	0	1,027,064	-
SLOVAKIA	218,526	301,077	37.78	5,913,681	7,218,187	22.06
CZECH REPUBLIC	451,171	1,380,469	205.97	11,026,353	28,229,877	156.02
RUSSIA FEDERATION	325,666	172,326	-47.09	2,092,193	3,300,467	57.75
-DIODE TRANSISTOR	345,617	289,316	-16.29	29,911,120	68,896,727	130.34
JAPAN	36,332	50,810	39.85	14,017,726	21,520,936	53.53
HONG KONG	19,709	34,018	72.60	5,225,935	23,769,669	354.84
KOREA, REPUBLIC OF	2,707	845	-68.78	322,043	383,681	19.14
TAIWAN	1,710	3,716	117.31	473,875	893,685	88.59
CHINA	3,233	19,843	513.76	1,536,357	13,484,619	777.70
THAILAND	1,137	3,622	218.56	5,378	34,576	542.92
SINGAPORE	163,868	151,049	-7.82	4,398,897	5,724,744	30.14
PHILIPPINES	2,188	3,095	41.45	303,723	742,224	144.38
MALAYSIA	20,498	10,294	-49.78	609,142	291,317	-52.18
VIET NAM	239	15	-93.72	2,353	689	-70.72
INDIA	4	0	-100.00	219	0	-100.00
PAKISTAN	981	0	-100.00	2,877	0	-100.00
SRI LANKA	141	0	-100.00	588	0	-100.00
IRAN (ISLAMIC REPUBLIC OF)	87,572	0	-100.00	1,029,847	0	-100.00
YEMEN	0	40	-	0	127	-
UNITED ARAB EMIRATES	8	14	75.00	391	908	132.23
TOGO	0	294	-	0	9,329	-
AUSTRALIA	17	1	-94.12	1,052	1	-99.90
SAMOA	0	2,272	-	0	23,600	-
UNITED STATES	1,463	3,534	141.56	496,729	559,862	12.71
CANADA	4	0	-100.00	15,900	0	-100.00
MEXICO	2,056	0	-100.00	482,904	0	-100.00
BRAZIL	9	32	255.56	406	569	40.15
UNITED KINGDOM	277	1,004	262.45	43,254	115,923	168.01
FRANCE	9	1	-88.89	640	48	-92.50
GERMANY, FED. REP. OF	1,436	3,696	157.38	923,628	1,307,381	41.55
BELGIUM	1	4	300.00	2	35	1,650.00
NORWAY	1	0	-100.00	724	0	-100.00

TABEL 5. PERKEMBANGAN EKSPOR INDONESIA MENURUT KOMODITI DAN NEGARA TUJUAN

JENIS BARANG	BERAT BERSIH (KG)		PERUB %	NILAI FOB (US \$)		PERUB %	
	JAN-APR 2009	JAN-APR 2010		JAN-APR 2009	JAN-APR 2010		
	(1)	(2)	(3)	(4)	(5)	(6)	(7)
FINLAND		17	0	-100.00	16,530	0	-100.00
IRELAND		0	1	-	0	190	-
PORTUGAL		0	1,070	-	0	23,562	-
HUNGARY		0	24	-	0	2,483	-
ROMANIA		0	3	-	0	822	-
SLOVAKIA		0	18	-	0	5,745	-
RUSSIA FEDERATION		0	1	-	0	2	-
-AUDIO VISUAL	40,046,502	46,904,905	17.13	944,000,568	1,217,657,526	28.99	
JAPAN	2,149,736	2,232,654	3.86	70,122,176	67,870,053	-3.21	
HONG KONG	730,316	1,023,919	40.20	48,256,501	73,092,762	51.47	
KOREA, DEMOCRATIC PEOPLE'S REPUB	862	0	-100.00	114,938	0	-100.00	
KOREA, REPUBLIC OF	830,597	1,275,731	53.59	44,971,564	61,874,513	37.59	
TAIWAN	99,541	201,095	102.02	1,345,809	3,183,474	136.55	
CHINA	570,079	883,637	55.00	37,106,891	50,108,014	35.04	
MACAU	4,900	0	-100.00	137,073	0	-100.00	
PAPUA NEW GUINEA	12,533	15,851	26.47	65,322	48,960	-25.05	
THAILAND	1,982,129	3,196,918	61.29	17,098,904	28,673,169	67.69	
SINGAPORE	3,317,920	4,140,890	24.80	104,537,646	87,933,351	-15.88	
PHILIPPINES	2,186,784	2,870,657	31.27	14,434,232	116,713,380	708.59	
MALAYSIA	1,954,975	1,808,778	-7.48	26,481,357	30,776,519	16.22	
MYANMAR (FORM. BURMA)	91,523	0	-100.00	382,431	0	-100.00	
CAMBODIA	20,225	0	-100.00	136,224	0	-100.00	
BRUNEI DARUSSALAM	12,376	4,197	-66.09	37,435	28,640	-23.49	
NEPAL	16,443	10,037	-38.96	78,479	81,010	3.23	
VIET NAM	328,076	621,134	89.33	4,090,992	9,596,639	134.58	
MALDIVES	0	805	-	0	5,419	-	
INDIA	631,053	817,486	29.54	8,007,670	19,483,543	143.31	
PAKISTAN	70,528	18,134	-74.29	403,031	114,731	-71.53	
BANGLADESH	2,639	18,983	619.33	9,514	276,599	2,807.28	
SRI LANKA	59,641	130,882	119.45	440,978	1,226,271	178.08	
IRAQ	16,331	43,765	167.99	495,132	1,294,271	161.40	
IRAN (ISLAMIC REPUBLIC OF)	548,277	223,983	-59.15	7,432,746	2,986,921	-59.81	
SAUDI ARABIA	746,592	737,003	-1.28	5,844,791	6,284,676	7.53	
ISRAEL	213,807	218,100	2.01	5,463,168	4,214,971	-22.85	
KUWAIT	83,357	53,156	-36.23	1,908,585	1,009,001	-47.13	
JORDAN	123,095	22,291	-81.89	651,525	516,054	-20.79	
LEBANON	27,389	43,534	58.95	396,587	908,213	129.01	
YEMEN	78,117	37,715	-51.72	193,119	104,607	-45.83	
OMAN	27,519	32,759	19.04	301,281	564,433	87.34	
SYRIA ARAB REPUBLIC	122,566	36,685	-70.07	769,037	745,312	-3.09	
TURKEY	209,567	287,984	37.42	5,100,771	6,285,757	23.23	
UNITED ARAB EMIRATES	1,683,538	2,277,163	35.26	22,663,357	31,394,683	38.53	
QATAR	49,303	74,942	52.00	1,132,904	1,505,969	32.93	
BAHRAIN	6,067	4,959	-18.26	123,532	113,631	-8.01	
CYPRUS	0	272	-	0	42,158	-	
EGYPT	86,776	280,390	223.12	1,576,526	4,159,191	163.82	
LIBYAN ARAB JAMAHIRIYA	20,216	9,254	-54.22	415,310	86,406	-79.19	
MOROCCO	294,999	93,235	-68.39	2,899,051	846,191	-70.81	
TUNISIA	7,517	5,322	-29.20	112,687	50,973	-54.77	
ALGERIA	2,504	38,064	1,420.13	61,000	822,134	1,247.76	
SUDAN	16,974	0	-100.00	89,807	0	-100.00	
ETHIOPIA	41,961	14,562	-65.30	158,276	41,120	-74.02	
TANZANIA, UNITED REPUBLIC OF	16,278	33,502	105.81	54,752	372,255	579.89	
KENYA	45,992	69,715	51.58	666,336	715,672	7.40	
MOZAMBIQUE	9,500	0	-100.00	44,000	0	-100.00	
EQUATORIAL GUINEA	38	0	-100.00	2,509	0	-100.00	
TOGO	431	1,509	250.12	840	2,103	150.36	
GHANA	157,155	130,922	-16.69	617,822	768,835	24.44	
LIBERIA	3	0	-100.00	126	0	-100.00	
GUINEA	272	0	-100.00	367	0	-100.00	
ANGOLA	102,901	472	-99.54	662,439	17,383	-97.38	
CONGO	0	184	-	0	300	-	
CAMEROON	3,888	308	-92.08	555,194	612	-99.89	
NIGERIA	913,816	406,987	-55.46	6,172,513	1,851,629	-70.00	
GABON	592	0	-100.00	300	0	-100.00	
COTE D'IVOIRE	0	2,742	-	0	35,206	-	
SENEGAL	0	9,469	-	0	135,753	-	
MAURITANIA	23,310	11,655	-50.00	58,830	30,631	-47.93	
GUINEA BISSAU	0	861	-	0	4,279	-	
GAMBIA	558	108	-80.65	545	16	-97.06	
UGANDA	0	8	-	0	526	-	
CENTRAL AFRICAN REPUBLIC	0	30	-	0	10,461	-	
SAO TOME AND PRINCIPE	914	0	-100.00	811	0	-100.00	
SWAZILAND	0	1,161	-	0	1,500	-	
SOUTH AFRICA	194,155	203,065	4.59	2,789,535	4,636,670	66.22	
COMOROS	0	1,387	-	0	4,172	-	
BURUNDI	0	2	-	0	80	-	

TABEL 5. PERKEMBANGAN EKSPOR INDONESIA MENURUT KOMODITI DAN NEGARA TUJUAN

JENIS BARANG	BERAT BERSIH (KG)		PERUB %	NILAI FOB (US \$)		PERUB %
	JAN-APR 2009	JAN-APR 2010		JAN-APR 2009	JAN-APR 2010	
(1)	(2)	(3)	(4)	(5)	(6)	(7)
MAURITIUS	24,123	13,255	-45.05	162,151	360,923	122.58
VIRGIN ISLANDS (BRITISH)	4	0	-100.00	26,908	0	-100.00
AUSTRALIA	2,053,779	1,890,970	-7.93	41,197,519	52,551,831	27.56
NEW ZEALAND	110,404	133,287	20.73	2,564,983	4,160,439	62.20
NEW CALEDONIA	3,292	0	-100.00	12,975	0	-100.00
FIJI	1,063	1,060	-0.28	20,159	7,494	-62.83
TONGA	0	19,821	-	0	9,180	-
EAST TIMOR	301,338	332,060	10.20	1,016,991	772,322	-24.06
UNITED STATES	4,781,462	5,025,518	5.10	156,991,766	159,111,783	1.35
CANADA	233,713	383,287	64.00	9,526,238	10,592,466	11.19
MEXICO	526,254	646,064	22.77	15,365,036	17,886,659	16.41
GUATEMALA	2,562	13,117	411.98	17,219	335,822	1,850.30
HONDURAS	4,373	3,364	-23.07	72,739	66,055	-9.19
PANAMA	178,851	275,085	53.81	2,794,297	8,333,714	198.24
CHILE	77,658	90,029	15.93	530,992	2,211,953	316.57
VENEZUELA	1,929	12,560	551.11	52,302	386,969	639.87
ARGENTINA	141,970	395,951	178.90	1,535,529	4,369,705	184.57
BRAZIL	423,770	806,935	90.42	7,495,228	14,719,400	96.38
COLOMBIA	25,329	75,154	196.71	607,791	2,936,690	383.17
URUGUAY	1,618	2,899	79.17	26,761	100,278	274.72
PARAGUAY	0	14,578	-	0	374,256	-
ECUADOR	15,588	20	-99.87	236,254	298	-99.87
PERU	2,592	41,416	1,497.84	357,034	1,921,639	438.22
PUERTO RICO	8,009	0	-100.00	330,769	0	-100.00
EL SALVADOR	0	51	-	0	6,923	-
COSTA RICA	38	2,099	5,423.68	6,698	24,960	272.65
CAPE VERDE	0	2,468	-	0	35,206	-
FRENCH POLYNESIA	2,305	0	-100.00	13,276	0	-100.00
UNITED KINGDOM	1,012,749	727,835	-28.13	23,343,227	19,370,954	-17.02
NETHERLANDS	943,589	812,109	-13.93	45,472,634	26,417,121	-41.91
FRANCE	1,060,317	1,348,909	27.22	23,168,945	32,188,660	38.93
GERMANY, FED. REP. OF	1,474,974	2,445,854	65.82	39,663,409	70,196,213	76.98
AUSTRIA	183,410	190,761	4.01	3,091,140	4,352,168	40.79
BELGIUM	1,341,747	2,066,842	54.04	14,391,318	45,892,647	218.89
SWITZERLAND	17,432	96,953	456.18	449,910	2,114,991	370.09
MONACO	0	1,081	-	0	156,756	-
DENMARK	34,685	15,772	-54.53	1,043,360	230,191	-77.94
NORWAY	3,271	9,577	192.79	4,553	17,249	278.85
SWEDEN	460,000	384,488	-16.42	7,791,635	7,940,652	1.91
FINLAND	7,514	110,007	1,364.03	52,320	956,368	1,727.92
IRELAND	58	48	-17.24	1,282	636	-50.39
ITALY	692,392	608,617	-12.10	18,124,844	19,633,456	8.32
SPAIN	491,178	511,922	4.22	12,014,985	14,198,472	18.17
PORTUGAL	219,263	129,404	-40.98	3,629,605	2,346,592	-35.35
GREECE	90,829	98,053	7.95	1,353,511	2,043,353	50.97
DEMOCRATIC REPUBLIC OF THE CONGO	24,856	28,331	13.98	69,240	85,240	23.11
HUNGARY	323,892	301,365	-6.96	5,869,953	9,502,522	61.88
POLAND	523,406	571,377	9.17	22,971,524	23,982,072	4.40
ROMANIA	67,682	71,100	5.05	777,823	744,728	-4.25
BULGARIA	39,960	227	-99.43	214,026	15,312	-92.85
YUGOSLAVIA	14,059	0	-100.00	155,870	0	-100.00
AZERBAIJAN	0	110	-	0	21,537	-
KAZAKHSTAN	30,435	36,419	19.66	589,867	836,602	41.83
UKRAINE	1,503	4,609	206.65	35,983	360,488	901.83
UZBEKISTAN	0	9	-	0	28	-
LATVIA	19,237	40,776	111.97	290,035	466,870	60.97
ESTONIA	0	15,990	-	0	622,829	-
GEORGIA	0	546	-	0	51,080	-
CROATIA	0	1,950	-	0	72,241	-
SLOVAKIA	332,327	738,629	122.26	10,632,784	9,687,593	-8.89
SLOVENIA	0	216	-	0	1,660	-
CZECH REPUBLIC	656,682	363,965	-44.58	16,221,482	6,951,043	-57.15
RUSSIA FEDERATION	107,880	308,993	186.42	3,938,410	11,270,435	186.17
-FOTOGRAFI DAN OPTIK	1,000,639	1,025,591	2.49	58,897,516	58,591,055	-0.52
JAPAN	45,356	52,003	14.66	5,952,054	7,402,672	24.37
HONG KONG	73,935	30,733	-58.43	913,796	2,482,071	171.62
KOREA, REPUBLIC OF	5,256	6,148	16.97	105,302	157,551	49.62
TAIWAN	242	2,828	1,068.60	12,027	149,600	1,143.87
CHINA	12,095	4,106	-66.05	779,367	347,681	-55.39
PAPUA NEW GUINEA	2	6	200.00	48	82	70.83
THAILAND	15,720	23,839	51.65	328,031	814,985	148.45
SINGAPORE	330,612	215,655	-34.77	35,183,451	34,313,336	-2.47
PHILIPPINES	2,756	13,341	384.07	34,936	81,051	132.00
MALAYSIA	37,250	15,708	-57.83	1,565,356	876,265	-44.02
BRUNEI DARUSSALAM	10,094	0	-100.00	20,635	0	-100.00
VIET NAM	4,752	1,979	-58.35	58,865	62,596	6.34
MALDIVES	0	140	-	0	1,058	-

TABEL 5. PERKEMBANGAN EKSPOR INDONESIA MENURUT KOMODITI DAN NEGARA TUJUAN

JENIS BARANG	BERAT BERSIH (KG)		PERUB	NILAI FOB (US \$)		PERUB
	JAN-APR 2009	JAN-APR 2010	%	JAN-APR 2009	JAN-APR 2010	%
	(1)	(2)	(3)	(4)	(5)	(6)
INDIA	28,232	375,558	1,230.26	647,923	2,220,897	242.77
PAKISTAN	282	1,220	332.62	9,014	63,460	604.02
BANGLADESH	1,606	2,450	52.55	1,860	22,086	1,087.42
SRI LANKA	21	0	-100.00	4,254	0	-100.00
IRAQ	0	116	-	0	14,990	-
IRAN (ISLAMIC REPUBLIC OF)	1	0	-100.00	30	0	-100.00
SAUDI ARABIA	920	3	-99.67	125,040	40	-99.97
ISRAEL	402	325	-19.15	17,417	19,904	14.28
KUWAIT	29	0	-100.00	3,950	0	-100.00
LEBANON	159	61	-61.64	23,565	14,759	-37.37
YEMEN	0	5	-	0	300	-
SYRIA ARAB REPUBLIC	1,144	0	-100.00	4,970	0	-100.00
TURKEY	2,032	3,206	57.78	63,654	65,239	2.49
UNITED ARAB EMIRATES	4,229	2,025	-52.12	103,092	59,139	-42.63
MOROCCO	399	348	-12.78	11,147	10,535	-5.49
TUNISIA	13	0	-100.00	3,770	0	-100.00
ALGERIA	24	0	-100.00	437	0	-100.00
KENYA	0	40	-	0	1,282	-
GHANA	274	12	-95.62	9,330	208	-97.77
NIGERIA	87	167	91.95	1,313	1,309	-0.30
SWAZILAND	20	0	-100.00	4,984	0	-100.00
SOUTH AFRICA	3,780	2,213	-41.46	86,197	89,837	4.22
MAURITIUS	207	249	20.29	3,226	18,219	464.76
AUSTRALIA	4,522	20,233	347.43	56,015	367,250	555.63
NEW ZEALAND	0	150	-	0	3,922	-
NEW CALEDONIA	400	0	-100.00	585	0	-100.00
SOLOMON ISLANDS	0	542	-	0	1,260	-
EAST TIMOR	218	40,245	18,361.01	1,821	19,859	990.55
UNITED STATES	290,636	47,895	-83.52	7,799,401	1,220,387	-84.35
CANADA	775	0	-100.00	74,077	0	-100.00
MEXICO	3,642	7,116	95.39	2,293	314,051	13,596.08
CHILE	553	19,861	3,491.50	30,883	226,474	633.33
ARGENTINA	1,110	702	-36.76	23,406	7,808	-66.64
BRAZIL	1,872	2,153	15.01	17,607	116,965	564.31
COLOMBIA	3,312	5,988	80.80	188,665	475,573	152.07
ECUADOR	553	1,768	219.71	40,594	191,629	372.06
PERU	0	20,723	-	0	287,076	-
DOMINICAN REPUBLIC	129	236	82.95	13,114	18,236	39.06
COSTA RICA	116	1,208	941.38	5,891	32,364	449.38
ANTIGUA AND BARBUDA	840	0	-100.00	1,069	0	-100.00
UNITED KINGDOM	53,200	29,551	-44.45	763,519	660,043	-13.55
NETHERLANDS	3,315	1,589	-52.07	199,218	65,487	-67.13
FRANCE	284	1,669	487.68	35,044	14,452	-58.76
GERMANY, FED. REP. OF	37,011	40,614	9.73	2,012,639	2,546,887	26.54
AUSTRIA	2,515	0	-100.00	6,150	0	-100.00
BELGIUM	105	15	-85.71	5,373	890	-83.44
SWITZERLAND	30	501	1,570.00	2,706	3,229	19.33
DENMARK	1,500	0	-100.00	256,260	0	-100.00
NORWAY	5,283	6,109	15.64	1,104,102	1,260,578	14.17
SWEDEN	258	0	-100.00	7,286	0	-100.00
FINLAND	36	0	-100.00	10,718	0	-100.00
ITALY	4,804	16,209	237.41	75,114	245,504	226.84
SPAIN	599	412	-31.22	36,978	33,889	-8.35
PORTUGAL	29	211	627.59	65	146	124.62
GREECE	0	264	-	0	1,121	-
HUNGARY	39	0	-100.00	183	0	-100.00
POLAND	0	4,084	-	0	1,085,618	-
BULGARIA	0	272	-	0	15,959	-
SLOVAKIA	164	99	-39.63	3,776	5,877	55.64
SLOVENIA	310	0	-100.00	4,228	0	-100.00
CZECH REPUBLIC	346	201	-41.91	11,856	13,155	10.96
RUSSIA FEDERATION	202	487	141.09	27,839	64,214	130.66
-ALAT UKUR	292,226	160,287	-45.15	7,562,997	5,550,037	-26.62
JAPAN	71	2,525	3,456.34	9,117	15,773	73.01
HONG KONG	3,091	659	-78.68	34,295	19,954	-41.82
KOREA, REPUBLIC OF	0	160	-	0	320	-
TAIWAN	215	458	113.02	8,300	943	-88.64
CHINA	1,800	2,499	38.83	1,723	766,254	44,372.08
THAILAND	204	9,088	4,354.90	128,783	858,821	566.87
SINGAPORE	141,012	52,294	-62.92	3,754,827	648,404	-82.73
PHILIPPINES	0	13	-	0	30,301	-
MALAYSIA	93,329	3,404	-96.35	232,264	372,433	60.35
BRUNEI DARUSSALAM	9,505	0	-100.00	101,630	0	-100.00
VIET NAM	3,619	9,320	157.53	240,124	512,046	113.24
INDIA	3	235	7,733.33	70	82,541	117,815.71
SRI LANKA	0	4	-	0	116	-
IRAN (ISLAMIC REPUBLIC OF)	0	1	-	0	270	-

TABEL 5. PERKEMBANGAN EKSPOR INDONESIA MENURUT KOMODITI DAN NEGARA TUJUAN

JENIS BARANG	BERAT BERSIH (KG)		PERUB %	NILAI FOB (US \$)		PERUB %
	JAN-APR 2009	JAN-APR 2010		JAN-APR 2009	JAN-APR 2010	
(1)	(2)	(3)	(4)	(5)	(6)	(7)
SAUDI ARABIA	0	15,207	-	0	424,885	-
KUWAIT	567	780	37.57	41,559	12,441	-70.06
UNITED ARAB EMIRATES	5,908	16,536	179.89	494,461	657,813	33.04
EGYPT	0	2,004	-	0	319,290	-
TUNISIA	0	2	-	0	286	-
SUDAN	0	56	-	0	3,454	-
TOGO	0	11	-	0	21	-
CONGO	1,800	0	-100.00	346,876	0	-100.00
SOUTH AFRICA	29	39	34.48	850	915	7.65
AUSTRALIA	371	10,811	2,814.02	3,007	60,653	1,917.06
NEW ZEALAND	0	2,499	-	0	5,200	-
EAST TIMOR	0	580	-	0	511	-
UNITED STATES	10,919	9,763	-10.59	718,155	218,822	-69.53
CANADA	214	0	-100.00	205,392	0	-100.00
UNITED KINGDOM	1,470	76	-94.83	257,309	22,321	-91.33
NETHERLANDS	95	0	-100.00	3,000	0	-100.00
FRANCE	5,023	7,393	47.18	229,801	273,095	18.84
GERMANY, FED. REP. OF	5,076	6,649	30.99	174,623	179,710	2.91
AUSTRIA	257	0	-100.00	1,216	0	-100.00
BELGIUM	4,789	7,105	48.36	35,955	47,140	31.11
SWITZERLAND	710	0	-100.00	37,087	0	-100.00
DENMARK	48	5	-89.58	51,765	1,484	-97.13
SWEDEN	861	0	-100.00	900	0	-100.00
ITALY	1,240	80	-93.55	449,908	11,449	-97.46
AZERBAIJAN	0	31	-	0	2,371	-
-LONCENG, ARLOJI DAN BAGIANNYA	2,265,262	1,999,877	-11.72	40,917,299	45,152,863	10.35
JAPAN	65,995	101,100	53.19	1,615,586	9,043,242	459.75
HONG KONG	94,625	14,792	-84.37	1,545,352	337,195	-78.18
KOREA, REPUBLIC OF	4,563	95,607	1,995.27	84,063	675,145	703.14
TAIWAN	184,027	158,969	-13.62	917,969	1,064,305	15.94
CHINA	19,797	8,849	-55.30	510,418	194,428	-61.91
MACAU	8,237	6,995	-15.08	161,196	105,427	-34.60
PAPUA NEW GUINEA	1,958	5,216	166.39	7,250	10,973	51.35
THAILAND	49,944	133,518	167.34	1,136,360	2,763,947	143.23
SINGAPORE	264,061	324,916	23.05	4,762,781	10,405,702	118.48
PHILIPPINES	191,783	196,476	2.45	2,964,484	2,206,570	-25.57
MALAYSIA	53,105	71,128	33.94	1,538,427	2,169,880	41.05
MYANMAR (FORM. BURMA)	985	0	-100.00	4,458	0	-100.00
CAMBODIA	1,049	87	-91.71	17,260	1,053	-93.90
BRUNEI DARUSSALAM	65,517	183	-99.72	84,171	64,687	-23.15
NEPAL	102	799	683.33	640	9,476	1,380.63
VIET NAM	180,121	131,922	-26.76	2,119,854	1,319,795	-37.74
MALDIVES	7,126	7,563	6.13	80,000	86,260	7.83
INDIA	209,383	18,905	-90.97	1,804,618	411,074	-77.22
PAKISTAN	1,292	957	-25.93	19,247	15,627	-18.81
BANGLADESH	1,967	0	-100.00	8,558	0	-100.00
SRI LANKA	5,596	1,325	-76.32	20,610	17,542	-14.89
IRAN (ISLAMIC REPUBLIC OF)	248	31,488	12,596.77	19,131	1,925,774	9,966.25
SAUDI ARABIA	217	1,038	378.34	4,361	17,569	302.87
ISRAEL	2	1	-50.00	14	156	1,014.29
KUWAIT	0	482	-	0	11,560	-
JORDAN	3,600	0	-100.00	119,060	0	-100.00
LEBANON	2,174	0	-100.00	42,208	0	-100.00
OMAN	0	2,471	-	0	52,007	-
TURKEY	202	124	-38.61	3,888	2,740	-29.53
UNITED ARAB EMIRATES	2,518	4,529	79.86	59,810	84,532	41.33
QATAR	3	0	-100.00	3,826	0	-100.00
BAHRAIN	12,096	265	-97.81	188,160	1,165	-99.38
LIBYAN ARAB JAMAHIRIYA	0	45	-	0	2,012	-
MOROCCO	52,044	42,619	-18.11	645,601	441,501	-31.61
TUNISIA	0	264	-	0	6,980	-
TANZANIA, UNITED REPUBLIC OF	0	1,020	-	0	13,645	-
KENYA	56	209	273.21	569	4,612	710.54
REUNION	0	110	-	0	100	-
MOZAMBIQUE	2,813	33,147	1,078.35	34,877	306,627	779.17
BOTSWANA	12	0	-100.00	53	0	-100.00
TOGO	0	18	-	0	425	-
CAMEROON	93,945	0	-100.00	1,217,908	0	-100.00
NIGERIA	400	0	-100.00	3,400	0	-100.00
GABON	0	2,319	-	0	22,140	-
COTE D'IVOIRE	42,673	20,382	-52.24	575,140	160,841	-72.03
SENEGAL	49,365	31,153	-36.89	433,743	228,841	-47.24
BENIN	10	36	260.00	169	746	341.42
UGANDA	0	29	-	0	3,291	-
SOUTH AFRICA	32,875	95,635	190.90	324,504	865,617	166.75
ZAMBIA	11	0	-100.00	53	0	-100.00
AUSTRALIA	53,345	52,846	-0.94	1,176,137	910,172	-22.61

TABEL 5. PERKEMBANGAN EKSPOR INDONESIA MENURUT KOMODITI DAN NEGARA TUJUAN

JENIS BARANG	BERAT BERSIH (KG)		PERUB	NILAI FOB (US \$)		PERUB
	JAN-APR 2009	JAN-APR 2010	%	JAN-APR 2009	JAN-APR 2010	%
	(1)	(2)	(3)	(4)	(5)	(6)
NEW ZEALAND	1,255	3,839	205.90	30,195	82,326	172.65
FIJI	3,189	0	-100.00	24,508	0	-100.00
KIRIBATI	10	0	-100.00	421	0	-100.00
SAMOA	0	2,609	-	0	27,100	-
EAST TIMOR	2,280	1,614	-29.21	11,258	5,691	-49.45
UNITED STATES	173,824	168,747	-2.92	6,202,881	3,204,944	-48.33
CANADA	2,091	1,658	-20.71	283,390	34,763	-87.73
MEXICO	181	3	-98.34	268	1,154	330.60
CHILE	15,595	6,584	-57.78	232,315	119,374	-48.62
VENEZUELA	5	0	-100.00	101	0	-100.00
ARGENTINA	949	8,414	786.62	11,034	132,328	1,099.27
BRAZIL	2,137	7,876	268.55	277,761	174,920	-37.02
COLOMBIA	4	0	-100.00	31	0	-100.00
BOLIVIA	2,469	0	-100.00	69,289	0	-100.00
URUGUAY	0	28,000	-	0	399,322	-
ECUADOR	0	122	-	0	10,746	-
UNITED KINGDOM	75,050	30,782	-58.98	3,463,691	621,313	-82.06
NETHERLANDS	1,804	4,737	162.58	69,922	109,233	56.22
FRANCE	150,688	60,589	-59.79	3,012,935	1,726,674	-42.69
GERMANY, FED. REP. OF	39,773	34,954	-12.12	1,038,461	605,521	-41.69
AUSTRIA	895	929	3.80	38,354	8,533	-77.75
BELGIUM	195	55	-71.79	16,968	85	-99.50
SWITZERLAND	74	14	-81.08	3,268	3,720	13.83
DENMARK	106	1	-99.06	5,719	2	-99.97
SWEDEN	28	1,035	3,596.43	9,688	40,000	312.88
FINLAND	43	92	113.95	5,000	1,601	-67.98
IRELAND	2,142	2,708	26.42	862,882	1,528,494	77.14
ITALY	310	113	-63.55	13,147	4,185	-68.17
SPAIN	1,473	1,584	7.54	26,796	30,634	14.32
PORTUGAL	20,370	25,029	22.87	720,521	122,822	-82.95
GREECE	301	644	113.95	5,611	13,401	138.83
HUNGARY	934	3,133	235.44	62,177	48,387	-22.18
POLAND	10	0	-100.00	2,000	0	-100.00
ROMANIA	235	257	9.36	6,747	4,748	-29.63
LATVIA	4	1,950	48,650.00	128	70,128	54,687.50
CROATIA	0	6	-	0	114	-
SLOVENIA	0	12	-	0	243	-
CZECH REPUBLIC	6,981	1,950	-72.07	153,897	50,210	-67.37
RUSSIA FEDERATION	15	300	1,900.00	21	4,766	22,595.24
-COKLAT OLAHAN	31,583,499	33,251,904	5.28	101,387,574	126,531,959	24.80
JAPAN	247,299	658,667	166.34	1,040,100	3,270,295	214.42
HONG KONG	79,051	64,330	-18.62	303,745	344,615	13.46
KOREA, DEMOCRATIC PEOPLE'S REPUB	2,048	0	-100.00	4,750	0	-100.00
KOREA, REPUBLIC OF	170,597	381,269	123.49	315,457	929,723	194.72
TAIWAN	79,763	73,344	-8.05	178,624	202,118	13.15
CHINA	981,990	1,464,298	49.12	1,227,224	3,979,103	224.24
MONGOLIA	14,000	0	-100.00	30,800	0	-100.00
PAPUA NEW GUINEA	0	309	-	0	511	-
THAILAND	1,124,341	1,290,092	14.74	2,572,543	3,589,945	39.55
SINGAPORE	290,872	474,814	63.24	665,329	1,404,319	111.07
PHILIPPINES	3,253,427	3,888,679	19.53	4,037,431	10,057,224	149.10
MALAYSIA	1,311,061	1,656,831	26.37	1,985,773	4,539,280	128.59
MYANMAR (FORM. BURMA)	0	3,499	-	0	8,990	-
CAMBODIA	0	3,621	-	0	12,747	-
BRUNEI DARUSSALAM	81,694	61,535	-24.68	149,666	151,137	0.98
VIET NAM	33,400	132,413	296.45	54,772	301,549	450.55
MALDIVES	47,835	89,149	86.37	104,074	180,432	73.37
INDIA	435,753	639,568	46.77	713,279	1,843,484	158.45
PAKISTAN	208,921	172,400	-17.48	264,190	526,300	99.21
BANGLADESH	21,948	21,099	-3.87	67,933	67,800	-0.20
SRI LANKA	30,000	118,000	293.33	37,760	318,970	744.73
IRAQ	0	7,488	-	0	27,950	-
IRAN (ISLAMIC REPUBLIC OF)	17,000	0	-100.00	16,915	0	-100.00
SAUDI ARABIA	44,162	179,776	307.08	115,929	519,827	348.40
ISRAEL	10,592	3,007	-71.61	30,400	6,600	-78.29
KUWAIT	91,470	107,412	17.43	240,470	265,702	10.49
JORDAN	0	20	-	0	92	-
LEBANON	985	0	-100.00	2,857	0	-100.00
YEMEN	177,624	104,609	-41.11	306,201	196,429	-35.85
OMAN	17,274	3,775	-78.15	41,145	11,514	-72.02
SYRIA ARAB REPUBLIC	25,000	25,000	0.00	40,488	72,569	79.24
TURKEY	178,000	114,999	-35.39	203,600	361,464	77.54
UNITED ARAB EMIRATES	1,189,430	1,712,512	43.98	5,616,903	8,392,702	49.42
QATAR	0	320	-	0	1,840	-
BAHRAIN	90,951	88,835	-2.33	252,670	230,131	-8.92
EGYPT	177,800	234,599	31.95	853,365	1,320,809	54.78
TUNISIA	0	32,000	-	0	56,640	-

TABEL 5. PERKEMBANGAN EKSPOR INDONESIA MENURUT KOMODITI DAN NEGARA TUJUAN

JENIS BARANG	BERAT BERSIH (KG)		PERUB %	NILAI FOB (US \$)		PERUB %
	JAN-APR 2009	JAN-APR 2010		JAN-APR 2009	JAN-APR 2010	
(1)	(2)	(3)	(4)	(5)	(6)	(7)
ALGERIA	39,668	0	-100.00	53,833	0	-100.00
SUDAN	172	39	-77.33	750	248	-66.93
ETHIOPIA	0	17,000	-	0	17,000	-
TANZANIA, UNITED REPUBLIC OF	0	19,140	-	0	43,046	-
MADAGASCAR	3,039	0	-100.00	4,626	0	-100.00
KENYA	90,000	105,750	17.50	310,500	441,719	42.26
GHANA	0	122,400	-	0	261,120	-
GUINEA	0	395	-	0	1,013	-
ANGOLA	12,136	0	-100.00	25,032	0	-100.00
CAMEROON	13,999	50,999	264.30	24,780	121,397	389.90
SIERRA LEONE	17,000	0	-100.00	15,160	0	-100.00
MAURITANIA	15,300	0	-100.00	32,640	0	-100.00
MALI	13,812	0	-100.00	27,215	0	-100.00
BENIN	0	14,580	-	0	35,235	-
UGANDA	579	0	-100.00	1,463	0	-100.00
SOUTH AFRICA	658,000	624,466	-5.10	1,494,000	1,933,844	29.44
MAURITIUS	123,276	146,932	19.19	273,887	339,480	23.95
AUSTRALIA	1,688,252	1,695,032	0.40	8,140,355	8,629,024	6.00
NEW ZEALAND	269,372	322,095	19.57	1,018,220	1,398,204	37.32
NEW CALEDONIA	0	2,687	-	0	10,656	-
VANUATU	0	487	-	0	1,034	-
FIJI	1,863	0	-100.00	4,614	0	-100.00
KIRIBATI	100	0	-100.00	325	0	-100.00
SAMOA	0	3,500	-	0	14,088	-
SOLOMON ISLANDS	3,601	8,922	147.76	7,180	21,238	195.79
TONGA	53,659	17,962	-66.53	54,123	24,511	-54.71
EAST TIMOR	59,535	31,655	-46.83	93,013	52,233	-43.84
UNITED STATES	4,897,763	6,160,518	25.78	28,042,592	33,450,796	19.29
MEXICO	105,000	151,826	44.60	150,750	458,719	204.29
CHILE	70,000	171,998	145.71	115,150	176,244	53.06
ARGENTINA	98,000	71,059	-27.49	126,980	206,859	62.91
BRAZIL	979,955	246,693	-74.83	906,832	273,741	-69.81
COLOMBIA	0	17,000	-	0	34,000	-
URUGUAY	45,000	665,000	1,377.78	55,688	1,975,650	3,447.71
UNITED KINGDOM	300,200	398,100	32.61	363,140	2,085,599	474.32
NETHERLANDS	2,124,383	860,070	-59.51	10,078,512	5,058,340	-49.81
FRANCE	4,076,677	1,520,000	-62.71	21,133,258	8,243,916	-60.99
GERMANY, FED. REP. OF	575,007	1,280,539	122.70	1,672,059	5,469,484	227.11
BELGIUM	250	455,825	182,230.00	16,400	1,452,415	8,756.19
SWITZERLAND	445	3,850	765.17	33,529	154,795	361.67
FINLAND	0	332	-	0	4,250	-
ITALY	140,807	57,000	-59.52	935,516	195,763	-79.07
SPAIN	3,415,520	1,452,871	-57.46	2,509,075	4,069,968	62.21
PORTUGAL	0	8,113	-	0	18,470	-
DEMOCRATIC REPUBLIC OF THE CONGO	0	17,000	-	0	8,850	-
HUNGARY	47,100	68,000	44.37	44,370	118,288	166.59
POLAND	0	272,000	-	0	417,685	-
BULGARIA	0	68,000	-	0	83,300	-
ARMENIA	3,152	2,206	-30.01	6,776	6,350	-6.29
BELARUS	0	16,600	-	0	42,330	-
KAZAKHSTAN	16,600	33,200	100.00	14,940	80,925	441.67
UKRAINE	49,800	629,997	1,165.05	44,320	966,406	2,080.52
UZBEKISTAN	0	25,000	-	0	24,000	-
LITHUANIA	0	17,000	-	0	21,970	-
ESTONIA	637,789	250,000	-60.80	738,133	721,250	-2.29
GEORGIA	0	17,000	-	0	37,015	-
CROATIA	0	68,000	-	0	97,920	-
BOSNIA AND HERZEGOVINA	0	13,998	-	0	51,251	-
SLOVAKIA	0	25,000	-	0	52,500	-
RUSSIA FEDERATION	502,400	1,215,799	142.00	1,343,445	3,935,009	192.90
-GULA TETES	25,213,557	85,916,081	240.75	2,416,282	12,911,134	434.34
JAPAN	0	242	-	0	24	-
HONG KONG	0	99	-	0	297	-
KOREA, REPUBLIC OF	13,703,581	49,878,430	263.98	1,343,840	7,430,248	452.91
TAIWAN	11,400,000	6,500,000	-42.98	1,014,600	968,500	-4.54
SINGAPORE	42,769	3,025	-92.93	13,866	1,995	-85.61
MALAYSIA	38,686	0	-100.00	12,199	0	-100.00
VIET NAM	0	22,659,250	-	0	3,266,989	-
KENYA	4,488	18,823	319.41	29,298	73,977	152.50
UGANDA	0	9,585	-	0	37,662	-
AUSTRALIA	351	1,268,593	361,322.51	439	186,624	42,411.16
NEW ZEALAND	22,657	0	-100.00	510	0	-100.00
VANUATU	1,025	1,546	50.83	1,530	2,370	54.90
GERMANY, FED. REP. OF	0	5,576,470	-	0	942,235	-
FINLAND	0	18	-	0	213	-
-KERUPUK UDANG	2,484,274	2,504,186	0.80	4,185,411	4,403,595	5.21

TABEL 5. PERKEMBANGAN EKSPOR INDONESIA MENURUT KOMODITI DAN NEGARA TUJUAN

JENIS BARANG	BERAT BERSIH (KG)		PERUB	NILAI FOB (US \$)		PERUB
	JAN-APR 2009	JAN-APR 2010	%	JAN-APR 2009	JAN-APR 2010	%
(1)	(2)	(3)	(4)	(5)	(6)	(7)
JAPAN	30,108	37,057	23.08	64,295	85,920	33.63
HONG KONG	40,932	30,363	-25.82	78,669	53,658	-31.79
KOREA, REPUBLIC OF	275,027	346,057	25.83	405,988	541,468	33.37
TAIWAN	7,297	10,003	37.08	7,273	10,539	44.91
SINGAPORE	35,944	70,199	95.30	53,772	93,577	74.03
MALAYSIA	55,174	157,847	186.09	85,881	215,415	150.83
VIET NAM	0	364	-	0	738	-
INDIA	10,000	0	-100.00	5,000	0	-100.00
SAUDI ARABIA	83,304	84,625	1.59	85,268	101,892	19.50
JORDAN	0	15,997	-	0	19,302	-
UNITED ARAB EMIRATES	16,315	27,369	67.75	18,965	40,578	113.96
SOUTH AFRICA	0	16	-	0	59	-
AUSTRALIA	26,643	20,143	-24.40	47,427	42,631	-10.11
NEW ZEALAND	303	239	-21.12	1,413	480	-66.03
EAST TIMOR	0	525	-	0	511	-
UNITED STATES	149,174	93,821	-37.11	333,944	287,234	-13.99
CANADA	12,077	8,777	-27.32	23,684	13,695	-42.18
UNITED KINGDOM	237,630	324,797	36.68	334,547	571,850	70.93
NETHERLANDS	1,305,067	1,083,632	-16.97	2,264,727	1,977,238	-12.69
FRANCE	165,223	147,133	-10.95	323,575	273,589	-15.45
GERMANY, FED. REP. OF	0	3,220	-	0	8,381	-
BELGIUM	25,008	12,895	-48.44	32,274	15,399	-52.29
NORWAY	0	16,507	-	0	28,711	-
SWEDEN	229	0	-100.00	530	0	-100.00
SPAIN	8,819	12,600	42.87	18,179	20,730	14.03
-BUAH/SAYURAN OLAHAN	131,764,557	113,125,373	-14.15	90,283,686	76,963,522	-14.75
JAPAN	5,261,665	4,671,574	-11.21	5,014,070	4,447,491	-11.30
HONG KONG	348,518	415,811	19.31	354,929	423,316	19.27
KOREA, DEMOCRATIC PEOPLE'S REPUB	0	4,543	-	0	14,851	-
KOREA, REPUBLIC OF	2,854,333	1,242,197	-56.48	1,381,409	969,990	-29.78
TAIWAN	1,553,685	666,604	-57.10	982,540	1,153,017	17.35
CHINA	9,061,258	5,259,130	-41.96	1,554,271	1,060,636	-31.76
PAPUA NEW GUINEA	0	999	-	0	942	-
THAILAND	4,331	56,284	1,199.56	17,244	64,898	276.35
SINGAPORE	18,660,966	1,997,158	-89.30	17,391,784	1,198,010	-93.11
PHILIPPINES	4,073,993	7,129,077	74.99	1,216,744	2,206,178	81.32
MALAYSIA	28,308,514	25,776,764	-8.94	4,575,539	3,734,360	-18.38
BRUNEI DARUSSALAM	50,933	65,916	29.42	57,790	161,880	180.12
VIET NAM	23,959	1,972,349	8,132.18	34,324	2,188,380	6,275.66
MALDIVES	7,452	6,706	-10.01	13,117	12,574	-4.14
INDIA	5,126,152	10,044,795	95.95	4,143,292	9,544,966	130.37
PAKISTAN	303,894	774,908	154.99	325,037	419,724	29.13
BANGLADESH	0	3,215,347	-	0	1,769,825	-
SRI LANKA	0	182,000	-	0	167,570	-
IRAN (ISLAMIC REPUBLIC OF)	17,273	374,969	2,070.84	13,600	465,368	3,321.82
SAUDI ARABIA	648,796	533,444	-17.78	778,810	572,946	-26.43
ISRAEL	536,086	698,593	30.31	461,171	755,296	63.78
KUWAIT	152,602	113,934	-25.34	200,753	128,902	-35.79
JORDAN	302,110	403,005	33.40	584,976	799,718	36.71
LEBANON	164,132	119,000	-27.50	574,403	67,895	-88.18
YEMEN	28,840	43,145	49.60	31,076	53,713	72.84
OMAN	16,650	3,314	-80.10	22,365	10,592	-52.64
SYRIA ARAB REPUBLIC	243,977	268,648	10.11	636,476	992,128	55.88
TURKEY	412,999	181,150	-56.14	422,537	185,117	-56.19
UNITED ARAB EMIRATES	1,262,951	872,518	-30.91	1,213,232	964,979	-20.46
QATAR	91,272	110,539	21.11	108,131	132,075	22.14
BAHRAIN	149,409	152,942	2.36	152,683	174,750	14.45
CYPRUS	25,000	0	-100.00	15,000	0	-100.00
EGYPT	208,919	685,759	228.24	179,632	622,631	246.61
LIBYAN ARAB JAMAHIRIYA	161,507	0	-100.00	200,987	0	-100.00
MOROCCO	295,500	0	-100.00	256,615	0	-100.00
TUNISIA	26,000	73,469	182.57	5,000	301,628	5,932.56
ALGERIA	100,000	0	-100.00	60,000	0	-100.00
MADAGASCAR	13	0	-100.00	21	0	-100.00
MOZAMBIQUE	0	50,000	-	0	47,200	-
GUINEA	0	9,840	-	0	41,000	-
ANGOLA	52,000	0	-100.00	34,570	0	-100.00
NIGERIA	49,000	0	-100.00	76,450	0	-100.00
SIERRA LEONE	0	9,840	-	0	41,000	-
SOUTH AFRICA	644,774	268,723	-58.32	551,846	254,501	-53.88
MALAWI	0	5,734	-	0	3,423	-
MAURITIUS	41,391	28,544	-31.04	36,056	23,871	-33.79
AUSTRALIA	762,208	961,488	26.15	892,921	1,519,535	70.18
NEW ZEALAND	112,429	112,987	0.50	118,180	102,672	-13.12
VANUATU	0	1,474	-	0	708	-
AMERICAN SAMOA	0	11,490	-	0	7,076	-
FIJI	0	461	-	0	842	-

TABEL 5. PERKEMBANGAN EKSPOR INDONESIA MENURUT KOMODITI DAN NEGARA TUJUAN

JENIS BARANG	BERAT BERSIH (KG)		PERUB %	NILAI FOB (US \$)		PERUB %
	JAN-APR 2009	JAN-APR 2010		JAN-APR 2009	JAN-APR 2010	
(1)	(2)	(3)	(4)	(5)	(6)	(7)
SOLOMON ISLANDS	0	23,238	-	0	4,942	-
TONGA	1,454	0	-100.00	2,170	0	-100.00
EAST TIMOR	20,763	38,168	83.83	12,022	30,710	155.45
UNITED STATES	21,125,555	14,286,511	-32.37	21,455,951	15,261,338	-28.87
CANADA	224,796	266,373	18.50	283,534	386,006	36.14
MEXICO	170,661	393,247	130.43	84,872	279,643	229.49
PANAMA	0	14,414	-	0	14,820	-
SURINAME	991	34	-96.57	1,077	105	-90.25
CHILE	589,026	827,733	40.53	441,961	579,545	31.13
ARGENTINA	1,601,176	2,678,887	67.31	1,221,850	2,117,279	73.28
BRAZIL	585,359	329,747	-43.67	462,850	306,650	-33.75
COLOMBIA	0	17,628	-	0	15,990	-
BOLIVIA	12,500	0	-100.00	10,625	0	-100.00
URUGUAY	364,500	284,000	-22.09	280,111	264,831	-5.45
PARAGUAY	175,000	200,000	14.29	126,625	187,700	48.23
PERU	144,539	218,093	50.89	90,075	194,306	115.72
PUERTO RICO	130,341	48,196	-63.02	135,055	53,860	-60.12
DOMINICAN REPUBLIC	0	25,000	-	0	23,125	-
COSTA RICA	13,000	25,750	98.08	10,725	24,129	124.98
CAPE VERDE	50,000	0	-100.00	45,908	0	-100.00
MARTINIQUE	39,098	38,598	-1.28	61,040	49,602	-18.74
UNITED KINGDOM	935,755	784,831	-16.13	1,060,238	656,967	-38.04
NETHERLANDS	3,447,849	4,716,570	36.80	2,858,087	2,399,237	-16.05
FRANCE	1,770,350	1,188,964	-32.84	1,490,545	1,212,137	-18.68
GERMANY, FED. REP. OF	5,489,636	5,604,746	2.10	4,225,167	4,330,268	2.49
AUSTRIA	540,318	867,812	60.61	401,464	750,443	86.93
BELGIUM	746,560	363,578	-51.30	968,804	376,880	-61.10
SWITZERLAND	125,513	201,532	60.57	328,632	500,616	52.33
DENMARK	238,975	45,866	-80.81	282,574	100,108	-64.57
NORWAY	316,706	557,021	75.88	420,521	614,133	46.04
SWEDEN	236,678	210,779	-10.94	198,850	155,716	-21.69
FINLAND	806,892	1,380,823	71.13	775,882	1,095,176	41.15
ITALY	1,313,701	1,246,067	-5.15	1,127,920	1,219,674	8.13
SPAIN	6,499,298	4,054,295	-37.62	5,427,690	3,892,789	-28.28
PORTUGAL	38,750	50,750	30.97	41,045	47,860	16.60
ICELAND	0	40,857	-	0	46,877	-
GREECE	208,360	290,660	39.50	179,230	233,679	30.38
HUNGARY	109,860	24,318	-77.86	92,568	26,321	-71.57
POLAND	275,499	510,297	85.23	222,986	478,185	114.45
ROMANIA	229,164	0	-100.00	165,322	0	-100.00
BULGARIA	63,000	25,000	-60.32	48,155	22,500	-53.28
ALBANIA	25,500	13,000	-49.02	14,063	2,500	-82.22
BELARUS	0	20,000	-	0	19,600	-
UKRAINE	245,999	233,840	-4.94	187,796	180,996	-3.62
LITHUANIA	32,950	0	-100.00	14,500	0	-100.00
LATVIA	78,000	50,000	-35.90	15,000	44,952	199.68
ESTONIA	34,872	0	-100.00	9,980	0	-100.00
GEORGIA	0	65,000	-	0	50,470	-
CROATIA	26,000	130,232	400.89	5,000	102,020	1,940.40
SLOVENIA	0	92,457	-	0	44,220	-
CZECH REPUBLIC	24,475	0	-100.00	24,965	0	-100.00
RUSSIA FEDERATION	509,647	1,063,289	108.63	280,670	756,443	169.51
-MINUMAN OLAHAN	33,572,610	40,322,690	20.11	20,380,786	22,465,182	10.23
JAPAN	5,976,287	5,516,960	-7.69	3,244,352	3,971,276	22.41
HONG KONG	1,802,232	2,363,048	31.12	1,781,165	1,474,437	-17.22
KOREA, REPUBLIC OF	20,228	12,923	-36.11	41,392	39,398	-4.82
TAIWAN	497,306	515,397	3.64	448,387	420,378	-6.25
CHINA	6,105	177,247	2,803.31	27,946	114,395	309.34
MACAU	0	63,654	-	0	41,385	-
PAPUA NEW GUINEA	340,545	418,796	22.98	134,073	120,145	-10.39
THAILAND	497,350	335,601	-32.52	315,767	256,161	-18.88
SINGAPORE	6,375,190	7,091,298	11.23	2,972,918	3,293,727	10.79
PHILIPPINES	1,339,639	4,154,417	210.11	874,476	3,643,058	316.60
MALAYSIA	1,876,051	1,478,128	-21.21	2,268,319	1,175,305	-48.19
CAMBODIA	63,654	63,654	0.00	46,858	47,066	0.44
BRUNEI DARUSSALAM	805,731	507,558	-37.01	424,279	365,121	-13.94
VIET NAM	1,048,597	4,020,182	283.39	1,420,983	1,620,128	14.01
MALDIVES	49,620	43,757	-11.82	47,272	42,179	-10.77
INDIA	20,092	0	-100.00	15,321	0	-100.00
PAKISTAN	24,098	45	-99.81	8,577	195	-97.73
IRAN (ISLAMIC REPUBLIC OF)	0	1,788	-	0	4,080	-
SAUDI ARABIA	122,910	79,578	-35.26	27,917	32,515	16.47
KUWAIT	0	1	-	0	2	-
JORDAN	9,302	32,795	252.56	10,637	96,066	803.13
LEBANON	0	12,800	-	0	14,000	-
UNITED ARAB EMIRATES	4,224,193	387,308	-90.83	3,097,195	1,162,637	-62.46
QATAR	18,266	36,778	101.35	6,528	14,189	117.36

TABEL 5. PERKEMBANGAN EKSPOR INDONESIA MENURUT KOMODITI DAN NEGARA TUJUAN

JENIS BARANG	BERAT BERSIH (KG)		PERUB %	NILAI FOB (US \$)		PERUB %
	JAN-APR 2009	JAN-APR 2010		JAN-APR 2009	JAN-APR 2010	
	(1)	(2)	(3)	(4)	(5)	(6)
EGYPT	12,855	16,837	30.98	7,110	10,580	48.80
LIBYAN ARAB JAMAHIRIYA	20,763	0	-100.00	74,258	0	-100.00
TANZANIA, UNITED REPUBLIC OF	12,000	0	-100.00	1,570	0	-100.00
KENYA	14,243	0	-100.00	4,550	0	-100.00
TOGO	0	29	-	0	57	-
GHANA	0	12,800	-	0	14,320	-
GUINEA	18,152	0	-100.00	4,580	0	-100.00
CAMEROON	0	18	-	0	24	-
NIGERIA	0	62	-	0	157	-
COTE D'IVOIRE	0	5,674	-	0	10,259	-
SENEGAL	0	62	-	0	54	-
BENIN	17,675	22,812	29.06	14,145	7,036	-50.26
GAMBIA	808	0	-100.00	1,802	0	-100.00
SEYCHELLES	0	422	-	0	1,926	-
NIGER	0	65,259	-	0	17,508	-
SOUTH AFRICA	0	4,782	-	0	2,745	-
MAURITIUS	21,536	0	-100.00	20,969	0	-100.00
AUSTRALIA	1,948,735	588,024	-69.83	1,057,180	175,915	-83.36
NEW ZEALAND	1,733	20,403	1,077.32	6,588	41,500	529.93
GUAM	0	49,300	-	0	6,480	-
NEW CALEDONIA	0	1,952	-	0	2,019	-
NORTHERN MARIANA ISLANDS	1,546	202	-86.93	4,233	614	-85.49
VANUATU	781	46,593	5,865.81	670	13,545	1,921.64
AMERICAN SAMOA	33,527	131,445	292.06	20,054	84,342	320.57
COOK ISLANDS	0	18,013	-	0	2,240	-
FIJI	6,282	0	-100.00	2,814	0	-100.00
KIRIBATI	0	778	-	0	1,200	-
MARSHALL ISLANDS	0	35,511	-	0	5,048	-
SAMOA	0	5,923	-	0	5,125	-
SOLOMON ISLANDS	155,135	377,641	143.43	65,071	79,877	22.75
TONGA	13,291	37,582	182.76	11,983	4,696	-60.81
EAST TIMOR	5,985,026	11,010,893	83.97	1,586,920	3,725,416	134.76
UNITED STATES	64,777	406,698	527.84	31,803	233,780	635.09
CANADA	506	583	15.22	600	632	5.33
SURINAME	63	0	-100.00	300	0	-100.00
BELIZE	0	1,073	-	0	1,375	-
NETHERLANDS	117,959	46,203	-60.83	237,710	48,692	-79.52
FRANCE	0	1,270	-	0	1,288	-
GERMANY, FED. REP. OF	162	27	-83.33	371	176	-52.56
AUSTRIA	914	0	-100.00	1,566	0	-100.00
IRELAND	20	198	890.00	20	139	595.00
PORTUGAL	0	99,908	-	0	18,574	-
MONTSERRAT	6,725	0	-100.00	9,557	0	-100.00
-ROKOK DAN TEMBAKAU OLAHAN	24,598,095	35,341,542	43.68	149,389,560	223,844,775	49.84
JAPAN	40,468	43,369	7.17	435,401	497,249	14.20
HONG KONG	19,286	5,872	-69.55	113,891	39,150	-65.63
KOREA, REPUBLIC OF	3,993	3,295	-17.48	21,365	11,391	-46.68
TAIWAN	7,190	3,178	-55.80	54,392	24,933	-54.16
CHINA	5,850	0	-100.00	30,860	0	-100.00
MACAU	46	165	258.70	604	2,505	314.74
THAILAND	1,968,857	1,192,701	-39.42	9,888,604	7,087,425	-28.33
SINGAPORE	2,276,374	2,172,645	-4.56	22,160,292	21,864,248	-1.34
PHILIPPINES	370,683	1,650,463	345.25	2,695,095	8,501,996	215.46
MALAYSIA	3,677,425	7,319,822	99.05	30,644,030	65,345,506	113.24
CAMBODIA	9,342,406	9,948,123	6.48	46,017,475	57,678,575	25.34
BRUNEI DARUSSALAM	7,437	21,741	192.34	57,017	182,571	220.20
VIET NAM	739,362	642,970	-13.04	6,612,653	6,597,734	-0.23
INDIA	8,461	5,616	-33.62	81,619	46,666	-42.82
BANGLADESH	0	78,600	-	0	400,728	-
IRAN (ISLAMIC REPUBLIC OF)	0	17,422	-	0	229,007	-
SAUDI ARABIA	117,089	118,620	1.31	1,648,116	1,733,729	5.19
JORDAN	72,700	119	-99.84	306,876	564	-99.82
LEBANON	38,304	128,354	235.09	151,200	520,730	244.40
TURKEY	106,560	1,070,388	904.49	468,522	4,332,690	824.76
UNITED ARAB EMIRATES	116,107	172,574	48.63	601,308	958,314	59.37
QATAR	2,485	1,506	-39.40	22,240	13,500	-39.30
BAHRAIN	820	890	8.54	9,421	10,294	9.27
EGYPT	241,816	830,598	243.48	518,764	1,949,255	275.75
TUNISIA	0	22	-	0	7	-
SUDAN	0	158,397	-	0	403,200	-
KENYA	19,799	0	-100.00	117,426	0	-100.00
NIGERIA	99,000	19,800	-80.00	569,250	122,958	-78.40
SENEGAL	60,023	0	-100.00	93,036	0	-100.00
SOUTH AFRICA	324,914	592,970	82.50	1,671,246	2,200,011	31.64
MAURITIUS	735	352	-52.11	10,800	6,048	-44.00
AUSTRALIA	403,208	450,176	11.65	1,310,238	1,653,849	26.23
NEW ZEALAND	0	19	-	0	71	-

TABEL 5. PERKEMBANGAN EKSPOR INDONESIA MENURUT KOMODITI DAN NEGARA TUJUAN

JENIS BARANG	BERAT BERSIH (KG)		PERUB	NILAI FOB (US \$)		PERUB
	JAN-APR 2009	JAN-APR 2010	%	JAN-APR 2009	JAN-APR 2010	%
(1)	(2)	(3)	(4)	(5)	(6)	(7)
VANUATU	779	0	-100.00	6,080	0	-100.00
EAST TIMOR	132,268	194,893	47.35	1,693,638	2,222,698	31.24
UNITED STATES	1,613,973	1,748,183	8.32	5,137,895	5,425,444	5.60
CANADA	1,144	1,573	37.50	21,096	28,074	33.08
HONDURAS	0	19,800	-	0	82,368	-
NICARAGUA	25	38,025	152,000.00	25	205,967	823,768.00
PANAMA	0	7,175	-	0	28,700	-
ARGENTINA	617	0	-100.00	6,008	0	-100.00
BRAZIL	218,358	113,035	-48.23	1,212,033	690,970	-42.99
BOLIVIA	5,178	0	-100.00	59,750	0	-100.00
PARAGUAY	85,210	790,955	828.24	1,231,000	3,017,957	145.16
PERU	0	249	-	0	1,173	-
TRINIDAD AND TOBAGO	0	45,239	-	0	174,086	-
BAHAMAS	0	268	-	0	5,750	-
PUERTO RICO	72,000	35,951	-50.07	184,763	107,853	-41.63
DOMINICAN REPUBLIC	102	29,426	28,749.02	666	110,112	16,433.33
ARUBA	0	120	-	0	564	-
UNITED KINGDOM	56,098	178,952	219.00	314,896	892,156	183.32
NETHERLANDS	128,169	1,367,116	966.65	1,034,208	7,260,466	602.03
FRANCE	404,269	270,255	-33.15	1,955,418	1,180,895	-39.61
GERMANY, FED. REP. OF	279,737	1,681,296	501.03	1,722,357	8,147,487	373.04
AUSTRIA	793	418	-47.29	12,900	6,959	-46.05
BELGIUM	774,798	981,452	26.67	5,068,719	6,518,581	28.60
SWITZERLAND	446	1,928	332.29	7,094	12,826	80.80
DENMARK	116,723	164,610	41.03	960,274	1,215,057	26.53
SWEDEN	0	9,600	-	0	60,480	-
IRELAND	0	19,800	-	0	90,486	-
ITALY	49,837	28,310	-43.19	122,223	35,998	-70.55
SPAIN	13,916	122,537	780.55	205,312	616,102	200.08
HUNGARY	38,895	1,012	-97.40	223,296	16,704	-92.52
POLAND	119,298	81,877	-31.37	683,570	323,555	-52.67
ROMANIA	40,699	0	-100.00	233,782	0	-100.00
BELARUS	40,002	0	-100.00	34,802	0	-100.00
UKRAINE	35,340	0	-100.00	117,217	0	-100.00
UZBEKISTAN	0	39,600	-	0	144,540	-
LITHUANIA	0	20,030	-	0	611,299	-
GEORGIA	0	153	-	0	7,652	-
CZECH REPUBLIC	1,760	1,232	-30.00	13,128	15,921	21.28
RUSSIA FEDERATION	296,263	695,705	134.83	815,669	2,170,991	166.16
-DAGING TERNAK	1,309,637	1,247,281	-4.76	5,406,712	5,464,453	1.07
JAPAN	717	1,144	59.55	20,718	8,113	-60.84
HONG KONG	111,592	55,786	-50.01	94,836	42,699	-54.98
KOREA, REPUBLIC OF	7,591	30,234	298.29	31,350	113,570	262.26
TAIWAN	0	187	-	0	38	-
CHINA	27,940	64,978	132.56	15,423	215,226	1,295.49
SINGAPORE	1,602	0	-100.00	5,242	0	-100.00
MALAYSIA	11,953	13,770	15.20	11,302	11,844	4.80
VIET NAM	4,800	18,964	295.08	4,800	16,119	235.81
INDIA	0	150	-	0	150	-
UNITED ARAB EMIRATES	0	3	-	0	5	-
EAST TIMOR	0	825	-	0	166	-
CANADA	20,244	19,800	-2.19	114,510	116,790	1.99
UNITED KINGDOM	2,521	0	-100.00	17,042	0	-100.00
NETHERLANDS	17,250	0	-100.00	70,225	0	-100.00
FRANCE	187,796	210,108	11.88	875,807	1,123,493	28.28
BELGIUM	909,965	818,456	-10.06	4,114,433	3,746,920	-8.93
SWITZERLAND	5,666	6,687	18.02	31,024	38,183	23.08
SPAIN	0	6,189	-	0	31,137	-
-DAGING UNGGAS	14	128,307	916,378.57	1,200	82,195	6,749.58
JAPAN	0	2	-	0	220	-
CHINA	0	25,000	-	0	30,000	-
PHILIPPINES	0	85	-	0	10	-
VIET NAM	0	103,080	-	0	51,540	-
JORDAN	0	85	-	0	10	-
UNITED ARAB EMIRATES	0	55	-	0	415	-
UNITED STATES	14	0	-100.00	1,200	0	-100.00
-IKAN OLAHAN	58,979,666	71,741,305	21.64	244,397,887	266,682,934	9.12
JAPAN	10,154,035	12,244,949	20.59	46,568,027	50,194,901	7.79
HONG KONG	447,536	455,756	1.84	3,352,084	4,320,978	28.90
KOREA, REPUBLIC OF	3,268,262	3,500,252	7.10	5,050,584	5,343,787	5.81
TAIWAN	1,070,373	2,918,875	172.70	1,051,738	3,114,622	196.14
CHINA	379,889	536,414	41.20	681,335	1,218,252	78.80
PAPUA NEW GUINEA	0	31,968	-	0	44,100	-
THAILAND	2,698,885	3,314,704	22.82	2,877,721	4,024,147	39.84
SINGAPORE	2,538,930	1,913,039	-24.65	4,961,960	4,505,269	-9.20

TABEL 5. PERKEMBANGAN EKSPOR INDONESIA MENURUT KOMODITI DAN NEGARA TUJUAN

JENIS BARANG	BERAT BERSIH (KG)		PERUB	NILAI FOB (US \$)		PERUB
	JAN-APR 2009	JAN-APR 2010	%	JAN-APR 2009	JAN-APR 2010	%
	(1)	(2)	(3)	(4)	(5)	(6)
PHILIPPINES	80,202	138,156	72.26	63,689	207,813	226.29
MALAYSIA	1,647,671	2,778,811	68.65	2,805,996	4,987,494	77.74
VIET NAM	201,414	879,211	336.52	332,696	1,801,451	441.47
MALDIVES	165	183	10.91	293	509	73.72
INDIA	7,326	9	-99.88	2,930	21	-99.28
SRI LANKA	1,285,034	1,654,983	28.79	1,302,122	1,777,568	36.51
IRAN (ISLAMIC REPUBLIC OF)	0	78,999	-	0	267,140	-
SAUDI ARABIA	1,394,846	1,095,436	-21.47	5,823,138	4,081,872	-29.90
ISRAEL	61,680	103,860	68.39	219,653	257,482	17.22
KUWAIT	74,431	129,320	73.74	213,805	476,290	122.77
JORDAN	744,254	1,049,869	41.06	2,338,463	3,190,476	36.43
LEBANON	1,905	35,532	1,765.20	5,190	92,085	1,674.28
YEMEN	453,671	287,616	-36.60	1,385,095	774,860	-44.06
SYRIA ARAB REPUBLIC	57,189	45,288	-20.81	140,585	127,500	-9.31
UNITED ARAB EMIRATES	46,353	43,667	-5.79	357,557	184,771	-48.32
QATAR	200	0	-100.00	600	0	-100.00
CYPRUS	0	1,547	-	0	3,800	-
EGYPT	62,741	75,166	19.80	286,359	184,414	-35.60
LIBYAN ARAB JAMAHIRIYA	896,221	839,350	-6.35	3,169,868	2,495,057	-21.29
MOROCCO	81,541	15,080	-81.51	121,927	32,860	-73.05
ALGERIA	72,980	52,000	-28.75	187,282	166,600	-11.04
NAMIBIA	0	357,506	-	0	375,723	-
TANZANIA, UNITED REPUBLIC OF	68,944	98,718	43.19	80,920	131,200	62.14
MADAGASCAR	0	15,436	-	0	27,633	-
KENYA	0	15,096	-	0	45,000	-
REUNION	28,486	12,961	-54.50	131,013	88,608	-32.37
MOZAMBIQUE	93,000	0	-100.00	123,000	0	-100.00
BOTSWANA	15,500	18,360	18.45	20,500	21,510	4.93
EQUATORIAL GUINEA	93,000	90,625	-2.55	159,800	224,750	40.64
TOGO	121,560	80,439	-33.83	249,620	136,896	-45.16
GHANA	976,782	1,512,036	54.80	1,448,867	2,520,084	73.93
LIBERIA	64,500	48,500	-24.81	104,080	89,600	-13.91
ANGOLA	403,587	573,241	42.04	426,658	651,433	52.68
CONGO	82,500	136,500	65.45	180,160	293,160	62.72
CAMEROON	268,492	173,999	-35.19	446,750	405,632	-9.20
NIGERIA	131,500	476,498	262.36	282,560	1,006,399	256.17
GABON	33,924	54,287	60.03	70,034	112,192	60.20
COTE D'IVOIRE	61,898	247,164	299.31	85,948	399,444	364.75
SENEGAL	0	10,639	-	0	22,916	-
MAURITANIA	0	17,500	-	0	42,000	-
MALI	0	35,000	-	0	84,000	-
BENIN	18,000	160,500	791.67	45,360	388,460	756.39
GUINEA BISSAU	0	17,500	-	0	43,820	-
GAMBIA	0	35,299	-	0	84,960	-
SOUTH AFRICA	208,879	476,318	128.04	579,005	681,933	17.78
ZIMBABWE	0	92,999	-	0	159,240	-
MALAWI	92,998	0	-100.00	122,000	0	-100.00
COMOROS	18,000	18,000	0.00	46,080	43,632	-5.31
MAURITIUS	16,162	61,880	282.87	33,918	149,609	341.09
AUSTRALIA	749,529	809,809	8.04	4,358,460	5,402,338	23.95
NEW ZEALAND	6,105	68,978	1,029.86	24,132	101,645	321.20
NEW CALEDONIA	1,065	98	-90.80	3,678	180	-95.11
SAMOA	72,522	260,100	258.65	76,928	293,034	280.92
SOLOMON ISLANDS	0	31,967	-	0	51,833	-
EAST TIMOR	453,629	216,657	-52.24	589,140	382,480	-35.08
UNITED STATES	18,915,774	20,092,959	6.22	116,743,499	116,840,155	0.08
CANADA	319,015	426,531	33.70	1,629,488	2,586,705	58.74
MEXICO	141,025	85,854	-39.12	394,545	215,466	-45.39
TRINIDAD AND TOBAGO	0	364,000	-	0	385,919	-
BAHAMAS	0	52,818	-	0	100,021	-
PUERTO RICO	202,227	165,358	-18.23	1,267,009	1,208,810	-4.59
DOMINICAN REPUBLIC	48,900	92,127	88.40	54,760	230,450	320.84
HAITI	0	34,884	-	0	50,040	-
MARTINIQUE	40,037	28,794	-28.08	155,327	111,936	-27.94
NETHERLANDS ANTILLES	22,880	0	-100.00	139,620	0	-100.00
GUADELOUPE	0	19,541	-	0	33,601	-
UNITED KINGDOM	685,240	1,121,073	63.60	4,252,993	6,107,654	43.61
NETHERLANDS	1,813,013	1,451,116	-19.96	9,757,666	8,774,671	-10.07
FRANCE	497,355	463,221	-6.86	1,582,357	1,032,726	-34.73
GERMANY, FED. REP. OF	2,215,681	2,949,575	33.12	6,210,608	7,630,536	22.86
AUSTRIA	675	2,623	288.59	295	8,333	2,724.75
BELGIUM	1,210,262	1,119,937	-7.46	6,486,069	6,375,927	-1.70
SWITZERLAND	0	18,048	-	0	44,800	-
DENMARK	16,140	46,873	190.42	36,469	252,576	592.58
SWEDEN	17,684	14,423	-18.44	144,659	89,150	-38.37
IRELAND	83	0	-100.00	252	0	-100.00
ITALY	151,900	296,280	95.05	546,178	982,153	79.82
SPAIN	13,863	23,659	70.66	76,450	88,225	15.40

TABEL 5. PERKEMBANGAN EKSPOR INDONESIA MENURUT KOMODITI DAN NEGARA TUJUAN

JENIS BARANG	BERAT BERSIH (KG)		PERUB %	NILAI FOB (US \$)		PERUB %
	JAN-APR 2009	JAN-APR 2010		JAN-APR 2009	JAN-APR 2010	
(1)	(2)	(3)	(4)	(5)	(6)	(7)
PORTUGAL	20,000	31,938	59.69	72,100	60,590	-15.96
GREECE	8,880	14,412	62.30	51,000	73,315	43.75
DEMOCRATIC REPUBLIC OF THE CONGO	568,183	1,233,852	117.16	812,128	2,118,779	160.89
HUNGARY	286	0	-100.00	582	0	-100.00
POLAND	630	43,193	6,756.03	1,400	95,331	6,709.36
ROMANIA	0	16,316	-	0	27,805	-
BULGARIA	102,654	117,166	14.14	332,904	286,353	-13.98
YUGOSLAVIA	0	10,000	-	0	15,000	-
ALBANIA	15,345	108,000	603.81	42,656	293,296	587.58
UKRAINE	0	79,927	-	0	111,445	-
LITHUANIA	8,141	0	-100.00	112,878	0	-100.00
CROATIA	47,952	75,443	57.33	184,500	175,111	-5.09
SLOVENIA	41,368	0	-100.00	82,050	0	-100.00
CZECH REPUBLIC	13,871	13,873	0.01	87,250	82,664	-5.26
RUSSIA FEDERATION	32,306	682,841	2,013.67	150,887	1,855,928	1,130.01
-BERAS GILING	101,014	97,061	-3.91	69,248	110,405	59.43
HONG KONG	207	0	-100.00	313	0	-100.00
KOREA, REPUBLIC OF	25	0	-100.00	30	0	-100.00
TAIWAN	46,200	0	-100.00	33,264	0	-100.00
CHINA	16	0	-100.00	1	0	-100.00
SINGAPORE	44,000	78,000	77.27	31,874	84,957	166.54
MALAYSIA	9,163	18,998	107.33	2,798	25,380	807.08
SAUDI ARABIA	1,278	0	-100.00	810	0	-100.00
GERMANY, FED. REP. OF	0	63	-	0	68	-
ITALY	125	0	-100.00	158	0	-100.00
-KOPI OLAHAN	38,643	14,629	-62.14	115,323	45,188	-60.82
JAPAN	38	6,000	15,689.47	866	31,400	3,525.87
SINGAPORE	36,000	0	-100.00	110,575	0	-100.00
MALAYSIA	2,605	8,629	231.25	3,882	13,788	255.18
-TEH OLAHAN	2,740,725	3,026,576	10.43	7,424,715	10,711,030	44.26
JAPAN	43,825	35,345	-19.35	118,856	145,173	22.14
HONG KONG	945	307	-67.51	1,877	666	-64.52
KOREA, REPUBLIC OF	522	6,688	1,181.23	1,538	3,465	125.29
TAIWAN	200,311	344,871	72.17	444,701	765,074	72.04
CHINA	48,900	1,400	-97.14	44,775	35,000	-21.83
MONGOLIA	6,068	9,045	49.06	31,653	57,822	82.67
THAILAND	21,326	5,987	-71.93	35,842	38,351	7.00
SINGAPORE	160,779	119,034	-25.96	487,433	593,096	21.68
PHILIPPINES	14,961	28,508	90.55	106,076	201,704	90.15
MALAYSIA	400,793	543,744	35.67	1,165,804	1,908,141	63.68
CAMBODIA	479	480	0.21	2,548	3,004	17.90
VIET NAM	70,864	94,455	33.29	335,939	576,677	71.66
INDIA	36,232	0	-100.00	48,502	0	-100.00
PAKISTAN	298,274	223,900	-24.93	592,857	508,161	-14.29
AFGHANISTAN	12,839	58,875	358.56	17,910	84,855	373.79
IRAN (ISLAMIC REPUBLIC OF)	67,100	66,540	-0.83	87,346	179,581	105.60
SAUDI ARABIA	11,850	29,757	151.11	68,062	154,608	127.16
TURKEY	10,000	30,000	200.00	12,500	45,600	264.80
UNITED ARAB EMIRATES	27,177	24,145	-11.16	37,128	27,720	-25.34
QATAR	1,553	0	-100.00	549	0	-100.00
EGYPT	20,000	12,140	-39.30	23,600	37,869	60.46
AUSTRALIA	594,683	739,880	24.42	2,269,571	3,506,526	54.50
NEW ZEALAND	183,747	259,760	41.37	602,843	1,086,042	80.15
AMERICAN SAMOA	0	479	-	0	460	-
EAST TIMOR	5,624	7,562	34.46	9,780	11,888	21.55
UNITED STATES	11,511	3,016	-73.80	37,500	2,698	-92.81
CANADA	217	0	-100.00	724	0	-100.00
SURINAME	3,240	0	-100.00	16,884	0	-100.00
CHILE	10,000	0	-100.00	13,500	0	-100.00
BRAZIL	815	0	-100.00	32,330	0	-100.00
UNITED KINGDOM	160,101	87,999	-45.04	302,768	139,220	-54.02
NETHERLANDS	4,477	9,600	114.43	6,100	14,400	136.07
FRANCE	0	1,126	-	0	1,142	-
GERMANY, FED. REP. OF	180,810	137,800	-23.79	212,859	213,782	0.43
AUSTRIA	764	0	-100.00	1,475	0	-100.00
SWITZERLAND	20,140	0	-100.00	58,531	0	-100.00
ITALY	0	215	-	0	257	-
POLAND	62,798	77,998	24.20	103,714	253,880	144.79
KYRGYZSTAN	0	23,920	-	0	51,428	-
RUSSIA FEDERATION	47,000	42,000	-10.64	90,640	62,740	-30.78
-GULA PASIR	251,074	175,224	-30.21	194,628	326,283	67.64
HONG KONG	7,280	8,939	22.79	12,016	18,580	54.63
KOREA, REPUBLIC OF	255	181	-29.02	753	732	-2.79
TAIWAN	246	619	151.63	275	696	153.09

TABEL 5. PERKEMBANGAN EKSPOR INDONESIA MENURUT KOMODITI DAN NEGARA TUJUAN

JENIS BARANG	BERAT BERSIH (KG)		PERUB %	NILAI FOB (US \$)		PERUB %
	JAN-APR 2009	JAN-APR 2010		JAN-APR 2009	JAN-APR 2010	
(1)	(2)	(3)	(4)	(5)	(6)	(7)
SINGAPORE	36,524	14,860	-59.31	16,068	9,906	-38.35
MALAYSIA	106,167	25,875	-75.63	20,285	17,071	-15.84
SAUDI ARABIA	5,105	0	-100.00	6,800	0	-100.00
SOUTH AFRICA	0	22	-	0	82	-
AUSTRALIA	10,493	2,639	-74.85	25,675	9,255	-63.95
AMERICAN SAMOA	0	18,000	-	0	42,300	-
EAST TIMOR	0	157	-	0	138	-
UNITED STATES	9,880	41,104	316.03	38,415	154,350	301.80
CANADA	75,124	61,355	-18.33	74,341	69,293	-6.79
NETHERLANDS	0	1,473	-	0	3,880	-
-GULA LAINNYA	4,723,292	5,314,636	12.52	3,151,984	3,973,805	26.07
JAPAN	3,508	0	-100.00	4,842	0	-100.00
HONG KONG	12,991	16,562	27.49	9,413	18,718	98.85
KOREA, REPUBLIC OF	118,480	106,744	-9.91	130,689	96,911	-25.85
TAIWAN	0	5,000	-	0	13,000	-
CHINA	1,644	0	-100.00	2,137	0	-100.00
PAPUA NEW GUINEA	4,727	0	-100.00	2,805	0	-100.00
THAILAND	28,000	55,200	97.14	29,099	22,973	-21.05
SINGAPORE	337,942	361,419	6.95	327,411	360,542	10.12
PHILIPPINES	7	394,885	5,641,114.29	656	591,650	90,090.55
MALAYSIA	151,853	116,353	-23.38	145,535	139,982	-3.82
BRUNEI DARUSSALAM	0	1,037	-	0	3,956	-
VIET NAM	1,283,228	1,050,098	-18.17	626,593	499,201	-20.33
MALDIVES	864	1,039	20.25	1,853	2,309	24.61
INDIA	2,000	229,291	11,364.55	1,640	146,199	8,814.57
PAKISTAN	2,500	1,601	-35.96	1,925	1,704	-11.48
BANGLADESH	40,600	0	-100.00	18,035	0	-100.00
SAUDI ARABIA	5,967	0	-100.00	4,780	0	-100.00
ISRAEL	76,442	14,500	-81.03	46,049	11,528	-74.97
JORDAN	203	0	-100.00	1,727	0	-100.00
TURKEY	18,500	0	-100.00	9,946	0	-100.00
UNITED ARAB EMIRATES	0	124	-	0	486	-
KENYA	24,000	0	-100.00	9,840	0	-100.00
BENIN	1,958	0	-100.00	675	0	-100.00
SOUTH AFRICA	59,150	339,850	474.56	25,603	150,590	488.17
AUSTRALIA	33,811	83,984	148.39	28,664	66,191	130.92
NEW ZEALAND	188,747	80,500	-57.35	114,058	55,226	-51.58
VANUATU	0	465	-	0	262	-
COOK ISLANDS	3,435	0	-100.00	4,598	0	-100.00
FIJI	0	24,000	-	0	12,960	-
EAST TIMOR	3,063	22,933	648.71	4,772	40,390	746.40
UNITED STATES	1,536,796	2,092,629	36.17	1,096,172	1,506,799	37.46
CANADA	74,200	117,199	57.95	35,593	104,800	194.44
GUATEMALA	48,000	0	-100.00	21,292	0	-100.00
SURINAME	0	229	-	0	705	-
UNITED KINGDOM	21,750	17,000	-21.84	14,187	10,910	-23.10
NETHERLANDS	331,400	33,496	-89.89	235,765	30,229	-87.18
GERMANY, FED. REP. OF	0	50	-	0	10	-
NORWAY	229,500	148,448	-35.32	141,880	85,574	-39.69
FINLAND	207	0	-100.00	1,840	0	-100.00
ITALY	280	0	-100.00	60	0	-100.00
SPAIN	16,489	0	-100.00	8,700	0	-100.00
PORTUGAL	61,050	0	-100.00	43,150	0	-100.00
-MAKANAN OLAHAN LAINNYA	109,990,790	144,985,108	31.82	228,424,614	335,971,002	47.08
JAPAN	1,453,973	1,283,890	-11.70	6,119,283	5,185,289	-15.26
HONG KONG	3,049,065	3,552,733	16.52	17,375,759	21,647,191	24.58
KOREA, DEMOCRATIC PEOPLE'S REPUB	12,042	19,104	58.64	12,711	26,065	105.06
KOREA, REPUBLIC OF	1,657,871	2,659,543	60.42	2,931,242	3,349,772	14.28
TAIWAN	6,189,302	5,543,536	-10.43	8,664,747	9,891,394	14.16
CHINA	1,182,343	2,111,406	78.58	2,687,892	7,275,396	170.67
MONGOLIA	0	37,936	-	0	66,922	-
MACAU	15,298	163	-98.93	70,350	140,196	99.28
PAPUA NEW GUINEA	1,216,807	1,507,429	23.88	3,269,394	4,474,062	36.85
THAILAND	4,424,151	4,466,864	0.97	9,110,087	10,585,870	16.20
SINGAPORE	4,747,320	4,488,493	-5.45	35,619,527	42,289,783	18.73
PHILIPPINES	13,463,884	26,820,341	99.20	21,634,350	58,199,708	169.02
MALAYSIA	20,904,803	29,618,394	41.68	27,113,772	40,542,814	49.53
MYANMAR (FORM. BURMA)	66,695	64,896	-2.70	181,587	133,382	-26.55
CAMBODIA	28,398	105,103	270.11	198,885	684,366	244.10
BRUNEI DARUSSALAM	985,587	1,259,364	27.78	1,668,670	2,690,572	61.24
LAO PEOPLE'S DEMOCRATIC REPUBLIC	6,000	0	-100.00	17,025	0	-100.00
NEPAL	0	10,926	-	0	17,137	-
VIET NAM	3,376,633	5,361,654	58.79	8,188,475	14,064,885	71.76
MALDIVES	363,586	296,946	-18.33	671,211	448,965	-33.11
INDIA	551,805	1,066,999	93.37	920,404	1,439,787	56.43
PAKISTAN	371,902	5,178,297	1,292.38	1,052,461	7,372,245	600.48

TABEL 5. PERKEMBANGAN EKSPOR INDONESIA MENURUT KOMODITI DAN NEGARA TUJUAN

JENIS BARANG	BERAT BERSIH (KG)		PERUB	NILAI FOB (US \$)		PERUB
	JAN-APR 2009	JAN-APR 2010	%	JAN-APR 2009	JAN-APR 2010	%
(1)	(2)	(3)	(4)	(5)	(6)	(7)
BANGLADESH	134,803	73,981	-45.12	278,876	179,321	-35.70
SRI LANKA	46,808	134,291	186.90	78,819	204,831	159.88
AFGHANISTAN	50,921	70,198	37.86	208,269	269,508	29.40
IRAQ	20,088	0	-100.00	27,551	0	-100.00
IRAN (ISLAMIC REPUBLIC OF)	28,035	42,388	51.20	85,463	88,048	3.02
SAUDI ARABIA	5,639,763	6,382,553	13.17	15,683,693	18,339,480	16.93
ISRAEL	411,617	355,882	-13.54	549,209	731,378	33.17
KUWAIT	201,034	336,233	67.25	429,623	546,293	27.16
JORDAN	816,080	844,957	3.54	1,650,298	2,206,146	33.68
LEBANON	233,503	314,595	34.73	482,092	757,388	57.10
YEMEN	224,406	481,594	114.61	398,535	990,267	148.48
OMAN	61,258	73,558	20.08	135,120	168,547	24.74
SYRIA ARAB REPUBLIC	80,158	87,282	8.89	73,191	196,380	168.31
TURKEY	81,241	350,898	331.92	110,651	604,648	446.45
UNITED ARAB EMIRATES	2,389,104	1,614,554	-32.42	4,606,029	3,858,181	-16.24
QATAR	145,941	108,634	-25.56	261,728	126,074	-51.83
BAHRAIN	166,224	263,224	58.35	288,623	485,300	68.14
CYPRUS	17,848	16,834	-5.68	26,982	27,007	0.09
EGYPT	225,142	259,800	15.39	432,742	509,650	17.77
LIBYAN ARAB JAMAHIRIYA	49	48,283	98,436.73	60	120,557	200,828.33
MOROCCO	65,975	7,526	-88.59	64,831	14,052	-78.33
ALGERIA	4,712	62,372	1,223.68	13,974	70,288	402.99
SUDAN	86	31	-63.95	375	193	-48.53
ERITREA	9,543	9,540	-0.03	39,720	39,750	0.08
NAMIBIA	5,769	1,037	-82.02	4,808	6,489	34.96
TANZANIA, UNITED REPUBLIC OF	2,610	16,052	515.02	2,345	14,762	529.51
MADAGASCAR	73,171	495,031	576.54	95,171	571,463	500.46
KENYA	190,387	182,038	-4.39	373,066	311,936	-16.39
REUNION	0	4,997	-	0	6,247	-
MOZAMBIQUE	0	9,937	-	0	17,089	-
TOGO	11,478	129,865	1,031.43	72,405	307,784	325.09
GHANA	258,188	168,565	-34.71	476,272	307,109	-35.52
GUINEA	50,639	51,886	2.46	137,608	141,646	2.93
ANGOLA	116,092	122,453	5.48	265,362	214,446	-19.19
CONGO	0	17	-	0	20	-
CAMEROON	23,701	4,475	-81.12	44,340	14,184	-68.01
NIGERIA	2,688,900	1,657,452	-38.36	5,383,087	7,984,451	48.32
SIERRA LEONE	0	9,398	-	0	39,160	-
GABON	20,982	0	-100.00	17,651	0	-100.00
COTE D'IVOIRE	0	61	-	0	85	-
SENEGAL	23,808	11,551	-51.48	215,422	42,875	-80.10
MAURITANIA	7,700	0	-100.00	23,954	0	-100.00
MALI	391	15,665	3,906.39	775	189,486	24,349.81
BENIN	56,590	149,439	164.07	106,399	251,023	135.93
GUINEA BISSAU	0	4	-	0	24	-
GAMBIA	1,715	44,280	2,481.92	3,826	184,500	4,722.27
SEYCHELLES	22,429	20,963	-6.54	44,083	69,803	58.34
UGANDA	2,737	2,916	6.54	7,647	10,818	41.47
DJIBOUTI	7,198	6,982	-3.00	29,411	33,909	15.29
SAO TOME AND PRINCIPE	4,995	3,811	-23.70	9,277	5,400	-41.79
SOUTH AFRICA	315,357	1,117,121	254.24	542,680	1,848,448	240.61
MALAWI	0	10,052	-	0	23,599	-
COMOROS	0	1,251	-	0	3,142	-
MAURITIUS	224,602	270,363	20.37	434,194	535,836	23.41
VIRGIN ISLANDS (BRITISH)	0	688	-	0	3,420	-
AUSTRALIA	5,087,435	6,050,146	18.92	8,891,639	14,107,976	58.67
NEW ZEALAND	1,063,246	934,915	-12.07	1,956,717	2,011,407	2.79
MICRONESIA, FEDERATED STATES OF	14,946	4,904	-67.19	33,894	7,492	-77.90
GUAM	4,485	2,995	-33.22	42,375	29,937	-29.35
NAURU	5,674	9,035	59.24	9,568	22,168	131.69
NEW CALEDONIA	51,072	86,743	69.84	107,214	152,148	41.91
NORTHERN MARIANA ISLANDS	8,027	14,336	78.60	22,041	35,397	60.60
VANUATU	19,871	63,966	221.91	24,098	105,364	337.23
AMERICAN SAMOA	40,723	16,277	-60.03	53,264	28,425	-46.63
COOK ISLANDS	24,457	12,521	-48.80	36,437	20,343	-44.17
FIJI	156,344	266,831	70.67	298,274	526,054	76.37
KIRIBATI	11,741	24,864	111.77	25,773	52,032	101.89
MARSHALL ISLANDS	7,035	7,546	7.26	13,754	20,043	45.72
SAMOA	37,720	67,496	78.94	75,995	141,914	86.74
SOLOMON ISLANDS	219,677	288,215	31.20	344,455	540,247	56.84
TONGA	167,260	168,397	0.68	209,383	217,625	3.94
TUVALU	9,450	4,734	-49.90	18,047	7,364	-59.20
EAST TIMOR	4,364,054	4,341,802	-0.51	4,761,082	5,281,145	10.92
UNITED STATES	8,148,565	7,291,877	-10.51	14,196,922	16,946,985	19.37
CANADA	757,954	481,391	-36.49	1,094,470	1,659,444	51.62
MEXICO	309,098	480,064	55.31	643,713	862,442	33.98
PANAMA	6,750	4,208	-37.66	12,500	16,940	35.52
CUBA	3,718	0	-100.00	5,473	0	-100.00

TABEL 5. PERKEMBANGAN EKSPOR INDONESIA MENURUT KOMODITI DAN NEGARA TUJUAN

JENIS BARANG	BERAT BERSIH (KG)		PERUB	NILAI FOB (US \$)		PERUB
	JAN-APR 2009	JAN-APR 2010	%	JAN-APR 2009	JAN-APR 2010	%
(1)	(2)	(3)	(4)	(5)	(6)	(7)
SURINAME	24,312	48,968	101.41	38,003	98,963	160.41
CHILE	4,903	5,010	2.18	16,689	31,826	90.70
VENEZUELA	51,000	160,060	213.84	33,150	76,810	131.70
ARGENTINA	13,965	0	-100.00	31,315	0	-100.00
BRAZIL	263,667	470,687	78.52	118,180	295,807	150.30
COLOMBIA	0	2,707	-	0	12,300	-
URUGUAY	5,500	500	-90.91	9,736	6,675	-31.44
GUYANA	3,380	17,064	404.85	4,781	28,456	495.19
TRINIDAD AND TOBAGO	0	17,106	-	0	31,060	-
PUERTO RICO	373,865	582,410	55.78	457,318	755,701	65.25
DOMINICAN REPUBLIC	141,000	269,057	90.82	34,390	125,962	266.28
COSTA RICA	24,000	24,000	0.00	17,160	27,600	60.84
HAITI	13,679	0	-100.00	17,480	0	-100.00
DOMINICA	34,000	0	-100.00	10,000	0	-100.00
FRENCH POLYNESIA	14,465	22,910	58.38	49,791	72,761	46.13
NETHERLANDS ANTILLES	132	2,943	2,129.55	1,076	5,950	452.97
GUADELOUPE	0	20	-	0	16	-
UNITED KINGDOM	539,527	503,677	-6.64	1,543,342	1,439,063	-6.76
NETHERLANDS	6,014,016	6,276,809	4.37	6,470,214	7,996,336	23.59
FRANCE	79,111	48,633	-38.53	154,063	94,369	-38.75
GERMANY, FED. REP. OF	379,976	493,486	29.87	1,209,566	1,115,270	-7.80
AUSTRIA	40,454	22,661	-43.98	202,719	137,528	-32.16
BELGIUM	133,636	181,397	35.74	414,932	473,732	14.17
SWITZERLAND	8,512	5,995	-29.57	17,592	9,864	-43.93
DENMARK	300	0	-100.00	44,198	0	-100.00
NORWAY	49,465	23,852	-51.78	98,124	47,132	-51.97
SWEDEN	91,371	172,977	89.31	117,470	210,988	79.61
FINLAND	16,402	1,765,348	10,663.00	33,205	2,762,071	8,218.24
IRELAND	2,249	0	-100.00	3,263	0	-100.00
ITALY	56,262	92,862	65.05	408,680	552,472	35.18
SPAIN	1,150,033	525,917	-54.27	1,091,704	898,307	-17.72
PORTUGAL	76,684	109,504	42.80	61,934	154,653	149.71
MONTSERRAT	3,130	0	-100.00	4,455	0	-100.00
GREECE	5,701	16,197	184.11	9,701	60,751	526.23
DEMOCRATIC REPUBLIC OF THE CONGO	0	32,049	-	0	57,640	-
POLAND	80,227	63,332	-21.06	251,350	347,802	38.37
ROMANIA	0	40,987	-	0	8,546	-
BULGARIA	31,979	85,360	166.93	62,762	197,613	214.86
ARMENIA	5,002	7,889	57.72	10,753	22,713	111.22
BELARUS	0	9,821	-	0	20,615	-
KAZAKHSTAN	17,856	15,000	-15.99	42,904	19,125	-55.42
KYRGYZSTAN	3,744	0	-100.00	8,996	0	-100.00
UKRAINE	80,030	31,536	-60.59	82,680	37,966	-54.08
LITHUANIA	24,744	42,000	69.74	71,996	244,200	239.19
LATVIA	0	4,218	-	0	16,085	-
ESTONIA	18,850	0	-100.00	7,540	0	-100.00
CROATIA	0	35,087	-	0	55,048	-
MALTA	111,770	51,076	-54.30	204,654	94,305	-53.92
SLOVAKIA	0	4,278	-	0	35,021	-
SLOVENIA	0	9,068	-	0	14,984	-
CZECH REPUBLIC	200,454	127,320	-36.48	297,584	237,012	-20.35
RUSSIA FEDERATION	50,892	38,492	-24.37	58,007	48,770	-15.92
SEMEN	906,374,780	693,904,762	-23.44	37,883,232	25,586,493	-32.46
JAPAN	0	225,187	-	0	23,316	-
HONG KONG	896,000	1,344,000	50.00	89,924	134,886	50.00
TAIWAN	5,300,320	6,504,000	22.71	420,698	571,697	35.89
PAPUA NEW GUINEA	0	15,456	-	0	12,072	-
THAILAND	10,902	72,387	563.98	1,000	15,361	1,436.10
SINGAPORE	202,752	110,008	-45.74	43,086	10,098	-76.56
PHILIPPINES	0	291,200	-	0	28,344	-
MALAYSIA	109,423,659	187,347,210	71.21	3,938,498	6,501,936	65.09
MYANMAR (FORM. BURMA)	0	71,518	-	0	8,238	-
BRUNEI DARUSSALAM	2,500,500	2,500,500	0.00	264,653	310,737	17.41
VIET NAM	50,000	1,120,000	2,140.00	4,412	111,124	2,418.68
MALDIVES	0	2,750,000	-	0	151,250	-
INDIA	134,421,861	25,050,608	-81.36	4,219,984	733,857	-82.61
BANGLADESH	35,000,000	133,402,314	281.15	1,085,000	3,365,737	210.21
SRI LANKA	253,636,558	74,698,407	-70.55	12,654,075	2,246,098	-82.25
UNITED ARAB EMIRATES	69,340,463	0	-100.00	2,227,909	0	-100.00
TANZANIA, UNITED REPUBLIC OF	42,022,187	0	-100.00	1,509,017	0	-100.00
MADAGASCAR	45,412,726	0	-100.00	2,063,172	0	-100.00
REUNION	625	0	-100.00	817	0	-100.00
EQUATORIAL GUINEA	21,000,000	0	-100.00	1,239,000	0	-100.00
TOGO	0	15,000,000	-	0	524,475	-
GHANA	0	90,000,000	-	0	3,146,850	-
COMOROS	3,500,812	0	-100.00	192,545	0	-100.00
MAURITIUS	77,538,599	56,038,191	-27.73	3,304,237	2,017,375	-38.95

TABEL 5. PERKEMBANGAN EKSPOR INDONESIA MENURUT KOMODITI DAN NEGARA TUJUAN

JENIS BARANG	BERAT BERSIH (KG)		PERUB %	NILAI FOB (US \$)		PERUB %
	JAN-APR 2009	JAN-APR 2010		JAN-APR 2009	JAN-APR 2010	
(1)	(2)	(3)	(4)	(5)	(6)	(7)
AUSTRALIA	81,046,502	52,710,763	-34.96	2,836,796	2,403,610	-15.27
NEW ZEALAND	660,000	1,000,000	51.52	101,640	154,000	51.52
VANUATU	0	1,405,998	-	0	76,496	-
EAST TIMOR	13,909,655	27,435,289	97.24	1,091,342	2,083,522	90.91
UNITED STATES	174	8,100,789	4,655,525.86	215	576,492	268,035.81
FRENCH POLYNESIA	10,498,000	6,493,997	-38.14	582,044	355,965	-38.84
FRANCE	816	0	-100.00	1,611	0	-100.00
GERMANY, FED. REP. OF	36	0	-100.00	133	0	-100.00
BELGIUM	70	0	-100.00	5	0	-100.00
SPAIN	48	0	-100.00	25	0	-100.00
PORTUGAL	61	216,000	353,998.36	137	21,337	15,474.45
UKRAINE	0	940	-	0	1,620	-
SLOVAKIA	1,093	0	-100.00	11,215	0	-100.00
RUSSIA FEDERATION	361	0	-100.00	42	0	-100.00
-DARI ROTAN	1,106,597	1,385,393	25.19	3,957,942	5,103,632	28.95
JAPAN	105,922	123,812	16.89	525,671	632,155	20.26
HONG KONG	0	41	-	0	204	-
KOREA, REPUBLIC OF	109,436	198,934	81.78	298,542	465,192	55.82
TAIWAN	18,332	1,927	-89.49	50,718	1,629	-96.79
CHINA	0	21,005	-	0	52,898	-
THAILAND	182	828	354.95	250	3,512	1,304.80
SINGAPORE	156	0	-100.00	291	0	-100.00
PHILIPPINES	88	0	-100.00	130	0	-100.00
MALAYSIA	4,582	1,741	-62.00	5,239	2,032	-61.21
BHUTAN	0	72	-	0	1,714	-
MALDIVES	769	904	17.56	4,920	13,586	176.14
INDIA	668	292	-56.29	1,232	525	-57.39
SAUDI ARABIA	6,700	149	-97.78	31,114	588	-98.11
KUWAIT	0	1,222	-	0	10,814	-
JORDAN	1,710	0	-100.00	1,541	0	-100.00
LEBANON	603	0	-100.00	1,269	0	-100.00
OMAN	11	0	-100.00	81	0	-100.00
TURKEY	949	2,755	190.31	1,264	4,018	217.88
UNITED ARAB EMIRATES	458	1,231	168.78	2,792	10,920	291.12
REUNION	117	0	-100.00	235	0	-100.00
ANGOLA	857	0	-100.00	944	0	-100.00
SEYCHELLES	19,381	367	-98.11	34,911	600	-98.28
UGANDA	9	0	-100.00	46	0	-100.00
SOUTH AFRICA	627	2,539	304.94	1,173	12,196	939.73
MAURITIUS	119	0	-100.00	153	0	-100.00
VIRGIN ISLANDS (BRITISH)	92	0	-100.00	356	0	-100.00
AUSTRALIA	34,888	29,073	-16.67	74,101	68,286	-7.85
NEW ZEALAND	7,406	14,791	99.72	21,720	44,495	104.86
GUAM	0	4	-	0	48	-
NEW CALEDONIA	144	0	-100.00	208	0	-100.00
VANUATU	30	342	1,040.00	119	966	711.76
UNITED STATES	147,426	210,220	42.59	890,697	1,258,378	41.28
CANADA	5,970	6,271	5.04	26,480	13,102	-50.52
MEXICO	1,601	0	-100.00	14,443	0	-100.00
GUATEMALA	184	416	126.09	396	855	115.91
SURINAME	0	101	-	0	85	-
CHILE	0	45	-	0	272	-
VENEZUELA	4	0	-100.00	18	0	-100.00
ARGENTINA	43	0	-100.00	53	0	-100.00
BRAZIL	351	199	-43.30	1,136	363	-68.05
PUERTO RICO	293	0	-100.00	991	0	-100.00
COSTA RICA	0	983	-	0	1,608	-
ANGUILLA	222	0	-100.00	620	0	-100.00
FRENCH POLYNESIA	1,580	184	-88.35	2,326	695	-70.12
MARTINIQUE	416	0	-100.00	627	0	-100.00
GUADELOUPE	341	0	-100.00	330	0	-100.00
UNITED KINGDOM	25,840	45,332	75.43	128,515	149,398	16.25
NETHERLANDS	376,495	436,434	15.92	1,121,654	1,410,713	25.77
FRANCE	38,690	22,297	-42.37	90,991	57,128	-37.22
GERMANY, FED. REP. OF	49,495	62,388	26.05	176,491	167,833	-4.91
AUSTRIA	66	0	-100.00	114	0	-100.00
BELGIUM	49,653	146,692	195.43	147,776	465,065	214.71
SWITZERLAND	1,052	3,302	213.88	4,985	20,939	320.04
DENMARK	4,768	13,000	172.65	19,062	29,000	52.14
NORWAY	2,463	0	-100.00	4,097	0	-100.00
SWEDEN	5,800	14,040	142.07	36,885	61,772	67.47
FINLAND	7,204	9,090	26.18	42,122	105,669	150.86
IRELAND	730	0	-100.00	941	0	-100.00
ITALY	13,437	724	-94.61	33,784	782	-97.69
SPAIN	14,738	7,371	-49.99	58,682	17,888	-69.52
PORTUGAL	1,272	83	-93.47	445	420	-5.62
GREECE	9,107	1,913	-78.99	10,032	4,675	-53.40

TABEL 5. PERKEMBANGAN EKSPOR INDONESIA MENURUT KOMODITI DAN NEGARA TUJUAN

JENIS BARANG	BERAT BERSIH (KG)		PERUB	NILAI FOB (US \$)		PERUB
	JAN-APR 2009	JAN-APR 2010	%	JAN-APR 2009	JAN-APR 2010	%
(1)	(2)	(3)	(4)	(5)	(6)	(7)
HUNGARY	3,303	0	-100.00	3,280	0	-100.00
POLAND	1,137	0	-100.00	3,393	0	-100.00
BULGARIA	519	0	-100.00	887	0	-100.00
YUGOSLAVIA	236	0	-100.00	508	0	-100.00
KAZAKHSTAN	1,727	604	-65.03	6,522	2,394	-63.29
LITHUANIA	53	0	-100.00	170	0	-100.00
CROATIA	7,635	0	-100.00	6,757	0	-100.00
SLOVAKIA	10,745	46	-99.57	50,655	76	-99.85
SLOVENIA	606	277	-54.29	2,445	2,426	-0.78
CZECH REPUBLIC	7,053	446	-93.68	9,317	1,205	-87.07
RUSSIA FEDERATION	106	906	754.72	295	4,513	1,429.83
-DARI BAHAN LAINNYA	3,750,170	3,451,655	-7.96	10,456,551	10,432,914	-0.23
JAPAN	340,393	493,015	44.84	1,881,691	1,602,960	-14.81
HONG KONG	6,657	1,041	-84.36	11,611	9,944	-14.36
KOREA, REPUBLIC OF	68,250	40,931	-40.03	72,400	78,532	8.47
TAIWAN	258,668	182,947	-29.27	122,892	110,027	-10.47
CHINA	16,745	1,163	-93.05	25,030	2,484	-90.08
MACAU	0	1,548	-	0	4,337	-
PAPUA NEW GUINEA	0	603	-	0	485	-
THAILAND	4,280	10,921	155.16	8,553	43,521	408.84
SINGAPORE	24,966	71,434	186.13	31,039	273,690	781.76
PHILIPPINES	1,810	102	-94.36	1,662	219	-86.82
MALAYSIA	207,845	142,160	-31.60	181,807	186,707	2.70
BRUNEI DARUSSALAM	185	795	329.73	2,642	980	-62.91
BHUTAN	0	17	-	0	420	-
VIET NAM	0	108	-	0	4,170	-
MALDIVES	15,260	8,147	-46.61	43,616	52,769	20.99
INDIA	2,716	19,122	604.05	6,551	42,191	544.04
PAKISTAN	0	11	-	0	316	-
SRI LANKA	5,596	10,732	91.78	15,211	63,595	318.09
IRAN (ISLAMIC REPUBLIC OF)	6,364	15,100	137.27	15,680	36,650	133.74
SAUDI ARABIA	8,097	13,768	70.04	19,652	18,253	-7.12
ISRAEL	3,161	8,144	157.64	2,128	13,450	532.05
KUWAIT	4,501	853	-81.05	9,342	3,790	-59.43
JORDAN	25,106	1,129	-95.50	15,941	1,546	-90.30
LEBANON	24,610	1,473	-94.01	476,431	9,735	-97.96
OMAN	196	0	-100.00	1,304	0	-100.00
SYRIA ARAB REPUBLIC	203	0	-100.00	234	0	-100.00
TURKEY	22,965	26,750	16.48	30,008	38,714	29.01
UNITED ARAB EMIRATES	13,545	10,181	-24.84	53,362	31,207	-41.52
BAHRAIN	30,000	216	-99.28	1,000	34,441	3,344.10
CYPRUS	31,843	755	-97.63	23,882	1,856	-92.23
EGYPT	1,542	1,312	-14.92	1,350	3,231	139.33
MOROCCO	483	235	-51.35	915	535	-41.53
TUNISIA	3,675	28,942	687.54	41,745	58,704	40.63
ALGERIA	30	0	-100.00	16	0	-100.00
NAMIBIA	681	0	-100.00	472	0	-100.00
ETHIOPIA	47	0	-100.00	75	0	-100.00
TANZANIA, UNITED REPUBLIC OF	408	557	36.52	1,893	2,964	56.58
MADAGASCAR	5,076	776	-84.71	30,154	3,682	-87.79
KENYA	255	9	-96.47	2,129	231	-89.15
REUNION	28,619	17,753	-37.97	61,329	35,771	-41.67
MOZAMBIQUE	3,644	165	-95.47	3,866	302	-92.19
ANGOLA	2,132	0	-100.00	2,362	0	-100.00
CAMEROON	0	225	-	0	629	-
NIGERIA	4	23	475.00	4	36	800.00
GABON	37	124	235.14	2,485	275	-88.93
SENEGAL	3,938	765	-80.57	2,052	499	-75.68
SEYCHELLES	54,390	19,242	-64.62	20,295	33,536	65.24
CENTRAL AFRICAN REPUBLIC	120	0	-100.00	400	0	-100.00
DJIBOUTI	2,315	84	-96.37	5,950	421	-92.92
SOUTH AFRICA	16,199	19,725	21.77	34,167	48,143	40.90
MAURITIUS	8,138	7,636	-6.17	15,182	15,447	1.75
VIRGIN ISLANDS (BRITISH)	2,208	0	-100.00	1,142	0	-100.00
AUSTRALIA	227,951	251,498	10.33	312,757	442,453	41.47
NEW ZEALAND	11,687	5,989	-48.76	31,016	12,954	-58.23
GUAM	4,369	384	-91.21	12,412	3,383	-72.74
PALAU	7	128	1,728.57	157	365	132.48
NEW CALEDONIA	22,129	8,781	-60.32	42,484	26,839	-36.83
SAINT VINCENT AND THE GRENADINES	0	15	-	0	45	-
VANUATU	3,906	1,815	-53.53	5,561	3,827	-31.18
WALLIS AND FUTUNA ISLANDS	0	967	-	0	1,964	-
AMERICAN SAMOA	11	0	-100.00	194	0	-100.00
COOK ISLANDS	801	2,470	208.36	3,106	16,359	426.69
FIJI	2,423	1,395	-42.43	12,871	10,343	-19.64
SAMOA	1,904	0	-100.00	8,097	0	-100.00
EAST TIMOR	1,695	2,000	17.99	1,744	2,178	24.89

TABEL 5. PERKEMBANGAN EKSPOR INDONESIA MENURUT KOMODITI DAN NEGARA TUJUAN

JENIS BARANG	BERAT BERSIH (KG)		PERUB	NILAI FOB (US \$)		PERUB
	JAN-APR 2009	JAN-APR 2010	%	JAN-APR 2009	JAN-APR 2010	%
	(1)	(2)	(3)	(4)	(5)	(6)
UNITED STATES	461,020	546,421	18.52	2,697,411	3,170,236	17.53
CANADA	54,047	47,406	-12.29	200,718	119,412	-40.51
MEXICO	7,169	25,228	251.90	12,962	115,560	791.53
GUATEMALA	281	0	-100.00	1,221	0	-100.00
HONDURAS	1,100	0	-100.00	3,852	0	-100.00
NICARAGUA	0	142	-	0	317	-
PANAMA	38	182	378.95	24	275	1,045.83
SURINAME	0	350	-	0	295	-
CHILE	1,098	808	-26.41	5,882	3,370	-42.71
VENEZUELA	533	3,973	645.40	1,218	26,426	2,069.62
ARGENTINA	12,234	27,379	123.79	14,732	32,813	122.73
BRAZIL	25,394	51,558	103.03	72,738	104,276	43.36
COLOMBIA	2,307	8,215	256.09	5,915	30,445	414.71
URUGUAY	385	4,075	958.44	860	14,711	1,610.58
TRINIDAD AND TOBAGO	4,522	0	-100.00	5,440	0	-100.00
BAHAMAS	40	2,660	6,550.00	38	8,688	22,763.16
JAMAICA	2,227	1,917	-13.92	3,068	4,537	47.88
PUERTO RICO	2,413	523	-78.33	8,502	4,412	-48.11
DOMINICAN REPUBLIC	14,429	2,904	-79.87	24,939	7,874	-68.43
COSTA RICA	15,443	1,409	-90.88	8,598	1,852	-78.46
HAITI	1,601	0	-100.00	3,524	0	-100.00
BARBADOS	45,867	16	-99.97	36,778	185	-99.50
ANGUILLA	109	0	-100.00	139	0	-100.00
ARUBA	10	0	-100.00	20	0	-100.00
BERMUDA	192	792	312.50	563	599	6.39
CAYMAN ISLANDS	0	3,621	-	0	4,140	-
DOMINICA	0	1,241	-	0	2,163	-
FRENCH GUIANA	1,680	1,777	5.77	1,905	1,620	-14.96
FRENCH POLYNESIA	19,140	11,954	-37.54	29,303	17,815	-39.20
MARTINIQUE	13,165	4,847	-63.18	24,246	15,985	-34.07
NETHERLANDS ANTILLES	1,249	294	-76.46	1,672	681	-59.27
SAINT LUCIA	0	960	-	0	4,663	-
GUADELOUPE	7,218	3,986	-44.78	11,954	5,653	-52.71
UNITED KINGDOM	81,669	159,795	95.66	227,637	562,962	147.31
NETHERLANDS	172,454	143,832	-16.60	293,028	216,930	-25.97
FRANCE	342,017	232,904	-31.90	696,333	585,352	-15.94
GERMANY, FED. REP. OF	162,441	130,199	-19.85	499,650	370,023	-25.94
AUSTRIA	14,359	2,792	-80.56	21,446	12,379	-42.28
BELGIUM	125,006	117,984	-5.62	203,880	144,873	-28.94
SWITZERLAND	6,988	10,713	53.31	29,835	27,908	-6.46
DENMARK	14,254	6,851	-51.94	39,709	24,131	-39.23
NORWAY	3,912	542	-86.15	26,293	1,772	-93.26
SWEDEN	25,754	8,312	-67.73	34,889	13,202	-62.16
FINLAND	6,101	3,089	-49.37	18,271	4,374	-76.06
IRELAND	449	2,382	430.51	860	3,260	279.07
ITALY	183,695	164,262	-10.58	579,611	562,120	-3.02
SPAIN	162,034	144,785	-10.65	423,282	484,033	14.35
PORTUGAL	9,449	14,421	52.62	28,162	40,834	45.00
GREECE	33,309	31,793	-4.55	95,596	87,096	-8.89
HUNGARY	25,816	10,692	-58.58	84,544	16,052	-81.01
POLAND	52,943	45,133	-14.75	116,628	113,312	-2.84
ROMANIA	2,334	3,910	67.52	5,607	7,188	28.20
BULGARIA	13,529	4,390	-67.55	15,465	9,321	-39.73
YUGOSLAVIA	597	183	-69.35	567	642	13.23
ALBANIA	1,505	0	-100.00	748	0	-100.00
UKRAINE	600	256	-57.33	1,131	964	-14.77
LITHUANIA	85	0	-100.00	376	0	-100.00
LATVIA	52,124	168	-99.68	83,179	1,100	-98.68
ESTONIA	842	215	-74.47	1,786	1,107	-38.02
GEORGIA	0	125	-	0	376	-
CROATIA	5,757	7,260	26.11	16,624	13,432	-19.20
MALTA	81	180	122.22	918	499	-45.64
SLOVAKIA	0	800	-	0	1,290	-
SLOVENIA	5,028	4,303	-14.42	6,523	6,682	2.44
CZECH REPUBLIC	12,206	3,836	-68.57	6,340	11,044	74.20
RUSSIA FEDERATION	3,135	4,729	50.85	7,360	17,548	138.42
-DARI ROTAN	38,670,810	36,349,618	-6.00	92,072,876	102,779,080	11.63
JAPAN	4,329,017	4,766,885	10.11	14,490,084	15,843,583	9.34
HONG KONG	21,849	49,102	124.73	69,118	724,369	948.02
KOREA, REPUBLIC OF	334,060	520,127	55.70	529,511	1,170,775	121.10
TAIWAN	257,769	456,057	76.92	452,860	719,494	58.88
CHINA	110,536	151,732	37.27	224,644	255,871	13.90
MACAU	0	1,505	-	0	36,684	-
PAPUA NEW GUINEA	364	8,347	2,193.13	12,292	6,694	-45.54
THAILAND	67,819	77,176	13.80	259,732	203,022	-21.83
SINGAPORE	247,234	310,898	25.75	1,055,207	1,351,535	28.08
PHILIPPINES	37,913	33,266	-12.26	51,857	72,273	39.37

TABEL 5. PERKEMBANGAN EKSPOR INDONESIA MENURUT KOMODITI DAN NEGARA TUJUAN

JENIS BARANG	BERAT BERSIH (KG)		PERUB	NILAI FOB (US \$)		PERUB
	JAN-APR 2009	JAN-APR 2010	%	JAN-APR 2009	JAN-APR 2010	%
	(1)	(2)	(3)	(4)	(5)	(6)
MALAYSIA	1,292,624	922,534	-28.63	1,389,550	1,495,268	7.61
CAMBODIA	0	32,460	-	0	185,000	-
BRUNEI DARUSSALAM	35,021	22,006	-37.16	39,134	25,752	-34.20
VIET NAM	56,783	151,147	166.18	407,744	923,626	126.52
MALDIVES	133,761	60,910	-54.46	453,795	174,141	-61.63
INDIA	62,071	75,125	21.03	172,735	390,694	126.18
PAKISTAN	1,171	3,337	184.97	2,530	4,249	67.94
BANGLADESH	399	0	-100.00	5,207	0	-100.00
SRI LANKA	2,438	922	-62.18	7,703	2,175	-71.76
IRAQ	3,000	0	-100.00	8,256	0	-100.00
IRAN (ISLAMIC REPUBLIC OF)	12,768	13,251	3.78	65,727	51,471	-21.69
SAUDI ARABIA	98,846	112,331	13.64	174,228	235,049	34.91
ISRAEL	44,963	46,270	2.91	86,703	118,196	36.32
KUWAIT	67,309	24,200	-64.05	75,268	34,652	-53.96
JORDAN	29,450	14,206	-51.76	104,798	51,242	-51.10
LEBANON	296,710	253,372	-14.61	776,314	718,425	-7.46
YEMEN	1,550	0	-100.00	4,000	0	-100.00
OMAN	14,047	0	-100.00	54,891	0	-100.00
SYRIA ARAB REPUBLIC	45,675	26,154	-42.74	107,215	77,624	-27.60
TURKEY	360,656	307,825	-14.65	788,939	842,971	6.85
UNITED ARAB EMIRATES	117,488	117,079	-0.35	346,620	347,107	0.14
QATAR	38,303	15,407	-59.78	309,832	118,116	-61.88
BAHRAIN	2,014	5,337	165.00	7,946	14,328	80.32
CYPRUS	64,937	23,142	-64.36	299,652	71,838	-76.03
EGYPT	109,585	49,886	-54.48	207,039	183,670	-11.29
LIBYAN ARAB JAMAHIRIYA	0	57,538	-	0	60,192	-
MOROCCO	115,338	14,435	-87.48	315,570	48,126	-84.75
TUNISIA	20,412	29,599	45.01	49,527	133,529	169.61
ALGERIA	0	3,356	-	0	9,750	-
SUDAN	51,200	7,717	-84.93	137,208	32,360	-76.42
NAMIBIA	22,131	11,290	-48.99	70,553	30,858	-56.26
TANZANIA, UNITED REPUBLIC OF	3,128	7,657	144.79	10,056	33,159	229.74
MADAGASCAR	6,668	28,143	322.06	2,926	170,749	5,735.58
KENYA	1,208	5,238	333.61	600	33,409	5,468.17
REUNION	118,232	178,947	51.35	276,353	335,881	21.54
MOZAMBIQUE	55,812	5,994	-89.26	153,639	10,748	-93.00
EQUATORIAL GUINEA	0	5,079	-	0	4,920	-
TOGO	0	132	-	0	252	-
ANGOLA	14,014	0	-100.00	17,697	0	-100.00
CONGO	44,347	0	-100.00	43,699	0	-100.00
CAMEROON	0	337	-	0	942	-
NIGERIA	0	1,556	-	0	2,344	-
GABON	0	5,831	-	0	20,818	-
COTE D'IVOIRE	18,707	0	-100.00	19,070	0	-100.00
SENEGAL	0	8,541	-	0	89,772	-
BENIN	0	7,214	-	0	7,150	-
GUINEA BISSAU	0	3,615	-	0	17,952	-
U.S. VIRGIN ISLANDS	452	34	-92.48	960	940	-2.08
SEYCHELLES	19,208	22,530	17.29	41,045	115,268	180.83
UGANDA	2,808	0	-100.00	14,910	0	-100.00
DJIBOUTI	3,540	3,216	-9.15	5,499	13,334	142.48
SWAZILAND	0	4,800	-	0	6,200	-
SOUTH AFRICA	283,650	396,444	39.77	850,219	1,071,286	26.00
ZIMBABWE	0	1,193	-	0	6,935	-
MAURITIUS	19,885	55,415	178.68	54,295	108,695	100.19
VIRGIN ISLANDS (BRITISH)	2,803	6,792	142.31	10,823	24,777	128.93
AUSTRALIA	1,011,023	1,112,117	10.00	2,287,883	2,620,472	14.54
NEW ZEALAND	38,459	61,334	59.48	67,529	90,141	33.48
GUAM	11,291	22,806	101.98	16,256	57,085	251.16
PALAU	11,433	0	-100.00	23,500	0	-100.00
NEW CALEDONIA	35,906	58,821	63.82	52,996	193,363	264.86
NORTHERN MARIANA ISLANDS	0	8,494	-	0	22,363	-
VANUATU	8,390	21,062	151.04	34,435	36,163	5.02
WALLIS AND FUTUNA ISLANDS	2,756	2,222	-19.38	4,135	4,455	7.74
COOK ISLANDS	340	0	-100.00	500	0	-100.00
FIJI	9,400	2,015	-78.56	48,085	13,065	-72.83
EAST TIMOR	87,966	257,295	192.49	122,280	243,591	99.21
UNITED STATES	2,151,534	3,412,100	58.59	7,768,425	12,197,461	57.01
CANADA	155,973	402,525	158.07	551,534	1,403,357	154.45
MEXICO	166,042	134,004	-19.30	483,630	331,757	-31.40
GUATEMALA	7,567	0	-100.00	27,935	0	-100.00
HONDURAS	0	5,888	-	0	9,644	-
PANAMA	17,025	23,838	40.02	55,159	66,295	20.19
SURINAME	19,756	19,558	-1.00	29,635	42,007	41.75
CHILE	20,582	21,374	3.85	111,801	95,549	-14.54
VENEZUELA	25,439	11,157	-56.14	51,570	29,881	-42.06
ARGENTINA	35,528	11,239	-68.37	117,279	39,477	-66.34
BRAZIL	44,838	61,515	37.19	129,540	201,275	55.38

TABEL 5. PERKEMBANGAN EKSPOR INDONESIA MENURUT KOMODITI DAN NEGARA TUJUAN

JENIS BARANG	BERAT BERSIH (KG)		PERUB	NILAI FOB (US \$)		PERUB
	JAN-APR 2009	JAN-APR 2010	%	JAN-APR 2009	JAN-APR 2010	%
	(1)	(2)	(3)	(4)	(5)	(6)
COLOMBIA	12,500	39,085	212.68	36,410	104,552	187.15
BOLIVIA	59	0	-100.00	491	0	-100.00
URUGUAY	4,597	18,898	311.09	18,287	32,354	76.92
PARAGUAY	2,508	6,645	164.95	9,674	26,366	172.54
ECUADOR	17,207	3,000	-82.57	84,666	11,891	-85.96
PERU	11,136	0	-100.00	23,916	0	-100.00
GUYANA	2,160	0	-100.00	11,484	0	-100.00
TRINIDAD AND TOBAGO	7,760	11,339	46.12	21,524	46,954	118.15
BAHAMAS	0	110	-	0	585	-
JAMAICA	3,241	328	-89.88	3,865	291	-92.47
PUERTO RICO	18,962	3,090	-83.70	61,646	12,848	-79.16
BELIZE	1,967	4,632	135.49	19,639	9,649	-50.87
DOMINICAN REPUBLIC	23,480	10,178	-56.65	95,134	18,444	-80.61
COSTA RICA	12,996	3,650	-71.91	37,160	2,040	-94.51
BARBADOS	0	3,789	-	0	7,640	-
ANTIGUA AND BARBUDA	0	133	-	0	25	-
ANGUILLA	3,534	0	-100.00	14,433	0	-100.00
ARUBA	17,461	6,584	-62.29	33,122	15,548	-53.06
BERMUDA	3,425	0	-100.00	16,752	0	-100.00
CAPE VERDE	0	9,836	-	0	14,171	-
CAYMAN ISLANDS	709	11,566	1,531.31	12,210	14,355	17.57
DOMINICA	0	1,454	-	0	6,824	-
FRENCH GUIANA	27,495	26,837	-2.39	60,989	67,067	9.97
FRENCH POLYNESIA	69,608	168,369	141.88	169,594	226,254	33.41
GRENADA	0	2,533	-	0	1,474	-
MARTINIQUE	34,741	41,616	19.79	97,309	102,593	5.43
NETHERLANDS ANTILLES	44,410	34,905	-21.40	101,826	123,481	21.27
NORFOLK ISLANDS	0	2,622	-	0	10,363	-
SAINT LUCIA	1,750	0	-100.00	9,768	0	-100.00
GUADELOUPE	80,100	105,555	31.78	211,865	290,076	36.92
SAINT KITTS AND NEVIS	0	1,317	-	0	2,954	-
UNITED KINGDOM	8,959,514	4,746,682	-47.02	5,177,695	8,398,097	62.20
NETHERLANDS	2,018,232	2,302,859	14.10	5,900,957	6,135,770	3.98
FRANCE	1,500,148	1,443,788	-3.76	3,685,546	3,605,047	-2.18
GERMANY, FED. REP. OF	4,726,070	4,517,031	-4.42	14,575,679	13,238,610	-9.17
AUSTRIA	30,226	67,342	122.79	65,435	121,675	85.95
BELGIUM	1,441,398	1,641,147	13.86	4,832,721	5,807,991	20.18
SWITZERLAND	57,463	48,902	-14.90	139,276	158,436	13.76
DENMARK	161,604	200,002	23.76	654,790	790,384	20.71
NORWAY	78,218	244,415	212.48	375,187	1,007,991	168.66
SWEDEN	123,726	358,301	189.59	826,481	1,539,829	86.31
FINLAND	388,151	189,035	-51.30	1,227,470	660,290	-46.21
IRELAND	169,642	13,133	-92.26	297,868	14,707	-95.06
ITALY	2,061,001	1,953,627	-5.21	5,601,033	5,332,794	-4.79
SPAIN	1,202,588	1,004,030	-16.51	3,590,724	2,712,288	-24.46
PORTUGAL	176,411	150,817	-14.51	536,381	406,940	-24.13
ICELAND	0	12,449	-	0	32,315	-
GREECE	729,768	442,579	-39.35	1,681,374	1,131,431	-32.71
HUNGARY	33,547	24,386	-27.31	132,427	124,330	-6.11
POLAND	463,117	284,645	-38.54	1,379,083	823,926	-40.26
ROMANIA	165,810	107,874	-34.94	451,005	289,356	-35.84
BULGARIA	86,939	41,364	-52.42	171,729	63,910	-62.78
YUGOSLAVIA	6,584	4,147	-37.01	23,044	14,458	-37.26
ALBANIA	554	5,300	856.68	240	4,563	1,801.25
ARMENIA	2,320	9,200	296.55	10,984	16,456	49.82
KAZAKHSTAN	10,268	8,030	-21.80	35,180	34,045	-3.23
UKRAINE	65,806	162,468	146.89	209,783	506,661	141.52
UZBEKISTAN	0	8,226	-	0	20,912	-
LITHUANIA	14,675	41,275	181.26	60,575	81,539	34.61
LATVIA	34,975	37,929	8.45	148,230	110,169	-25.68
ESTONIA	23,778	35,945	51.17	80,448	111,435	38.52
GEORGIA	0	6,299	-	0	10,253	-
CROATIA	81,537	76,752	-5.87	256,207	219,301	-14.40
MALTA	1,800	19,750	997.22	13,370	36,852	175.63
SLOVAKIA	13,688	12,538	-8.40	2,000	30,923	1,446.15
SLOVENIA	58,259	46,797	-19.67	179,789	129,865	-27.77
CZECH REPUBLIC	44,082	18,397	-58.27	122,864	50,095	-59.23
RUSSIA FEDERATION	374,184	370,083	-1.10	1,375,650	1,318,996	-4.12
-DARI BAHAN LAINNYA	183,664,592	257,521,235	40.21	468,886,477	679,219,948	44.86
JAPAN	27,779,795	34,290,299	23.44	53,039,430	63,460,829	19.65
HONG KONG	142,775	243,000	70.20	476,641	654,225	37.26
KOREA, DEMOCRATIC PEOPLE'S REPUB	0	13,131	-	0	11,673	-
KOREA, REPUBLIC OF	3,139,115	4,902,605	56.18	6,950,505	9,889,441	42.28
TAIWAN	2,087,859	3,146,610	50.71	5,131,735	8,142,408	58.67
CHINA	996,044	1,843,080	85.04	1,687,262	3,495,501	107.17
MACAU	6,270	2,320	-63.00	50,243	10,630	-78.84
PAPUA NEW GUINEA	7,226	0	-100.00	10,211	0	-100.00

TABEL 5. PERKEMBANGAN EKSPOR INDONESIA MENURUT KOMODITI DAN NEGARA TUJUAN

JENIS BARANG	BERAT BERSIH (KG)		PERUB %	NILAI FOB (US \$)		PERUB %
	JAN-APR 2009	JAN-APR 2010		JAN-APR 2009	JAN-APR 2010	
(1)	(2)	(3)	(4)	(5)	(6)	(7)
THAILAND	262,255	159,726	-39.10	377,305	325,963	-13.61
SINGAPORE	1,789,942	2,331,744	30.27	4,148,345	5,288,572	27.49
PHILIPPINES	487,755	579,247	18.76	414,613	580,030	39.90
MALAYSIA	6,623,481	6,342,522	-4.24	7,824,457	10,794,771	37.96
CAMBODIA	5,634	0	-100.00	9,699	0	-100.00
BRUNEI DARUSSALAM	79,440	69,432	-12.60	129,695	79,898	-38.40
LAO PEOPLE'S DEMOCRATIC REPUBLIC	0	1,466	-	0	10,396	-
VIET NAM	57,886	29,862	-48.41	140,422	117,638	-16.23
MALDIVES	439,531	162,580	-63.01	874,406	438,364	-49.87
INDIA	769,413	1,257,423	63.43	926,536	1,605,752	73.31
PAKISTAN	4,988	4,701	-5.75	11,415	22,413	96.35
BANGLADESH	47,665	0	-100.00	26,095	0	-100.00
SRI LANKA	190,324	99,291	-47.83	185,265	182,954	-1.25
IRAQ	0	16,665	-	0	28,456	-
IRAN (ISLAMIC REPUBLIC OF)	68,784	92,877	35.03	194,139	271,856	40.03
SAUDI ARABIA	802,308	660,358	-17.69	999,862	977,171	-2.27
ISRAEL	466,888	553,959	18.65	966,023	1,393,211	44.22
KUWAIT	453,444	872,800	92.48	697,189	1,129,675	62.03
JORDAN	57,909	57,417	-0.85	191,923	252,502	31.56
LEBANON	334,864	349,220	4.29	792,292	940,834	18.75
YEMEN	113,854	128,962	13.27	199,260	142,870	-28.30
OMAN	109,665	61,618	-43.81	130,581	91,887	-29.63
SYRIA ARAB REPUBLIC	80,840	20,543	-74.59	118,518	75,856	-36.00
TURKEY	691,248	1,098,827	58.96	2,961,119	4,291,245	44.92
UNITED ARAB EMIRATES	12,815,178	7,944,331	-38.01	9,943,985	7,338,637	-26.20
QATAR	75,677	99,043	30.88	113,446	257,875	127.31
BAHRAIN	98,809	145,621	47.38	227,422	389,271	71.17
CYPRUS	127,150	102,944	-19.04	602,572	442,994	-26.48
EGYPT	280,463	300,947	7.30	393,649	612,822	55.68
LIBYAN ARAB JAMAHIRIYA	374,859	185,323	-50.56	398,717	267,605	-32.88
MOROCCO	350,569	161,681	-53.88	487,816	317,193	-34.98
TUNISIA	50,075	58,434	16.69	261,754	461,431	76.28
ALGERIA	68,699	36,796	-46.44	105,394	48,409	-54.07
SUDAN	39,065	78,252	100.31	48,960	115,562	136.03
ERITREA	0	9,491	-	0	147,390	-
NAMIBIA	151,209	155,447	2.80	138,370	114,629	-17.16
ETHIOPIA	4,998	83,766	1,575.99	7,963	92,854	1,066.07
TANZANIA, UNITED REPUBLIC OF	297,540	486,935	63.65	275,040	443,066	61.09
MADAGASCAR	19,272	2,851	-85.21	22,413	4,697	-79.04
KENYA	175,705	117,333	-33.22	202,721	104,881	-48.26
REUNION	562,510	526,133	-6.47	996,863	997,487	0.06
MOZAMBIQUE	66,285	59,991	-9.50	193,736	184,015	-5.02
EQUATORIAL GUINEA	0	4,579	-	0	7,800	-
TOGO	25,106	0	-100.00	16,169	0	-100.00
GHANA	51,838	0	-100.00	94,670	0	-100.00
GUINEA	20,546	0	-100.00	39,778	0	-100.00
ANGOLA	480,768	260,652	-45.78	543,593	226,973	-58.25
CONGO	24,766	24,437	-1.33	54,290	34,594	-36.28
CAMEROON	0	53	-	0	153	-
NIGERIA	52,815	34,108	-35.42	77,862	90,419	16.13
SIERRA LEONE	13,459	0	-100.00	20,930	0	-100.00
GABON	9,398	19,600	108.56	19,184	51,484	168.37
COTE D'IVOIRE	2,491	0	-100.00	4,146	0	-100.00
SENEGAL	4,160	8,645	107.81	2,168	57,114	2,534.41
MAURITANIA	0	3,348	-	0	9,342	-
BENIN	248,281	968	-99.61	341,606	960	-99.72
U.S. VIRGIN ISLANDS	34,658	19,127	-44.81	87,236	36,285	-58.41
SEYCHELLES	52,384	82,516	57.52	146,088	249,357	70.71
UGANDA	0	18,304	-	0	24,665	-
DJIBOUTI	415,661	119,487	-71.25	271,693	63,326	-76.69
SAO TOME AND PRINCIPE	563	0	-100.00	200	0	-100.00
SWAZILAND	0	580	-	0	750	-
SOUTH AFRICA	908,198	1,217,599	34.07	1,844,569	2,196,613	19.09
ZAMBIA	10,525	0	-100.00	10,010	0	-100.00
COMOROS	0	447	-	0	1,122	-
MAURITIUS	257,146	170,490	-33.70	541,448	384,817	-28.93
RWANDA	39,382	12,603	-68.00	49,092	13,574	-72.35
VIRGIN ISLANDS (BRITISH)	19,064	10,903	-42.81	57,750	36,571	-36.67
AUSTRALIA	6,460,736	7,188,010	11.26	11,985,444	15,341,636	28.00
NEW ZEALAND	376,394	689,402	83.16	787,140	1,274,224	61.88
MICRONESIA, FEDERATED STATES OF	681	0	-100.00	665	0	-100.00
GUAM	10,230	5,466	-46.57	16,556	8,834	-46.64
PALAU	275	0	-100.00	566	0	-100.00
NEW CALEDONIA	181,305	167,031	-7.87	273,304	409,730	49.92
NORTHERN MARIANA ISLANDS	0	12,443	-	0	84,013	-
SAINT VINCENT AND THE GRENADINES	37,053	17,603	-52.49	29,808	87,111	192.24
VANUATU	32,560	20,347	-37.51	51,013	17,592	-65.51
WALLIS AND FUTUNA ISLANDS	8,783	12,616	43.64	11,500	21,396	86.05

TABEL 5. PERKEMBANGAN EKSPOR INDONESIA MENURUT KOMODITI DAN NEGARA TUJUAN

JENIS BARANG	BERAT BERSIH (KG)		PERUB	NILAI FOB (US \$)		PERUB
	JAN-APR 2009	JAN-APR 2010	%	JAN-APR 2009	JAN-APR 2010	%
	(1)	(2)	(3)	(4)	(5)	(6)
AMERICAN SAMOA	2,288	5,953	160.18	15,205	8,765	-42.35
COOK ISLANDS	3,000	9,703	223.43	1,089	24,631	2,161.80
FIJI	138,382	27,654	-80.02	926,689	33,287	-96.41
SAMOA	173	3,137	1,713.29	735	4,561	520.54
TONGA	0	4,341	-	0	11,489	-
EAST TIMOR	18,798	422,962	2,150.04	20,364	439,410	2,057.78
UNITED STATES	42,119,255	51,679,236	22.70	140,526,084	168,011,774	19.56
CANADA	2,224,339	2,638,369	18.61	7,099,104	7,764,366	9.37
MEXICO	183,279	277,661	51.50	472,615	1,023,247	116.51
GUATEMALA	44,702	49,716	11.22	94,573	106,988	13.13
NICARAGUA	0	1,355	-	0	2,968	-
PANAMA	112,391	41,300	-63.25	184,952	87,928	-52.46
SURINAME	57,727	48,676	-15.68	91,979	88,405	-3.89
CHILE	18,434	45,144	144.90	28,248	141,814	402.03
VENEZUELA	40,193	12,081	-69.94	101,221	20,576	-79.67
ARGENTINA	273,034	265,116	-2.90	581,599	401,820	-30.91
BRAZIL	76,719	96,567	25.87	178,394	230,953	29.46
COLOMBIA	47,088	86,240	83.15	95,658	136,686	42.89
BOLIVIA	1,342	0	-100.00	10,889	0	-100.00
URUGUAY	7,261	14,141	94.75	6,333	54,835	765.86
ECUADOR	15,421	2,458	-84.06	29,569	5,533	-81.29
PERU	7,299	6,549	-10.28	14,167	20,122	42.03
TRINIDAD AND TOBAGO	21,017	38,381	82.62	31,494	58,199	84.79
BAHAMAS	17,657	17,018	-3.62	25,397	32,570	28.24
JAMAICA	52,897	93,646	77.03	73,079	310,904	325.44
PUERTO RICO	281,412	307,660	9.33	618,561	745,698	20.55
BELIZE	530	5,001	843.58	5,292	3,480	-34.24
DOMINICAN REPUBLIC	132,583	214,795	62.01	348,196	456,944	31.23
COSTA RICA	27,929	60,342	116.05	43,452	97,096	123.46
HAITI	16,099	0	-100.00	36,122	0	-100.00
BARBADOS	18,394	0	-100.00	24,101	0	-100.00
ANTIGUA AND BARBUDA	37,970	0	-100.00	54,251	0	-100.00
ANGUILLA	4,075	615	-84.91	5,581	1,949	-65.08
ARUBA	28,952	44,439	53.49	75,280	74,194	-1.44
BERMUDA	18,244	10,716	-41.26	45,035	45,631	1.32
CAYMAN ISLANDS	13,553	0	-100.00	28,170	0	-100.00
DOMINICA	22,639	5,685	-74.89	50,427	11,942	-76.32
FRENCH GUIANA	69,359	51,926	-25.13	119,358	94,429	-20.89
FRENCH POLYNESIA	233,863	128,895	-44.88	349,405	250,856	-28.20
GRENADA	12,673	3,200	-74.75	50,520	4,943	-90.22
MARTINIQUE	159,308	135,661	-14.84	264,653	262,904	-0.66
NETHERLANDS ANTILLES	156,651	67,327	-57.02	483,401	179,600	-62.85
SAINT LUCIA	2,227	4,156	86.62	12,927	35,375	173.65
TURKS AND CAICOS ISLANDS	3,000	0	-100.00	4,500	0	-100.00
GUADELOUPE	146,867	213,575	45.42	288,673	430,079	48.98
UNITED KINGDOM	8,849,258	27,095,702	206.19	25,248,214	80,793,594	220.00
NETHERLANDS	12,933,599	13,500,247	4.38	38,636,787	40,454,432	4.70
FRANCE	9,556,450	43,508,155	355.28	27,907,743	116,030,314	315.76
GERMANY, FED. REP. OF	7,487,801	9,914,884	32.41	23,886,043	28,336,417	18.63
AUSTRIA	123,224	312,744	153.80	644,943	1,116,108	73.06
BELGIUM	6,667,892	7,582,363	13.71	23,202,078	25,826,975	11.31
SWITZERLAND	201,275	525,888	161.28	972,232	1,271,660	30.80
DENMARK	1,534,142	2,179,138	42.04	6,704,417	6,752,084	0.71
NORWAY	789,156	558,135	-29.27	2,384,822	2,367,569	-0.72
SWEDEN	1,028,468	1,393,147	35.46	3,528,016	4,670,272	32.38
FINLAND	314,867	349,056	10.86	1,259,006	1,367,550	8.62
IRELAND	669,221	435,536	-34.92	1,763,028	1,229,607	-30.26
ITALY	5,230,218	4,695,176	-10.23	16,767,676	17,301,290	3.18
SPAIN	3,887,349	4,578,621	17.78	10,260,033	11,657,464	13.62
PORTUGAL	644,169	702,427	9.04	1,431,138	1,294,327	-9.56
ICELAND	5,197	12,466	139.87	15,409	32,060	108.06
GREECE	1,238,339	851,630	-31.23	3,168,695	2,708,483	-14.52
DEMOCRATIC REPUBLIC OF THE CONGO	55,341	86,067	55.52	68,668	117,136	70.58
HUNGARY	58,416	23,388	-59.96	108,635	53,470	-50.78
POLAND	398,311	338,693	-14.97	1,021,052	968,349	-5.16
ROMANIA	121,661	43,372	-64.35	206,746	147,446	-28.68
BULGARIA	108,818	34,921	-67.91	221,014	87,199	-60.55
YUGOSLAVIA	13,866	0	-100.00	23,450	0	-100.00
ALBANIA	10,842	0	-100.00	8,496	0	-100.00
ARMENIA	0	37,241	-	0	58,838	-
AZERBAIJAN	0	1,028	-	0	10,716	-
BELARUS	0	3,285	-	0	24,070	-
KAZAKHSTAN	186	2,760	1,383.87	450	14,081	3,029.11
UKRAINE	180,618	154,489	-14.47	584,682	495,862	-15.19
LITHUANIA	42,397	11,132	-73.74	242,558	40,968	-83.11
LATVIA	303,217	209,185	-31.01	678,447	444,728	-34.45
ESTONIA	31,020	32,939	6.19	85,527	81,760	-4.40
GEORGIA	21,517	17,491	-18.71	47,840	80,868	69.04

TABEL 5. PERKEMBANGAN EKSPOR INDONESIA MENURUT KOMODITI DAN NEGARA TUJUAN

JENIS BARANG	BERAT BERSIH (KG)		PERUB	NILAI FOB (US \$)		PERUB
	JAN-APR 2009	JAN-APR 2010	%	JAN-APR 2009	JAN-APR 2010	%
(1)	(2)	(3)	(4)	(5)	(6)	(7)
CROATIA	104,382	66,622	-36.17	276,295	270,106	-2.24
MALTA	67,221	63,879	-4.97	169,331	173,206	2.29
SLOVAKIA	52,284	99,276	89.88	176,235	273,274	55.06
SLOVENIA	178,888	202,219	13.04	544,216	502,237	-7.71
CZECH REPUBLIC	169,151	303,076	79.17	493,678	910,319	84.40
RUSSIA FEDERATION	282,316	384,492	36.19	1,167,070	1,759,864	50.79
-AN ORGANIK	405,977,081	454,682,877	12.00	90,634,097	127,193,388	40.34
JAPAN	22,440,993	66,336,308	195.60	6,278,932	20,955,093	233.74
HONG KONG	85,763	475,765	454.74	15,110	184,492	1,120.99
KOREA, REPUBLIC OF	92,795,272	111,601,003	20.27	15,145,713	32,735,334	116.14
TAIWAN	45,517,149	72,588,536	59.48	10,992,184	21,631,694	96.79
CHINA	23,431,684	50,470,258	115.39	5,488,461	10,156,124	85.05
PAPUA NEW GUINEA	50,000	93,000	86.00	8,100	14,840	83.21
THAILAND	13,889,827	21,744,319	56.55	3,448,297	8,169,960	136.93
SINGAPORE	14,936,283	14,568,714	-2.46	4,617,816	3,694,928	-19.99
PHILIPPINES	53,002,339	23,820,806	-55.06	10,890,342	3,282,121	-69.86
MALAYSIA	16,788,059	17,039,542	1.50	4,279,607	4,043,484	-5.52
MYANMAR (FORM. BURMA)	430,500	0	-100.00	126,657	0	-100.00
BRUNEI DARUSSALAM	5,800,000	0	-100.00	1,483,605	0	-100.00
VIET NAM	13,853,459	12,470,420	-9.98	3,742,194	4,783,653	27.83
MALDIVES	2,623	0	-100.00	1,230	0	-100.00
INDIA	48,962,326	18,394,194	-62.43	10,707,759	4,857,976	-54.63
PAKISTAN	919,896	183,453	-80.06	401,305	105,780	-73.64
BANGLADESH	8,618,263	7,915,874	-8.15	1,824,866	1,235,036	-32.32
SRI LANKA	2,225,599	1,945,197	-12.60	514,873	517,572	0.52
SAUDI ARABIA	0	7,860	-	0	6,681	-
LEBANON	8,500	9,499	11.75	17,475	21,551	23.32
OMAN	200,000	0	-100.00	15,400	0	-100.00
SYRIA ARAB REPUBLIC	4,321	0	-100.00	10,736	0	-100.00
TURKEY	4,400	7,339	66.80	9,781	52,138	433.05
UNITED ARAB EMIRATES	81,311	32,866	-59.58	335,878	6,822	-97.97
QATAR	66	0	-100.00	330	0	-100.00
BAHRAIN	115,800	1,008,180	770.62	19,680	1,209,500	6,045.83
EGYPT	3,000	20,000	566.67	5,880	10,085	71.51
TUNISIA	0	3,000	-	0	7,140	-
SUDAN	42,900	0	-100.00	9,953	0	-100.00
TANZANIA, UNITED REPUBLIC OF	938,000	815,000	-13.11	121,430	49,329	-59.38
MADAGASCAR	234,399	176,999	-24.49	49,494	59,092	19.39
KENYA	1,960,000	6,410,000	227.04	148,150	403,766	172.54
GHANA	0	24,000	-	0	3,557	-
GUINEA	0	48,000	-	0	7,109	-
CAMEROON	0	120,000	-	0	17,208	-
NIGERIA	114,531	862,945	653.46	107,558	469,650	336.65
GABON	0	72,000	-	0	10,551	-
COTE D'IVOIRE	0	504,000	-	0	70,306	-
SOUTH AFRICA	106,678	89,619	-15.99	172,075	123,547	-28.20
ZAMBIA	18,000	0	-100.00	4,938	0	-100.00
MAURITIUS	1,247,950	1,727,599	38.43	131,549	190,073	44.49
AUSTRALIA	10,140,805	17,799,733	75.53	3,477,741	5,699,006	63.87
NEW ZEALAND	444,978	109,300	-75.44	375,107	29,325	-92.18
NEW CALEDONIA	8	0	-100.00	145	0	-100.00
FIJI	25,000	6,000	-76.00	4,050	1,007	-75.14
EAST TIMOR	23,049	13,651	-40.77	17,342	9,302	-46.36
UNITED STATES	12,262,031	1,776,844	-85.51	2,384,635	563,991	-76.35
CANADA	0	269,958	-	0	222,553	-
MEXICO	11,505,250	220,500	-98.08	2,177,805	197,771	-90.92
PANAMA	1,237,000	0	-100.00	424,291	0	-100.00
SURINAME	0	214	-	0	660	-
ARGENTINA	0	20,000	-	0	9,500	-
BRAZIL	0	300,000	-	0	249,000	-
PERU	0	406	-	0	4,398	-
ANGUILLA	0	22,000	-	0	8,210	-
UNITED KINGDOM	720,820	193,018	-73.22	228,356	106,973	-53.16
NETHERLANDS	125	352,013	281,510.40	300	160,911	53,537.00
FRANCE	0	153,000	-	0	70,767	-
GERMANY, FED. REP. OF	162	81,014	49,908.64	262	26,260	9,922.90
BELGIUM	44,000	199,620	353.68	19,470	95,801	392.04
SWITZERLAND	0	144,000	-	0	25,672	-
DENMARK	40,000	60,000	50.00	19,200	29,600	54.17
NORWAY	100,000	0	-100.00	44,000	0	-100.00
SWEDEN	20,002	61,923	209.58	9,149	29,592	223.45
FINLAND	0	180,000	-	0	73,950	-
IRELAND	0	20	-	0	9,404	-
ITALY	256,000	244,000	-4.69	123,494	87,068	-29.50
SPAIN	248,000	170,000	-31.45	132,464	71,120	-46.31
PORTUGAL	0	2,154	-	0	2,529	-
DEMOCRATIC REPUBLIC OF THE CONGO	0	624,000	-	0	87,086	-

TABEL 5. PERKEMBANGAN EKSPOR INDONESIA MENURUT KOMODITI DAN NEGARA TUJUAN

JENIS BARANG	BERAT BERSIH (KG)		PERUB	NILAI FOB (US \$)		PERUB
	JAN-APR 2009	JAN-APR 2010	%	JAN-APR 2009	JAN-APR 2010	%
	(1)	(2)	(3)	(4)	(5)	(6)
POLAND	44,000	0	-100.00	20,020	0	-100.00
AZERBAIJAN	0	1,230	-	0	124,709	-
KAZAKHSTAN	15,960	31,984	100.40	34,600	71,351	106.22
SLOVAKIA	20,000	0	-100.00	14,308	0	-100.00
RUSSIA FEDERATION	0	60,000	-	0	39,680	-
-ORGANIK	566,023,496	930,174,196	64.33	395,161,893	923,702,657	133.75
JAPAN	38,162,260	49,439,492	29.55	37,807,354	50,670,955	34.02
HONG KONG	4,605,523	4,287,577	-6.90	4,779,324	6,729,097	40.80
KOREA, DEMOCRATIC PEOPLE'S REPUB	119,676	79,450	-33.61	197,303	132,284	-32.95
KOREA, REPUBLIC OF	13,320,832	32,206,943	141.78	14,467,816	29,974,728	107.18
TAIWAN	19,824,760	50,681,769	155.65	9,101,295	36,743,887	303.72
CHINA	176,323,133	294,044,479	66.76	99,567,392	292,576,500	193.85
MACAU	33	0	-100.00	1,150	0	-100.00
PAPUA NEW GUINEA	2,012	27,756	1,279.52	1,194	61,659	5,064.07
THAILAND	76,896,816	76,187,370	-0.92	40,070,437	60,797,694	51.73
SINGAPORE	1,763,095	87,856,031	4,883.06	4,394,841	80,615,933	1,734.33
PHILIPPINES	12,418,221	20,737,336	66.99	10,177,171	16,182,892	59.01
MALAYSIA	90,304,038	95,901,954	6.20	34,316,436	72,992,761	112.70
MYANMAR (FORM. BURMA)	148,559	916,587	516.99	166,705	753,481	351.98
CAMBODIA	418,000	124,643	-70.18	661,960	298,747	-54.87
BRUNEI DARUSSALAM	9,448	21,008	122.35	39,068	66,321	69.76
VIET NAM	25,362,231	17,058,628	-32.74	16,519,059	15,985,631	-3.23
MALDIVES	3,676	3,164	-13.93	7,880	12,058	53.02
INDIA	15,874,381	49,125,243	209.46	13,932,665	53,858,070	286.56
PAKISTAN	3,408,169	1,933,700	-43.26	4,710,173	4,551,615	-3.37
BANGLADESH	1,017,094	1,302,487	28.06	778,467	1,387,653	78.25
SRI LANKA	985,809	1,334,772	35.40	1,604,758	2,271,814	41.57
AFGHANISTAN	0	11,487	-	0	31,378	-
IRAN (ISLAMIC REPUBLIC OF)	1,431,600	1,274,013	-11.01	1,377,199	1,544,646	12.16
SAUDI ARABIA	2,675,199	18,270,812	582.97	2,205,383	18,063,858	719.08
ISRAEL	676,883	795,639	17.54	827,264	1,434,403	73.39
KUWAIT	15,162	15,902	4.88	63,638	93,727	47.28
JORDAN	478,420	251,124	-47.51	529,270	202,362	-61.77
LEBANON	52,500	20,000	-61.90	64,778	9,900	-84.72
YEMEN	0	63,928	-	0	159,920	-
OMAN	0	2,026,471	-	0	1,922,992	-
SYRIA ARAB REPUBLIC	555,531	394,060	-29.07	548,247	433,010	-21.02
TURKEY	1,837,763	3,520,621	91.57	2,102,643	5,759,670	173.93
UNITED ARAB EMIRATES	670,740	4,533,822	575.94	816,075	4,241,846	419.79
QATAR	3,059	3,899,084	127,362.70	3,861	3,431,667	88,780.26
EGYPT	2,714,596	1,936,118	-28.68	1,907,419	1,975,595	3.57
LIBYAN ARAB JAMAHIRIYA	2,343	20,151	760.05	721	45,749	6,245.21
MOROCCO	110,300	274,600	148.96	81,802	395,020	382.90
ALGERIA	333,500	60,000	-82.01	160,880	44,100	-72.59
SUDAN	82,358	205,982	150.11	49,935	117,173	134.65
ETHIOPIA	21,600	0	-100.00	11,556	0	-100.00
TANZANIA, UNITED REPUBLIC OF	276,000	445,600	61.45	120,859	222,344	83.97
MADAGASCAR	120,035	24,489	-79.60	212,833	44,796	-78.95
KENYA	60,635	252,924	317.13	131,917	363,603	175.63
REUNION	0	14,000	-	0	13,510	-
MOZAMBIQUE	40,000	44,000	10.00	19,200	24,200	26.04
TOGO	5,114	0	-100.00	4,579	0	-100.00
GHANA	251,150	260,580	3.75	161,528	220,727	36.65
ANGOLA	21,600	2,232,000	10,233.33	8,424	1,352,340	15,953.42
CAMEROON	366,400	169	-99.95	169,096	15,182	-91.02
NIGERIA	4,997,828	5,708,472	14.22	3,836,315	4,405,033	14.82
SIERRA LEONE	0	135,576	-	0	222,460	-
COTE D'IVOIRE	90,600	115,822	27.84	862,846	1,067,883	23.76
SENEGAL	21,600	21,600	0.00	9,972	10,808	8.38
UGANDA	0	5,730	-	0	74,454	-
DJIBOUTI	222,700	303,800	36.42	168,344	179,606	6.69
SOUTH AFRICA	1,786,407	5,144,053	187.96	1,506,477	4,896,401	225.02
MALAWI	144,000	146,000	1.39	78,500	80,050	1.97
MAURITIUS	581,598	227	-99.96	249,060	3,564	-98.57
AUSTRALIA	5,307,276	13,563,975	155.57	6,272,297	13,210,982	110.62
NEW ZEALAND	837,456	1,088,356	29.96	992,016	1,769,938	78.42
GUAM	0	15,618	-	0	24,209	-
NEW CALEDONIA	11	99	800.00	207	57	-72.46
SAMOA	40,000	0	-100.00	16,800	0	-100.00
EAST TIMOR	21,518	98,904	359.63	8,088	173,547	2,045.73
UNITED STATES	14,342,255	24,194,976	68.70	15,786,478	35,897,678	127.40
CANADA	2,564,475	2,209,284	-13.85	2,712,600	2,317,446	-14.57
MEXICO	506,344	472,101	-6.76	479,481	1,159,893	141.91
GUATEMALA	82,879	43,200	-47.88	37,124	22,067	-40.56
HONDURAS	0	21,600	-	0	10,160	-
NICARAGUA	0	20,000	-	0	10,200	-
PANAMA	3,000	0	-100.00	38,173	0	-100.00

TABEL 5. PERKEMBANGAN EKSPOR INDONESIA MENURUT KOMODITI DAN NEGARA TUJUAN

JENIS BARANG	BERAT BERSIH (KG)		PERUB %	NILAI FOB (US \$)		PERUB %
	JAN-APR 2009	JAN-APR 2010		JAN-APR 2009	JAN-APR 2010	
(1)	(2)	(3)	(4)	(5)	(6)	(7)
SURINAME	0	25	-	0	78	-
CHILE	207,699	175,200	-15.65	152,774	106,057	-30.58
VENEZUELA	151,200	87,200	-42.33	73,775	140,758	90.79
ARGENTINA	646,417	930,386	43.93	615,993	902,394	46.49
BRAZIL	1,935,415	2,189,497	13.13	2,634,610	3,952,447	50.02
COLOMBIA	388,973	515,538	32.54	383,476	698,863	82.24
URUGUAY	1,000	95,860	9,486.00	256,500	402,193	56.80
PARAGUAY	0	20,000	-	0	11,200	-
ECUADOR	0	18,000	-	0	19,440	-
PERU	255,206	271,215	6.27	279,049	630,454	125.93
JAMAICA	11,999	0	-100.00	14,091	0	-100.00
DOMINICAN REPUBLIC	60,000	82,878	38.13	102,410	123,730	20.82
EL SALVADOR	0	2,000	-	0	26,637	-
DOMINICA	21,600	0	-100.00	8,367	0	-100.00
UNITED KINGDOM	1,636,740	2,586,539	58.03	2,314,129	4,145,423	79.14
NETHERLANDS	8,892,804	10,462,837	17.66	12,688,006	18,598,803	46.59
FRANCE	1,129,662	1,028,114	-8.99	972,548	1,610,183	65.56
GERMANY, FED. REP. OF	4,965,570	5,805,720	16.92	8,786,717	10,341,878	17.70
AUSTRIA	0	10	-	0	1,400	-
BELGIUM	5,503,099	5,289,400	-3.88	12,318,615	14,139,203	14.78
SWITZERLAND	6,207	20,934	237.26	70,222	63,192	-10.01
DENMARK	1,171,170	2,223,520	89.85	910,566	2,645,244	190.51
NORWAY	61,965	109,515	76.74	34,080	98,696	189.60
SWEDEN	376,000	690,499	83.64	575,888	1,021,938	77.45
FINLAND	729,000	372,050	-48.96	1,124,210	627,379	-44.19
IRELAND	134,946	184,740	36.90	202,419	488,041	141.10
ITALY	1,627,147	2,543,209	56.30	1,689,934	3,513,620	107.91
SPAIN	4,372,233	7,423,972	69.80	4,360,331	8,748,035	100.63
PORTUGAL	100,210	237,529	137.03	89,706	351,314	291.63
GREECE	57,541	602,000	946.21	56,395	664,804	1,078.84
DEMOCRATIC REPUBLIC OF THE CONGO	58,000	117,600	102.76	107,200	122,940	14.68
HUNGARY	58,803	88,200	49.99	147,040	217,816	48.13
POLAND	570,499	2,478,998	334.53	870,478	4,009,502	360.61
ROMANIA	105,000	204,000	94.29	118,227	337,903	185.81
BULGARIA	47,671	219,042	359.49	35,535	296,742	735.07
BELARUS	39,960	0	-100.00	21,479	0	-100.00
UKRAINE	757,500	1,985,400	162.10	1,039,254	3,849,200	270.38
LITHUANIA	2,660,960	227,500	-91.45	1,936,642	419,483	-78.34
ESTONIA	37,500	0	-100.00	44,066	0	-100.00
CROATIA	52,500	17,000	-67.62	80,063	31,624	-60.50
SLOVENIA	105,500	383,998	263.98	183,674	690,233	275.79
CZECH REPUBLIC	135,000	169,224	25.35	128,409	307,802	139.70
RUSSIA FEDERATION	1,630,599	2,887,489	77.08	1,798,682	4,982,074	176.98
-LAINNYA	39,724,071	87,015,312	119.05	16,463,536	64,394,620	291.13
JAPAN	1,519	4,946	225.61	6,352	8,676	36.59
HONG KONG	1,251	0	-100.00	5,042	0	-100.00
KOREA, REPUBLIC OF	11,240,850	69,086,226	514.60	3,864,767	53,226,440	1,277.22
TAIWAN	1,077	13,536	1,156.82	4,711	27,154	476.40
CHINA	91,910	346,483	276.98	98,617	395,484	301.03
PAPUA NEW GUINEA	0	57	-	0	480	-
THAILAND	160,241	297,788	85.84	187,163	347,287	85.55
SINGAPORE	27,435,699	3,313,934	-87.92	11,310,715	1,503,047	-86.71
PHILIPPINES	607,831	98,058	-83.87	651,853	183,040	-71.92
MALAYSIA	59,268	3,856,042	6,406.11	96,994	1,820,458	1,776.88
VIET NAM	17,192	3,979	-76.86	36,685	19,884	-45.80
INDIA	1,337	1,515	13.31	1,885	7,575	301.86
BANGLADESH	29,962	5,650	-81.14	76,387	26,570	-65.22
SRI LANKA	1,053	1,586	50.62	2,420	4,030	66.53
IRAN (ISLAMIC REPUBLIC OF)	58	0	-100.00	5	0	-100.00
JORDAN	27,153	0	-100.00	35,585	0	-100.00
LEBANON	14,475	0	-100.00	28,053	0	-100.00
YEMEN	0	20,981	-	0	47,353	-
TURKEY	0	1,000	-	0	1,450	-
UNITED ARAB EMIRATES	5,027	9,915,446	197,143.80	6,456	6,692,926	103,569.86
MAURITIUS	12,112	0	-100.00	23,140	0	-100.00
AUSTRALIA	154	48,000	31,068.83	708	82,560	11,561.02
FIJI	11,893	0	-100.00	20,250	0	-100.00
EAST TIMOR	0	22	-	0	61	-
UNITED STATES	3,959	0	-100.00	5,727	0	-100.00
UNITED KINGDOM	0	4	-	0	2	-
NETHERLANDS	28	47	67.86	14	127	807.14
GERMANY, FED. REP. OF	22	12	-45.45	7	16	128.57
PUPUK	74,982,628	119,266,465	59.06	36,001,153	36,417,165	1.16
JAPAN	9,184,962	9,072,335	-1.23	1,375,445	1,354,626	-1.51
HONG KONG	699	313	-55.22	1,105	674	-39.00
KOREA, REPUBLIC OF	820,040	113,600	-86.15	484,907	18,846	-96.11

TABEL 5. PERKEMBANGAN EKSPOR INDONESIA MENURUT KOMODITI DAN NEGARA TUJUAN

JENIS BARANG	BERAT BERSIH (KG)		PERUB	NILAI FOB (US \$)		PERUB
	JAN-APR 2009	JAN-APR 2010	%	JAN-APR 2009	JAN-APR 2010	%
(1)	(2)	(3)	(4)	(5)	(6)	(7)
TAIWAN	389,941	188,742	-51.60	70,251	36,685	-47.78
CHINA	6,360,100	0	-100.00	3,795,302	0	-100.00
PAPUA NEW GUINEA	39,999	0	-100.00	23,000	0	-100.00
THAILAND	18,080	25,225,619	139,422.23	18,924	7,631,117	40,225.07
SINGAPORE	1,035,666	299,402	-71.09	360,659	140,632	-61.01
PHILIPPINES	220,088	46,179,275	20,882.19	45,211	13,908,679	30,663.93
MALAYSIA	44,589,078	19,504,495	-56.26	23,487,978	7,827,092	-66.68
MYANMAR (FORM. BURMA)	500,000	79,999	-84.00	272,050	11,480	-95.78
BRUNEI DARUSSALAM	0	673,639	-	0	324,367	-
VIET NAM	6,500,000	10,307,634	58.58	3,873,200	2,896,784	-25.21
INDIA	500,000	0	-100.00	475,000	0	-100.00
BANGLADESH	43,000	20,000	-53.49	23,586	21,108	-10.51
SRI LANKA	0	20,000	-	0	7,650	-
KUWAIT	22,999	0	-100.00	11,362	0	-100.00
OMAN	173,250	22,000	-87.30	16,800	4,620	-72.50
TURKEY	60,000	192,000	220.00	45,055	96,000	113.07
MADAGASCAR	0	25,429	-	0	9,018	-
KENYA	689,999	920,000	33.33	456,573	384,100	-15.87
AUSTRALIA	2,787,499	4,968,497	78.24	819,676	1,374,834	67.73
NEW ZEALAND	524,999	1,159,998	120.95	139,500	227,372	62.99
EAST TIMOR	60,000	0	-100.00	36,036	0	-100.00
UNITED STATES	115,249	177,225	53.78	47,112	43,573	-7.51
CANADA	0	1,000	-	0	4,400	-
BRAZIL	0	100,000	-	0	83,000	-
NETHERLANDS	57,450	15,263	-73.43	35,760	10,508	-70.62
LUXEMBOURG	1,000	0	-100.00	157	0	-100.00
IRELAND	264,000	0	-100.00	72,600	0	-100.00
MALTA	24,530	0	-100.00	13,904	0	-100.00
PRODUK PHARMASI	3,857,039	5,222,047	35.39	61,777,364	94,442,623	52.88
JAPAN	56,305	107,725	91.32	5,956,520	11,392,549	91.26
HONG KONG	64,744	309,660	378.28	1,343,682	1,185,595	-11.77
KOREA, REPUBLIC OF	30,314	80,024	163.98	5,150,100	21,039,082	308.52
TAIWAN	5,786	9,774	68.92	343,655	387,167	12.66
CHINA	22,488	18,800	-16.40	179,007	431,576	141.09
MONGOLIA	8,711	15,693	80.15	66,219	21,250	-67.91
MACAU	27,617	52	-99.81	1,310	1,870	42.75
PAPUA NEW GUINEA	127	79	-37.80	529	6,744	1,174.86
THAILAND	754,179	786,192	4.24	6,014,821	4,992,298	-17.00
SINGAPORE	156,960	207,316	32.08	1,733,132	2,074,766	19.71
PHILIPPINES	544,100	600,095	10.29	9,461,522	9,453,358	-0.09
MALAYSIA	319,496	394,454	23.46	1,758,153	2,029,623	15.44
MYANMAR (FORM. BURMA)	525,884	275,566	-47.60	1,747,524	1,945,251	11.31
CAMBODIA	81,757	43,484	-46.81	925,815	1,276,170	37.84
BRUNEI DARUSSALAM	7,076	942	-86.69	39,098	13,058	-66.60
LAO PEOPLE'S DEMOCRATIC REPUBLIC	0	10	-	0	10	-
NEPAL	1,869	988	-47.14	20,940	109,661	423.69
VIET NAM	92,637	114,469	23.57	2,415,019	3,883,624	60.81
MALDIVES	30	486	1,520.00	3,180	950	-70.13
INDIA	3,638	8,557	135.21	7,832,669	12,636,973	61.34
PAKISTAN	38,867	8,393	-78.41	491,501	105,134	-78.61
BANGLADESH	0	463	-	0	20,193	-
SRI LANKA	221,746	788,503	255.59	1,279,962	1,699,393	32.77
AFGHANISTAN	67,065	28,662	-57.26	109,011	328,396	201.25
SAUDI ARABIA	3,094	2,314	-25.21	2,587	970	-62.50
KUWAIT	0	7	-	0	20	-
YEMEN	0	5,239	-	0	60,429	-
SYRIA ARAB REPUBLIC	1,502	798	-46.87	61,599	27,065	-56.06
UNITED ARAB EMIRATES	2,317	13,087	464.83	15,745	127,756	711.41
QATAR	1,537	1,920	24.92	17,900	133,170	643.97
EGYPT	32,089	0	-100.00	21,887	0	-100.00
LIBYAN ARAB JAMAHIRIYA	162	0	-100.00	16,473	0	-100.00
MOROCCO	0	1,717	-	0	98,600	-
ALGERIA	872	0	-100.00	227,300	0	-100.00
ERITREA	1,131	423	-62.60	68,202	28,950	-57.55
ETHIOPIA	0	5,873	-	0	44,932	-
MADAGASCAR	507	2,292	352.07	30,564	157,950	416.78
KENYA	1,752	2,429	38.64	138,692	134,573	-2.97
TOGO	49,313	34,842	-29.35	502,643	396,840	-21.05
GHANA	230	0	-100.00	862	0	-100.00
LIBERIA	0	3,674	-	0	434,170	-
GUINEA	0	1,701	-	0	339,790	-
CAMEROON	2,498	2,055	-17.73	148,060	133,326	-9.95
NIGERIA	309,639	539,537	74.25	7,176,945	4,593,708	-35.99
SIERRA LEONE	0	1,142	-	0	191,077	-
COTE D'IVOIRE	21,429	21,197	-1.08	984,356	228,681	-76.77
SENEGAL	3,491	16,609	375.77	35,376	217,881	515.90
MAURITANIA	0	941	-	0	114,830	-

TABEL 5. PERKEMBANGAN EKSPOR INDONESIA MENURUT KOMODITI DAN NEGARA TUJUAN

JENIS BARANG	BERAT BERSIH (KG)		PERUB %	NILAI FOB (US \$)		PERUB %
	JAN-APR 2009	JAN-APR 2010		JAN-APR 2009	JAN-APR 2010	
(1)	(2)	(3)	(4)	(5)	(6)	(7)
MALI	0	3,631	-	0	773,376	-
BENIN	17,012	11,130	-34.58	69,622	522,590	650.61
BURKINA FASO	0	9,047	-	0	1,919,646	-
GAMBIA	404	112	-72.28	25,439	7,720	-69.65
SEYCHELLES	1,884	1,585	-15.87	3,729	7,195	92.95
UGANDA	1,481	1,481	0.00	89,401	102,097	14.20
CHAD	141	0	-100.00	10,000	0	-100.00
DJIBOUTI	4,469	0	-100.00	24,863	0	-100.00
SOUTH AFRICA	1,950	18,516	849.54	95,040	483,140	408.35
ZAMBIA	1,601	0	-100.00	86,520	0	-100.00
COMOROS	0	78	-	0	5,404	-
BURUNDI	0	707	-	0	48,250	-
MAURITIUS	292	374	28.08	7,806	12,180	56.03
AUSTRALIA	177,567	237,551	33.78	3,046,031	3,081,898	1.18
NEW ZEALAND	33,203	48,097	44.86	420,137	549,139	30.70
NORTHERN MARIANA ISLANDS	255	546	114.12	752	1,652	119.68
COOK ISLANDS	1,655	0	-100.00	2,216	0	-100.00
FIJI	498	2,830	468.27	7,738	24,634	218.35
SAMOA	1,401	0	-100.00	976	0	-100.00
EAST TIMOR	5,956	80,886	1,258.06	10,923	89,508	719.45
UNITED STATES	75,915	78,780	3.77	58,180	90,349	55.29
CANADA	0	1	-	0	773	-
MEXICO	1,663	0	-100.00	224,292	0	-100.00
PANAMA	0	836	-	0	129,140	-
SURINAME	4,402	6,050	37.44	20,973	19,773	-5.72
ARGENTINA	0	8	-	0	18,550	-
ECUADOR	0	5,866	-	0	104,357	-
BARBADOS	86	205	138.37	144	288	100.00
CAPE VERDE	0	85	-	0	4,854	-
UNITED KINGDOM	4,072	13,510	231.78	163,370	1,129,391	591.31
NETHERLANDS	3,291	9,306	182.77	358,646	305,191	-14.90
FRANCE	398	769	93.22	30,564	65,502	114.31
GERMANY, FED. REP. OF	22,097	216,278	878.77	285,055	2,368,840	731.01
AUSTRIA	0	68	-	0	124	-
BELGIUM	791	671	-15.17	851	7,621	795.53
SWITZERLAND	26,509	106	-99.60	104,745	165	-99.84
NORWAY	42	0	-100.00	60	0	-100.00
SPAIN	0	10	-	0	20	-
PORTUGAL	0	12,325	-	0	14,570	-
GREECE	0	1,690	-	0	16,036	-
ROMANIA	1,722	572	-66.78	138,002	31,126	-77.45
AZERBAIJAN	0	24	-	0	40	-
TAJIKISTAN	358	0	-100.00	18,370	0	-100.00
UZBEKISTAN	2,673	0	-100.00	144,750	0	-100.00
REP. OF MACEDONIA	0	52	-	0	2,975	-
RUSSIA FEDERATION	292	80	-72.60	5,609	5,100	-9.07
KULIT DAN BARANG DARI KULIT	2,829,749	4,195,649	48.27	52,499,124	61,573,004	17.28
JAPAN	51,000	955,229	1,773.00	1,249,218	3,794,292	203.73
HONG KONG	780,929	919,559	17.75	13,029,642	14,418,446	10.66
KOREA, REPUBLIC OF	174,498	137,192	-21.38	1,551,193	2,389,512	54.04
TAIWAN	52,903	40,324	-23.78	692,207	644,031	-6.96
CHINA	345,329	328,733	-4.81	6,485,032	3,929,537	-39.41
MACAU	1,145	1,223	6.81	40,253	49,882	23.92
PAPUA NEW GUINEA	0	1,017	-	0	1,227	-
THAILAND	193,619	119,558	-38.25	2,524,280	2,011,079	-20.33
SINGAPORE	209,901	221,238	5.40	3,016,630	3,436,981	13.93
PHILIPPINES	10,812	2,328	-78.47	85,046	128,267	50.82
MALAYSIA	301,931	172,918	-42.73	5,169,240	2,620,093	-49.31
CAMBODIA	4,119	30,688	645.04	105,596	637,668	503.88
BRUNEI DARUSSALAM	148	0	-100.00	1,795	0	-100.00
NEPAL	12	0	-100.00	1,975	0	-100.00
VIET NAM	89,617	130,234	45.32	2,131,348	3,120,155	46.39
MALDIVES	476	534	12.18	18,535	4,322	-76.68
INDIA	106,696	180,027	68.73	1,900,619	2,163,819	13.85
PAKISTAN	274	1,046	281.75	8,583	20,813	142.49
SRI LANKA	12,380	12,150	-1.86	171,257	228,961	33.69
IRAN (ISLAMIC REPUBLIC OF)	12,821	34,562	169.57	51,513	108,141	109.93
SAUDI ARABIA	218	2,133	878.44	3,020	14,864	392.19
KUWAIT	0	131	-	0	1,382	-
JORDAN	0	1,063	-	0	83	-
LEBANON	0	558	-	0	1,145	-
SYRIA ARAB REPUBLIC	108	208	92.59	600	1,200	100.00
TURKEY	8,279	19,910	140.49	37,662	66,652	76.97
UNITED ARAB EMIRATES	1,053	346	-67.14	13,979	16,418	17.45
QATAR	0	4,123	-	0	109,347	-
BAHRAIN	0	9	-	0	2,789	-
CYPRUS	171	0	-100.00	1,763	0	-100.00

TABEL 5. PERKEMBANGAN EKSPOR INDONESIA MENURUT KOMODITI DAN NEGARA TUJUAN

JENIS BARANG	BERAT BERSIH (KG)		PERUB %	NILAI FOB (US \$)		PERUB %	
	JAN-APR 2009	JAN-APR 2010		JAN-APR 2009	JAN-APR 2010		
	(1)	(2)	(3)	(4)	(5)	(6)	(7)
ETHIOPIA		0	2,125	-	0	60,826	-
TANZANIA, UNITED REPUBLIC OF		4	0	-100.00	68	0	-100.00
MADAGASCAR		406	0	-100.00	1,453	0	-100.00
KENYA		15	1	-93.33	412	6	-98.54
REUNION		0	35	-	0	120	-
TOGO		0	53	-	0	100	-
SENEGAL		3	0	-100.00	10	0	-100.00
SEYCHELLES		161	0	-100.00	448	0	-100.00
SOUTH AFRICA		8	54	575.00	168	290	72.62
MAURITIUS		101	2,230	2,107.92	374	2,451	555.35
AUSTRALIA		28,835	80,489	179.14	443,557	1,259,013	183.84
NEW ZEALAND		3,450	1,437	-58.35	73,851	11,585	-84.31
GUAM		41	30	-26.83	481	603	25.36
NEW CALEDONIA		476	86	-81.93	3,659	437	-88.06
VANUATU		794	0	-100.00	980	0	-100.00
FIJI		823	65	-92.10	15,096	1,325	-91.22
EAST TIMOR		472	5,141	989.19	462	21,952	4,651.52
UNITED STATES		182,975	416,209	127.47	6,718,704	12,983,757	93.25
CANADA		1,553	3,383	117.84	53,473	116,734	118.30
MEXICO		843	1,227	45.55	26,216	62,621	138.87
PANAMA		4	2	-50.00	380	10	-97.37
CHILE		0	174	-	0	827	-
VENEZUELA		0	242	-	0	5,066	-
BRAZIL		0	86	-	0	189	-
COLOMBIA		0	269	-	0	2,886	-
JAMAICA		21	52	147.62	50	156	212.00
PUERTO RICO		23	13	-43.48	347	184	-46.97
HAITI		451	0	-100.00	868	0	-100.00
BARBADOS		0	6	-	0	70	-
BERMUDA		0	37	-	0	428	-
FRENCH POLYNESIA		141	10	-92.91	142	100	-29.58
MARTINIQUE		70	0	-100.00	105	0	-100.00
NETHERLANDS ANTILLES		14	73	421.43	16	3,974	24,737.50
UNITED KINGDOM		13,675	9,486	-30.63	194,177	85,365	-56.04
NETHERLANDS		13,221	111,614	744.22	262,876	919,296	249.71
FRANCE		12,698	15,796	24.40	209,387	298,671	42.64
GERMANY, FED. REP. OF		59,253	57,126	-3.59	2,074,749	1,700,103	-18.06
AUSTRIA		1,911	5,323	178.55	45,401	183,125	303.35
BELGIUM		468	10,356	2,112.82	3,451	20,681	499.28
SWITZERLAND		454	461	1.54	10,330	9,293	-10.04
DENMARK		437	9,537	2,082.38	6,301	57,468	812.05
NORWAY		10,456	92	-99.12	165,386	307	-99.81
SWEDEN		466	165	-64.59	17,048	6,829	-59.94
FINLAND		27	8	-70.37	192	40	-79.17
IRELAND		262	6	-97.71	369	398	7.86
ITALY		83,350	74,450	-10.68	3,140,235	3,043,368	-3.08
SPAIN		48,224	61,391	27.30	666,253	737,026	10.62
PORTUGAL		982	5,474	457.43	19,138	14,098	-26.34
GREECE		1,143	452	-60.45	6,636	7,913	19.24
HUNGARY		116	165	42.24	190	105	-44.74
POLAND		640	517	-19.22	31,507	20,436	-35.14
ROMANIA		27	0	-100.00	109	0	-100.00
YUGOSLAVIA		1	0	-100.00	10	0	-100.00
ESTONIA		0	110	-	0	616	-
CROATIA		1,784	928	-47.98	12,607	5,789	-54.08
SLOVAKIA		7	0	-100.00	337	0	-100.00
SLOVENIA		0	1,600	-	0	5,148	-
CZECH REPUBLIC		24	22	-8.33	129	113	-12.40
KACA DAN BARANG DARI KACA	210,691,241	275,013,600	30.53	106,249,288	135,182,897	27.23	
JAPAN	13,371,485	32,393,466	142.26	10,199,567	19,443,279	90.63	
HONG KONG	525,853	854,289	62.46	395,871	548,994	38.68	
KOREA, DEMOCRATIC PEOPLE'S REPUB	14,288	0	-100.00	10,319	0	-100.00	
KOREA, REPUBLIC OF	18,684,851	19,985,857	6.96	4,726,929	6,420,398	35.83	
TAIWAN	3,489,074	26,702,252	665.31	1,544,379	3,617,480	134.24	
CHINA	4,691,988	16,196,824	245.20	3,014,336	7,830,647	159.78	
MACAU	39	19,123	48,933.33	495	6,256	1,163.84	
PAPUA NEW GUINEA	2,750,333	2,548,618	-7.33	1,647,813	1,450,873	-11.95	
THAILAND	8,961,696	12,728,867	42.04	4,081,198	6,302,345	54.42	
SINGAPORE	4,013,282	4,756,483	18.52	3,771,420	3,642,550	-3.42	
PHILIPPINES	18,841,156	25,059,986	33.01	6,926,487	10,271,575	48.29	
MALAYSIA	22,628,259	22,124,002	-2.23	8,522,212	9,328,532	9.46	
MYANMAR (FORM. BURMA)	1,833,408	1,588,459	-13.36	504,756	557,002	10.35	
CAMBODIA	118,424	358,735	202.92	51,574	199,163	286.17	
BRUNEI DARUSSALAM	224,137	214,618	-4.25	91,401	111,965	22.50	
NEPAL	11,730	11,049	-5.81	11,520	9,724	-15.59	
VIET NAM	13,497,741	19,204,799	42.28	5,078,437	8,101,058	59.52	
MALDIVES	8,752	22,907	161.73	27,392	77,327	182.30	

TABEL 5. PERKEMBANGAN EKSPOR INDONESIA MENURUT KOMODITI DAN NEGARA TUJUAN

JENIS BARANG	BERAT BERSIH (KG)		PERUB	NILAI FOB (US \$)		PERUB
	JAN-APR 2009	JAN-APR 2010	%	JAN-APR 2009	JAN-APR 2010	%
	(1)	(2)	(3)	(4)	(5)	(6)
INDIA	14,162,111	4,076,956	-71.21	7,159,376	4,091,367	-42.85
PAKISTAN	5,364,352	5,688,166	6.04	3,449,671	3,764,050	9.11
BANGLADESH	1,367,852	981,065	-28.28	625,579	660,027	5.51
SRI LANKA	851,362	1,246,110	46.37	309,906	550,061	77.49
AFGHANISTAN	133,851	462,681	245.67	87,132	349,959	301.64
IRAQ	163,291	369,476	126.27	182,177	255,198	40.08
IRAN (ISLAMIC REPUBLIC OF)	202,297	402,384	98.91	152,976	271,064	77.19
SAUDI ARABIA	1,404,186	522,490	-62.79	851,060	313,557	-63.16
ISRAEL	280,484	156,541	-44.19	164,217	86,626	-47.25
KUWAIT	972,647	254,151	-73.87	398,732	148,152	-62.84
JORDAN	2,161,967	1,122,587	-48.08	1,150,641	726,918	-36.82
LEBANON	105,010	175,699	67.32	52,454	66,821	27.39
YEMEN	1,036,023	1,095,705	5.76	661,364	660,748	-0.09
OMAN	143,011	148,310	3.71	76,005	79,541	4.65
SYRIA ARAB REPUBLIC	1,311,398	940,393	-28.29	1,073,173	504,060	-53.03
TURKEY	2,179,250	5,341,670	145.12	1,182,264	3,298,496	179.00
UNITED ARAB EMIRATES	2,931,995	3,425,115	16.82	1,750,983	2,225,746	27.11
QATAR	414,626	264,840	-36.13	115,238	213,333	85.22
BAHRAIN	173,209	22,370	-87.08	60,424	10,755	-82.10
CYPRUS	21,601	1,535	-92.89	13,454	2,618	-80.54
EGYPT	6,390,090	6,504,568	1.79	3,622,765	3,082,651	-14.91
LIBYAN ARAB JAMAHIRIYA	82,137	773,507	841.73	31,251	184,634	490.81
MOROCCO	25,666	251,117	878.40	24,525	156,873	539.65
TUNISIA	7,559	369,283	4,785.34	21,769	318,545	1,363.30
ALGERIA	1,354,867	3,161,333	133.33	583,358	1,401,898	140.32
SUDAN	550,733	762,879	38.52	363,714	350,635	-3.60
LESOTHO	13,830	69,017	399.04	11,115	45,620	310.44
NAMIBIA	21,311	0	-100.00	5,832	0	-100.00
ETHIOPIA	139	0	-100.00	222	0	-100.00
TANZANIA, UNITED REPUBLIC OF	88,361	126,909	43.63	34,868	56,120	60.95
MADAGASCAR	1,098,684	1,136,994	3.49	337,874	424,318	25.58
SOMALIA	22,010	0	-100.00	16,804	0	-100.00
KENYA	2,826,687	3,143,477	11.21	665,568	865,140	29.99
REUNION	270,503	25,970	-90.40	179,139	47,647	-73.40
MOZAMBIQUE	11,947	48,453	305.57	5,248	28,918	451.03
BOTSWANA	67	0	-100.00	281	0	-100.00
TOGO	0	50,456	-	0	29,430	-
GHANA	213,840	21,036	-90.16	85,554	5,588	-93.47
LIBERIA	7	0	-100.00	45	0	-100.00
ANGOLA	660,257	104,838	-84.12	301,525	50,388	-83.29
CONGO	33	48,853	147,939.39	218	20,396	9,255.96
CAMEROON	44,152	58,653	32.84	11,783	20,548	74.39
NIGERIA	376,879	375,975	-0.24	150,158	193,018	28.54
GABON	100	0	-100.00	309	0	-100.00
COTE D'IVOIRE	103,340	42,021	-59.34	53,794	13,454	-74.99
SENEGAL	137,727	315,299	128.93	113,754	226,703	99.29
BENIN	33,890	27,824	-17.90	15,000	11,874	-20.84
GUINEA BISSAU	0	14	-	0	70	-
GAMBIA	0	33	-	0	5	-
U.S. VIRGIN ISLANDS	180	0	-100.00	6,035	0	-100.00
SEYCHELLES	16,099	4,092	-74.58	62,700	11,494	-81.67
UGANDA	241	0	-100.00	570	0	-100.00
DJIBOUTI	48,156	0	-100.00	26,530	0	-100.00
SOUTH AFRICA	4,662,008	5,019,011	7.66	1,825,488	2,964,186	62.38
ZIMBABWE	11,778	12,785	8.55	5,964	4,356	-26.96
COMOROS	0	1,525	-	0	3,679	-
MAURITIUS	158,658	287,981	81.51	67,850	136,275	100.85
RWANDA	0	19,643	-	0	17,223	-
VIRGIN ISLANDS (BRITISH)	373	87	-76.68	1,412	319	-77.41
AUSTRALIA	13,640,223	12,764,156	-6.42	9,136,396	7,297,146	-20.13
NEW ZEALAND	5,691,373	4,753,390	-16.48	1,886,809	2,010,724	6.57
GUAM	1,779	980	-44.91	4,214	2,416	-42.67
PALAU	26	90	246.15	521	255	-51.06
NEW CALEDONIA	69,975	61,449	-12.18	38,506	41,987	9.04
SAINT VINCENT AND THE GRENADINES	23,144	23,099	-0.19	8,599	7,404	-13.90
VANUATU	25,286	15,646	-38.12	14,992	10,265	-31.53
WALLIS AND FUTUNA ISLANDS	0	513	-	0	1,031	-
AMERICAN SAMOA	0	535	-	0	1,689	-
COOK ISLANDS	767	427	-44.33	1,939	1,105	-43.01
FIJI	98,409	24,412	-75.19	39,953	24,418	-38.88
SAMOA	323	8,772	2,615.79	1,374	5,996	336.39
SOLOMON ISLANDS	10,322	0	-100.00	5,976	0	-100.00
EAST TIMOR	273,506	187,130	-31.58	217,523	146,491	-32.65
UNITED STATES	3,997,620	4,008,712	0.28	3,227,404	4,430,068	37.26
CANADA	367,993	464,401	26.20	229,924	283,493	23.30
MEXICO	1,361,536	1,117,665	-17.91	842,367	616,776	-26.78
GUATEMALA	590,892	343,462	-41.87	211,465	178,974	-15.36
HONDURAS	68,216	194,247	184.75	26,040	68,876	164.50

TABEL 5. PERKEMBANGAN EKSPOR INDONESIA MENURUT KOMODITI DAN NEGARA TUJUAN

JENIS BARANG	BERAT BERSIH (KG)		PERUB	NILAI FOB (US \$)		PERUB
	JAN-APR 2009	JAN-APR 2010	%	JAN-APR 2009	JAN-APR 2010	%
	(1)	(2)	(3)	(4)	(5)	(6)
NICARAGUA	0	21,923	-	0	10,791	-
PANAMA	1,170,762	1,453,744	24.17	594,929	828,900	39.33
CUBA	17,688	43,131	143.84	16,525	20,111	21.70
SURINAME	18,124	41,051	126.50	11,916	34,003	185.36
CHILE	1,116,348	545,438	-51.14	560,342	415,156	-25.91
VENEZUELA	25,638	6,028	-76.49	98,711	35,958	-63.57
ARGENTINA	386,200	752,318	94.80	308,068	448,330	45.53
BRAZIL	2,839,275	2,624,817	-7.55	825,191	1,118,490	35.54
COLOMBIA	493,361	193,189	-60.84	283,310	140,279	-50.49
BOLIVIA	21,990	0	-100.00	11,574	0	-100.00
URUGUAY	46,705	133,575	186.00	25,581	39,310	53.67
PARAGUAY	17,085	38,313	124.25	11,885	20,899	75.84
ECUADOR	578,998	1,126,046	94.48	192,767	480,827	149.43
PERU	51,229	375,489	632.96	43,834	170,311	288.54
GUYANA	22,077	65,915	198.57	11,703	20,742	77.24
TRINIDAD AND TOBAGO	1,051,570	291,861	-72.25	391,638	109,624	-72.01
JAMAICA	64,384	104,561	62.40	25,904	40,839	57.66
PUERTO RICO	467,415	475,289	1.68	272,050	310,177	14.01
DOMINICAN REPUBLIC	303,257	44,363	-85.37	118,635	37,894	-68.06
EL SALVADOR	43,920	0	-100.00	15,839	0	-100.00
COSTA RICA	77,002	775	-98.99	40,966	2,568	-93.73
HAITI	538,823	0	-100.00	143,045	0	-100.00
BARBADOS	83,010	62,212	-25.05	43,580	56,600	29.88
ANGUILLA	58	0	-100.00	241	0	-100.00
ARUBA	21,433	631	-97.06	13,931	653	-95.31
BERMUDA	29	155	434.48	114	117	2.63
CAPE VERDE	34,535	0	-100.00	15,781	0	-100.00
CAYMAN ISLANDS	0	75	-	0	84	-
DOMINICA	0	1,263	-	0	2,198	-
FRENCH GUIANA	3,735	811	-78.29	14,545	808	-94.44
FRENCH POLYNESIA	2,181	3,190	46.26	3,680	4,886	32.77
MARTINIQUE	693	477	-31.17	1,244	1,270	2.09
NETHERLANDS ANTILLES	3,191	6,271	96.52	10,452	53,347	410.40
SAINT LUCIA	46,459	1,148	-97.53	16,777	5,569	-66.81
GUADELOUPE	2,218	902	-59.33	4,648	1,979	-57.42
SAINT KITTS AND NEVIS	0	231	-	0	519	-
UNITED KINGDOM	523,739	737,203	40.76	808,795	1,117,302	38.14
NETHERLANDS	656,935	765,702	16.56	655,346	663,982	1.32
FRANCE	466,764	328,683	-29.58	919,330	498,283	-45.80
GERMANY, FED. REP. OF	616,818	663,950	7.64	965,973	968,128	0.22
AUSTRIA	5,878	594	-89.89	41,732	4,036	-90.33
BELGIUM	31,038	29,410	-5.25	115,186	89,400	-22.39
SWITZERLAND	5,183	16,330	215.07	28,422	106,403	274.37
DENMARK	90,762	63,659	-29.86	45,063	50,931	13.02
NORWAY	1,950	1,247	-36.05	2,104	3,764	78.90
SWEDEN	19,929	18,481	-7.27	31,024	24,432	-21.25
FINLAND	280,301	246,135	-12.19	205,670	190,720	-7.27
IRELAND	23,301	47,316	103.06	20,557	49,507	140.83
ITALY	423,753	334,277	-21.12	406,854	486,455	19.57
SPAIN	488,018	207,710	-57.44	495,022	361,891	-26.89
PORTUGAL	70,355	32,706	-53.51	47,176	50,323	6.67
GREECE	188,073	462,897	146.13	127,871	199,852	56.29
DEMOCRATIC REPUBLIC OF THE CONGO	39,719	88,495	122.80	41,485	39,083	-5.79
HUNGARY	22,390	19,913	-11.06	94,699	22,654	-76.08
POLAND	1,020,849	1,695,828	66.12	889,340	1,141,111	28.31
ROMANIA	171,568	89,261	-47.97	143,039	97,075	-32.13
BULGARIA	459,672	43,724	-90.49	170,903	26,038	-84.76
YUGOSLAVIA	328	0	-100.00	714	0	-100.00
ALBANIA	38,161	54,687	43.31	20,462	30,978	51.39
AZERBAIJAN	3	0	-100.00	15	0	-100.00
BELARUS	7,505	0	-100.00	7,003	0	-100.00
KAZAKHSTAN	18,783	86,298	359.45	25,946	118,090	355.14
UKRAINE	208,212	459,968	120.91	360,155	621,331	72.52
LITHUANIA	19,487	31,726	62.81	26,893	42,811	59.19
LATVIA	100	2	-98.00	1,180	15	-98.73
ESTONIA	1,141	76,447	6,600.00	2,615	110,009	4,106.85
GEORGIA	45,290	88,706	95.86	15,486	40,976	164.60
CROATIA	25,505	272,972	970.27	29,622	223,512	654.55
BOSNIA AND HERZEGOVINA	205,286	16,725	-91.85	173,938	14,527	-91.65
MALTA	4,301	39,597	820.65	9,981	21,642	116.83
SLOVAKIA	0	55	-	0	161	-
SLOVENIA	1,817	444	-75.56	3,373	954	-71.72
CZECH REPUBLIC	104,135	272,652	161.83	89,624	215,693	140.66
RUSSIA FEDERATION	354,081	1,103,311	211.60	447,328	1,138,205	154.45
KERTAS DAN BARANG DARI KERTAS	1,373,138,797	1,507,588,002	9.79	1,034,598,941	1,331,739,418	28.72
JAPAN	136,892,947	164,032,006	19.83	128,583,328	143,701,095	11.76
HONG KONG	28,237,475	37,938,646	34.36	22,998,516	31,197,070	35.65

TABEL 5. PERKEMBANGAN EKSPOR INDONESIA MENURUT KOMODITI DAN NEGARA TUJUAN

JENIS BARANG	BERAT BERSIH (KG)		PERUB	NILAI FOB (US \$)		PERUB
	JAN-APR 2009	JAN-APR 2010	%	JAN-APR 2009	JAN-APR 2010	%
	(1)	(2)	(3)	(4)	(5)	(6)
KOREA, REPUBLIC OF	23,610,472	36,364,536	54.02	20,115,908	32,839,985	63.25
TAIWAN	46,854,495	53,739,584	14.69	23,945,937	37,977,336	58.60
CHINA	78,042,947	96,409,339	23.53	42,607,933	70,964,038	66.55
MONGOLIA	103,520	58,964	-43.04	54,557	69,621	27.61
MACAU	120,767	1,016,372	741.60	70,990	506,678	613.73
PAPUA NEW GUINEA	1,306,050	1,261,387	-3.42	1,157,836	1,283,451	10.85
THAILAND	28,891,157	42,175,435	45.98	23,131,500	38,872,814	68.05
SINGAPORE	52,621,090	58,945,141	12.02	35,294,255	44,799,466	26.93
PHILIPPINES	39,389,556	35,534,524	-9.79	25,302,425	30,761,954	21.58
MALAYSIA	124,398,793	147,313,045	18.42	82,098,276	121,374,753	47.84
MYANMAR (FORM. BURMA)	11,193,983	18,579,854	65.98	6,491,908	11,978,387	84.51
CAMBODIA	5,108,619	3,520,716	-31.08	3,487,544	3,079,947	-11.69
BRUNEI DARUSSALAM	301,315	370,548	22.98	448,696	486,186	8.36
LAO PEOPLE'S DEMOCRATIC REPUBLIC	32,289	32,307	0.06	21,004	20,392	-2.91
NEPAL	27,504	120,530	338.23	487,648	104,672	-78.54
VIET NAM	78,590,000	80,736,304	2.73	51,723,981	68,195,200	31.84
MALDIVES	206,354	196,985	-4.54	244,833	221,294	-9.61
INDIA	27,585,038	20,758,867	-24.75	21,227,228	20,083,198	-5.39
PAKISTAN	30,283,498	30,264,000	-0.06	19,721,869	29,405,384	49.10
BANGLADESH	16,603,978	17,556,969	5.74	10,515,647	13,061,983	24.21
SRI LANKA	22,318,139	22,169,772	-0.66	13,670,837	15,087,078	10.36
AFGHANISTAN	25,251	8,050	-68.12	163,334	19,523	-88.05
IRAQ	16,166	0	-100.00	12,609	0	-100.00
IRAN (ISLAMIC REPUBLIC OF)	34,497,011	18,622,779	-46.02	26,373,626	14,906,243	-43.48
SAUDI ARABIA	40,514,779	49,618,889	22.47	25,737,808	62,048,745	141.08
ISRAEL	17,173	1,259,713	7,235.43	17,412	1,049,713	5,928.68
KUWAIT	2,787,974	4,281,997	53.59	2,837,967	4,995,305	76.02
JORDAN	12,014,271	13,632,501	13.47	8,895,694	11,974,787	34.61
LEBANON	11,841,896	3,409,212	-71.21	6,573,113	3,400,978	-48.26
YEMEN	6,527,307	5,331,686	-18.32	4,770,458	4,615,093	-3.26
OMAN	3,968,691	3,294,747	-16.98	3,192,559	3,075,261	-3.67
SYRIA ARAB REPUBLIC	8,431,137	3,753,308	-55.48	5,830,078	2,992,440	-48.67
TURKEY	25,355,638	17,795,183	-29.82	15,083,199	15,408,528	2.16
UNITED ARAB EMIRATES	50,653,525	76,905,452	51.83	38,505,493	76,482,183	98.63
QATAR	2,232,187	3,233,512	44.86	2,249,019	3,822,759	69.97
BAHRAIN	2,424,281	2,687,459	10.86	2,256,707	2,749,638	21.84
CYPRUS	3,297,247	2,944,074	-10.71	2,552,652	2,434,475	-4.63
EGYPT	23,494,633	10,242,970	-56.40	16,708,518	9,546,555	-42.86
LIBYAN ARAB JAMAHIRIYA	3,227,098	4,030,112	24.88	2,591,427	3,912,837	50.99
MOROCCO	510,589	135,194	-73.52	391,617	175,565	-55.17
TUNISIA	552,788	240,986	-56.41	480,926	209,556	-56.43
ALGERIA	7	234,446	3,349,128.57	70	756,582	1,080,731.43
SUDAN	9,128,255	6,108,565	-33.08	6,950,094	5,385,500	-22.51
NAMIBIA	71,726	44	-99.94	102,380	2	-100.00
ETHIOPIA	942,898	957,740	1.57	416,354	543,979	30.65
TANZANIA, UNITED REPUBLIC OF	904,867	263,230	-70.91	755,807	302,529	-59.97
MADAGASCAR	522,637	363,316	-30.48	477,528	383,363	-19.72
SOMALIA	160,886	84,557	-47.44	180,577	95,511	-47.11
KENYA	4,750,854	4,758,937	0.17	3,250,645	4,030,213	23.98
REUNION	722,254	1,233,780	70.82	761,076	1,301,691	71.03
MOZAMBIQUE	567,587	904,240	59.31	537,615	867,429	61.35
EQUATORIAL GUINEA	18,549	0	-100.00	14,084	0	-100.00
TOGO	2,630,079	5,127,090	94.94	2,246,466	5,163,854	129.87
GHANA	5,315,422	4,034,370	-24.10	3,894,324	3,770,760	-3.17
LIBERIA	220,090	140,353	-36.23	205,803	144,875	-29.61
GUINEA	484,560	811,667	67.51	425,938	786,029	84.54
ANGOLA	224,769	1,014,756	351.47	212,260	757,187	256.73
CONGO	878,971	1,170,039	33.11	792,071	1,159,023	46.33
CAMEROON	2,434,343	1,024,717	-57.91	1,694,958	921,483	-45.63
NIGERIA	20,293,760	31,235,482	53.92	13,986,402	31,014,068	121.74
SIERRA LEONE	562,905	116,745	-79.26	540,379	101,986	-81.13
GABON	324,132	347,192	7.11	330,225	411,426	24.59
COTE D'IVOIRE	1,852,029	750,838	-59.46	1,649,145	702,949	-57.37
SENEGAL	1,009,886	949,411	-5.99	762,856	934,598	22.51
MAURITANIA	111,368	148,841	33.65	91,904	148,608	61.70
MALI	20,028	0	-100.00	15,824	0	-100.00
BENIN	2,729,791	721,059	-73.59	2,450,013	695,160	-71.63
BURKINA FASO	49,104	10,170	-79.29	33,032	8,024	-75.71
GAMBIA	56,018	138,293	146.87	41,535	117,693	183.36
SEYCHELLES	2,647	2,434	-8.05	6,440	4,586	-28.79
UGANDA	178,456	234,373	31.33	174,947	283,243	61.90
NIGER	4,625	16,368	253.90	6,050	14,082	132.76
DJIBOUTI	5,331,230	9,747,602	82.84	4,225,409	9,369,406	121.74
SAO TOME AND PRINCIPE	18,549	56,456	204.36	13,982	57,632	312.19
SWAZILAND	60	0	-100.00	825	0	-100.00
SOUTH AFRICA	19,084,207	21,213,075	11.16	13,822,582	16,798,507	21.53
ZIMBABWE	0	419,389	-	0	381,035	-
ZAMBIA	0	17,548	-	0	22,954	-

TABEL 5. PERKEMBANGAN EKSPOR INDONESIA MENURUT KOMODITI DAN NEGARA TUJUAN

JENIS BARANG	BERAT BERSIH (KG)		PERUB	NILAI FOB (US \$)		PERUB
	JAN-APR 2009	JAN-APR 2010	%	JAN-APR 2009	JAN-APR 2010	%
(1)	(2)	(3)	(4)	(5)	(6)	(7)
MALAWI	73,627	12,609	-82.87	64,366	18,835	-70.74
MAURITIUS	5,239,078	5,072,706	-3.18	3,176,636	3,586,169	12.89
VIRGIN ISLANDS (BRITISH)	88,232	0	-100.00	45,650	0	-100.00
AUSTRALIA	42,916,310	52,990,513	23.47	42,163,519	49,160,316	16.59
NEW ZEALAND	8,412,672	14,266,254	69.58	8,053,923	10,584,943	31.43
MICRONESIA, FEDERATED STATES OF	0	57,981	-	0	52,142	-
GUAM	95,128	149,656	57.32	138,302	168,816	22.06
PALAU	752	106	-85.90	11,569	301	-97.40
NEW CALEDONIA	539,605	760,224	40.89	504,006	789,524	56.65
VANUATU	25,286	82,739	227.21	30,148	88,622	193.96
WALLIS AND FUTUNA ISLANDS	602	351	-41.69	788	704	-10.66
AMERICAN SAMOA	19,317	76	-99.61	16,827	452	-97.31
COOK ISLANDS	17,096	3,944	-76.93	36,954	11,344	-69.30
FIJI	564,687	1,288,064	128.10	492,569	1,147,134	132.89
KIRIBATI	5,053	2,497	-50.58	11,859	5,878	-50.43
SAMOA	16,754	46,874	179.78	17,256	45,061	161.13
SOLOMON ISLANDS	25,853	12,505	-51.63	54,371	30,742	-43.46
TONGA	19,249	16,547	-14.04	15,359	24,305	58.25
TUVALU	1,031	90	-91.27	1,541	92	-94.03
EAST TIMOR	526,100	629,951	19.74	550,031	769,955	39.98
UNITED STATES	70,673,362	78,914,866	11.66	67,527,394	82,190,927	21.71
CANADA	11,944,389	29,039,463	143.12	10,929,318	25,412,066	132.51
MEXICO	3,158,889	500,757	-84.15	2,631,026	496,147	-81.14
GUATEMALA	1,542,770	7,465,135	383.88	1,127,245	5,346,746	374.32
HONDURAS	1,130,968	176,535	-84.39	1,771,082	176,730	-77.08
NICARAGUA	904,203	808,029	-10.64	630,785	622,936	-1.24
PANAMA	1,513,067	751,425	-50.34	1,223,736	617,473	-49.54
CUBA	919,849	966,898	5.11	815,727	919,698	12.75
SURINAME	287,837	102,687	-64.32	247,387	105,049	-57.54
CHILE	1,290,666	1,583,720	22.71	1,245,965	1,857,420	49.07
VENEZUELA	1,644,224	1,561,004	-5.06	1,370,825	1,229,540	-10.31
ARGENTINA	506,805	473,627	-6.55	630,701	667,336	5.81
BRAZIL	12,140,078	27,601,084	127.36	9,311,015	21,334,495	129.13
COLOMBIA	1,309,311	2,066,576	57.84	1,333,599	2,027,602	52.04
BOLIVIA	399,554	0	-100.00	252,768	0	-100.00
URUGUAY	36,278	576,779	1,489.89	54,174	655,179	1,109.40
PARAGUAY	174,642	476,271	172.71	139,161	367,940	164.40
ECUADOR	3,522,855	2,662,790	-24.41	2,982,072	2,652,177	-11.06
PERU	2,770,525	4,883,410	76.26	2,595,264	4,098,569	57.92
GUYANA	640,865	74,567	-88.36	394,762	53,564	-86.43
TRINIDAD AND TOBAGO	188,701	474,154	151.27	143,113	366,234	155.91
BAHAMAS	11,407	10	-99.91	12,493	56	-99.55
JAMAICA	436,317	334,761	-23.28	355,749	350,505	-1.47
PUERTO RICO	1,887,634	1,486,826	-21.23	1,400,766	1,151,319	-17.81
BELIZE	0	586	-	0	408	-
DOMINICAN REPUBLIC	961,303	1,395,573	45.18	690,351	1,027,280	48.81
EL SALVADOR	1,422,572	714,971	-49.74	1,044,775	583,800	-44.12
COSTA RICA	4,206,111	1,886,061	-55.16	2,881,013	1,428,735	-50.41
HAITI	62,316	139,240	123.44	69,917	142,837	104.30
BARBADOS	35,682	126,224	253.75	34,746	100,472	189.16
ARUBA	0	7,809	-	0	7,871	-
BERMUDA	465	76	-83.66	1,530	881	-42.42
CAYMAN ISLANDS	3	68	2,166.67	200	90	-55.00
DOMINICA	290,453	0	-100.00	204,957	0	-100.00
FRENCH GUIANA	0	57,269	-	0	47,914	-
FRENCH POLYNESIA	521,321	500,599	-3.97	539,139	463,216	-14.08
MARTINIQUE	150,175	163,370	8.79	135,772	163,940	20.75
NETHERLANDS ANTILLES	82,165	38,066	-53.67	76,690	38,314	-50.04
SAINT LUCIA	0	21,727	-	0	21,227	-
GUADELOUPE	98,347	241,088	145.14	80,306	200,611	149.81
SAINT KITTS AND NEVIS	0	391	-	0	878	-
UNITED KINGDOM	15,775,496	6,715,182	-57.43	14,609,067	7,302,115	-50.02
NETHERLANDS	6,385,102	2,311,893	-63.79	5,893,264	4,185,134	-28.98
FRANCE	2,356,065	2,574,750	9.28	2,522,231	3,763,620	49.22
GERMANY, FED. REP. OF	2,559,326	2,748,568	7.39	4,458,229	5,422,237	21.62
AUSTRIA	69,438	3,251	-95.32	58,679	24,946	-57.49
BELGIUM	22,728,174	14,012,276	-38.35	18,815,244	13,566,942	-27.89
SWITZERLAND	16,208	33,826	108.70	47,159	87,416	85.36
DENMARK	248,962	273,267	9.76	547,735	524,804	-4.19
NORWAY	63,198	217,513	244.18	85,067	271,705	219.40
SWEDEN	273,019	286,749	5.03	489,528	477,957	-2.36
FINLAND	187,020	243,882	30.40	275,806	335,526	21.65
IRELAND	1,012,442	305,824	-69.79	1,267,047	441,961	-65.12
ITALY	27,833,173	11,893,576	-57.27	20,154,506	10,378,680	-48.50
SPAIN	11,473,043	11,364,690	-0.94	11,216,158	10,340,955	-7.80
PORTUGAL	1,564,843	845,925	-45.94	1,602,252	882,257	-44.94
GREECE	9,522,029	8,311,893	-12.71	7,953,624	6,529,982	-17.90
LIECHTENSTEIN	62	0	-100.00	3,063	0	-100.00

TABEL 5. PERKEMBANGAN EKSPOR INDONESIA MENURUT KOMODITI DAN NEGARA TUJUAN

JENIS BARANG	BERAT BERSIH (KG)		PERUB	NILAI FOB (US \$)		PERUB
	JAN-APR 2009	JAN-APR 2010	%	JAN-APR 2009	JAN-APR 2010	%
(1)	(2)	(3)	(4)	(5)	(6)	(7)
DEMOCRATIC REPUBLIC OF THE CONGO	1,939,231	2,129,088	9.79	2,025,067	2,117,453	4.56
HUNGARY	934,205	89,316	-90.44	567,255	78,698	-86.13
POLAND	722,924	386,617	-46.52	591,498	405,713	-31.41
ROMANIA	3,222,366	1,116,082	-65.36	2,747,765	801,735	-70.82
BULGARIA	855,717	172,236	-79.87	578,962	171,798	-70.33
YUGOSLAVIA	616,905	57,318	-90.71	425,765	41,544	-90.24
ALBANIA	865,132	1,877,249	116.99	756,962	1,681,195	122.10
ARMENIA	125,676	25,001	-80.11	107,000	18,304	-82.89
KAZAKHSTAN	62,702	0	-100.00	39,959	0	-100.00
UKRAINE	1,896,116	2,896,460	52.76	1,503,061	2,755,976	83.36
UZBEKISTAN	0	12	-	0	1	-
LITHUANIA	149,788	120,952	-19.25	191,377	168,979	-11.70
LATVIA	39,630	38,261	-3.45	49,615	26,010	-47.58
ESTONIA	171,353	12,942	-92.45	241,914	29,602	-87.76
GEORGIA	1,032,021	1,864,253	80.64	969,677	1,638,089	68.93
CROATIA	567,481	322,619	-43.15	452,805	276,087	-39.03
BOSNIA AND HERZEGOVINA	308,233	0	-100.00	171,724	0	-100.00
MALTA	412,570	851,355	106.35	344,231	685,207	99.05
SLOVAKIA	105,264	0	-100.00	96,386	0	-100.00
SLOVENIA	2,450,756	332,320	-86.44	1,537,532	284,751	-81.48
CZECH REPUBLIC	251,853	415	-99.84	172,490	2,166	-98.74
REP. OF MACEDONIA	0	40,885	-	0	31,452	-
RUSSIA FEDERATION	2,171,556	4,562,599	110.11	2,061,568	5,246,771	154.50
-GLISEROL DAN LARUTAN ALKALI	17,900,523	4,648,009	-74.03	2,865,941	974,368	-66.00
JAPAN	859,170	2,112,540	145.88	145,771	400,893	175.02
CHINA	14,759,900	1,029,746	-93.02	2,043,682	158,384	-92.25
SINGAPORE	6	861	14,250.00	9	501	5,466.67
PHILIPPINES	197,660	196,593	-0.54	87,358	84,890	-2.83
MALAYSIA	760,000	0	-100.00	125,000	0	-100.00
INDIA	934,780	1,126,270	20.49	289,321	212,462	-26.57
SAUDI ARABIA	100,000	0	-100.00	38,500	0	-100.00
EGYPT	220,000	0	-100.00	97,000	0	-100.00
MOZAMBIQUE	0	88,000	-	0	59,400	-
CAMEROON	20,000	0	-100.00	8,400	0	-100.00
MALAWI	0	22,000	-	0	12,870	-
NEW ZEALAND	20,000	0	-100.00	9,300	0	-100.00
CANADA	29,007	71,999	148.21	21,600	44,968	108.19
-MARGARIN DAN LEMAK LAINNYA	119,865,572	110,637,856	-7.70	82,726,638	96,068,251	16.13
JAPAN	81,545	657,552	706.37	93,773	580,620	519.18
HONG KONG	2,225,081	430,684	-80.64	1,077,992	367,063	-65.95
KOREA, REPUBLIC OF	862,253	645,508	-25.14	583,325	619,450	6.19
TAIWAN	432,156	873,841	102.20	273,286	735,270	169.05
CHINA	16,978,209	16,928,538	-0.29	9,502,261	14,058,365	47.95
PAPUA NEW GUINEA	385,213	454,303	17.94	252,259	477,575	89.32
THAILAND	726,000	2,507,223	245.35	510,259	2,362,404	362.98
SINGAPORE	8,710,071	1,167,065	-86.60	7,316,932	1,049,864	-85.65
PHILIPPINES	3,007,828	2,500,400	-16.87	1,939,676	2,269,822	17.02
MALAYSIA	226,743	29,492	-86.99	253,385	45,453	-82.06
MYANMAR (FORM. BURMA)	750,778	514,651	-31.45	537,722	624,954	16.22
CAMBODIA	0	21,960	-	0	16,348	-
BRUNEI DARUSSALAM	0	105,000	-	0	88,463	-
VIET NAM	1,519,467	4,753,424	212.83	1,395,372	3,810,590	173.09
MALDIVES	8,363	3,284	-60.73	8,352	3,405	-59.23
INDIA	333,938	60,705	-81.82	302,702	68,782	-77.28
PAKISTAN	957,360	42,000	-95.61	707,580	36,960	-94.78
BANGLADESH	22,050	0	-100.00	11,832	0	-100.00
SRI LANKA	4,119,470	4,362,718	5.90	2,233,596	3,453,818	54.63
AFGHANISTAN	38,027	804,384	2,015.30	29,477	754,606	2,459.98
IRAQ	5,294,549	0	-100.00	3,989,820	0	-100.00
IRAN (ISLAMIC REPUBLIC OF)	3,006,509	883,000	-70.63	2,329,025	725,151	-68.86
SAUDI ARABIA	2,617,327	4,116,883	57.29	1,672,061	3,419,385	104.50
ISRAEL	86,880	882,395	915.65	58,058	786,745	1,255.10
KUWAIT	16,800	182,900	988.69	17,222	214,901	1,147.83
JORDAN	144,688	44,500	-69.24	89,231	51,110	-42.72
LEBANON	379,604	86,400	-77.24	250,735	121,724	-51.45
YEMEN	80,000	0	-100.00	50,000	0	-100.00
OMAN	0	351,700	-	0	292,586	-
SYRIA ARAB REPUBLIC	1,175,237	232,049	-80.26	884,758	263,560	-70.21
TURKEY	2,711,960	2,405,196	-11.31	2,188,915	2,228,435	1.81
UNITED ARAB EMIRATES	416,730	223,100	-46.46	260,336	208,859	-19.77
QATAR	19,080	37,497	96.53	9,731	42,974	341.62
EGYPT	5,095,800	4,227,590	-17.04	3,675,257	3,756,718	2.22
MOROCCO	230,999	21,000	-90.91	159,660	18,900	-88.16
TUNISIA	0	21,496	-	0	27,482	-
ALGERIA	8,352,382	6,235,314	-25.35	5,258,312	5,271,930	0.26
SUDAN	890,520	932,258	4.69	581,146	788,108	35.61

TABEL 5. PERKEMBANGAN EKSPOR INDONESIA MENURUT KOMODITI DAN NEGARA TUJUAN

JENIS BARANG	BERAT BERSIH (KG)		PERUB	NILAI FOB (US \$)		PERUB
	JAN-APR 2009	JAN-APR 2010	%	JAN-APR 2009	JAN-APR 2010	%
	(1)	(2)	(3)	(4)	(5)	(6)
NAMIBIA	18,460	18,460	0.00	11,907	15,506	30.23
ETHIOPIA	463,200	0	-100.00	326,964	0	-100.00
TANZANIA, UNITED REPUBLIC OF	42,000	244,125	481.25	22,234	200,280	800.78
MADAGASCAR	21,000	0	-100.00	11,340	0	-100.00
KENYA	40,800	0	-100.00	21,624	0	-100.00
MOZAMBIQUE	509,305	1,032,300	102.69	319,427	895,268	180.27
TOGO	702,840	316,487	-54.97	435,650	265,795	-38.99
GHANA	1,774,695	2,106,119	18.67	1,126,139	1,722,355	52.94
LIBERIA	187,537	135,454	-27.77	134,422	127,724	-4.98
ANGOLA	2,889,966	1,864,683	-35.48	1,850,703	1,597,897	-13.66
CONGO	630,737	360,963	-42.77	399,090	326,563	-18.17
CAMEROON	569,467	384,446	-32.49	342,204	334,281	-2.32
NIGERIA	6,071,908	11,036,144	81.76	3,640,770	8,838,036	142.75
SIERRA LEONE	99,473	79,335	-20.24	62,920	66,902	6.33
COTE D'IVOIRE	0	62,199	-	0	56,242	-
SENEGAL	0	132,000	-	0	110,220	-
BENIN	1,486,101	2,259,596	52.05	901,153	1,804,917	100.29
GAMBIA	31,680	37,150	17.27	22,493	28,978	28.83
DJIBOUTI	262,499	300,480	14.47	180,198	261,993	45.39
SAO TOME AND PRINCIPE	182,000	0	-100.00	137,540	0	-100.00
SOUTH AFRICA	1,020,556	1,609,725	57.73	907,774	1,628,496	79.39
MALAWI	40,500	40,500	0.00	25,245	35,506	40.65
MAURITIUS	16,900	0	-100.00	11,154	0	-100.00
AUSTRALIA	1,573,234	1,375,490	-12.57	1,013,891	1,202,013	18.55
NEW ZEALAND	1,550,743	1,558,328	0.49	1,096,418	1,422,992	29.79
FIJI	42,200	21,000	-50.24	24,378	17,745	-27.21
KIRIBATI	0	10,259	-	0	13,547	-
SAMOA	0	40,500	-	0	34,992	-
SOLOMON ISLANDS	52,306	20,439	-60.92	49,683	32,196	-35.20
EAST TIMOR	223,226	95,711	-57.12	207,288	86,857	-58.10
UNITED STATES	9,146	10,547	15.32	22,024	24,918	13.14
CANADA	127	0	-100.00	424	0	-100.00
NICARAGUA	44,000	0	-100.00	27,319	0	-100.00
CHILE	0	22,000	-	0	20,126	-
ARGENTINA	0	22,000	-	0	18,260	-
BRAZIL	0	722,100	-	0	942,725	-
TRINIDAD AND TOBAGO	180,181	300,302	66.67	125,691	260,716	107.43
JAMAICA	1,095,998	828,412	-24.41	671,651	637,907	-5.02
BARBADOS	200,210	60,063	-70.00	139,270	47,570	-65.84
CAPE VERDE	15,508	0	-100.00	11,184	0	-100.00
MARTINIQUE	16,918	0	-100.00	10,225	0	-100.00
UNITED KINGDOM	0	62,100	-	0	48,024	-
NETHERLANDS	15,273	3	-99.98	18,501	4	-99.98
GERMANY, FED. REP. OF	1	0	-100.00	1	0	-100.00
DENMARK	8,548,312	10,999,840	28.68	4,573,736	6,558,908	43.40
ITALY	199,960	0	-100.00	134,973	0	-100.00
SPAIN	0	44,000	-	0	51,040	-
GREECE	88,500	463,292	423.49	65,483	452,745	591.39
DEMOCRATIC REPUBLIC OF THE CONGO	203,250	504,009	147.97	120,596	435,066	260.76
HUNGARY	20,500	20,500	0.00	13,854	17,671	27.55
ROMANIA	1,165,000	509,287	-56.28	996,873	581,726	-41.64
BULGARIA	1,489,438	1,589,200	6.70	1,114,582	1,475,461	32.38
ALBANIA	0	66,000	-	0	62,663	-
AZERBAIJAN	0	200	-	0	230	-
BELARUS	0	44,400	-	0	58,857	-
KAZAKHSTAN	66,566	234,424	252.17	64,614	250,982	288.43
TURKMENISTAN	41,493	168,023	304.94	38,857	210,764	442.41
UKRAINE	4,696,924	3,826,313	-18.54	4,846,618	4,391,947	-9.38
UZBEKISTAN	57,314	220,500	284.72	41,806	158,760	279.75
LATVIA	203,087	154,717	-23.82	167,853	170,544	1.60
ESTONIA	21,760	216,840	896.51	44,608	365,876	720.20
GEORGIA	81,999	0	-100.00	69,290	0	-100.00
CROATIA	22,000	154,440	602.00	15,159	160,987	961.99
SLOVENIA	402,332	555,739	38.13	266,428	470,625	76.64
RUSSIA FEDERATION	8,572,825	5,950,702	-30.59	7,338,361	7,423,468	1.16
-SABUN MANDI DAN CUCI	173,755,465	191,005,863	9.93	163,904,508	193,010,050	17.76
JAPAN	3,190,200	2,955,690	-7.35	3,121,997	3,310,263	6.03
HONG KONG	1,010,607	1,074,538	6.33	1,391,999	1,522,393	9.37
KOREA, DEMOCRATIC PEOPLE'S REPUB	431,703	299,946	-30.52	257,973	226,387	-12.24
KOREA, REPUBLIC OF	1,352,352	1,864,293	37.86	1,553,737	2,190,524	40.98
TAIWAN	1,985,561	1,987,001	0.07	2,190,531	2,318,387	5.84
CHINA	8,548,343	5,359,104	-37.31	6,246,674	5,412,369	-13.36
MONGOLIA	103,768	463,297	346.47	110,670	547,297	394.53
MACAU	0	219	-	0	1,513	-
PAPUA NEW GUINEA	3,148,353	4,240,843	34.70	2,066,068	3,085,706	49.35
THAILAND	2,313,765	4,014,930	73.52	3,072,391	5,112,099	66.39
SINGAPORE	4,524,666	6,451,306	42.58	5,347,154	9,385,432	75.52

TABEL 5. PERKEMBANGAN EKSPOR INDONESIA MENURUT KOMODITI DAN NEGARA TUJUAN

JENIS BARANG	BERAT BERSIH (KG)		PERUB	NILAI FOB (US \$)		PERUB
	JAN-APR 2009	JAN-APR 2010	%	JAN-APR 2009	JAN-APR 2010	%
	(1)	(2)	(3)	(4)	(5)	(6)
PHILIPPINES	5,462,864	4,108,627	-24.79	5,154,286	4,209,147	-18.34
MALAYSIA	22,146,632	25,737,684	16.21	20,774,228	26,343,017	26.81
MYANMAR (FORM. BURMA)	1,662,987	6,039,857	263.19	1,409,901	4,214,776	198.94
CAMBODIA	24,684	31,167	26.26	29,986	53,656	78.94
BRUNEI DARUSSALAM	500,898	340,432	-32.04	604,118	423,936	-29.83
VIET NAM	1,865,245	2,448,148	31.25	2,264,777	3,316,472	46.44
MALDIVES	749,237	714,503	-4.64	896,248	763,423	-14.82
INDIA	4,239,774	3,071,781	-27.55	4,112,269	3,072,284	-25.29
PAKISTAN	2,410,324	1,419,746	-41.10	2,996,209	1,740,639	-41.91
BANGLADESH	75,843	149,766	97.47	113,064	261,393	131.19
SRI LANKA	42,040	88,517	110.55	50,487	141,621	180.51
AFGHANISTAN	132,520	19,006	-85.66	178,501	20,373	-88.59
IRAQ	1,615,928	1,138,440	-29.55	2,199,574	1,250,047	-43.17
IRAN (ISLAMIC REPUBLIC OF)	426,616	782,915	83.52	558,262	1,320,737	136.58
SAUDI ARABIA	685,266	624,090	-8.93	953,064	979,541	2.78
ISRAEL	12,872	31,082	141.47	22,420	34,705	54.79
KUWAIT	86,076	331,396	285.00	102,497	464,541	353.22
JORDAN	169,628	786,447	363.63	278,273	926,205	232.84
LEBANON	136,320	464,050	240.41	225,650	662,569	193.63
PALESTINA	0	36,137	-	0	26,620	-
YEMEN	1,278,835	1,335,062	4.40	1,487,864	1,795,427	20.67
OMAN	1,290	211,928	16,328.53	3,028	224,097	7,300.83
SYRIA ARAB REPUBLIC	48,464	30,760	-36.53	67,095	62,362	-7.05
TURKEY	20,034	436,594	2,079.27	11,850	401,496	3,288.15
UNITED ARAB EMIRATES	7,702,850	8,763,103	13.76	9,932,486	12,396,949	24.81
QATAR	13,230	0	-100.00	17,550	0	-100.00
CYPRUS	5,981	0	-100.00	20,416	0	-100.00
EGYPT	4,074,853	4,604,312	12.99	4,184,226	4,963,730	18.63
LIBYAN ARAB JAMAHIRIYA	1,669,313	1,754,060	5.08	1,642,579	2,022,431	23.13
MOROCCO	14,311	14,218	-0.65	15,789	17,879	13.24
TUNISIA	0	35,437	-	0	87,079	-
ALGERIA	1,755,458	1,193,118	-32.03	1,014,811	1,174,960	15.78
SUDAN	989,425	2,914,762	194.59	621,010	1,769,500	184.94
ERITREA	418,950	664,053	58.50	250,653	598,110	138.62
NAMIBIA	1,780,013	1,099,991	-38.20	2,199,875	1,195,389	-45.66
ETHIOPIA	893,735	602,980	-32.53	732,225	836,209	14.20
TANZANIA, UNITED REPUBLIC OF	1,006,306	655,400	-34.87	1,245,633	656,605	-47.29
MADAGASCAR	1,702,958	2,365,548	38.91	1,430,823	1,916,073	33.91
SOMALIA	25,344	62,021	144.72	28,160	59,471	111.19
KENYA	271,404	422,188	55.56	249,824	327,213	30.98
REUNION	1	1,525	152,400.00	1	1,277	127,600.00
MOZAMBIQUE	2,600,413	4,910,461	88.83	2,321,176	3,220,190	38.73
EQUATORIAL GUINEA	247,397	224,121	-9.41	272,575	244,581	-10.27
TOGO	3,884,746	4,644,292	19.55	3,775,829	4,088,586	8.28
GHANA	7,057,180	10,511,526	48.95	5,099,232	8,402,515	64.78
LIBERIA	902,074	891,678	-1.15	637,893	809,030	26.83
GUINEA	1,391,659	688,675	-50.51	980,103	502,641	-48.72
ANGOLA	10,184,175	11,730,583	15.18	8,260,547	11,001,902	33.19
CONGO	1,848,715	1,963,432	6.21	1,395,281	1,482,859	6.28
CAMEROON	2,914,199	1,865,848	-35.97	2,735,354	1,853,631	-32.23
NIGERIA	2,627,173	1,833,081	-30.23	2,353,189	1,614,930	-31.37
SIERRA LEONE	1,501,603	1,589,170	5.83	1,497,466	1,429,844	-4.52
GABON	498,119	498,485	0.07	498,863	416,941	-16.42
COTE D'IVOIRE	254,310	200,049	-21.34	206,804	203,163	-1.76
SENEGAL	1,028,608	956,372	-7.02	950,086	823,812	-13.29
MAURITANIA	1,818,766	1,052,828	-42.11	1,788,182	794,297	-55.58
MALI	833,481	633,345	-24.01	814,479	469,801	-42.32
BENIN	9,953,398	13,184,623	32.46	10,674,172	13,656,622	27.94
BURKINA FASO	303,283	505,101	66.54	286,269	504,279	76.16
GUINEA BISSAU	43,140	112,500	160.78	36,916	67,500	82.85
GAMBIA	144,334	437,993	203.46	143,866	295,905	105.68
SEYCHELLES	46,405	72,333	55.87	50,981	135,354	165.50
UGANDA	3,236	34,560	967.99	2,318	46,224	1,894.13
CENTRAL AFRICAN REPUBLIC	76,698	58,406	-23.85	84,306	64,800	-23.14
NIGER	125,858	23,606	-81.24	162,972	10,879	-93.32
CHAD	105,100	36,133	-65.62	88,588	47,232	-46.68
DJIBOUTI	7,124,539	6,240,705	-12.41	5,277,970	5,456,858	3.39
SAO TOME AND PRINCIPE	34,246	109,060	218.46	36,176	115,135	218.26
SOUTH AFRICA	3,093,964	667,553	-78.42	2,866,879	723,041	-74.78
MALAWI	2,889,750	3,722,000	28.80	1,606,074	2,163,566	34.71
COMOROS	96,219	65,041	-32.40	98,212	76,843	-21.76
BURUNDI	24,768	24,768	0.00	35,475	35,475	0.00
MAURITIUS	683,653	789,803	15.53	579,711	720,892	24.35
RWANDA	74,304	49,536	-33.33	106,425	70,950	-33.33
AUSTRALIA	2,195,081	2,091,457	-4.72	2,214,971	3,130,516	41.33
NEW ZEALAND	63,892	141,853	122.02	126,695	123,151	-2.80
MICRONESIA, FEDERATED STATES OF	78,455	47,152	-39.90	82,517	52,025	-36.95
GUAM	0	304	-	0	2,540	-

TABEL 5. PERKEMBANGAN EKSPOR INDONESIA MENURUT KOMODITI DAN NEGARA TUJUAN

JENIS BARANG	BERAT BERSIH (KG)		PERUB	NILAI FOB (US \$)		PERUB
	JAN-APR 2009	JAN-APR 2010	%	JAN-APR 2009	JAN-APR 2010	%
(1)	(2)	(3)	(4)	(5)	(6)	(7)
PALAU	956	250	-73.85	16,868	709	-95.80
NEW CALEDONIA	11,587	2,410	-79.20	34,980	2,008	-94.26
NORTHERN MARIANA ISLANDS	3,120	1,982	-36.47	8,511	5,918	-30.47
VANUATU	51,635	101,905	97.36	37,284	129,319	246.85
WALLIS AND FUTUNA ISLANDS	1,601	2,295	43.35	4,365	7,277	66.71
AMERICAN SAMOA	890	5,422	509.21	1,829	5,913	223.29
COOK ISLANDS	17,659	729	-95.87	15,852	3,012	-81.00
FIJI	1,197,226	1,104,881	-7.71	887,049	912,708	2.89
KIRIBATI	233,809	91,175	-61.00	262,176	108,865	-58.48
MARSHALL ISLANDS	0	22,317	-	0	23,930	-
SAMOA	139,590	251,611	80.25	138,261	280,228	102.68
SOLOMON ISLANDS	190,932	166,820	-12.63	183,308	174,269	-4.93
TONGA	18,618	39,728	113.38	25,005	41,777	67.07
TUVALU	8,585	8,805	2.56	7,146	8,927	24.92
EAST TIMOR	707,636	777,704	9.90	836,290	883,176	5.61
UNITED STATES	647,816	711,879	9.89	732,279	987,702	34.88
CANADA	35,466	14,381	-59.45	60,671	31,643	-47.84
MEXICO	15,000	52,919	252.79	28,303	111,462	293.82
GUATEMALA	44,235	86,769	96.15	57,730	109,897	90.36
NICARAGUA	14,688	0	-100.00	16,215	0	-100.00
PANAMA	446,931	597,420	33.67	512,547	672,735	31.25
CUBA	0	292,408	-	0	381,760	-
SURINAME	249,045	129,793	-47.88	393,596	228,416	-41.97
CHILE	395,148	348,828	-11.72	464,077	425,893	-8.23
COLOMBIA	1,610,787	1,983,397	23.13	964,589	1,633,146	69.31
BOLIVIA	97,058	96,691	-0.38	125,600	119,550	-4.82
URUGUAY	0	48,000	-	0	104,657	-
PERU	70,078	85,803	22.44	91,138	113,788	24.85
GUYANA	0	17,543	-	0	21,683	-
TRINIDAD AND TOBAGO	23,971	73,425	206.31	25,250	71,865	184.61
JAMAICA	281,498	299,241	6.30	146,896	249,342	69.74
PUERTO RICO	0	16,800	-	0	23,915	-
BELIZE	14,310	0	-100.00	16,375	0	-100.00
DOMINICAN REPUBLIC	49,140	18,891	-61.56	58,080	20,775	-64.23
EL SALVADOR	42,930	55,673	29.68	48,381	69,295	43.23
COSTA RICA	69,368	0	-100.00	90,578	0	-100.00
HAITI	1,986,847	1,910,305	-3.85	2,026,916	1,845,433	-8.95
BARBADOS	6,010	43,151	617.99	9,363	48,095	413.67
BERMUDA	135	32	-76.30	395	367	-7.09
CAPE VERDE	39,997	0	-100.00	21,963	0	-100.00
FRENCH POLYNESIA	37,904	47,007	24.02	19,871	37,307	87.75
MARTINIQUE	0	21,147	-	0	15,102	-
NETHERLANDS ANTILLES	38,801	24,768	-36.17	45,153	29,836	-33.92
SAINT LUCIA	0	187	-	0	907	-
GUADELOUPE	20,880	0	-100.00	8,352	0	-100.00
SAINT KITTS AND NEVIS	9	12	33.33	251	27	-89.24
UNITED KINGDOM	75,570	71,685	-5.14	124,185	171,589	38.17
NETHERLANDS	243,820	72,651	-70.20	313,693	107,073	-65.87
FRANCE	72,746	105,475	44.99	62,185	78,318	25.94
GERMANY, FED. REP. OF	2,761	18,412	566.86	9,828	31,333	218.81
AUSTRIA	120,002	96,000	-20.00	153,099	126,900	-17.11
BELGIUM	342,524	223,249	-34.82	212,861	167,799	-21.17
SWITZERLAND	46	222	382.61	81	1,137	1,303.70
DENMARK	282	13	-95.39	1,632	153	-90.63
NORWAY	0	192	-	0	1,181	-
SWEDEN	1,408	55,648	3,852.27	2,441	53,788	2,103.52
FINLAND	0	5	-	0	8	-
ITALY	68,018	411,020	504.28	40,227	254,087	531.63
SPAIN	258,275	229,853	-11.00	339,000	406,829	20.01
PORTUGAL	32,116	126,934	295.24	58,648	106,482	81.56
MONTSERRAT	454	0	-100.00	649	0	-100.00
GREECE	12,185	34,992	187.17	33,771	68,100	101.65
DEMOCRATIC REPUBLIC OF THE CONGO	2,892,510	2,000,002	-30.86	1,637,329	1,813,603	10.77
POLAND	340,000	264,671	-22.16	315,810	197,630	-37.42
ROMANIA	14,039	18,000	28.21	19,745	13,212	-33.09
BULGARIA	46,253	355,206	667.96	56,049	282,312	403.69
ALBANIA	0	14,040	-	0	17,420	-
ARMENIA	0	30,024	-	0	40,328	-
BELARUS	0	125	-	0	1,750	-
KAZAKHSTAN	0	33,264	-	0	40,260	-
KYRGYZSTAN	0	16,632	-	0	20,130	-
UZBEKISTAN	527,497	0	-100.00	254,500	0	-100.00
LATVIA	0	59	-	0	387	-
GEORGIA	23,432	70,560	201.13	11,130	46,922	321.58
CROATIA	18,506	60,000	224.22	14,494	48,180	232.41
MALTA	162	17,661	10,801.85	599	23,386	3,804.17
SLOVENIA	203,749	180	-99.91	97,425	375	-99.62
RUSSIA FEDERATION	156,446	274,133	75.23	134,176	243,905	81.78

TABEL 5. PERKEMBANGAN EKSPOR INDONESIA MENURUT KOMODITI DAN NEGARA TUJUAN

JENIS BARANG	BERAT BERSIH (KG)		PERUB	NILAI FOB (US \$)		PERUB
	JAN-APR 2009	JAN-APR 2010	%	JAN-APR 2009	JAN-APR 2010	%
(1)	(2)	(3)	(4)	(5)	(6)	(7)
-BAHAN CELUP ORGANIK SINTETIK	5,902,229	7,562,227	28.12	28,341,200	33,289,320	17.46
JAPAN	520,405	904,823	73.87	2,076,997	4,573,056	120.18
HONG KONG	411,060	353,875	-13.91	1,872,283	1,727,941	-7.71
KOREA, REPUBLIC OF	234,400	285,243	21.69	1,203,809	1,020,913	-15.19
TAIWAN	313,017	472,232	50.86	2,090,267	2,107,013	0.80
CHINA	1,494,757	1,423,892	-4.74	4,185,521	3,697,965	-11.65
THAILAND	115,519	177,489	53.64	498,152	918,995	84.48
SINGAPORE	755,437	840,151	11.21	5,590,667	5,410,798	-3.22
PHILIPPINES	57,422	47,629	-17.05	147,804	75,697	-48.79
MALAYSIA	65,497	94,064	43.62	187,935	351,875	87.23
NEPAL	17,998	0	-100.00	17,144	0	-100.00
VIET NAM	26,793	40,563	51.39	182,210	272,419	49.51
INDIA	14,449	21,126	46.21	95,110	120,884	27.10
PAKISTAN	141,771	161,782	14.12	416,837	402,029	-3.55
BANGLADESH	174,939	381,034	117.81	476,899	1,075,746	125.57
SRI LANKA	30,830	22,704	-26.36	194,098	106,403	-45.18
IRAN (ISLAMIC REPUBLIC OF)	3,416	1,986	-41.86	16,170	8,600	-46.82
SAUDI ARABIA	0	1,561	-	0	8,766	-
JORDAN	2,000	300	-85.00	12,215	2,675	-78.10
TURKEY	252,028	542,533	115.27	1,239,264	2,566,858	107.13
UNITED ARAB EMIRATES	0	8,117	-	0	56,160	-
EGYPT	9,819	19,898	102.65	38,617	58,731	52.09
MOROCCO	1,000	0	-100.00	1,900	0	-100.00
TANZANIA, UNITED REPUBLIC OF	34,199	31,608	-7.58	91,286	106,621	16.80
NIGERIA	32,538	152,654	369.16	38,600	322,020	734.25
COTE D'IVOIRE	3,000	0	-100.00	10,500	0	-100.00
SOUTH AFRICA	3,038	16,854	454.77	18,113	113,447	526.33
MAURITIUS	0	448	-	0	3,821	-
AUSTRALIA	12,674	17,217	35.85	63,968	109,254	70.79
NEW ZEALAND	137	2,785	1,932.85	4,066	30,269	644.44
EAST TIMOR	0	3,035	-	0	8,165	-
UNITED STATES	103,724	373,001	259.61	949,923	2,247,392	136.59
CANADA	3,969	19,800	398.87	36,817	19,872	-46.02
MEXICO	48,374	68,663	41.94	357,916	462,625	29.26
NICARAGUA	5,300	0	-100.00	38,421	0	-100.00
PANAMA	0	10,896	-	0	106,994	-
CHILE	1,200	0	-100.00	10,224	0	-100.00
ARGENTINA	19,991	0	-100.00	163,666	0	-100.00
BRAZIL	74,757	304,373	307.15	536,693	1,879,962	250.29
COLOMBIA	2,199	773	-64.85	11,745	7,307	-37.79
PERU	0	1,000	-	0	5,280	-
EL SALVADOR	300	0	-100.00	3,030	0	-100.00
UNITED KINGDOM	101	23,797	23,461.39	1,011	182,905	17,991.49
NETHERLANDS	39,600	176,450	345.58	55,836	219,050	292.31
GERMANY, FED. REP. OF	538,832	144,610	-73.16	4,347,946	971,727	-77.65
BELGIUM	26,753	98,309	267.47	108,328	542,535	400.83
SWITZERLAND	0	81,763	-	0	486,338	-
NORWAY	42,000	61,800	47.14	38,220	61,164	60.03
SWEDEN	39,600	19,800	-50.00	55,836	23,364	-58.16
ITALY	67,386	38,292	-43.18	227,156	153,294	-32.52
SPAIN	160,000	54,394	-66.00	628,000	360,594	-42.58
PORTUGAL	0	55,905	-	0	289,896	-
POLAND	0	2,998	-	0	11,900	-
-PREPARAT PEMBASMI KUMAN, DLL	19,906,188	25,131,243	26.25	61,887,061	78,921,427	27.52
JAPAN	2,066,376	2,333,865	12.94	2,376,916	3,268,451	37.51
HONG KONG	21,017	7,069	-66.37	57,198	20,558	-64.06
KOREA, REPUBLIC OF	717,593	543,273	-24.29	2,166,333	1,482,129	-31.58
TAIWAN	231,836	616,377	165.87	1,155,286	1,136,033	-1.67
CHINA	1,149,106	1,813,961	57.86	18,439,127	26,597,463	44.24
PAPUA NEW GUINEA	36,937	49,482	33.96	25,980	44,339	70.67
THAILAND	1,599,691	4,185,019	161.61	6,648,691	12,748,507	91.74
SINGAPORE	1,294,588	1,277,297	-1.34	3,416,470	3,035,386	-11.15
PHILIPPINES	3,170,442	3,564,282	12.42	8,678,549	7,948,571	-8.41
MALAYSIA	1,556,436	2,393,199	53.76	5,307,162	7,042,228	32.69
MYANMAR (FORM. BURMA)	61,440	122,880	100.00	43,315	78,644	81.56
BRUNEI DARUSSALAM	741	1,247	68.29	2,155	5,010	132.48
VIET NAM	487,033	686,974	41.05	4,190,057	5,360,973	27.95
MALDIVES	33,670	24,851	-26.19	64,085	68,097	6.26
INDIA	30,488	21,121	-30.72	25,600	21,472	-16.13
PAKISTAN	1,816,149	1,192,024	-34.37	1,393,835	1,135,975	-18.50
BANGLADESH	337,272	338,138	0.26	742,634	843,419	13.57
SRI LANKA	284,295	273,503	-3.80	517,096	474,864	-8.17
SAUDI ARABIA	4,015	10,655	165.38	48,397	122,800	153.73
JORDAN	25,607	1,200	-95.31	25,923	21,258	-18.00
LEBANON	157,056	177,698	13.14	165,528	193,069	16.64
YEMEN	0	16,114	-	0	45,905	-

TABEL 5. PERKEMBANGAN EKSPOR INDONESIA MENURUT KOMODITI DAN NEGARA TUJUAN

JENIS BARANG	BERAT BERSIH (KG)		PERUB %	NILAI FOB (US \$)		PERUB %
	JAN-APR 2009	JAN-APR 2010		JAN-APR 2009	JAN-APR 2010	
(1)	(2)	(3)	(4)	(5)	(6)	(7)
OMAN	0	51	-	0	701	-
TURKEY	1	968	96,700.00	5	44,600	891,900.00
UNITED ARAB EMIRATES	492	273	-44.51	5,037	3,869	-23.19
CYPRUS	0	29,538	-	0	122,273	-
EGYPT	0	22,312	-	0	54,127	-
LIBYAN ARAB JAMAHIRIYA	0	287	-	0	1,224	-
TANZANIA, UNITED REPUBLIC OF	126,735	80,061	-36.83	90,525	206,410	128.01
MADAGASCAR	128,850	150,983	17.18	92,624	135,826	46.64
KENYA	8,400	42,480	405.71	6,000	46,696	678.27
MOZAMBIQUE	0	9,696	-	0	18,422	-
EQUATORIAL GUINEA	0	541	-	0	2,280	-
TOGO	20,700	20,160	-2.61	18,492	23,040	24.59
GHANA	23,328	0	-100.00	18,144	0	-100.00
ANGOLA	0	137,645	-	0	114,570	-
COTE D'IVOIRE	0	43,920	-	0	39,695	-
BENIN	14,488	20,798	43.55	42,426	51,564	21.54
GAMBIA	1,875	6,733	259.09	4,177	21,223	408.09
SOUTH AFRICA	190,757	193,114	1.24	188,328	202,975	7.78
ZIMBABWE	0	17,993	-	0	23,256	-
ZAMBIA	0	79	-	0	1,048	-
COMOROS	0	2,161	-	0	5,707	-
MAURITIUS	77,269	136,741	76.97	91,358	243,926	167.00
AUSTRALIA	71,377	120,864	69.33	79,552	144,628	81.80
NEW ZEALAND	0	5,420	-	0	4,825	-
GUAM	2,250	0	-100.00	3,944	0	-100.00
NEW CALEDONIA	18,061	3,972	-78.01	23,338	13,026	-44.19
SAINT VINCENT AND THE GRENADINES	9,041	0	-100.00	9,026	0	-100.00
VANUATU	9,869	1,412	-85.69	9,204	2,909	-68.39
WALLIS AND FUTUNA ISLANDS	1,847	1,488	-19.44	5,030	4,980	-0.99
AMERICAN SAMOA	7,275	21,825	200.00	10,991	34,512	214.00
COOK ISLANDS	8,397	10,931	30.18	8,006	9,431	17.80
FIJI	22,274	35,889	61.13	19,532	31,554	61.55
KIRIBATI	0	2,700	-	0	3,925	-
SAMOA	55,458	88,000	58.68	50,606	89,881	77.61
SOLOMON ISLANDS	2,116	155	-92.67	2,260	417	-81.55
TONGA	14,982	9,561	-36.18	14,763	8,728	-40.88
TUVALU	104	0	-100.00	156	0	-100.00
EAST TIMOR	55,316	70,001	26.55	110,981	107,635	-3.01
UNITED STATES	398	2,029	409.80	24,040	3,067	-87.24
MEXICO	2,115,614	2,156,935	1.95	2,710,483	2,600,670	-4.05
GUATEMALA	91,231	136,844	50.00	109,861	140,721	28.09
HONDURAS	200,555	147,940	-26.23	201,470	155,840	-22.65
NICARAGUA	155,724	44,382	-71.50	183,058	43,153	-76.43
PANAMA	0	24,000	-	0	11,300	-
SURINAME	1,173	1,868	59.25	14,641	23,094	57.74
VENEZUELA	65,892	108,768	65.07	88,943	144,040	61.95
ARGENTINA	0	600,339	-	0	721,700	-
BRAZIL	0	82,257	-	0	369,528	-
PERU	2,389	7,869	229.38	13,706	58,630	327.77
GUYANA	0	18,082	-	0	18,054	-
TRINIDAD AND TOBAGO	18,082	36,164	100.00	20,153	41,167	104.27
JAMAICA	129,598	87,858	-32.21	162,630	114,839	-29.39
DOMINICAN REPUBLIC	0	36,164	-	0	41,456	-
EL SALVADOR	171,472	67,662	-60.54	217,168	76,798	-64.64
COSTA RICA	7,202	0	-100.00	9,785	0	-100.00
HAITI	344,766	60,129	-82.56	281,130	47,446	-83.12
BARBADOS	9,041	0	-100.00	9,677	0	-100.00
ANTIGUA AND BARBUDA	0	9,041	-	0	7,912	-
DOMINICA	52,536	0	-100.00	68,034	0	-100.00
FRENCH GUIANA	8,392	0	-100.00	11,724	0	-100.00
FRENCH POLYNESIA	35,781	47,133	31.73	28,326	44,636	57.58
GRENADA	9,041	9,041	0.00	8,676	8,162	-5.92
MARTINIQUE	7,121	0	-100.00	11,419	0	-100.00
NETHERLANDS ANTILLES	1,543	0	-100.00	14,694	0	-100.00
SAINT LUCIA	9,041	0	-100.00	8,777	0	-100.00
UNITED KINGDOM	26,001	6	-99.98	99,579	1	-100.00
NETHERLANDS	184,375	319	-99.83	209,118	2,551	-98.78
FRANCE	0	12,695	-	0	13,888	-
BELGIUM	18	0	-100.00	17	0	-100.00
SWITZERLAND	2	0	-100.00	4	0	-100.00
FINLAND	69,053	34,500	-50.04	91,080	45,540	-50.00
ITALY	159,461	173,219	8.63	504,500	266,714	-47.13
PORTUGAL	0	1,598	-	0	3,658	-
GREECE	59,820	95,851	60.23	126,809	160,141	26.29
HUNGARY	0	15,840	-	0	26,664	-
POLAND	0	13,020	-	0	14,216	-
UKRAINE	0	25,318	-	0	18,956	-
GEORGIA	2,000	0	-100.00	2,580	0	-100.00

TABEL 5. PERKEMBANGAN EKSPOR INDONESIA MENURUT KOMODITI DAN NEGARA TUJUAN

JENIS BARANG	BERAT BERSIH (KG)		PERUB %	NILAI FOB (US \$)		PERUB %
	JAN-APR 2009	JAN-APR 2010		JAN-APR 2009	JAN-APR 2010	
(1)	(2)	(3)	(4)	(5)	(6)	(7)
MALTA	0	45,837	-	0	72,099	-
RUSSIA FEDERATION	15,816	89,554	466.22	260,137	109,752	-57.81
-DAMAR TIRUAN, BAHAN PLASTIK	403,843,388	392,938,741	-2.70	531,516,498	669,733,525	26.00
JAPAN	56,666,285	70,335,258	24.12	86,549,838	133,258,433	53.97
HONG KONG	8,916,825	10,470,352	17.42	14,312,389	12,637,160	-11.70
KOREA, REPUBLIC OF	3,371,169	6,330,672	87.79	7,834,128	13,457,922	71.79
TAIWAN	4,416,171	7,797,956	76.58	7,714,758	15,550,583	101.57
CHINA	79,520,135	55,640,036	-30.03	57,093,790	52,271,929	-8.45
MONGOLIA	0	2,245	-	0	6,972	-
PAPUA NEW GUINEA	120,890	290,939	140.66	401,037	726,960	81.27
THAILAND	7,413,182	10,391,303	40.17	19,147,576	25,861,339	35.06
SINGAPORE	23,883,685	23,101,633	-3.27	41,768,784	54,633,202	30.80
PHILIPPINES	16,493,378	21,809,362	32.23	19,934,494	34,397,645	72.55
MALAYSIA	26,950,488	31,921,061	18.44	34,898,423	49,919,075	43.04
MYANMAR (FORM. BURMA)	3,055,762	1,822,914	-40.35	2,540,018	1,924,188	-24.25
CAMBODIA	122,239	34,489	-71.79	262,533	44,595	-83.01
BRUNEI DARUSSALAM	127,905	24,003	-81.23	226,921	75,395	-66.77
LAO PEOPLE'S DEMOCRATIC REPUBLIC	19,748	0	-100.00	27,239	0	-100.00
NEPAL	204	88,400	43,233.33	647	137,134	21,095.36
VIET NAM	18,961,513	19,648,569	3.62	21,910,842	25,703,569	17.31
MALDIVES	43,439	54,768	26.08	90,828	97,253	7.07
INDIA	9,373,964	11,954,409	27.53	11,223,755	19,637,511	74.96
PAKISTAN	1,436,448	1,457,741	1.48	2,627,831	2,816,667	7.19
BANGLADESH	10,298,330	9,494,900	-7.80	9,012,959	11,569,306	28.36
SRI LANKA	2,916,070	4,014,715	37.68	3,533,164	6,862,593	94.23
AFGHANISTAN	63,407	115,664	82.42	94,069	202,128	114.87
IRAQ	0	80	-	0	3,050	-
IRAN (ISLAMIC REPUBLIC OF)	50,700	264,719	422.13	218,548	885,604	305.22
SAUDI ARABIA	1,695,773	1,898,299	11.94	5,657,590	4,999,453	-11.63
ISRAEL	165,377	352,250	113.00	215,970	404,629	87.35
KUWAIT	182,070	239,215	31.39	562,489	542,414	-3.57
JORDAN	87,627	65,845	-24.86	123,561	122,630	-0.75
LEBANON	85,915	460,162	435.60	150,434	1,155,402	668.05
YEMEN	90,581	111,603	23.21	179,716	292,884	62.97
OMAN	22,388	105,872	372.90	40,600	193,904	377.60
SYRIA ARAB REPUBLIC	323,890	336,027	3.75	721,513	763,467	5.81
TURKEY	9,389,418	6,676,804	-28.89	7,434,750	9,559,257	28.58
UNITED ARAB EMIRATES	2,068,264	4,576,026	121.25	4,490,116	7,921,116	76.41
QATAR	37,371	36,036	-3.57	121,996	176,096	44.35
BAHRAIN	30,198	517,428	1,613.45	75,528	561,127	642.94
CYPRUS	5,283	8,679	64.28	17,700	24,418	37.95
EGYPT	3,793,200	3,883,568	2.38	3,257,665	5,280,993	62.11
LIBYAN ARAB JAMAHIRIYA	72,903	87,296	19.74	270,377	239,524	-11.41
MOROCCO	214,181	154,667	-27.79	620,306	569,224	-8.23
TUNISIA	31,216	38,932	24.72	82,589	104,999	27.13
ALGERIA	200,015	170,620	-14.70	191,558	594,222	210.20
SUDAN	8,585	4,518	-47.37	38,436	18,189	-52.68
NAMIBIA	33,131	0	-100.00	114,374	0	-100.00
ETHIOPIA	0	8,555	-	0	31,125	-
TANZANIA, UNITED REPUBLIC OF	298,064	362,319	21.56	900,466	545,767	-39.39
MADAGASCAR	53,742	18,984	-64.68	111,284	26,279	-76.39
SOMALIA	57,216	2,984	-94.78	160,310	5,820	-96.37
KENYA	621,546	325,773	-47.59	455,028	610,153	34.09
REUNION	75,745	94,484	24.74	106,181	178,726	68.32
MOZAMBIQUE	1,208	20,746	1,617.38	1,224	47,025	3,741.91
TOGO	351,367	162,943	-53.63	508,090	280,815	-44.73
GHANA	408,019	706,921	73.26	620,431	881,938	42.15
LIBERIA	5	0	-100.00	39	0	-100.00
GUINEA	233,570	154,294	-33.94	215,932	168,696	-21.88
ANGOLA	14,263	8,862	-37.87	31,652	23,600	-25.44
CONGO	12,247	20,552	67.81	24,151	48,788	102.01
CAMEROON	78,776	148,660	88.71	178,298	327,499	83.68
NIGERIA	2,728,234	2,145,800	-21.35	4,779,630	4,714,211	-1.37
SIERRA LEONE	0	11,091	-	0	17,405	-
GABON	62,180	179,497	188.67	86,807	300,385	246.04
COTE D'IVOIRE	150,856	209,681	38.99	821,529	1,023,407	24.57
SENEGAL	54,315	15,967	-70.60	159,188	72,086	-54.72
MAURITANIA	56,470	14,356	-74.58	71,218	21,443	-69.89
MALI	139,308	116,419	-16.43	215,414	235,292	9.23
BENIN	67,268	22,048	-67.22	121,277	38,748	-68.05
BURKINA FASO	20,598	29,456	43.00	28,695	23,240	-19.01
GUINEA BISSAU	0	799	-	0	3,973	-
GAMBIA	80	94	17.50	180	14	-92.22
SEYCHELLES	16,032	618	-96.15	18,051	1,797	-90.04
UGANDA	1	760	75,900.00	13	920	6,976.92
NIGER	3,749	0	-100.00	15,297	0	-100.00
DJIBOUTI	5,534	5,610	1.37	18,949	10,744	-43.30

TABEL 5. PERKEMBANGAN EKSPOR INDONESIA MENURUT KOMODITI DAN NEGARA TUJUAN

JENIS BARANG	BERAT BERSIH (KG)		PERUB %	NILAI FOB (US \$)		PERUB %
	JAN-APR 2009	JAN-APR 2010		JAN-APR 2009	JAN-APR 2010	
	(1)	(2)	(3)	(4)	(5)	(6)
SAO TOME AND PRINCIPE	0	286	-	0	1,415	-
SOUTH AFRICA	6,285,683	2,790,047	-55.61	6,778,801	4,236,081	-37.51
ZAMBIA	27	0	-100.00	129	0	-100.00
MAURITIUS	2,165,195	1,859,448	-14.12	2,143,553	2,493,495	16.33
VIRGIN ISLANDS (BRITISH)	28	0	-100.00	84	0	-100.00
AUSTRALIA	11,057,482	12,242,672	10.72	15,430,885	21,601,016	39.99
NEW ZEALAND	1,410,917	2,608,367	84.87	1,651,026	3,755,774	127.48
MICRONESIA, FEDERATED STATES OF	10	0	-100.00	30	0	-100.00
GUAM	10,124	557	-94.50	14,460	5,883	-59.32
PALAU	871	1,083	24.34	4,101	3,064	-25.29
NEW CALEDONIA	22,145	16,574	-25.16	129,640	59,163	-54.36
NORTHERN MARIANA ISLANDS	1	0	-100.00	1	0	-100.00
SAINT VINCENT AND THE GRENADINES	0	76	-	0	210	-
VANUATU	5,304	20,331	283.31	11,069	6,627	-40.13
WALLIS AND FUTUNA ISLANDS	0	276	-	0	753	-
COOK ISLANDS	153	1,158	656.86	801	6,709	737.58
FIJI	181,189	126,046	-30.43	317,584	523,393	64.80
SAMOA	4,723	10,652	125.53	16,577	46,816	182.42
SOLOMON ISLANDS	58,730	0	-100.00	44,421	0	-100.00
TONGA	6,392	589	-90.79	10,684	6,395	-40.14
EAST TIMOR	1,756,876	1,571,915	-10.53	1,556,780	1,399,812	-10.08
UNITED STATES	53,133,802	34,860,400	-34.39	70,459,953	64,483,533	-8.48
CANADA	875,004	465,270	-46.83	2,222,836	1,993,155	-10.33
MEXICO	515,301	1,364,209	164.74	1,706,039	3,505,246	105.46
GUATEMALA	171,790	425,287	147.56	259,359	614,238	136.83
HONDURAS	25,671	4,137	-83.88	53,046	36,015	-32.11
NICARAGUA	0	321	-	0	702	-
PANAMA	6,905	17,725	156.70	26,929	53,107	97.21
SURINAME	12,880	1,727	-86.59	24,888	6,390	-74.32
CHILE	1,021,446	1,653,413	61.87	917,686	2,172,353	136.72
VENEZUELA	12,547	22,598	80.11	133,105	121,144	-8.99
ARGENTINA	162,706	95,595	-41.25	312,032	528,061	69.23
BRAZIL	1,938,002	1,003,299	-48.23	3,505,353	2,687,983	-23.32
COLOMBIA	13,187	9,140	-30.69	173,377	135,184	-22.03
BOLIVIA	0	6,549	-	0	14,585	-
URUGUAY	160,324	516,692	222.28	186,023	796,962	328.42
PARAGUAY	2,056,000	827,232	-59.76	2,008,233	1,074,528	-46.49
ECUADOR	0	77,958	-	0	54,834	-
PERU	55,784	101,982	82.82	311,250	122,136	-60.76
GUYANA	12,429	0	-100.00	16,212	0	-100.00
TRINIDAD AND TOBAGO	11,075	13,418	21.16	36,569	54,109	47.96
BAHAMAS	6	0	-100.00	6	0	-100.00
JAMAICA	8,941	363	-95.94	29,597	1,310	-95.57
PUERTO RICO	42,140	19,081	-54.72	69,521	36,080	-48.10
DOMINICAN REPUBLIC	8,883	11,908	34.05	33,425	43,041	28.77
EL SALVADOR	61,600	39,712	-35.53	57,717	50,797	-11.99
COSTA RICA	16,001	330,458	1,965.23	72,313	455,887	530.44
HAITI	8	0	-100.00	16	0	-100.00
BARBADOS	20	0	-100.00	75	0	-100.00
ANTIGUA AND BARBUDA	230	0	-100.00	420	0	-100.00
ANGUILLA	490	0	-100.00	1,740	0	-100.00
ARUBA	0	181	-	0	85	-
BERMUDA	800	388	-51.50	2,754	293	-89.36
CAYMAN ISLANDS	0	57	-	0	64	-
FRENCH GUIANA	1,539	9,057	488.50	1,254	13,364	965.71
FRENCH POLYNESIA	3,642	1,997	-45.17	11,092	7,560	-31.84
MARTINIQUE	223	1,526	584.30	743	4,508	506.73
NETHERLANDS ANTILLES	8,005	7,349	-8.19	3,464	24,772	615.13
GUADELOUPE	2,692	133	-95.06	3,357	961	-71.37
SAINT KITTS AND NEVIS	0	776	-	0	1,740	-
UNITED KINGDOM	2,310,902	3,235,742	40.02	4,779,428	9,214,549	92.80
NETHERLANDS	1,325,739	2,562,338	93.28	3,008,391	5,504,064	82.96
FRANCE	1,355,196	1,322,503	-2.41	5,324,351	6,089,216	14.37
GERMANY, FED. REP. OF	1,478,552	1,320,431	-10.69	4,489,784	4,858,120	8.20
AUSTRIA	3,021	16,334	440.68	8,432	123,819	1,368.44
BELGIUM	8,521,233	2,617,275	-69.29	11,595,402	7,338,765	-36.71
SWITZERLAND	29,938	45,181	50.92	249,468	270,823	8.56
LUXEMBOURG	1,000	0	-100.00	980	0	-100.00
MONACO	12,072	0	-100.00	37,007	0	-100.00
DENMARK	166,093	257,184	54.84	374,331	677,139	80.89
NORWAY	44,507	349,009	684.17	110,656	841,900	660.83
SWEDEN	64,138	94,924	48.00	298,410	384,955	29.00
FINLAND	62,927	86,532	37.51	158,311	268,348	69.51
IRELAND	298,935	120,118	-59.82	305,225	255,828	-16.18
ITALY	1,497,674	958,526	-36.00	3,308,101	2,966,713	-10.32
SPAIN	2,245,292	2,280,761	1.58	4,629,952	4,993,260	7.85
PORTUGAL	168,973	224,205	32.69	648,613	657,556	1.38
ICELAND	132,000	176,000	33.33	140,575	238,644	69.76

TABEL 5. PERKEMBANGAN EKSPOR INDONESIA MENURUT KOMODITI DAN NEGARA TUJUAN

JENIS BARANG	BERAT BERSIH (KG)		PERUB	NILAI FOB (US \$)		PERUB
	JAN-APR 2009	JAN-APR 2010	%	JAN-APR 2009	JAN-APR 2010	%
(1)	(2)	(3)	(4)	(5)	(6)	(7)
GREECE	509,467	480,416	-5.70	1,401,130	1,176,031	-16.07
DEMOCRATIC REPUBLIC OF THE CONGO	29,647	102,715	246.46	26,541	198,492	647.87
HUNGARY	36,654	86,776	136.74	84,479	360,412	326.63
POLAND	206,864	213,985	3.44	782,607	768,701	-1.78
ROMANIA	116,388	155,190	33.34	238,220	289,729	21.62
BULGARIA	1,517	15,199	901.91	5,520	32,254	484.31
YUGOSLAVIA	1	93	9,200.00	11	326	2,863.64
ALBANIA	1,098	0	-100.00	1,906	0	-100.00
KAZAKHSTAN	6	6	0.00	52	9	-82.69
UKRAINE	47,483	84,099	77.11	168,376	226,298	34.40
LITHUANIA	61,232	116,748	90.67	105,379	183,946	74.56
LATVIA	1,892	1,858	-1.80	9,312	9,123	-2.03
ESTONIA	38	268,814	707,305.26	1,348	441,605	32,660.01
GEORGIA	0	355	-	0	1,061	-
CROATIA	10,859	2,118	-80.50	44,410	7,639	-82.80
BOSNIA AND HERZEGOVINA	4	0	-100.00	350	0	-100.00
MALTA	31,305	577	-98.16	87,484	3,826	-95.63
SLOVAKIA	10,690	367,710	3,339.76	118,414	634,509	435.84
SLOVENIA	667	165	-75.26	811	502	-38.10
CZECH REPUBLIC	5,393	11,004	104.04	17,143	50,400	194.00
RUSSIA FEDERATION	1,478,352	645,527	-56.33	2,763,405	1,579,573	-42.84
-BAHAN KERTAS	779,731,990	727,967,232	-6.64	264,670,701	416,661,719	57.43
JAPAN	35,197,187	42,715,733	21.36	12,763,015	26,456,995	107.29
KOREA, REPUBLIC OF	87,995,310	185,777,757	111.12	28,364,831	107,127,798	277.68
TAIWAN	24,550,176	20,917,753	-14.80	8,429,969	13,031,710	54.59
CHINA	504,636,335	333,297,078	-33.95	172,536,841	187,136,949	8.46
THAILAND	1,002,587	2,802,796	179.56	310,766	1,639,992	427.73
SINGAPORE	0	815	-	0	4,143	-
PHILIPPINES	2,435,526	803,816	-67.00	968,580	454,211	-53.11
MALAYSIA	126,525	301,070	137.95	82,818	183,653	121.75
VIET NAM	24,197,105	13,009,086	-46.24	8,102,281	7,495,887	-7.48
INDIA	34,912,089	82,764,150	137.06	11,509,036	46,742,078	306.13
PAKISTAN	779,520	496,221	-36.34	245,393	302,695	23.35
BANGLADESH	21,452,743	19,537,388	-8.93	6,979,358	11,278,480	61.60
IRAN (ISLAMIC REPUBLIC OF)	1,500,000	0	-100.00	527,213	0	-100.00
SAUDI ARABIA	6,681,378	3,411,031	-48.95	2,204,273	1,930,408	-12.42
KUWAIT	3,986,400	1,399,911	-64.88	1,296,668	894,796	-30.99
LEBANON	999,900	502,352	-49.76	299,970	306,435	2.16
SYRIA ARAB REPUBLIC	1,991,193	0	-100.00	629,821	0	-100.00
UNITED ARAB EMIRATES	6,321,981	7,437,434	17.64	2,092,230	4,579,935	118.90
EGYPT	99,900	1,847,269	1,749.12	34,965	1,052,186	2,909.25
KENYA	79,920	0	-100.00	23,976	0	-100.00
DJIBOUTI	0	496,160	-	0	272,888	-
UNITED STATES	0	111	-	0	1,806	-
CANADA	0	2	-	0	5	-
UNITED KINGDOM	0	42,448	-	0	23,043	-
NETHERLANDS	3,998,400	1,771,635	-55.69	1,399,440	974,399	-30.37
FRANCE	2,998,929	2,506,603	-16.42	1,049,855	1,378,632	31.32
FINLAND	38,044	0	-100.00	10,044	0	-100.00
ITALY	13,750,800	6,117,813	-55.51	4,808,853	3,364,797	-30.03
PORTUGAL	42	0	-100.00	505	0	-100.00
CZECH REPUBLIC	0	10,800	-	0	27,798	-
-ALAS KAKI (KULIT, KARET DAN KANVAS)	39,408,066	50,302,761	27.65	575,828,741	703,698,347	22.21
JAPAN	2,101,283	2,475,038	17.79	26,902,028	31,184,625	15.92
HONG KONG	448,450	485,008	8.15	5,925,271	6,355,829	7.27
KOREA, REPUBLIC OF	715,115	1,108,214	54.97	9,911,179	13,855,018	39.79
TAIWAN	497,717	671,003	34.82	4,452,332	5,139,671	15.44
CHINA	1,053,145	980,760	-6.87	15,919,431	13,633,670	-14.36
MONGOLIA	45	0	-100.00	904	0	-100.00
PAPUA NEW GUINEA	32,256	34,467	6.85	236,896	449,113	89.58
THAILAND	204,278	208,667	2.15	3,984,914	4,189,909	5.14
SINGAPORE	1,263,515	1,788,647	41.56	11,522,964	14,642,806	27.07
PHILIPPINES	187,130	227,063	21.34	1,578,809	2,014,191	27.58
MALAYSIA	259,733	201,021	-22.60	2,698,229	2,022,520	-25.04
CAMBODIA	5,589	4,886	-12.58	54,000	44,551	-17.50
BRUNEI DARUSSALAM	7,902	8,160	3.26	58,437	58,760	0.55
LAO PEOPLE'S DEMOCRATIC REPUBLIC	1	0	-100.00	39	0	-100.00
NEPAL	5,004	97	-98.06	51,813	928	-98.21
VIET NAM	34,817	125,048	259.16	496,791	1,262,891	154.21
MALDIVES	97,591	44,111	-54.80	121,897	65,299	-46.43
INDIA	89,659	176,480	96.83	656,687	1,442,506	119.66
PAKISTAN	821	1,951	137.64	21,701	16,169	-25.49
BANGLADESH	2,895	10,092	248.60	30,569	46,458	51.98
SRI LANKA	7,730	13,172	70.40	69,656	84,133	20.78
IRAN (ISLAMIC REPUBLIC OF)	564	0	-100.00	4,742	0	-100.00
SAUDI ARABIA	42,215	35,119	-16.81	176,107	285,543	62.14

TABEL 5. PERKEMBANGAN EKSPOR INDONESIA MENURUT KOMODITI DAN NEGARA TUJUAN

JENIS BARANG	BERAT BERSIH (KG)		PERUB	NILAI FOB (US \$)		PERUB
	JAN-APR 2009	JAN-APR 2010	%	JAN-APR 2009	JAN-APR 2010	%
	(1)	(2)	(3)	(4)	(5)	(6)
ISRAEL	77,856	106,541	36.84	1,266,133	1,545,665	22.08
KUWAIT	0	196	-	0	525	-
JORDAN	10,025	499	-95.02	57,486	39	-99.93
LEBANON	35,580	7,342	-79.36	144,041	75,571	-47.54
YEMEN	104,787	64,252	-38.68	97,457	147,951	51.81
OMAN	12	2	-83.33	67	6	-91.04
SYRIA ARAB REPUBLIC	8,607	3,054	-64.52	49,179	17,088	-65.25
TURKEY	412,444	254,332	-38.34	5,668,265	3,063,315	-45.96
UNITED ARAB EMIRATES	214,348	217,288	1.37	2,504,290	3,062,998	22.31
QATAR	1,743	2,749	57.72	31,974	59,161	85.03
BAHRAIN	0	4	-	0	14	-
CYPRUS	1,802	715	-60.32	39,585	22,919	-42.10
EGYPT	16,780	28,989	72.76	249,985	410,745	64.31
MOROCCO	8,962	1,800	-79.92	101,369	29,847	-70.56
TUNISIA	3,338	4,027	20.64	33,952	52,897	55.80
ALGERIA	15,709	697	-95.56	19,871	5,685	-71.39
ETHIOPIA	0	3,431	-	0	17,635	-
TANZANIA, UNITED REPUBLIC OF	2,865	5,312	85.41	15,486	41,710	169.34
MADAGASCAR	20,880	11,402	-45.39	20,156	16,620	-17.54
KENYA	3,561	19,076	435.69	38,848	126,531	225.71
REUNION	5,987	4,795	-19.91	39,335	44,099	12.11
MOZAMBIQUE	20,000	12,017	-39.92	5,355	6,594	23.14
TOGO	397	48	-87.91	3,214	80	-97.51
GHANA	8,453	0	-100.00	9,690	0	-100.00
GUINEA	0	1,964	-	0	4,400	-
CONGO	36,000	337	-99.06	9,000	389	-95.68
CAMEROON	0	186	-	0	536	-
NIGERIA	104	435	318.27	1,828	929	-49.18
SIERRA LEONE	159	0	-100.00	20,693	0	-100.00
GABON	38	0	-100.00	578	0	-100.00
COTE D'IVOIRE	202	0	-100.00	4,014	0	-100.00
SENEGAL	266	79	-70.30	4,508	652	-85.54
MAURITANIA	12,630	0	-100.00	4,500	0	-100.00
GAMBIA	1,637	0	-100.00	3,648	0	-100.00
SEYCHELLES	273	481	76.19	1,388	962	-30.69
UGANDA	2,758	4,528	64.18	17,000	25,920	52.47
DJIBOUTI	0	210	-	0	3,076	-
SWAZILAND	0	1,953	-	0	25,311	-
SOUTH AFRICA	410,220	381,938	-6.89	5,773,695	5,498,550	-4.77
ZAMBIA	4,810	0	-100.00	54,931	0	-100.00
COMOROS	0	6,830	-	0	21,774	-
MAURITIUS	10,558	10,699	1.34	17,458	22,996	31.72
AUSTRALIA	479,386	729,885	52.25	7,631,905	11,232,513	47.18
NEW ZEALAND	61,576	92,725	50.59	1,284,174	1,774,455	38.18
GUAM	0	141	-	0	1,152	-
PALAU	27	237	777.78	540	669	23.89
NAURU	0	45	-	0	207	-
NEW CALEDONIA	227	410	80.62	22,605	17,055	-24.55
VANUATU	4,326	0	-100.00	5,000	0	-100.00
COOK ISLANDS	202	110	-45.54	978	1,921	96.42
FIJI	0	1,445	-	0	14,380	-
TONGA	0	1,905	-	0	21,345	-
EAST TIMOR	210,680	272,426	29.31	194,698	369,286	89.67
UNITED STATES	8,739,381	11,911,388	36.30	135,179,424	172,706,033	27.76
CANADA	404,832	509,827	25.94	6,194,959	7,929,747	28.00
MEXICO	761,849	1,679,766	120.49	9,147,660	20,574,274	124.91
HONDURAS	0	15,045	-	0	144,255	-
NICARAGUA	199	0	-100.00	1,163	0	-100.00
PANAMA	419,134	683,278	63.02	6,338,957	8,945,610	41.12
SURINAME	622	1,051	68.97	10,882	19,620	80.30
CHILE	216,373	455,224	110.39	2,633,151	6,674,859	153.49
VENEZUELA	52,452	37,300	-28.89	603,481	532,227	-11.81
ARGENTINA	195,565	301,761	54.30	2,628,366	5,754,256	118.93
BRAZIL	490,705	823,789	67.88	7,517,421	18,067,626	140.34
COLOMBIA	39,593	3,995	-89.91	590,299	41,603	-92.95
BOLIVIA	5,412	1,647	-69.57	119,688	13,609	-88.63
URUGUAY	9,400	18,009	91.59	165,477	252,352	52.50
PARAGUAY	17,041	11,793	-30.80	251,927	132,102	-47.56
ECUADOR	19,784	71,236	260.07	322,098	863,185	167.99
PERU	68,950	90,890	31.82	1,010,097	1,115,472	10.43
JAMAICA	384	844	119.79	5,100	11,339	122.33
PUERTO RICO	3,261	2,265	-30.54	14,559	12,137	-16.64
DOMINICAN REPUBLIC	151	0	-100.00	1,196	0	-100.00
EL SALVADOR	10,038	2,344	-76.65	175,202	53,814	-69.28
COSTA RICA	9,251	2,418	-73.86	178,899	34,134	-80.92
HAITI	18	0	-100.00	40	0	-100.00
BARBADOS	64	0	-100.00	1,860	0	-100.00
BERMUDA	371	284	-23.45	1,433	3,254	127.08

TABEL 5. PERKEMBANGAN EKSPOR INDONESIA MENURUT KOMODITI DAN NEGARA TUJUAN

JENIS BARANG	BERAT BERSIH (KG)		PERUB	NILAI FOB (US \$)		PERUB
	JAN-APR 2009	JAN-APR 2010	%	JAN-APR 2009	JAN-APR 2010	%
(1)	(2)	(3)	(4)	(5)	(6)	(7)
FRENCH GUIANA	593	0	-100.00	14,922	0	-100.00
FRENCH POLYNESIA	4,174	1,349	-67.68	31,539	6,925	-78.04
MARTINIQUE	203	2,397	1,080.79	306	4,291	1,302.29
NETHERLANDS ANTILLES	2,206	177	-91.98	38,418	3,202	-91.67
SAINT LUCIA	0	24	-	0	741	-
GUADELOUPE	690	297	-56.96	1,235	750	-39.27
UNITED KINGDOM	3,424,130	4,854,612	41.78	50,598,527	64,542,062	27.56
NETHERLANDS	1,658,645	2,410,844	45.35	27,738,033	37,218,789	34.18
FRANCE	1,025,246	1,349,088	31.59	13,624,782	19,570,754	43.64
GERMANY, FED. REP. OF	2,898,913	3,351,632	15.62	51,267,147	56,249,966	9.72
AUSTRIA	39,969	137,177	243.21	478,097	2,415,552	405.24
BELGIUM	4,427,352	4,892,454	10.51	66,012,273	64,585,059	-2.16
SWITZERLAND	59,327	70,063	18.10	839,980	994,648	18.41
LUXEMBOURG	3,168	45,573	1,338.54	46,332	1,222,924	2,539.48
MONACO	387	2,367	511.63	2,992	43,123	1,341.28
DENMARK	494,512	680,505	37.61	9,352,868	13,741,208	46.92
NORWAY	57,851	46,264	-20.03	1,017,034	672,480	-33.88
SWEDEN	96,377	105,322	9.28	1,406,234	1,410,070	0.27
FINLAND	28,050	34,390	22.60	574,696	813,234	41.51
IRELAND	81,869	77,268	-5.62	1,382,083	931,166	-32.63
ITALY	2,612,889	2,976,059	13.90	38,219,572	43,202,313	13.04
SPAIN	495,881	532,421	7.37	6,950,370	7,149,195	2.86
PORTUGAL	35,237	11,693	-66.82	859,168	187,391	-78.19
ICELAND	1,351	564	-58.25	31,994	2,479	-92.25
GREECE	220,875	257,102	16.40	3,232,548	3,477,669	7.58
ANDORRA	0	259	-	0	3,946	-
HUNGARY	11,349	47,343	317.16	148,595	625,735	321.10
POLAND	18,691	67,731	262.37	429,544	545,428	26.98
ROMANIA	4,246	4,852	14.27	70,702	63,135	-10.70
BULGARIA	33,332	8,987	-73.04	219,474	71,619	-67.37
YUGOSLAVIA	15,550	11,650	-25.08	202,054	157,043	-22.28
BELARUS	0	278	-	0	3,171	-
KAZAKHSTAN	6,528	11,709	79.37	108,828	209,240	92.27
UKRAINE	83,944	72,645	-13.46	1,355,067	1,004,538	-25.87
LITHUANIA	1,318	0	-100.00	59,480	0	-100.00
LATVIA	4,683	1,167	-75.08	43,188	11,666	-72.99
ESTONIA	3,231	8	-99.75	20,867	158	-99.24
CROATIA	17,996	5,038	-72.00	146,920	79,772	-45.70
MALTA	783	342	-56.32	947	2,970	213.62
SLOVAKIA	141,705	123,052	-13.16	5,914,845	4,728,547	-20.06
SLOVENIA	98,446	76,798	-21.99	918,695	618,055	-32.72
CZECH REPUBLIC	63,834	23,546	-63.11	931,567	407,704	-56.23
RUSSIA FEDERATION	500,035	527,019	5.40	8,119,204	8,257,358	1.70
-PRODUK KERAMIK	119,416,700	138,993,762	16.39	67,218,201	107,490,983	59.91
JAPAN	1,687,368	2,158,933	27.95	5,057,644	9,983,877	97.40
HONG KONG	360,598	249,877	-30.70	796,122	616,682	-22.54
KOREA, REPUBLIC OF	11,225,826	19,818,141	76.54	4,799,995	8,470,656	76.47
TAIWAN	6,601,287	9,679,812	46.64	2,377,685	3,485,144	46.58
CHINA	204,608	466,378	127.94	382,449	1,289,940	237.28
MACAU	9,512	14,589	53.37	118,488	197,468	66.66
PAPUA NEW GUINEA	255,025	168,082	-34.09	47,755	28,419	-40.49
THAILAND	9,103,374	10,669,042	17.20	3,000,866	4,624,331	54.10
SINGAPORE	1,596,716	2,791,310	74.82	1,452,184	2,855,117	96.61
PHILIPPINES	7,395,745	8,456,593	14.34	1,606,199	1,575,365	-1.92
MALAYSIA	15,989,003	19,431,600	21.53	4,149,299	6,971,337	68.01
MYANMAR (FORM. BURMA)	305,353	467,547	53.12	53,624	93,750	74.83
CAMBODIA	1,326,659	548,987	-58.62	364,227	145,837	-59.96
BRUNEI DARUSSALAM	1,435,653	1,327,636	-7.52	370,359	368,628	-0.47
LAO PEOPLE'S DEMOCRATIC REPUBLIC	19,762	23,137	17.08	16,446	10,628	-35.38
NEPAL	54,241	45,070	-16.91	34,585	15,818	-54.26
VIET NAM	447,982	1,067,080	138.20	190,407	558,414	193.27
MALDIVES	87,193	135,544	55.45	87,263	124,633	42.82
INDIA	497,565	491,322	-1.25	1,069,930	1,193,126	11.51
PAKISTAN	4,029,844	2,195,747	-45.51	860,367	468,082	-45.60
BANGLADESH	130,176	20,868	-83.97	52,452	9,324	-82.22
SRI LANKA	4,505,995	5,547,872	23.12	853,789	1,045,352	22.44
IRAQ	527,122	76,672	-85.45	117,627	16,066	-86.34
IRAN (ISLAMIC REPUBLIC OF)	67,902	3,266	-95.19	154,302	5,242	-96.60
SAUDI ARABIA	7,533,438	3,659,354	-51.43	1,719,815	1,028,158	-40.22
ISRAEL	563,501	377,971	-32.92	291,232	163,501	-43.86
KUWAIT	269,928	370,364	37.21	78,103	77,811	-0.37
JORDAN	135,210	18	-99.99	43,741	14	-99.97
LEBANON	9,325	16,532	77.29	13,163	49,198	273.76
YEMEN	1,758,610	1,410,651	-19.79	466,908	358,873	-23.14
OMAN	21,171	4,892	-76.89	24,779	8,325	-66.40
SYRIA ARAB REPUBLIC	5	33,305	666.00.00	142	92,068	64,736.62
TURKEY	376,988	1,673,128	343.81	378,994	1,330,979	251.19

TABEL 5. PERKEMBANGAN EKSPOR INDONESIA MENURUT KOMODITI DAN NEGARA TUJUAN

JENIS BARANG	BERAT BERSIH (KG)		PERUB	NILAI FOB (US \$)		PERUB
	JAN-APR 2009	JAN-APR 2010	%	JAN-APR 2009	JAN-APR 2010	%
(1)	(2)	(3)	(4)	(5)	(6)	(7)
UNITED ARAB EMIRATES	1,684,302	849,929	-49.54	1,466,495	1,091,451	-25.57
QATAR	323,324	278,121	-13.98	300,187	143,706	-52.13
BAHRAIN	173,685	292,616	68.48	129,572	104,925	-19.02
CYPRUS	2,014	13,177	554.27	2,797	24,609	779.84
EGYPT	364,646	389,731	6.88	521,556	260,478	-50.06
LIBYAN ARAB JAMAHIRIYA	261	321,078	122,918.39	600	86,116	14,252.67
MOROCCO	33,470	0	-100.00	20,006	0	-100.00
TUNISIA	21,965	20,024	-8.84	45,950	13,928	-69.69
ALGERIA	1,159	0	-100.00	591	0	-100.00
SUDAN	7,311	15,162	107.39	21,166	40,518	91.43
NAMIBIA	0	1,083	-	0	935	-
ETHIOPIA	88	0	-100.00	141	0	-100.00
TANZANIA, UNITED REPUBLIC OF	8,050	44,700	455.28	4,313	19,950	362.56
MADAGASCAR	28,552	66,176	131.77	9,542	22,580	136.64
KENYA	426	0	-100.00	1,279	0	-100.00
REUNION	1,257,207	722,413	-42.54	267,049	197,632	-25.99
MOZAMBIQUE	31,180	44	-99.86	53,015	81	-99.85
BOTSWANA	126,479	0	-100.00	26,902	0	-100.00
TOGO	1,735	1,190	-31.41	2,879	8,116	181.90
GUINEA	3,077	0	-100.00	5,958	0	-100.00
ANGOLA	343,528	20,285	-94.10	105,038	20,300	-80.67
CAMEROON	7,915	818	-89.67	2,702	2,312	-14.43
NIGERIA	226,175	160,218	-29.16	102,960	78,462	-23.79
GABON	490	71	-85.51	662	158	-76.13
SENEGAL	3,368	66,434	1,872.51	3,193	10,819	238.83
MAURITANIA	8,420	0	-100.00	3,000	0	-100.00
BENIN	0	15,244	-	0	20,602	-
GAMBIA	62	5,338	8,509.68	58	1,729	2,881.03
U.S. VIRGIN ISLANDS	456	0	-100.00	1,978	0	-100.00
SEYCHELLES	11,797	254,533	2,057.61	41,486	77,412	86.60
UGANDA	0	22,500	-	0	5,600	-
DJIBOUTI	9,804	0	-100.00	9,310	0	-100.00
SAO TOME AND PRINCIPE	7,893	10,800	36.83	2,800	3,150	12.50
SOUTH AFRICA	1,081,645	1,471,008	36.00	670,099	5,463,267	715.29
MAURITIUS	2,341,899	2,470,392	5.49	512,477	535,453	4.48
RWANDA	0	50,528	-	0	18,341	-
VIRGIN ISLANDS (BRITISH)	235	0	-100.00	83	0	-100.00
AUSTRALIA	10,381,860	12,094,767	16.50	5,160,260	5,463,824	5.88
NEW ZEALAND	351,897	394,612	12.14	142,033	288,085	102.83
GUAM	3,076	710	-76.92	2,340	4,428	89.23
PALAU	16	318	1,887.50	327	898	174.62
NEW CALEDONIA	9,026	9,833	8.94	11,507	22,806	98.19
VANUATU	56,064	5,072	-90.95	18,899	5,950	-68.52
WALLIS AND FUTUNA ISLANDS	0	85	-	0	221	-
AMERICAN SAMOA	23,696	49,471	108.77	5,244	15,193	189.72
COOK ISLANDS	708	47	-93.36	1,031	533	-48.30
FIJI	100,781	1,354	-98.66	68,726	8,036	-88.31
SAMOA	117	49,702	42,380.34	502	13,236	2,536.65
TONGA	1	20	1,900.00	6,568	43	-99.35
EAST TIMOR	661,979	1,056,897	59.66	465,050	571,554	22.90
UNITED STATES	7,668,966	8,462,781	10.35	11,949,621	22,164,642	85.48
CANADA	2,031,465	2,400,710	18.18	1,606,479	3,396,872	111.45
MEXICO	22,012	115,261	423.63	81,662	127,104	55.65
GUATEMALA	393	0	-100.00	1,705	0	-100.00
PANAMA	50,238	250,861	399.35	14,488	69,382	378.89
SURINAME	0	73	-	0	62	-
CHILE	49,765	54,003	8.52	25,973	63,370	143.98
VENEZUELA	1,086	5,039	364.00	3,496	5,704	63.16
ARGENTINA	8,640	64,129	642.23	18,565	100,449	441.07
BRAZIL	6,756	5,904	-12.61	7,230	9,111	26.02
COLOMBIA	30,950	6,096	-80.30	41,836	8,317	-80.12
BOLIVIA	25,001	22,830	-8.68	6,498	6,439	-0.91
URUGUAY	241	52,851	21,829.88	544	14,962	2,650.37
PERU	26,964	21,283	-21.07	5,225	9,738	86.37
TRINIDAD AND TOBAGO	1,797	0	-100.00	4,419	0	-100.00
BAHAMAS	20,067	308	-98.47	12,489	240	-98.08
JAMAICA	126,070	324,625	157.50	41,789	106,543	154.95
PUERTO RICO	237,944	423,647	78.04	106,126	210,983	98.80
DOMINICAN REPUBLIC	9,555	6,967	-27.09	29,903	7,012	-76.55
COSTA RICA	4,313	172	-96.01	771	169	-78.08
HAITI	378	0	-100.00	636	0	-100.00
BARBADOS	902	0	-100.00	728	0	-100.00
ANTIGUA AND BARBUDA	1	0	-100.00	283	0	-100.00
ANGUILLA	116	856	637.93	189	2,710	1,333.86
ARUBA	0	236	-	0	239	-
BERMUDA	149	741	397.32	436	1,223	180.50
CAYMAN ISLANDS	0	275	-	0	303	-
FRENCH GUIANA	2,402	191	-92.05	8,515	190	-97.77

TABEL 5. PERKEMBANGAN EKSPOR INDONESIA MENURUT KOMODITI DAN NEGARA TUJUAN

JENIS BARANG	BERAT BERSIH (KG)		PERUB %	NILAI FOB (US \$)		PERUB %
	JAN-APR 2009	JAN-APR 2010		JAN-APR 2009	JAN-APR 2010	
(1)	(2)	(3)	(4)	(5)	(6)	(7)
FRENCH POLYNESIA	7,563	5,778	-23.60	16,596	8,951	-46.07
GRENADA	52,150	50,521	-3.12	20,545	13,976	-31.97
MARTINIQUE	27,780	645	-97.68	7,549	2,170	-71.25
NETHERLANDS ANTILLES	23,104	164	-99.29	13,256	134	-98.99
SAINT LUCIA	0	48	-	0	233	-
GUADELOUPE	241,255	122,158	-49.37	53,137	32,368	-39.09
SAINT KITTS AND NEVIS	0	437	-	0	981	-
UNITED KINGDOM	2,439,043	2,378,488	-2.48	3,903,014	5,051,088	29.42
NETHERLANDS	525,576	579,242	10.21	660,156	746,534	13.08
FRANCE	927,262	1,122,692	21.08	1,417,318	1,207,281	-14.82
GERMANY, FED. REP. OF	261,409	353,138	35.09	400,917	403,806	0.72
AUSTRIA	8,794	3,963	-54.94	14,984	8,741	-41.66
BELGIUM	1,047,465	1,351,895	29.06	906,292	6,235,844	588.06
SWITZERLAND	18,147	25,449	40.24	90,626	92,099	1.63
MONACO	51,118	0	-100.00	11,530	0	-100.00
DENMARK	30,923	4,467	-85.55	105,821	14,093	-86.68
NORWAY	279,410	1,030,951	268.97	117,732	372,253	216.19
SWEDEN	556,236	1,448,435	160.40	507,421	1,058,584	108.62
FINLAND	38,401	52,405	36.47	289,942	385,405	32.92
IRELAND	94,521	42,839	-54.68	205,473	87,677	-57.33
ITALY	2,178,835	2,324,234	6.67	2,029,794	2,652,504	30.68
SPAIN	255,100	334,254	31.03	491,936	416,337	-15.37
PORTUGAL	2,732	16,318	497.29	4,666	31,824	582.04
GREECE	1,051,053	516,378	-50.87	378,585	244,572	-35.40
HUNGARY	18,231	9,194	-49.57	31,578	11,050	-65.01
POLAND	287,440	18,071	-93.71	82,577	28,298	-65.73
ROMANIA	2,587	1,945	-24.82	3,262	3,021	-7.39
BULGARIA	8,851	64	-99.28	9,449	152	-98.39
YUGOSLAVIA	2,024	16	-99.21	4,196	56	-98.67
AZERBAIJAN	0	9	-	0	22	-
UKRAINE	0	49,019	-	0	33,628	-
LITHUANIA	0	770	-	0	1,900	-
LATVIA	40	0	-100.00	727	0	-100.00
ESTONIA	893	0	-100.00	1,683	0	-100.00
GEORGIA	0	296	-	0	889	-
CROATIA	27,262	50,355	84.71	13,474	23,316	73.04
MALTA	50,965	79,494	55.98	24,805	31,498	26.98
SLOVAKIA	702	2,366	237.04	3,350	7,496	123.76
SLOVENIA	811	2,050	152.77	1,582	2,606	64.73
CZECH REPUBLIC	240,896	165,858	-31.15	97,574	58,753	-39.79
REP. OF MACEDONIA	872	0	-100.00	1,094	0	-100.00
RUSSIA FEDERATION	96,554	1,696	-98.24	76,682	5,479	-92.85
-EMAS BATANGAN	9,752	9,807	0.56	285,070,904	333,674,719	17.05
JAPAN	40	0	-100.00	1,150,715	0	-100.00
HONG KONG	3,031	2,553	-15.77	88,294,415	82,827,274	-6.19
THAILAND	0	1	-	0	20,255	-
SINGAPORE	2,178	2,254	3.49	62,194,317	80,002,911	28.63
MALAYSIA	407	273	-32.92	11,920,962	9,583,245	-19.61
INDIA	100	0	-100.00	2,978,834	0	-100.00
UNITED ARAB EMIRATES	0	393	-	0	9,714,630	-
AUSTRALIA	2,468	4,049	64.06	72,079,180	145,364,444	101.67
UNITED STATES	0	219	-	0	4,306,035	-
UNITED KINGDOM	0	2	-	0	41,818	-
SWITZERLAND	1,528	0	-100.00	46,452,481	0	-100.00
ITALY	0	63	-	0	1,814,107	-
-PESAWAT UDARA DAN BAGIANNYA	978,470	915,106	-6.48	32,882,962	47,464,031	44.34
JAPAN	1,464	176	-87.98	47,317	35,628	-24.70
HONG KONG	386	185,709	48,011.14	63,559	2,832,076	4,355.82
KOREA, REPUBLIC OF	3,553	3,939	10.86	308,052	13,891,326	4,409.41
TAIWAN	8,350	6,810	-18.44	1,029,996	545,500	-47.04
CHINA	442	1,173	165.38	261,976	440,851	68.28
THAILAND	3,651	1,415	-61.24	680,369	453,224	-33.39
SINGAPORE	102,330	106,690	4.26	6,816,194	5,725,392	-16.00
PHILIPPINES	162	530	227.16	1,102	30,044	2,626.32
MALAYSIA	44,150	58,169	31.75	1,187,339	3,231,388	172.15
BRUNEI DARUSSALAM	62,204	193	-99.69	66,682	5,268	-92.10
VIET NAM	173	23	-86.71	2,900	4,500	55.17
INDIA	0	140,162	-	0	1,501,410	-
PAKISTAN	40,554	63	-99.84	380,090	268,373	-29.39
BANGLADESH	18	40,595	225,427.78	1	1,521,150	152,114,900.00
SRI LANKA	380	0	-100.00	4,728	0	-100.00
IRAN (ISLAMIC REPUBLIC OF)	867	186	-78.55	123,000	500	-99.59
SAUDI ARABIA	216,452	214,177	-1.05	2,064,101	2,058,382	-0.28
ISRAEL	0	31,250	-	0	249,642	-
KUWAIT	0	69	-	0	30	-
YEMEN	220	125	-43.18	13,100	5,500	-58.02

TABEL 5. PERKEMBANGAN EKSPOR INDONESIA MENURUT KOMODITI DAN NEGARA TUJUAN

JENIS BARANG	BERAT BERSIH (KG)		PERUB	NILAI FOB (US \$)		PERUB
	JAN-APR 2009	JAN-APR 2010	%	JAN-APR 2009	JAN-APR 2010	%
(1)	(2)	(3)	(4)	(5)	(6)	(7)
OMAN	123,399	0	-100.00	2,002,768	0	-100.00
SYRIA ARAB REPUBLIC	0	532	-	0	25,678	-
TURKEY	3	0	-100.00	7,850	0	-100.00
UNITED ARAB EMIRATES	371	1,076	190.03	48,085	57,150	18.85
KENYA	204	139	-31.86	26,000	4,000	-84.62
CAMEROON	0	1,305	-	0	100,000	-
NIGERIA	1,234	0	-100.00	34,000	0	-100.00
SOUTH AFRICA	1	0	-100.00	1,300	0	-100.00
AUSTRALIA	15,784	5,310	-66.36	876,589	200,753	-77.10
NEW ZEALAND	9,231	482	-94.78	1,536,100	10,233	-99.33
VANUATU	23	0	-100.00	2	0	-100.00
EAST TIMOR	153	343	124.18	22,064	190	-99.14
UNITED STATES	262,318	14,022	-94.65	5,519,690	1,090,028	-80.25
CANADA	1,792	3,492	94.87	354,982	555,313	56.43
BRAZIL	0	4	-	0	500	-
UNITED KINGDOM	52,141	41,790	-19.85	7,364,256	6,978,508	-5.24
NETHERLANDS	10,186	13,042	28.04	441,849	405,052	-8.33
FRANCE	2,741	20,296	640.46	143,173	396,057	176.63
GERMANY, FED. REP. OF	6,086	4,803	-21.08	229,908	510,245	121.93
BELGIUM	489	8,254	1,587.93	105,705	1,005,755	851.47
SWITZERLAND	4,384	3,801	-13.30	132,757	110,310	-16.91
DENMARK	0	5	-	0	1,000	-
IRELAND	10	172	1,620.00	4,769	22,750	377.04
ITALY	808	0	-100.00	19,974	0	-100.00
SPAIN	1,591	4,777	200.25	953,699	3,190,098	234.50
PORTUGAL	1	0	-100.00	119	0	-100.00
GREECE	0	4	-	0	50	-
ROMANIA	0	3	-	0	177	-
RUSSIA FEDERATION	164	0	-100.00	6,817	0	-100.00
-KAPAL LAUT DAN SEJENISNYA	158,331,313	99,205,031	-37.34	516,773,341	529,195,836	2.40
JAPAN	115	120	4.35	2,176	321	-85.25
KOREA, REPUBLIC OF	0	3,000	-	0	3,000	-
TAIWAN	3,338	0	-100.00	651	0	-100.00
CHINA	14,161,060	0	-100.00	243,807,500	0	-100.00
THAILAND	3,171,351	18,862	-99.41	3,808,073	15,000	-99.61
SINGAPORE	115,016,468	73,645,337	-35.97	204,009,592	482,172,863	136.35
PHILIPPINES	40	2,000	4,900.00	250	21,500	8,500.00
MALAYSIA	2,265,767	7,748,819	242.00	11,169,380	11,732,493	5.04
BRUNEI DARUSSALAM	78,816	0	-100.00	55,473	0	-100.00
VIET NAM	4,934,362	627,845	-87.28	4,013,121	651,618	-83.76
MALDIVES	90,560	13,352	-85.26	66,934	3,419	-94.89
INDIA	1,582,000	0	-100.00	1,472,246	0	-100.00
SRI LANKA	2,752,000	0	-100.00	8,619,048	0	-100.00
UNITED ARAB EMIRATES	1,217,892	0	-100.00	1,635,451	0	-100.00
BAHRAIN	516,000	0	-100.00	571,361	0	-100.00
EQUATORIAL GUINEA	0	56,000	-	0	460,000	-
NIGERIA	3,053,600	0	-100.00	5,255,471	0	-100.00
SOUTH AFRICA	482	0	-100.00	12,650	0	-100.00
AUSTRALIA	4,627,156	202,799	-95.62	5,732,399	485,167	-91.54
FIJI	4,227,000	0	-100.00	25,006,713	0	-100.00
EAST TIMOR	2,956	3,367	13.90	58,143	370	-99.36
UNITED STATES	450	0	-100.00	31,000	0	-100.00
PANAMA	0	15,830	-	0	38,500	-
TRINIDAD AND TOBAGO	625,000	0	-100.00	1,428,006	0	-100.00
NETHERLANDS ANTILLES	0	186,000	-	0	6,645,504	-
UNITED KINGDOM	3,357	0	-100.00	8,674	0	-100.00
FRANCE	92	0	-100.00	7,000	0	-100.00
GERMANY, FED. REP. OF	423	0	-100.00	793	0	-100.00
DENMARK	960	0	-100.00	800	0	-100.00
ITALY	0	16,681,700	-	0	26,966,081	-
CROATIA	68	0	-100.00	436	0	-100.00
-PERLENGKAPAN OLAHRAGA DAN MAIN.	7,178,316	8,736,059	21.70	66,117,780	89,681,556	35.64
JAPAN	465,646	401,349	-13.81	7,080,674	7,971,538	12.58
HONG KONG	94,437	130,136	37.80	1,086,731	1,229,003	13.09
KOREA, REPUBLIC OF	128,553	139,360	8.41	711,191	881,026	23.88
TAIWAN	29,301	3,709	-87.34	45,178	12,436	-72.47
CHINA	258,609	145,531	-43.73	2,186,476	1,515,859	-30.67
PAPUA NEW GUINEA	7	133	1,800.00	105	1,948	1,755.24
THAILAND	16,937	25,493	50.52	84,054	199,803	137.71
SINGAPORE	251,695	73,938	-70.62	2,598,874	1,773,727	-31.75
PHILIPPINES	20,343	10,875	-46.54	66,658	67,520	1.29
MALAYSIA	126,920	151,825	19.62	1,019,090	722,909	-29.06
BRUNEI DARUSSALAM	1,625	142	-91.26	4,408	2,488	-43.56
VIET NAM	1,254	2,579	105.66	11,001	21,057	91.41
MALDIVES	128	0	-100.00	572	0	-100.00
INDIA	41,018	27,797	-32.23	403,342	281,554	-30.19

TABEL 5. PERKEMBANGAN EKSPOR INDONESIA MENURUT KOMODITI DAN NEGARA TUJUAN

JENIS BARANG	BERAT BERSIH (KG)		PERUB	NILAI FOB (US \$)		PERUB
	JAN-APR 2009	JAN-APR 2010	%	JAN-APR 2009	JAN-APR 2010	%
	(1)	(2)	(3)	(4)	(5)	(6)
PAKISTAN	39,474	58,534	48.28	128,844	174,875	35.73
BANGLADESH	0	292	-	0	2,498	-
SRI LANKA	30,846	68,222	121.17	40,680	40,460	-0.54
IRAN (ISLAMIC REPUBLIC OF)	9,331	12,482	33.77	49,350	35,320	-28.43
SAUDI ARABIA	96,303	96,245	-0.06	239,842	298,475	24.45
ISRAEL	11,505	8,899	-22.65	74,376	69,380	-6.72
KUWAIT	7,231	10,591	46.47	38,416	56,820	47.91
JORDAN	21,437	2,878	-86.57	87,853	40,129	-54.32
LEBANON	19,356	9,355	-51.67	54,708	31,858	-41.77
SYRIA ARAB REPUBLIC	0	4,696	-	0	58,047	-
TURKEY	8	79,983	999,687.50	9	240,423	2,671,266.67
UNITED ARAB EMIRATES	88,089	87,138	-1.08	479,719	586,689	22.30
CYPRUS	0	3,203	-	0	32,567	-
EGYPT	9,531	10,071	5.67	70,920	71,121	0.28
LIBYAN ARAB JAMAHIRIYA	0	51	-	0	125	-
MOROCCO	4,383	0	-100.00	39,416	0	-100.00
ALGERIA	9,746	0	-100.00	28,443	0	-100.00
SUDAN	12,526	20,619	64.61	55,262	139,482	152.40
NAMIBIA	0	21	-	0	188	-
MADAGASCAR	2,760	0	-100.00	960	0	-100.00
REUNION	826	517	-37.41	7,310	3,536	-51.63
TOGO	0	380	-	0	812	-
GUINEA	0	646	-	0	2,945	-
ANGOLA	6,328	0	-100.00	3,654	0	-100.00
CAMEROON	0	72	-	0	211	-
NIGERIA	27,010	41,078	52.08	140,200	217,098	54.85
COTE D'IVOIRE	0	110	-	0	126	-
MALI	0	127	-	0	168	-
SWAZILAND	0	197	-	0	255	-
SOUTH AFRICA	20,249	24,203	19.53	98,168	239,634	144.11
MAURITIUS	0	1,412	-	0	20,580	-
AUSTRALIA	346,186	246,713	-28.73	2,314,218	2,219,292	-4.10
NEW ZEALAND	25,810	20,269	-21.47	179,641	157,865	-12.12
NEW CALEDONIA	0	53	-	0	3,940	-
FIJI	0	133	-	0	943	-
EAST TIMOR	14,618	51,203	250.27	16,397	43,954	168.06
UNITED STATES	1,973,680	2,916,256	47.76	18,331,911	31,306,292	70.77
CANADA	98,340	107,862	9.68	1,008,347	1,046,405	3.77
MEXICO	200,242	182,306	-8.96	1,762,953	1,848,739	4.87
PANAMA	22,573	0	-100.00	179,331	0	-100.00
SURINAME	0	1,487	-	0	7,106	-
CHILE	24,105	41,860	73.66	252,465	381,955	51.29
VENEZUELA	46,470	27,222	-41.42	454,792	252,062	-44.58
ARGENTINA	64,935	43,492	-33.02	583,585	334,223	-42.73
BRAZIL	303,457	365,452	20.43	2,839,267	3,589,667	26.43
COLOMBIA	25,623	8,500	-66.83	242,835	66,568	-72.59
ECUADOR	0	2,629	-	0	14,958	-
PERU	13,085	28,089	114.67	94,878	224,391	136.50
GUYANA	0	795	-	0	2,250	-
PUERTO RICO	0	47	-	0	1,040	-
EL SALVADOR	0	12,520	-	0	124,721	-
HAITI	4,327	0	-100.00	12,508	0	-100.00
CAYMAN ISLANDS	0	1,781	-	0	39,061	-
FRENCH POLYNESIA	257	0	-100.00	273	0	-100.00
NETHERLANDS ANTILLES	343	0	-100.00	27,687	0	-100.00
SAINT KITTS AND NEVIS	0	148	-	0	2,200	-
UNITED KINGDOM	526,458	801,301	52.21	4,513,782	8,674,427	92.18
NETHERLANDS	268,479	332,014	23.66	2,669,672	3,326,535	24.60
FRANCE	345,579	392,265	13.51	3,145,935	3,433,009	9.13
GERMANY, FED. REP. OF	344,720	514,270	49.18	4,004,753	5,389,132	34.57
AUSTRIA	23,057	28,585	23.98	311,176	476,613	53.17
BELGIUM	67,295	51,612	-23.30	938,349	673,305	-28.25
SWITZERLAND	18,791	22,260	18.46	209,131	171,726	-17.89
DENMARK	76,218	42,630	-44.07	681,757	455,355	-33.21
NORWAY	7,657	5,380	-29.74	78,656	44,939	-42.87
SWEDEN	77,416	118,711	53.34	502,275	724,667	44.28
FINLAND	7,241	8,991	24.17	150,983	53,758	-64.39
IRELAND	6,167	21,115	242.39	19,687	637,653	3,138.95
ITALY	101,987	187,691	84.03	968,676	1,908,297	97.00
SPAIN	46,977	107,096	127.98	450,993	1,224,007	171.40
PORTUGAL	10,360	7,338	-29.17	149,707	79,350	-47.00
ICELAND	1,364	2,754	101.91	15,813	27,385	73.18
GREECE	46,943	114,899	144.76	367,175	1,088,370	196.42
HUNGARY	5,519	24,754	348.52	88,396	345,740	291.13
POLAND	34,994	15,269	-56.37	365,241	174,268	-52.29
ROMANIA	504	888	76.19	4,335	8,116	87.22
BULGARIA	0	192	-	0	5,719	-
KAZAKHSTAN	3,011	2,434	-19.16	31,260	28,805	-7.85

TABEL 5. PERKEMBANGAN EKSPOR INDONESIA MENURUT KOMODITI DAN NEGARA TUJUAN

JENIS BARANG	BERAT BERSIH (KG)		PERUB %	NILAI FOB (US \$)		PERUB %
	JAN-APR 2009	JAN-APR 2010		JAN-APR 2009	JAN-APR 2010	
(1)	(2)	(3)	(4)	(5)	(6)	(7)
UKRAINE	0	6,009	-	0	65,998	-
LITHUANIA	64	2,939	4,492.19	1,505	16,836	1,018.67
LATVIA	8	6,041	75,412.50	333	64,151	19,164.56
ESTONIA	0	1,027	-	0	21,160	-
CROATIA	17,933	26,407	47.25	53,355	143,673	169.28
MALTA	184	0	-100.00	2,600	0	-100.00
SLOVAKIA	1,161	3,427	195.18	9,362	67,341	619.30
SLOVENIA	8,877	3,341	-62.36	54,599	26,640	-51.21
CZECH REPUBLIC	89,668	37,117	-58.61	893,384	369,203	-58.67
RUSSIA FEDERATION	22,221	133,596	501.22	197,318	1,243,056	529.98
-PENA DAN PENSIL	2,572,376	3,829,025	48.85	21,264,534	27,045,383	27.19
JAPAN	44,077	36,703	-16.73	553,412	506,849	-8.41
HONG KONG	21,297	34,016	59.72	205,102	309,262	50.78
KOREA, REPUBLIC OF	13,872	11,004	-20.67	124,201	124,547	-8.56
TAIWAN	10,150	13,386	31.88	105,433	143,531	36.13
CHINA	13,453	47,636	254.09	123,438	492,839	299.26
THAILAND	87,896	122,149	38.97	734,759	1,146,497	56.04
SINGAPORE	28,024	59,440	112.10	280,758	531,654	89.36
PHILIPPINES	123,063	117,117	-4.83	1,105,358	1,052,395	-4.79
MALAYSIA	105,251	111,174	5.63	1,083,871	1,144,921	5.63
BRUNEI DARUSSALAM	380	2	-99.47	2,725	45	-98.35
VIET NAM	12,016	23,030	91.66	82,276	169,988	106.61
MALDIVES	0	1,312	-	0	4,189	-
INDIA	2,844	948	-66.67	30,127	11,382	-62.22
PAKISTAN	4,160	4,637	11.47	33,338	31,519	-5.46
BANGLADESH	37,143	52,336	40.90	320,306	480,066	49.88
AFGHANISTAN	0	396	-	0	3,309	-
IRAQ	0	3	-	0	20	-
IRAN (ISLAMIC REPUBLIC OF)	23,376	34,444	47.35	209,705	345,179	64.60
SAUDI ARABIA	37,517	14,760	-60.66	301,406	158,599	-47.38
ISRAEL	0	307	-	0	3,009	-
KUWAIT	14,469	12,242	-15.39	170,333	123,616	-27.43
JORDAN	264	160	-39.39	1,340	940	-29.85
LEBANON	2,465	22,854	827.14	16,023	183,735	1,046.70
OMAN	13,740	0	-100.00	148,411	0	-100.00
SYRIA ARAB REPUBLIC	22,004	15,699	-28.65	132,724	120,254	-9.40
TURKEY	67,607	45,053	-33.36	454,488	337,633	-25.71
UNITED ARAB EMIRATES	36,728	63,632	73.25	371,258	674,574	81.70
QATAR	6,697	22,238	232.06	60,780	238,271	292.02
BAHRAIN	883	6,123	593.43	9,973	64,119	542.93
EGYPT	0	39,600	-	0	235,332	-
LIBYAN ARAB JAMAHIRIYA	658	0	-100.00	2,680	0	-100.00
MOROCCO	21,500	17,782	-17.29	205,070	200,374	-2.29
ALGERIA	2,179	0	-100.00	10,717	0	-100.00
SUDAN	56	0	-100.00	1,100	0	-100.00
TOGO	38,500	40,914	6.27	17,504	23,384	33.59
CAMEROON	0	2	-	0	14	-
MALI	0	20,632	-	0	9,905	-
SOUTH AFRICA	283	23,415	8,173.85	4,093	91,825	2,143.46
AUSTRALIA	70,246	62,938	-10.40	503,037	417,000	-17.10
NEW ZEALAND	7,179	9,496	32.27	70,371	92,732	31.78
FIJI	0	533	-	0	4,038	-
EAST TIMOR	20,273	29,028	43.19	24,856	34,789	39.96
UNITED STATES	855,329	1,824,553	113.32	6,963,621	10,310,925	48.07
CANADA	10,409	6,390	-38.61	209,515	107,115	-48.87
MEXICO	269,042	238,708	-11.27	1,973,847	1,969,505	-0.22
CHILE	0	1,835	-	0	17,794	-
VENEZUELA	0	10,941	-	0	87,890	-
ARGENTINA	0	4,133	-	0	66,124	-
BRAZIL	0	7,931	-	0	64,603	-
COLOMBIA	120,267	15,179	-87.38	969,813	104,367	-89.24
ECUADOR	6,913	32,116	364.57	60,205	229,479	281.16
PUERTO RICO	462	0	-100.00	3,384	0	-100.00
UNITED KINGDOM	27,258	36,692	34.61	245,557	335,436	36.60
NETHERLANDS	110,175	175,612	59.39	780,893	1,148,281	47.05
FRANCE	8,831	22,582	155.71	57,532	172,766	200.30
GERMANY, FED. REP. OF	151,003	167,388	10.85	1,076,475	1,338,285	24.32
NORWAY	1,591	2,190	37.65	21,840	25,135	15.09
SWEDEN	33,935	22,618	-33.35	385,417	269,538	-30.07
FINLAND	719	963	33.94	11,313	12,837	13.47
IRELAND	21,543	15,297	-28.99	242,499	208,433	-14.05
ITALY	30,026	67,728	125.56	373,454	644,388	72.55
SPAIN	8,213	20,608	150.92	84,393	200,756	137.88
PORTUGAL	4,503	22,021	389.03	20,718	42,013	102.79
DEMOCRATIC REPUBLIC OF THE CONGO	0	15	-	0	23	-
HUNGARY	5,692	2,090	-63.28	109,962	23,768	-78.39
CZECH REPUBLIC	16,215	14,294	-11.85	161,123	153,587	-4.68

TABEL 5. PERKEMBANGAN EKSPOR INDONESIA MENURUT KOMODITI DAN NEGARA TUJUAN

JENIS BARANG	BERAT BERSIH (KG)		PERUB	NILAI FOB (US \$)		PERUB
	JAN-APR 2009	JAN-APR 2010	%	JAN-APR 2009	JAN-APR 2010	%
(1)	(2)	(3)	(4)	(5)	(6)	(7)
-BATU SEMI PERMATA	4,124	17	-99.59	210,128	68	-99.97
JAPAN	29	17	-41.38	31,541	68	-99.78
SINGAPORE	3	0	-100.00	468	0	-100.00
MALAYSIA	1,200	0	-100.00	156,540	0	-100.00
UNITED STATES	2,726	0	-100.00	17,018	0	-100.00
CANADA	13	0	-100.00	170	0	-100.00
BRAZIL	21	0	-100.00	14	0	-100.00
ITALY	132	0	-100.00	4,377	0	-100.00
-KOPER, TAS, DOMPET PLASTIK/TEKSTIL	2,319,191	3,073,255	32.51	15,219,397	19,563,634	28.54
JAPAN	296,481	263,484	-11.13	2,165,780	2,301,112	6.25
HONG KONG	29,925	46,245	54.54	291,613	334,250	14.62
KOREA, REPUBLIC OF	25,440	23,683	-6.91	138,213	93,669	-32.23
TAIWAN	6,689	15,754	135.52	27,005	60,358	123.51
CHINA	17,439	26,040	49.32	289,344	525,642	81.67
THAILAND	15,679	25,965	65.60	114,846	202,124	76.00
SINGAPORE	49,196	64,061	30.22	422,944	745,302	76.22
PHILIPPINES	10,331	22,001	112.96	164,668	317,603	92.87
MALAYSIA	11,666	21,784	86.73	97,688	118,249	21.05
BRUNEI DARUSSALAM	1,077	538	-50.05	13,555	6,039	-55.45
VIET NAM	450	0	-100.00	3,556	0	-100.00
MALDIVES	131	1,007	668.70	903	7,453	725.36
INDIA	24,536	43,963	79.18	135,625	233,320	72.03
PAKISTAN	8,680	3,920	-54.84	45,976	23,840	-48.15
BANGLADESH	11,514	22,538	95.74	28,424	62,620	120.31
SRI LANKA	4,224	0	-100.00	9,576	0	-100.00
IRAN (ISLAMIC REPUBLIC OF)	126	8	-93.65	412	84	-79.61
SAUDI ARABIA	24,966	13,231	-47.00	70,282	71,296	1.44
ISRAEL	0	181	-	0	1,445	-
KUWAIT	198	403	103.54	5,505	2,160	-60.76
JORDAN	0	204	-	0	16	-
OMAN	34	1	-97.06	115	3	-97.39
TURKEY	0	356	-	0	12,779	-
UNITED ARAB EMIRATES	180,847	224,087	23.91	856,339	1,070,668	25.03
BAHRAIN	0	33	-	0	455	-
CYPRUS	1,643	0	-100.00	4,613	0	-100.00
EGYPT	0	5	-	0	17	-
MOROCCO	7,483	4,347	-41.91	132,447	79,421	-40.04
TUNISIA	645	0	-100.00	11,487	0	-100.00
NAMIBIA	1,334	190	-85.76	923	5,505	496.42
TANZANIA, UNITED REPUBLIC OF	0	53	-	0	461	-
MADAGASCAR	204	187	-8.33	1,762	5,927	236.38
KENYA	1,437	49	-96.59	11,735	1,252	-89.33
REUNION	1,180	737	-37.54	3,247	1,392	-57.13
MOZAMBIQUE	0	151	-	0	271	-
GHANA	3,138	0	-100.00	11,870	0	-100.00
ANGOLA	28	0	-100.00	32	0	-100.00
NIGERIA	0	7,985	-	0	16,117	-
SEYCHELLES	88	183	107.95	3,000	4,082	36.07
SOUTH AFRICA	30,222	13,674	-54.75	70,640	30,434	-56.92
MAURITIUS	105	872	730.48	2,907	6,302	116.79
VIRGIN ISLANDS (BRITISH)	144	0	-100.00	557	0	-100.00
AUSTRALIA	50,450	47,699	-5.45	275,681	188,919	-31.47
NEW ZEALAND	4,646	4,343	-6.52	8,419	11,978	42.27
GUAM	0	179	-	0	1,538	-
NEW CALEDONIA	1,807	2,510	38.90	7,521	22,143	194.42
FIJI	72	725	906.94	520	6,014	1,056.54
TONGA	0	151	-	0	1,735	-
EAST TIMOR	16,187	5,273	-67.42	16,720	3,137	-81.24
UNITED STATES	546,073	786,244	43.98	4,325,328	5,200,072	20.22
CANADA	21,279	29,749	39.80	120,254	213,516	77.55
MEXICO	16,964	36,005	112.24	113,239	104,857	-7.40
NICARAGUA	0	65	-	0	142	-
PANAMA	11,959	8,562	-28.41	34,716	18,794	-45.86
CHILE	904	2,421	167.81	1,604	5,344	233.17
VENEZUELA	107	872	714.95	390	1,523	290.51
ARGENTINA	10,912	22,417	105.43	21,693	47,704	119.91
BRAZIL	27,964	37,284	33.33	75,353	85,952	14.07
COLOMBIA	1	719	71,800.00	45	1,852	4,015.56
URUGUAY	748	3,646	387.43	1,873	8,018	328.08
PARAGUAY	3	2	-33.33	1	7	600.00
ECUADOR	3,988	7,300	83.05	8,934	21,547	141.18
PERU	0	3,650	-	0	9,144	-
TRINIDAD AND TOBAGO	1,505	0	-100.00	1,810	0	-100.00
JAMAICA	0	384	-	0	1,136	-
PUERTO RICO	287	978	240.77	2,096	9,204	339.12
BELIZE	0	636	-	0	816	-

TABEL 5. PERKEMBANGAN EKSPOR INDONESIA MENURUT KOMODITI DAN NEGARA TUJUAN

JENIS BARANG	BERAT BERSIH (KG)		PERUB	NILAI FOB (US \$)		PERUB
	JAN-APR 2009	JAN-APR 2010	%	JAN-APR 2009	JAN-APR 2010	%
	(1)	(2)	(3)	(4)	(5)	(6)
DOMINICAN REPUBLIC	12	173	1,341.67	125	917	633.60
COSTA RICA	1	4	300.00	15	122	713.33
BERMUDA	986	304	-69.17	3,251	3,494	7.47
FRENCH POLYNESIA	309	651	110.68	4,820	8,343	73.09
MARTINIQUE	1,374	468	-65.94	4,150	2,927	-29.47
NETHERLANDS ANTILLES	316	130	-58.86	4,694	5,889	25.46
SAINT LUCIA	0	203	-	0	986	-
GUADELOUPE	428	3	-99.30	784	25	-96.81
UNITED KINGDOM	120,529	212,715	76.48	617,151	1,066,808	72.86
NETHERLANDS	76,672	60,583	-20.98	1,128,387	813,440	-27.91
FRANCE	30,426	90,735	198.22	158,501	335,855	111.89
GERMANY, FED. REP. OF	112,402	230,791	105.33	697,034	1,644,256	135.89
AUSTRIA	5,738	54	-99.06	46,121	900	-98.05
BELGIUM	307,655	369,024	19.95	1,037,190	1,435,641	38.42
SWITZERLAND	5,550	8,818	58.88	21,060	32,293	53.34
DENMARK	1,901	2,183	14.83	11,840	7,077	-40.23
NORWAY	1,710	350	-79.53	22,911	11,405	-50.22
SWEDEN	3,775	6,656	76.32	10,817	10,162	-6.06
FINLAND	0	915	-	0	22,126	-
IRELAND	304	7,823	2,473.36	2,844	65,702	2,210.20
ITALY	111,665	144,201	29.14	953,393	1,198,810	25.74
SPAIN	43,855	58,656	33.75	265,252	405,029	52.70
PORTUGAL	543	1,923	254.14	3,204	9,856	207.62
GREECE	7,333	9,564	30.42	44,400	53,298	20.04
HUNGARY	52	203	290.38	244	523	114.34
POLAND	824	447	-45.75	12,018	3,393	-71.77
ROMANIA	1	0	-100.00	21	0	-100.00
YUGOSLAVIA	1	1	0.00	1	2	100.00
ESTONIA	0	4	-	0	23	-
GEORGIA	0	10,951	-	0	98,976	-
CROATIA	141	168	19.15	598	2,042	241.47
SLOVAKIA	0	364	-	0	784	-
SLOVENIA	934	499	-46.57	1,785	999	-44.03
CZECH REPUBLIC	151	381	152.32	729	1,523	108.92
RUSSIA FEDERATION	467	3,576	665.74	12,271	13,248	7.96
-BARANG DARI LOGAM MULIA	110,298	113,977	3.34	141,417,967	34,372,801	-75.69
JAPAN	10,975	1,130	-89.70	4,278,983	435,864	-89.81
HONG KONG	1,993	3,533	77.27	14,472,795	5,562,783	-61.56
KOREA, REPUBLIC OF	337	438	29.97	157,248	235,039	49.47
TAIWAN	7	0	-100.00	938	0	-100.00
CHINA	48	0	-100.00	9,650	0	-100.00
THAILAND	468	3,934	740.60	316,711	850,816	168.64
SINGAPORE	53,065	63,101	18.91	64,770,990	7,762,178	-88.02
PHILIPPINES	0	650	-	0	100	-
MALAYSIA	26	8	-69.23	709,204	174,182	-75.44
MALDIVES	78	0	-100.00	53,676	0	-100.00
INDIA	0	11	-	0	8,801	-
SRI LANKA	0	19	-	0	3,484	-
TURKEY	569	151	-73.46	183,353	74,130	-59.57
UNITED ARAB EMIRATES	439	168	-61.73	9,069,930	4,261,908	-53.01
BAHRAIN	1	0	-100.00	54	0	-100.00
CYPRUS	8	0	-100.00	9,329	0	-100.00
MADAGASCAR	5	0	-100.00	5,412	0	-100.00
KENYA	337	0	-100.00	2,754	0	-100.00
REUNION	362	236	-34.81	469	256	-45.42
U.S. VIRGIN ISLANDS	0	1	-	0	5	-
SEYCHELLES	10	0	-100.00	11	0	-100.00
SOUTH AFRICA	115	0	-100.00	144	0	-100.00
AUSTRALIA	5,937	8,699	46.52	27,727,173	259,771	-99.06
NEW ZEALAND	49	224	357.14	7,859	13,227	68.30
EAST TIMOR	183	104	-43.17	4,483,500	45	-100.00
UNITED STATES	12,478	12,749	2.17	10,346,911	9,524,507	-7.95
CANADA	1,166	162	-86.11	195,550	11,299	-94.22
MEXICO	68	57	-16.18	316	7,701	2,337.03
CHILE	8	190	2,275.00	90	3,564	3,860.00
BRAZIL	93	50	-46.24	20	428	2,040.00
BAHAMAS	0	4	-	0	25	-
PUERTO RICO	33	73	121.21	1,714	2,951	72.17
COSTA RICA	65	0	-100.00	75	0	-100.00
BARBADOS	0	3	-	0	15	-
BERMUDA	475	350	-26.32	1,445	4,114	184.71
CAYMAN ISLANDS	12	16	33.33	695	1,809	160.29
FRENCH POLYNESIA	0	31	-	0	593	-
MARTINIQUE	1,214	933	-23.15	1,821	1,593	-12.52
NETHERLANDS ANTILLES	0	52	-	0	2,883	-
GUADELOUPE	9	401	4,355.56	16	547	3,318.75
UNITED KINGDOM	2,389	831	-65.22	557,159	248,412	-55.41

TABEL 5. PERKEMBANGAN EKSPOR INDONESIA MENURUT KOMODITI DAN NEGARA TUJUAN

JENIS BARANG	BERAT BERSIH (KG)		PERUB	NILAI FOB (US \$)		PERUB
	JAN-APR 2009	JAN-APR 2010	%	JAN-APR 2009	JAN-APR 2010	%
	(1)	(2)	(3)	(4)	(5)	(6)
NETHERLANDS	6,623	6,710	1.31	686,683	1,026,854	49.54
FRANCE	737	2,440	231.07	15,290	13,762	-9.99
GERMANY, FED. REP. OF	5,277	1,344	-74.53	597,896	556,172	-6.98
AUSTRIA	4	9	125.00	2,553	12,017	370.70
BELGIUM	163	0	-100.00	7,128	0	-100.00
SWITZERLAND	141	132	-6.38	120,909	105,730	-12.55
DENMARK	96	236	145.83	304,670	474,763	55.83
NORWAY	125	74	-40.80	88,843	62,078	-30.13
SWEDEN	6	2	-66.67	18,187	920	-94.94
FINLAND	13	6	-53.85	8,920	4,797	-46.22
IRELAND	49	0	-100.00	1,061	0	-100.00
ITALY	3,297	3,457	4.85	2,160,309	2,522,878	16.78
SPAIN	102	1,252	1,127.45	2,944	138,147	4,592.49
PORTUGAL	14	4	-71.43	14,614	374	-97.44
ICELAND	4	0	-100.00	7,920	0	-100.00
POLAND	0	2	-	0	1,279	-
CZECH REPUBLIC	11	0	-100.00	13,379	0	-100.00
RUSSIA FEDERATION	614	0	-100.00	666	0	-100.00
-PETI KEMAS	365,463	584,296	59.88	1,770,597	2,909,782	64.34
JAPAN	77,824	109,670	40.92	131,310	218,664	66.53
TAIWAN	11,354	0	-100.00	2,215	0	-100.00
PAPUA NEW GUINEA	0	104,491	-	0	554,614	-
THAILAND	34,341	1,257	-96.34	3,150	1,000	-68.25
SINGAPORE	101,395	103,758	2.33	413,552	492,511	19.09
MALAYSIA	8,736	102,831	1,077.09	5,637	197,200	3,398.31
MYANMAR (FORM. BURMA)	0	10,492	-	0	57,072	-
BRUNEI DARUSSALAM	0	2,420	-	0	41,150	-
VIET NAM	0	35,556	-	0	869,574	-
INDIA	6,637	0	-100.00	156,075	0	-100.00
SRI LANKA	0	54,933	-	0	203,536	-
SAUDI ARABIA	0	15,768	-	0	77,478	-
SENEGAL	0	571	-	0	3,200	-
MAURITANIA	83,000	0	-100.00	974,126	0	-100.00
AUSTRALIA	0	19,908	-	0	113,634	-
EAST TIMOR	0	8,957	-	0	20,175	-
UNITED STATES	42,000	6,040	-85.62	82,650	235	-99.72
MEXICO	0	2,799	-	0	38,739	-
UNITED KINGDOM	176	0	-100.00	1,882	0	-100.00
RUSSIA FEDERATION	0	4,845	-	0	21,000	-
-KOMPUTER DAN BAGIANNYA	13,157,786	10,219,772	-22.33	312,071,763	291,802,734	-6.49
JAPAN	603,793	316,906	-47.51	19,884,430	12,136,831	-38.96
HONG KONG	1,390,041	363,570	-73.84	12,494,691	11,177,956	-10.54
KOREA, REPUBLIC OF	89,075	144,161	61.84	848,526	5,994,087	606.41
TAIWAN	109,064	128,350	17.68	2,583,168	4,196,798	62.47
CHINA	1,161,931	320,627	-72.41	47,050,000	6,083,149	-87.07
THAILAND	302,890	432,477	42.78	7,476,592	11,441,986	53.04
SINGAPORE	2,577,409	3,868,920	50.11	63,938,253	144,164,959	125.48
PHILIPPINES	380,893	283,505	-25.57	8,237,356	9,895,773	20.13
MALAYSIA	393,099	758,402	92.93	9,377,192	10,558,590	12.60
CAMBODIA	0	120	-	0	3,340	-
BRUNEI DARUSSALAM	110	0	-100.00	4,086	0	-100.00
LAO PEOPLE'S DEMOCRATIC REPUBLIC	0	4	-	0	120	-
NEPAL	3,887	0	-100.00	89,723	0	-100.00
VIET NAM	158,050	84,820	-46.33	2,644,371	1,428,713	-45.97
INDIA	932,420	378,671	-59.39	11,827,428	5,583,986	-52.79
PAKISTAN	19,641	1,049	-94.66	355,143	33,112	-90.68
BANGLADESH	10,184	0	-100.00	209,077	0	-100.00
SRI LANKA	2,810	85	-96.98	65,780	1,196	-98.18
IRAN (ISLAMIC REPUBLIC OF)	111,322	32	-99.97	5,527,782	230	-100.00
SAUDI ARABIA	18,432	112,689	511.38	557,078	3,496,785	527.70
ISRAEL	5,159	391	-92.42	163,395	92,297	-43.51
LEBANON	24,477	1	-100.00	625,542	1	-100.00
YEMEN	3,888	0	-100.00	86,009	0	-100.00
SYRIA ARAB REPUBLIC	6,230	0	-100.00	157,260	0	-100.00
TURKEY	89,598	21,761	-75.71	2,151,868	475,721	-77.89
UNITED ARAB EMIRATES	1,018,394	659,120	-35.28	22,671,808	15,421,776	-31.98
EGYPT	37,574	137,903	267.02	596,750	3,413,992	472.10
LIBYAN ARAB JAMAHIRIYA	84,977	24,657	-70.98	788,424	594,341	-24.62
MOROCCO	15,907	0	-100.00	66,433	0	-100.00
TUNISIA	13,032	23,397	79.53	365,293	556,263	52.28
ALGERIA	41,070	0	-100.00	857,276	0	-100.00
SUDAN	41,462	0	-100.00	231,325	0	-100.00
GHANA	3,069	0	-100.00	103,224	0	-100.00
GUINEA	2,033	0	-100.00	3,240	0	-100.00
ANGOLA	105	0	-100.00	61	0	-100.00
NIGERIA	5,987	13,476	125.09	96,874	439,708	353.90

TABEL 5. PERKEMBANGAN EKSPOR INDONESIA MENURUT KOMODITI DAN NEGARA TUJUAN

JENIS BARANG	BERAT BERSIH (KG)		PERUB	NILAI FOB (US \$)		PERUB
	JAN-APR 2009	JAN-APR 2010	%	JAN-APR 2009	JAN-APR 2010	%
	(1)	(2)	(3)	(4)	(5)	(6)
SIERRA LEONE	210	0	-100.00	5,511	0	-100.00
SOUTH AFRICA	127,943	43,377	-66.10	3,225,838	1,219,425	-62.20
AUSTRALIA	345,679	137,869	-60.12	9,270,353	4,604,543	-50.33
NEW ZEALAND	39,531	19,857	-49.77	1,052,747	644,220	-38.81
VANUATU	0	34	-	0	183	-
EAST TIMOR	253,870	166,707	-34.33	214,166	176,916	-17.39
UNITED STATES	926,570	649,305	-29.92	30,393,964	15,539,799	-48.87
CANADA	16,592	63,336	281.73	554,954	1,755,224	216.28
MEXICO	98,531	18,770	-80.95	2,538,761	629,606	-75.20
PANAMA	0	121	-	0	1,747	-
CHILE	10,622	29,008	173.09	247,224	897,293	262.95
VENEZUELA	14,925	0	-100.00	382,287	0	-100.00
ARGENTINA	37,015	93,137	151.62	903,697	1,008,981	11.65
BRAZIL	91,220	96,814	6.13	892,926	771,024	-13.65
COLOMBIA	17,358	21,207	22.17	226,183	728,195	221.95
PERU	46,879	50,408	7.53	545,034	1,560,494	186.31
UNITED KINGDOM	43,110	45,683	5.97	1,418,119	1,237,806	-12.71
NETHERLANDS	984,152	139,972	-85.78	24,979,216	2,838,763	-88.64
FRANCE	301	459	52.49	6,344	404,657	6,278.58
GERMANY, FED. REP. OF	91,667	478,774	422.30	3,099,671	8,127,997	162.22
AUSTRIA	14,184	0	-100.00	523,890	0	-100.00
BELGIUM	1,265	844	-33.28	39,046	21,746	-44.31
SWITZERLAND	4	75	1,775.00	129	12,966	9,951.16
DENMARK	16	17	6.25	324	237	-26.85
NORWAY	22	0	-100.00	432	0	-100.00
SWEDEN	28	0	-100.00	540	0	-100.00
FINLAND	31,217	49,392	58.22	469,953	1,059,179	125.38
IRELAND	40,177	718	-98.21	2,065,883	466,736	-77.41
ITALY	1,828	3	-99.84	153,911	16,814	-89.08
SPAIN	2,211	18	-99.19	37,361	389	-98.96
PORTUGAL	0	8,085	-	0	6,089	-
HUNGARY	4,730	30	-99.37	107,087	379	-99.65
POLAND	12,368	1,462	-88.18	1,370,298	10,015	-99.27
ROMANIA	0	10	-	0	132	-
AZERBAIJAN	5,858	0	-100.00	136,948	0	-100.00
KAZAKHSTAN	0	1	-	0	6	-
UKRAINE	8	14	75.00	129	131	1.55
UZBEKISTAN	2,172	0	-100.00	48,528	0	-100.00
LATVIA	0	34	-	0	444	-
GEORGIA	0	23,545	-	0	704,449	-
SLOVAKIA	76,318	0	-100.00	2,394,542	0	-100.00
SLOVENIA	0	5,482	-	0	163,077	-
CZECH REPUBLIC	161,169	54	-99.97	2,629,659	678	-99.97
RUSSIA FEDERATION	23	56	143.48	650	684	5.23
-KENDARAAN BERMOTOR RODA 2 DAN 3	2,111,433	1,628,906	-22.85	16,787,809	12,102,128	-27.91
JAPAN	9,147	33,056	261.39	107,100	348,407	225.31
HONG KONG	500	0	-100.00	6,825	0	-100.00
KOREA, REPUBLIC OF	150	578	285.33	1,635	800	-51.07
CHINA	324	210	-35.19	404	2,555	532.43
THAILAND	4,632	7,475	61.38	66,282	66,212	-0.11
SINGAPORE	2,871	0	-100.00	226,847	0	-100.00
PHILIPPINES	1,392,005	43,071	-96.91	10,549,529	542,444	-94.86
MALAYSIA	14,569	168,204	1,054.53	112,088	2,126,221	1,796.92
BRUNEI DARUSSALAM	1,815	0	-100.00	14,400	0	-100.00
VIET NAM	148	0	-100.00	1,887	0	-100.00
MALDIVES	15,726	9,038	-42.53	97,864	73,109	-25.30
INDIA	287	0	-100.00	4,761	0	-100.00
PAKISTAN	831	4,000	381.35	8,106	40,480	399.38
UNITED ARAB EMIRATES	0	58,676	-	0	542,088	-
CYPRUS	135	0	-100.00	818	0	-100.00
TANZANIA, UNITED REPUBLIC OF	0	1,109	-	0	1,361	-
REUNION	0	635	-	0	3,134	-
TOGO	16,653	138,579	732.16	75,473	631,834	737.17
GHANA	0	5,301	-	0	7,200	-
LIBERIA	0	5,214	-	0	2,566	-
ANGOLA	0	38,880	-	0	273,600	-
CONGO	0	7,700	-	0	11,438	-
SENEGAL	0	7,389	-	0	1,500	-
MALI	0	4,452	-	0	6,650	-
BURKINA FASO	17,280	0	-100.00	122,832	0	-100.00
GAMBIA	4,183	3,204	-23.40	3,345	1,038	-68.97
MAURITIUS	339	0	-100.00	2,448	0	-100.00
AUSTRALIA	8,562	15,479	80.79	39,964	40,346	0.96
NEW ZEALAND	15,680	400	-97.45	168,672	1,700	-98.99
COOK ISLANDS	240	0	-100.00	1,898	0	-100.00
EAST TIMOR	201,437	334,815	66.21	1,938,280	2,482,867	28.10
UNITED STATES	15,144	7,173	-52.63	148,323	10,503	-92.92

TABEL 5. PERKEMBANGAN EKSPOR INDONESIA MENURUT KOMODITI DAN NEGARA TUJUAN

JENIS BARANG	BERAT BERSIH (KG)		PERUB	NILAI FOB (US \$)		PERUB
	JAN-APR 2009	JAN-APR 2010	%	JAN-APR 2009	JAN-APR 2010	%
(1)	(2)	(3)	(4)	(5)	(6)	(7)
CANADA	63	0	-100.00	435	0	-100.00
HONDURAS	33,600	0	-100.00	351,600	0	-100.00
COLOMBIA	154,794	473,493	205.89	870,179	3,582,952	311.75
BOLIVIA	47,964	7,854	-83.63	414,960	82,992	-80.00
PERU	0	149,760	-	0	432,000	-
BERMUDA	2,880	0	-100.00	27,048	0	-100.00
NETHERLANDS ANTILLES	312	0	-100.00	1,320	0	-100.00
UNITED KINGDOM	528	725	37.31	837	3,100	270.37
NETHERLANDS	924	7,408	701.73	6,678	37,371	459.61
FRANCE	6,372	8,430	32.30	10,134	69,350	584.33
GERMANY, FED. REP. OF	16,089	16,649	3.48	32,686	17,540	-46.34
AUSTRIA	0	776	-	0	735	-
BELGIUM	7,239	12,444	71.90	13,768	61,542	346.99
SWITZERLAND	0	715	-	0	3,679	-
DENMARK	838	425	-49.28	2,455	1,580	-35.64
NORWAY	1,671	450	-73.07	1,695	1,650	-2.65
SWEDEN	0	5,024	-	0	9,000	-
FINLAND	7,553	350	-95.37	12,778	1,554	-87.84
IRELAND	200	0	-100.00	972	0	-100.00
ITALY	90,272	9,597	-89.37	1,090,545	56,151	-94.85
SPAIN	1,192	3,111	160.99	1,916	9,132	376.62
PORTUGAL	15,975	33,695	110.92	247,150	508,019	105.55
GREECE	0	2,229	-	0	3,624	-
POLAND	0	1,133	-	0	2,104	-
SLOVENIA	309	0	-100.00	872	0	-100.00
-KENDARAAN BERMOTOR RODA 4 DAN L	35,345,132	36,634,761	3.65	254,155,498	275,559,387	8.42
JAPAN	4,993,334	3,532,565	-29.25	43,056,245	33,058,612	-23.22
HONG KONG	0	73,103	-	0	658,398	-
TAIWAN	338,782	331,144	-2.25	2,292,543	2,431,073	6.04
CHINA	2,500	0	-100.00	11,772	0	-100.00
PAPUA NEW GUINEA	0	3,525	-	0	26,085	-
THAILAND	1,501,920	5,568,690	270.77	9,964,072	55,881,890	460.83
SINGAPORE	466,407	1,099,305	135.70	1,895,009	2,170,185	14.52
PHILIPPINES	4,835,418	5,706,237	18.01	33,525,669	34,510,376	2.94
MALAYSIA	4,618,430	3,341,904	-27.64	31,579,678	26,848,278	-14.98
MYANMAR (FORM. BURMA)	171,300	128,475	-25.00	1,539,600	1,154,700	-25.00
CAMBODIA	0	1,581	-	0	12,107	-
BRUNEI DARUSSALAM	381,808	418,397	9.58	2,744,835	2,723,192	-0.79
NEPAL	0	1,695	-	0	9,578	-
VIET NAM	6,188	181,488	2,832.90	72,041	1,765,358	2,350.49
INDIA	10,379	168	-98.38	90,248	3,030	-96.64
PAKISTAN	241,200	177,628	-26.36	1,498,700	1,633,366	8.99
BANGLADESH	85,470	82,155	-3.88	555,194	486,777	-12.32
SRI LANKA	20,605	26,945	30.77	105,053	137,377	30.77
SAUDI ARABIA	4,429,399	5,046,732	13.94	34,383,399	42,268,102	22.93
KUWAIT	277,496	285,279	2.80	2,776,577	2,272,323	-18.16
JORDAN	35,691	27,120	-24.01	219,485	160,705	-26.78
LEBANON	814,241	736,031	-9.61	5,426,105	3,643,866	-32.85
YEMEN	279,304	414,121	48.27	1,379,699	2,637,496	91.16
OMAN	1,111,226	613,747	-44.77	10,651,121	4,979,297	-53.25
SYRIA ARAB REPUBLIC	314,817	108,863	-65.42	2,009,893	719,502	-64.20
UNITED ARAB EMIRATES	2,208,373	796,041	-63.95	23,007,546	6,474,363	-71.86
QATAR	333,673	76,163	-77.17	3,186,063	519,637	-83.69
BAHRAIN	163,989	99,609	-39.26	1,648,145	880,394	-46.58
EGYPT	1,374,399	385,524	-71.95	10,052,591	3,582,644	-64.36
MOROCCO	78,050	0	-100.00	495,455	0	-100.00
ALGERIA	99,539	31,729	-68.12	954,517	335,516	-64.85
SUDAN	0	58,578	-	0	640,989	-
MADAGASCAR	27,114	0	-100.00	149,778	0	-100.00
KENYA	27,879	11,863	-57.45	158,940	62,210	-60.86
MOZAMBIQUE	25,346	5,069	-80.00	129,435	26,805	-79.29
GHANA	12,574	5,875	-53.28	90,140	40,270	-55.33
LIBERIA	0	2,662	-	0	1,310	-
ANGOLA	289,906	224,500	-22.56	1,763,444	1,320,284	-25.13
CONGO	24,847	0	-100.00	40,281	0	-100.00
NIGERIA	144,718	88,992	-38.51	631,095	609,623	-3.40
GABON	13,650	7,140	-47.69	129,052	74,154	-42.54
SENEGAL	0	594	-	0	5,988	-
SEYCHELLES	8,717	7,050	-19.12	66,294	53,306	-19.59
SOUTH AFRICA	2,571,522	2,533,324	-1.49	11,325,340	15,974,935	41.05
MALAWI	0	3,360	-	0	15,298	-
MAURITIUS	8,475	10,170	20.00	47,890	57,468	20.00
AUSTRALIA	164,567	182,131	10.67	947,021	1,244,792	31.44
NEW ZEALAND	32,900	21,150	-35.71	227,460	151,110	-33.57
SAINT VINCENT AND THE GRENADINES	10,679	3,345	-68.68	65,271	20,223	-69.02
VANUATU	10,269	14,923	45.32	67,808	98,657	45.49
FIJI	31,906	8,125	-74.53	166,844	51,715	-69.00

TABEL 5. PERKEMBANGAN EKSPOR INDONESIA MENURUT KOMODITI DAN NEGARA TUJUAN

JENIS BARANG	BERAT BERSIH (KG)		PERUB %	NILAI FOB (US \$)		PERUB %
	JAN-APR 2009	JAN-APR 2010		JAN-APR 2009	JAN-APR 2010	
	(1)	(2)	(3)	(4)	(5)	(6)
MARSHALL ISLANDS	0	1,175	-	0	7,442	-
SOLOMON ISLANDS	0	11,006	-	0	29,448	-
EAST TIMOR	1,054,656	879,758	-16.58	3,166,427	4,204,873	32.80
UNITED STATES	86,809	27,564	-68.25	597,242	130,628	-78.13
MEXICO	289,843	1,166,149	302.34	1,559,989	6,410,635	310.94
GUATEMALA	69,499	0	-100.00	399,262	0	-100.00
HONDURAS	41,400	0	-100.00	245,251	0	-100.00
NICARAGUA	42,100	16,448	-60.93	257,624	98,826	-61.64
PANAMA	203,382	174,868	-14.02	1,280,310	1,093,616	-14.58
SURINAME	0	5,030	-	0	24,000	-
CHILE	348,055	673,508	93.51	1,942,428	3,963,206	104.03
VENEZUELA	0	235,658	-	0	1,583,361	-
ARGENTINA	38,142	0	-100.00	358,197	0	-100.00
PARAGUAY	6,300	0	-100.00	62,480	0	-100.00
PERU	0	264,356	-	0	1,815,851	-
TRINIDAD AND TOBAGO	69,680	0	-100.00	495,240	0	-100.00
BAHAMAS	4,700	9,400	100.00	28,784	58,464	103.11
JAMAICA	36,402	19,330	-46.90	287,253	177,524	-38.20
PUERTO RICO	39,547	140,692	255.76	245,207	868,964	254.38
EL SALVADOR	12,121	36,425	200.51	75,301	219,449	191.43
HAITI	0	4,700	-	0	29,232	-
BARBADOS	41,392	44,796	8.22	284,274	314,048	10.47
ANTIGUA AND BARBUDA	0	6,370	-	0	44,262	-
ARUBA	13,980	5,875	-57.98	84,018	36,540	-56.51
BERMUDA	39,253	27,499	-29.94	271,296	186,516	-31.25
DOMINICA	35,250	2,350	-93.33	199,855	14,616	-92.69
FRENCH POLYNESIA	60,945	38,628	-36.62	284,178	156,552	-44.91
GRENADA	3,854	2,680	-30.46	26,736	19,764	-26.08
NETHERLANDS ANTILLES	5,360	12,648	135.97	32,700	84,852	159.49
SAINT LUCIA	10,720	13,749	28.26	78,160	93,258	19.32
TURKS AND CAICOS ISLANDS	0	8,040	-	0	59,292	-
SAINT KITTS AND NEVIS	5,360	0	-100.00	39,080	0	-100.00
UNITED KINGDOM	2,597	0	-100.00	4,035	0	-100.00
NETHERLANDS	6,716	6,492	-3.34	5,200	4,551	-12.48
GERMANY, FED. REP. OF	30	3,208	10,593.33	1,666	3,932	136.01
AUSTRIA	696	0	-100.00	6,565	0	-100.00
BELGIUM	156,373	260,402	66.53	627,392	1,132,473	80.50
GIBRALTAR	11,150	6,690	-40.00	75,000	45,600	-39.20
PORTUGAL	0	44,452	-	0	214,248	-
DEMOCRATIC REPUBLIC OF THE CONGO	9,813	0	-100.00	7,000	0	-100.00
-SUKU CADANG MESIN	16,702,575	27,772,336	66.28	256,449,830	270,297,192	5.40
JAPAN	4,841,779	5,087,921	5.08	19,133,338	17,592,382	-8.05
HONG KONG	49,946	243,676	387.88	806,509	9,501,861	1,078.15
KOREA, REPUBLIC OF	610,956	2,861,946	368.44	1,365,844	4,468,206	227.14
TAIWAN	10,812	9,657	-10.68	416,989	254,712	-38.92
CHINA	577,456	231,120	-59.98	9,261,604	4,895,180	-47.15
PAPUA NEW GUINEA	4,012	30,226	653.39	147,210	395,734	168.82
THAILAND	801,025	6,004,005	649.54	3,369,341	17,806,419	428.48
SINGAPORE	4,619,056	6,674,672	44.50	177,522,683	156,578,968	-11.80
PHILIPPINES	340,405	78,387	-76.97	5,324,195	972,002	-81.74
MALAYSIA	332,423	737,534	121.87	4,851,358	4,136,779	-14.73
MYANMAR (FORM. BURMA)	940	0	-100.00	13,884	0	-100.00
BRUNEI DARUSSALAM	7,671	13,092	70.67	78,876	203,048	157.43
LAO PEOPLE'S DEMOCRATIC REPUBLIC	1,127	32,516	2,785.18	7,413	304,464	4,007.16
NEPAL	39	0	-100.00	2,245	0	-100.00
VIET NAM	957,301	23,691	-97.53	2,784,845	209,823	-92.47
INDIA	920,165	958,068	4.12	3,994,122	2,623,851	-34.31
PAKISTAN	3,876	1,219	-68.55	52,428	115,579	120.45
BANGLADESH	0	1,225	-	0	13,987	-
SRI LANKA	11	607	5,418.18	8,961	4,221	-52.90
IRAN (ISLAMIC REPUBLIC OF)	8,885	32,676	267.77	48,527	160,331	230.40
SAUDI ARABIA	117,166	563	-99.52	393,414	50,224	-87.23
ISRAEL	1,650	43	-97.39	48,861	529	-98.92
KUWAIT	116	9	-92.24	36,649	2,594	-92.92
LEBANON	0	9	-	0	87	-
YEMEN	240	2	-99.17	49,000	155	-99.68
OMAN	701	176	-74.89	34,312	14,337	-58.22
SYRIA ARAB REPUBLIC	0	578	-	0	26,160	-
TURKEY	18,451	1,756	-90.48	117,625	8,410	-92.85
UNITED ARAB EMIRATES	756,821	788,711	4.21	2,570,060	4,734,567	84.22
QATAR	3,468	31	-99.11	15,471	541	-96.50
EGYPT	283	521	84.10	2,657	107,823	3,958.07
LIBYAN ARAB JAMAHIRIYA	115	7,560	6,473.91	12,257	44,474	262.85
TUNISIA	0	597	-	0	64,522	-
ALGERIA	0	1	-	0	722	-
SUDAN	0	191	-	0	3,671	-
TANZANIA, UNITED REPUBLIC OF	80	88	10.00	22,053	992	-95.50

TABEL 5. PERKEMBANGAN EKSPOR INDONESIA MENURUT KOMODITI DAN NEGARA TUJUAN

JENIS BARANG	BERAT BERSIH (KG)		PERUB	NILAI FOB (US \$)		PERUB
	JAN-APR 2009	JAN-APR 2010	%	JAN-APR 2009	JAN-APR 2010	%
	(1)	(2)	(3)	(4)	(5)	(6)
SOMALIA	0	4,237	-	0	38,076	-
KENYA	10,367	0	-100.00	323,140	0	-100.00
ANGOLA	725	707	-2.48	30,561	6,231	-79.61
CONGO	5,969	0	-100.00	282,617	0	-100.00
NIGERIA	30,075	10,374	-65.51	202,554	58,515	-71.11
GABON	0	43	-	0	1,906	-
SENEGAL	0	2,339	-	0	13,187	-
UGANDA	194	0	-100.00	12,619	0	-100.00
SOUTH AFRICA	68,199	50,606	-25.80	622,353	192,144	-69.13
VIRGIN ISLANDS (BRITISH)	0	17,085	-	0	505,674	-
AUSTRALIA	392,611	185,716	-52.70	3,815,642	1,319,405	-65.42
NEW ZEALAND	1,642	2,258	37.52	143,928	137,714	-4.32
NEW CALEDONIA	0	6	-	0	1,391	-
FIJI	0	73	-	0	1,455	-
EAST TIMOR	4,640	17,686	281.16	10,412	30,750	195.33
UNITED STATES	353,461	706,152	99.78	6,112,636	15,270,118	149.81
CANADA	162,940	36,115	-77.84	551,833	205,950	-62.68
MEXICO	7,053	33,773	378.85	398,668	674,470	69.18
PANAMA	745	276	-62.95	16,851	5,809	-65.53
CHILE	56	30,929	55,130.36	1,163	161,464	13,783.40
VENEZUELA	0	13	-	0	13,940	-
ARGENTINA	5,188	711	-86.30	100,251	6,454	-93.56
BRAZIL	213,437	1,976,714	826.13	879,069	6,317,640	618.67
COLOMBIA	18	601	3,238.89	3,280	37,525	1,044.05
ECUADOR	0	1	-	0	405	-
PERU	0	4	-	0	404	-
TRINIDAD AND TOBAGO	6,854	0	-100.00	18,993	0	-100.00
DOMINICAN REPUBLIC	10	0	-100.00	1,058	0	-100.00
UNITED KINGDOM	191,779	411,276	114.45	7,702,903	11,403,899	48.05
NETHERLANDS	73,235	97,212	32.74	633,427	2,668,200	321.23
FRANCE	18,813	113,394	502.74	162,694	239,133	46.98
GERMANY, FED. REP. OF	41,256	21,856	-47.02	636,909	325,299	-48.93
AUSTRIA	130	309	137.69	7,270	14,443	98.67
BELGIUM	101,065	82,479	-18.39	447,723	329,354	-26.44
SWITZERLAND	13	26	100.00	4,123	1,332	-67.69
DENMARK	152	88	-42.11	4,664	26,533	468.89
NORWAY	623	443	-28.89	83,569	56,794	-32.04
SWEDEN	49	94	91.84	15,544	324	-97.92
FINLAND	95	0	-100.00	37,404	0	-100.00
IRELAND	4,528	9,441	108.50	73,264	214,675	193.02
ITALY	1,071	1,488	38.94	361,651	5,297	-98.54
SPAIN	715	921	28.81	10,000	15,617	56.17
PORTUGAL	0	6,055	-	0	11,370	-
GREECE	3	0	-100.00	35	0	-100.00
HUNGARY	1,086	433	-60.13	16,032	3,712	-76.85
POLAND	0	20	-	0	131	-
ROMANIA	0	18,031	-	0	236,732	-
AZERBAIJAN	1,517	428	-71.79	76,822	57,410	-25.27
KAZAKHSTAN	6,913	1,955	-71.72	36,779	13,457	-63.41
UKRAINE	581	346	-40.45	14,230	6,976	-50.98
GEORGIA	0	476	-	0	1,888	-
SLOVAKIA	5,026	41,401	723.74	48,376	4,127,169	8,431.44
CZECH REPUBLIC	1,621	68	-95.81	25,622	17,939	-29.99
RUSSIA FEDERATION	1,144	64,603	5,547.12	30,430	221,526	627.99
-SUKU CADANG KENDARAAN	36,505,344	61,499,686	68.47	246,506,384	430,060,845	74.46
JAPAN	8,456,282	14,663,625	73.41	40,272,624	79,622,679	97.71
HONG KONG	45,714	37,019	-19.02	523,726	196,560	-62.47
KOREA, REPUBLIC OF	43,217	68,341	58.13	243,351	524,638	115.59
TAIWAN	677,072	1,091,281	61.18	6,284,589	11,238,636	78.83
CHINA	374,908	581,577	55.13	1,993,335	7,461,111	274.30
PAPUA NEW GUINEA	1,696	2,324	37.03	40,603	21,399	-47.30
THAILAND	5,923,019	9,469,857	59.88	55,369,499	94,861,595	71.32
SINGAPORE	3,927,828	7,290,332	85.61	24,614,758	44,767,673	81.87
PHILIPPINES	2,394,636	3,287,327	37.28	15,549,175	21,076,466	35.55
MALAYSIA	4,355,784	8,197,846	88.21	31,882,750	51,039,657	60.09
CAMBODIA	8,315	0	-100.00	48,414	0	-100.00
BRUNEI DARUSSALAM	302	6,305	1,987.75	4,904	55,035	1,022.25
VIET NAM	1,293,491	2,022,216	56.34	8,502,741	12,696,599	49.32
MALDIVES	0	491	-	0	1,884	-
INDIA	219,111	674,193	207.69	1,851,160	6,651,352	259.31
PAKISTAN	321,755	818,693	154.45	1,771,820	3,844,652	116.99
BANGLADESH	118,474	173,148	46.15	263,654	296,506	12.46
SRI LANKA	49,193	30,876	-37.23	158,545	119,632	-24.54
IRAN (ISLAMIC REPUBLIC OF)	0	398,872	-	0	1,296,075	-
SAUDI ARABIA	326,268	42,838	-86.87	576,799	442,781	-23.23
ISRAEL	64,280	18,700	-70.91	272,958	100,847	-63.05
KUWAIT	35,528	19,406	-45.38	113,292	65,425	-42.25

TABEL 5. PERKEMBANGAN EKSPOR INDONESIA MENURUT KOMODITI DAN NEGARA TUJUAN

JENIS BARANG	BERAT BERSIH (KG)		PERUB	NILAI FOB (US \$)		PERUB
	JAN-APR 2009	JAN-APR 2010	%	JAN-APR 2009	JAN-APR 2010	%
	(1)	(2)	(3)	(4)	(5)	(6)
JORDAN	5,259	9,017	71.46	20,440	27,089	32.53
LEBANON	1,762	378	-78.55	25,089	16,939	-32.48
YEMEN	23,340	7,210	-69.11	80,410	64,459	-19.84
OMAN	61,566	39,146	-36.42	122,633	80,688	-34.20
TURKEY	81,432	267,366	228.33	943,403	3,230,009	242.38
UNITED ARAB EMIRATES	241,901	371,257	53.47	608,639	799,672	31.39
QATAR	3,692	3,333	-9.72	59,234	33,385	-43.64
BAHRAIN	6,230	2,676	-57.05	18,790	5,305	-71.77
CYPRUS	14,418	12,974	-10.02	106,621	71,347	-33.08
EGYPT	279,413	378,944	35.62	1,109,126	1,559,701	40.62
LIBYAN ARAB JAMAHIRIYA	99	30	-69.70	1,519	75	-95.06
MOROCCO	15,125	32	-99.79	41,532	581	-98.60
TUNISIA	29,942	25,539	-14.71	70,585	55,340	-21.60
SUDAN	450	0	-100.00	230,058	0	-100.00
TANZANIA, UNITED REPUBLIC OF	0	8,596	-	0	18,596	-
TOGO	0	52,887	-	0	145,780	-
GHANA	766	69	-90.99	16,223	621	-96.17
ANGOLA	0	492	-	0	4,769	-
CONGO	37	24	-35.14	288	352	22.22
CAMEROON	56	80	42.86	205	942	359.51
NIGERIA	600	20,496	3,316.00	36,570	48,384	32.31
GABON	0	300	-	0	883	-
SENEGAL	0	2,159	-	0	21,791	-
SEYCHELLES	0	1,695	-	0	22,518	-
UGANDA	0	210	-	0	13,263	-
SOUTH AFRICA	154,537	540,672	249.87	1,347,707	4,468,109	231.53
VIRGIN ISLANDS (BRITISH)	14	0	-100.00	261	0	-100.00
AUSTRALIA	218,883	225,509	3.03	1,914,478	2,208,428	15.35
NEW ZEALAND	5,218	4,547	-12.86	68,486	46,576	-31.99
SAINT VINCENT AND THE GRENADINES	96	350	264.58	1,375	5,527	301.96
VANUATU	95	386	306.32	1,568	4,704	200.00
FIJI	2,933	277	-90.56	16,940	2,017	-88.09
EAST TIMOR	309,206	414,853	34.17	624,501	735,018	17.70
UNITED STATES	1,982,302	2,459,702	24.08	15,331,409	21,289,280	38.86
CANADA	40,928	105,707	158.28	350,746	989,078	181.99
MEXICO	187,381	236,195	26.05	2,200,062	3,681,480	67.34
GUATEMALA	763	566	-25.82	9,694	4,501	-53.57
HONDURAS	27,863	36,646	31.52	93,859	82,474	-12.13
NICARAGUA	291	1,088	273.88	3,227	10,221	216.73
PANAMA	1,886	0	-100.00	20,861	0	-100.00
SURINAME	0	276	-	0	2,814	-
CHILE	4,587	6,674	45.50	30,430	57,829	90.04
VENEZUELA	14,281	8,607	-39.73	83,126	46,926	-43.55
ARGENTINA	196,224	271,508	38.37	1,794,937	1,460,796	-18.62
BRAZIL	1,034,167	1,726,744	66.97	14,639,963	23,505,364	60.56
COLOMBIA	1,655	24,911	1,405.20	15,626	66,663	326.62
BOLIVIA	2,517	2,983	18.51	36,973	36,519	-1.23
ECUADOR	0	8,770	-	0	50,440	-
PERU	15,294	26,081	70.53	50,106	81,279	62.21
GUYANA	95	0	-100.00	1,466	0	-100.00
TRINIDAD AND TOBAGO	2,832	1,825	-35.56	22,512	25,287	12.33
BAHAMAS	0	23	-	0	234	-
JAMAICA	467	619	32.55	6,862	7,135	3.98
PUERTO RICO	12,612	13,655	8.27	115,061	91,196	-20.74
DOMINICAN REPUBLIC	1,189	8,589	622.37	13,253	31,855	140.36
EL SALVADOR	208	0	-100.00	1,612	0	-100.00
COSTA RICA	2,045	1,098	-46.31	20,189	10,453	-48.22
BARBADOS	1,557	2,273	45.99	18,092	21,882	20.95
ANTIGUA AND BARBUDA	171	397	132.16	2,550	3,642	42.82
ARUBA	294	172	-41.50	2,080	1,376	-33.85
BERMUDA	127	484	281.10	1,232	3,203	159.98
CAYMAN ISLANDS	42	0	-100.00	494	0	-100.00
FRENCH POLYNESIA	111	98	-11.71	489	1,668	241.10
GRENADA	270	471	74.44	2,379	4,009	68.52
NETHERLANDS ANTILLES	401	710	77.06	4,267	8,156	91.14
SAINT LUCIA	747	22	-97.05	8,821	530	-93.99
TURKS AND CAICOS ISLANDS	0	61	-	0	387	-
GUADELOUPE	0	355	-	0	2,829	-
SAINT KITTS AND NEVIS	14	0	-100.00	676	0	-100.00
UNITED KINGDOM	255,538	843,551	230.11	1,932,438	8,650,042	347.62
NETHERLANDS	531,495	918,060	72.73	2,308,306	3,646,409	57.97
FRANCE	16	250	1,462.50	466	2,627	463.73
GERMANY, FED. REP. OF	843,026	1,257,002	49.11	3,713,869	5,675,422	52.82
AUSTRIA	1,182	22,392	1,794.42	15,060	124,837	728.93
BELGIUM	40,788	65,638	60.92	282,546	413,526	46.36
SWITZERLAND	396	10,843	2,638.13	3,467	48,882	1,309.92
DENMARK	11,180	10,748	-3.86	56,901	47,589	-16.37
NORWAY	34,249	39,675	15.84	193,470	230,488	19.13

TABEL 5. PERKEMBANGAN EKSPOR INDONESIA MENURUT KOMODITI DAN NEGARA TUJUAN

JENIS BARANG	BERAT BERSIH (KG)		PERUB	NILAI FOB (US \$)		PERUB
	JAN-APR 2009	JAN-APR 2010	%	JAN-APR 2009	JAN-APR 2010	%
	(1)	(2)	(3)	(4)	(5)	(6)
SWEDEN	160,524	555,327	245.95	895,211	3,097,275	245.98
FINLAND	25,917	161,721	524.00	144,990	843,256	481.60
IRELAND	0	51	-	0	4,974	-
ITALY	196,318	362,378	84.59	998,061	1,615,142	61.83
SPAIN	29,865	18,134	-39.28	204,147	248,593	21.77
PORTUGAL	33,072	47,809	44.56	111,603	89,438	-19.86
GREECE	105,328	85,183	-19.13	533,126	450,112	-15.57
DEMOCRATIC REPUBLIC OF THE CONGO	0	141	-	0	1,474	-
HUNGARY	363,882	338,280	-7.04	1,482,564	1,075,443	-27.46
POLAND	178,509	181,684	1.78	690,493	616,304	-10.74
ROMANIA	0	14,547	-	0	39,140	-
BULGARIA	13,325	50,855	281.65	31,286	141,907	353.58
ALBANIA	0	12,260	-	0	24,523	-
UKRAINE	0	38,498	-	0	250,281	-
LITHUANIA	11,430	28,018	145.13	43,300	114,642	164.76
SLOVAKIA	0	10,561	-	0	47,073	-
CZECH REPUBLIC	28,048	49,991	78.23	109,974	227,573	106.93
RUSSIA FEDERATION	13,992	142,008	914.92	66,674	680,297	920.33
-UBI KAYU OLAHAN	8,934,290	25,342,496	183.65	1,207,673	4,456,188	268.99
JAPAN	0	125,690	-	0	25,043	-
HONG KONG	133	38	-71.43	850	530	-37.65
KOREA, REPUBLIC OF	8,685,070	6,585,005	-24.18	1,068,264	1,185,301	10.96
TAIWAN	99,237	19,725	-80.12	29,500	6,904	-76.60
CHINA	0	18,470,106	-	0	3,040,576	-
SINGAPORE	2,207	6,630	200.41	10,631	69,832	556.87
PHILIPPINES	1,348	48,278	3,481.45	2,702	14,926	452.41
MALAYSIA	119,525	55,208	-53.81	26,586	31,868	19.87
BRUNEI DARUSSALAM	0	11,854	-	0	29,875	-
MALDIVES	21	0	-100.00	48	0	-100.00
KUWAIT	1,305	0	-100.00	4,509	0	-100.00
AUSTRALIA	3,180	528	-83.40	7,916	1,317	-83.36
UNITED STATES	14,197	9,597	-32.40	39,751	26,875	-32.39
UNITED KINGDOM	5,328	9,837	84.63	10,699	23,141	116.29
NETHERLANDS	2,739	0	-100.00	6,217	0	-100.00
-INDUSTRI LAINNYA	631,185,070	725,104,077	14.88	1,596,193,213	1,823,553,886	14.24
JAPAN	37,852,916	42,318,347	11.80	182,431,155	185,398,502	1.63
HONG KONG	4,084,681	5,230,169	28.04	20,788,572	22,630,253	8.86
KOREA, REPUBLIC OF	91,183,405	36,967,779	-59.46	87,512,976	44,566,308	-49.07
TAIWAN	14,843,120	22,245,174	49.87	17,764,942	26,100,302	46.92
CHINA	22,494,283	52,593,746	133.81	34,467,199	64,387,321	86.81
MONGOLIA	10,684	296,154	2,671.94	87,318	4,786,438	5,381.62
MACAU	634,616	17,591	-97.23	119,427	13,684	-88.54
PAPUA NEW GUINEA	8,248,427	3,135,732	-61.98	5,782,001	4,432,395	-23.34
THAILAND	24,635,487	36,334,819	47.49	71,581,837	125,097,735	74.76
SINGAPORE	71,485,113	58,363,405	-18.36	351,810,568	233,819,983	-33.54
PHILIPPINES	19,600,700	22,007,230	12.28	32,987,705	48,843,551	48.07
MALAYSIA	47,792,319	67,201,828	40.61	77,119,090	114,556,917	48.55
MYANMAR (FORM. BURMA)	2,252,161	4,148,260	84.19	1,792,658	3,264,262	82.09
CAMBODIA	508,402	177,979	-64.99	1,264,476	921,755	-27.10
BRUNEI DARUSSALAM	1,129,598	1,458,531	29.12	1,520,777	703,741	-53.72
LAO PEOPLE'S DEMOCRATIC REPUBLIC	39,666	209	-99.47	1,237,189	1,426	-99.88
NEPAL	102,319	252,074	146.36	252,018	1,030,349	308.84
VIET NAM	15,891,735	16,807,835	5.76	32,932,758	44,331,983	34.61
MALDIVES	922,873	2,090,495	126.52	841,105	2,081,197	147.44
INDIA	21,151,543	19,988,125	-5.50	34,654,310	37,585,848	8.46
PAKISTAN	11,464,905	10,903,270	-4.90	9,803,041	6,426,572	-34.44
BANGLADESH	5,155,341	7,094,643	37.62	6,573,037	7,977,730	21.37
SRI LANKA	1,871,193	3,655,042	95.33	4,194,157	7,308,757	74.26
AFGHANISTAN	157,417	331,170	110.38	93,547	67,124	-28.25
IRAQ	7,801,064	136,465	-98.25	17,735,953	313,411	-98.23
IRAN (ISLAMIC REPUBLIC OF)	404,404	1,148,228	183.93	2,291,358	1,660,842	-27.52
SAUDI ARABIA	7,479,775	9,560,877	27.82	14,366,112	15,550,738	8.25
ISRAEL	53,288	734,109	1,277.63	441,204	2,646,235	499.78
KUWAIT	1,891,435	481,583	-74.54	2,606,565	984,691	-62.22
JORDAN	445,436	566,186	27.11	1,125,989	1,706,034	51.51
LEBANON	342,103	527,353	54.15	846,795	815,391	-3.71
YEMEN	286,644	228,038	-20.45	715,114	532,589	-25.52
OMAN	108,863	211,819	94.57	545,706	823,117	50.84
SYRIA ARAB REPUBLIC	366,472	282,780	-22.84	703,515	520,409	-26.03
TURKEY	2,054,095	3,802,261	85.11	3,256,837	6,728,383	106.59
UNITED ARAB EMIRATES	8,015,805	6,032,056	-24.75	26,763,471	10,817,345	-59.58
QATAR	1,696,624	1,484,213	-12.52	1,237,323	1,099,266	-11.16
BAHRAIN	546,229	671,821	22.99	319,905	447,245	39.81
CYPRUS	66,726	89,618	34.31	184,404	161,736	-12.29
EGYPT	2,201,201	2,076,422	-5.67	5,293,874	6,040,600	14.11
LIBYAN ARAB JAMAHIRIYA	443,234	277,964	-37.29	1,337,177	712,989	-46.68

TABEL 5. PERKEMBANGAN EKSPOR INDONESIA MENURUT KOMODITI DAN NEGARA TUJUAN

JENIS BARANG	BERAT BERSIH (KG)		PERUB	NILAI FOB (US \$)		PERUB
	JAN-APR 2009	JAN-APR 2010	%	JAN-APR 2009	JAN-APR 2010	%
	(1)	(2)	(3)	(4)	(5)	(6)
MOROCCO	811,639	519,153	-36.04	3,218,123	2,460,480	-23.54
TUNISIA	1,143,879	1,010,306	-11.68	3,558,380	2,840,852	-20.16
ALGERIA	3,190,194	2,141,273	-32.88	7,061,846	8,357,434	18.35
SUDAN	262,889	653,522	148.59	1,085,850	2,350,140	116.43
ERITREA	0	117,175	-	0	158,656	-
NAMIBIA	4,985	69,049	1,285.14	3,450	22,767	559.91
ETHIOPIA	137,498	242,651	76.48	512,750	91,001	-82.25
TANZANIA, UNITED REPUBLIC OF	309,164	300,661	-2.75	1,355,488	1,085,321	-19.93
MADAGASCAR	125,730	618,742	392.12	228,541	313,599	37.22
KENYA	553,533	1,080,155	95.14	2,542,818	3,705,261	45.71
REUNION	342,332	138,944	-59.41	298,411	207,133	-30.59
MOZAMBIQUE	322,545	214,024	-33.65	246,948	385,196	55.98
BOTSWANA	20,098	0	-100.00	83,650	0	-100.00
EQUATORIAL GUINEA	48,791	6,118	-87.46	95,214	8,313	-91.27
TOGO	57,082	217,884	281.70	144,470	383,317	165.33
GHANA	2,788,687	3,665,917	31.46	6,190,627	6,723,363	8.61
LIBERIA	14,271	196,802	1,279.03	103,530	278,025	168.55
GUINEA	171,375	381,000	122.32	442,587	683,809	54.50
ANGOLA	1,179,709	1,710,633	45.00	4,640,516	13,225,975	185.01
CONGO	40,820	88,681	117.25	28,102	175,514	524.56
CAMEROON	261,260	76,544	-70.70	1,044,516	196,088	-81.23
NIGERIA	2,953,873	4,095,296	38.64	6,235,498	8,509,506	36.47
SIERRA LEONE	46,351	4,951	-89.32	111,533	31,384	-71.86
GABON	32,571	17,078	-47.57	61,055	67,536	10.62
COTE D'IVOIRE	1,428,798	645,307	-54.84	972,256	2,382,467	145.05
SENEGAL	50,059	129,262	158.22	211,661	558,246	163.75
MAURITANIA	214,078	46,875	-78.10	808,850	266,949	-67.00
MALI	8,554	1,360	-84.10	35,931	11,262	-68.66
BENIN	168,727	591,873	250.79	362,983	680,217	87.40
BURKINA FASO	13,056	57,600	341.18	106,876	387,552	262.62
GUINEA BISSAU	0	1,963	-	0	9,766	-
GAMBIA	8,501	15,321	80.23	10,040	24,968	148.69
SEYCHELLES	46,736	140,718	201.09	33,137	260,042	684.75
UGANDA	21,588	155,349	619.61	135,256	464,732	243.59
CENTRAL AFRICAN REPUBLIC	0	73,206	-	0	365,910	-
NIGER	6,238	0	-100.00	48,737	0	-100.00
DJIBOUTI	130,948	79,024	-39.65	225,893	281,621	24.67
SAO TOME AND PRINCIPE	704	4,941	601.85	250	7,480	2,892.00
SWAZILAND	34,867	41,728	19.68	181,986	295,957	62.63
SOUTH AFRICA	2,155,882	2,797,023	29.74	4,006,924	9,240,804	130.62
ZAMBIA	10,955	13,124	19.80	96,828	274,451	183.44
COMOROS	3,500	44,765	1,179.00	121,650	210,314	72.88
BURUNDI	39,957	23,106	-42.17	205,726	112,626	-45.25
MAURITIUS	98,710	249,657	152.92	224,041	480,832	114.62
RWANDA	0	47,870	-	0	211,551	-
VIRGIN ISLANDS (BRITISH)	111,550	210	-99.81	10,204	1,262	-87.63
AUSTRALIA	17,054,593	19,031,033	11.59	52,978,839	51,449,877	-2.89
NEW ZEALAND	2,043,399	2,514,415	23.05	4,353,384	2,907,329	-33.22
GUAM	6,426	13,045	103.00	5,389	40,011	642.46
PALAU	147	584	297.28	2,926	1,649	-43.64
NAURU	0	21,090	-	0	21,531	-
NEW CALEDONIA	120,187	160,535	33.57	188,328	283,612	50.59
NORTHERN MARIANA ISLANDS	2,042	1,244	-39.08	5,259	2,659	-49.44
VANUATU	102,257	30,340	-70.33	384,845	29,693	-92.28
WALLIS AND FUTUNA ISLANDS	398	8,158	1,949.75	578	20,963	3,526.82
AMERICAN SAMOA	0	76	-	0	240	-
COOK ISLANDS	5,999	5,857	-2.37	11,378	14,529	27.69
FIJI	210,493	26,112	-87.59	283,543	126,604	-55.35
KIRIBATI	139	0	-100.00	5,359	0	-100.00
SAMOA	17,759	3,631	-79.55	19,222	14,346	-25.37
SOLOMON ISLANDS	5,125	22,689	342.71	10,697	17,266	61.41
TONGA	29,028	73,807	154.26	121,795	121,922	0.10
TUVALU	1,588	370	-76.70	4,362	590	-86.47
EAST TIMOR	5,012,785	6,166,644	23.02	6,641,549	8,399,569	26.47
UNITED STATES	29,407,092	24,255,662	-17.52	159,804,158	201,269,696	25.95
CANADA	1,321,678	3,283,564	148.44	8,264,157	11,677,594	41.30
MEXICO	347,379	420,618	21.08	2,354,462	2,772,205	17.74
GUATEMALA	55,001	21,544	-60.83	158,619	97,681	-38.42
HONDURAS	38,394	53,405	39.10	126,214	182,602	44.68
NICARAGUA	0	63,947	-	0	15,720	-
PANAMA	2,021,450	125,402	-93.80	2,198,033	979,571	-55.43
CUBA	0	229	-	0	12,491	-
SURINAME	40,750	14,382	-64.71	144,927	55,061	-62.01
CHILE	756,276	1,370,178	81.17	3,461,644	5,430,594	56.88
VENEZUELA	874,675	1,289,643	47.44	551,582	948,850	72.02
ARGENTINA	270,494	1,376,668	408.95	1,610,252	8,538,330	430.25
BRAZIL	789,570	1,675,789	112.24	6,376,747	7,988,853	25.28
COLOMBIA	147,370	741,970	403.47	316,095	2,044,518	546.80

TABEL 5. PERKEMBANGAN EKSPOR INDONESIA MENURUT KOMODITI DAN NEGARA TUJUAN

JENIS BARANG	BERAT BERSIH (KG)		PERUB	NILAI FOB (US \$)		PERUB
	JAN-APR 2009	JAN-APR 2010	%	JAN-APR 2009	JAN-APR 2010	%
	(1)	(2)	(3)	(4)	(5)	(6)
BOLIVIA	19,713	29,466	49.47	98,096	110,189	12.33
URUGUAY	6,962	95,541	1,272.32	34,347	251,848	633.25
PARAGUAY	38,696	27,075	-30.03	183,670	123,068	-33.00
ECUADOR	538,169	315,527	-41.37	1,326,950	973,883	-26.61
PERU	840,088	1,591,900	89.49	2,377,459	4,731,517	99.02
GUYANA	16,692	36,413	118.15	69,032	22,858	-66.89
TRINIDAD AND TOBAGO	31,299	88,531	182.86	110,254	364,868	230.93
BAHAMAS	12	32,722	272,583.33	11	97,910	889,990.91
JAMAICA	8,252	6,252	-24.24	8,073	6,011	-25.54
PUERTO RICO	45,042	51,676	14.73	43,585	80,733	85.23
BELIZE	27	2,420	8,862.96	157	3,205	1,941.40
DOMINICAN REPUBLIC	135,028	121,286	-10.18	333,664	538,803	61.48
EL SALVADOR	71,368	45,792	-35.84	273,461	176,047	-35.62
COSTA RICA	231,756	251,507	8.52	434,956	395,709	-9.02
HAITI	33,224	0	-100.00	45,140	0	-100.00
BARBADOS	75,582	0	-100.00	29,496	0	-100.00
ANTIGUA AND BARBUDA	58	472	713.79	1,919	11,617	505.37
ANGUILLA	3,129	572	-81.72	11,860	1,814	-84.70
ARUBA	2,305	2,822	22.43	6,833	2,846	-58.35
BERMUDA	1,829	2,056	12.41	5,818	8,813	51.48
CAPE VERDE	15,048	15,093	0.30	18,582	30,501	64.14
CAYMAN ISLANDS	36	2,025	5,525.00	1,909	4,971	160.40
DOMINICA	0	863	-	0	1,502	-
FRENCH GUIANA	5,323	23,475	341.01	12,043	15,921	32.20
FRENCH POLYNESIA	118,982	252,211	111.97	194,138	363,510	87.24
GREENLAND	0	3,190	-	0	41,882	-
MARTINIQUE	21,376	3,665	-82.85	30,470	10,636	-65.09
NETHERLANDS ANTILLES	41,361	54,471	31.70	24,863	42,668	71.61
SAINT LUCIA	1,567	763	-51.31	14,129	14,215	0.61
GUADELOUPE	56,159	34,884	-37.88	49,904	51,798	3.80
SAINT KITTS AND NEVIS	371	25,209	6,694.88	8,359	72,834	771.32
UNITED KINGDOM	1,836,598	2,848,486	55.10	13,350,885	32,739,656	145.22
NETHERLANDS	67,780,895	31,175,764	-54.01	87,652,587	48,210,135	-45.00
FRANCE	4,195,399	6,809,474	62.31	11,845,489	16,864,892	42.37
GERMANY, FED. REP. OF	6,511,126	19,381,282	197.66	34,162,619	107,102,546	213.51
AUSTRIA	298,194	149,262	-49.94	3,672,949	1,813,057	-50.64
BELGIUM	5,499,343	19,157,901	248.37	24,550,393	66,615,497	171.34
SWITZERLAND	102,835	177,799	72.90	725,673	1,114,055	53.52
LUXEMBOURG	47	58,072	123,457.45	21,908	197,978	803.68
MONACO	0	14,524	-	0	20,850	-
DENMARK	860,047	690,928	-19.66	4,724,872	3,741,159	-20.82
NORWAY	7,843,171	15,081,013	92.28	2,522,911	5,044,421	99.94
SWEDEN	400,374	618,359	54.45	2,780,256	3,483,703	25.30
FINLAND	664,098	1,006,044	51.49	6,654,199	10,565,445	58.78
IRELAND	9,880	10,113	2.36	152,176	279,370	83.58
ITALY	7,431,036	68,109,795	816.56	18,081,629	66,718,341	268.98
SPAIN	1,536,764	17,383,551	1,031.18	3,130,209	15,887,302	407.55
PORTUGAL	340,201	519,285	52.64	2,154,626	2,818,002	30.79
ICELAND	0	3,303	-	0	13,449	-
GREECE	1,868,680	1,192,206	-36.20	4,869,570	2,082,683	-57.23
DEMOCRATIC REPUBLIC OF THE CONGO	84,092	86,236	2.55	116,715	242,149	107.47
HUNGARY	132,873	141,720	6.66	597,144	490,689	-17.83
POLAND	1,101,838	2,578,394	134.01	3,885,198	4,934,386	27.00
ROMANIA	39,945	5,059,937	12,567.26	259,771	4,362,148	1,579.23
BULGARIA	156,277	41,329	-73.55	628,103	170,009	-72.93
YUGOSLAVIA	38,111	5,189	-86.38	139,716	24,415	-82.53
ALBANIA	27,278	0	-100.00	102,381	0	-100.00
AZERBAIJAN	103	1,282	1,144.66	20,612	159,632	674.46
BELARUS	3,532	4,650	31.65	55,756	79,990	43.46
KAZAKHSTAN	943,500	88,701	-90.60	3,169,477	346,943	-89.05
KYRGYZSTAN	12,917	43,454	236.41	69,404	213,140	207.10
TAJIKISTAN	29,693	81,353	173.98	116,409	255,442	119.43
UKRAINE	68,359	83,493	22.14	318,153	327,155	2.83
UZBEKISTAN	0	85,765	-	0	324,375	-
LITHUANIA	30,009	45,855	52.80	79,615	152,227	91.20
LATVIA	14,974	70,909	373.55	295,509	282,089	-4.54
ESTONIA	123,338	229,285	85.90	46,526	87,626	88.34
GEORGIA	52,279	6,375	-87.81	13,681	18,339	34.05
CROATIA	117,451	68,828	-41.40	348,014	175,921	-49.45
BOSNIA AND HERZEGOVINA	4,197	500	-88.09	49,032	2,150	-95.62
MALTA	58,839	14,219	-75.83	138,041	64,970	-52.93
SLOVAKIA	55,190	11,918	-78.41	2,079,932	757,046	-63.60
SLOVENIA	71,496	77,106	7.85	106,480	125,141	17.53
CZECH REPUBLIC	56,701	116,280	105.08	247,967	608,310	145.32
REP. OF MACEDONIA	9,059	4,600	-49.22	31,186	18,345	-41.18
RUSSIA FEDERATION	643,397	1,220,787	89.74	1,615,622	3,315,542	105.22
BIJI TEMBAGA	685,538,417	890,559,121	29.91	1,105,934,728	2,154,127,451	94.78

TABEL 5. PERKEMBANGAN EKSPOR INDONESIA MENURUT KOMODITI DAN NEGARA TUJUAN

JENIS BARANG	BERAT BERSIH (KG)		PERUB %	NILAI FOB (US \$)		PERUB %
	JAN-APR 2009	JAN-APR 2010		JAN-APR 2009	JAN-APR 2010	
	(1)	(2)	(3)	(4)	(5)	(6)
JAPAN	285,964,100	328,215,650	14.78	433,470,241	793,655,342	83.09
KOREA, REPUBLIC OF	88,333,677	147,695,689	67.20	135,197,744	347,336,254	156.91
TAIWAN	0	92,600	-	0	14,539	-
CHINA	36,517,457	30,945,335	-15.26	61,394,306	75,201,112	22.49
SINGAPORE	10,720,986	177,075	-98.35	12,290,993	11,316	-99.91
PHILIPPINES	71,999,998	22,000,000	-69.44	120,266,392	51,592,812	-57.10
INDIA	82,200,000	169,327,842	105.99	157,479,644	418,098,268	165.49
GERMANY, FED. REP. OF	2,200	21,978,630	998,928.64	80	46,791,800	58,489,650.00
SPAIN	109,799,999	170,126,300	54.94	185,835,328	421,426,008	126.77
BIJI NIKEL	1,920,338,312	4,822,842,249	151.15	51,047,178	147,425,834	188.80
JAPAN	383,616,200	573,999,900	49.63	17,037,767	37,826,012	122.01
CHINA	1,357,682,110	3,586,141,349	164.14	27,351,732	79,011,852	188.87
SINGAPORE	2	0	-100.00	2	0	-100.00
AUSTRALIA	0	318,750,000	-	0	6,443,229	-
UNITED KINGDOM	50,050,000	0	-100.00	2,142,122	0	-100.00
GREECE	47,720,000	70,910,000	48.60	1,171,127	4,749,408	305.54
UKRAINE	81,270,000	273,041,000	235.97	3,344,428	19,395,333	479.93
BAUKSIT	3,357,729,265	7,109,915,113	111.75	51,884,780	125,767,823	142.40
JAPAN	49,000,000	21,335,000	-56.46	900,185	511,400	-43.19
HONG KONG	0	44,170,000	-	0	560,206	-
TAIWAN	33,000,000	0	-100.00	430,501	0	-100.00
CHINA	3,275,729,265	7,010,867,033	114.02	50,554,094	124,243,386	145.76
SWITZERLAND	0	33,543,080	-	0	452,831	-
BIJI TIMAH/TIN	700	0	-100.00	170	0	-100.00
HONG KONG	700	0	-100.00	170	0	-100.00
BATU BARA	53,356,960,128	105,879,367,407	98.44	3,415,334,024	6,129,520,589	79.47
JAPAN	7,007,243,479	12,414,195,364	77.16	524,547,168	879,841,312	67.73
HONG KONG	3,199,397,747	3,320,452,652	3.78	203,851,233	215,393,574	5.66
KOREA, DEMOCRATIC PEOPLE'S REPUB	0	124,813,698	-	0	7,568,581	-
KOREA, REPUBLIC OF	7,267,719,662	15,529,980,072	113.68	421,001,356	872,684,396	107.29
TAIWAN	6,113,434,241	8,544,383,537	39.76	517,564,384	559,475,201	8.10
CHINA	3,158,216,410	27,635,509,666	775.04	185,479,563	1,521,458,380	720.28
THAILAND	2,533,543,741	4,155,849,500	64.03	127,054,206	209,746,339	65.08
SINGAPORE	8,634,028	127,022,158	1,371.18	235,945	5,140,940	2,078.87
PHILIPPINES	1,822,249,438	4,192,089,203	130.05	128,784,028	286,451,780	122.43
MALAYSIA	2,291,687,043	5,318,193,343	132.06	138,822,236	338,548,750	143.87
CAMBODIA	7,503,000	39,286,000	423.60	420,168	2,023,227	381.53
VIET NAM	191,989,000	206,426,034	7.52	11,900,117	11,550,705	-2.94
INDIA	12,502,946,795	17,716,232,879	41.70	691,869,449	810,424,926	17.14
PAKISTAN	546,688,000	690,477,986	26.30	40,613,819	49,197,983	21.14
SRI LANKA	20,572,169	37,255,333	81.10	1,203,472	2,004,168	66.53
UNITED ARAB EMIRATES	12,972	0	-100.00	14,154	0	-100.00
AUSTRALIA	7	61	771.43	14	3	-78.57
NEW ZEALAND	279,265,000	175,020,000	-37.33	13,768,907	8,305,409	-39.68
AMERICAN SAMOA	0	5,233,063	-	0	191,007	-
UNITED STATES	787,320,392	1,444,716,255	83.50	45,497,357	67,871,825	49.18
MEXICO	63,123,000	0	-100.00	5,207,648	0	-100.00
CHILE	362,946,000	286,652,000	-21.02	36,123,203	18,522,443	-48.72
UNITED KINGDOM	594,386,000	0	-100.00	42,972,096	0	-100.00
NETHERLANDS	1,037,079,004	670,286,000	-35.37	63,198,222	43,194,911	-31.65
GERMANY, FED. REP. OF	0	1,400	-	0	72	-
SWITZERLAND	54,593,000	116,435,203	113.28	3,319,253	7,506,168	126.14
ITALY	1,405,162,000	1,897,821,000	35.06	91,167,233	150,847,220	65.46
SPAIN	1,717,329,000	798,449,000	-53.51	102,049,868	38,907,113	-61.87
GREECE	31,501,000	34,998,000	11.10	1,197,038	1,732,401	44.72
POLAND	0	227,502,000	-	0	12,186,803	-
CROATIA	135,566,000	70,000,000	-48.36	4,948,836	3,680,600	-25.63
SLOVENIA	216,852,000	100,086,000	-53.85	12,523,051	5,064,352	-59.56
GRANIT	1,214,615,010	608,111,812	-49.93	11,555,522	4,537,464	-60.73
JAPAN	177,133	192,493	8.67	22,221	46,640	109.89
KOREA, REPUBLIC OF	0	22,280	-	0	12,856	-
SINGAPORE	1,214,229,501	607,489,000	-49.97	11,413,967	4,266,214	-62.62
MALAYSIA	48,020	135,364	181.89	6,550	18,415	181.15
AUSTRALIA	46,543	17,494	-62.41	16,022	9,074	-43.37
UNITED STATES	84,117	120,314	43.03	71,584	96,633	34.99
CANADA	0	44,610	-	0	24,521	-
FRANCE	20,408	90,257	342.26	12,324	63,111	412.10
SPAIN	3,142	0	-100.00	6,889	0	-100.00
POLAND	4,336	0	-100.00	3,125	0	-100.00
SLOVENIA	1,810	0	-100.00	2,840	0	-100.00
PASIR ALAM	23,430	1,004	-95.71	2,497	238	-90.47
JAPAN	1	1,000	99,900.00	1	234	23,300.00

TABEL 5. PERKEMBANGAN EKSPOR INDONESIA MENURUT KOMODITI DAN NEGARA TUJUAN

JENIS BARANG	BERAT BERSIH (KG)		PERUB %	NILAI FOB (US \$)		PERUB %
	JAN-APR 2009	JAN-APR 2010		JAN-APR 2009	JAN-APR 2010	
(1)	(2)	(3)	(4)	(5)	(6)	(7)
PHILIPPINES	22,000	0	-100.00	2,442	0	-100.00
MALAYSIA	0	4	-	0	4	-
DENMARK	400	0	-100.00	4	0	-100.00
ITALY	685	0	-100.00	10	0	-100.00
RUSSIA FEDERATION	344	0	-100.00	40	0	-100.00
HASIL TAMBANG LAIN	2,054,876,925	3,612,956,282	75.82	53,710,884	95,792,125	78.35
JAPAN	5,231,414	8,247,604	57.66	897,251	1,373,431	53.07
HONG KONG	500,000	135,312,132	26,962.43	74,935	2,241,104	2,890.73
KOREA, REPUBLIC OF	10,927,200	6,210,422	-43.17	1,000,622	685,977	-31.44
TAIWAN	8,019,566	9,698,010	20.93	1,008,270	1,334,178	32.32
CHINA	1,198,120,371	2,766,399,607	130.89	38,718,541	80,438,223	107.75
PAPUA NEW GUINEA	30,000	0	-100.00	20,710	0	-100.00
THAILAND	926,623	53,804,229	5,706.49	78,296	1,083,712	1,284.12
SINGAPORE	665,643,987	506,764,915	-23.87	6,578,191	3,833,055	-41.73
PHILIPPINES	6,319,927	450,309	-92.87	302,337	64,068	-78.81
MALAYSIA	4,724,360	23,670,870	401.04	566,308	1,251,463	120.99
MYANMAR (FORM. BURMA)	42,000	0	-100.00	5,230	0	-100.00
CAMBODIA	442,800	776,020	75.25	29,620	56,575	91.00
VIET NAM	2,466,294	2,619,060	6.19	348,118	222,055	-36.21
MALDIVES	206,269	2,700	-98.69	86,455	4,000	-95.37
INDIA	14,158,923	16,423,795	16.00	495,628	675,160	36.22
PAKISTAN	0	60,000	-	0	6,375	-
BANGLADESH	3,043,599	8,766,411	188.03	224,472	309,487	37.87
SRI LANKA	74,750	0	-100.00	7,920	0	-100.00
IRAN (ISLAMIC REPUBLIC OF)	100,000	0	-100.00	30,000	0	-100.00
SAUDI ARABIA	66,000	131,998	100.00	6,600	24,744	274.91
ISRAEL	0	10,000	-	0	2,000	-
KUWAIT	20,000	0	-100.00	5,500	0	-100.00
TURKEY	1,000	26,400	2,540.00	70	2,112	2,917.14
UNITED ARAB EMIRATES	126,997,744	68,458,744	-46.09	1,932,811	1,292,393	-33.13
QATAR	0	50,000	-	0	5,478	-
BAHRAIN	0	37,998	-	0	12,566	-
CYPRUS	11,552	45,000	289.54	3,114	3,600	15.61
SUDAN	0	5,000	-	0	1,000	-
REUNION	585	0	-100.00	333	0	-100.00
ANGOLA	3,994	0	-100.00	3,856	0	-100.00
NIGERIA	165	0	-100.00	308	0	-100.00
GAMBIA	0	3,138	-	0	464	-
SOUTH AFRICA	160,299	44,035	-72.53	12,683	10,156	-19.92
MAURITIUS	20,000	0	-100.00	4,000	0	-100.00
AUSTRALIA	5,618,565	3,293,208	-41.39	737,705	452,275	-38.69
NEW ZEALAND	1,997	0	-100.00	1,118	0	-100.00
NEW CALEDONIA	6,467	133	-97.94	3,356	447	-86.68
FIJI	1,200	0	-100.00	675	0	-100.00
EAST TIMOR	249,600	17,382	-93.04	148,093	8,888	-94.00
UNITED STATES	264,601	387,482	46.44	164,788	96,248	-41.59
CANADA	8,880	0	-100.00	3,799	0	-100.00
BRAZIL	38,116	35,548	-6.74	12,365	19,598	58.50
COSTA RICA	0	7,578	-	0	4,615	-
ANGUILLA	506	0	-100.00	2,067	0	-100.00
FRENCH POLYNESIA	0	5,490	-	0	14,408	-
NETHERLANDS ANTILLES	168	0	-100.00	201	0	-100.00
UNITED KINGDOM	43,087	108,028	150.72	16,990	25,242	48.57
NETHERLANDS	33,446	335,939	904.42	35,811	65,211	82.10
FRANCE	27,353	97,531	256.56	17,547	16,822	-4.13
GERMANY, FED. REP. OF	282,587	113,708	-59.76	56,246	56,710	0.82
AUSTRIA	51	0	-100.00	126	0	-100.00
BELGIUM	2,901	75,901	2,516.37	16,880	25,777	52.71
SWITZERLAND	25	100,000	399,900.00	24,158	6,700	-72.27
DENMARK	5,600	0	-100.00	56	0	-100.00
NORWAY	19,938	0	-100.00	12,540	0	-100.00
SWEDEN	0	19,059	-	0	268	-
FINLAND	0	114,000	-	0	9,120	-
ITALY	42	58,924	140,195.24	150	14,185	9,356.67
SPAIN	8,918	115,268	1,192.53	9,963	24,864	149.56
GREECE	0	48,000	-	0	11,831	-
POLAND	2,827	0	-100.00	3,489	0	-100.00
SLOVENIA	284	4,706	1,557.04	542	5,540	922.14
RUSSIA FEDERATION	344	0	-100.00	40	0	-100.00
BARANG-BARANG SENI	777,004	670,333	-13.73	3,686,838	2,983,628	-19.07
JAPAN	82,043	17,535	-78.63	177,841	61,184	-65.60
HONG KONG	3,035	1,262	-58.42	48,569	21,208	-56.33
KOREA, REPUBLIC OF	2,770	3,948	42.53	70,646	4,930	-93.02
TAIWAN	9,017	2,799	-68.96	318,161	6,829	-97.85
CHINA	805	22,903	2,745.09	17,304	32,992	90.66
PAPUA NEW GUINEA	157	0	-100.00	142	0	-100.00

TABEL 5. PERKEMBANGAN EKSPOR INDONESIA MENURUT KOMODITI DAN NEGARA TUJUAN

JENIS BARANG	BERAT BERSIH (KG)		PERUB	NILAI FOB (US \$)		PERUB
	JAN-APR 2009	JAN-APR 2010	%	JAN-APR 2009	JAN-APR 2010	%
	(1)	(2)	(3)	(4)	(5)	(6)
THAILAND	3,993	618	-84.52	2,647	2,353	-11.11
SINGAPORE	28,260	71,678	153.64	1,120,128	744,178	-33.56
PHILIPPINES	997	2,661	166.90	1,557	2,647	70.01
MALAYSIA	20,815	31,442	51.05	60,366	41,648	-31.01
MYANMAR (FORM. BURMA)	0	250	-	0	96	-
BRUNEI DARUSSALAM	14,225	0	-100.00	6,554	0	-100.00
VIET NAM	0	30	-	0	390	-
MALDIVES	157	36	-77.07	3,004	282	-90.61
INDIA	1,746	1,898	8.71	6,005	11,912	98.37
PAKISTAN	80	0	-100.00	70	0	-100.00
SRI LANKA	588	0	-100.00	138	0	-100.00
IRAN (ISLAMIC REPUBLIC OF)	1,869	943	-49.55	17,947	7,571	-57.81
SAUDI ARABIA	2,287	280	-87.76	6,909	365	-94.72
ISRAEL	0	215	-	0	1,300	-
KUWAIT	367	96	-73.84	850	198	-76.71
JORDAN	0	409	-	0	32	-
LEBANON	667	504	-24.44	2,318	1,061	-54.23
OMAN	77	0	-100.00	510	0	-100.00
TURKEY	34,776	48,198	38.60	72,578	69,897	-3.69
UNITED ARAB EMIRATES	737	2,450	232.43	9,245	6,920	-25.15
QATAR	0	202	-	0	510	-
BAHRAIN	60	1,067	1,678.33	128	16,098	12,476.56
CYPRUS	0	358	-	0	754	-
EGYPT	1,447	0	-100.00	23,181	0	-100.00
MOROCCO	347	0	-100.00	752	0	-100.00
TUNISIA	502	0	-100.00	6,117	0	-100.00
TANZANIA, UNITED REPUBLIC OF	0	77	-	0	666	-
MADAGASCAR	565	362	-35.93	1,158	2,036	75.82
REUNION	5,773	1,646	-71.49	9,282	3,880	-58.20
MOZAMBIQUE	3,703	327	-91.17	9,605	588	-93.88
ANGOLA	1,967	0	-100.00	1,899	0	-100.00
CONGO	643	0	-100.00	4,182	0	-100.00
NIGERIA	3	0	-100.00	18	0	-100.00
GABON	560	408	-27.14	1,149	893	-22.28
SEYCHELLES	345	31	-91.01	408	43	-89.46
DJIBOUTI	0	7	-	0	37	-
SWAZILAND	0	1,384	-	0	1,788	-
SOUTH AFRICA	2,870	5,790	101.74	4,962	10,592	113.46
MAURITIUS	2,058	17,414	746.16	9,909	25,000	152.30
VIRGIN ISLANDS (BRITISH)	32	112	250.00	216	528	144.44
AUSTRALIA	43,533	58,801	35.07	81,079	144,629	78.38
NEW ZEALAND	1,563	2,128	36.15	4,653	3,679	-20.93
GUAM	212	2,702	1,174.53	238	6,752	2,736.97
NEW CALEDONIA	8,236	5,948	-27.78	17,298	7,074	-59.11
VANUATU	203	814	300.99	175	538	207.43
WALLIS AND FUTUNA ISLANDS	0	338	-	0	436	-
COOK ISLANDS	34	182	435.29	165	982	495.15
FIJI	0	104	-	0	786	-
EAST TIMOR	187	1,061	467.38	210	1,036	393.33
UNITED STATES	115,961	57,667	-50.27	290,405	577,074	98.71
CANADA	15,569	6,594	-57.65	42,505	26,573	-37.48
MEXICO	230	2,848	1,138.26	376	7,108	1,790.43
NICARAGUA	0	112	-	0	246	-
CHILE	188	2,092	1,012.77	200	4,110	1,955.00
VENEZUELA	605	731	20.83	1,441	1,454	0.90
ARGENTINA	10	0	-100.00	1,500	0	-100.00
BRAZIL	1,966	2,100	6.82	42,401	139,454	228.89
COLOMBIA	2,080	1,055	-49.28	3,057	1,418	-53.61
URUGUAY	0	148	-	0	165	-
PERU	1,209	0	-100.00	563	0	-100.00
BAHAMAS	0	1,254	-	0	978	-
PUERTO RICO	0	17	-	0	206	-
DOMINICAN REPUBLIC	72	0	-100.00	139	0	-100.00
COSTA RICA	5	937	18,640.00	22	777	3,431.82
HAITI	2,341	0	-100.00	4,469	0	-100.00
CAYMAN ISLANDS	0	162	-	0	176	-
FRENCH GUIANA	933	0	-100.00	1,048	0	-100.00
FRENCH POLYNESIA	6,366	2,300	-63.87	6,196	3,611	-41.72
MARTINIQUE	1,031	1,310	27.06	1,486	2,283	53.63
NETHERLANDS ANTILLES	155	47	-69.68	1,781	26	-98.54
SAINT LUCIA	0	182	-	0	887	-
GUADELOUPE	837	2,603	210.99	1,379	6,016	336.26
UNITED KINGDOM	8,980	2,206	-75.43	165,208	6,259	-96.21
NETHERLANDS	77,588	48,002	-38.13	205,402	189,322	-7.83
FRANCE	55,569	67,119	20.78	196,932	234,189	18.92
GERMANY, FED. REP. OF	26,425	15,390	-41.76	69,841	58,879	-15.70
AUSTRIA	3,223	1,567	-51.38	18,247	34,230	87.59
BELGIUM	26,242	17,221	-34.38	63,166	35,752	-43.40

TABEL 5. PERKEMBANGAN EKSPOR INDONESIA MENURUT KOMODITI DAN NEGARA TUJUAN

JENIS BARANG	BERAT BERSIH (KG)		PERUB	NILAI FOB (US \$)		PERUB
	JAN-APR 2009	JAN-APR 2010	%	JAN-APR 2009	JAN-APR 2010	%
(1)	(2)	(3)	(4)	(5)	(6)	(7)
SWITZERLAND	1,310	3,237	147.10	4,380	7,311	66.92
DENMARK	2,361	613	-74.04	8,938	1,738	-80.55
NORWAY	124	196	58.06	1,926	1,405	-27.05
SWEDEN	790	1,013	28.23	1,167	2,676	129.31
FINLAND	118	239	102.54	192	360	87.50
IRELAND	6	1,491	24,750.00	15	2,985	19,800.00
ITALY	67,123	67,262	0.21	185,041	214,689	16.02
SPAIN	52,061	42,507	-18.35	174,841	158,672	-9.25
PORTUGAL	3,123	303	-90.30	1,916	986	-48.54
GREECE	3,097	5,025	62.25	6,772	3,932	-41.94
DEMOCRATIC REPUBLIC OF THE CONGO	193	0	-100.00	614	0	-100.00
HUNGARY	2,531	611	-75.86	4,000	1,152	-71.20
POLAND	113	67	-40.71	520	1,382	165.77
ROMANIA	858	390	-54.55	1,202	999	-16.89
BULGARIA	0	150	-	0	426	-
UKRAINE	1,178	0	-100.00	1,740	0	-100.00
LITHUANIA	306	0	-100.00	908	0	-100.00
LATVIA	6,000	0	-100.00	45,181	0	-100.00
CROATIA	1,207	796	-34.05	5,220	3,243	-37.87
MALTA	10	0	-100.00	130	0	-100.00
SLOVAKIA	0	48	-	0	78	-
SLOVENIA	2,108	1,130	-46.39	3,110	2,032	-34.66
CZECH REPUBLIC	126	140	11.11	464	710	53.02
RUSSIA FEDERATION	365	33	-90.96	524	341	-34.92
LAINNYA	226	486	115.04	677	4,915	626.00
CHINA	226	486	115.04	677	4,915	626.00
TOTAL EKSPOR	94,145,838,342	158,145,192,674	67.98	31,483,111,847	47,571,931,031	51.10