

Buletin Statistik Perdagangan Luar Negeri
Foreign Trade Statistical Bulletin

EKSPOR /EXPORTS

ISSN : 0216-5775

No. Publikasi / *Publication Number* : 06110.1004

Katalog BPS / *BPS Catalogue*: 8202002

Ukuran Buku / *Book Size* : 21 Cm X 29 Cm

Jumlah Halaman / *Total Pages* : 112 Halaman / *Pages*

Naskah / *Manuscript* :

Bagian Statistik Ekspor

Export Statistics Division

Gambar Kulit / *Cover Design* :

Bagian Statistik Ekspor

Export Statistics Division

Diterbitkan oleh / *Published by* :

Badan Pusat Statistik, Jakarta - Indonesia

CBS, Indonesia

Dicetak oleh / *Printed by* :

CV Sari Intan Perdana

Boleh dikutip dengan menyebut sumbernya

May be cited with reference to the source

<https://www.bps.go.id>

KATA PENGANTAR

Buletin Statistik Perdagangan Luar Negeri Ekspor yang diterbitkan secara bulanan memuat data ekspor menurut sektor, Perkembangan ekspor komoditi pertanian, Perkembangan ekspor komoditi industri, Perkembangan ekspor komoditi pertambangan dan Perkembangan ekspor Indonesia menurut komoditi dan negara tujuan secara kumulatif dari Januari sampai bulan berjalan.

Buletin ini juga menyajikan ulasan singkat tentang perbandingan, pertumbuhan dan peranan serta data pokok yang cukup menonjol atau yang mengalami perubahan yang signifikan. Diharapkan dengan adanya informasi semacam ini, para pengguna data ekspor dapat melihat dan mengikuti perkembangan ekspor secara garis besar.

Kepada para pengguna data, saran dan kritik yang bersifat konstruktif demi penyempurnaan publikasi ini, sangat diharapkan. Dengan demikian usaha BPS untuk meningkatkan pelayanan dan pemasyarakatan statistik (khususnya data Statistik Ekspor) dapat dilaksanakan secara baik dan berkesinambungan.

Jakarta, April 2010

BADAN PUSAT STATISTIK

KEPALA,

DR. Rusman Heriawan

NIP. 340003999

ISI / CONTENT

Halaman / Page

Kata Pengantar / <i>Preface</i>	iii
Isi / <i>Content</i>	iv
Ringkasan / <i>Highlight</i>	v - xiv

Jilid / Volume

Tabel 1. Ringkasan Perkembangan Ekspor Indonesia	1
Tabel 2. Perkembangan Ekspor Komoditi Pertanian	1
Tabel 3. Perkembangan Ekspor Komoditi Industri	2
Tabel 4. Perkembangan Ekspor Komoditi Pertambangan	4
Tabel 5. Perkembangan Ekspor Indonesia Menurut Komoditi dan Negara Tujuan	5

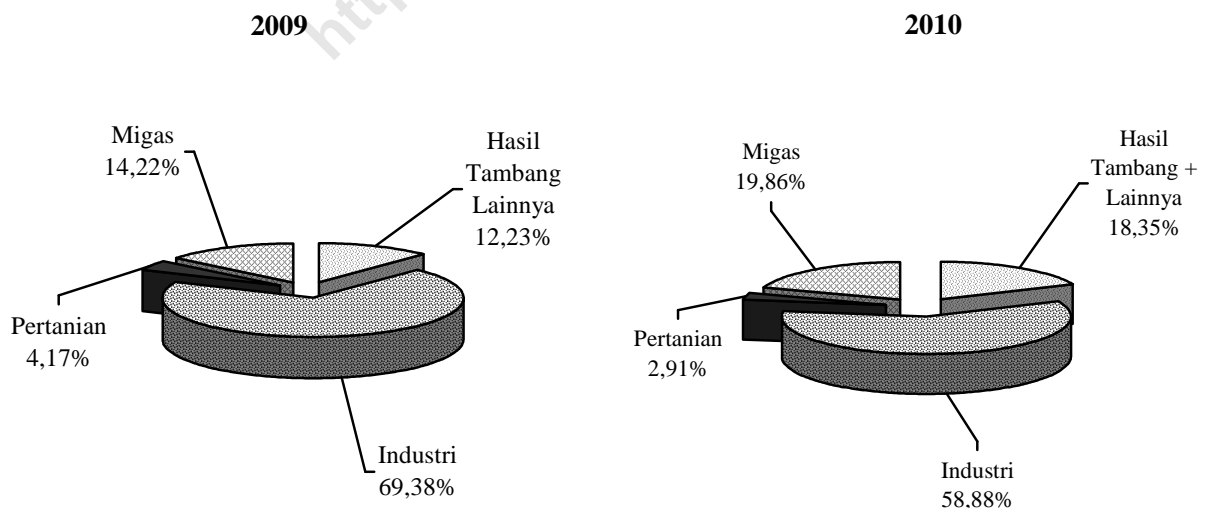
RINGKASAN

Ekspor Indonesia pada periode Januari - Februari 2010 mencapai nilai US\$ 22 762,3 juta dengan volume 78 093,5 ribu ton, yang terdiri dari US\$ 4 520,1 juta hasil ekspor minyak dan gas bumi dan US\$ 18 242,2 juta hasil ekspor komoditi non migas.

Dibandingkan periode yang sama tahun 2009, nilai ekspor naik US\$ 8 347,9 juta, karena adanya peningkatan ekspor non migas senilai US\$ 5 877,8 juta dan dari kelompok migas juga mengalami peningkatan sebesar US\$ 2 470,1 juta atau

naik 120,49 persen dibanding periode yang sama tahun sebelumnya. Dengan demikian, diperlihatkan bahwa penerimaan dari sektor migas masih bisa diharapkan, karena perkembangan harga di pasaran internasional menunjukkan perkembangan yang fluktuatif. Bulan Februari 2010 harga minyak mentah Indonesia US\$ 74,05 per barelnya, naik sebesar US\$ 27,10 per barel dibandingkan bulan Februari 2009.

Grafik 1 : PERBANDINGAN NILAI EKSPOR INDONESIA PADA JANUARI - FEBRUARI 2009 & 2010

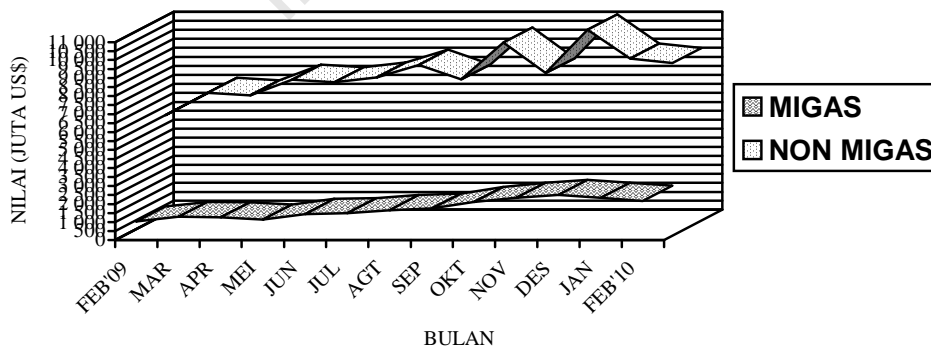


Pada Grafik 1 ditampilkan perbandingan nilai ekspor selama Periode Januari - Februari 2009 dan 2010. Sedangkan trend perkembangannya dari bulan Februari 2009 sampai dengan Februari 2010 disajikan pada Grafik 2, 3, dan 4. Nilai ekspor kelompok migas pada Januari - Februari 2009 senilai US\$ 2 050,0 juta yang terdiri dari minyak mentah, hasil minyak dan gas masing-masing senilai US\$ 824,2 juta, US\$ 289,4 juta, dan US\$ 936,4 juta. Sedangkan pada Januari - Februari 2010 nilai untuk

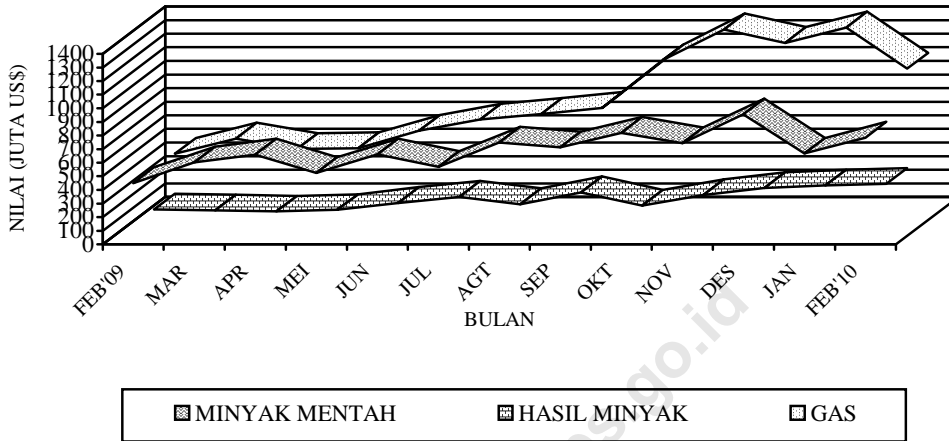
kelompok migas masing-masing sebesar US\$ 1 453,1 juta, US\$ 644,6 juta dan US\$ 2 422,4 juta.

Nilai ekspor untuk kelompok non migas yang terdiri dari hasil pertanian, industri serta hasil tambang dan lainnya pada bulan Januari - Februari 2009 masing-masing US\$ 601,1 juta, US\$ 10 000,0 juta, dan US\$ 1 763,3 juta. Sementara itu pada periode Januari - Februari 2010 masing-masing mencapai US\$ 662,5 juta, US\$ 13 402,7 juta, dan US\$ 4 177,0 juta.

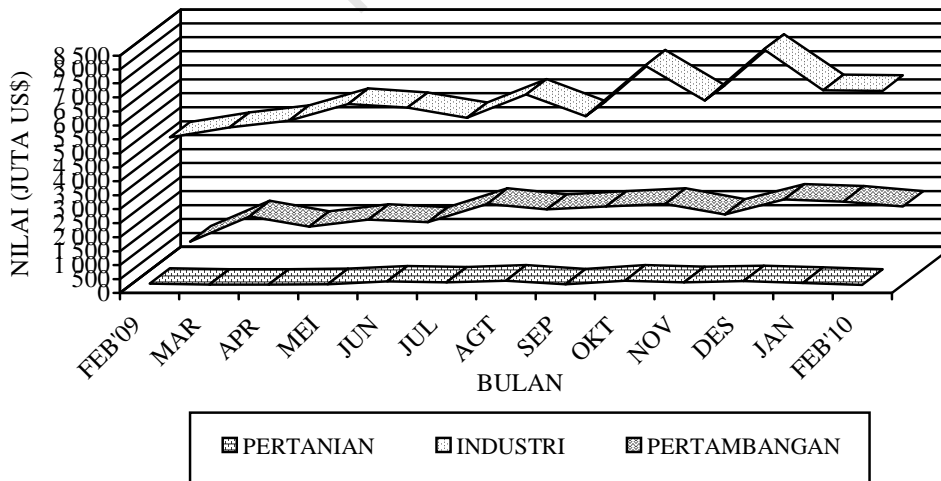
Grafik 2 : PERKEMBANGAN NILAI EKSPOR MIGAS DAN NON MIGAS SELAMA FEBRUARI 2009 SAMPAI DENGAN FEBRUARI 2010



**Grafik 3 : PERKEMBANGAN NILAI EKSPOR KOMODITI MIGAS
SELAMA FEBRUARI 2009 SAMPAI DENGAN FEBRUARI 2010**



**Grafik 4 : PERKEMBANGAN NILAI EKSPOR KOMODITI NON MIGAS
SELAMA FEBRUARI 2009 SAMPAI DENGAN FEBRUARI 2010**



**Tabel A. RINGKASAN EKSPOR NON MIGAS INDONESIA
(JUTA US\$)**

Tahun dan Bulan	Hasil sektor pertanian	Hasil sektor industri	Hasil sektor tambang	Total
[1]	[2]	[3]	[4]	[6]
2008				
Pebruari	306,5	6 930,2	927,6	8 164,5
Maret	334,0	7 870,6	1 037,1	9 241,7
April	376,5	6 861,3	1 202,8	8 440,5
Mei	404,2	8 041,7	1 238,9	9 684,7
Juni	459,2	8 162,3	1 201,9	9 823,5
Juli	450,2	7 707,8	1 487,2	9 645,3
Agustus	417,3	7 647,9	1 445,3	9 510,5
September	423,0	8 118,6	1 280,1	9 821,7
Oktober	358,4	7 038,7	1 507,3	8 904,4
November	359,8	6 631,2	1 229,2	8 220,1
Desember	376,7	5 773,7	1 339,2	7 489,6
2009				
Januari	261,6	4 977,6	1 015,3	6 254,6
Pebruari	339,5	5 022,4	748,0	6 109,8
Maret	307,8	5 373,4	1 651,9	7 333,2
April	307,7	5 614,4	1 278,0	7 200,0
Mei	322,3	6 220,5	1 529,2	8 072,1
Juni	413,2	6 081,5	1 434,7	7 929,3
Juli	379,0	5 720,3	2 096,0	8 195,3
Agustus	443,4	6 556,2	1 890,6	8 890,1
September	316,7	5 773,0	2 003,2	8 092,9
Oktober	443,8	7 591,8	2 095,5	10 131,2
November	388,9	6 340,4	1 708,6	8 220,1
Desember	428,9	8 164,3	2 252,1	10 845,2
2010				
Januari	364,7	6 712,2	2 174,2	9 251,0
Februari	297,8	6 690,5	2 002,8	8 991,2

Dipandang dari negara tujuan ekspor (Tabel B), pada bulan Februari 2010 kelompok migas yang ditujukan ke kawasan Asia Timur dan Asia Selatan & Tenggara masing-masing sebesar US\$ 1 355,5 juta dan sebesar US\$ 585,7 juta memperlihatkan peningkatan dibanding tahun 2009. Negara yang memperlihatkan peningkatan ekspor kelompok migas adalah Jepang dengan persentase peningkatan sebesar 75,27 persen, Thailand dengan persentase

peningkatan sebesar 148,99 persen, Singapura dengan persentase peningkatan sebesar 757,02 persen dan Malaysia dengan persentase peningkatan sebesar 298,85 persen, sedangkan China memperlihatkan penurunan dibanding tahun 2009, dengan persentase penurunan sebesar 37,74 persen. Dari Tabel B juga terlihat bahwa ekspor komoditi migas pada bulan Februari 2010 menunjukkan peningkatan menjadi US\$ 2 175,0 juta.

Tabel B : Perkembangan Ekspor Migas & Non Migas Indonesia Menurut Negara Tujuan, Februari 2009 & Februari 2010 (Juta US\$)

Kawasan Negara Ekspor	Migas			Non Migas		
	Februari 2009	Februari 2010	Perubahan (%)	Februari 2009	Februari 2010	Perubahan (%)
• Asia Timur	812,6	1 355,5	66,81	1 612,2	2 890,6	79,30
- Jepang	418,1	732,8	75,27	721,6	1 056,8	46,46
- China	139,6	86,9	-37,74	377,6	982,2	160,11
• Asia Selatan & Tenggara	113,0	585,7	418,37	1 969,7	2 626,2	33,33
- Muangthai	25,7	64,1	148,99	147,0	273,4	85,99
- Singapura	49,1	420,6	757,02	731,8	711,9	-2,73
- Philipina	0,2	0,2	-1,56	128,0	234,3	82,97
- Malaysia	24,9	96,4	298,85	318,3	438,1	37,65
• Asia Barat	0,0	0,0	-	259,3	378,4	45,93
• Afrika	0,0	0,0	-	200,9	268,7	33,75
• Australia & Oseania	55,1	161,2	192,51	183,8	176,8	-3,78
• Amerika Utara	20,8	72,6	249,18	825,7	957,5	15,96
- Amerika Serikat	20,8	72,6	249,18	790,0	910,3	15,22
• Amerika Tengah & Selatan	0,0	0,0	-	141,6	193,6	36,76
• Eropa Barat	0,0	0,1	-	812,6	1 362,4	67,66
• Eropa Timur	0,0	0,0	-	104,1	136,9	31,49
Total Ekspor	1 001,5	2 175,0	117,17	6 109,9	8 991,2	47,16

Pada kelompok non migas nilai ekspor juga mengalami peningkatan hingga mencapai US\$ 8 991,2 juta. Peningkatan terbesar terjadi ke negara Cina sebesar 160,11 persen.

Pada tabel 1 disajikan ekspor menurut sektor. Disini terlihat bahwa perolehan devisa terbesar pada periode Januari - Februari 2010 berasal dari sektor industri dengan nilai US\$ 13 402,7 juta atau sekitar 58,88 persen dari total ekspor, sedangkan pada periode Januari - Februari 2009 juga berasal dari sektor industri dengan nilai US\$ 10 000,0 juta atau sekitar 69,38 persen dari total ekspor. Dibandingkan periode yang sama tahun sebelumnya, sektor industri mengalami peningkatan 34,03 persen.

Pada tabel 2 disajikan perkembangan ekspor komoditi hasil pertanian, selama periode Januari - Februari 2010, komoditi andalan sektor pertanian antara lain biji coklat dengan nilai US\$ 194,7 juta (29,38 persen); udang segar/beku dengan nilai US\$ 118,3 juta (17,85 persen); ikan dan lain-lain dengan nilai US\$ 109,8 juta (16,58 persen); kopi dengan nilai US\$ 73,2 juta (11,04 persen); rempah-rempah dengan nilai US\$ 35,0 juta (5,28 persen); buah-buahan dengan nilai US\$ 26,5 juta (4,00 persen); teh dengan nilai US\$ 23,6 juta (3,57 persen); bahan nabati lainnya dengan nilai US\$ 16,5 juta

(2,48 persen); tembakau dengan nilai US\$ 11,3 juta (1,70 persen); sayur-sayuran dengan nilai US\$ 7,9 juta (1,19 persen).

Pada tabel 3 disajikan perkembangan ekspor komoditi hasil industri, selama periode Januari - Februari 2010, komoditi andalan sektor industri antara lain minyak nabati dengan nilai US\$ 1 715,5 juta (12,80 persen); tekstil dengan nilai US\$ 1 670,4 juta (12,46 persen); barang dari logam tidak mulia dengan nilai US\$ 1 609,7 juta (12,01 persen); alat listrik, ukur, fotografi, dll dengan nilai US\$ 1 481,4 juta (11,05 persen); karet alam olahan dengan nilai US\$ 1 165,8 juta (8,70 persen); kertas dan barang dari kertas dengan nilai US\$ 592,9 juta (4,42 persen); makanan olahan dengan nilai US\$ 507,8 juta (3,79 persen); bahan kimia dengan nilai US\$ 503,4 juta (3,76 persen); meubel dan bagian-bagiannya dengan nilai US\$ 443,1 juta (3,31 persen); kayu olahan dengan nilai US\$ 436,7 juta (3,26 persen).

Pada tabel 4 disajikan perkembangan ekspor komoditi hasil pertambangan, selama periode Januari - Februari 2010, komoditi andalan sektor pertambangan antara lain batu bara dengan nilai US\$ 3 007,9 juta (72,01 persen) dan biji tembaga dengan nilai US\$ 1 003,2 juta (24,02 persen). Ekspor batu bara mengalami peningkatan 138,50

persen dibanding periode yang sama tahun sebelumnya, sedangkan biji tembaga mengalami peningkatan 143,36 persen dibanding periode yang sama tahun sebelumnya.

Perkembangan ekspor Indonesia menurut komoditi dan negara tujuan yang disajikan pada Tabel 5, memperlihatkan bahwa ekspor selama ini lebih banyak bertumpu pada 15 komoditi utama, (ringkasan disajikan pada Tabel C yang diurut menurut nilai ekspor). Lima belas komoditi tersebut pada periode Januari - Februari 2010 menyumbang sekitar 66,85 persen dari ekspor non migas.

Batu bara mempunyai nilai US\$ 3 007,9 juta, naik US\$ 1 746,7 juta dari tahun lalu, komoditi ini menyumbang sekitar 16,49 persen ekspor non migas nasional pada periode Januari - Februari 2010. Nilai ekspor barang dari minyak kelapa sawit selama periode Januari - Februari 2010 naik US\$ 380,7 juta menjadi US\$ 1 480,9 juta.

Pada periode Januari - Februari 2010 nilai ekspor biji tembaga sebesar US\$ 1 003,2 juta, yang naik dibanding tahun lalu sebesar US\$ 591,0 juta atau naik sekitar 143,36 persen. Komoditi pakaian jadi diekspor dengan nilai US\$ 995,8 juta atau 5,46 persen, alat listrik diekspor dengan nilai

US\$ 893,1 juta atau sekitar 4,90 persen dari perolehan devisa non migas.

Selama periode Januari - Februari 2010, crumb rubber nilai ekspornya mencapai US\$ 816,0 juta, sedangkan tahun sebelumnya senilai US\$ 342,5 juta, atau terjadi peningkatan sekitar US\$ 473,5 juta (138,26 persen). Kertas dan barang dari kertas nilai ekspornya naik US\$ 84,2 juta (16,56 persen) menjadi US\$ 592,9 juta.

Perolehan devisa dari tembaga pada periode Januari - Februari 2010 diekspor dengan nilai US\$ 572,3 juta atau sekitar 3,14 persen dari kelompok non migas. Audio visual pada periode Januari - Februari 2010 diekspor dengan nilai US\$ 509,6 juta, sedangkan tahun sebelumnya US\$ 403,3 juta.

Textil lainnya nilai ekspornya naik US\$ 151,0 juta menjadi US\$ 470,5 juta. Sedangkan nilai ekspor bahan kimia organik dalam periode Januari - Februari 2010 naik 233,20 persen menjadi US\$ 410,2 juta. Meubel & bagian-bagiannya dari bahan lainnya nilai ekspornya naik US\$ 161,7 juta menjadi US\$ 395,9 juta. Besi/baja nilai ekspornya turun US\$ 38,2 juta menjadi US\$ 357,6 juta. Alas kaki (kulit, karet dan kanvas) nilai ekspornya naik US\$ 47,9 juta menjadi US\$ 352,0 juta. Nikel nilai

eksportnya naik US\$ 317,7 juta menjadi US\$ 336,1 juta.

**Tabel C : Ekspor Utama Barang Bukan Migas
Periode Januari - Februari, 2009 dan 2010**

HS	Nilai FOB (Juta US\$)		Perubahan		% Peran 2010 (Terhadap Non Migas)
	2009	2010	Absolut	Persen	
Batu Bara	1 261,2	3 007,9	1 746,7	138,50	16,49
Minyak kelapa sawit	1 100,2	1 480,9	380,7	34,61	8,12
Biji Tembaga	412,2	1 003,2	591,0	143,36	5,50
Pakaian Jadi	976,0	995,8	19,8	2,03	5,46
Alat Listrik	612,2	893,1	280,9	45,89	4,90
Crumb Rubber	342,5	816,0	473,5	138,26	4,47
Kertas dan barang dari Kertas	508,7	592,9	84,2	16,56	3,25
Tembaga	252,9	572,3	319,4	126,32	3,14
Audio Visual	403,3	509,6	106,3	26,37	2,79
Textil lainnya	319,6	470,5	151,0	47,25	2,58
Bahan Kimia Organik	177,0	410,2	233,2	131,71	2,25
Meubel dan bagian-bagiannya dari bahan lainnya	234,2	395,9	161,7	69,07	2,17
Besi/baja	395,7	357,6	-38,2	-9,64	1,96
Alas Kaki (Kulit, Karet dan Kanvas)	304,2	352,0	47,9	15,74	1,93
Nikel	18,4	336,1	317,7	1 727,63	1,84
Total Komoditi Utama	7 318,0	12 194,0	4 876,0	66,83	66,85

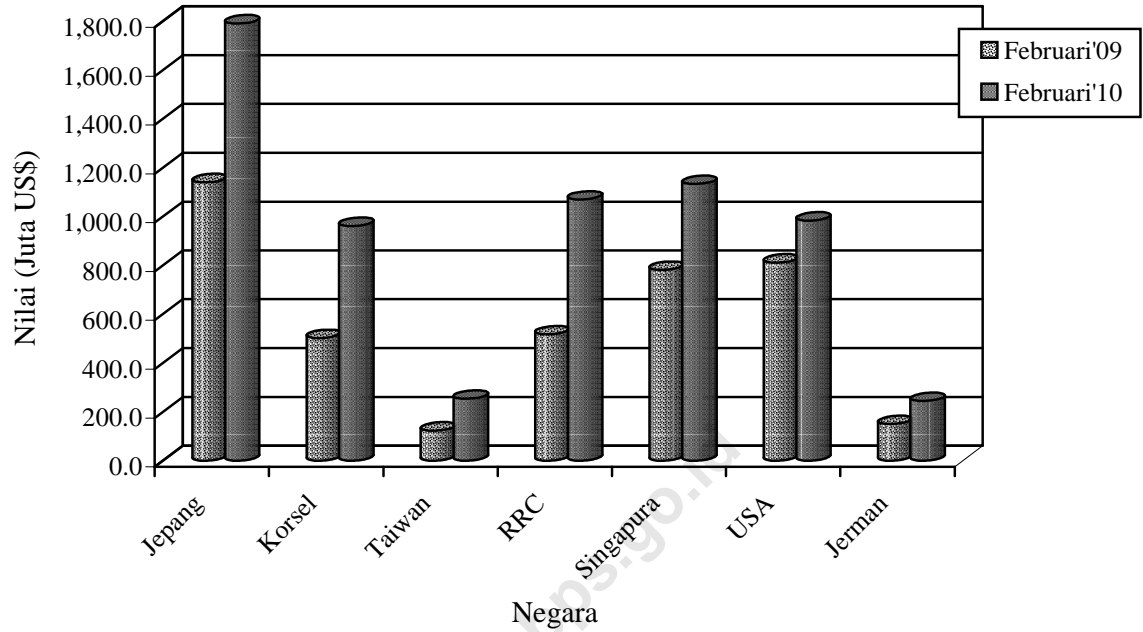
Nilai ekspor periode Januari - Februari 2010, menurut negara kelompok ekonomi, ke kelompok negara APEC adalah yang terbesar yaitu mencapai 74,07 persen dari total ekspor yaitu US\$ 16 859,1 juta, diantaranya US\$ 5 258,5 juta ke ASEAN dan US\$ 2 213,5 juta ke NAFTA. Sementara nilai ekspor ke Uni Eropa sebesar 11,35 persen (US\$ 2 584,4 juta) dan ke Timur Tengah sebesar 3,04 persen (US\$ 691,4 juta). Ditinjau dari perkembangannya, nilai ekspor ke negara-negara APEC naik 66,26 persen dibanding keadaan tahun 2009 yang terdiri dari peningkatan ekspor menuju Jepang sebesar 54,74 persen, menuju ASEAN sebesar 78,25 persen, menuju NAFTA sebesar 26,69 persen dan ke Korea Selatan naik sebesar 112,51 persen

Nilai ekspor periode Januari - Februari 2010, menuju tujuh negara tujuan utama yaitu Jepang, Korea Selatan, Taiwan, RR China, Singapura, Amerika dan Jerman

mencapai sebesar US\$ 13 375,4 juta atau sekitar 58,76 persen dari total ekspor. Dibandingkan periode tahun sebelumnya nilai ini naik US\$ 5 350,8 juta atau sekitar 66,68 persen.

Selain tujuh negara tujuan utama di atas, negara tujuan yang membeli produk nasional di atas US\$ 100 juta pada bulan Februari 2010 antara lain Hongkong, Malaysia dan Australia masing-masing dengan nilai US\$ 172,5 juta, US\$ 534,5 juta dan US\$ 295,9 juta. Sedangkan dari kawasan Eropa antara lain ke Belanda dan Inggris masing-masing dengan nilai US\$ 210,8 juta dan US\$ 127,7 juta.

Grafik 5: EKSPOR INDONESIA MENURUT NEGARA TUJUAN UTAMA BULAN FEBRUARI 2009 & 2010



Perbandingan nilai ekspor bulan Februari 2009 dan 2010 ke beberapa negara tertentu disajikan pada Grafik 5.

TABEL 1. RINGKASAN PERKEMBANGAN EKSPOR INDONESIA

JENIS BARANG	BERAT BERSIH (RIBU TON)		PERUB	NILAI FOB (JUTA US \$)		PERUB
	JAN-FEB 2009	JAN-FEB 2010	%	JAN-FEB 2009	JAN-FEB 2010	%
	(1)	(2)	(3)	(4)	(5)	(6)
Total Ekspor	38,843.6	78,093.5	101.05	14,414.4	22,762.3	57.91
MIGAS	6,681.6	8,660.7	29.62	2,050.0	4,520.1	120.49
MINYAK MENTAH	2,807.1	2,674.1	-4.74	824.2	1,453.1	76.31
HASIL MINYAK	670.2	1,216.0	81.43	289.4	644.6	122.73
GAS ALAM	3,204.2	4,770.6	48.89	936.4	2,422.4	158.69
NON MIGAS	32,162.1	69,432.8	115.88	12,364.4	18,242.2	47.54
HASIL PERTANIAN	365.7	444.8	21.62	601.1	662.5	10.22
HASIL INDUSTRI	7,679.1	8,258.9	7.55	10,000.0	13,402.7	34.03
HASIL TAMBANG	24,117.0	60,728.9	151.81	1,761.6	4,175.7	137.04
LAINNYA	0.3	0.3	8.39	1.7	1.3	-23.20

TABEL 2. PERKEMBANGAN EKSPOR KOMODITI HASIL PERTANIAN

JENIS BARANG	BERAT BERSIH (TON)		PERUB	NILAI FOB (RIBU US \$)		PERUB
	JAN-FEB 2009	JAN-FEB 2010	%	JAN-FEB 2009	JAN-FEB 2010	%
	(1)	(2)	(3)	(4)	(5)	(6)
TOTAL PERTANIAN	365,736	444,802	21.62	601,069	662,492	10.22
KARET ALAM	1,728	1,411	-18.33	1,797	2,798	55.70
KOPI	51,276	37,980	-25.93	102,819	73,159	-28.85
KAYU BULAT	49	0	-100.00	7	0	-100.00
UDANG SEGAR/BEKU	21,644	16,670	-22.98	136,851	118,279	-13.57
TEH	13,207	11,670	-11.64	19,437	23,630	21.57
REMPAH-REMPAH	14,546	14,060	-8.33	30,665	34,995	14.12
-LADA HITAM	3,273	3,000	-8.33	7,409	8,107	9.42
-LADA PUTIH	2,004	1,514	-24.46	7,793	7,172	-7.98
-KAYU MANIS DAN BUNGANYA	3,964	4,664	17.65	3,293	4,561	38.52
-BIJI PALA & BUNGANYA DAN KAPULAGA	3,167	2,995	-5.44	8,457	11,879	40.47
-PANILI	20	44	117.78	171	611	257.56
-LAINNYA	2,118	1,843	-12.95	3,543	2,665	-24.76
TEBAKAU	4,982	5,030	0.95	13,391	11,275	-15.80
BIJI COKLAT	59,481	66,944	12.55	134,457	194,650	44.77
IKAN DAN LAIN-LAIN	54,146	78,769	-21.06	89,888	109,823	22.18
-IKAN TONGKOL/TUNA	9,871	7,793	-21.06	21,597	20,586	-4.68
-UBUR-UBUR	690	2,155	212.43	1,427	2,828	98.25
-KEPITING, KERANG-KERANGAN	6,560	10,037	53.01	20,072	25,958	29.32
-BEKICOT	377	261	-30.88	1,051	742	-29.42
-IKAN LAINNYA	36,648	58,524	59.69	45,741	59,709	30.54
BIJI-BIJIAN	30,646	60,991	12,692.13	2,821	5,404	91.60
-BIJI BUNGA	0	23	12,692.13	517	565	9.25
-BIJI KAPAS	0	281	-	0	59	-
-BIJI LAINNYA	30,645	60,687	98.03	2,303	4,780	107.53
BULU BEBEK	11	43	290.33	9	30	251.17
DAMAR DAN GETAH DAMAR	3,068	6,554	113.60	2,750	6,149	123.61
KOPAL DAN LAIN-LAIN	4,047	3,965	-2.04	3,207	3,007	-6.23
SAYUR-SAYURAN	8,702	14,214	63.34	4,558	7,892	73.15
BUAH-BUAHAN	41,752	45,280	8.45	20,904	26,486	26.70
KULIT KERANG DAN LAIN-LAIN	579	2,742	373.94	228	1,483	550.19
TANAMAN OBAT	1,533	1,624	5.95	2,138	1,378	-35.56

TABEL 2. PERKEMBANGAN EKSOR KOMODITI HASIL PERTANIAN

JENIS BARANG	BERAT BERSIH (TON)		PERUB	NILAI FOB (RIBU US \$)		PERUB
	JAN-FEB 2009	JAN-FEB 2010	%	JAN-FEB 2009	JAN-FEB 2010	%
	(1)	(2)	(3)	(4)	(5)	(6)
BAHAN NABATI LAINNYA	12,891	36,219	9.82	13,414	16,456	22.68
-GANGGANG LAUT	12,421	13,641	9.82	13,187	15,562	18.01
-LAINNYA	470	22,578	4,704.90	227	894	293.18
HASIL PERTANIAN LAINNYA	41,449	40,638	108.30	21,730	25,598	17.80
-MUTIARA	0	1	108.30	1,149	4,026	250.27
-LAINNYA	41,449	40,637	-1.96	20,580	21,572	4.82

TABEL 3. PERKEMBANGAN EKSPOR KOMODITI HASIL INDUSTRI

JENIS BARANG	BERAT BERSIH (TON)		PERUB	NILAI FOB (RIBU US \$)		PERUB
	JAN-FEB 2009	JAN-FEB 2010	%	JAN-FEB 2009	JAN-FEB 2010	%
	(1)	(2)	(3)	(4)	(5)	(6)
TOTAL INDUSTRI	7,679,082	8,258,861	7.55	10,000,011	13,402,696	34.03
KAYU OLAHAN	280,115	541,882	93.45	289,530	436,685	50.83
-KAYU LAPIS	160,363	289,186	80.33	136,285	250,189	83.58
-KAYU GERGAJIAN	5,576	4,734	-15.10	5,853	4,535	-22.51
-KAYU OLAHAN LAIN	114,176	247,962	117.17	147,392	181,960	23.45
BARANG DARI LOGAM TIDAK MULIA	455,405	460,402	1.10	943,176	1,609,697	70.67
-TIMAH	17,441	13,460	-22.83	188,539	200,602	6.40
-ALUMINIUM	29,784	42,798	43.70	62,197	110,455	77.59
-NIKEL	3,105	30,711	889.23	18,389	336,084	1,727.60
-BESI/BAJA	347,179	309,334	-10.90	395,734	357,573	-9.64
-TEMBAGA	50,309	53,391	6.13	252,856	572,266	126.32
-SENG	619	553	-10.78	649	544	-16.26
-LOGAM TIDAK MULIA LAIN	6,968	10,155	45.74	24,812	32,174	29.67
TEKSTIL	258,107	303,203	17.47	1,471,835	1,670,385	13.49
-PAKAIAN JADI	61,365	67,631	10.21	975,994	995,791	2.03
-KAIN TENUN	31,968	37,700	17.93	176,288	204,055	15.75
-TEKSTIL LAINNYA	164,774	197,872	20.09	319,553	470,539	47.25
KARET ALAM OLAHAN	312,425	398,270	27.48	576,466	1,165,808	102.23
-BARANG DARI KARET	58,601	87,432	49.20	211,917	305,495	44.16
-SHEET	9,897	7,766	-21.53	14,952	20,992	40.39
-CRUMB RUBBER	239,173	294,586	23.17	342,472	815,978	138.26
-CREPE	4,755	8,485	78.43	7,125	23,343	227.63
MAKANAN TERNAK	532,917	551,641	3.51	37,921	42,691	12.58
-BUNGKIL KELAPA	18,834	30,281	60.78	3,236	3,185	-1.58
-DEDAK/BEKATUL	59,074	52,150	-11.72	7,746	8,281	6.90
-LAINNYA	455,009	469,210	3.12	26,939	31,224	15.91
MINYAK ATSIRI DAN LAINNYA	10,404	12,722	22.27	49,207	64,396	30.87
-MINYAK ATSIRI LAINNYA	572	763	33.37	12,211	18,956	55.23
-WANGI-WANGIAN DARI MINYAK ATSIRI	9,832	11,959	21.63	36,996	45,440	22.82
ROTAN OLAHAN	3,701	4,725	27.68	3,798	4,353	14.61
MINYAK NABATI	2,562,446	2,369,779	-7.52	1,293,480	1,715,510	32.63
-MINYAK KELAPA SAWIT	2,233,256	2,070,831	-7.27	1,100,175	1,480,923	34.61
-MINYAK BIJI KELAPA SAWIT	248,107	218,453	-11.95	138,821	171,070	23.23
-MINYAK NABATI LAIN	81,083	80,495	-0.73	54,484	63,517	16.58
ASAM BERLEMAK	115,268	136,886	18.75	58,771	104,539	77.88
-STEARIN	20,848	26,608	27.63	12,429	23,026	85.26
-ASAM BERLEMAK LAIN	94,420	110,278	16.80	46,342	81,513	75.89

TABEL 3. PERKEMBANGAN EKSPOR KOMODITI HASIL INDUSTRI

JENIS BARANG	BERAT BERSIH (TON)		PERUB	NILAI FOB (RIBU US \$)		PERUB
	JAN-FEB 2009	JAN-FEB 2010	%	JAN-FEB 2009	JAN-FEB 2010	%
	(1)	(2)	(3)	(4)	(5)	(6)
ALAT LISTRIK, UKUR, FOGRAFI, DLL	82,778	104,954	26.79	1,084,081	1,481,374	36.65
-ALAT LISTRIK	62,508	81,917	31.05	612,165	893,101	45.89
-DIODE TRANSISTOR	226	141	-37.57	15,284	32,353	111.67
-AUDIO VISUAL	18,254	21,306	16.72	403,303	509,645	26.37
-FOTOGRAFI DAN OPTIK	482	628	30.37	29,787	26,773	-10.12
-ALAT UKUR	141	69	-50.84	3,839	1,586	-58.69
-LONCENG, ARLOJI DAN BAGIANNYA	1,168	893	-23.55	19,703	17,917	-9.06
MAKANAN OLAHAN	211,317	266,450	26.09	414,014	507,787	22.65
-COKLAT OLAHAN	16,929	15,891	-6.13	55,159	59,737	8.30
-GULA TETES	19,175	56,829	196.37	1,790	8,068	350.73
-KERUPUK UDANG	1,175	1,177	0.18	1,976	2,062	4.39
-BUAH/SAYURAN OLAHAN	64,423	58,129	-9.77	44,456	39,277	-11.65
-MINUMAN OLAHAN	14,608	17,554	20.17	8,704	9,680	11.21
-ROKOK DAN TEMBAKAU OLAHAN	11,901	15,714	32.04	75,285	104,041	38.20
-DAGING TERNAK	509	567	11.29	2,071	2,356	13.74
-DAGING UNGGAS	0	27	193,150.00	1	14	1,059.58
-IKAN OLAHAN	27,457	32,729	19.20	112,806	124,235	10.13
-BERAS GILING	101	34	-66.25	69	39	-43.46
-KOPI OLAHAN	18	6	-66.67	55	31	-42.81
-TEH OLAHAN	1,422	1,475	3.71	3,805	5,476	43.91
-GULA PASIR	126	115	-8.66	82	184	125.50
-GULA LAINNYA	2,342	2,365	0.98	1,591	1,567	-1.47
-MAKANAN OLAHAN LAINNYA	51,132	63,838	24.85	106,164	151,019	42.25
SEMEN	291,097	151,501	-47.96	14,114	5,780	-59.05
BARANG ANYAMAN	2,181	2,172	-0.44	6,844	7,027	2.67
-DARI ROTAN	517	734	41.98	1,918	2,643	37.83
-DARI BAHAN LAINNYA	1,664	1,437	-13.63	4,927	4,384	-11.02
MEUBEL DAN BAGIAN-BAGIANNYA	106,393	165,397	55.46	277,278	443,104	59.80
-DARI ROTAN	17,653	18,646	5.63	43,105	47,182	9.46
-DARI BAHAN LAINNYA	88,740	146,751	65.37	234,173	395,921	69.07
BAHAN KIMIA	422,764	667,602	57.91	212,714	503,440	136.68
-AN ORGANIK	128,911	200,327	55.40	27,706	56,734	104.77
-ORGANIK	272,163	418,427	53.74	177,034	410,214	131.72
-LAINNYA	21,689	48,848	125.22	7,974	36,492	357.66
PUPUK	31,755	74,268	133.88	14,105	21,598	53.12
PRODUK PHARMASI	1,328	2,230	67.98	28,028	45,697	63.04
KULIT DAN BARANG DARI KULIT	1,383	1,889	36.54	27,649	27,310	-1.22
KACA DAN BARANG DARI KACA	94,995	117,475	23.66	49,999	61,103	22.21
KERTAS DAN BARANG DARI KERTAS	684,974	704,120	2.80	508,658	592,878	16.56
INDUSTRI LAINNYA	1,217,327	1,221,294	0.33	2,638,344	2,891,535	9.60
-GLISEROL DAN LARUTAN ALKALI	8,103	2,171	-73.21	1,484	474	-68.07
-MARGARIN DAN LEMAK LAINNYA	52,136	54,191	3.94	35,050	45,562	29.99
-SABUN MANDI DAN CUCI	78,121	88,847	13.73	74,529	88,770	19.11
-BAHAN CELUP ORGANIK SINTETIK	2,305	3,397	47.40	10,580	14,621	38.20
-PREPARAT PEMBASMI KUMAN, DLL	8,404	11,690	39.10	27,347	33,589	22.82
-DAMAR TIRUAN, BAHAN PLASTIK	186,082	176,274	-5.27	249,751	296,812	18.84
-BAHAN KERTAS	407,458	308,167	-24.37	145,186	166,768	14.86
-ALAS KAKI (KULIT, KARET DAN KANVAS)	20,339	25,425	25.00	304,155	352,030	15.74
-PRODUK KERAMIK	51,474	60,678	17.88	30,678	47,126	53.61
-EMAS BATANGAN	6	3	-44.53	170,486	113,780	-33.26
-PESAWAT UDARA DAN BAGIANNYA	201	190	-5.20	9,851	12,917	31.12
-KAPAL LAUT DAN SEJENISNYA	76,844	66,075	-14.01	128,139	171,902	34.15
-PERLENGKAPAN OLAHRAGA DAN MAINAN	3,450	4,069	17.94	32,792	41,188	25.60

TABEL 3. PERKEMBANGAN EKSPOR KOMODITI HASIL INDUSTRI

JENIS BARANG	BERAT BERSIH (TON)		PERUB	NILAI FOB (RIBU US \$)		PERUB
	JAN-FEB 2009	JAN-FEB 2010	%	JAN-FEB 2009	JAN-FEB 2010	%
(1)	(2)	(3)	(4)	(5)	(6)	(7)
-PENA DAN PENSIL	920	1,086	17.96	8,596	9,635	12.08
-BATU SEMI PERMATA	0	0	-100.00	47	0	-100.00
-KOPER, TAS, DOMPET PLASTIK/TEKSTIL	1,082	1,363	25.96	8,260	8,690	5.21
-BARANG DARI LOGAM MULIA	51	53	4.12	90,346	22,522	-75.07
-PETI KEMAS	156	287	83.96	1,131	966	-14.62
-KOMPUTER DAN BAGIANNYA	6,228	5,114	-17.89	145,456	143,715	-1.20
-KENDARAAN BERMOTOR RODA 2 DAN 3	1,259	660	-47.61	10,067	5,402	-46.34
-KENDARAAN BERMOTOR RODA 4 DAN LE	21,079	17,007	-19.32	150,016	127,565	-14.97
-SUKU CADANG MESIN	8,032	13,502	68.10	121,466	129,847	6.90
-SUKU CADANG KENDARAAN	17,310	29,744	71.83	118,201	202,915	71.67
-UBI KAYU OLAHAN	8,866	18,643	110.27	1,145	3,194	178.96
-INDUSTRI LAINNYA	257,420	332,658	29.23	763,585	851,547	11.52

TABEL 4. PERKEMBANGAN EKSPOR KOMODITI HASIL PERTAMBANGAN

JENIS BARANG	BERAT BERSIH (TON)		PERUB	NILAI FOB (RIBU US \$)		PERUB
	JAN-FEB 2009	JAN-FEB 2010	%	JAN-FEB 2009	JAN-FEB 2010	%
(1)	(2)	(3)	(4)	(5)	(6)	(7)
TOTAL PERTAMBANGAN	24,116,985	60,728,865	151.81	1,761,600	4,175,658	137.04
BIJI TEMBAGA	295,489	388,257	31.39	412,221	1,003,182	143.36
BIJI NIKEL	875,134	2,458,474	180.93	29,651	72,189	143.47
BAUKSIT	1,407,065	2,947,196	109.46	21,416	52,939	147.20
BIJI TIMAH/TIN	1	0	-100.0	0	0	-100.00
BATU BARA	19,354,887	53,372,556	175.76	1,261,160	3,007,892	138.50
GRANIT	801,423	294,727	-63.22	7,648	2,269	-70.34
PASIR ALAM	23	0	-99.98	2	0	-99.84
HASIL TAMBANG LAIN	1,382,964	1,267,656	-8.34	29,501	37,186	26.05

TABEL 5. PERKEMBANGAN EKSPOR INDONESIA MENURUT KOMODITI DAN NEGARA TUJUAN

JENIS BARANG	BERAT BERSIH (KG)		PERUB %	NILAI FOB (US \$)		PERUB %
	JAN-FEB 2009	JAN-FEB 2010		JAN-FEB 2009	JAN-FEB 2010	
	(1)	(2)	(3)	(4)	(5)	(6)
MINYAK MENTAH	2,807,149,465	2,674,140,393	-4.74	824,173,348	1,453,126,902	76.31
JAPAN	748,428,251	641,063,458	-14.35	221,509,459	352,275,089	59.03
KOREA, REPUBLIC OF	476,208,504	568,803,041	19.44	130,424,076	302,322,486	131.80
TAIWAN	103,846,962	0	-100.00	27,062,428	0	-100.00
CHINA	323,793,399	51,908,269	-83.97	102,702,473	29,011,778	-71.75
THAILAND	83,438,501	208,378,244	149.74	25,726,015	115,433,520	348.70
SINGAPORE	303,481,071	227,341,037	-25.09	86,297,251	124,707,917	44.51
PHILIPPINES	0	13,484,914	-	0	7,359,398	-
MALAYSIA	60,668,206	195,725,057	222.62	15,738,417	104,960,069	566.90
AUSTRALIA	463,922,212	470,105,616	1.33	144,258,308	255,486,815	77.10
NEW ZEALAND	25,421,379	0	-100.00	8,158,688	0	-100.00
UNITED STATES	136,854,475	297,330,757	117.26	39,345,779	161,569,830	310.64
CHILE	81,086,505	0	-100.00	22,950,454	0	-100.00
HASIL MINYAK	670,189,169	1,215,956,702	81.43	289,394,635	644,558,426	122.73
JAPAN	174,599,413	197,312,293	13.01	77,018,687	95,303,506	23.74
KOREA, REPUBLIC OF	123,574,891	259,380,616	109.90	54,487,603	147,902,335	171.44
TAIWAN	3,058,585	3,520,294	15.10	987,311	708,644	-28.22
CHINA	79,581,861	261,533,352	228.63	32,518,670	123,646,649	280.23
THAILAND	10,060,988	238,881	-97.63	4,417,791	262,633	-94.06
SINGAPORE	151,158,204	257,635,226	70.44	67,309,376	139,200,444	106.81
PHILIPPINES	392,529	35,291,612	8,890.83	301,145	22,872,756	7,495.26
MALAYSIA	79,841,077	194,275,645	143.33	33,284,808	110,621,310	232.35
MYANMAR (FORM. BURMA)	13,466	0	-100.00	19,167	0	-100.00
INDIA	47,331,054	611,860	-98.71	18,543,642	406,683	-97.81
PAKISTAN	117,442	49,980	-57.44	184,255	56,327	-69.43
UNITED ARAB EMIRATES	0	167,131	-	0	215,470	-
NIGERIA	0	16,603	-	0	19,927	-
AUSTRALIA	13,600	14,000	2.94	15,652	14,680	-6.21
NEW ZEALAND	31,960	19,000	-40.55	45,094	24,415	-45.86
EAST TIMOR	338,021	5,610,660	1,559.86	164,052	3,088,221	1,782.46
GERMANY, FED. REP. OF	0	194,750	-	0	129,326	-
FINLAND	0	84,799	-	0	85,100	-
RUSSIA FEDERATION	76,078	0	-100.00	97,382	0	-100.00
GAS ALAM	3,204,215,613	4,770,602,800	48.89	936,432,970	2,422,444,983	158.69
JAPAN	2,184,096,321	2,124,032,611	-2.75	602,765,529	936,760,752	55.41
KOREA, REPUBLIC OF	640,334,141	644,099,700	0.59	210,170,367	394,308,789	87.61
TAIWAN	0	307,323,187	-	0	189,786,504	-
CHINA	376,085,808	0	-100.00	122,370,772	0	-100.00
THAILAND	3,699,343	10,667,116	188.35	1,126,302	8,826,604	683.68
SINGAPORE	0	1,285,694,984	-	0	829,839,499	-
MALAYSIA	0	395,740,383	-	0	58,947,690	-
INDIA	0	3,002,419	-	0	3,933,169	-
EAST TIMOR	0	42,400	-	0	41,976	-
KARET ALAM	1,728,187	1,411,409	-18.33	1,797,025	2,797,982	55.70
JAPAN	36,000	0	-100.00	198,000	0	-100.00
KOREA, REPUBLIC OF	0	13,108	-	0	87,705	-
CHINA	948,979	544,460	-42.63	827,723	881,095	6.45
SINGAPORE	49,000	49,961	1.96	23,070	27,654	19.87
MALAYSIA	0	55,320	-	0	108,732	-
TURKEY	180,000	42,000	-76.67	166,700	80,220	-51.88
UNITED ARAB EMIRATES	0	322,560	-	0	873,976	-
UNITED STATES	214,200	84,000	-60.78	289,170	159,600	-44.81
BRAZIL	300,000	300,000	0.00	292,000	579,000	98.29
GERMANY, FED. REP. OF	8	0	-100.00	362	0	-100.00
KOPI	51,276,401	37,979,582	-25.93	102,818,792	73,159,283	-28.85
JAPAN	8,873,294	8,656,751	-2.44	18,815,580	15,520,435	-17.51
HONG KONG	248,098	17,999	-92.75	458,058	53,100	-88.41
KOREA, REPUBLIC OF	103,312	978,237	846.88	221,803	1,338,697	503.55
TAIWAN	841,375	939,911	11.71	1,868,912	2,372,070	26.92
CHINA	157,200	148,800	-5.34	257,810	343,417	33.21
SINGAPORE	1,435,730	619,983	-56.82	3,096,699	938,676	-69.69
PHILIPPINES	18,000	101,099	461.66	40,575	229,255	465.02
MALAYSIA	2,200,073	3,379,090	53.59	3,387,480	4,313,569	27.34
VIET NAM	0	3,450	-	0	5,779	-
INDIA	210,000	0	-100.00	321,510	0	-100.00
IRAN (ISLAMIC REPUBLIC OF)	458,400	337,200	-26.44	779,862	514,640	-34.01
SAUDI ARABIA	21,000	5,999	-71.43	48,334	18,125	-62.50
OMAN	40,000	0	-100.00	72,400	0	-100.00
UNITED ARAB EMIRATES	159,900	73,200	-54.22	314,291	170,498	-45.75
EGYPT	1,770,000	1,797,600	1.56	3,326,085	2,861,046	-13.98
MOROCCO	728,400	790,800	8.57	1,294,946	1,097,422	-15.25
ALGERIA	2,174,400	0	-100.00	4,459,965	0	-100.00
SOUTH AFRICA	19,200	74,399	287.49	56,160	260,070	363.09
AUSTRALIA	254,399	359,400	41.27	695,080	1,128,870	62.41

TABEL 5. PERKEMBANGAN EKSPOR INDONESIA MENURUT KOMODITI DAN NEGARA TUJUAN

JENIS BARANG	BERAT BERSIH (KG)		PERUB	NILAI FOB (US \$)		PERUB
	JAN-FEB 2009	JAN-FEB 2010	%	JAN-FEB 2009	JAN-FEB 2010	%
	(1)	(2)	(3)	(4)	(5)	(6)
NEW ZEALAND	36,000	84,899	135.83	118,579	291,679	145.98
EAST TIMOR	0	150	-	0	24	-
UNITED STATES	9,006,014	5,254,676	-41.65	26,623,761	17,160,917	-35.54
CANADA	561,899	348,300	-38.01	1,756,401	1,258,658	-28.34
MEXICO	144,000	396,000	175.00	459,375	865,416	88.39
ECUADOR	1,128,000	729,600	-35.32	1,724,176	948,906	-44.96
COSTA RICA	0	37,200	-	0	67,332	-
UNITED KINGDOM	1,739,454	1,763,643	1.39	2,820,953	3,186,007	12.94
NETHERLANDS	91,713	436,857	376.33	218,716	820,358	275.08
FRANCE	414,000	38,400	-90.72	650,042	72,192	-88.89
GERMANY, FED. REP. OF	10,351,940	3,456,160	-66.61	14,700,406	5,805,402	-60.51
BELGIUM	1,206,661	688,700	-42.93	2,697,072	1,453,160	-46.12
SWITZERLAND	90,000	203,700	126.33	145,430	336,397	131.31
DENMARK	75,200	95,500	26.99	150,453	202,822	34.81
NORWAY	54,000	18,000	-66.67	152,640	62,100	-59.32
SWEDEN	35,999	53,999	50.00	115,650	209,475	81.13
FINLAND	0	38,400	-	0	72,192	-
IRELAND	36,000	51,600	43.33	119,700	178,410	49.05
ITALY	3,234,000	3,941,580	21.88	5,386,780	5,849,123	8.58
SPAIN	365,400	113,400	-68.97	647,253	169,844	-73.76
PORTUGAL	166,800	184,500	10.61	304,720	247,302	-18.84
GREECE	315,000	129,600	-58.86	447,814	177,535	-60.36
POLAND	134,400	0	-100.00	229,573	0	-100.00
ROMANIA	449,460	222,000	-50.61	793,069	313,545	-60.46
BULGARIA	350,400	262,200	-25.17	590,972	385,643	-34.74
ARMENIA	0	74,400	-	0	107,322	-
UKRAINE	0	18,000	-	0	36,174	-
LATVIA	0	37,200	-	0	85,560	-
ESTONIA	0	153,000	-	0	206,484	-
GEORGIA	861,300	756,000	-12.23	1,424,808	1,074,277	-24.60
MALTA	199,980	0	-100.00	214,038	0	-100.00
CZECH REPUBLIC	42,000	0	-100.00	64,260	0	-100.00
RUSSIA FEDERATION	474,000	108,000	-77.22	746,601	349,358	-53.21
KAYU BULAT	48,501	0	-100.00	6,869	0	-100.00
JAPAN	1	0	-100.00	1	0	-100.00
HONG KONG	1	0	-100.00	6	0	-100.00
KOREA, REPUBLIC OF	2	0	-100.00	5	0	-100.00
SINGAPORE	1	0	-100.00	5	0	-100.00
MALAYSIA	48,495	0	-100.00	6,847	0	-100.00
UNITED ARAB EMIRATES	1	0	-100.00	5	0	-100.00
UDANG SEGAR/BEKU	21,643,774	16,669,805	-22.98	136,850,741	118,278,550	-13.57
JAPAN	6,018,007	4,928,721	-18.10	48,388,355	44,423,116	-8.19
HONG KONG	679,043	656,940	-3.26	2,706,281	3,268,304	20.77
KOREA, REPUBLIC OF	185,784	62,076	-66.59	899,166	279,257	-68.94
TAIWAN	204,209	523,678	156.44	482,653	1,108,279	129.62
CHINA	785,474	118,639	-84.90	3,800,174	578,908	-84.77
MACAU	2,541	520	-79.54	2,718	520	-80.87
THAILAND	15,188	500,689	3,196.61	148,296	402,186	171.20
SINGAPORE	413,438	291,228	-29.56	915,141	786,274	-14.08
PHILIPPINES	1,160	150	-87.07	627	1,050	67.46
MALAYSIA	557,442	456,375	-18.13	614,722	462,933	-24.69
BRUNEI DARUSSALAM	47	0	-100.00	1,240	0	-100.00
VIET NAM	222,778	180,427	-19.01	1,263,450	1,475,541	16.79
IRAN (ISLAMIC REPUBLIC OF)	459	0	-100.00	729	0	-100.00
KUWAIT	669	0	-100.00	715	0	-100.00
LEBANON	6,555	10,225	55.99	26,962	34,553	28.15
SYRIA ARAB REPUBLIC	183	0	-100.00	85	0	-100.00
TURKEY	6,750	391	-94.21	16,800	410	-97.56
UNITED ARAB EMIRATES	227	57,600	25,274.45	1,632	172,019	10,440.38
CYPRUS	15,327	0	-100.00	46,227	0	-100.00
EGYPT	123,716	31,608	-74.45	865,723	385,257	-55.50
REUNION	49,688	9,230	-81.42	327,481	51,530	-84.26
SOUTH AFRICA	712	0	-100.00	1,572	0	-100.00
MAURITIUS	0	2,234	-	0	5,623	-
AUSTRALIA	62,128	49,883	-19.71	495,329	444,378	-10.29
NEW ZEALAND	331	0	-100.00	116	0	-100.00
EAST TIMOR	0	3,400	-	0	739	-
UNITED STATES	9,466,424	6,423,469	-32.14	59,168,967	49,011,403	-17.17
CANADA	84,826	98,133	15.69	421,553	624,777	48.21
TRINIDAD AND TOBAGO	0	17,706	-	0	110,426	-
PUERTO RICO	197,592	287,110	45.30	1,204,209	2,121,395	76.17
UNITED KINGDOM	992,061	736,060	-25.80	6,402,220	5,273,113	-17.64
NETHERLANDS	267,612	196,556	-26.55	1,126,980	943,009	-16.32
FRANCE	208,312	199,964	-4.01	1,199,010	1,483,257	23.71
GERMANY, FED. REP. OF	108,636	38,629	-64.44	776,857	289,726	-62.71
AUSTRIA	2,388	9	-99.62	3,327	118	-96.45

TABEL 5. PERKEMBANGAN EKSPOR INDONESIA MENURUT KOMODITI DAN NEGARA TUJUAN

JENIS BARANG	BERAT BERSIH (KG)		PERUB %	NILAI FOB (US \$)		PERUB %
	JAN-FEB 2009	JAN-FEB 2010		JAN-FEB 2009	JAN-FEB 2010	
	(1)	(2)	(3)	(4)	(5)	(6)
BELGIUM	668,404	524,335	-21.55	4,230,133	3,497,853	-17.31
SWITZERLAND	56,980	0	-100.00	415,747	0	-100.00
DENMARK	731	47,282	6,368.13	135	199,225	147,474.07
NORWAY	426	0	-100.00	715	0	-100.00
SWEDEN	21,376	19,248	-9.96	189,246	164,722	-12.96
IRELAND	163	0	-100.00	471	0	-100.00
ITALY	178,850	175,204	-2.04	575,345	466,416	-18.93
SPAIN	11,457	226	-98.03	59,932	1,275	-97.87
PORTUGAL	18,567	0	-100.00	56,879	0	-100.00
GREECE	1,356	0	-100.00	3,558	0	-100.00
HUNGARY	0	51	-	0	215	-
POLAND	1,330	8	-99.40	2,637	1,004	-61.93
ROMANIA	2	0	-100.00	2	0	-100.00
LITHUANIA	371	0	-100.00	543	0	-100.00
ESTONIA	153	0	-100.00	145	0	-100.00
CZECH REPUBLIC	421	0	-100.00	3,019	0	-100.00
RUSSIA FEDERATION	3,480	21,801	526.47	2,917	209,739	7,090.23
TEH	13,207,381	11,670,232	-11.64	19,437,188	23,629,891	21.57
JAPAN	189,206	191,480	1.20	345,014	481,736	39.63
HONG KONG	27,988	15,861	-43.33	17,795	8,385	-52.88
KOREA, REPUBLIC OF	0	128	-	0	205	-
TAIWAN	80,415	70,805	-11.95	110,017	132,227	20.19
CHINA	10,400	354,655	3,310.14	20,550	557,113	2,611.01
PAPUA NEW GUINEA	10,080	11,220	11.31	21,192	30,855	45.60
THAILAND	0	2,000	-	0	3,995	-
SINGAPORE	116,525	119,279	2.36	145,141	227,217	56.55
MALAYSIA	972,014	1,254,889	29.10	1,211,180	2,159,822	78.32
BRUNEI DARUSSALAM	625	0	-100.00	405	0	-100.00
INDIA	315,980	366,314	15.93	462,732	763,929	65.09
PAKISTAN	2,740,845	1,691,357	-38.29	4,502,179	4,024,246	-10.62
SRI LANKA	0	33,740	-	0	74,147	-
AFGHANISTAN	25,275	0	-100.00	28,693	0	-100.00
IRAN (ISLAMIC REPUBLIC OF)	0	10,000	-	0	29,901	-
SAUDI ARABIA	23,884	111,218	365.66	77,018	151,441	96.63
ISRAEL	120,680	36,280	-69.94	190,140	82,680	-56.52
TURKEY	21,200	86,440	307.74	33,496	199,970	497.00
UNITED ARAB EMIRATES	673,991	584,870	-13.22	912,734	1,131,075	23.92
EGYPT	64,260	302,200	370.28	99,774	729,372	631.02
SOMALIA	18,575	0	-100.00	11,713	0	-100.00
KENYA	22,000	0	-100.00	32,560	0	-100.00
DJIBOUTI	12,000	34,200	185.00	20,760	34,200	64.74
SOUTH AFRICA	36,000	0	-100.00	88,150	0	-100.00
AUSTRALIA	87,251	69,422	-20.43	150,600	157,449	4.55
NEW ZEALAND	70,428	82,280	16.83	79,773	127,893	60.32
FIJI	11,000	33,000	200.00	14,520	78,870	443.18
SAMOA	1,418	1,250	-11.85	3,000	2,125	-29.17
EAST TIMOR	0	257	-	0	49	-
UNITED STATES	1,111,761	805,744	-27.53	1,579,833	1,718,618	8.78
CANADA	102,168	185,233	81.30	130,625	333,982	155.68
SURINAME	0	975	-	0	3,004	-
CHILE	33,000	55,000	66.67	47,190	127,160	169.46
UNITED KINGDOM	1,604,839	986,538	-38.53	2,446,939	2,101,540	-14.12
NETHERLANDS	778,209	489,805	-37.06	1,129,075	1,064,232	-5.74
GERMANY, FED. REP. OF	1,279,439	852,316	-33.38	1,608,131	1,418,760	-11.78
BELGIUM	0	152	-	0	456	-
SPAIN	0	14,068	-	0	25,750	-
POLAND	542,840	288,215	-46.91	844,332	616,551	-26.98
KAZAKHSTAN	24,000	22,500	-6.25	36,182	40,950	13.18
KYRGYZSTAN	47,880	24,480	-48.87	75,352	56,304	-25.28
UKRAINE	154,297	163,165	5.75	227,336	278,796	22.64
LATVIA	9,040	20,520	126.99	16,941	38,801	129.04
RUSSIA FEDERATION	1,867,868	2,298,376	23.05	2,716,116	4,616,085	69.95
-LADA HITAM	3,272,642	2,999,925	-8.33	7,409,040	8,106,650	9.42
JAPAN	57,974	75,378	30.02	219,170	295,815	34.97
HONG KONG	16,221	16,246	0.15	41,089	50,550	23.03
KOREA, REPUBLIC OF	45,000	0	-100.00	105,750	0	-100.00
TAIWAN	70,000	0	-100.00	139,825	0	-100.00
SINGAPORE	207,955	38,079	-81.69	370,705	78,198	-78.91
PHILIPPINES	62,000	22,351	-63.95	10,800	3,353	-68.95
MALAYSIA	8,518	0	-100.00	19,200	0	-100.00
VIET NAM	105,000	430,000	309.52	243,823	1,191,905	388.84
INDIA	756,000	840,000	11.11	1,700,013	1,945,165	14.42
AUSTRALIA	0	30,000	-	0	102,250	-
UNITED STATES	1,582,000	1,138,196	-28.05	3,606,667	3,182,000	-11.77
CANADA	0	50,000	-	0	150,180	-
DOMINICAN REPUBLIC	0	4,436	-	0	12,775	-

TABEL 5. PERKEMBANGAN EKSPOR INDONESIA MENURUT KOMODITI DAN NEGARA TUJUAN

JENIS BARANG	BERAT BERSIH (KG)		PERUB	NILAI FOB (US \$)		PERUB
	JAN-FEB 2009	JAN-FEB 2010	%	JAN-FEB 2009	JAN-FEB 2010	%
	(1)	(2)	(3)	(4)	(5)	(6)
NETHERLANDS	13,500	69,174	412.40	47,250	242,436	413.09
FRANCE	24,975	38,430	53.87	62,783	108,629	73.02
GERMANY, FED. REP. OF	125,000	0	-100.00	398,026	0	-100.00
BELGIUM	0	24,195	-	0	84,483	-
ITALY	16,000	30,000	87.50	37,789	97,000	156.69
BULGARIA	7,499	18,440	145.90	8,650	35,036	305.04
RUSSIA FEDERATION	175,000	175,000	0.00	397,500	526,875	32.55
-LADA PUTIH	2,003,916	1,513,798	-24.46	7,793,167	7,171,593	-7.98
JAPAN	150,000	135,000	-10.00	654,800	640,450	-2.19
TAIWAN	32,000	25,000	-21.88	73,280	126,925	73.21
SINGAPORE	434,020	225,396	-48.07	1,507,903	1,046,875	-30.57
MALAYSIA	53,549	72,353	35.12	234,220	365,037	55.85
VIET NAM	106,000	197,500	86.32	431,575	939,699	117.74
INDIA	34,500	22,630	-34.41	125,465	39,865	-68.23
AUSTRALIA	34,000	34,000	0.00	141,500	169,260	19.62
UNITED STATES	459,400	262,000	-42.97	1,879,492	1,264,002	-32.75
CANADA	17,068	0	-100.00	68,500	0	-100.00
UNITED KINGDOM	16,000	15,000	-6.25	62,440	66,750	6.90
NETHERLANDS	371,379	239,117	-35.61	1,507,427	1,202,190	-20.25
FRANCE	30,000	32,000	6.67	106,875	153,850	43.95
GERMANY, FED. REP. OF	220,000	198,999	-9.55	809,920	921,680	13.80
BELGIUM	16,000	39,803	148.77	56,300	182,760	224.62
ITALY	30,000	15,000	-50.00	133,470	52,250	-60.85
-KAYU MANIS DAN BUNGANYA	3,964,301	4,664,087	17.65	3,292,933	4,561,271	38.52
KOREA, REPUBLIC OF	53,107	34,830	-34.42	36,792	26,305	-28.50
CHINA	10,150	34,173	236.68	6,085	16,419	169.83
THAILAND	206,799	176,159	-14.82	178,538	193,591	8.43
SINGAPORE	41,997	81,060	93.01	34,271	61,826	80.40
MALAYSIA	170,889	194,032	13.54	199,663	144,375	-27.69
VIET NAM	0	102,000	-	0	88,058	-
MALDIVES	331	249	-24.77	760	563	-25.92
INDIA	25,000	61,000	144.00	17,869	58,555	227.69
PAKISTAN	0	48,000	-	0	8,640	-
BANGLADESH	0	15,525	-	0	11,979	-
IRAN (ISLAMIC REPUBLIC OF)	10,000	0	-100.00	6,000	0	-100.00
ISRAEL	9,000	11,709	30.10	11,655	11,600	-0.47
JORDAN	2,799	0	-100.00	3,482	0	-100.00
LEBANON	5,000	0	-100.00	5,000	0	-100.00
SYRIA ARAB REPUBLIC	45,433	87,603	92.82	34,864	61,733	77.07
TURKEY	58,999	70,000	18.65	50,470	40,725	-19.31
UNITED ARAB EMIRATES	207,100	127,999	-38.19	101,312	60,370	-40.41
EGYPT	0	26,303	-	0	21,941	-
LIBYAN ARAB JAMAHIRIYA	19,999	21,000	5.01	20,587	18,045	-12.35
ALGERIA	70,550	73,254	3.83	45,979	51,935	12.95
MAURITIUS	8,000	8,000	0.00	4,800	6,720	40.00
AUSTRALIA	1,000	10,300	930.00	1,275	14,252	1,017.80
UNITED STATES	2,119,565	2,312,884	9.12	1,813,345	2,457,348	35.51
CANADA	40,822	0	-100.00	37,140	0	-100.00
MEXICO	17,000	18,780	10.47	7,790	18,493	137.39
VENEZUELA	17,000	7,999	-52.95	18,615	8,720	-53.16
ARGENTINA	4,162	0	-100.00	2,980	0	-100.00
BRAZIL	91,629	117,105	27.80	80,184	122,460	52.72
COLOMBIA	0	20,500	-	0	15,768	-
DOMINICAN REPUBLIC	291,500	325,999	11.83	198,866	288,626	45.14
NETHERLANDS	90,199	148,000	64.08	70,275	183,232	160.74
FRANCE	93,175	65,498	-29.70	87,991	66,276	-24.68
GERMANY, FED. REP. OF	47,999	203,794	324.58	39,855	208,613	423.43
BELGIUM	0	9,227	-	0	12,270	-
NORWAY	9,000	0	-100.00	7,425	0	-100.00
SWEDEN	6,098	636	-89.57	8,238	816	-90.09
ITALY	3	0	-100.00	260	0	-100.00
SPAIN	22,000	7,472	-66.04	16,840	8,705	-48.31
PORTUGAL	27,000	70,000	159.26	42,410	87,415	106.12
GREECE	82,996	65,499	-21.08	67,242	66,607	-0.94
POLAND	48,000	22,000	-54.17	28,025	19,690	-29.74
RUSSIA FEDERATION	10,000	85,498	754.98	6,050	98,600	1,529.75
-BIJI PALA & BUNGANYA DAN K.	3,167,381	2,995,083	-5.44	8,456,648	11,879,374	40.47
JAPAN	86,388	81,018	-6.22	573,358	706,673	23.25
HONG KONG	6,670	1,705	-74.44	39,218	38,276	-2.40
KOREA, REPUBLIC OF	39,876	96,351	141.63	67,694	201,135	197.12
TAIWAN	20,411	7,966	-60.97	21,267	20,178	-5.12
CHINA	0	6,000	-	0	25,860	-
THAILAND	28,001	19,421	-30.64	140,026	97,462	-30.40
SINGAPORE	89,447	48,246	-46.06	471,848	404,098	-14.36
PHILIPPINES	12,000	13,000	8.33	44,600	55,550	24.55

TABEL 5. PERKEMBANGAN EKSPOR INDONESIA MENURUT KOMODITI DAN NEGARA TUJUAN

JENIS BARANG	BERAT BERSIH (KG)		PERUB	NILAI FOB (US \$)		PERUB
	JAN-FEB 2009	JAN-FEB 2010	%	JAN-FEB 2009	JAN-FEB 2010	%
	(1)	(2)	(3)	(4)	(5)	(6)
MALAYSIA	95,390	161,768	69.59	126,094	300,784	138.54
VIET NAM	1,787,929	1,017,633	-43.08	2,642,467	1,948,346	-26.27
INDIA	85,480	105,827	23.80	344,665	684,707	98.66
PAKISTAN	40,240	117,843	192.85	232,636	596,999	156.62
BANGLADESH	32,869	44,780	36.24	229,893	124,276	-45.94
SAUDI ARABIA	3,680	5,959	61.93	1,840	2,981	62.01
ISRAEL	0	2,030	-	0	11,673	-
KUWAIT	1,555	0	-100.00	5,450	0	-100.00
JORDAN	5,916	0	-100.00	7,357	0	-100.00
SYRIA ARAB REPUBLIC	0	12,680	-	0	82,995	-
UNITED ARAB EMIRATES	10,413	42,922	312.20	6,768	28,128	315.60
EGYPT	0	21,875	-	0	26,231	-
MOROCCO	7,525	7,000	-6.98	36,246	38,177	5.33
GHANA	14,999	0	-100.00	81,750	0	-100.00
NIGERIA	17,500	10,999	-37.15	87,500	5,076	-94.20
BENIN	18,000	0	-100.00	14,400	0	-100.00
SOUTH AFRICA	0	3	-	0	14	-
AUSTRALIA	15,421	15,760	2.20	59,738	76,295	27.72
EAST TIMOR	0	1,367	-	0	238	-
UNITED STATES	172,623	237,816	37.77	614,308	1,134,739	84.72
CANADA	20,319	32,777	61.31	80,476	129,075	60.39
MEXICO	6,499	3,334	-48.70	6,524	5,950	-8.80
ARGENTINA	32,199	9,964	-69.05	48,390	65,350	35.05
BRAZIL	17,000	27,891	64.06	10,795	52,700	388.19
DOMINICAN REPUBLIC	0	8,563	-	0	24,660	-
NETHERLANDS	262,133	266,354	1.61	1,200,468	1,585,912	32.11
FRANCE	3,400	22,497	561.68	32,379	224,711	594.00
GERMANY, FED. REP. OF	111,998	219,494	95.98	558,075	1,238,609	121.94
BELGIUM	35,000	148,843	325.27	165,050	960,961	482.22
ITALY	45,000	96,997	115.55	318,450	727,868	128.57
SPAIN	14,000	30,000	114.29	85,940	125,600	46.15
UKRAINE	0	21,400	-	0	57,762	-
RUSSIA FEDERATION	27,500	27,000	-1.82	100,978	69,325	-31.35
-PANILI	20,010	43,578	117.78	170,777	610,622	257.56
JAPAN	0	5	-	0	250	-
HONG KONG	25	0	-100.00	622	0	-100.00
TAIWAN	0	147	-	0	315	-
CHINA	0	12,250	-	0	136,094	-
SINGAPORE	468	65	-86.11	1,355	5,338	293.95
MALAYSIA	27	10	-62.96	1,191	119	-90.01
AUSTRALIA	403	264	-34.49	8,155	1,348	-83.47
NEW ZEALAND	0	60	-	0	3,420	-
UNITED STATES	9,086	30,512	235.81	135,452	458,028	238.15
UNITED KINGDOM	0	265	-	0	5,710	-
NETHERLANDS	10,000	0	-100.00	24,000	0	-100.00
GERMANY, FED. REP. OF	1	0	-100.00	2	0	-100.00
-LAINNYA	2,117,657	1,843,374	-12.95	3,542,575	2,665,315	-24.76
JAPAN	73,899	39,180	-46.98	96,295	66,445	-31.00
HONG KONG	12,150	784	-93.55	68,528	5,428	-92.08
KOREA, REPUBLIC OF	600	414	-31.00	1,956	1,191	-39.11
TAIWAN	47,360	60,609	27.98	104,070	71,371	-31.42
THAILAND	12,238	4,572	-62.64	59,621	31,623	-46.96
SINGAPORE	204,101	135,620	-33.55	89,965	120,796	34.27
PHILIPPINES	0	640	-	0	6,413	-
MALAYSIA	303,096	153,609	-49.32	456,682	245,541	-46.23
VIET NAM	321,149	53,775	-83.26	224,888	41,034	-81.75
INDIA	487,295	712,550	46.23	657,314	918,329	39.71
PAKISTAN	12,600	42,000	233.33	28,703	30,970	7.90
BANGLADESH	10,000	0	-100.00	20,000	0	-100.00
SAUDI ARABIA	192,436	136,353	-29.14	409,249	493,274	20.53
KUWAIT	6,492	0	-100.00	22,753	0	-100.00
JORDAN	13,633	0	-100.00	5,906	0	-100.00
LEBANON	0	87,000	-	0	24,550	-
SYRIA ARAB REPUBLIC	84,564	89,000	5.25	32,148	44,330	37.89
UNITED ARAB EMIRATES	58,364	65,535	12.29	57,474	31,930	-44.44
QATAR	0	476	-	0	210	-
EGYPT	23,832	40,000	67.84	20,466	25,395	24.08
SOUTH AFRICA	0	8,574	-	0	4,901	-
AUSTRALIA	3,538	28,511	705.85	6,892	66,423	863.77
EAST TIMOR	0	304	-	0	268	-
UNITED STATES	65,419	111,443	70.35	326,245	241,226	-26.06
CANADA	0	12,297	-	0	34,836	-
MEXICO	2,214	0	-100.00	2,223	0	-100.00
ARGENTINA	0	335	-	0	2,200	-
BRAZIL	15,996	10,656	-33.38	88,732	105,979	19.44
UNITED KINGDOM	100	19,000	18,900.00	90	2,225	2,372.22

TABEL 5. PERKEMBANGAN EKSPOR INDONESIA MENURUT KOMODITI DAN NEGARA TUJUAN

JENIS BARANG	BERAT BERSIH (KG)		PERUB	NILAI FOB (US \$)		PERUB
	JAN-FEB 2009	JAN-FEB 2010	%	JAN-FEB 2009	JAN-FEB 2010	%
	(1)	(2)	(3)	(4)	(5)	(6)
NETHERLANDS	69,159	9,361	-86.46	80,727	5,933	-92.65
FRANCE	97,422	13,004	-86.65	681,648	29,259	-95.71
GERMANY, FED. REP. OF	0	7,772	-	0	13,235	-
TEBAKAU	4,982,100	5,029,669	0.95	13,391,480	11,275,036	-15.80
JAPAN	20,000	84,708	323.54	40,000	514,994	1,187.48
TAIWAN	75,000	0	-100.00	1,875	0	-100.00
CHINA	22,000	0	-100.00	454,740	0	-100.00
SINGAPORE	97	23,217	23,835.05	496	47,167	9,409.48
PHILIPPINES	272,666	110,880	-59.33	479,182	252,648	-47.28
MALAYSIA	378,577	366,457	-3.20	919,810	316,833	-65.55
CAMBODIA	57,600	0	-100.00	8,064	0	-100.00
VIET NAM	0	124,557	-	0	176,844	-
BANGLADESH	0	19,200	-	0	13,440	-
SRI LANKA	36,796	0	-100.00	707,681	0	-100.00
EGYPT	866,226	1,187,306	37.07	2,211,647	2,995,225	35.43
TUNISIA	50,000	200,000	300.00	152,500	301,500	97.70
ALGERIA	90,000	193,800	115.33	72,000	294,908	309.59
KENYA	0	19,800	-	0	6,930	-
CAMEROON	0	17,280	-	0	6,566	-
SOUTH AFRICA	436,971	158,351	-63.76	1,606,262	191,060	-88.11
AUSTRALIA	142,090	100,194	-29.49	266,100	192,268	-27.75
UNITED STATES	857,510	428,290	-50.05	1,275,711	792,793	-37.85
NICARAGUA	18,000	18,000	0.00	170,820	130,358	-23.69
CHILE	0	153,600	-	0	53,760	-
BRAZIL	0	20	-	0	20	-
PARAGUAY	40,000	257,800	544.50	38,000	343,200	803.16
DOMINICAN REPUBLIC	18,171	18,000	-0.94	36,342	125,894	246.41
NETHERLANDS	187,137	205,934	10.04	704,641	299,659	-57.47
FRANCE	209,040	93,343	-55.35	44,940	12,480	-72.23
GERMANY, FED. REP. OF	153,650	261,806	70.39	1,453,822	465,786	-67.96
BELGIUM	599,951	533,431	-11.09	2,016,967	2,735,876	35.64
DENMARK	0	180	-	0	180	-
ITALY	0	100,000	-	0	220,000	-
SPAIN	33,999	5,437	-84.01	321,951	85,566	-73.42
GREECE	15,000	0	-100.00	600	0	-100.00
POLAND	40,000	79,200	98.00	58,000	359,568	519.94
UKRAINE	118,779	0	-100.00	191,501	0	-100.00
UZBEKISTAN	0	19,200	-	0	12,480	-
RUSSIA FEDERATION	242,840	249,678	2.82	157,828	327,033	107.21
BIJI COKLAT	59,480,848	66,943,788	12.55	134,456,612	194,650,010	44.77
JAPAN	0	105,000	-	0	331,054	-
CHINA	600,999	3,975,622	561.50	1,274,480	11,916,791	835.03
THAILAND	1,032,000	1,257,000	21.80	2,427,540	3,807,494	56.85
SINGAPORE	9,055,771	7,306,507	-19.32	21,258,983	22,393,337	5.34
MALAYSIA	25,317,751	26,038,632	2.85	58,353,658	74,889,318	28.34
INDIA	500,000	0	-100.00	990,960	0	-100.00
SRI LANKA	0	30,000	-	0	103,400	-
AUSTRALIA	0	29	-	0	189	-
UNITED STATES	22,546,329	26,018,876	15.40	49,007,822	74,429,639	51.87
MEXICO	0	399,997	-	0	1,190,712	-
COSTA RICA	16,000	0	-100.00	14,310	0	-100.00
NETHERLANDS	196,998	112,500	-42.89	430,651	357,575	-16.97
GERMANY, FED. REP. OF	215,000	1,469,625	583.55	698,208	4,456,013	538.21
BELGIUM	0	130,000	-	0	474,366	-
SPAIN	0	100,000	-	0	300,122	-
-IKAN TONGKOL/TUNA	9,871,418	7,792,894	-21.06	21,597,373	20,585,967	-4.68
JAPAN	2,860,903	3,612,549	26.27	10,455,750	12,240,387	17.07
HONG KONG	121,347	32,835	-72.94	289,523	61,064	-78.91
KOREA, REPUBLIC OF	49,661	6,396	-87.12	65,576	50,259	-23.36
TAIWAN	526,543	349,136	-33.69	467,778	239,206	-48.86
CHINA	351,420	323,226	-8.02	203,920	216,447	6.14
THAILAND	3,423,254	1,306,649	-61.83	2,662,231	814,678	-69.40
SINGAPORE	217,080	186,495	-14.09	444,985	604,110	35.76
PHILIPPINES	9,899	600	-93.94	8,118	1,128	-86.10
MALAYSIA	16,724	48,068	187.42	36,860	130,376	253.71
VIET NAM	596,372	305,553	-48.76	1,327,825	881,529	-33.61
SRI LANKA	12,723	26,069	104.90	10,179	26,069	156.11
IRAN (ISLAMIC REPUBLIC OF)	103,006	0	-100.00	128,757	0	-100.00
ISRAEL	48,700	70,761	45.30	65,650	152,604	132.45
KUWAIT	1,299	30,192	2,224.25	5,860	95,200	1,524.57
JORDAN	300	105,872	35,190.67	3,510	311,740	8,781.48
YEMEN	0	150,036	-	0	434,141	-
UNITED ARAB EMIRATES	3,713	96,018	2,486.00	31,128	301,160	867.49
QATAR	0	480	-	0	2,400	-
BAHRAIN	0	200	-	0	2,000	-

TABEL 5. PERKEMBANGAN EKSPOR INDONESIA MENURUT KOMODITI DAN NEGARA TUJUAN

JENIS BARANG	BERAT BERSIH (KG)		PERUB	NILAI FOB (US \$)		PERUB
	JAN-FEB 2009	JAN-FEB 2010	%	JAN-FEB 2009	JAN-FEB 2010	%
	(1)	(2)	(3)	(4)	(5)	(6)
EGYPT	158,000	212,000	34.18	116,878	136,210	16.54
LIBYAN ARAB JAMAHIRIYA	99,000	0	-100.00	420,750	0	-100.00
TUNISIA	154,125	0	-100.00	143,775	0	-100.00
SOUTH AFRICA	7	0	-100.00	10	0	-100.00
AUSTRALIA	34,463	31,521	-8.54	33,331	192,817	478.49
NEW ZEALAND	18,500	14,901	-19.45	17,650	32,782	85.73
UNITED STATES	963,532	636,641	-33.93	4,265,251	2,645,305	-37.98
CANADA	3,769	0	-100.00	9,938	0	-100.00
MEXICO	0	108,604	-	0	667,901	-
UNITED KINGDOM	11	0	-100.00	22	0	-100.00
NETHERLANDS	23,519	0	-100.00	52,638	0	-100.00
FRANCE	0	72,516	-	0	117,079	-
BELGIUM	60,549	35,024	-42.16	298,480	152,022	-49.07
ITALY	0	17,872	-	0	43,330	-
RUSSIA FEDERATION	12,999	12,680	-2.45	31,000	34,023	9.75
-UBUR-UBUR	689,629	2,154,640	212.43	1,426,689	2,828,400	98.25
JAPAN	227,900	252,942	10.99	528,498	629,675	19.14
HONG KONG	28,375	19,026	-32.95	72,418	50,020	-30.93
KOREA, REPUBLIC OF	138,031	233,031	68.83	228,205	316,122	38.53
TAIWAN	96,356	95,956	-0.42	146,167	155,277	6.23
CHINA	29,420	50	-99.83	64,638	165	-99.74
MACAU	0	50	-	0	900	-
THAILAND	0	15	-	0	108	-
SINGAPORE	4,225	4,811	13.87	7,944	18,162	128.63
MALAYSIA	4,622	42,678	823.37	16,328	40,507	148.08
VIET NAM	0	1,288,676	-	0	1,079,584	-
INDIA	0	145	-	0	10	-
IRAN (ISLAMIC REPUBLIC OF)	2	20	900.00	31	103	232.26
ISRAEL	0	327	-	0	216	-
JORDAN	0	18	-	0	47	-
TURKEY	0	267	-	0	613	-
UNITED ARAB EMIRATES	197	659	234.52	76	1,298	1,607.89
SOUTH AFRICA	45,021	731	-98.38	148,430	1,607	-98.92
NEW ZEALAND	15	289	1,826.67	23	817	3,452.17
UNITED STATES	46,852	109,733	134.21	113,212	326,636	188.52
CANADA	18,626	47,553	155.30	29,168	85,015	191.47
MEXICO	0	9,600	-	0	30,000	-
ARGENTINA	0	29	-	0	225	-
UNITED KINGDOM	5,580	7,790	39.61	2,693	14,481	437.73
NETHERLANDS	3,912	4,734	21.01	1,661	7,596	357.31
FRANCE	9,649	14,932	54.75	5,565	16,445	195.51
GERMANY, FED. REP. OF	9,556	10,091	5.60	8,736	23,833	172.81
AUSTRIA	52	24	-53.85	198	200	1.01
BELGIUM	18,646	0	-100.00	46,096	0	-100.00
SWITZERLAND	218	69	-68.35	632	465	-26.42
DENMARK	99	382	285.86	239	480	100.84
NORWAY	0	155	-	0	241	-
SWEDEN	48	236	391.67	84	313	272.62
FINLAND	31	67	116.13	84	90	7.14
IRELAND	0	395	-	0	1,292	-
ITALY	1,138	1,145	0.62	4,776	4,436	-7.12
SPAIN	0	545	-	0	2,081	-
GREECE	35	1,341	3,731.43	38	2,763	7,171.05
HUNGARY	0	40	-	0	84	-
POLAND	274	961	250.73	290	1,301	348.62
BULGARIA	0	166	-	0	476	-
LITHUANIA	0	3,945	-	0	13,620	-
CROATIA	0	208	-	0	111	-
CZECH REPUBLIC	501	606	20.96	270	510	88.89
RUSSIA FEDERATION	248	202	-18.55	189	475	151.32
-KEPITING, KERANG-KERANGAN	6,559,575	10,036,639	53.01	20,072,225	25,958,296	29.32
JAPAN	124,982	240,320	92.28	563,499	798,297	41.67
HONG KONG	204,100	867,772	325.17	619,054	1,814,305	193.08
KOREA, REPUBLIC OF	325,233	380,704	17.06	1,008,240	1,090,904	8.20
TAIWAN	885,463	1,451,988	63.98	1,524,669	1,728,537	13.37
CHINA	814,542	761,576	-6.50	708,998	648,913	-8.47
MACAU	2,673	4,375	63.67	2,977	5,000	67.95
THAILAND	71,008	1,090,414	1,435.62	48,753	610,650	1,152.54
SINGAPORE	468,006	452,505	-3.31	1,297,572	1,076,431	-17.04
PHILIPPINES	260	36,690	14,011.54	11,415	149,624	1,210.77
MALAYSIA	561,550	604,012	7.56	833,423	509,103	-38.91
VIET NAM	460,043	972,384	111.37	331,000	809,374	144.52
INDIA	26,538	51,000	92.18	24,500	61,060	149.22
IRAN (ISLAMIC REPUBLIC OF)	0	13	-	0	122	-
SAUDI ARABIA	0	2	-	0	2	-
ISRAEL	0	306	-	0	70	-

TABEL 5. PERKEMBANGAN EKSPOR INDONESIA MENURUT KOMODITI DAN NEGARA TUJUAN

JENIS BARANG	BERAT BERSIH (KG)		PERUB %	NILAI FOB (US \$)		PERUB %
	JAN-FEB 2009	JAN-FEB 2010		JAN-FEB 2009	JAN-FEB 2010	
(1)	(2)	(3)	(4)	(5)	(6)	(7)
KUWAIT	0	8	-	0	200	-
LEBANON	20,007	12,020	-39.92	64,724	40,601	-37.27
TURKEY	0	51,006	-	0	90,699	-
UNITED ARAB EMIRATES	0	60	-	0	2,214	-
CYPRUS	46,372	56,412	21.65	143,214	143,297	0.06
EGYPT	25,000	0	-100.00	51,935	0	-100.00
SOUTH AFRICA	9,083	4	-99.96	12,070	50	-99.59
MAURITIUS	39,895	47,070	17.98	89,265	101,058	13.21
AUSTRALIA	54,047	54,963	1.69	277,354	246,032	-11.29
UNITED STATES	1,046,864	964,032	-7.91	8,447,826	10,669,250	26.30
CANADA	39,869	36,491	-8.47	177,918	248,921	39.91
MEXICO	68,098	10,683	-84.31	120,839	16,358	-86.46
PANAMA	40,822	0	-100.00	126,771	0	-100.00
URUGUAY	0	26,000	-	0	26,000	-
PUERTO RICO	176,218	56,156	-68.13	649,794	183,890	-71.70
DOMINICAN REPUBLIC	0	3,626	-	0	12,196	-
MARTINIQUE	0	35,592	-	0	91,118	-
GUADELOUPE	0	6,699	-	0	10,793	-
UNITED KINGDOM	10,594	1,038	-90.20	133,434	890	-99.33
NETHERLANDS	10,692	35,041	227.73	89,087	153,745	72.58
FRANCE	12,348	93,311	655.68	27,214	214,680	688.86
GERMANY, FED. REP. OF	10	4,557	45,470.00	25	38,186	152,644.00
AUSTRIA	0	298	-	0	2,005	-
BELGIUM	9,217	38,239	314.87	28,058	169,220	503.11
SWITZERLAND	2,796	433	-84.51	10,829	295	-97.28
DENMARK	0	235	-	0	141	-
NORWAY	0	79	-	0	100	-
SWEDEN	0	672	-	0	232	-
ITALY	954,489	1,402,837	46.97	2,516,951	3,486,405	38.52
SPAIN	0	197	-	0	378	-
PORTUGAL	25,603	67,754	164.63	65,998	150,665	128.29
GREECE	0	47,942	-	0	165,144	-
HUNGARY	0	4	-	0	23	-
POLAND	0	176	-	0	498	-
ALBANIA	0	17,999	-	0	42,400	-
CROATIA	0	20,944	-	0	48,620	-
MALTA	23,153	0	-100.00	64,819	0	-100.00
RUSSIA FEDERATION	0	30,000	-	0	299,600	-
-BEKICOT	376,967	260,548	-30.88	1,050,543	741,513	-29.42
HONG KONG	137,617	59,258	-56.94	684,635	341,600	-50.10
KOREA, REPUBLIC OF	13,200	0	-100.00	35,580	0	-100.00
TAIWAN	167,039	62,793	-62.41	189,419	64,035	-66.19
MACAU	720	0	-100.00	720	0	-100.00
THAILAND	0	25,911	-	0	16,554	-
SINGAPORE	26,249	31,312	19.29	70,238	84,240	19.94
MALAYSIA	8,431	15,272	81.14	8,301	11,402	37.36
TURKEY	0	140	-	0	222	-
UNITED ARAB EMIRATES	0	13	-	0	38	-
SOUTH AFRICA	0	157	-	0	400	-
UNITED STATES	0	769	-	0	1,310	-
CANADA	23,711	17,071	-28.00	61,650	51,462	-16.53
UNITED KINGDOM	0	444	-	0	1,132	-
NETHERLANDS	0	15	-	0	6	-
FRANCE	0	47,185	-	0	168,650	-
GREECE	0	96	-	0	192	-
HUNGARY	0	30	-	0	65	-
POLAND	0	32	-	0	88	-
RUSSIA FEDERATION	0	50	-	0	117	-
-IKAN LAINNYA	36,648,072	58,523,865	59.69	45,740,699	59,708,598	30.54
JAPAN	1,662,926	3,687,870	121.77	7,010,526	6,878,312	-1.89
HONG KONG	2,452,161	2,058,012	-16.07	8,144,359	12,109,038	48.68
KOREA, REPUBLIC OF	1,409,446	1,941,513	37.75	2,217,789	1,447,823	-34.72
TAIWAN	1,086,769	2,655,238	144.32	1,606,897	2,756,933	71.57
CHINA	6,852,144	9,174,195	33.89	2,638,738	4,036,181	52.96
MACAU	712	963	35.25	1,218	4,419	262.81
THAILAND	8,098,230	20,432,444	152.31	4,544,867	8,129,865	78.88
SINGAPORE	4,038,076	4,135,665	2.42	5,758,161	5,367,330	-6.79
PHILIPPINES	563,350	11,670	-97.93	392,238	355,465	-9.38
MALAYSIA	5,146,621	6,231,853	21.09	4,935,355	5,592,527	13.32
CAMBODIA	406	0	-100.00	2,712	0	-100.00
BRUNEI DARUSSALAM	11,682	9,840	-15.77	25,255	40,166	59.04
VIET NAM	2,620,306	4,758,743	81.61	1,763,854	3,999,383	126.74
INDIA	0	15	-	0	125	-
PAKISTAN	104	0	-100.00	443	0	-100.00
SRI LANKA	44,201	136,066	207.83	40,787	164,653	303.69
IRAN (ISLAMIC REPUBLIC OF)	5,039	142,440	2,726.75	24,100	210,740	774.44

TABEL 5. PERKEMBANGAN EKSPOR INDONESIA MENURUT KOMODITI DAN NEGARA TUJUAN

JENIS BARANG	BERAT BERSIH (KG)		PERUB	NILAI FOB (US \$)		PERUB
	JAN-FEB 2009	JAN-FEB 2010	%	JAN-FEB 2009	JAN-FEB 2010	%
	(1)	(2)	(3)	(4)	(5)	(6)
SAUDI ARABIA	32,966	9,690	-70.61	27,153	29,322	7.99
ISRAEL	104,560	104,951	0.37	256,902	310,414	20.83
KUWAIT	876	202	-76.94	3,855	2,501	-35.12
JORDAN	1,430	2,010	40.56	925	4,545	391.35
LEBANON	346	636	83.82	200	1,893	846.50
SYRIA ARAB REPUBLIC	4,648	1,934	-58.39	5,559	4,633	-16.66
TURKEY	194	932	380.41	1,750	1,942	10.97
UNITED ARAB EMIRATES	35,016	55,735	59.17	66,209	134,871	103.70
QATAR	51	39	-23.53	414	2,049	394.93
BAHRAIN	0	55	-	0	701	-
CYPRUS	569	1,375	141.65	1,362	2,284	67.69
EGYPT	153,999	77,000	-50.00	129,550	52,600	-59.40
MOROCCO	160	0	-100.00	320	0	-100.00
TUNISIA	77,000	158,079	105.30	85,543	190,385	122.56
NAMIBIA	35,700	0	-100.00	35,000	0	-100.00
MOZAMBIQUE	151,735	197,304	30.03	190,488	281,112	47.57
TOGO	0	15,500	-	0	21,380	-
GHANA	84,000	46,500	-44.64	78,000	61,200	-21.54
ANGOLA	15,500	0	-100.00	18,000	0	-100.00
CONGO	0	37,210	-	0	40,128	-
GAMBIA	0	54,000	-	0	129,600	-
SOUTH AFRICA	2,146	1,332	-37.93	3,469	4,267	23.00
MAURITIUS	86,524	61,348	-29.10	163,057	107,724	-33.93
AUSTRALIA	256,695	241,210	-6.03	490,983	560,500	14.16
NEW ZEALAND	7,974	25,250	216.65	25,673	24,711	-3.75
AMERICAN SAMOA	0	77,239	-	0	45,299	-
KIRIBATI	0	408	-	0	980	-
SAMOA	37,030	55,783	50.64	35,420	60,159	69.84
SOLOMON ISLANDS	0	18,594	-	0	19,693	-
UNITED STATES	596,494	627,469	5.19	2,092,209	3,473,648	66.03
CANADA	15,153	56,257	271.26	40,423	78,575	94.38
MEXICO	143,794	20,788	-85.54	842,309	163,325	-80.61
GUATEMALA	0	48,166	-	0	74,451	-
PANAMA	114,688	49,593	-56.76	133,807	64,600	-51.72
SURINAME	0	27,000	-	0	13,277	-
VENEZUELA	126	0	-100.00	207	0	-100.00
ARGENTINA	0	50	-	0	394	-
BRAZIL	0	321	-	0	259	-
COLOMBIA	0	25,081	-	0	43,071	-
URUGUAY	52,894	0	-100.00	66,118	0	-100.00
PUERTO RICO	63,770	40,137	-37.06	274,724	141,448	-48.51
DOMINICAN REPUBLIC	20,389	0	-100.00	90,162	0	-100.00
EL SALVADOR	0	25,999	-	0	15,730	-
FRENCH POLYNESIA	28,000	26,999	-3.58	19,040	15,970	-16.12
GUADELOUPE	0	4,879	-	0	7,861	-
UNITED KINGDOM	84,454	30,461	-63.93	185,854	117,002	-37.05
NETHERLANDS	115,677	59,617	-48.46	254,604	146,870	-42.31
FRANCE	53,269	144,614	171.48	128,880	279,111	116.57
GERMANY, FED. REP. OF	31,048	14,725	-52.57	177,576	105,025	-40.86
AUSTRIA	14,056	1,772	-87.39	31,817	12,094	-61.99
BELGIUM	80,227	159,253	98.50	188,975	260,074	37.62
SWITZERLAND	5,328	1,251	-76.52	37,737	7,727	-79.52
DENMARK	1,761	1,520	-13.69	6,763	6,416	-5.13
NORWAY	1,242	1,942	56.36	1,656	4,991	201.39
SWEDEN	2,336	2,165	-7.32	26,967	25,821	-4.25
FINLAND	42	42	0.00	116	56	-51.72
IRELAND	307	736	139.74	886	2,660	200.23
ITALY	87,098	61,449	-29.45	237,657	105,926	-55.43
SPAIN	7,121	8,231	15.59	22,708	51,511	126.84
PORTUGAL	532	912	71.43	318	1,758	452.83
GREECE	1,691	2,366	39.92	8,557	6,119	-28.49
DEMOCRATIC REPUBLIC OF THE	0	72,000	-	0	172,800	-
HUNGARY	594	1,095	84.34	1,817	3,233	77.93
POLAND	7,393	4,757	-35.66	44,964	28,517	-36.58
ROMANIA	1,891	582	-69.22	1,608	1,944	20.90
BULGARIA	0	91	-	0	262	-
YUGOSLAVIA	301	0	-100.00	166	0	-100.00
ARMENIA	0	13	-	0	96	-
KAZAKHSTAN	0	15	-	0	219	-
LITHUANIA	234	0	-100.00	300	0	-100.00
CROATIA	0	74	-	0	40	-
SLOVAKIA	270	0	-100.00	1,120	0	-100.00
SLOVENIA	0	32	-	0	198	-
CZECH REPUBLIC	4,553	5,546	21.81	32,881	96,723	194.16
RUSSIA FEDERATION	30,047	375,022	1,148.12	60,642	990,943	1,534.09
-BIJI BUNGA	178	22,770	12,692.13	517,434	565,306	9.25
SINGAPORE	26	9,226	35,384.62	69,404	115,437	66.33

TABEL 5. PERKEMBANGAN EKSPOR INDONESIA MENURUT KOMODITI DAN NEGARA TUJUAN

JENIS BARANG	BERAT BERSIH (KG)		PERUB %	NILAI FOB (US \$)		PERUB %
	JAN-FEB 2009	JAN-FEB 2010		JAN-FEB 2009	JAN-FEB 2010	
	(1)	(2)	(3)	(4)	(5)	(6)
INDIA	0	13,257	-	0	44,152	-
UNITED KINGDOM	17	8	-52.94	71,474	21,822	-69.47
NETHERLANDS	129	145	12.40	345,712	375,522	8.62
FRANCE	0	134	-	0	8,373	-
DENMARK	6	0	-100.00	30,844	0	-100.00
-BIJI KAPAS	0	280,500	-	0	59,098	-
JAPAN	0	175,000	-	0	34,555	-
TAIWAN	0	105,500	-	0	24,543	-
-BIJI LAINNYA	30,645,420	60,687,311	98.03	2,303,222	4,779,929	107.53
JAPAN	93	9,446,837	10,157,789.25	1,910	442,718	23,078.95
HONG KONG	71,183	131,066	84.13	204,353	97,911	-52.09
KOREA, REPUBLIC OF	14,613	360,353	2,365.98	34,274	114,184	233.15
TAIWAN	60	93,891	156,385.00	6	89,941	1,498,916.67
CHINA	220,000	79,999	-63.64	147,706	53,253	-63.95
THAILAND	2,203,098	107,446	-95.12	274,896	280,857	2.17
SINGAPORE	81,223	109,724	35.09	78,587	70,998	-9.66
PHILIPPINES	19,139	58,757	207.00	12,047	41,226	242.21
MALAYSIA	205,017	316,649	54.45	214,873	437,992	103.84
BRUNEI DARUSSALAM	4,479	39	-99.13	11,919	3,510	-70.55
VIET NAM	250	531,461	212,484.40	4,388	714,355	16,179.74
INDIA	0	137,851	-	0	229,899	-
SAUDI ARABIA	1,530	0	-100.00	1,877	0	-100.00
CAMEROON	0	12	-	0	121	-
AUSTRALIA	15,505	7,200	-53.56	29,632	19,580	-33.92
EAST TIMOR	35,253	24,679	-29.99	29,655	18,865	-36.39
UNITED STATES	18,450	34,048	84.54	2,768	9,322	236.78
NETHERLANDS	1,048	0	-100.00	5,375	0	-100.00
GERMANY, FED. REP. OF	1	0	-100.00	4	0	-100.00
ITALY	27,754,478	49,247,299	77.44	1,248,952	2,155,197	72.56
BULU BEBEK	11,000	42,936	290.33	8,559	30,057	251.17
TAIWAN	11,000	42,936	290.33	8,559	30,057	251.17
DAMAR DAN GETAH DAMAR	3,068,258	6,553,932	113.60	2,750,021	6,149,456	123.61
JAPAN	55,200	184,800	234.78	47,760	170,580	257.16
KOREA, REPUBLIC OF	153,600	192,000	25.00	128,640	172,800	34.33
TAIWAN	19,200	727,197	3,687.48	17,280	674,899	3,805.67
CHINA	57,600	192,000	233.33	48,000	172,800	260.00
THAILAND	0	95,938	-	0	92,437	-
SINGAPORE	9,857	0	-100.00	23,368	0	-100.00
PHILIPPINES	19,200	38,400	100.00	17,280	34,560	100.00
MALAYSIA	0	98,400	-	0	116,396	-
INDIA	1,608,819	2,243,198	39.43	1,334,958	2,155,584	61.47
PAKISTAN	307,200	172,800	-43.75	245,760	155,520	-36.72
BANGLADESH	172,800	172,800	0.00	145,920	163,200	11.84
JORDAN	64,000	0	-100.00	60,130	0	-100.00
TURKEY	19,200	115,200	500.00	17,280	108,864	530.00
UNITED ARAB EMIRATES	20,782	0	-100.00	19,120	0	-100.00
NIGERIA	115,200	0	-100.00	92,160	0	-100.00
NEW ZEALAND	0	43,200	-	0	42,096	-
MEXICO	20,000	0	-100.00	20,000	0	-100.00
VENEZUELA	0	19,200	-	0	17,280	-
NETHERLANDS	132,000	806,400	510.91	225,408	725,760	221.98
FRANCE	0	38,400	-	0	34,560	-
GERMANY, FED. REP. OF	293,600	338,800	15.40	306,957	318,437	3.74
BELGIUM	0	460,800	-	0	417,408	-
ITALY	0	345,600	-	0	321,064	-
SPAIN	0	153,600	-	0	138,240	-
GREECE	0	57,600	-	0	63,360	-
POLAND	0	57,599	-	0	53,611	-
KOPAL DAN LAIN-LAIN	4,047,456	3,964,752	-2.04	3,207,036	3,007,195	-6.23
JAPAN	180,965	280	-99.85	332,536	614	-99.82
HONG KONG	11,717	3,000	-74.40	34,741	13,485	-61.18
KOREA, REPUBLIC OF	20,000	14,999	-25.01	45,306	21,942	-51.57
TAIWAN	30,000	67,309	124.36	64,260	19,841	-69.12
CHINA	57,050	189,556	232.26	377,059	237,484	-37.02
THAILAND	24,598	80,638	227.82	49,210	104,098	111.54
SINGAPORE	173,676	292,904	68.65	337,646	465,318	37.81
PHILIPPINES	15,079	69,400	360.24	27,280	20,380	-25.29
MALAYSIA	70,134	290,547	314.27	98,724	187,241	89.66
VIET NAM	41,999	118,205	181.45	79,382	105,017	32.29
INDIA	2,365,576	1,434,484	-39.36	946,939	746,484	-21.17
PAKISTAN	253,799	222,030	-12.52	138,536	113,756	-17.89
BANGLADESH	243,325	478,380	96.60	91,601	209,528	128.74
SRI LANKA	130,558	178,640	36.83	34,532	58,609	69.72

TABEL 5. PERKEMBANGAN EKSPOR INDONESIA MENURUT KOMODITI DAN NEGARA TUJUAN

JENIS BARANG	BERAT BERSIH (KG)		PERUB %	NILAI FOB (US \$)		PERUB %
	JAN-FEB 2009	JAN-FEB 2010		JAN-FEB 2009	JAN-FEB 2010	
	(1)	(2)	(3)	(4)	(5)	(6)
IRAQ	0	15,000	-	0	7,000	-
SAUDI ARABIA	75,475	66,600	-11.76	58,901	34,574	-41.30
YEMEN	19,979	19,980	0.01	14,484	9,990	-31.03
SYRIA ARAB REPUBLIC	17,279	53,015	206.82	13,424	30,961	130.64
UNITED ARAB EMIRATES	107,720	96,680	-10.25	57,905	56,030	-3.24
BAHRAIN	100	0	-100.00	5,000	0	-100.00
EGYPT	48,000	88,456	84.28	97,200	135,137	39.03
LIBYAN ARAB JAMAHIRIYA	0	37,650	-	0	35,768	-
SUDAN	22,000	0	-100.00	15,950	0	-100.00
SEYCHELLES	0	2,004	-	0	1,000	-
NIGER	20,800	0	-100.00	14,560	0	-100.00
DJIBOUTI	0	20,000	-	0	9,500	-
SOUTH AFRICA	0	43	-	0	218	-
AUSTRALIA	0	17	-	0	13	-
NEW ZEALAND	0	250	-	0	1,625	-
NEW CALEDONIA	0	21	-	0	27	-
EAST TIMOR	0	65	-	0	94	-
UNITED STATES	15,025	15,137	0.75	11,835	6,402	-45.91
MEXICO	0	288	-	0	1,716	-
UNITED KINGDOM	0	10,000	-	0	119,300	-
NETHERLANDS	15,000	381	-97.46	18,750	236	-98.74
FRANCE	7,887	33,297	322.18	14,304	61,489	329.87
GERMANY, FED. REP. OF	41,590	33,120	-20.37	39,516	73,414	85.78
BELGIUM	0	6,530	-	0	7,207	-
SWITZERLAND	0	50	-	0	2,200	-
ITALY	38,026	22,784	-40.08	187,314	102,749	-45.15
SPAIN	99	2,964	2,893.94	141	5,524	3,817.73
POLAND	0	48	-	0	1,224	-
SAYUR-SAYURAN	8,702,372	14,214,162	63.34	4,557,714	7,891,578	73.15
JAPAN	472,225	626,016	32.57	666,352	914,979	37.31
HONG KONG	7,305	58,814	705.12	14,600	83,703	473.31
KOREA, REPUBLIC OF	2,898	38,862	1,240.99	8,728	39,073	347.67
TAIWAN	479	209,883	43,716.91	1,273	224,544	17,538.96
THAILAND	199,715	81,455	-59.21	155,750	76,516	-50.87
SINGAPORE	2,531,721	3,282,306	29.65	1,348,348	1,808,978	34.16
PHILIPPINES	621,548	3,124,857	402.75	116,496	1,651,046	1,317.26
MALAYSIA	4,394,465	2,995,669	-31.83	1,651,161	877,285	-46.87
BRUNEI DARUSSALAM	12,785	8,767	-31.43	39,847	27,966	-29.82
VIET NAM	0	350	-	0	175	-
MALDIVES	0	63	-	0	277	-
INDIA	185	1,483,775	801,940.54	20,210	1,197,413	5,824.85
PAKISTAN	0	1,758,020	-	0	567,840	-
SAUDI ARABIA	10,367	16,345	57.66	4,735	7,600	60.51
UNITED ARAB EMIRATES	0	598	-	0	512	-
QATAR	559	78	-86.05	1,036	32	-96.91
BAHRAIN	13,131	0	-100.00	22,018	0	-100.00
AUSTRALIA	2,043	0	-100.00	4,891	0	-100.00
GUAM	0	124	-	0	1,484	-
EAST TIMOR	2,151	71,053	3,203.25	2,020	12,896	538.42
UNITED STATES	194,957	14,911	-92.35	270,212	18,720	-93.07
NETHERLANDS	838	118,715	14,066.47	422	117,937	27,847.16
FRANCE	0	570	-	0	570	-
GERMANY, FED. REP. OF	0	23,532	-	0	23,517	-
SWEDEN	0	17,399	-	0	10,063	-
RUSSIA FEDERATION	235,000	282,000	20.00	229,615	228,452	-0.51
BUAH-BUAHAN	41,751,732	45,279,769	8.45	20,904,205	26,485,949	26.70
JAPAN	41	27,802	67,709.76	151	30,161	19,874.17
HONG KONG	2,600,107	4,772,705	83.56	1,698,998	3,748,857	120.65
KOREA, REPUBLIC OF	0	18,301	-	0	12,134	-
TAIWAN	4,248	13,168	209.98	3,610	10,941	203.07
CHINA	1,549,761	3,800,426	145.23	960,566	3,191,714	232.27
THAILAND	346	40	-88.44	1,416	16	-98.87
SINGAPORE	5,006,564	6,039,475	20.63	2,065,033	3,227,280	56.28
MALAYSIA	1,076,565	757,484	-29.64	302,515	300,736	-0.59
BRUNEI DARUSSALAM	0	4,174	-	0	12,502	-
NEPAL	1,972,200	1,521,712	-22.84	826,326	656,202	-20.59
VIET NAM	126,580	136,232	7.63	105,229	66,588	-36.72
INDIA	13,542,358	11,774,908	-13.05	6,132,607	5,215,741	-14.95
PAKISTAN	14,299,715	12,068,269	-15.60	7,853,057	6,875,761	-12.44
BANGLADESH	986,000	3,664,995	271.70	605,084	2,683,628	343.51
SAUDI ARABIA	84,888	92,838	9.37	38,731	62,783	62.10
KUWAIT	3,801	5,860	54.17	4,024	7,394	83.75
OMAN	7,650	3,862	-49.52	4,590	2,319	-49.48
TURKEY	15,266	0	-100.00	4,756	0	-100.00
UNITED ARAB EMIRATES	424,530	502,397	18.34	233,520	285,745	22.36
QATAR	9,504	18,446	94.09	7,773	13,363	71.92

TABEL 5. PERKEMBANGAN EKSPOR INDONESIA MENURUT KOMODITI DAN NEGARA TUJUAN

JENIS BARANG	BERAT BERSIH (KG)		PERUB	NILAI FOB (US \$)		PERUB
	JAN-FEB 2009	JAN-FEB 2010	%	JAN-FEB 2009	JAN-FEB 2010	%
	(1)	(2)	(3)	(4)	(5)	(6)
BAHRAIN	2,035	13,262	551.70	1,109	12,454	1,022.99
SOUTH AFRICA	0	77	-	0	282	-
AUSTRALIA	874	0	-100.00	2,368	0	-100.00
FIJI	163	0	-100.00	575	0	-100.00
EAST TIMOR	0	250	-	0	123	-
UNITED STATES	171	61	-64.33	1,478	330	-77.67
UNITED KINGDOM	0	40	-	0	190	-
NETHERLANDS	27,042	19,081	-29.44	37,093	44,901	21.05
FRANCE	10,040	15,276	52.15	10,340	15,276	47.74
GERMANY, FED. REP. OF	1,017	178	-82.50	2,990	78	-97.39
BELGIUM	0	1,300	-	0	1,300	-
SWITZERLAND	266	240	-9.77	266	240	-9.77
DENMARK	0	5,970	-	0	5,970	-
ITALY	0	940	-	0	940	-
KULIT KERANG DAN LAIN-LAIN	578,590	2,742,158	373.94	228,162	1,483,493	550.19
JAPAN	118,232	166,949	41.20	48,535	99,611	105.24
HONG KONG	1,521	2,338	53.71	532	4,691	781.77
KOREA, REPUBLIC OF	1,080	1,848	71.11	1,080	1,059	-1.94
TAIWAN	0	90	-	0	510	-
CHINA	437,269	2,242,336	412.80	147,969	795,460	437.59
THAILAND	0	2,252	-	0	18,922	-
SINGAPORE	0	891	-	0	5,207	-
MALAYSIA	0	2,321	-	0	9,317	-
VIET NAM	9,310	66,299	612.13	2,068	42,627	1,961.27
INDIA	0	60,300	-	0	24,120	-
IRAN (ISLAMIC REPUBLIC OF)	0	1,062	-	0	788	-
ISRAEL	0	3,214	-	0	15,168	-
JORDAN	0	168	-	0	463	-
LEBANON	0	345	-	0	842	-
TURKEY	0	1,530	-	0	3,334	-
UNITED ARAB EMIRATES	0	214	-	0	615	-
CYPRUS	0	984	-	0	482	-
SOUTH AFRICA	0	3,319	-	0	5,660	-
UNITED STATES	300	103,999	34,566.33	90	227,525	252,705.56
CANADA	1,249	8,949	616.49	558	24,506	4,291.76
MEXICO	0	200	-	0	476	-
PANAMA	0	320	-	0	3,900	-
BRAZIL	0	346	-	0	347	-
UNITED KINGDOM	0	12,786	-	0	26,821	-
NETHERLANDS	0	9,207	-	0	41,466	-
FRANCE	0	11,193	-	0	33,720	-
GERMANY, FED. REP. OF	7,700	14,633	90.04	3,370	26,780	694.66
AUSTRIA	0	1,396	-	0	2,044	-
BELGIUM	0	1,166	-	0	2,196	-
SWITZERLAND	0	193	-	0	359	-
DENMARK	0	476	-	0	1,996	-
NORWAY	0	519	-	0	3,022	-
SWEDEN	0	971	-	0	1,647	-
IRELAND	0	176	-	0	687	-
ITALY	1,895	10,059	430.82	23,913	20,001	-16.36
SPAIN	34	3,850	11,223.53	47	22,835	48,485.11
PORTUGAL	0	574	-	0	1,732	-
GREECE	0	923	-	0	2,028	-
HUNGARY	0	439	-	0	1,311	-
POLAND	0	1,068	-	0	4,734	-
CZECH REPUBLIC	0	318	-	0	2,160	-
RUSSIA FEDERATION	0	1,937	-	0	2,324	-
TANAMAN OBAT	1,532,531	1,623,747	5.95	2,137,599	1,377,565	-35.56
JAPAN	1,500	260,670	17,278.00	59,250	66,250	11.81
HONG KONG	35,358	25,551	-27.74	18,520	11,394	-38.48
KOREA, REPUBLIC OF	21,581	1,000	-95.37	34,615	3,600	-89.60
TAIWAN	310,178	283,264	-8.68	101,484	130,761	28.85
CHINA	74,226	108,966	46.80	22,722	88,588	289.88
MACAU	24	265	1,004.17	1,243	4,675	276.11
SINGAPORE	127,375	481,050	277.66	203,593	262,216	28.79
MALAYSIA	83,123	31,108	-62.58	37,478	32,395	-13.56
VIET NAM	49,570	23,505	-52.58	33,430	60,135	79.88
INDIA	168,871	90,986	-46.12	209,186	135,059	-35.44
PAKISTAN	12,335	0	-100.00	25,381	0	-100.00
SAUDI ARABIA	285,244	83,496	-70.73	836,977	273,246	-67.35
KUWAIT	1,548	247	-84.04	10,326	928	-91.01
JORDAN	90	0	-100.00	2,650	0	-100.00
YEMEN	100	0	-100.00	1,500	0	-100.00
UNITED ARAB EMIRATES	180,716	123,017	-31.93	106,270	132,835	25.00
QATAR	318	275	-13.52	1,240	2,000	61.29
LIBYAN ARAB JAMAHIRIYA	18,000	38,000	111.11	5,400	15,200	181.48

TABEL 5. PERKEMBANGAN EKSPOR INDONESIA MENURUT KOMODITI DAN NEGARA TUJUAN

JENIS BARANG	BERAT BERSIH (KG)		PERUB %	NILAI FOB (US \$)		PERUB %
	JAN-FEB 2009	JAN-FEB 2010		JAN-FEB 2009	JAN-FEB 2010	
	(1)	(2)	(3)	(4)	(5)	(6)
SUDAN	36,000	36,500	1.39	10,540	11,916	13.06
BENIN	55,500	0	-100.00	11,100	0	-100.00
AUSTRALIA	57	0	-100.00	74	0	-100.00
UNITED STATES	3,376	0	-100.00	11,600	0	-100.00
CANADA	100	0	-100.00	200	0	-100.00
NETHERLANDS	267	0	-100.00	4,476	0	-100.00
FRANCE	7,159	2,160	-69.83	184,100	83,160	-54.83
GERMANY, FED. REP. OF	49,597	9,498	-80.85	150,672	28,075	-81.37
BELGIUM	580	0	-100.00	2,320	0	-100.00
ITALY	0	484	-	0	1,008	-
UKRAINE	0	14,000	-	0	7,000	-
RUSSIA FEDERATION	9,738	9,705	-0.34	51,252	27,124	-47.08
-GANGGANG LAUT	12,420,712	13,640,598	9.82	13,186,726	15,561,724	18.01
JAPAN	12,689	30,000	136.43	19,062	54,115	183.89
HONG KONG	169,406	923,007	444.85	81,465	230,453	182.89
KOREA, REPUBLIC OF	769,412	266,000	-65.43	904,255	317,290	-64.91
TAIWAN	43,679	25,000	-42.76	20,313	2,500	-87.69
CHINA	6,667,487	7,093,689	6.39	5,475,058	6,740,189	23.11
THAILAND	0	32,000	-	0	56,950	-
SINGAPORE	1,040	0	-100.00	33,166	0	-100.00
PHILIPPINES	1,078,161	2,416,482	124.13	1,251,442	2,950,468	135.77
MALAYSIA	89,500	78,006	-12.84	188,240	60,390	-67.92
VIET NAM	1,263,792	1,124,284	-11.04	701,709	996,784	42.05
AUSTRALIA	0	21,000	-	0	144,900	-
UNITED STATES	640,764	254,080	-60.35	939,394	495,610	-47.24
MEXICO	20,000	0	-100.00	17,550	0	-100.00
CHILE	280,442	192,430	-31.38	648,757	343,816	-47.00
ARGENTINA	0	150,000	-	0	92,000	-
BRAZIL	220,000	108,000	-50.91	444,250	175,200	-60.56
UNITED KINGDOM	122,800	165,000	34.36	1,003,868	894,925	-10.85
FRANCE	569,009	315,000	-44.64	575,340	307,890	-46.49
GERMANY, FED. REP. OF	21,001	84,000	299.98	163,803	462,000	182.05
BELGIUM	41,000	103,000	151.22	185,400	683,900	268.88
DENMARK	127,000	166,000	30.71	70,200	153,400	118.52
SPAIN	241,530	72,620	-69.93	116,954	254,044	117.22
LITHUANIA	21,000	0	-100.00	173,250	0	-100.00
RUSSIA FEDERATION	21,000	21,000	0.00	173,250	144,900	-16.36
-LAINNYA	469,905	22,578,446	4,704.90	227,408	894,114	293.18
JAPAN	3,320	33,650	913.55	4,928	21,940	345.21
HONG KONG	10	6	-40.00	52	20	-61.54
TAIWAN	343,270	261,266	-23.89	138,798	117,875	-15.07
THAILAND	0	15,594,782	-	0	467,842	-
SINGAPORE	0	8,120	-	0	5,810	-
PHILIPPINES	1,528	0	-100.00	2,252	0	-100.00
MALAYSIA	26,072	5,347	-79.49	5,745	1,194	-79.22
MALDIVES	0	1,998	-	0	1,300	-
INDIA	12,480	34,272	174.62	24,960	23,178	-7.14
SAUDI ARABIA	4,475	0	-100.00	1,180	0	-100.00
QATAR	11,287	0	-100.00	4,900	0	-100.00
CYPRUS	196	0	-100.00	548	0	-100.00
REUNION	199	0	-100.00	1,669	0	-100.00
AUSTRALIA	17,433	1,615	-90.74	15,568	1,401	-91.00
UNITED STATES	2,846	0	-100.00	951	0	-100.00
CANADA	277	0	-100.00	1,134	0	-100.00
ARGENTINA	0	29	-	0	30	-
NETHERLANDS	791	0	-100.00	1,545	0	-100.00
FRANCE	1,082	8,347	671.44	4,125	1,103	-73.26
GERMANY, FED. REP. OF	895	0	-100.00	1,061	0	-100.00
BELGIUM	5,242	2,765	-47.25	4,824	7,250	50.29
ITALY	1,236	6,626,249	536,004.29	1,954	245,171	12,447.13
SPAIN	6,340	0	-100.00	5,200	0	-100.00
GREECE	230	0	-100.00	255	0	-100.00
LITHUANIA	467	0	-100.00	1,302	0	-100.00
CROATIA	30,000	0	-100.00	4,018	0	-100.00
SLOVENIA	229	0	-100.00	439	0	-100.00
-MUTIARA	458	954	108.30	1,149,390	4,025,970	250.27
JAPAN	110	412	274.55	136,102	2,004,785	1,373.00
HONG KONG	340	523	53.82	1,001,262	1,862,370	86.00
KOREA, REPUBLIC OF	0	17	-	0	157,816	-
UNITED ARAB EMIRATES	1	0	-100.00	9,520	0	-100.00
AUSTRALIA	2	0	-100.00	2,454	0	-100.00
NETHERLANDS	5	0	-100.00	52	0	-100.00
FRANCE	0	2	-	0	999	-
-LAINNYA	41,448,533	40,637,394	-1.96	20,580,274	21,572,051	4.82

TABEL 5. PERKEMBANGAN EKSPOR INDONESIA MENURUT KOMODITI DAN NEGARA TUJUAN

JENIS BARANG	BERAT BERSIH (KG)		PERUB %	NILAI FOB (US \$)		PERUB %
	JAN-FEB 2009	JAN-FEB 2010		JAN-FEB 2009	JAN-FEB 2010	
	(1)	(2)	(3)	(4)	(5)	(6)
JAPAN	2,681,736	3,117,455	16.25	2,160,012	1,724,849	-20.15
HONG KONG	716,763	179,124	-75.01	301,350	304,832	1.16
KOREA, REPUBLIC OF	163,458	981,355	500.37	181,194	438,660	142.09
TAIWAN	766,297	335,254	-56.25	375,346	334,452	-10.90
CHINA	283,920	345,833	21.81	208,362	409,995	96.77
THAILAND	7,185,122	7,380,294	2.72	597,492	517,352	-13.41
SINGAPORE	4,309,685	4,679,465	8.58	6,371,563	7,663,951	20.28
PHILIPPINES	14,310,319	525,357	-96.33	2,623,983	440,839	-83.20
MALAYSIA	817,315	16,036,370	1,862.08	567,921	4,124,788	626.30
MYANMAR (FORM. BURMA)	70,000	0	-100.00	39,908	0	-100.00
BRUNEI DARUSSALAM	15	176	1,073.33	522	7,928	1,418.77
VIET NAM	875,252	323,469	-63.04	1,241,068	331,263	-73.31
INDIA	1,139,197	202,484	-82.23	1,449,010	378,946	-73.85
PAKISTAN	5,186,822	3,458,980	-33.31	799,859	553,608	-30.79
SRI LANKA	31,781	3,544	-88.85	36,086	9,285	-74.27
IRAN (ISLAMIC REPUBLIC OF)	92	18,000	19,465.22	394	19,825	4,931.73
SAUDI ARABIA	3,045	82,525	2,610.18	11,124	85,332	667.10
ISRAEL	52,500	62	-99.88	34,125	334	-99.02
KUWAIT	21,439	55,417	158.49	9,056	19,184	111.84
JORDAN	5,220	11	-99.79	7,930	21	-99.74
YEMEN	0	300	-	0	1,900	-
SYRIA ARAB REPUBLIC	0	85	-	0	3,720	-
TURKEY	1,019	105,228	10,226.59	5,766	92,599	1,505.95
UNITED ARAB EMIRATES	521	1,318	152.98	9,930	11,951	20.35
QATAR	0	1	-	0	25	-
BAHRAIN	10	0	-100.00	10	0	-100.00
EGYPT	55	699	1,170.91	30	686	2,186.67
MOROCCO	17,706	0	-100.00	31,516	0	-100.00
TUNISIA	17,000	2,442	-85.64	16,557	3,000	-81.88
TANZANIA, UNITED REPUBLIC OF	30,000	0	-100.00	18,167	0	-100.00
MOZAMBIQUE	50	0	-100.00	2,506	0	-100.00
TOGO	105,000	0	-100.00	77,700	0	-100.00
GHANA	17,500	0	-100.00	13,125	0	-100.00
LIBERIA	54,000	0	-100.00	36,342	0	-100.00
GUINEA	105,000	0	-100.00	77,175	0	-100.00
NIGERIA	0	60,060	-	0	51,910	-
COTE D'IVOIRE	0	18,000	-	0	15,048	-
SENEGAL	0	45	-	0	150	-
SOUTH AFRICA	26	19,764	75,915.38	350	22,820	6,420.00
AUSTRALIA	21,024	9,257	-55.97	120,891	99,603	-17.61
NEW ZEALAND	1,505	2,059	36.81	1,314	6,712	410.81
EAST TIMOR	95,693	229	-99.76	62,973	39	-99.94
UNITED STATES	285,713	14,762	-94.83	447,983	280,179	-37.46
CANADA	95,861	114,098	19.02	92,935	121,280	30.50
MEXICO	76	89,599	117,793.42	552	79,610	14,322.10
GUATEMALA	0	30,000	-	0	25,500	-
HONDURAS	0	18,000	-	0	16,259	-
NICARAGUA	144,000	450,000	212.50	107,300	401,332	274.03
VENEZUELA	18,000	161,999	799.99	16,247	144,045	786.59
ARGENTINA	305	3,709	1,116.07	557	2,784	399.82
BRAZIL	319,200	248,400	-22.18	204,870	207,874	1.47
COLOMBIA	2,000	0	-100.00	14,000	0	-100.00
ECUADOR	0	45,000	-	0	40,050	-
GUYANA	1,890	0	-100.00	2,675	0	-100.00
DOMINICAN REPUBLIC	90,000	54,000	-40.00	105,580	47,805	-54.72
EL SALVADOR	0	15,000	-	0	12,600	-
GRENADA	0	1,985	-	0	1,155	-
NETHERLANDS ANTILLES	0	95	-	0	726	-
UNITED KINGDOM	1,048	896	-14.50	10,344	15,517	50.01
NETHERLANDS	144,172	126,157	-12.50	433,670	437,855	0.97
FRANCE	421	20,363	4,736.82	26,190	17,208	-34.30
GERMANY, FED. REP. OF	24,457	25,136	2.78	56,226	76,526	36.10
BELGIUM	0	9	-	0	30	-
SWITZERLAND	0	75	-	0	5,720	-
DENMARK	57,748	79,000	36.80	410,013	718,800	75.31
NORWAY	0	37	-	0	152	-
SWEDEN	2	4	100.00	386	705	82.64
ITALY	30,219	10,586	-64.97	128,213	94,273	-26.47
SPAIN	525	87,854	16,634.10	2,807	326,248	11,522.66
GREECE	0	56	-	0	2,037	-
HUNGARY	0	75	-	0	136	-
POLAND	0	89,004	-	0	72,941	-
BULGARIA	7,625	16,000	109.84	5,025	13,995	178.51
ESTONIA	1,123,999	971,999	-13.52	1,011,936	701,116	-30.72
CROATIA	15,000	0	-100.00	8,784	0	-100.00
BOSNIA AND HERZEGOVINA	0	20	-	0	128	-
SLOVENIA	0	18,000	-	0	15,907	-
CZECH REPUBLIC	185	552	198.38	3,324	15,565	368.26

TABEL 5. PERKEMBANGAN EKSPOR INDONESIA MENURUT KOMODITI DAN NEGARA TUJUAN

JENIS BARANG	BERAT BERSIH (KG)		PERUB	NILAI FOB (US \$)		PERUB
	JAN-FEB 2009	JAN-FEB 2010	%	JAN-FEB 2009	JAN-FEB 2010	%
(1)	(2)	(3)	(4)	(5)	(6)	(7)
RUSSIA FEDERATION	0	262	-	0	386	-
-KAYU LAPIS	160,363,373	289,185,971	80.33	136,284,844	250,189,401	83.58
JAPAN	73,763,577	93,503,160	26.76	63,906,437	82,750,510	29.49
HONG KONG	857,520	1,619,223	88.83	582,015	1,207,041	107.39
KOREA, REPUBLIC OF	11,285,183	17,708,698	56.92	8,541,660	15,027,589	75.93
TAIWAN	13,301,432	28,405,250	113.55	6,858,744	17,897,155	160.94
CHINA	9,395,560	12,755,592	35.76	5,421,083	8,144,385	50.24
THAILAND	140,011	1,138,925	713.45	124,701	706,969	466.93
SINGAPORE	3,498,822	5,500,521	57.21	2,524,683	4,461,928	76.73
PHILIPPINES	0	19,988	-	0	22,287	-
MALAYSIA	856,372	3,758,972	338.94	530,278	2,505,615	372.51
VIET NAM	401,394	770,582	91.98	241,632	442,888	83.29
INDIA	72,353	2,432,377	3,261.82	102,036	1,935,749	1,797.12
SAUDI ARABIA	4,565,171	30,209,257	561.73	3,208,405	24,283,336	656.87
KUWAIT	824,947	2,683,048	225.24	754,054	2,715,396	260.11
JORDAN	3,868,112	7,794,812	101.51	3,141,528	6,640,102	111.37
LEBANON	1,034,561	1,797,167	73.71	865,247	1,533,416	77.22
YEMEN	0	50,292	-	0	35,314	-
OMAN	1,873,864	6,446,350	244.01	1,488,237	6,091,133	309.29
SYRIA ARAB REPUBLIC	0	210,662	-	0	168,229	-
TURKEY	27,559	0	-100.00	57,035	0	-100.00
UNITED ARAB EMIRATES	2,086,499	25,847,020	1,138.77	1,853,953	22,985,149	1,139.79
QATAR	2,513,307	4,035,922	60.58	2,014,631	3,685,421	82.93
BAHRAIN	165,307	228,199	38.05	113,440	184,354	62.51
EGYPT	4,381,569	2,945,888	-32.77	3,181,013	2,355,293	-25.96
LIBYAN ARAB JAMAHIRIYA	1,717,276	563,932	-67.16	1,547,287	417,042	-73.05
ALGERIA	2,685,214	1,090,814	-59.38	2,193,584	902,067	-58.88
SOUTH AFRICA	148,192	194,893	31.51	167,890	202,610	20.68
MAURITIUS	1,547	0	-100.00	2,907	0	-100.00
AUSTRALIA	1,849,019	3,102,984	67.82	2,187,907	3,540,648	61.83
NEW ZEALAND	38,034	29,301	-22.96	38,890	34,594	-11.05
NEW CALEDONIA	23,601	0	-100.00	32,608	0	-100.00
EAST TIMOR	0	281,132	-	0	276,023	-
UNITED STATES	4,038,321	12,442,277	208.11	3,838,880	11,908,701	210.21
CANADA	104,388	627,989	501.59	199,783	1,228,560	514.95
MEXICO	399,188	1,182,103	196.13	313,024	974,639	211.36
TRINIDAD AND TOBAGO	24,474	0	-100.00	23,048	0	-100.00
PUERTO RICO	20,000	13,493	-32.53	30,290	14,400	-52.46
ANTIGUA AND BARBUDA	12,400	0	-100.00	15,872	0	-100.00
FRENCH POLYNESIA	24,167	11,488	-52.46	21,828	14,007	-35.83
MARTINIQUE	17,499	0	-100.00	18,970	0	-100.00
UNITED KINGDOM	1,402,393	1,920,109	36.92	1,880,134	2,116,747	12.58
NETHERLANDS	2,981,879	1,847,219	-38.05	4,029,524	2,818,115	-30.06
FRANCE	886,781	1,145,630	29.19	1,103,059	1,539,706	39.59
GERMANY, FED. REP. OF	4,215,712	6,881,253	63.23	6,972,822	10,411,258	49.31
BELGIUM	3,252,300	6,618,005	103.49	3,174,097	5,949,773	87.45
DENMARK	217,798	153,708	-29.43	331,261	206,424	-37.69
NORWAY	46,680	0	-100.00	63,594	0	-100.00
SWEDEN	513	72,266	13,986.94	2,487	77,631	3,021.47
IRELAND	42,542	0	-100.00	108,516	0	-100.00
ITALY	830,819	678,054	-18.39	1,607,286	926,429	-42.36
GREECE	24,900	110,113	342.22	26,975	186,045	589.69
POLAND	379,396	318,084	-16.16	723,019	611,667	-15.40
ROMANIA	22,500	0	-100.00	31,007	0	-100.00
UKRAINE	0	19,071	-	0	11,034	-
MALTA	20,496	0	-100.00	26,437	0	-100.00
CZECH REPUBLIC	21,006	0	-100.00	56,478	0	-100.00
RUSSIA FEDERATION	1,218	20,148	1,554.19	4,568	42,022	819.92
-KAYU GERGAJIAN	5,575,650	4,733,547	-15.10	5,853,097	4,535,449	-22.51
JAPAN	2,431,110	1,179,908	-51.47	2,640,261	1,856,792	-29.67
HONG KONG	111,942	166,771	48.98	67,745	92,750	36.91
KOREA, REPUBLIC OF	537,029	435,279	-18.95	420,012	398,507	-5.12
TAIWAN	73,187	43,843	-40.09	71,300	47,644	-33.18
CHINA	577,552	773,222	33.88	653,305	391,152	-40.13
SINGAPORE	81,399	105,749	29.91	62,550	69,399	10.95
MALAYSIA	516,740	824,462	59.55	269,174	376,467	39.86
VIET NAM	98,423	210,145	113.51	87,685	104,016	18.62
TURKEY	0	16,242	-	0	5,039	-
SOUTH AFRICA	30,972	14,262	-53.95	39,739	14,035	-64.68
MAURITIUS	9,584	0	-100.00	19,911	0	-100.00
AUSTRALIA	141,032	64,513	-54.26	246,959	93,478	-62.15
NEW ZEALAND	0	48,566	-	0	27,221	-
NEW CALEDONIA	809	0	-100.00	1,269	0	-100.00
UNITED STATES	346,341	276,908	-20.05	171,576	162,017	-5.57
CANADA	1,607	0	-100.00	1,020	0	-100.00
UNITED KINGDOM	64,518	121,962	89.04	147,563	212,088	43.73

TABEL 5. PERKEMBANGAN EKSPOR INDONESIA MENURUT KOMODITI DAN NEGARA TUJUAN

JENIS BARANG	BERAT BERSIH (KG)		PERUB	NILAI FOB (US \$)		PERUB
	JAN-FEB 2009	JAN-FEB 2010	%	JAN-FEB 2009	JAN-FEB 2010	%
	(1)	(2)	(3)	(4)	(5)	(6)
NETHERLANDS	365,422	230,827	-36.83	656,872	501,063	-23.72
FRANCE	35,154	24,830	-29.37	61,017	41,630	-31.77
GERMANY, FED. REP. OF	43,175	23,035	-46.65	45,312	17,425	-61.54
BELGIUM	18	72,850	404,622.22	66	35,620	53,869.70
SWITZERLAND	27	1,365	4,955.56	389	2,458	531.88
ITALY	40,186	28,712	-28.55	78,500	37,024	-52.84
SPAIN	22,921	1,039	-95.47	51,708	4,100	-92.07
POLAND	32,546	69,057	112.18	44,718	45,524	1.80
BULGARIA	920	0	-100.00	1,264	0	-100.00
CZECH REPUBLIC	13,036	0	-100.00	13,182	0	-100.00
-KAYU OLAHAN LAIN	114,176,379	247,962,086	117.17	147,391,992	181,960,048	23.45
JAPAN	8,649,372	8,274,318	-4.34	16,412,890	16,736,491	1.97
HONG KONG	1,833,425	2,619,251	42.86	2,325,934	2,797,135	20.26
KOREA, REPUBLIC OF	4,527,633	24,860,626	449.09	5,372,806	8,359,702	55.59
TAIWAN	3,035,293	3,705,562	22.08	2,331,397	3,435,691	47.37
CHINA	20,378,459	115,914,714	468.81	6,191,022	18,571,591	199.98
MACAU	90	554	515.56	318	3,490	997.48
PAPUA NEW GUINEA	27	3	-88.89	25	102	308.00
THAILAND	153,670	233,069	51.67	146,895	286,624	95.12
SINGAPORE	1,615,859	2,689,881	66.47	1,692,279	2,631,778	55.52
PHILIPPINES	686,911	134,572	-80.41	174,913	132,535	-24.23
MALAYSIA	1,469,700	1,547,855	5.32	1,079,290	1,361,370	26.14
CAMBODIA	67,460	0	-100.00	90,322	0	-100.00
BRUNEI DARUSSALAM	49,034	70,816	44.42	61,144	78,350	28.14
LAO PEOPLE'S DEMOCRATIC RE	0	500	-	0	14,345	-
VIET NAM	2,996,854	3,713,657	23.92	813,663	2,318,570	184.95
MALDIVES	171,434	91,953	-46.36	353,282	199,457	-43.54
INDIA	815,708	9,561,907	1,072.22	537,408	3,561,738	562.76
PAKISTAN	69,497	0	-100.00	30,688	0	-100.00
BANGLADESH	250	11,292	4,416.80	5,000	7,812	56.24
SRI LANKA	58,163	19,067	-67.22	12,789	28,380	121.91
IRAQ	69,645	106,691	53.19	86,272	60,611	-29.74
IRAN (ISLAMIC REPUBLIC OF)	231,313	236,001	2.03	328,158	390,476	18.99
SAUDI ARABIA	46,886	4,553,717	9,612.32	149,924	2,624,444	1,650.52
ISRAEL	58,380	54,531	-6.59	193,640	166,389	-14.07
KUWAIT	52,578	88,230	67.81	25,608	53,610	109.35
JORDAN	15,052	21,104	40.21	21,450	12,168	-43.27
LEBANON	18,602	111,604	499.96	44,424	142,245	220.20
YEMEN	0	163,920	-	0	40,940	-
OMAN	212	141,717	66,747.64	2,458	94,217	3,733.08
SYRIA ARAB REPUBLIC	7,842,120	0	-100.00	2,164,021	0	-100.00
TURKEY	449,441	699,910	55.73	757,596	1,228,696	62.18
UNITED ARAB EMIRATES	556,280	3,409,268	512.87	249,969	2,298,956	819.70
QATAR	11,425	62,487	446.93	18,303	51,213	179.81
BAHRAIN	29,954	61,946	106.80	58,047	44,688	-23.01
CYPRUS	94,380	44,250	-53.12	183,521	85,953	-53.16
EGYPT	72,941	148,046	102.97	159,602	310,433	94.50
LIBYAN ARAB JAMAHIRIYA	686	65	-90.52	4,500	160	-96.44
MOROCCO	16,605	144	-99.13	15,999	3,456	-78.40
TUNISIA	89,000	10,463	-88.24	223,445	24,033	-89.24
ALGERIA	25,755	170	-99.34	42,598	329	-99.23
SUDAN	6,127	49,183	702.73	8,695	13,311	53.09
NAMIBIA	3,090	781	-74.72	2,138	1,152	-46.12
ETHIOPIA	17	0	-100.00	28	0	-100.00
TANZANIA, UNITED REPUBLIC OF	1,408	18	-98.72	1,873	61	-96.74
MADAGASCAR	7,321	174	-97.62	11,847	688	-94.19
SOMALIA	11,841	23,703	100.18	19,144	38,879	103.09
KENYA	17,209	5,968	-65.32	26,578	5,012	-81.14
REUNION	55,376	123,296	122.65	78,051	181,172	132.12
MOZAMBIQUE	105	0	-100.00	304	0	-100.00
GHANA	11	0	-100.00	300	0	-100.00
ANGOLA	0	36,930	-	0	65,258	-
NIGERIA	15,983	0	-100.00	76,409	0	-100.00
GABON	150	421	180.67	2,215	923	-58.33
SENEGAL	22,564	0	-100.00	22,549	0	-100.00
GAMBIA	0	19,389	-	0	2,867	-
U.S. VIRGIN ISLANDS	175	397	126.86	380	4,575	1,103.95
SEYCHELLES	69,032	49,782	-27.89	144,652	266,815	84.45
DJIBOUTI	334	36,142	10,720.96	13,507	55,153	308.33
SOUTH AFRICA	1,418,378	1,894,071	33.54	2,008,476	2,761,524	37.49
MAURITIUS	88,655	29,898	-66.28	180,188	43,465	-75.88
VIRGIN ISLANDS (BRITISH)	107	197	84.11	38	717	1,786.84
AUSTRALIA	14,350,239	14,411,433	0.43	20,942,055	21,651,802	3.39
NEW ZEALAND	1,237,224	1,029,622	-16.78	1,499,007	1,261,372	-15.85
GUAM	17,728	4,359	-75.41	23,776	27,327	14.94
NEW CALEDONIA	130,459	121,407	-6.94	232,092	180,595	-22.19
SAINT VINCENT AND THE GREN	390	357	-8.46	126	1,395	1,007.14

TABEL 5. PERKEMBANGAN EKSPOR INDONESIA MENURUT KOMODITI DAN NEGARA TUJUAN

JENIS BARANG	BERAT BERSIH (KG)		PERUB	NILAI FOB (US \$)		PERUB
	JAN-FEB 2009	JAN-FEB 2010	%	JAN-FEB 2009	JAN-FEB 2010	%
	(1)	(2)	(3)	(4)	(5)	(6)
VANUATU	12,752	777	-93.91	9,892	587	-94.07
WALLIS AND FUTUNA ISLANDS	434	884	103.69	651	1,464	124.88
AMERICAN SAMOA	0	4,474	-	0	14,109	-
COOK ISLANDS	0	457	-	0	13,002	-
FIJI	907	11,903	1,212.35	2,838	61,121	2,053.66
EAST TIMOR	10,808	30,347	180.78	27,199	33,337	22.57
UNITED STATES	7,222,844	6,585,263	-8.83	19,630,156	16,768,284	-14.58
CANADA	562,403	591,188	5.12	1,369,887	1,453,744	6.12
MEXICO	156,022	198,177	27.02	353,805	570,293	61.19
GUATEMALA	48	940	1,858.33	105	1,932	1,740.00
HONDURAS	3,086	0	-100.00	10,790	0	-100.00
NICARAGUA	0	1,103	-	0	2,410	-
PANAMA	0	12,118	-	0	11,018	-
CHILE	41,029	43,528	6.09	86,646	133,741	54.35
VENEZUELA	14,642	16,781	14.61	37,307	29,750	-20.26
ARGENTINA	27,370	35,080	28.17	55,732	30,138	-45.92
BRAZIL	58,364	63,491	8.78	109,993	132,915	20.84
COLOMBIA	23,049	20,667	-10.33	33,412	35,002	4.76
URUGUAY	2,510	6,593	162.67	5,702	22,506	294.70
PERU	881	0	-100.00	577	0	-100.00
TRINIDAD AND TOBAGO	4,007	0	-100.00	9,440	0	-100.00
BAHAMAS	0	28,624	-	0	51,447	-
JAMAICA	13,702	44,062	221.57	32,081	102,356	219.05
PUERTO RICO	32,706	46,248	41.41	64,466	97,474	51.20
DOMINICAN REPUBLIC	17,273	13,462	-22.06	56,432	12,345	-78.12
COSTA RICA	11,238	946	-91.58	10,178	3,072	-69.82
HAITI	1,414	0	-100.00	2,704	0	-100.00
BARBADOS	86,984	10	-99.99	71,734	882	-98.77
ANTIGUA AND BARBUDA	441	0	-100.00	703	0	-100.00
ANGUILLA	0	2,369	-	0	7,500	-
ARUBA	0	5,240	-	0	4,612	-
BERMUDA	13,133	879	-93.31	66,188	10,059	-84.80
CAYMAN ISLANDS	0	525	-	0	569	-
DOMINICA	0	2,052	-	0	3,576	-
FRENCH GUIANA	2,877	4,316	50.02	7,034	3,227	-54.12
FRENCH POLYNESIA	26,043	61,646	136.71	87,316	77,931	-10.75
MARTINIQUE	35,409	18,096	-48.89	52,185	46,027	-11.80
NETHERLANDS ANTILLES	91,686	53,465	-41.69	316,887	212,951	-32.80
GUADELOUPE	4,662	17,352	272.20	7,925	44,963	467.36
SAINT KITTS AND NEVIS	0	554	-	0	1,245	-
UNITED KINGDOM	3,249,494	4,786,963	47.31	7,346,533	10,107,694	37.58
NETHERLANDS	10,120,372	10,336,931	2.14	15,323,124	15,674,422	2.29
FRANCE	2,984,066	3,350,141	12.27	5,611,573	5,894,266	5.04
GERMANY, FED. REP. OF	5,792,452	9,916,967	71.20	10,288,401	16,244,625	57.89
AUSTRIA	46,519	24,052	-48.30	93,507	69,149	-26.05
BELGIUM	2,486,302	2,606,405	4.83	3,898,722	4,028,172	3.32
SWITZERLAND	42,831	41,590	-2.90	258,879	121,543	-53.05
LUXEMBOURG	0	100	-	0	158	-
DENMARK	490,967	1,159,818	136.23	766,708	1,732,670	125.99
NORWAY	603,427	225,890	-62.57	1,106,030	467,780	-57.71
SWEDEN	294,090	252,354	-14.19	869,253	815,987	-6.13
FINLAND	145,226	150,279	3.48	394,277	326,921	-17.08
IRELAND	97,870	178,017	81.89	323,989	454,114	40.16
ITALY	1,654,111	2,000,733	20.96	3,646,348	4,588,015	25.82
SPAIN	999,926	953,454	-4.65	2,268,233	2,243,515	-1.09
PORTUGAL	323,705	470,600	45.38	741,840	742,151	0.04
GREECE	195,626	152,167	-22.22	340,107	380,713	11.94
HUNGARY	17,300	30,415	75.81	36,628	132,127	260.73
POLAND	1,921,969	1,551,958	-19.25	2,762,105	2,096,491	-24.10
ROMANIA	4,015	17,494	335.72	13,394	28,909	115.84
BULGARIA	91,782	44,411	-51.61	146,739	79,240	-46.00
YUGOSLAVIA	2,232	0	-100.00	3,861	0	-100.00
ALBANIA	15,218	12,899	-15.24	23,302	25,987	11.52
ARMENIA	0	2,563	-	0	1,815	-
AZERBAIJAN	5,681	36,737	546.66	23,703	46,848	97.65
KAZAKHSTAN	0	19,590	-	0	35,639	-
UKRAINE	65,018	83,083	27.78	110,051	117,251	6.54
LITHUANIA	16,858	15,848	-5.99	25,308	49,469	95.47
LATVIA	42	8,299	19,659.52	171	10,692	6,152.63
ESTONIA	8,372	817	-90.24	17,900	4,774	-73.33
GEORGIA	0	17,113	-	0	38,487	-
CROATIA	39,662	91,178	129.89	98,669	191,954	94.54
MALTA	3,572	3,410	-4.54	17,508	5,929	-66.14
SLOVAKIA	3,385	5,430	60.41	14,798	22,028	48.86
SLOVENIA	5,057	15,823	212.89	10,273	38,018	270.08
CZECH REPUBLIC	48,560	14,071	-71.02	161,601	28,040	-82.65
REP. OF MACEDONIA	0	1,000	-	0	2,622	-
RUSSIA FEDERATION	207,931	258,480	24.31	472,464	394,003	-16.61

TABEL 5. PERKEMBANGAN EKSPOR INDONESIA MENURUT KOMODITI DAN NEGARA TUJUAN

JENIS BARANG	BERAT BERSIH (KG)		PERUB	NILAI FOB (US \$)		PERUB
	JAN-FEB 2009	JAN-FEB 2010	%	JAN-FEB 2009	JAN-FEB 2010	%
(1)	(2)	(3)	(4)	(5)	(6)	(7)
-TIMAH	17,441,477	13,460,019	-22.83	188,539,245	200,602,321	6.40
JAPAN	100,651	795,050	689.91	1,107,161	10,566,054	854.34
HONG KONG	0	250,000	-	0	4,083,000	-
KOREA, REPUBLIC OF	123,057	237,486	92.99	1,127,130	3,774,753	234.90
TAIWAN	31,438	264,769	742.19	406,779	4,215,836	936.39
CHINA	80,722	386,046	378.24	805,396	5,999,498	644.91
SINGAPORE	15,157,421	9,775,239	-35.51	165,070,662	144,346,712	-12.55
PHILIPPINES	8,845	0	-100.00	116,140	0	-100.00
MALAYSIA	1,854,383	837,226	-54.85	19,291,759	12,705,705	-34.14
INDIA	42,115	40,852	-3.00	421,148	634,110	50.57
TURKEY	0	76,249	-	0	1,163,869	-
AUSTRALIA	11,155	15,529	39.21	46,956	49,928	6.33
EAST TIMOR	0	227	-	0	118	-
UNITED STATES	29,190	199,788	584.44	97,614	3,298,684	3,279.31
CANADA	0	2,859	-	0	46,737	-
UNITED KINGDOM	0	2,672	-	0	46,092	-
NETHERLANDS	0	525,449	-	0	8,887,261	-
GERMANY, FED. REP. OF	2,500	50,578	1,923.12	48,500	783,964	1,516.42
-ALUMINIUM	29,783,521	42,797,557	43.70	62,196,857	110,455,231	77.59
JAPAN	11,436,353	19,467,882	70.23	18,514,778	43,513,485	135.02
HONG KONG	305,040	240,199	-21.26	474,024	637,653	34.52
KOREA, REPUBLIC OF	4,830,703	1,648,827	-65.87	6,462,195	2,531,799	-60.82
TAIWAN	275,985	431,819	56.46	1,048,501	1,401,884	33.70
CHINA	3,897,557	228,054	-94.15	5,846,224	560,959	-90.40
PAPUA NEW GUINEA	215,857	416,159	92.79	762,737	1,286,561	68.68
THAILAND	923,860	1,368,445	48.12	2,944,614	4,451,157	51.16
SINGAPORE	1,245,925	1,504,534	20.76	4,642,060	4,763,877	2.62
PHILIPPINES	1,244,109	1,754,865	41.05	4,672,461	5,699,447	21.98
MALAYSIA	1,172,776	1,065,968	-9.11	3,667,136	3,445,345	-6.05
MYANMAR (FORM. BURMA)	0	19,030	-	0	52,377	-
BRUNEI DARUSSALAM	27,541	24,698	-10.32	100,459	67,941	-32.37
VIET NAM	65,462	305,981	367.42	266,555	853,824	220.32
MALDIVES	702	1,404	100.00	1,221	5,423	344.14
INDIA	77,569	526,102	578.24	215,096	1,879,482	773.79
PAKISTAN	21,293	12,331	-42.09	74,609	75,308	0.94
BANGLADESH	97,391	147	-99.85	276,827	16	-99.99
SRI LANKA	5,940	23,860	301.68	21,667	79,844	268.51
IRAN (ISLAMIC REPUBLIC OF)	9,555	20,600	115.59	42,478	52,765	24.22
SAUDI ARABIA	11,708	51,741	341.93	65,142	270,788	315.69
KUWAIT	2,064	1,881	-8.87	1,600	18,100	1,031.25
JORDAN	0	16,647	-	0	44,003	-
LEBANON	11,552	0	-100.00	38,430	0	-100.00
TURKEY	0	58,785	-	0	199,312	-
UNITED ARAB EMIRATES	13,368	22,072	65.11	81,937	89,837	9.64
BAHRAIN	783	0	-100.00	4,974	0	-100.00
CYPRUS	1,762	1,276	-27.58	12,284	3,260	-73.46
LIBYAN ARAB JAMAHIRIYA	0	26	-	0	65	-
MADAGASCAR	38,292	19,101	-50.12	120,218	52,348	-56.46
KENYA	0	255	-	0	4,516	-
REUNION	7,783	0	-100.00	26,224	0	-100.00
ANGOLA	112	0	-100.00	1,385	0	-100.00
NIGERIA	34,940	4,826	-86.19	34,057	4,050	-88.11
SENEGAL	2,350	413	-82.43	14,252	4,264	-70.08
BENIN	0	7	-	0	25	-
SEYCHELLES	0	4,887	-	0	16,450	-
SOUTH AFRICA	14,036	36,251	158.27	96,350	247,683	157.07
MAURITIUS	121,839	122,065	0.19	387,647	317,993	-17.97
VIRGIN ISLANDS (BRITISH)	0	26	-	0	97	-
AUSTRALIA	631,610	1,574,372	149.26	2,077,859	4,720,058	127.16
NEW ZEALAND	97,547	194,129	99.01	240,458	539,538	124.38
NEW CALEDONIA	57,173	91,694	60.38	151,481	282,209	86.30
VANUATU	5,055	0	-100.00	3,573	0	-100.00
FIJI	27,060	201	-99.26	66,436	594	-99.11
EAST TIMOR	92,939	135,768	46.08	147,141	95,382	-35.18
UNITED STATES	1,999,520	10,071,286	403.69	5,331,616	27,337,026	412.73
CANADA	201,155	628,944	212.67	531,284	2,021,706	280.53
MEXICO	0	54	-	0	142	-
ARGENTINA	76	690	807.89	92	869	844.57
BRAZIL	0	53,536	-	0	301,826	-
COLOMBIA	0	347	-	0	2,984	-
PERU	16,604	0	-100.00	33,355	0	-100.00
JAMAICA	308	0	-100.00	367	0	-100.00
PUERTO RICO	0	19,357	-	0	46,574	-
FRENCH POLYNESIA	1	0	-100.00	4	0	-100.00
NETHERLANDS ANTILLES	917	0	-100.00	695	0	-100.00
GUADELOUPE	0	212	-	0	255	-

TABEL 5. PERKEMBANGAN EKSPOR INDONESIA MENURUT KOMODITI DAN NEGARA TUJUAN

JENIS BARANG	BERAT BERSIH (KG)		PERUB %	NILAI FOB (US \$)		PERUB %
	JAN-FEB 2009	JAN-FEB 2010		JAN-FEB 2009	JAN-FEB 2010	
	(1)	(2)	(3)	(4)	(5)	(6)
UNITED KINGDOM	142,741	88,751	-37.82	787,031	471,571	-40.08
NETHERLANDS	65,667	16,826	-74.38	477,326	176,798	-62.96
FRANCE	57,396	84,523	47.26	432,772	529,652	22.39
GERMANY, FED. REP. OF	181,501	148,905	-17.96	543,678	375,781	-30.88
AUSTRIA	2,598	223	-91.42	6,357	7,488	17.79
BELGIUM	31,839	216,177	578.97	187,114	642,623	243.44
SWITZERLAND	7	0	-100.00	248	0	-100.00
DENMARK	1,938	0	-100.00	11,602	0	-100.00
NORWAY	13,337	5,901	-55.75	70,585	15,632	-77.85
FINLAND	4,272	0	-100.00	28,053	0	-100.00
ITALY	26,424	38,392	45.29	92,649	94,552	2.05
SPAIN	7,673	20,184	163.05	47,863	123,952	158.97
PORTUGAL	1,175	2,016	71.57	1,500	10,771	618.07
GREECE	733	0	-100.00	680	0	-100.00
HUNGARY	435	0	-100.00	3,150	0	-100.00
POLAND	0	1,718	-	0	12,036	-
ROMANIA	0	1,590	-	0	9,920	-
SLOVAKIA	20	0	-100.00	202	0	-100.00
SLOVENIA	775	0	-100.00	2,963	0	-100.00
CZECH REPUBLIC	0	597	-	0	3,354	-
RUSSIA FEDERATION	818	0	-100.00	581	0	-100.00
-NIKEL	3,104,535	30,710,995	889.23	18,389,291	336,083,548	1,727.60
JAPAN	3,047,716	30,619,412	904.67	18,172,663	335,711,700	1,747.34
KOREA, REPUBLIC OF	38,107	51,249	34.49	91,470	227,947	149.20
CHINA	2,040	1,183	-42.01	47,696	8,690	-81.78
THAILAND	0	4	-	0	2,461	-
SINGAPORE	4	1	-75.00	4	706	17,550.00
MALAYSIA	38	201	428.95	2,574	9,880	283.84
VIET NAM	4,703	0	-100.00	22,341	0	-100.00
INDIA	8,656	0	-100.00	25,140	0	-100.00
EGYPT	16	0	-100.00	48	0	-100.00
EAST TIMOR	0	4,800	-	0	28,919	-
UNITED STATES	0	31	-	0	5,208	-
UNITED KINGDOM	3,255	17,319	432.07	27,355	46,655	70.55
SWEDEN	0	16,795	-	0	41,382	-
-BESI/BAJA	347,178,572	309,334,223	-10.90	395,733,609	357,572,790	-9.64
JAPAN	10,889,901	19,345,387	77.65	24,104,932	27,415,583	13.73
HONG KONG	409,337	1,063,614	159.84	433,504	1,191,732	174.91
KOREA, REPUBLIC OF	9,858,176	8,692,178	-11.83	33,156,164	8,788,866	-73.49
TAIWAN	479,230	1,977,107	312.56	946,986	4,203,627	343.90
CHINA	110,729,774	13,716,114	-87.61	47,494,402	46,588,533	-1.91
PAPUA NEW GUINEA	233,151	1,075,802	361.42	758,645	1,867,609	146.18
THAILAND	3,208,395	6,617,458	106.25	9,281,191	12,216,500	31.63
SINGAPORE	50,468,364	74,459,355	47.54	60,429,650	67,464,881	11.64
PHILIPPINES	6,277,672	2,929,701	-53.33	6,155,742	4,415,273	-28.27
MALAYSIA	38,870,995	26,783,694	-31.10	41,334,555	19,731,082	-52.26
MYANMAR (FORM. BURMA)	669,408	57,550,608	8,497.24	1,602,679	32,365,753	1,919.48
CAMBODIA	53	0	-100.00	556	0	-100.00
BRUNEI DARUSSALAM	509,613	40,458	-92.06	504,982	95,637	-81.06
VIET NAM	28,527,421	13,461,028	-52.81	20,497,217	10,318,889	-49.66
MALDIVES	11,922	7,599	-36.26	20,551	18,845	-8.30
INDIA	2,859,631	3,646,958	27.53	3,836,677	4,361,978	13.69
PAKISTAN	4,312,642	1,435,888	-66.71	3,474,713	1,704,856	-50.94
BANGLADESH	609,196	1,012,983	66.28	622,925	1,213,182	94.76
SRI LANKA	951,807	2,225,466	133.81	670,818	1,392,747	107.62
IRAQ	0	1,944	-	0	8,502	-
IRAN (ISLAMIC REPUBLIC OF)	13,508,941	16,367,000	21.16	26,246,607	19,814,176	-24.51
SAUDI ARABIA	938,819	3,001,074	219.66	1,527,775	4,071,868	166.52
ISRAEL	1,249	107	-91.43	6,667	108	-98.38
KUWAIT	1,947,836	152,917	-92.15	1,539,101	128,888	-91.63
JORDAN	76,600	23,118	-69.82	75,224	40,489	-46.18
LEBANON	24,809	21,367	-13.87	122,925	98,050	-20.24
YEMEN	342,141	559,854	63.63	544,190	1,005,571	84.78
OMAN	664,935	41,149	-93.81	6,417,970	160,964	-97.49
SYRIA ARAB REPUBLIC	3,681,907	0	-100.00	8,674,662	0	-100.00
TURKEY	75,996	427,338	462.32	144,869	1,120,767	673.64
UNITED ARAB EMIRATES	3,902,831	1,622,383	-58.43	3,464,202	2,086,514	-39.77
QATAR	380,684	40,423	-89.38	1,508,994	138,505	-90.82
BAHRAIN	345	30	-91.30	6,370	683	-89.28
CYPRUS	1,821	302	-83.42	491	776	58.04
EGYPT	1,306,994	31,577	-97.58	1,168,647	702,477	-39.89
LIBYAN ARAB JAMAHIRIYA	0	10	-	0	25	-
TUNISIA	199	0	-100.00	1,825	0	-100.00
ALGERIA	680,490	218,350	-67.91	1,207,323	761,953	-36.89
SUDAN	13	12,938	99,423.08	650	35,230	5,320.00
TANZANIA, UNITED REPUBLIC OF	72	0	-100.00	40	0	-100.00

TABEL 5. PERKEMBANGAN EKSPOR INDONESIA MENURUT KOMODITI DAN NEGARA TUJUAN

JENIS BARANG	BERAT BERSIH (KG)		PERUB	NILAI FOB (US \$)		PERUB
	JAN-FEB 2009	JAN-FEB 2010	%	JAN-FEB 2009	JAN-FEB 2010	%
	(1)	(2)	(3)	(4)	(5)	(6)
MADAGASCAR	1,882	560,086	29,660.15	6,432	516,269	7,926.57
KENYA	53,161	25,433	-52.16	35,064	236,458	574.36
REUNION	5,487	4,210	-23.27	8,466	6,740	-20.39
LIBERIA	49,310	2,540	-94.85	31,010	1,250	-95.97
ANGOLA	587,716	5,981,896	917.82	711,736	15,711,742	2,107.52
CAMEROON	0	13,500	-	0	199,218	-
NIGERIA	111,205	310,851	179.53	175,749	340,035	93.48
GABON	150	14,633	9,655.33	1,960	32,273	1,546.58
COTE D'IVOIRE	7,548	112,862	1,395.26	9,417	382,377	3,960.50
SENEGAL	4,448	5,483	23.27	4,243	841	-80.18
MAURITANIA	135,689	189,222	39.45	532,886	508,519	-4.57
BENIN	18,721	0	-100.00	53,595	0	-100.00
BURKINA FASO	3,644	0	-100.00	11,022	0	-100.00
GAMBIA	0	723	-	0	107	-
U.S. VIRGIN ISLANDS	0	1	-	0	15	-
SEYCHELLES	11,570	1,571	-86.42	31,052	7,372	-76.26
SOUTH AFRICA	320,362	143,310	-55.27	839,638	405,785	-51.67
MAURITIUS	648,814	947,225	45.99	1,033,802	1,115,008	7.86
VIRGIN ISLANDS (BRITISH)	2,567	0	-100.00	973	0	-100.00
AUSTRALIA	13,940,449	23,362,808	67.59	22,426,232	18,800,815	-16.17
NEW ZEALAND	1,477,311	932,950	-36.85	1,793,905	929,840	-48.17
GUAM	89	34	-61.80	573	205	-64.22
NEW CALEDONIA	2,988	54,789	1,733.63	5,903	51,905	779.30
SAINT VINCENT AND THE GREN/	0	9	-	0	57	-
VANUATU	0	11	-	0	4	-
WALLIS AND FUTUNA ISLANDS	0	189	-	0	264	-
FIJI	17,195	75,174	337.19	28,841	96,044	233.01
TONGA	0	256	-	0	504	-
EAST TIMOR	1,338,922	1,495,720	11.71	1,138,787	1,276,164	12.06
UNITED STATES	7,275,770	7,383,072	1.47	21,337,153	18,536,356	-13.13
CANADA	332,819	1,091,198	227.87	433,168	2,351,316	442.82
MEXICO	4,915,659	158,486	-96.78	12,812,098	926,124	-92.77
GUATEMALA	36,187	62,084	71.56	105,365	156,261	48.30
NICARAGUA	0	383	-	0	838	-
PANAMA	115	1	-99.13	501	3	-99.40
CHILE	155,272	109,038	-29.78	246,432	199,709	-18.96
VENEZUELA	508,734	5	-100.00	1,169,021	37	-100.00
ARGENTINA	6,054	24,797	309.60	62,080	262,047	322.11
BRAZIL	41,204	358,745	770.66	116,714	1,072,355	818.79
COLOMBIA	277,264	43,465	-84.32	1,995,013	579,632	-70.95
BOLIVIA	0	108	-	0	1,414	-
URUGUAY	0	93	-	0	411	-
PARAGUAY	0	36,169	-	0	74,744	-
ECUADOR	370	198,576	53,569.19	1,054	368,582	34,869.83
PERU	87,573	124,875	42.60	172,821	233,829	35.30
TRINIDAD AND TOBAGO	99,419	0	-100.00	294,156	0	-100.00
BAHAMAS	0	44	-	0	235	-
JAMAICA	802	622	-22.44	660	1,842	179.09
PUERTO RICO	95	47,652	50,060.00	566	116,946	20,561.84
DOMINICAN REPUBLIC	397	0	-100.00	1,177	0	-100.00
COSTA RICA	3,246	0	-100.00	3,579	0	-100.00
ARUBA	0	8,602	-	0	6,563	-
BERMUDA	0	88	-	0	1,014	-
DOMINICA	0	1,730	-	0	3,013	-
FRENCH GUIANA	2,061	167	-91.90	5,042	110	-97.82
FRENCH POLYNESIA	1,320	1,407	6.59	1,955	2,863	46.45
MARTINIQUE	684	178	-73.98	803	718	-10.59
NETHERLANDS ANTILLES	948	2	-99.79	1,074	150	-86.03
GUADELOUPE	312	546	75.00	395	2,016	410.38
UNITED KINGDOM	681,358	1,674,603	145.77	1,682,934	5,731,811	240.58
NETHERLANDS	13,954,530	476,784	-96.58	10,683,395	862,189	-91.93
FRANCE	72,588	165,151	127.52	277,155	287,757	3.83
GERMANY, FED. REP. OF	432,311	848,118	96.18	2,101,459	2,234,769	6.34
AUSTRIA	100,433	8,814	-91.22	108,182	23,515	-78.26
BELGIUM	397,011	1,131,169	184.92	1,112,119	2,497,125	124.54
SWITZERLAND	9,033	14,601	61.64	22,177	47,417	113.81
DENMARK	2,888	8,200	183.93	8,122	28,576	251.83
NORWAY	817	2,880	252.51	4,305	25,213	485.67
SWEDEN	3,445	43,487	1,162.32	29,099	156,106	436.47
FINLAND	3,013	5,645	87.35	46,209	18,274	-60.45
IRELAND	492,500	0	-100.00	343,285	0	-100.00
ITALY	372,139	633,298	70.18	785,464	1,068,387	36.02
SPAIN	65,419	632,728	867.19	205,394	1,022,847	397.99
PORTUGAL	5,323	461,620	8,572.18	36,061	980,422	2,618.79
GREECE	7,685	18,043	134.78	53,143	87,935	65.47
HUNGARY	127	947	645.67	340	10,326	2,937.06
POLAND	1,004	46,694	4,550.80	5,968	126,824	2,025.07
ROMANIA	357	42	-88.24	1,433	55	-96.16

TABEL 5. PERKEMBANGAN EKSPOR INDONESIA MENURUT KOMODITI DAN NEGARA TUJUAN

JENIS BARANG	BERAT BERSIH (KG)		PERUB %	NILAI FOB (US \$)		PERUB %
	JAN-FEB 2009	JAN-FEB 2010		JAN-FEB 2009	JAN-FEB 2010	
	(1)	(2)	(3)	(4)	(5)	(6)
YUGOSLAVIA	213	0	-100.00	473	0	-100.00
AZERBAIJAN	0	4	-	0	354	-
KAZAKHSTAN	563,659	0	-100.00	2,359,228	0	-100.00
LITHUANIA	1,086	0	-100.00	3,025	0	-100.00
LATVIA	0	14	-	0	35	-
ESTONIA	0	107,950	-	0	221,022	-
GEORGIA	0	48,231	-	0	41,301	-
CROATIA	0	1,240	-	0	2,020	-
MALTA	86	0	-100.00	413	0	-100.00
SLOVAKIA	23,251	291	-98.75	57,772	1,190	-97.94
SLOVENIA	5,897	2,624	-55.50	16,930	9,983	-41.03
CZECH REPUBLIC	83,391	8,889	-89.34	161,916	37,466	-76.86
RUSSIA FEDERATION	105	541,258	515,383.81	74	999,813	1,350,998.65
-TEMBAGA	50,309,090	53,391,495	6.13	252,855,792	572,266,015	126.32
JAPAN	255,297	660,844	158.85	48,795,725	97,631,072	100.08
HONG KONG	1,074,294	1,191,939	10.95	3,252,647	8,060,453	147.81
KOREA, REPUBLIC OF	4,482,883	596,883	-86.69	53,704,125	98,647,815	83.69
TAIWAN	1,283,232	4,545,886	254.25	4,642,603	31,221,651	572.50
CHINA	12,679,592	8,318,739	-34.39	41,440,301	40,477,319	-2.32
THAILAND	6,951,467	13,557,982	95.04	24,126,254	96,108,756	298.36
SINGAPORE	13,311,726	1,705,716	-87.19	41,562,728	12,834,797	-69.12
PHILIPPINES	815,221	2,287,239	180.57	3,668,441	16,432,883	347.95
MALAYSIA	7,545,585	17,246,847	128.57	24,828,209	148,663,644	498.77
BRUNEI DARUSSALAM	14	1,031	7,264.29	52	6,197	11,817.31
VIET NAM	1,102,798	1,744,539	58.19	3,596,964	12,212,762	239.53
MALDIVES	2,057	0	-100.00	19,257	0	-100.00
INDIA	100,392	405,443	303.86	317,765	3,000,511	844.25
PAKISTAN	498,014	598,642	20.21	1,470,975	4,091,263	178.13
BANGLADESH	42,720	94,380	120.93	151,664	645,982	325.93
IRAN (ISLAMIC REPUBLIC OF)	0	1,104	-	0	18,363	-
SAUDI ARABIA	5,227	0	-100.00	83,575	0	-100.00
OMAN	390	49	-87.44	2,579	1,528	-40.75
UNITED ARAB EMIRATES	686	0	-100.00	6,215	0	-100.00
BAHRAIN	59	0	-100.00	656	0	-100.00
ANGOLA	41	0	-100.00	513	0	-100.00
UGANDA	0	7,550	-	0	725	-
SAO TOME AND PRINCIPE	0	586	-	0	2,900	-
SOUTH AFRICA	481	0	-100.00	456	0	-100.00
AUSTRALIA	4,707	75,726	1,508.80	32,064	498,153	1,453.62
NEW ZEALAND	0	92,000	-	0	58,880	-
FIJI	0	413	-	0	2,308	-
TUVALU	437	0	-100.00	655	0	-100.00
EAST TIMOR	0	828	-	0	611	-
UNITED STATES	78,767	196,876	149.95	554,012	1,189,768	114.75
CANADA	18,989	9,813	-48.32	152,040	93,462	-38.53
MEXICO	0	60	-	0	111	-
BRAZIL	12,427	31,124	150.45	201,074	249,786	24.23
ANGUILLA	0	1,697	-	0	5,375	-
UNITED KINGDOM	202	6,487	3,111.39	308	20,833	6,663.96
NETHERLANDS	2,267	4,963	118.92	28,714	73,251	155.11
FRANCE	419	863	105.97	19,926	6,686	-66.45
GERMANY, FED. REP. OF	30,351	3,053	-89.94	95,322	3,399	-96.43
AUSTRIA	0	1,208	-	0	2,774	-
BELGIUM	5,912	1	-99.98	86,202	13	-99.98
SWITZERLAND	16	0	-100.00	50	0	-100.00
SWEDEN	0	409	-	0	1,316	-
ITALY	2,141	85	-96.03	10,925	197	-98.20
SPAIN	0	462	-	0	384	-
PORTUGAL	7	0	-100.00	14	0	-100.00
GEORGIA	0	26	-	0	79	-
SLOVAKIA	272	0	-100.00	2,782	0	-100.00
RUSSIA FEDERATION	0	2	-	0	8	-
-SENG	619,401	552,643	-10.78	649,256	543,666	-16.26
JAPAN	239,382	99,758	-58.33	263,409	172,501	-34.51
TAIWAN	9,570	272,283	2,745.17	1,980	158,970	7,928.79
CHINA	3,467	9,330	169.11	7,791	32,983	323.35
THAILAND	0	20,000	-	0	15,560	-
SINGAPORE	143,228	10,344	-92.78	113,848	22,643	-80.11
PHILIPPINES	20,519	18,197	-11.32	41,214	33,327	-19.14
MALAYSIA	0	8,999	-	0	15,963	-
VIET NAM	1,516	607	-59.96	3,991	4,993	25.11
GAMBIA	251	0	-100.00	235	0	-100.00
EAST TIMOR	201,468	105,734	-47.52	216,788	81,554	-62.38
UNITED STATES	0	7,159	-	0	4,942	-
NETHERLANDS	0	232	-	0	230	-

TABEL 5. PERKEMBANGAN EKSPOR INDONESIA MENURUT KOMODITI DAN NEGARA TUJUAN

JENIS BARANG	BERAT BERSIH (KG)		PERUB	NILAI FOB (US \$)		PERUB
	JAN-FEB 2009	JAN-FEB 2010	%	JAN-FEB 2009	JAN-FEB 2010	%
	(1)	(2)	(3)	(4)	(5)	(6)
-LOGAM TIDAK MULIA LAIN	6,968,318	10,155,343	45.74	24,811,865	32,173,599	29.67
JAPAN	967,114	2,427,151	150.97	4,248,071	4,340,275	2.17
HONG KONG	130,481	195,491	49.82	455,581	676,459	48.48
KOREA, REPUBLIC OF	30,096	140,785	367.79	59,238	332,246	460.87
TAIWAN	24,093	31,454	30.55	114,657	65,029	-43.28
CHINA	170,923	222,860	30.39	265,649	420,172	58.17
MONGOLIA	0	20,000	-	0	25,820	-
MACAU	2	0	-100.00	2	0	-100.00
PAPUA NEW GUINEA	210,138	330,156	57.11	806,022	878,930	9.05
THAILAND	428,497	600,044	40.03	2,410,514	4,897,552	103.17
SINGAPORE	2,006,590	1,842,476	-8.18	4,331,559	3,413,206	-21.20
PHILIPPINES	397,795	324,633	-18.39	1,062,250	684,268	-35.58
MALAYSIA	442,887	1,085,569	145.11	1,701,612	3,245,319	90.72
MYANMAR (FORM. BURMA)	0	196	-	0	2,149	-
CAMBODIA	7,442	0	-100.00	18,769	0	-100.00
BRUNEI DARUSSALAM	10,027	922	-90.80	134,347	38,949	-71.01
LAO PEOPLE'S DEMOCRATIC RE	3,694	0	-100.00	6,731	0	-100.00
VIET NAM	119,530	477,679	299.63	734,872	3,011,192	309.76
MALDIVES	1,384	5,429	292.27	2,348	11,977	410.09
INDIA	75,986	129,791	70.81	115,338	724,853	528.46
PAKISTAN	43,954	6,637	-84.90	200,246	297,820	48.73
BANGLADESH	9,013	19,391	115.14	7,711	184,894	2,297.80
SRI LANKA	57,453	808	-98.59	73,088	1,998	-97.27
IRAQ	0	28	-	0	3,500	-
IRAN (ISLAMIC REPUBLIC OF)	437	27,677	6,233.41	1,392	58,303	4,088.43
SAUDI ARABIA	1,984	39,126	1,872.08	7,376	111,242	1,408.16
ISRAEL	283	1,030	263.96	183	1,150	528.42
KUWAIT	0	24,445	-	0	45,852	-
JORDAN	6,943	10,496	51.17	17,732	16,324	-7.94
LEBANON	778	109	-85.99	817	1,781	117.99
OMAN	0	65,064	-	0	73,044	-
SYRIA ARAB REPUBLIC	0	17,380	-	0	30,464	-
TURKEY	368	10,320	2,704.35	43,232	64,737	49.74
UNITED ARAB EMIRATES	204,387	120,709	-40.94	592,399	205,091	-65.38
QATAR	267	2,284	755.43	33,281	17,252	-48.16
BAHRAIN	19,999	0	-100.00	23,450	0	-100.00
EGYPT	249	476	91.16	6,500	2,362	-63.66
LIBYAN ARAB JAMAHIRIYA	549	42,659	7,670.31	5,115	49,252	862.89
MOROCCO	21	6,028	28,604.76	405	39,282	9,599.26
MADAGASCAR	915	0	-100.00	181	0	-100.00
KENYA	50,810	15,845	-68.82	156,789	43,863	-72.02
REUNION	1,780	7,565	325.00	2,709	8,077	198.15
MOZAMBIQUE	18	0	-100.00	5,256	0	-100.00
GHANA	198	0	-100.00	68,398	0	-100.00
LIBERIA	3,425	0	-100.00	107,718	0	-100.00
ANGOLA	690	7,131	933.48	8,501	9,623	13.20
CONGO	0	64	-	0	84	-
CAMEROON	0	38	-	0	111	-
GAMBIA	0	635	-	0	94	-
SEYCHELLES	4	173	4,225.00	11	4,232	38,372.73
SOUTH AFRICA	52,795	42,485	-19.53	323,649	288,119	-10.98
MAURITIUS	2,267	245	-89.19	12,371	832	-93.27
AUSTRALIA	198,416	203,604	2.61	1,479,869	1,404,854	-5.07
NEW ZEALAND	3,194	37,539	1,075.30	27,096	130,242	380.67
GUAM	5,800	1,246	-78.52	10,614	1,012	-90.47
NEW CALEDONIA	20,805	26,987	29.71	64,631	79,513	23.03
VANUATU	4,836	0	-100.00	8,090	0	-100.00
FIJI	6,307	127	-97.99	31,397	496	-98.42
EAST TIMOR	259,788	239,719	-7.73	208,931	297,698	42.49
UNITED STATES	111,051	281,318	153.32	1,280,630	2,568,061	100.53
CANADA	18,485	25,209	36.38	111,950	155,419	38.83
MEXICO	121	917	657.85	1,143	3,861	237.80
HONDURAS	96	0	-100.00	336	0	-100.00
PANAMA	19,925	20,475	2.76	100,000	88,088	-11.91
SURINAME	1	32	3,100.00	334	607	81.74
CHILE	2,198	24,343	1,007.51	30,905	165,382	435.13
VENEZUELA	475	598	25.89	512	1,133	121.29
ARGENTINA	12,167	12,519	2.89	317,192	209,472	-33.96
BRAZIL	15,865	5,371	-66.15	240,789	95,424	-60.37
COLOMBIA	0	167	-	0	351	-
ECUADOR	0	51	-	0	1,392	-
PERU	285	0	-100.00	335	0	-100.00
TRINIDAD AND TOBAGO	370	0	-100.00	1,098	0	-100.00
BAHAMAS	0	291	-	0	227	-
PUERTO RICO	27	11	-59.26	226	24	-89.38
COSTA RICA	640	0	-100.00	515	0	-100.00
BARBADOS	9,130	57	-99.38	20,170	5,170	-74.37
BERMUDA	346	0	-100.00	1,014	0	-100.00

TABEL 5. PERKEMBANGAN EKSPOR INDONESIA MENURUT KOMODITI DAN NEGARA TUJUAN

JENIS BARANG	BERAT BERSIH (KG)		PERUB %	NILAI FOB (US \$)		PERUB %
	JAN-FEB 2009	JAN-FEB 2010		JAN-FEB 2009	JAN-FEB 2010	
	(1)	(2)	(3)	(4)	(5)	(6)
FRENCH GUIANA	0	949	-	0	944	-
FRENCH POLYNESIA	1,813	4,570	152.07	5,507	9,360	69.97
NETHERLANDS ANTILLES	97	7,778	7,918.56	339	6,345	1,771.68
UNITED KINGDOM	23,482	48,455	106.35	194,156	328,937	69.42
NETHERLANDS	46,941	40,148	-14.47	417,222	249,268	-40.26
FRANCE	27,589	23,739	-13.95	124,420	69,541	-44.11
GERMANY, FED. REP. OF	391,590	585,445	49.50	1,145,248	1,251,370	9.27
AUSTRIA	1,737	0	-100.00	4,396	0	-100.00
BELGIUM	5,756	22,807	296.23	12,013	18,952	57.76
SWITZERLAND	6,191	7,151	15.51	88,794	88,189	-0.68
DENMARK	16,967	62,353	267.50	27,015	65,068	140.86
NORWAY	113	2,201	1,847.79	6,740	11,030	63.65
SWEDEN	34,167	16,185	-52.63	136,850	41,581	-69.62
FINLAND	16	0	-100.00	32	0	-100.00
IRELAND	0	4,966	-	0	10,514	-
ITALY	182,846	44,236	-75.81	356,136	177,880	-50.05
SPAIN	35,770	86,578	142.04	122,533	271,382	121.48
PORTUGAL	1,317	1,337	1.52	2,532	1,992	-21.33
GREECE	1,249	3,176	154.28	2,462	19,317	684.61
HUNGARY	82	0	-100.00	887	0	-100.00
POLAND	1,002	7,058	604.39	8,079	10,061	24.53
BULGARIA	4,390	1,523	-65.31	20,266	2,792	-86.22
UKRAINE	555	0	-100.00	1,218	0	-100.00
ESTONIA	61	0	-100.00	117	0	-100.00
CROATIA	6,587	231	-96.49	23,049	712	-96.91
SLOVAKIA	32	0	-100.00	594	0	-100.00
SLOVENIA	1,242	104	-91.63	2,901	968	-66.63
RUSSIA FEDERATION	132	288	118.18	4,512	1,191	-73.60
-PAKAIAN JADI	61,364,788	67,630,869	10.21	975,994,362	995,790,582	2.03
JAPAN	1,723,495	1,827,760	6.05	25,454,668	26,475,414	4.01
HONG KONG	161,038	141,427	-12.18	3,029,469	3,634,746	19.98
KOREA, REPUBLIC OF	532,002	724,854	36.25	4,941,011	8,753,967	77.17
TAIWAN	37,504	67,802	80.79	760,291	1,216,098	59.95
CHINA	123,145	244,745	98.75	3,196,212	3,883,879	21.52
MACAU	0	1,146	-	0	12,031	-
PAPUA NEW GUINEA	51,477	73,918	43.59	212,134	174,661	-17.66
THAILAND	186,865	160,910	-13.89	2,008,077	1,940,564	-3.36
SINGAPORE	611,672	552,003	-9.76	6,849,802	6,553,511	-4.33
PHILIPPINES	115,966	60,991	-47.41	1,441,874	779,762	-45.92
MALAYSIA	1,392,968	1,199,885	-13.86	11,852,860	11,040,500	-6.85
MYANMAR (FORM. BURMA)	3,169	0	-100.00	33,979	0	-100.00
CAMBODIA	0	1,612	-	0	26,407	-
BRUNEI DARUSSALAM	28,034	30,054	7.21	260,739	303,728	16.49
LAO PEOPLE'S DEMOCRATIC RE	0	657	-	0	2,622	-
NEPAL	27,522	8,931	-67.55	173,301	93,420	-46.09
VIET NAM	111,315	8,974	-91.94	796,676	254,857	-68.01
MALDIVES	3,786	9,388	147.97	24,572	95,865	290.14
INDIA	25,456	28,288	11.13	316,114	167,412	-47.04
PAKISTAN	216,735	83,181	-61.62	1,885,835	821,155	-56.46
BANGLADESH	18,470	5,482	-70.32	117,435	7,953	-93.23
SRI LANKA	298,429	268,825	-9.92	1,793,287	1,309,185	-27.00
AFGHANISTAN	0	10,813	-	0	166,782	-
IRAQ	1,255	9,772	678.65	25,000	558,600	2,134.40
IRAN (ISLAMIC REPUBLIC OF)	27,132	60,019	121.21	127,184	449,071	253.09
SAUDI ARABIA	1,136,368	838,825	-26.18	10,172,050	8,616,814	-15.29
ISRAEL	4,487	5,402	20.39	104,843	156,918	49.67
KUWAIT	151,759	78,346	-48.37	1,500,775	1,223,676	-18.46
JORDAN	24,598	6,240	-74.63	157,500	14,885	-90.55
LEBANON	2,366	2,721	15.00	51,970	95,813	84.36
YEMEN	68,879	48,333	-29.83	551,238	333,824	-39.44
OMAN	1,485	5,708	284.38	19,305	50,679	162.52
SYRIA ARAB REPUBLIC	22,644	0	-100.00	287,400	0	-100.00
TURKEY	59,471	145,352	144.41	1,208,705	3,625,091	199.92
UNITED ARAB EMIRATES	1,658,976	2,118,722	27.71	18,866,910	20,822,174	10.36
QATAR	907	3,356	270.01	21,473	65,368	204.42
BAHRAIN	10,097	7,320	-27.50	55,775	24,182	-56.64
CYPRUS	6,476	360	-94.44	100,094	3,479	-96.52
EGYPT	192,865	368,934	91.29	3,087,503	4,661,474	50.98
LIBYAN ARAB JAMAHIRIYA	185,933	44,207	-76.22	703,495	309,835	-55.96
MOROCCO	764	1,204	57.59	24,800	37,206	50.02
ALGERIA	5,059	32,567	543.74	10,937	33,229	203.82
SUDAN	512,461	551,201	7.56	4,743,759	5,001,547	5.43
NAMIBIA	77	0	-100.00	214	0	-100.00
ETHIOPIA	15,048	23,891	58.77	150,480	210,960	40.19
TANZANIA, UNITED REPUBLIC OF	284,394	236,405	-16.87	133,121	127,177	-4.47
MADAGASCAR	9,182	8,114	-11.63	9,072	4,904	-45.94
SOMALIA	24,953	0	-100.00	84,757	0	-100.00

TABEL 5. PERKEMBANGAN EKSPOR INDONESIA MENURUT KOMODITI DAN NEGARA TUJUAN

JENIS BARANG	BERAT BERSIH (KG)		PERUB	NILAI FOB (US \$)		PERUB
	JAN-FEB 2009	JAN-FEB 2010	%	JAN-FEB 2009	JAN-FEB 2010	%
	(1)	(2)	(3)	(4)	(5)	(6)
KENYA	128,385	30,154	-76.51	306,493	208,224	-32.06
REUNION	10,340	1,263	-87.79	31,932	37,941	18.82
MOZAMBIQUE	29,876	24,220	-18.93	14,220	13,560	-4.64
TOGO	1,817,886	618,849	-65.96	3,798,928	1,488,389	-60.82
GHANA	0	95,996	-	0	30,819	-
LIBERIA	12,799	24,000	87.51	119,400	30,576	-74.39
GUINEA	197,047	217,388	10.32	715,430	1,278,555	78.71
ANGOLA	220,949	50,846	-76.99	12,525	9,139	-27.03
CONGO	92,726	115,887	24.98	115,242	82,655	-28.28
CAMEROON	110,343	24,724	-77.59	160,448	34,328	-78.60
NIGERIA	1,087	470,795	43,211.41	3,715	2,596,844	69,801.59
SIERRA LEONE	42	0	-100.00	126	0	-100.00
GABON	11,187	13,379	19.59	6,526	5,950	-8.83
COTE D'IVOIRE	107,995	83,602	-22.59	88,373	69,416	-21.45
SENEGAL	338,601	193,291	-42.91	273,804	157,004	-42.66
MAURITANIA	5,724	6,371	11.30	14,800	21,000	41.89
MALI	0	19,358	-	0	28,000	-
BENIN	250,093	609,625	143.76	828,965	2,009,010	142.35
BURKINA FASO	0	8,640	-	0	92,800	-
GAMBIA	59,833	37,240	-37.76	383,613	429,612	11.99
SEYCHELLES	5	253	4,960.00	16	7,103	44,293.75
UGANDA	45,997	58,406	26.98	201,143	22,345	-88.89
SAO TOME AND PRINCIPE	1,776	3,788	113.29	630	1,185	88.10
SWAZILAND	0	74	-	0	2,132	-
SOUTH AFRICA	437,216	222,959	-49.00	4,387,521	2,417,712	-44.90
MALAWI	14,868	0	-100.00	14,850	0	-100.00
COMOROS	0	520	-	0	1,446	-
MAURITIUS	36,843	41,720	13.24	174,406	264,474	51.64
VIRGIN ISLANDS (BRITISH)	511	0	-100.00	1,973	0	-100.00
AUSTRALIA	348,053	406,003	16.65	7,118,082	7,759,278	9.01
NEW ZEALAND	26,555	35,598	34.05	545,714	592,539	8.58
GUAM	214	101	-52.80	2,425	831	-65.73
NAURU	0	359	-	0	6,936	-
NEW CALEDONIA	12,760	10,234	-19.80	94,022	135,479	44.09
NIUE	0	24	-	0	646	-
SAINT VINCENT AND THE GREN/	0	10	-	0	58	-
VANUATU	3,783	450	-88.10	1,750	3,750	114.29
WALLIS AND FUTUNA ISLANDS	762	1,456	91.08	1,142	1,747	52.98
AMERICAN SAMOA	0	12	-	0	454	-
COOK ISLANDS	0	60	-	0	1,728	-
FIJI	2,410	6,214	157.84	19,264	53,224	176.29
KIRIBATI	0	1,321	-	0	23,661	-
TONGA	0	1,463	-	0	19,048	-
EAST TIMOR	38,524	143,550	272.62	59,042	181,191	206.88
UNITED STATES	33,395,945	40,370,285	20.88	567,098,539	618,974,637	9.15
CANADA	1,054,213	1,164,839	10.49	23,546,355	19,277,202	-18.13
MEXICO	364,133	444,960	22.20	6,619,572	7,097,777	7.22
GUATEMALA	711	0	-100.00	5,862	0	-100.00
HONDURAS	614	80	-86.97	43,802	1,124	-97.43
NICARAGUA	0	12	-	0	28	-
PANAMA	224,511	104,924	-53.27	2,735,962	1,867,830	-31.73
SURINAME	14	8,872	63,271.43	467	93,773	19,979.87
CHILE	21,337	31,237	46.40	268,448	442,927	65.00
VENEZUELA	2,520	33,142	1,215.16	83,952	121,984	45.30
ARGENTINA	63,130	49,775	-21.15	1,569,496	942,685	-39.94
BRAZIL	225,097	208,557	-7.35	2,661,344	1,801,366	-32.31
COLOMBIA	3,128	9,365	199.39	88,519	78,532	-11.28
BOLIVIA	33	47	42.42	1,269	1,993	57.05
URUGUAY	4,917	3,124	-36.47	128,443	70,719	-44.94
PARAGUAY	2,910	48	-98.35	74,963	1,035	-98.62
ECUADOR	2,199	2,629	19.55	45,418	62,619	37.87
PERU	1,719	2,127	23.73	45,057	58,052	28.84
GUYANA	0	2,139	-	0	6,056	-
BAHAMAS	0	634	-	0	3,421	-
JAMAICA	339	902	166.08	5,031	2,676	-46.81
PUERTO RICO	20,813	53,720	158.11	261,735	429,720	64.18
BELIZE	5,722	0	-100.00	33,354	0	-100.00
DOMINICAN REPUBLIC	2,273	0	-100.00	11,281	0	-100.00
EL SALVADOR	8	0	-100.00	23	0	-100.00
COSTA RICA	6,995	1,977	-71.74	67,610	28,583	-57.72
HAITI	40	0	-100.00	78	0	-100.00
BARBADOS	82	82	0.00	6,726	2,269	-66.27
ANTIGUA AND BARBUDA	0	76	-	0	1,914	-
BERMUDA	1,526	1,333	-12.65	4,473	15,317	242.43
FRENCH GUIANA	0	25	-	0	17	-
FRENCH POLYNESIA	1,904	14,011	635.87	17,646	174,140	886.85
MARTINIQUE	388	5,342	1,276.80	10,324	39,746	284.99
NETHERLANDS ANTILLES	36,350	7,085	-80.51	365,714	141,053	-61.43

TABEL 5. PERKEMBANGAN EKSPOR INDONESIA MENURUT KOMODITI DAN NEGARA TUJUAN

JENIS BARANG	BERAT BERSIH (KG)		PERUB	NILAI FOB (US \$)		PERUB
	JAN-FEB 2009	JAN-FEB 2010	%	JAN-FEB 2009	JAN-FEB 2010	%
	(1)	(2)	(3)	(4)	(5)	(6)
SAN MARINO	0	3,830	-	0	87,317	-
GUADELOUPE	218	2,056	843.12	426	10,571	2,381.46
SAINT KITTS AND NEVIS	532	9,746	1,731.95	10,093	22,567	123.59
UNITED KINGDOM	2,755,497	2,572,622	-6.64	54,818,635	50,206,119	-8.41
NETHERLANDS	1,201,748	1,435,282	19.43	23,783,462	21,584,519	-9.25
FRANCE	775,606	724,647	-6.57	16,267,784	13,954,170	-14.22
GERMANY, FED. REP. OF	3,532,027	3,182,582	-9.89	76,177,934	66,335,849	-12.92
AUSTRIA	25,411	29,293	15.28	1,340,275	921,405	-31.25
BELGIUM	815,075	600,405	-26.34	20,333,237	14,592,108	-28.24
SWITZERLAND	87,470	216,265	147.24	2,074,382	2,270,738	9.47
MONACO	0	590	-	0	11,693	-
DENMARK	27,238	42,010	54.23	534,069	669,805	25.42
NORWAY	28,951	411,948	1,322.91	780,961	615,304	-21.21
SWEDEN	81,371	284,096	249.14	1,576,079	1,466,648	-6.94
FINLAND	11,557	14,679	27.01	158,218	236,868	49.71
IRELAND	80,265	209,084	160.49	1,446,448	3,077,744	112.78
ITALY	568,951	555,072	-2.44	16,695,270	14,653,462	-12.23
SPAIN	1,052,101	643,166	-38.87	17,602,217	9,688,616	-44.96
PORTUGAL	25,899	14,010	-45.91	212,901	150,440	-29.34
ICELAND	0	77	-	0	5,290	-
GREECE	29,585	29,781	0.66	708,603	474,112	-33.09
ANDORRA	0	712	-	0	14,000	-
DEMOCRATIC REPUBLIC OF THE	35,997	0	-100.00	19,526	0	-100.00
HUNGARY	7,745	2,281	-70.55	199,444	16,437	-91.76
POLAND	34,451	75,846	120.16	769,833	1,118,956	45.35
ROMANIA	7,377	35	-99.53	153,733	595	-99.61
BULGARIA	2,679	235	-91.23	77,415	5,025	-93.51
YUGOSLAVIA	3,159	749	-76.29	72,687	19,814	-72.74
BELARUS	0	108	-	0	5,184	-
KAZAKHSTAN	3,228	5,630	74.41	81,960	156,820	91.34
UKRAINE	71,764	134,047	86.79	1,382,231	2,330,834	68.63
LITHUANIA	38	0	-100.00	107	0	-100.00
LATVIA	0	4	-	0	10	-
ESTONIA	1,834	19,621	969.85	30,076	216,404	619.52
CROATIA	1,388	1,536	10.66	43,225	20,810	-51.86
BOSNIA AND HERZEGOVINA	0	32	-	0	1,201	-
MALTA	7,956	201	-97.47	74,880	3,196	-95.73
SLOVAKIA	979	0	-100.00	42,846	0	-100.00
SLOVENIA	839	3,463	312.75	20,832	78,547	277.05
CZECH REPUBLIC	11,991	13,134	9.53	411,150	487,006	18.45
RUSSIA FEDERATION	188,416	181,797	-3.51	5,448,744	4,278,989	-21.47
-KAIN TENUN	31,967,848	37,699,693	17.93	176,288,156	204,055,411	15.75
JAPAN	4,827,195	5,261,157	8.99	20,026,526	22,201,595	10.86
HONG KONG	422,676	315,879	-25.27	2,882,194	2,629,397	-8.77
KOREA, REPUBLIC OF	875,245	1,530,384	74.85	3,286,600	4,158,633	26.53
TAIWAN	1,048,032	1,084,744	3.50	3,517,146	4,118,836	17.11
CHINA	682,168	952,593	39.64	5,280,134	5,944,839	12.59
MACAU	27,328	33,527	22.68	129,481	186,639	44.14
PAPUA NEW GUINEA	86,135	54,374	-36.87	536,540	331,172	-38.28
THAILAND	968,793	1,492,153	54.02	7,330,940	8,869,301	20.98
SINGAPORE	416,692	437,046	4.88	3,041,863	3,068,699	0.88
PHILIPPINES	606,990	531,482	-12.44	2,609,991	2,216,042	-15.09
MALAYSIA	2,067,990	2,921,191	41.26	10,479,404	10,709,067	2.19
MYANMAR (FORM. BURMA)	180,238	121,194	-32.76	1,381,388	995,854	-27.91
CAMBODIA	192,738	113,742	-40.99	1,194,601	514,301	-56.95
BRUNEI DARUSSALAM	6,437	31,608	391.04	45,664	245,873	438.44
LAO PEOPLE'S DEMOCRATIC RE	17,945	18,409	2.59	99,652	90,599	-9.08
NEPAL	38	1,810	4,663.16	421	2,789	562.47
VIET NAM	1,018,286	869,152	-14.65	4,084,423	4,852,391	18.80
MALDIVES	8,009	6,238	-22.11	39,867	33,652	-15.59
INDIA	189,470	270,263	42.64	1,203,785	4,557,594	278.61
PAKISTAN	43,537	156,068	258.47	200,129	403,604	101.67
BANGLADESH	994,456	965,617	-2.90	4,430,335	4,149,515	-6.34
SRI LANKA	630,472	672,253	6.63	4,231,400	5,933,525	40.23
AFGHANISTAN	66,077	31,314	-52.61	385,744	189,794	-50.80
IRAN (ISLAMIC REPUBLIC OF)	166,502	128,713	-22.70	1,085,778	459,406	-57.69
SAUDI ARABIA	1,424,905	1,503,070	5.49	9,960,989	10,190,838	2.31
ISRAEL	15,189	1,028	-93.23	50,744	28,857	-43.13
KUWAIT	166,189	240,366	44.63	1,265,878	1,810,293	43.01
JORDAN	161,777	198,590	22.76	1,046,653	1,366,783	30.59
LEBANON	71,665	37,205	-48.08	326,922	273,980	-16.19
YEMEN	146,586	81,379	-44.48	804,120	393,366	-51.08
OMAN	43,225	38,609	-10.68	276,225	227,337	-17.70
SYRIA ARAB REPUBLIC	310,421	307,585	-0.91	2,103,791	1,874,930	-10.88
TURKEY	3,092,476	4,438,324	43.52	15,835,913	23,508,670	48.45
UNITED ARAB EMIRATES	2,930,948	3,010,271	2.71	24,942,185	27,776,917	11.37
QATAR	6,801	1,511	-77.78	48,002	9,196	-80.84

TABEL 5. PERKEMBANGAN EKSPOR INDONESIA MENURUT KOMODITI DAN NEGARA TUJUAN

JENIS BARANG	BERAT BERSIH (KG)		PERUB %	NILAI FOB (US \$)		PERUB %
	JAN-FEB 2009	JAN-FEB 2010		JAN-FEB 2009	JAN-FEB 2010	
	(1)	(2)	(3)	(4)	(5)	(6)
BAHRAIN	18,413	14,455	-21.50	144,583	121,781	-15.77
CYPRUS	29,061	1,540	-94.70	194,398	17,462	-91.02
EGYPT	214,771	345,814	61.02	1,288,942	2,224,550	72.59
LIBYAN ARAB JAMAHIRIYA	36,633	66,072	80.36	233,664	464,828	98.93
MOROCCO	121,657	100,152	-17.68	657,823	582,631	-11.43
TUNISIA	9,655	14,521	50.40	30,291	53,593	76.93
SUDAN	87,795	64,752	-26.25	540,148	399,890	-25.97
LESOTHO	46,286	70,450	52.21	143,639	256,924	78.87
ETHIOPIA	6,653	45,603	585.45	41,372	205,577	396.90
TANZANIA, UNITED REPUBLIC OF	1,522	0	-100.00	1,968	0	-100.00
MADAGASCAR	1,726	0	-100.00	6,025	0	-100.00
SOMALIA	0	7,517	-	0	61,250	-
KENYA	93,761	104,476	11.43	447,753	633,559	41.50
REUNION	0	1	-	0	4	-
MOZAMBIQUE	9,249	0	-100.00	56,107	0	-100.00
TOGO	0	114,599	-	0	665,132	-
GHANA	52,329	10,995	-78.99	265,437	60,064	-77.37
GUINEA	0	1,169	-	0	5,356	-
CONGO	0	497	-	0	589	-
NIGERIA	1,501	57	-96.20	61,763	120	-99.81
COTE D'IVOIRE	36,517	37,296	2.13	114,449	118,793	3.80
SENEGAL	3,733	3,826	2.49	3,600	3,120	-13.33
BURKINA FASO	32,306	0	-100.00	83,109	0	-100.00
SEYCHELLES	45	0	-100.00	410	0	-100.00
UGANDA	0	8,727	-	0	72,992	-
DJIBOUTI	10,381	0	-100.00	55,899	0	-100.00
SAO TOME AND PRINCIPE	1,057	0	-100.00	375	0	-100.00
SOUTH AFRICA	524,663	358,680	-31.64	2,106,299	3,310,354	57.16
ZIMBABWE	0	57,741	-	0	705,180	-
MAURITIUS	56,563	145,572	157.36	343,668	1,225,930	256.72
AUSTRALIA	536,998	693,321	29.11	1,673,608	2,242,619	34.00
NEW ZEALAND	56,651	48,552	-14.30	356,831	315,150	-11.68
NEW CALEDONIA	0	29	-	0	494	-
AMERICAN SAMOA	5,774	0	-100.00	38,740	0	-100.00
FIJI	15,515	22,861	47.35	107,424	113,701	5.84
EAST TIMOR	696	6,765	871.98	1,563	5,877	276.01
UNITED STATES	733,602	1,302,522	77.55	5,854,678	7,570,070	29.30
CANADA	160,549	91,276	-43.15	1,086,816	591,107	-45.61
MEXICO	236,816	362,603	53.12	1,355,265	1,720,897	26.98
GUATEMALA	14,401	5,115	-64.48	131,522	67,148	-48.95
HONDURAS	4,747	5,619	18.37	34,074	34,987	2.68
NICARAGUA	15,918	0	-100.00	63,404	0	-100.00
PANAMA	64,825	34,114	-47.38	532,028	229,162	-56.93
SURINAME	2,946	3,485	18.30	10,906	14,114	29.42
CHILE	41,598	55,885	34.35	158,445	147,411	-6.96
VENEZUELA	8,765	22,731	159.34	84,183	124,405	47.78
ARGENTINA	3,563	56,477	1,485.10	44,390	235,162	429.76
BRAZIL	258,843	167,330	-35.35	1,449,116	1,043,241	-28.01
COLOMBIA	84,515	55,072	-34.84	479,049	302,592	-36.83
URUGUAY	132	0	-100.00	2,993	0	-100.00
ECUADOR	12,421	20,418	64.38	103,132	134,528	30.44
PERU	4,267	97,779	2,191.52	34,372	624,783	1,717.71
DOMINICAN REPUBLIC	7,547	9,456	25.29	32,513	55,360	70.27
EL SALVADOR	10,900	3,783	-65.29	38,251	21,597	-43.54
ANGUILLA	0	1,105	-	0	3,500	-
FRENCH GUIANA	957	0	-100.00	3,196	0	-100.00
FRENCH POLYNESIA	987	477	-51.67	19,442	25,456	30.93
NETHERLANDS ANTILLES	0	72	-	0	59	-
UNITED KINGDOM	344,821	358,014	3.83	1,811,236	2,070,212	14.30
NETHERLANDS	530,325	599,361	13.02	2,360,424	2,643,104	11.98
FRANCE	175,099	131,934	-24.65	1,608,048	980,999	-38.99
GERMANY, FED. REP. OF	378,488	601,029	58.80	2,020,504	2,607,140	29.03
AUSTRIA	757	0	-100.00	8,809	0	-100.00
BELGIUM	613,089	734,840	19.86	2,096,792	2,616,856	24.80
SWITZERLAND	509	484	-4.91	3,257	3,767	15.66
DENMARK	32,770	36,353	10.93	207,384	309,402	49.19
NORWAY	0	50	-	0	482	-
SWEDEN	8,224	10,174	23.71	54,957	58,913	7.20
FINLAND	132,340	58,929	-55.47	913,211	368,666	-59.63
ITALY	615,271	1,739,675	182.75	2,617,874	6,615,940	152.72
SPAIN	478,864	528,683	10.40	2,292,344	2,000,920	-12.71
PORTUGAL	38,404	13,943	-63.69	111,180	118,699	6.76
GREECE	59,064	108,637	83.93	324,368	574,558	77.13
HUNGARY	71,634	47,373	-33.87	586,979	298,872	-49.08
POLAND	108,197	75,563	-30.16	775,681	500,957	-35.42
ROMANIA	40,783	8,828	-78.35	262,934	59,507	-77.37
BULGARIA	160,022	8,944	-94.41	642,520	73,194	-88.61
BELARUS	4,344	2,489	-42.70	38,015	27,201	-28.45

TABEL 5. PERKEMBANGAN EKSPOR INDONESIA MENURUT KOMODITI DAN NEGARA TUJUAN

JENIS BARANG	BERAT BERSIH (KG)		PERUB %	NILAI FOB (US \$)		PERUB %
	JAN-FEB 2009	JAN-FEB 2010		JAN-FEB 2009	JAN-FEB 2010	
	(1)	(2)	(3)	(4)	(5)	(6)
KAZAKHSTAN	179	0	-100.00	4,221	0	-100.00
KYRGYZSTAN	665	0	-100.00	6,227	0	-100.00
UKRAINE	45,629	55,774	22.23	395,905	454,705	14.85
LITHUANIA	9,264	15,498	67.29	56,229	118,626	110.97
ESTONIA	7,174	0	-100.00	20,731	0	-100.00
CROATIA	36,141	3,952	-89.07	136,230	20,334	-85.07
SLOVAKIA	4,083	0	-100.00	32,611	0	-100.00
SLOVENIA	447,715	32,628	-92.71	1,953,926	283,991	-85.47
CZECH REPUBLIC	4,478	7,159	59.87	31,038	51,022	64.39
RUSSIA FEDERATION	25,674	19,171	-25.33	231,430	59,961	-74.09
-TEKSTIL LAINNYA	164,774,219	197,872,338	20.09	319,552,833	470,538,812	47.25
JAPAN	9,156,791	13,903,228	51.84	29,115,209	42,088,336	44.56
HONG KONG	1,650,163	3,363,712	103.84	5,848,262	10,996,458	88.03
KOREA, DEMOCRATIC PEOPLE'S	38,576	76,932	99.43	78,349	256,740	227.69
KOREA, REPUBLIC OF	15,235,021	21,225,788	39.32	33,302,252	56,036,970	68.27
TAIWAN	3,544,695	5,500,323	55.17	7,551,259	11,694,422	54.87
CHINA	8,998,842	14,461,498	60.70	17,218,249	26,963,556	56.60
MACAU	6,360	0	-100.00	99,180	0	-100.00
PAPUA NEW GUINEA	0	15,535	-	0	29,698	-
THAILAND	2,470,989	4,466,370	80.75	4,132,831	11,005,659	166.30
SINGAPORE	718,480	854,834	18.98	3,035,146	3,263,358	7.52
PHILIPPINES	2,652,160	2,837,185	6.98	5,214,532	6,585,411	26.29
MALAYSIA	3,247,248	3,003,018	-7.52	7,444,347	8,114,001	9.00
MYANMAR (FORM. BURMA)	9,192	1,300	-85.86	69,385	10,323	-85.12
CAMBODIA	118,549	117,493	-0.89	738,921	913,597	23.64
BRUNEI DARUSSALAM	21,805	43,844	101.07	72,582	125,675	73.15
LAO PEOPLE'S DEMOCRATIC RE	6,830	0	-100.00	33,304	0	-100.00
NEPAL	45	35,846	79,557.78	45	66,805	148,355.56
VIET NAM	5,784,477	6,566,926	13.53	7,693,024	11,935,227	55.14
MALDIVES	10,280	3,497	-65.98	36,223	27,918	-22.93
INDIA	8,058,622	5,238,965	-34.99	13,583,680	13,622,334	0.28
PAKISTAN	5,534,093	3,361,203	-39.26	7,800,805	7,895,005	1.21
BANGLADESH	3,333,137	3,224,739	-3.25	7,343,273	9,603,456	30.78
SRI LANKA	1,854,868	2,238,974	20.71	4,346,858	6,348,399	46.05
AFGHANISTAN	0	73	-	0	100	-
IRAN (ISLAMIC REPUBLIC OF)	1,085,898	1,341,531	23.54	1,682,551	3,099,258	84.20
SAUDI ARABIA	627,107	556,402	-11.27	1,688,120	2,054,485	21.70
ISRAEL	1,289,579	3,098,089	140.24	2,149,679	6,736,727	213.38
KUWAIT	19,766	15,991	-19.10	196,987	136,843	-30.53
JORDAN	47,212	8,999	-80.94	127,732	13,859	-89.15
LEBANON	43,103	31,220	-27.57	107,536	89,549	-16.73
YEMEN	114,805	196,573	71.22	450,874	721,133	59.94
OMAN	0	6,200	-	0	51,659	-
SYRIA ARAB REPUBLIC	2,029,327	628,627	-69.02	2,755,211	1,507,287	-45.29
TURKEY	15,300,329	17,220,216	12.55	22,544,785	40,591,276	80.05
UNITED ARAB EMIRATES	397,127	552,386	39.10	2,335,897	2,435,907	4.28
QATAR	4,812	4,008	-16.71	9,738	19,995	105.33
BAHRAIN	1,544	17,505	1,033.74	14,983	32,886	119.49
CYPRUS	0	18	-	0	48	-
EGYPT	6,887,059	4,158,846	-39.61	9,957,399	7,889,837	-20.76
LIBYAN ARAB JAMAHIRIYA	609	2,047	236.12	894	1,001	11.97
MOROCCO	457,080	387,425	-15.24	619,086	1,161,206	87.57
TUNISIA	225,959	66,235	-70.69	360,107	158,583	-55.96
ALGERIA	416,899	190,733	-54.25	967,023	361,588	-62.61
SUDAN	19,855	10,912	-45.04	43,658	44,823	2.67
NAMIBIA	555	0	-100.00	384	0	-100.00
ETHIOPIA	100,050	300,000	199.85	239,009	846,000	253.96
TANZANIA, UNITED REPUBLIC OF	1,597	105	-93.43	1,488	10	-99.33
MADAGASCAR	64,752	8,148	-87.42	122,319	30,792	-74.83
SOMALIA	0	16,963	-	0	153,182	-
KENYA	268,264	246,786	-8.01	442,312	753,887	70.44
REUNION	11,553	4,943	-57.21	33,052	5,503	-83.35
MOZAMBIQUE	112	0	-100.00	300	0	-100.00
TOGO	46,636	35,699	-23.45	257,076	190,965	-25.72
GHANA	73,186	124,180	69.68	300,245	450,566	50.07
LIBERIA	83	186	124.10	300	100	-66.67
GUINEA	0	16,029	-	0	41,975	-
ANGOLA	0	400	-	0	2,698	-
CONGO	0	7	-	0	8	-
CAMEROON	45	35,102	77,904.44	300	58,695	19,465.00
NIGERIA	97,308	17,131	-82.40	588,091	43,825	-92.55
GABON	2,830	620	-78.09	4,109	276	-93.28
COTE D'IVOIRE	80	33	-58.75	1,000	42	-95.80
SENEGAL	88,550	16,073	-81.85	300,391	40,178	-86.62
MAURITANIA	182,424	154,876	-15.10	628,862	416,865	-33.71
MALI	0	22	-	0	29	-
BENIN	0	11,100	-	0	132,100	-

TABEL 5. PERKEMBANGAN EKSPOR INDONESIA MENURUT KOMODITI DAN NEGARA TUJUAN

JENIS BARANG	BERAT BERSIH (KG)		PERUB	NILAI FOB (US \$)		PERUB
	JAN-FEB 2009	JAN-FEB 2010	%	JAN-FEB 2009	JAN-FEB 2010	%
	(1)	(2)	(3)	(4)	(5)	(6)
BURKINA FASO	16,224	0	-100.00	48,688	0	-100.00
GAMBIA	14,139	2,090	-85.22	34,136	309	-99.09
SEYCHELLES	1,661	6,344	281.94	2,147	17,682	723.57
UGANDA	0	4,553	-	0	6,020	-
DJIBOUTI	0	397,278	-	0	386,283	-
SAO TOME AND PRINCIPE	3,946	3,428	-13.13	1,400	1,000	-28.57
SOUTH AFRICA	569,305	347,144	-39.02	1,518,112	925,206	-39.06
ZIMBABWE	65	11,374	17,398.46	250	13,840	5,436.00
ZAMBIA	18,370	101	-99.45	37,554	842	-97.76
MALAWI	95	40	-57.89	250	10	-96.00
MAURITIUS	164,326	305,825	86.11	366,299	883,577	141.22
RWANDA	0	7,277	-	0	2,100	-
VIRGIN ISLANDS (BRITISH)	1,204	0	-100.00	4,649	0	-100.00
AUSTRALIA	2,003,165	2,590,236	29.31	4,149,602	5,887,637	41.88
NEW ZEALAND	423,533	228,154	-46.13	1,141,765	690,581	-39.52
GUAM	898	122	-86.41	9,281	290	-96.88
NEW CALEDONIA	5,832	4,387	-24.78	30,169	16,116	-46.58
VANUATU	3,945	954	-75.82	6,376	506	-92.06
WALLIS AND FUTUNA ISLANDS	756	194	-74.34	1,134	295	-73.99
COOK ISLANDS	832	1,673	101.08	9,359	13,070	39.65
FIJI	5,735	3,627	-36.76	7,177	26,144	264.27
KIRIBATI	0	626	-	0	1,504	-
TONGA	0	203	-	0	2,640	-
TUVALU	384	0	-100.00	575	0	-100.00
EAST TIMOR	31,164	89,394	186.85	62,595	90,166	44.05
UNITED STATES	11,982,164	16,045,490	33.91	21,660,197	35,678,544	64.72
CANADA	880,070	1,284,710	45.98	1,623,669	2,897,287	78.44
MEXICO	2,536,235	2,088,513	-17.65	4,407,805	4,418,763	0.25
GUATEMALA	93,329	37,805	-59.49	196,121	105,079	-46.42
HONDURAS	133,124	111,252	-16.43	266,106	227,573	-14.48
NICARAGUA	0	580	-	0	5,481	-
PANAMA	5,201	4,010	-22.90	22,621	16,704	-26.16
SURINAME	58,929	34,854	-40.85	73,716	58,800	-20.23
CHILE	551,957	646,430	17.12	1,249,181	1,726,084	38.18
VENEZUELA	885,504	1,264,467	42.80	2,138,932	3,050,082	42.60
ARGENTINA	1,464,699	2,218,955	51.50	2,813,232	5,143,635	82.84
BRAZIL	16,750,688	16,048,678	-4.19	28,248,108	37,520,105	32.82
COLOMBIA	1,707,675	1,449,762	-15.10	2,609,939	3,284,956	25.86
URUGUAY	34,959	200,037	472.20	104,016	680,071	553.81
ECUADOR	56,502	243,663	331.25	77,540	453,156	484.42
PERU	327,821	317,533	-3.14	630,558	975,723	54.74
GUYANA	0	36,449	-	0	63,635	-
TRINIDAD AND TOBAGO	84	0	-100.00	102	0	-100.00
BAHAMAS	17	2,089	12,188.24	16	10,103	63,043.75
JAMAICA	45,048	44,181	-1.92	87,466	88,340	1.00
PUERTO RICO	92	0	-100.00	442	0	-100.00
DOMINICAN REPUBLIC	3,375	11,363	236.68	7,561	18,289	141.89
EL SALVADOR	75,000	117,305	56.41	154,250	259,203	68.04
COSTA RICA	21,943	10,650	-51.47	69,720	29,493	-57.70
HAITI	33,335	29	-99.91	91,934	100	-99.89
BARBADOS	0	35	-	0	462	-
ANTIGUA AND BARBUDA	0	62	-	0	1,578	-
BERMUDA	361	200	-44.60	1,059	2,307	117.85
CAYMAN ISLANDS	0	116	-	0	126	-
FRENCH GUIANA	18,886	1,850	-90.20	28,877	1,622	-94.38
FRENCH POLYNESIA	26,257	18,765	-28.53	63,380	95,396	50.51
MARTINIQUE	8,349	458	-94.51	18,569	2,408	-87.03
NETHERLANDS ANTILLES	174	53,399	30,589.08	1,869	131,810	6,952.43
GAUDELOUPE	10,548	2,518	-76.13	19,559	4,325	-77.89
SAINT KITTS AND NEVIS	152	5	-96.71	2,319	164	-92.93
UNITED KINGDOM	1,755,183	2,754,231	56.92	2,913,511	5,678,544	94.90
NETHERLANDS	499,803	1,001,494	100.38	1,394,258	2,032,769	45.80
FRANCE	381,940	218,990	-42.66	973,349	667,023	-31.47
GERMANY, FED. REP. OF	3,930,052	4,062,342	3.37	8,204,486	9,757,496	18.93
AUSTRIA	9,408	8,209	-12.74	40,190	49,919	24.21
BELGIUM	4,245,767	6,158,464	45.05	5,885,144	11,132,509	89.16
SWITZERLAND	475	21,337	4,392.00	11,364	88,457	678.40
DENMARK	102,571	76,649	-25.27	407,726	225,773	-44.63
NORWAY	43,731	60,836	39.11	314,616	328,304	4.35
SWEDEN	205,801	219,646	6.73	1,240,562	1,003,288	-19.13
FINLAND	257,390	497,489	93.28	712,414	990,157	38.99
IRELAND	72,115	54,241	-24.79	65,828	117,473	78.45
ITALY	4,541,275	8,612,160	89.64	7,422,617	17,196,792	131.68
SPAIN	2,450,354	3,260,304	33.05	5,355,383	7,028,216	31.24
PORTUGAL	1,163,023	1,654,870	42.29	2,559,360	4,123,253	61.10
GREECE	606,195	529,041	-12.73	1,440,767	1,266,985	-12.06
DEMOCRATIC REPUBLIC OF THE HUNGARY	15,213	33,181	118.11	38,386	74,564	94.25
HUNGARY	84,681	361,574	326.98	122,104	583,766	378.09

TABEL 5. PERKEMBANGAN EKSPOR INDONESIA MENURUT KOMODITI DAN NEGARA TUJUAN

JENIS BARANG	BERAT BERSIH (KG)		PERUB %	NILAI FOB (US \$)		PERUB %
	JAN-FEB 2009	JAN-FEB 2010		JAN-FEB 2009	JAN-FEB 2010	
(1)	(2)	(3)	(4)	(5)	(6)	(7)
POLAND	425,809	719,494	68.97	727,612	1,403,828	92.94
ROMANIA	101,667	192,528	89.37	417,658	334,835	-19.83
BULGARIA	37,027	87,515	136.35	69,486	177,583	155.57
YUGOSLAVIA	330	0	-100.00	2,650	0	-100.00
ALBANIA	0	105	-	0	170	-
AZERBAIJAN	0	483	-	0	2,600	-
KAZAKHSTAN	0	118	-	0	320	-
KYRGYZSTAN	54,738	29,760	-45.63	177,064	87,360	-50.66
UKRAINE	5	113,265	2,265,200.00	20	234,747	1,173,635.00
UZBEKISTAN	360	490	36.11	5	10	100.00
LITHUANIA	25,092	74,945	198.68	42,599	150,328	252.89
LATVIA	66,665	67,849	1.78	171,858	185,661	8.03
ESTONIA	0	9,260	-	0	13,149	-
GEORGIA	0	487	-	0	1,455	-
CROATIA	4,245	333	-92.16	36,151	3,477	-90.38
MALTA	0	9,622	-	0	26,780	-
SLOVAKIA	165	0	-100.00	121	0	-100.00
SLOVENIA	118,898	1,188	-99.00	281,548	10,991	-96.10
CZECH REPUBLIC	16,432	33,812	105.77	46,661	88,993	90.72
RUSSIA FEDERATION	222,434	621,140	179.25	687,739	1,694,921	146.45
-BARANG DARI KARET	58,600,510	87,432,463	49.20	211,917,020	305,494,995	44.16
JAPAN	11,004,620	11,716,603	6.47	47,464,010	45,560,933	-4.01
HONG KONG	394,904	561,062	42.08	2,130,317	2,581,693	21.19
KOREA, REPUBLIC OF	629,748	1,028,998	63.40	1,071,332	2,593,647	142.10
TAIWAN	358,307	790,298	120.56	1,259,244	2,471,329	96.25
CHINA	558,285	4,954,174	787.39	2,087,181	15,109,972	623.94
MONGOLIA	0	7,195	-	0	24,975	-
PAPUA NEW GUINEA	227,690	313,130	37.52	707,090	1,418,827	100.66
THAILAND	955,505	1,327,568	38.94	3,488,580	4,973,870	42.58
SINGAPORE	1,037,629	1,208,433	16.46	6,377,477	10,740,396	68.41
PHILIPPINES	2,148,177	4,153,052	93.33	4,819,720	11,519,517	139.01
MALAYSIA	2,649,303	3,796,146	43.29	5,925,802	11,133,309	87.88
MYANMAR (FORM. BURMA)	64,495	134,282	108.21	192,082	421,357	119.36
CAMBODIA	16,956	44,762	163.99	76,587	154,597	101.86
BRUNEI DARUSSALAM	33,125	57,148	72.52	95,978	189,968	97.93
LAO PEOPLE'S DEMOCRATIC RE	4,987	14,500	190.76	18,230	43,931	140.98
NEPAL	0	10,280	-	0	25,120	-
VIET NAM	239,908	1,013,530	322.47	971,439	2,684,248	176.32
MALDIVES	1,307	0	-100.00	8,188	0	-100.00
INDIA	223,513	227,118	1.61	558,669	843,513	50.99
PAKISTAN	240,617	443,757	84.42	514,227	1,535,245	198.55
BANGLADESH	285,181	464,265	62.80	660,625	1,057,342	60.05
SRI LANKA	98,105	365,590	272.65	292,848	1,019,372	248.09
AFGHANISTAN	40,387	11,901	-70.53	114,902	44,566	-61.21
IRAQ	94,621	36,598	-61.32	302,909	138,206	-54.37
IRAN (ISLAMIC REPUBLIC OF)	225,720	392,094	73.71	728,604	1,156,433	58.72
SAUDI ARABIA	2,803,341	3,377,457	20.48	9,349,633	10,568,669	13.04
ISRAEL	256,574	285,781	11.38	735,878	752,269	2.23
KUWAIT	41,844	58,095	38.84	124,864	189,549	51.80
JORDAN	107,662	213,612	98.41	286,680	643,926	124.61
LEBANON	183,821	326,806	77.78	629,078	1,124,431	78.74
YEMEN	188,013	846,216	350.08	647,305	2,787,757	330.67
OMAN	66,835	115,393	72.65	222,199	352,733	58.75
SYRIA ARAB REPUBLIC	234,409	302,150	28.90	584,155	730,623	25.07
TURKEY	479,342	1,298,354	170.86	1,340,179	4,122,964	207.64
UNITED ARAB EMIRATES	3,023,306	3,434,754	13.61	9,614,287	10,791,612	12.25
QATAR	122,031	42,010	-65.57	470,049	124,801	-73.45
BAHRAIN	0	52,509	-	0	142,891	-
CYPRUS	9,919	27,442	176.66	39,862	174,924	338.82
EGYPT	314,922	1,397,221	343.67	950,794	4,079,434	329.06
LIBYAN ARAB JAMAHIRIYA	292,153	468,973	60.52	979,116	1,546,515	57.95
MOROCCO	79,518	65,347	-17.82	293,073	215,834	-26.35
TUNISIA	96,187	18,674	-80.59	138,220	61,708	-55.36
ALGERIA	60,400	75,807	25.51	200,165	118,287	-40.91
SUDAN	34,299	189,721	453.14	116,611	444,237	280.96
NAMIBIA	0	4,643	-	0	15,935	-
KENYA	46,632	2,726	-94.15	120,350	4,095	-96.60
REUNION	8,678	22,333	157.35	37,622	87,442	132.42
BOTSWANA	0	8,093	-	0	30,281	-
TOGO	4,937	146	-97.04	15,112	280	-98.15
GHANA	42,587	78,204	83.63	101,393	176,828	74.40
CAMEROON	632	0	-100.00	216	0	-100.00
NIGERIA	325,228	147,614	-54.61	931,226	454,840	-51.16
SENEGAL	0	10,216	-	0	33,090	-
SEYCHELLES	0	5,419	-	0	20,167	-
UGANDA	11,631	11,144	-4.19	17,108	18,453	7.86
SAO TOME AND PRINCIPE	507	0	-100.00	180	0	-100.00

TABEL 5. PERKEMBANGAN EKSPOR INDONESIA MENURUT KOMODITI DAN NEGARA TUJUAN

JENIS BARANG	BERAT BERSIH (KG)		PERUB	NILAI FOB (US \$)		PERUB
	JAN-FEB 2009	JAN-FEB 2010	%	JAN-FEB 2009	JAN-FEB 2010	%
	(1)	(2)	(3)	(4)	(5)	(6)
SOUTH AFRICA	556,889	741,603	33.17	1,471,522	2,125,263	44.43
ZIMBABWE	0	12,925	-	0	59,925	-
MALAWI	0	28,240	-	0	57,750	-
MAURITIUS	50,348	114,026	126.48	145,425	343,920	136.49
AUSTRALIA	1,897,980	3,800,188	100.22	6,693,319	11,999,340	79.27
NEW ZEALAND	395,622	974,616	146.35	1,345,311	4,020,756	198.87
NEW CALEDONIA	2,698	75	-97.22	11,434	1,440	-87.41
VANUATU	0	9,475	-	0	29,204	-
COOK ISLANDS	35	0	-100.00	384	0	-100.00
FIJI	16,156	14,204	-12.08	59,136	44,470	-24.80
SAMOA	0	5,165	-	0	16,177	-
SOLOMON ISLANDS	0	100	-	0	268	-
TONGA	0	46	-	0	600	-
EAST TIMOR	22,552	224,234	894.30	19,803	536,595	2,609.67
UNITED STATES	10,328,958	18,871,255	82.70	40,146,370	71,530,789	78.17
CANADA	412,895	544,100	31.78	1,737,372	1,741,631	0.25
MEXICO	276,238	458,089	65.83	763,061	1,167,218	52.97
GUATEMALA	17,965	32,642	81.70	46,379	109,378	135.84
PANAMA	32,364	133,551	312.65	116,147	409,605	252.66
SURINAME	6,199	21,304	243.67	20,821	76,738	268.56
CHILE	16,563	54,757	230.60	51,451	173,395	237.01
VENEZUELA	38,112	25,523	-33.03	147,200	123,580	-16.05
ARGENTINA	213,842	228,881	7.03	513,155	500,371	-2.49
BRAZIL	514,854	617,867	20.01	1,488,432	1,815,220	21.96
COLOMBIA	446,798	190,593	-57.34	878,164	522,790	-40.47
BOLIVIA	14,316	0	-100.00	54,600	0	-100.00
URUGUAY	7,410	38,042	413.39	23,140	105,118	354.27
PARAGUAY	11,190	109,674	880.11	40,705	387,536	852.06
ECUADOR	28,354	18,350	-35.28	106,044	68,892	-35.03
PERU	51,261	212,255	314.07	215,708	480,641	122.82
TRINIDAD AND TOBAGO	37,698	0	-100.00	105,166	0	-100.00
JAMAICA	75,635	27,457	-63.70	249,320	88,026	-64.69
PUERTO RICO	77,321	128,287	65.91	247,323	421,480	70.42
DOMINICAN REPUBLIC	36,161	109,984	204.15	75,844	341,377	350.10
EL SALVADOR	0	25,630	-	0	73,235	-
COSTA RICA	39,012	88,999	128.13	132,347	255,165	92.80
HAITI	4,734	0	-100.00	14,886	0	-100.00
BARBADOS	0	20,329	-	0	71,797	-
MARTINIQUE	0	17	-	0	176	-
GUADELOUPE	0	100	-	0	376	-
UNITED KINGDOM	2,209,533	1,875,191	-15.13	6,706,626	5,946,336	-11.34
NETHERLANDS	1,601,598	1,673,663	4.50	4,871,628	5,214,418	7.04
FRANCE	561,670	643,800	14.62	1,791,841	2,083,433	16.27
GERMANY, FED. REP. OF	3,201,729	3,243,359	1.30	16,646,155	15,227,017	-8.53
AUSTRIA	213	305	43.19	8,402	53,426	535.87
BELGIUM	1,383,427	1,222,556	-11.63	4,362,479	3,900,285	-10.59
SWITZERLAND	56,992	24,213	-57.52	246,118	119,517	-51.44
LUXEMBOURG	871	71,792	8,142.48	521	245,512	47,023.22
DENMARK	187,437	114,117	-39.12	457,064	273,700	-40.12
NORWAY	26,501	264,704	898.85	117,217	816,390	596.48
SWEDEN	320,993	314,680	-1.97	1,332,926	1,277,165	-4.18
FINLAND	80,796	130,218	61.17	910,963	377,884	-58.52
IRELAND	293,358	46,396	-84.18	787,083	152,775	-80.59
ITALY	1,475,975	1,805,071	22.30	4,668,696	6,089,037	30.42
SPAIN	553,802	742,894	34.14	1,888,506	2,071,732	9.70
PORTUGAL	94,591	123,477	30.54	359,374	402,401	11.97
ICELAND	0	40,671	-	0	138,202	-
GREECE	195,642	173,335	-11.40	672,922	625,630	-7.03
HUNGARY	133	0	-100.00	382	0	-100.00
POLAND	67,100	155,144	131.21	296,808	536,705	80.83
ROMANIA	11,890	130,792	1,000.02	49,343	374,331	658.63
BULGARIA	22,629	8,988	-60.28	82,072	33,705	-58.93
AZERBAIJAN	9,504	4,307	-54.68	39,814	19,732	-50.44
UKRAINE	0	154,456	-	0	489,917	-
LITHUANIA	32,986	7,197	-78.18	100,641	30,810	-69.39
LATVIA	57,437	96,701	68.36	178,703	309,148	73.00
ESTONIA	0	405,285	-	0	1,248,648	-
GEORGIA	0	23,521	-	0	76,944	-
CROATIA	0	13,322	-	0	59,495	-
MALTA	5,550	0	-100.00	12,875	0	-100.00
SLOVAKIA	51	11	-78.43	1,370	274	-80.00
SLOVENIA	77,124	40,676	-47.26	281,595	150,901	-46.41
CZECH REPUBLIC	25,303	19,722	-22.06	132,139	144,567	9.41
RUSSIA FEDERATION	47,017	19,972	-57.52	181,392	47,775	-73.66
-SHEET	9,896,532	7,766,112	-21.53	14,952,180	20,992,044	40.39
JAPAN	902,381	821,609	-8.95	1,346,971	2,219,296	64.76
HONG KONG	128,142	36,612	-71.43	183,974	106,105	-42.33

TABEL 5. PERKEMBANGAN EKSPOR INDONESIA MENURUT KOMODITI DAN NEGARA TUJUAN

JENIS BARANG	BERAT BERSIH (KG)		PERUB	NILAI FOB (US \$)		PERUB
	JAN-FEB 2009	JAN-FEB 2010	%	JAN-FEB 2009	JAN-FEB 2010	%
(1)	(2)	(3)	(4)	(5)	(6)	(7)
KOREA, REPUBLIC OF	127,200	72,000	-43.40	185,136	208,335	12.53
TAIWAN	475,955	1,848,906	288.46	651,961	5,130,351	686.91
CHINA	3,510,924	1,601,649	-54.38	4,693,508	4,318,184	-8.00
SINGAPORE	680,599	282,996	-58.42	917,074	784,241	-14.48
VIET NAM	237,977	0	-100.00	345,518	0	-100.00
INDIA	91,530	101,700	11.11	135,464	274,590	102.70
TURKEY	76,546	38,400	-49.83	146,329	106,656	-27.11
UNITED ARAB EMIRATES	0	36,610	-	0	100,418	-
SOUTH AFRICA	38,400	38,400	0.00	57,648	105,600	83.18
UNITED STATES	1,509,357	1,698,478	12.53	2,690,272	4,273,995	58.87
CANADA	240,959	0	-100.00	462,389	0	-100.00
MEXICO	20,160	0	-100.00	59,875	0	-100.00
ARGENTINA	38,466	0	-100.00	50,792	0	-100.00
BRAZIL	38,399	168,329	338.37	56,268	478,125	749.73
COLOMBIA	2,400	0	-100.00	3,480	0	-100.00
NETHERLANDS	79,680	389,760	389.16	169,866	1,133,992	567.58
FRANCE	221,279	100,987	-54.36	316,788	284,549	-10.18
GERMANY, FED. REP. OF	336,960	177,920	-47.20	634,313	492,277	-22.39
AUSTRIA	2	0	-100.00	37	0	-100.00
BELGIUM	268,798	40,320	-85.00	430,254	112,090	-73.95
ITALY	120,960	141,120	16.67	180,533	408,442	126.24
SPAIN	244,079	0	-100.00	348,849	0	-100.00
GREECE	40,320	0	-100.00	54,230	0	-100.00
POLAND	101,520	0	-100.00	183,193	0	-100.00
BELARUS	73,224	0	-100.00	102,422	0	-100.00
UKRAINE	20,160	0	-100.00	61,085	0	-100.00
LITHUANIA	73,224	0	-100.00	109,836	0	-100.00
ESTONIA	0	20,160	-	0	58,061	-
SLOVENIA	19,200	0	-100.00	27,840	0	-100.00
RUSSIA FEDERATION	177,731	150,156	-15.52	346,275	396,737	14.57
-CRUMB RUBBER	239,172,527	294,586,116	23.17	342,471,747	815,977,745	138.26
JAPAN	42,261,172	39,538,462	-6.44	56,967,957	108,412,463	90.30
HONG KONG	181,439	0	-100.00	236,524	0	-100.00
KOREA, REPUBLIC OF	13,056,540	8,990,268	-31.14	18,368,861	24,125,661	31.34
TAIWAN	1,290,239	2,096,639	62.50	1,781,759	5,798,338	225.43
CHINA	47,792,272	51,030,680	6.78	66,611,626	146,707,876	120.24
SINGAPORE	11,847,497	17,801,980	50.26	15,797,657	46,853,475	196.58
PHILIPPINES	806,400	1,209,600	50.00	1,074,528	3,466,412	222.60
MALAYSIA	241,920	859,320	255.21	300,182	2,550,808	749.75
VIET NAM	1,445,781	1,890,840	30.78	1,923,440	5,430,294	182.32
INDIA	1,270,181	6,027,839	374.57	1,960,568	16,935,461	763.80
PAKISTAN	201,599	362,878	80.00	280,123	973,526	247.54
SRI LANKA	302,400	100,800	-66.67	551,115	308,891	-43.95
IRAN (ISLAMIC REPUBLIC OF)	503,999	1,975,679	292.00	790,958	5,022,203	534.95
ISRAEL	40,320	0	-100.00	47,451	0	-100.00
TURKEY	3,810,238	6,475,319	69.95	5,673,208	18,193,706	220.70
UNITED ARAB EMIRATES	302,400	20,160	-93.33	375,212	55,944	-85.09
EGYPT	927,360	967,680	4.35	1,245,856	2,839,761	127.94
TUNISIA	0	20,160	-	0	42,538	-
TANZANIA, UNITED REPUBLIC OF	0	20,160	-	0	46,771	-
KENYA	181,440	282,240	55.56	262,977	853,010	224.37
SOUTH AFRICA	4,415,040	3,890,878	-11.87	6,663,347	10,820,154	62.38
AUSTRALIA	927,360	947,520	2.17	1,163,315	2,541,031	118.43
UNITED STATES	60,404,224	70,507,713	16.73	93,285,917	190,495,771	104.21
CANADA	6,953,518	8,487,356	22.06	9,929,800	23,441,393	136.07
MEXICO	1,229,760	1,230,880	0.09	1,679,087	3,473,964	106.90
PANAMA	0	20,160	-	0	55,041	-
CHILE	0	564,480	-	0	1,560,269	-
VENEZUELA	604,800	826,560	36.67	887,072	2,310,726	160.49
ARGENTINA	2,602,320	3,252,900	25.00	3,983,034	8,859,502	122.43
BRAZIL	5,433,120	16,433,178	202.46	7,349,577	46,653,118	534.77
COLOMBIA	1,690,920	1,370,880	-18.93	2,537,400	3,914,499	54.27
ECUADOR	624,960	645,120	3.23	1,066,941	1,761,476	65.10
PERU	0	423,360	-	0	1,153,848	-
COSTA RICA	362,880	302,400	-16.67	492,307	798,023	62.10
UNITED KINGDOM	2,056,318	4,080,859	98.45	3,046,553	11,434,838	275.34
NETHERLANDS	3,454,920	7,536,056	118.13	4,726,202	21,375,426	352.27
FRANCE	1,675,797	6,851,873	308.87	2,496,803	19,504,503	681.18
GERMANY, FED. REP. OF	5,685,120	8,331,116	46.54	8,339,603	23,252,872	178.82
BELGIUM	1,995,839	1,612,800	-19.19	2,616,578	4,541,707	73.57
LUXEMBOURG	624,960	1,209,600	93.55	799,748	3,351,413	319.06
SWEDEN	20,160	141,120	600.00	29,624	432,561	1,360.17
FINLAND	0	403,200	-	0	1,155,973	-
IRELAND	0	45,360	-	0	123,502	-
ITALY	860,580	1,769,040	105.56	1,280,983	5,295,154	313.37
SPAIN	3,036,594	4,879,558	60.69	4,466,977	13,908,553	211.36
HUNGARY	1,640,520	690,479	-57.91	2,133,675	1,981,397	-7.14

TABEL 5. PERKEMBANGAN EKSPOR INDONESIA MENURUT KOMODITI DAN NEGARA TUJUAN

JENIS BARANG	BERAT BERSIH (KG)		PERUB	NILAI FOB (US \$)		PERUB
	JAN-FEB 2009	JAN-FEB 2010	%	JAN-FEB 2009	JAN-FEB 2010	%
	(1)	(2)	(3)	(4)	(5)	(6)
POLAND	1,053,360	2,477,159	135.17	1,475,212	6,939,764	370.42
ROMANIA	761,040	2,134,439	180.46	1,157,172	5,969,936	415.91
BULGARIA	498,960	589,680	18.18	662,131	1,684,624	154.42
LITHUANIA	2,620,800	987,840	-62.31	3,733,165	2,584,204	-30.78
SLOVENIA	1,408,680	1,881,248	33.55	2,108,872	4,935,369	134.03
RUSSIA FEDERATION	66,780	390,600	484.91	110,650	1,049,996	848.93
-CREPE	4,755,474	8,485,246	78.43	7,124,800	23,342,885	227.63
JAPAN	96,000	214,078	123.00	160,572	576,251	258.87
KOREA, REPUBLIC OF	17,640	0	-100.00	21,263	0	-100.00
TAIWAN	0	20,159	-	0	47,174	-
CHINA	282,240	514,890	82.43	355,925	1,275,680	258.41
SINGAPORE	100,800	40,320	-60.00	139,104	112,341	-19.24
MALAYSIA	241,920	0	-100.00	340,703	0	-100.00
VIET NAM	302,400	221,759	-26.67	465,051	639,554	37.52
INDIA	20,160	0	-100.00	30,492	0	-100.00
TURKEY	60,480	0	-100.00	69,237	0	-100.00
UNITED ARAB EMIRATES	0	80,640	-	0	181,124	-
SOUTH AFRICA	20,160	0	-100.00	27,000	0	-100.00
UNITED STATES	2,383,914	5,497,240	130.60	3,471,685	15,251,958	339.32
CANADA	423,360	283,360	-33.07	688,724	855,193	24.17
MEXICO	40,320	100,800	150.00	82,706	301,090	264.05
CHILE	0	20,160	-	0	54,835	-
BRAZIL	20,160	20,160	0.00	30,492	64,714	112.23
UNITED KINGDOM	0	100,800	-	0	322,459	-
FRANCE	80,640	120,960	50.00	120,235	337,620	180.80
GERMANY, FED. REP. OF	0	282,240	-	0	735,619	-
BELGIUM	0	40,320	-	0	126,000	-
ITALY	584,640	745,920	27.59	999,798	1,941,791	94.22
SPAIN	60,480	120,960	100.00	91,795	329,353	258.79
GREECE	20,160	60,480	200.00	30,018	190,129	533.38
-BUNGKIL KELAPA	18,834,443	30,281,128	60.78	3,236,453	3,185,354	-1.58
JAPAN	234,800	124,880	-46.81	40,591	22,354	-44.93
KOREA, REPUBLIC OF	14,852,500	12,935,000	-12.91	2,351,538	1,229,000	-47.74
TAIWAN	262,550	80,300	-69.42	50,416	12,292	-75.62
CHINA	103,460	6,168,000	5,861.72	28,189	514,144	1,723.92
SINGAPORE	346,202	368,001	6.30	135,619	145,391	7.21
MALAYSIA	0	51,318	-	0	8,773	-
INDIA	0	4,935,000	-	0	616,875	-
AUSTRALIA	36,960	189,675	413.19	7,045	28,645	306.60
UNITED STATES	41,774	0	-100.00	30,937	0	-100.00
UNITED KINGDOM	17,360	40,000	130.41	4,348	7,160	64.67
NETHERLANDS	2,938,837	5,388,954	83.37	587,770	600,720	2.20
-DEDAK/BEKATUL	59,073,590	52,150,260	-11.72	7,746,444	8,280,949	6.90
JAPAN	6,657,940	7,349,860	10.39	941,976	1,204,326	27.85
KOREA, REPUBLIC OF	5,642,000	38,300,000	578.84	677,040	5,953,280	779.31
TAIWAN	23,920	0	-100.00	1,665	0	-100.00
SINGAPORE	0	86,400	-	0	7,940	-
PHILIPPINES	18,600,000	0	-100.00	2,404,200	0	-100.00
VIET NAM	28,149,730	6,390,000	-77.30	3,721,563	1,113,459	-70.08
EAST TIMOR	0	24,000	-	0	1,944	-
-LAINNYA	455,009,090	469,209,961	3.12	26,938,524	31,224,211	15.91
JAPAN	3,407,002	15,204,810	346.28	960,643	1,745,184	81.67
KOREA, REPUBLIC OF	16,852,260	43,741,273	159.56	992,435	2,615,768	163.57
TAIWAN	108,500	221,000	103.69	53,320	72,356	35.70
CHINA	6,212,021	4,197,825	-32.42	466,927	984,283	110.80
THAILAND	21,343,641	9,843,674	-53.88	1,413,557	521,458	-63.11
SINGAPORE	14,170,609	6,132,346	-56.72	651,907	517,753	-20.58
PHILIPPINES	17,136,110	18,000	-99.89	699,938	23,146	-96.69
MALAYSIA	1,169,506	991,303	-15.24	795,832	143,666	-81.95
BRUNEI DARUSSALAM	19,497	19,496	-0.01	18,012	19,983	10.94
VIET NAM	10,895,470	30,692,078	181.70	676,010	1,894,412	180.23
INDIA	371,000	4,040,000	988.95	56,806	329,354	479.79
PAKISTAN	0	11,477,679	-	0	627,526	-
BANGLADESH	215,000	100,000	-53.49	50,515	48,750	-3.49
SRI LANKA	174,000	215,250	23.71	200,171	157,467	-21.33
SAUDI ARABIA	0	75,996	-	0	82,668	-
GHANA	0	12,600	-	0	8,400	-
NIGERIA	0	199,050	-	0	143,321	-
SOUTH AFRICA	0	18,000,000	-	0	972,000	-
AUSTRALIA	368,645	382,137	3.66	429,115	467,871	9.03
NEW ZEALAND	82,608,555	156,225,539	89.12	3,270,113	9,914,201	203.18
EAST TIMOR	167	0	-100.00	116	0	-100.00
UNITED STATES	503	2,770	450.70	8,736	46,800	435.71
NETHERLANDS	203,228,603	147,167,135	-27.59	12,135,882	8,807,944	-27.42

TABEL 5. PERKEMBANGAN EKSPOR INDONESIA MENURUT KOMODITI DAN NEGARA TUJUAN

JENIS BARANG	BERAT BERSIH (KG)		PERUB %	NILAI FOB (US \$)		PERUB %
	JAN-FEB 2009	JAN-FEB 2010		JAN-FEB 2009	JAN-FEB 2010	
	(1)	(2)	(3)	(4)	(5)	(6)
FRANCE	680,000	0	-100.00	137,440	0	-100.00
GERMANY, FED. REP. OF	24,248,001	950,000	-96.08	1,305,849	57,000	-95.64
ITALY	51,800,000	0	-100.00	2,615,200	0	-100.00
POLAND	0	19,300,000	-	0	1,022,900	-
-MINYAK ATSIRI LAINNYA	571,778	762,602	33.37	12,211,391	18,955,899	55.23
JAPAN	4,465	9,756	118.50	194,930	126,029	-35.35
HONG KONG	4,132	383	-90.73	17,759	888	-95.00
KOREA, REPUBLIC OF	6,519	205	-96.86	16,568	13,765	-16.92
TAIWAN	275	0	-100.00	8,015	0	-100.00
CHINA	12,924	11,750	-9.08	127,542	188,655	47.92
THAILAND	452	1,318	191.59	9,418	43,294	359.69
SINGAPORE	168,358	190,693	13.27	2,460,649	4,368,056	77.52
PHILIPPINES	1,064	3,279	208.18	16,865	50,522	199.57
MALAYSIA	517	3,017	483.56	17,668	50,446	185.52
VIET NAM	44	0	-100.00	2,703	0	-100.00
INDIA	84,273	114,213	35.53	1,263,433	2,587,520	104.80
PAKISTAN	199	150	-24.62	1,120	17,050	1,422.32
SRI LANKA	6	50	733.33	12	105	775.00
LEBANON	0	65	-	0	480	-
TURKEY	5,040	14,400	185.71	57,004	153,800	169.81
UNITED ARAB EMIRATES	19,048	4,000	-79.00	776,330	172,700	-77.75
SOUTH AFRICA	0	220	-	0	2,145	-
AUSTRALIA	50	359	618.00	1,950	941	-51.74
NEW ZEALAND	150	0	-100.00	2,079	0	-100.00
EAST TIMOR	0	305	-	0	24	-
UNITED STATES	119,411	141,586	18.57	2,274,485	3,305,688	45.34
CANADA	723	3,576	394.61	8,507	77,453	810.46
MEXICO	0	2,935	-	0	42,420	-
ARGENTINA	0	376	-	0	7,780	-
BRAZIL	1,666	2,198	31.93	17,625	34,860	97.79
UNITED KINGDOM	19,145	15,518	-18.94	625,018	461,151	-26.22
NETHERLANDS	51,253	41,914	-18.22	2,252,101	599,541	-73.38
FRANCE	31,738	52,890	66.65	1,067,296	1,483,808	39.02
GERMANY, FED. REP. OF	23,401	23,825	1.81	693,384	974,304	40.51
BELGIUM	0	2,438	-	0	40,100	-
SWITZERLAND	0	39,755	-	0	1,717,069	-
IRELAND	1	0	-100.00	125	0	-100.00
ITALY	10,225	8,999	-11.99	136,307	102,800	-24.58
SPAIN	6,699	72,429	981.19	162,498	2,332,505	1,335.41
-WANGI-WANGIAN DARI MINYAK	9,832,468	11,959,127	21.63	36,996,107	45,439,925	22.82
JAPAN	455,425	579,518	27.25	2,057,753	2,661,541	29.34
HONG KONG	267,569	265,742	-0.68	3,184,066	3,599,565	13.05
KOREA, REPUBLIC OF	27,245	33,062	21.35	251,403	362,186	44.07
TAIWAN	685,054	682,407	-0.39	709,613	1,003,600	41.43
CHINA	71,672	186,787	160.61	378,951	999,328	163.71
MONGOLIA	0	6,562	-	0	14,854	-
PAPUA NEW GUINEA	42,480	51,679	21.65	114,067	113,983	-0.07
THAILAND	1,287,219	1,350,984	4.95	6,788,938	7,418,680	9.28
SINGAPORE	532,000	450,574	-15.31	3,022,535	3,804,476	25.87
PHILIPPINES	794,130	1,336,040	68.24	4,043,943	5,305,860	31.21
MALAYSIA	1,495,807	1,340,153	-10.41	4,567,976	4,273,361	-6.45
MYANMAR (FORM. BURMA)	16,165	10,751	-33.49	77,463	79,070	2.07
CAMBODIA	0	5,873	-	0	19,679	-
BRUNEI DARUSSALAM	64,317	100,263	55.89	232,512	480,579	106.69
VIET NAM	167,819	225,752	34.52	1,319,976	1,741,206	31.91
MALDIVES	59,322	85,624	44.34	131,815	197,225	49.62
INDIA	275,492	332,145	20.56	667,219	798,163	19.63
PAKISTAN	92,959	253,431	172.63	408,978	1,101,036	169.22
BANGLADESH	25,467	24,054	-5.55	81,233	58,377	-28.14
SRI LANKA	10,957	64,177	485.72	47,469	223,711	371.28
AFGHANISTAN	0	36,270	-	0	68,023	-
IRAN (ISLAMIC REPUBLIC OF)	60,134	144,083	139.60	176,904	402,003	127.24
SAUDI ARABIA	152,743	16,787	-89.01	228,363	16,477	-92.78
KUWAIT	2,090	1,731	-17.18	6,830	40,119	487.39
JORDAN	0	3,924	-	0	10,574	-
LEBANON	997	0	-100.00	1,430	0	-100.00
YEMEN	187,564	266,920	42.31	387,952	548,290	41.33
SYRIA ARAB REPUBLIC	0	8,164	-	0	41,180	-
TURKEY	43	25	-41.86	2	840	41,900.00
UNITED ARAB EMIRATES	1,540,016	1,942,104	26.11	4,436,038	5,003,333	12.79
QATAR	4,191	543	-87.04	36,710	1,869	-94.91
CYPRUS	8,540	0	-100.00	29,151	0	-100.00
EGYPT	1,739	16,223	832.89	30,861	90,712	193.94
LIBYAN ARAB JAMAHIRIYA	59,094	55,627	-5.87	215,630	196,332	-8.95
MOROCCO	2,247	3,509	56.16	28,114	28,046	-0.24
SUDAN	0	76,475	-	0	288,636	-

TABEL 5. PERKEMBANGAN EKSPOR INDONESIA MENURUT KOMODITI DAN NEGARA TUJUAN

JENIS BARANG	BERAT BERSIH (KG)		PERUB	NILAI FOB (US \$)		PERUB
	JAN-FEB 2009	JAN-FEB 2010	%	JAN-FEB 2009	JAN-FEB 2010	%
	(1)	(2)	(3)	(4)	(5)	(6)
NAMIBIA	12,600	12,600	0.00	22,068	22,068	0.00
ETHIOPIA	19	0	-100.00	10	0	-100.00
TANZANIA, UNITED REPUBLIC OF	74,742	75,718	1.31	109,080	215,180	97.27
MADAGASCAR	24,165	8,670	-64.12	7,644	3,401	-55.51
KENYA	268,627	295,824	10.12	537,458	540,893	0.64
REUNION	87	0	-100.00	351	0	-100.00
MOZAMBIQUE	0	11,880	-	0	38,775	-
EQUATORIAL GUINEA	5,109	0	-100.00	9,033	0	-100.00
TOGO	6,110	7,838	28.28	35,335	20,580	-41.76
GHANA	81,879	99,346	21.33	184,175	302,182	64.07
GUINEA	0	2,946	-	0	6,600	-
ANGOLA	25,200	37,800	50.00	45,500	66,203	45.50
CAMEROON	0	71	-	0	98	-
NIGERIA	23,285	392,510	1,585.68	110,151	665,842	504.48
SIERRA LEONE	0	5,097	-	0	8,000	-
GABON	6,803	0	-100.00	12,858	0	-100.00
COTE D'IVOIRE	0	4,138	-	0	15,850	-
SENEGAL	87,009	93,845	7.86	51,710	65,911	27.46
BENIN	120,585	32,454	-73.09	265,255	67,413	-74.59
BURKINA FASO	0	5,341	-	0	7,297	-
GAMBIA	3,584	1,241	-65.37	7,987	3,920	-50.92
SEYCHELLES	4,447	5,696	28.09	5,571	10,760	93.14
UGANDA	0	176,955	-	0	361,230	-
DJIBOUTI	44,432	18,126	-59.21	75,589	37,206	-50.78
SOUTH AFRICA	31,207	10,847	-65.24	137,964	57,095	-58.62
COMOROS	0	1,617	-	0	3,900	-
MAURITIUS	35,180	31,394	-10.76	94,930	94,771	-0.17
AUSTRALIA	20,555	33,175	61.40	58,897	170,909	190.18
NEW ZEALAND	5,454	716	-86.87	28,216	3,662	-87.02
MICRONESIA, FEDERATED STATES OF	0	363	-	0	390	-
NEW CALEDONIA	0	536	-	0	485	-
NORTHERN MARIANA ISLANDS	0	2,393	-	0	9,359	-
VANUATU	3,978	16,024	302.82	5,942	22,556	279.60
WALLIS AND FUTUNA ISLANDS	0	2,506	-	0	6,677	-
FIJI	15,835	21,745	37.32	48,635	87,597	80.11
KIRIBATI	0	7,993	-	0	16,285	-
SAMOA	6,492	5,692	-12.32	11,827	17,473	47.74
SOLOMON ISLANDS	634	3,072	384.54	625	6,232	897.12
TONGA	7,797	9,639	23.62	7,887	10,308	30.70
TUVALU	0	648	-	0	659	-
EAST TIMOR	272,171	260,505	-4.29	372,278	393,408	5.68
UNITED STATES	32,271	49,846	54.46	162,675	156,466	-3.82
CANADA	106	2,223	1,997.17	356	2,530	610.67
MEXICO	377	25	-93.37	13,694	614	-95.52
SURINAME	0	10,337	-	0	20,494	-
ARGENTINA	224	0	-100.00	2,022	0	-100.00
PUERTO RICO	21	0	-100.00	128	0	-100.00
BELIZE	5,359	0	-100.00	31,238	0	-100.00
DOMINICAN REPUBLIC	53	0	-100.00	66	0	-100.00
BARBADOS	1,451	0	-100.00	2,418	0	-100.00
BERMUDA	26	0	-100.00	77	0	-100.00
FRENCH POLYNESIA	0	24	-	0	114	-
MARTINIQUE	422	0	-100.00	576	0	-100.00
NETHERLANDS ANTILLES	0	69	-	0	56	-
GUADELOUPE	0	317	-	0	437	-
UNITED KINGDOM	57,819	68,187	17.93	236,648	248,301	4.92
NETHERLANDS	44,654	967	-97.83	125,714	749	-99.40
FRANCE	39,237	62,466	59.20	320,592	380,703	18.75
GERMANY, FED. REP. OF	133	3,727	2,702.26	393	20,464	5,107.12
AUSTRIA	0	7	-	0	26	-
BELGIUM	4,339	9,329	115.00	9,015	16,016	77.66
SWITZERLAND	2	50	2,400.00	3	100	3,233.33
DENMARK	1	9	800.00	8	115	1,337.50
NORWAY	0	1,606	-	0	7,122	-
SWEDEN	601	577	-3.99	2,845	1,728	-39.26
ITALY	27,840	33,117	18.95	55,335	64,383	16.35
SPAIN	3,680	195	-94.70	55,937	4,841	-91.35
PORTUGAL	0	1,554	-	0	2,330	-
MONTSERRAT	5,929	0	-100.00	8,415	0	-100.00
GREECE	8,123	12,476	53.59	20,257	31,656	56.27
DEMOCRATIC REPUBLIC OF THE CONGO	21,018	10,229	-51.33	30,160	21,596	-28.40
ROMANIA	199	75	-62.31	5,426	1,795	-66.92
MALTA	0	5,500	-	0	7,227	-
CZECH REPUBLIC	100	80	-20.00	1,238	6,784	447.98
RUSSIA FEDERATION	0	31,211	-	0	89,189	-
ROTAN OLAHAN	3,700,852	4,725,203	27.68	3,797,900	4,352,605	14.61
JAPAN	3,763	5,442	44.62	4,008	5,149	28.47

TABEL 5. PERKEMBANGAN EKSPOR INDONESIA MENURUT KOMODITI DAN NEGARA TUJUAN

JENIS BARANG	BERAT BERSIH (KG)		PERUB %	NILAI FOB (US \$)		PERUB %
	JAN-FEB 2009	JAN-FEB 2010		JAN-FEB 2009	JAN-FEB 2010	
(1)	(2)	(3)	(4)	(5)	(6)	(7)
HONG KONG	42,151	52,447	24.43	45,502	61,300	34.72
KOREA, REPUBLIC OF	128	33,064	25,731.25	1,352	25,644	1,796.75
TAIWAN	59,811	6,019	-89.94	35,146	8,468	-75.91
CHINA	2,683,483	4,012,242	49.52	2,360,393	3,594,811	52.30
THAILAND	150,428	110,443	-26.58	130,262	94,593	-27.38
SINGAPORE	361,149	165,221	-54.25	434,897	189,468	-56.43
MALAYSIA	192,095	171,881	-10.52	228,754	126,137	-44.86
INDIA	7,399	6,000	-18.91	18,040	7,800	-56.76
SRI LANKA	2,200	18,974	762.45	4,884	25,718	426.58
IRAN (ISLAMIC REPUBLIC OF)	0	554	-	0	2,499	-
SAUDI ARABIA	12,772	0	-100.00	3,368	0	-100.00
KUWAIT	18,771	2,207	-88.24	14,900	2,700	-81.88
JORDAN	6,349	7,200	13.40	8,065	9,360	16.06
LEBANON	2,097	0	-100.00	2,750	0	-100.00
UNITED ARAB EMIRATES	155	15,700	10,029.03	2,869	7,250	152.70
CYPRUS	5,178	0	-100.00	23,332	0	-100.00
EGYPT	0	40,321	-	0	30,084	-
MOROCCO	6,299	0	-100.00	16,253	0	-100.00
SOUTH AFRICA	22,039	0	-100.00	22,744	0	-100.00
AUSTRALIA	12,899	0	-100.00	60,007	0	-100.00
NEW ZEALAND	0	5,567	-	0	15,448	-
GUAM	86	0	-100.00	933	0	-100.00
VANUATU	0	70	-	0	48	-
UNITED STATES	6,120	4,204	-31.31	24,979	6,797	-72.79
CANADA	626	0	-100.00	6,996	0	-100.00
ARGENTINA	346	250	-27.75	628	403	-35.83
BAHAMAS	0	621	-	0	484	-
DOMINICAN REPUBLIC	0	11,110	-	0	41,150	-
GRENADA	0	5,480	-	0	3,189	-
UNITED KINGDOM	1,137	4,857	327.18	7,385	7,712	4.43
NETHERLANDS	2,165	387	-82.12	19,438	571	-97.06
FRANCE	1,518	12,884	748.75	6,227	15,197	144.05
GERMANY, FED. REP. OF	53,619	19,884	-62.92	136,619	55,000	-59.74
BELGIUM	72	0	-100.00	334	0	-100.00
SWITZERLAND	291	0	-100.00	2,592	0	-100.00
NORWAY	0	3	-	0	15	-
FINLAND	3,913	0	-100.00	169	0	-100.00
ITALY	4,453	509	-88.57	39,918	100	-99.75
SPAIN	8,571	7,280	-15.06	28,590	10,900	-61.87
GREECE	139	9	-93.53	1,097	129	-88.24
UKRAINE	14,128	0	-100.00	51,291	0	-100.00
SLOVENIA	0	3	-	0	30	-
CZECH REPUBLIC	0	4,017	-	0	2,985	-
RUSSIA FEDERATION	14,502	353	-97.57	53,178	1,466	-97.24
-MINYAK KELAPA SAWIT	2,233,255,975	2,070,830,737	-7.27	1,100,174,922	1,480,922,949	34.61
JAPAN	174,071	7,950,604	4,467.45	166,427	6,199,685	3,625.17
HONG KONG	0	33,644	-	0	40,372	-
KOREA, REPUBLIC OF	40,010	0	-100.00	30,928	0	-100.00
TAIWAN	105,570	640,430	506.64	80,655	554,994	588.11
CHINA	341,434,664	215,898,943	-36.77	160,274,788	159,315,712	-0.60
PAPUA NEW GUINEA	562,835	182,400	-67.59	478,564	199,576	-58.30
SINGAPORE	107,919,430	97,151,040	-9.98	49,815,754	68,074,922	36.65
PHILIPPINES	1,578,623	3,108,899	96.94	1,835,964	3,050,494	66.15
MALAYSIA	78,329,846	177,732,685	126.90	36,503,732	123,223,304	237.56
MYANMAR (FORM. BURMA)	21,499,062	13,299,685	-38.14	11,524,480	10,175,763	-11.70
BRUNEI DARUSSALAM	110,650	101,504	-8.27	120,908	106,035	-12.30
VIET NAM	27,185,997	26,868,185	-1.17	14,198,223	19,875,452	39.99
MALDIVES	213,024	66,528	-68.77	188,849	69,455	-63.22
INDIA	842,249,379	727,044,234	-13.68	422,521,830	517,098,935	22.38
PAKISTAN	33,915,416	19,187,582	-43.43	18,004,460	13,389,231	-25.63
BANGLADESH	95,300,519	111,312,158	16.80	52,128,910	83,893,369	60.93
SRI LANKA	0	5,196,501	-	0	3,921,171	-
AFGHANISTAN	357,696	3,135,086	776.47	249,570	2,783,031	1,015.13
IRAN (ISLAMIC REPUBLIC OF)	1,455,380	42,491,964	2,819.65	973,693	30,704,029	3,053.36
SAUDI ARABIA	19,773,099	18,055,688	-8.69	12,388,437	13,121,896	5.92
ISRAEL	77,760	140,000	80.04	53,849	107,297	99.26
JORDAN	11,285,000	0	-100.00	6,362,813	0	-100.00
YEMEN	5,230,697	2,013,785	-61.50	3,314,268	1,851,388	-44.14
OMAN	0	5,598,000	-	0	4,310,460	-
TURKEY	0	13,730,765	-	0	9,743,264	-
UNITED ARAB EMIRATES	3,001,895	2,834,599	-5.57	1,661,996	2,159,647	29.94
EGYPT	64,040,998	71,627,731	11.85	34,041,793	53,839,990	58.16
TUNISIA	4,999,904	12,109,865	142.20	2,844,945	8,906,742	213.07
ALGERIA	5,141,086	5,499,924	6.98	2,407,843	4,080,944	69.49
SUDAN	20,120	0	-100.00	15,502	0	-100.00
NAMIBIA	0	39,420	-	0	38,533	-
TANZANIA, UNITED REPUBLIC OF	8,699,966	268,704	-96.91	4,019,115	242,163	-93.97

TABEL 5. PERKEMBANGAN EKSPOR INDONESIA MENURUT KOMODITI DAN NEGARA TUJUAN

JENIS BARANG	BERAT BERSIH (KG)		PERUB	NILAI FOB (US \$)		PERUB
	JAN-FEB 2009	JAN-FEB 2010	%	JAN-FEB 2009	JAN-FEB 2010	%
	(1)	(2)	(3)	(4)	(5)	(6)
KENYA	0	815,760	-	0	709,213	-
TOGO	105,635	222,525	110.65	100,693	193,708	92.37
GHANA	911,175	3,204,540	251.69	634,179	2,916,880	359.95
LIBERIA	18,130	74,160	309.05	15,569	65,591	321.29
GUINEA	0	8,062,096	-	0	5,462,070	-
ANGOLA	3,136,058	3,638,291	16.01	2,087,012	3,467,874	66.16
CONGO	295,929	1,018,843	244.29	181,332	915,920	405.11
CAMEROON	442,730	108,760	-75.43	285,923	98,475	-65.56
NIGERIA	8,850,000	0	-100.00	4,750,250	0	-100.00
SIERRA LEONE	410,058	399,123	-2.67	296,710	351,610	18.50
GABON	472,963	710,732	50.27	392,288	736,656	87.78
COTE D'IVOIRE	8,000,000	37,080	-99.54	4,680,000	32,795	-99.30
SENEGAL	0	978,291	-	0	837,504	-
MAURITANIA	2,651,428	74,213	-97.20	1,652,334	66,744	-95.96
MALI	290,016	0	-100.00	211,056	0	-100.00
BENIN	4,341,377	1,758,230	-59.50	3,034,970	1,682,809	-44.55
GAMBIA	5,140,616	3,207,658	-37.60	3,595,401	2,842,168	-20.95
DJIBOUTI	776,952	1,431,402	84.23	527,241	1,298,155	146.22
SOUTH AFRICA	21,811,645	16,380,595	-24.90	9,481,208	11,214,348	18.28
COMOROS	0	109,946	-	0	117,356	-
MAURITIUS	0	2,350,322	-	0	1,745,113	-
AUSTRALIA	20,120	0	-100.00	14,497	0	-100.00
NEW ZEALAND	42,090	0	-100.00	28,411	0	-100.00
VANUATU	45,285	14,025	-69.03	40,801	15,681	-61.57
AMERICAN SAMOA	14,048	15,075	7.31	13,043	17,358	33.08
FIJI	85,355	15,702	-81.60	85,852	17,758	-79.32
KIRIBATI	15,481	21,398	38.22	13,122	25,565	94.83
MARSHALL ISLANDS	0	2,000,000	-	0	1,377,500	-
SAMOA	83,252	218,433	162.38	89,090	246,877	177.11
SOLOMON ISLANDS	65,530	14,232	-78.28	65,697	16,336	-75.13
TONGA	18,294	16,466	-9.99	18,259	19,084	4.52
TUVALU	5,574	0	-100.00	8,324	0	-100.00
EAST TIMOR	907,495	991,749	9.28	862,469	1,105,195	28.14
UNITED STATES	4,250,000	6,034,852	42.00	2,032,500	4,311,108	112.11
PANAMA	74,935	1,999,999	2,568.98	73,382	1,362,499	1,756.72
BRAZIL	16,599,779	11,151,799	-32.82	8,014,206	8,165,216	1.88
TRINIDAD AND TOBAGO	0	138,803	-	0	123,434	-
HAITI	65,641	0	-100.00	49,660	0	-100.00
UNITED KINGDOM	6,000,000	0	-100.00	3,260,000	0	-100.00
NETHERLANDS	195,544,129	140,773,310	-28.01	90,398,877	96,159,468	6.37
GERMANY, FED. REP. OF	75,803,367	70,371,247	-7.17	34,760,183	46,363,040	33.38
DENMARK	2,499,918	749,904	-70.00	1,287,458	501,686	-61.03
SWEDEN	3,799,934	2,399,928	-36.84	1,991,470	1,430,357	-28.18
ITALY	126,985,987	94,992,173	-25.19	57,112,041	63,970,127	12.01
SPAIN	23,087,499	43,867,622	90.01	10,784,003	30,238,454	180.40
PORTUGAL	7,634,000	2,899,902	-62.01	3,379,390	1,962,834	-41.92
GREECE	13,721,424	1,681,870	-87.74	6,169,519	1,281,227	-79.23
DEMOCRATIC REPUBLIC OF THE	1,185,163	5,056,156	326.62	727,725	3,706,488	409.33
HUNGARY	0	4,500	-	0	5,200	-
POLAND	0	21,200	-	0	16,324	-
ROMANIA	43,740	102,407	134.13	29,306	97,344	232.16
KAZAKHSTAN	0	37,746	-	0	35,058	-
UKRAINE	22,300,526	17,269,629	-22.56	10,731,175	12,199,441	13.68
CROATIA	0	21,870	-	0	19,027	-
RUSSIA FEDERATION	0	40,045,620	-	0	30,300,420	-
-MINYAK BIJI KELAPA SAWIT	248,107,186	218,453,195	-11.95	138,820,986	171,070,305	23.23
CHINA	55,420,687	25,003,412	-54.88	29,506,002	20,274,658	-31.29
SINGAPORE	2,729,012	1,550,002	-43.20	2,252,831	1,255,002	-44.29
MALAYSIA	55,122,128	50,022,948	-9.25	30,640,717	38,662,318	26.18
INDIA	25,345,088	39,153,517	54.48	18,671,634	30,179,108	61.63
PAKISTAN	562,208	500,000	-11.06	608,583	342,750	-43.68
BANGLADESH	1,500,350	1,500,000	-0.02	736,661	950,250	28.99
TURKEY	0	10,147,885	-	0	8,392,523	-
EGYPT	1,999,997	1,999,908	0.00	1,100,750	1,624,925	47.62
ALGERIA	294,410	0	-100.00	188,567	0	-100.00
MAURITANIA	150,000	0	-100.00	76,125	0	-100.00
SOUTH AFRICA	1,097,000	4,720,481	330.31	453,760	3,849,192	748.29
MALAWI	332,250	0	-100.00	174,432	0	-100.00
UNITED STATES	20,000,000	3,240,000	-83.80	9,675,000	2,640,600	-72.71
ARGENTINA	0	38,016	-	0	35,164	-
BRAZIL	7,999,997	15,083,414	88.54	7,134,437	12,579,862	76.33
NETHERLANDS	57,795,824	45,328,653	-21.57	26,907,425	33,688,190	25.20
GERMANY, FED. REP. OF	2,703,039	6,001,622	122.03	1,271,584	4,431,112	248.47
DENMARK	0	749,990	-	0	641,241	-
SWEDEN	0	799,945	-	0	666,956	-
ITALY	2,299,911	4,129,613	79.56	1,404,384	3,394,346	141.70
SPAIN	0	1,410,000	-	0	1,142,140	-

TABEL 5. PERKEMBANGAN EKSPOR INDONESIA MENURUT KOMODITI DAN NEGARA TUJUAN

JENIS BARANG	BERAT BERSIH (KG)		PERUB	NILAI FOB (US \$)		PERUB
	JAN-FEB 2009	JAN-FEB 2010	%	JAN-FEB 2009	JAN-FEB 2010	%
	(1)	(2)	(3)	(4)	(5)	(6)
PORTUGAL	300,000	574,000	91.33	148,500	385,154	159.36
GREECE	1,449,983	0	-100.00	714,093	0	-100.00
UKRAINE	10,940,700	1,500,000	-86.29	7,112,463	1,062,500	-85.06
RUSSIA FEDERATION	64,602	4,999,789	7,639.37	43,038	4,872,314	11,220.96
-MINYAK NABATI LAIN	81,082,984	80,494,810	-0.73	54,483,909	63,517,032	16.58
JAPAN	85,790	31,050	-63.81	78,440	95,864	22.21
HONG KONG	0	157	-	0	357	-
KOREA, REPUBLIC OF	5,337,575	3,576,397	-33.00	5,027,507	2,819,079	-43.93
TAIWAN	182,351	504,392	176.61	105,796	423,514	300.31
CHINA	21,675,637	8,195,570	-62.19	15,256,559	6,459,893	-57.66
THAILAND	60,000	185,902	209.84	35,898	165,465	360.93
SINGAPORE	3,710,765	732,676	-80.26	2,806,007	487,779	-82.62
PHILIPPINES	0	201,000	-	0	156,454	-
MALAYSIA	18,873,580	27,900,198	47.83	11,893,563	20,771,938	74.65
NEPAL	43,740	0	-100.00	39,706	0	-100.00
VIET NAM	5,569,320	99,620	-98.21	664,589	72,380	-89.11
MALDIVES	3,001	12	-99.60	5,411	40	-99.26
INDIA	6,200,201	100,000	-98.39	2,884,331	38,000	-98.68
PAKISTAN	337,560	0	-100.00	206,755	0	-100.00
BANGLADESH	329,660	0	-100.00	301,288	0	-100.00
IRAN (ISLAMIC REPUBLIC OF)	76,000	76,000	0.00	52,800	57,760	9.39
ISRAEL	0	95,705	-	0	81,306	-
JORDAN	0	22,000	-	0	19,250	-
LEBANON	18,620	0	-100.00	15,455	0	-100.00
SYRIA ARAB REPUBLIC	247,400	193,140	-21.93	216,160	178,287	-17.52
TURKEY	0	890,000	-	0	755,385	-
UNITED ARAB EMIRATES	60,000	42,000	-30.00	45,600	41,160	-9.74
EGYPT	148,865	500,000	235.87	138,629	415,000	199.36
TUNISIA	0	590,957	-	0	397,149	-
ALGERIA	0	404,000	-	0	351,100	-
MADAGASCAR	0	186,910	-	0	124,244	-
EQUATORIAL GUINEA	131	0	-100.00	1,000	0	-100.00
GABON	18,620	0	-100.00	20,907	0	-100.00
COTE D'IVOIRE	0	672	-	0	7,812	-
MAURITANIA	420,000	618,780	47.33	193,200	421,679	118.26
SOUTH AFRICA	826,500	284,257	-65.61	383,988	230,437	-39.99
AUSTRALIA	0	1,395	-	0	6,316	-
NEW ZEALAND	306,510	238,423	-22.21	369,012	221,809	-39.89
NORTHERN MARIANA ISLANDS	0	473	-	0	1,670	-
EAST TIMOR	0	1,178	-	0	272	-
UNITED STATES	7,017,131	80,340	-98.86	6,484,301	51,058	-99.21
VENEZUELA	0	95,000	-	0	84,550	-
ARGENTINA	0	4,716	-	0	3,986	-
UNITED KINGDOM	593	1,632	175.21	3,445	9,730	182.44
NETHERLANDS	6,500,000	10,543,500	62.21	4,855,085	7,828,323	61.24
FRANCE	0	410	-	0	9,467	-
DENMARK	249,984	0	-100.00	150,615	0	-100.00
SWEDEN	799,924	0	-100.00	511,951	0	-100.00
FINLAND	0	16	-	0	194	-
ITALY	0	5,548,000	-	0	4,118,260	-
SPAIN	38,829	80	-99.79	48,226	170	-99.65
GREECE	17,000	170,868	905.11	19,831	145,525	633.83
ROMANIA	206,479	145,818	-29.38	142,149	130,566	-8.15
BULGARIA	0	107,838	-	0	96,365	-
KAZAKHSTAN	43,173	325,702	654.41	39,016	301,220	672.04
UKRAINE	179,956	12,591,023	6,896.72	161,694	11,181,928	6,815.49
UZBEKISTAN	225,000	0	-100.00	207,990	0	-100.00
LATVIA	27,755	19,395	-30.12	22,561	19,015	-15.72
GEORGIA	0	43,739	-	0	42,074	-
MALTA	12	23	91.67	163	296	81.60
SLOVENIA	5,540	57,000	928.88	3,516	46,984	1,236.29
CZECH REPUBLIC	125	0	-100.00	1,300	0	-100.00
RUSSIA FEDERATION	1,239,657	5,086,846	310.34	1,089,465	4,645,922	326.44
-STEARIN	20,847,969	26,608,152	27.63	12,428,866	23,026,070	85.26
JAPAN	301,999	691,480	128.97	232,145	654,234	181.82
HONG KONG	17,500	0	-100.00	10,815	0	-100.00
KOREA, REPUBLIC OF	326,439	3,845,240	1,077.94	209,929	3,312,652	1,477.99
TAIWAN	1,513,499	2,628,498	73.67	984,105	2,332,639	137.03
CHINA	9,133,497	7,649,023	-16.25	5,083,194	6,517,889	28.22
THAILAND	893,070	1,383,669	54.93	572,263	1,217,157	112.69
SINGAPORE	213,006	157,999	-25.82	150,884	144,773	-4.05
PHILIPPINES	264,498	498,855	88.60	159,276	434,365	172.71
MALAYSIA	781,971	0	-100.00	400,423	0	-100.00
MYANMAR (FORM. BURMA)	0	138,500	-	0	127,997	-
VIET NAM	169,999	482,998	184.12	92,212	437,909	374.89
INDIA	168,786	995,000	489.50	101,550	876,435	763.06

TABEL 5. PERKEMBANGAN EKSPOR INDONESIA MENURUT KOMODITI DAN NEGARA TUJUAN

JENIS BARANG	BERAT BERSIH (KG)		PERUB	NILAI FOB (US \$)		PERUB
	JAN-FEB 2009	JAN-FEB 2010	%	JAN-FEB 2009	JAN-FEB 2010	%
	(1)	(2)	(3)	(4)	(5)	(6)
PAKISTAN	102,000	0	-100.00	58,980	0	-100.00
BANGLADESH	782,000	430,000	-45.01	415,730	371,025	-10.75
SRI LANKA	57,498	113,640	97.64	32,789	101,731	210.26
IRAN (ISLAMIC REPUBLIC OF)	60,000	550,000	816.67	46,025	492,932	971.01
SAUDI ARABIA	0	144,000	-	0	128,124	-
SYRIA ARAB REPUBLIC	196,963	0	-100.00	111,492	0	-100.00
TURKEY	2,475,928	2,207,623	-10.84	1,661,438	1,970,173	18.58
UNITED ARAB EMIRATES	68,000	0	-100.00	42,160	0	-100.00
EGYPT	136,000	105,500	-22.43	59,942	99,073	65.28
KENYA	68,585	51,000	-25.64	40,055	43,605	8.86
TOGO	0	234,000	-	0	210,600	-
GHANA	34,000	0	-100.00	19,312	0	-100.00
NIGERIA	0	36,000	-	0	33,840	-
COTE D'IVOIRE	68,000	0	-100.00	38,624	0	-100.00
SOUTH AFRICA	68,000	27,365	-59.76	49,470	22,069	-55.39
AUSTRALIA	6,782	49,085	623.75	5,420	43,522	702.99
NEW ZEALAND	0	17,000	-	0	13,175	-
UNITED STATES	175,690	279,725	59.22	115,458	255,289	121.11
CANADA	17,000	17,000	0.00	9,520	15,215	59.82
CHILE	16,850	0	-100.00	10,616	0	-100.00
VENEZUELA	0	16,500	-	0	16,170	-
ARGENTINA	0	14,000	-	0	12,194	-
ECUADOR	0	18,000	-	0	16,740	-
PERU	17,000	0	-100.00	9,180	0	-100.00
UNITED KINGDOM	144,000	116,000	-19.44	108,096	96,993	-10.27
NETHERLANDS	2,224,000	3,294,400	48.13	1,383,160	2,666,107	92.75
FRANCE	0	24,000	-	0	21,769	-
GERMANY, FED. REP. OF	17,000	80,000	370.59	11,543	64,368	457.64
BELGIUM	17,000	0	-100.00	9,350	0	-100.00
ITALY	33,000	0	-100.00	22,550	0	-100.00
SPAIN	192,000	144,000	-25.00	114,267	124,142	8.64
PORTUGAL	23,999	43,999	83.34	16,602	38,617	132.60
BULGARIA	6,410	46,344	623.00	4,695	43,248	821.15
UKRAINE	0	18,000	-	0	16,200	-
SLOVENIA	0	13,000	-	0	11,700	-
RUSSIA FEDERATION	56,000	46,709	-16.59	35,596	41,399	16.30
-ASAM BERLEMAK LAIN	94,420,231	110,278,241	16.80	46,341,878	81,512,864	75.89
JAPAN	1,864,499	1,722,087	-7.64	1,312,421	1,727,677	31.64
HONG KONG	2,880	0	-100.00	3,271	0	-100.00
KOREA, REPUBLIC OF	13,251,692	957,342	-92.78	4,812,942	912,480	-81.04
TAIWAN	84,770	958,700	1,030.94	47,321	988,537	1,989.00
CHINA	4,521,609	7,923,510	75.24	4,424,866	8,304,087	87.67
THAILAND	744,843	698,639	-6.20	839,434	852,281	1.53
SINGAPORE	4,307,673	6,287,983	45.97	2,658,835	6,827,674	156.79
PHILIPPINES	475,410	1,488,743	213.15	363,689	1,204,316	231.14
MALAYSIA	3,345,101	2,355,207	-29.59	2,712,949	1,694,783	-37.53
VIET NAM	39,433	56,630	43.61	26,306	14,588	-44.54
INDIA	13,767,405	30,000,393	117.91	5,664,731	17,748,041	213.31
PAKISTAN	3,046,977	1,641,920	-46.11	966,996	300,199	-68.96
BANGLADESH	290,080	273,732	-5.64	112,841	107,151	-5.04
SRI LANKA	2,899,050	730,690	-74.80	2,166,601	625,620	-71.12
IRAN (ISLAMIC REPUBLIC OF)	149,390	29,280	-80.40	169,646	31,489	-81.44
JORDAN	17,280	0	-100.00	16,813	0	-100.00
TURKEY	335,535	205,789	-38.67	299,446	220,508	-26.36
UNITED ARAB EMIRATES	0	14,400	-	0	16,085	-
EGYPT	3,711,141	6,140	-99.83	1,202,708	7,340	-99.39
TUNISIA	0	749,958	-	0	506,222	-
TANZANIA, UNITED REPUBLIC OF	1,950,000	0	-100.00	797,000	0	-100.00
MADAGASCAR	0	90,650	-	0	39,183	-
MOZAMBIQUE	0	396,000	-	0	225,005	-
TOGO	88,000	42,000	-52.27	29,040	31,500	8.47
ANGOLA	0	2,523,000	-	0	1,589,390	-
SENEGAL	0	2,010,000	-	0	1,264,950	-
MAURITANIA	1,000,000	3,019,943	201.99	320,000	1,840,475	475.15
MALI	0	110,000	-	0	70,950	-
SOUTH AFRICA	1,217,099	1,870,317	53.67	529,045	1,230,264	132.54
MALAWI	895,820	577,999	-35.48	323,080	376,965	16.68
AUSTRALIA	154,350	126,752	-17.88	165,631	154,041	-7.00
NEW ZEALAND	7,600	10,723	41.09	6,992	9,044	29.35
UNITED STATES	3,160,739	1,821,852	-42.36	3,301,487	2,154,409	-34.74
MEXICO	39,770	191,130	380.59	22,669	213,457	841.63
ARGENTINA	351,539	102,310	-70.90	277,741	95,290	-65.69
BRAZIL	1,051,190	243,240	-76.86	1,013,717	237,092	-76.61
COLOMBIA	37,790	19,120	-49.40	36,921	25,397	-31.21
ECUADOR	15,200	0	-100.00	13,072	0	-100.00
UNITED KINGDOM	30,400	62,400	105.26	27,892	71,335	155.75
NETHERLANDS	1,857,620	14,254,436	667.35	1,336,281	13,060,125	877.35

TABEL 5. PERKEMBANGAN EKSPOR INDONESIA MENURUT KOMODITI DAN NEGARA TUJUAN

JENIS BARANG	BERAT BERSIH (KG)		PERUB %	NILAI FOB (US \$)		PERUB %
	JAN-FEB 2009	JAN-FEB 2010		JAN-FEB 2009	JAN-FEB 2010	
	(1)	(2)	(3)	(4)	(5)	(6)
FRANCE	40,410	0	-100.00	79,325	0	-100.00
GERMANY, FED. REP. OF	238,160	543,590	128.25	406,506	469,743	15.56
BELGIUM	35,548	40,120	12.86	55,107	41,123	-25.38
SWEDEN	9,999,790	0	-100.00	2,989,937	0	-100.00
ITALY	5,801,870	188,740	-96.75	2,126,212	164,117	-92.28
SPAIN	13,592,568	25,932,776	90.79	4,682,407	16,059,931	242.98
-ALAT LISTRIK	62,507,741	81,916,730	31.05	612,165,042	893,101,132	45.89
JAPAN	5,710,592	7,733,263	35.42	83,814,358	136,517,754	62.88
HONG KONG	819,446	1,570,821	91.69	15,258,205	31,090,561	103.76
KOREA, REPUBLIC OF	709,154	681,532	-3.90	10,206,469	19,583,930	91.88
TAIWAN	205,248	680,783	231.69	3,097,691	10,256,776	231.11
CHINA	602,820	1,440,063	138.89	10,601,203	21,712,779	104.81
PAPUA NEW GUINEA	1,078,531	568,132	-47.32	1,741,482	1,110,418	-36.24
THAILAND	2,470,536	3,910,903	58.30	15,770,569	31,514,285	99.83
SINGAPORE	5,072,977	8,972,589	76.87	153,186,426	232,373,639	51.69
PHILIPPINES	3,124,762	3,885,232	24.34	18,550,440	21,202,404	14.30
MALAYSIA	4,179,648	4,805,367	14.97	27,802,133	30,950,050	11.32
MYANMAR (FORM. BURMA)	142,273	250,556	76.11	405,868	579,774	42.85
CAMBODIA	0	16,179	-	0	49,096	-
BRUNEI DARUSSALAM	156,579	380,153	142.79	768,817	2,451,520	218.87
BHUTAN	0	563,928	-	0	1,417,318	-
VIET NAM	1,480,829	2,579,002	74.16	11,581,477	11,724,230	1.23
MALDIVES	4,673	9,471	102.67	91,331	29,461	-67.74
INDIA	3,025,002	5,117,248	69.17	7,350,697	14,795,464	101.28
PAKISTAN	257,643	242,596	-5.84	1,210,802	558,121	-53.90
BANGLADESH	28,213	10,204	-63.83	142,351	53,710	-62.27
SRI LANKA	374,569	299,374	-20.08	1,079,866	1,201,798	11.29
AFGHANISTAN	100,189	0	-100.00	263,139	0	-100.00
IRAQ	29,348	5,802	-80.23	61,705	39,960	-35.24
IRAN (ISLAMIC REPUBLIC OF)	410,166	171,606	-58.16	1,105,081	2,833,671	156.42
SAUDI ARABIA	984,577	1,358,702	38.00	2,652,899	3,543,626	33.58
ISRAEL	66,944	366	-99.45	344,385	54,648	-84.13
KUWAIT	173,242	197,332	13.91	530,793	648,462	22.17
JORDAN	52,860	58,649	10.95	173,964	189,273	8.80
LEBANON	219,346	266,872	21.67	612,420	828,715	35.32
YEMEN	98,048	286,749	192.46	250,866	1,131,031	350.85
OMAN	240,057	376,898	57.00	812,719	1,529,589	88.21
SYRIA ARAB REPUBLIC	23,255	309,395	1,230.45	67,968	693,825	920.81
TURKEY	402,160	209,248	-47.97	1,219,723	603,611	-50.51
UNITED ARAB EMIRATES	2,161,178	2,095,695	-3.03	10,245,735	11,063,072	7.98
QATAR	219,016	258,320	17.95	666,209	891,324	33.79
BAHRAIN	89,449	64,661	-27.71	175,384	208,626	18.95
CYPRUS	33,743	33,198	-1.62	68,003	102,951	51.39
EGYPT	950,424	296,451	-68.81	4,384,251	650,191	-85.17
LIBYAN ARAB JAMAHIRIYA	74,849	146,754	96.07	178,276	638,326	258.05
MOROCCO	128,498	121,410	-5.52	447,532	475,846	6.33
TUNISIA	97,246	80,569	-17.15	349,543	348,066	-0.42
ALGERIA	468,475	945,456	101.82	3,126,390	4,205,707	34.52
SUDAN	2,515,856	2,628,891	4.49	5,374,426	6,932,755	29.00
ERITREA	0	122,966	-	0	209,012	-
ETHIOPIA	19,540	323,264	1,554.37	56,100	1,099,551	1,859.98
TANZANIA, UNITED REPUBLIC OF	104,451	71,494	-31.55	260,185	220,698	-15.18
MADAGASCAR	292	0	-100.00	4,480	0	-100.00
SOMALIA	0	15,303	-	0	51,672	-
KENYA	209,741	292,539	39.48	522,909	733,538	40.28
REUNION	0	78	-	0	72	-
MOZAMBIQUE	25,522	123,826	385.17	52,149	248,744	376.99
EQUATORIAL GUINEA	47,224	42,989	-8.97	93,660	82,604	-11.80
TOGO	39,667	25,648	-35.34	611,541	78,802	-87.11
GHANA	95,270	191,048	100.53	245,291	462,142	88.41
LIBERIA	0	4,643	-	0	2,285	-
GUINEA	17,500	33,032	88.75	35,000	24,575	-29.79
ANGOLA	48,607	24,601	-49.39	187,185	116,934	-37.53
CONGO	3,272	19,858	506.91	6,480	61,354	846.82
CAMEROON	96,937	223	-99.77	178,672	649	-99.64
NIGERIA	498,432	166,868	-66.52	1,478,249	420,240	-71.57
GABON	8,627	680	-92.12	32,124	2,240	-93.03
COTE D'IVOIRE	0	76,925	-	0	236,943	-
SENEGAL	56,731	22,658	-60.06	94,221	25,256	-73.19
MAURITANIA	0	80,924	-	0	174,562	-
MALI	0	47,304	-	0	37,446	-
BENIN	42,151	97,664	131.70	87,154	228,247	161.89
GAMBIA	137	0	-100.00	182	0	-100.00
UGANDA	13,809	18	-99.87	48,113	1,148	-97.61
NIGER	28	0	-100.00	133	0	-100.00
DJIBOUTI	304,150	115,948	-61.88	773,578	375,690	-51.43
SAO TOME AND PRINCIPE	704	0	-100.00	250	0	-100.00

TABEL 5. PERKEMBANGAN EKSPOR INDONESIA MENURUT KOMODITI DAN NEGARA TUJUAN

JENIS BARANG	BERAT BERSIH (KG)		PERUB	NILAI FOB (US \$)		PERUB
	JAN-FEB 2009	JAN-FEB 2010	%	JAN-FEB 2009	JAN-FEB 2010	%
	(1)	(2)	(3)	(4)	(5)	(6)
SOUTH AFRICA	178,370	420,646	135.83	789,714	2,052,652	159.92
MAURITIUS	0	360,174	-	0	1,044,400	-
AUSTRALIA	2,100,739	1,461,573	-30.43	14,268,508	13,544,910	-5.07
NEW ZEALAND	456,333	507,557	11.23	4,309,789	4,909,057	13.90
NEW CALEDONIA	0	2,678	-	0	8,781	-
VANUATU	0	77,990	-	0	147,920	-
AMERICAN SAMOA	0	710	-	0	4,220	-
FIJI	42,108	33,782	-19.77	109,842	83,564	-23.92
SAMOA	8,373	111,290	1,229.15	40,754	811,158	1,890.38
SOLOMON ISLANDS	51,477	78,466	52.43	126,894	174,012	37.13
TONGA	0	7,491	-	0	14,700	-
EAST TIMOR	359,969	366,914	1.93	553,812	440,389	-20.48
UNITED STATES	5,857,520	6,007,782	2.57	80,113,808	96,314,796	20.22
CANADA	183,591	164,414	-10.45	1,728,353	750,804	-56.56
MEXICO	550,087	1,205,480	119.14	6,084,373	6,038,513	-0.75
GUATEMALA	148,874	121,330	-18.50	166,898	175,304	5.04
NICARAGUA	27,292	9,985	-63.41	93,555	50,537	-45.98
PANAMA	15,129	17,088	12.95	93,348	97,054	3.97
SURINAME	23,064	34,150	48.07	69,448	118,187	70.18
CHILE	264,535	415,175	56.95	669,748	1,262,495	88.50
VENEZUELA	184,284	96,049	-47.88	1,991,425	188,486	-90.54
ARGENTINA	236,283	147,408	-37.61	1,042,519	741,406	-28.88
BRAZIL	617,130	1,466,016	137.55	2,767,298	8,301,371	199.98
COLOMBIA	162,477	337,743	107.87	374,700	946,000	152.47
BOLIVIA	208	0	-100.00	2,133	0	-100.00
URUGUAY	0	39,049	-	0	169,733	-
ECUADOR	67,013	172,329	157.16	178,252	372,573	109.01
PERU	34,970	40,638	16.21	202,523	193,944	-4.24
TRINIDAD AND TOBAGO	50,245	32,197	-35.92	102,718	100,203	-2.45
JAMAICA	18,790	0	-100.00	54,841	0	-100.00
DOMINICAN REPUBLIC	49,951	0	-100.00	135,645	0	-100.00
COSTA RICA	0	6,584	-	0	48,621	-
HAITI	18,277	19,410	6.20	46,035	63,705	38.38
FRENCH POLYNESIA	2,250	756	-66.40	12,096	4,294	-64.50
GRENADA	15,754	0	-100.00	31,371	0	-100.00
NETHERLANDS ANTILLES	9,039	0	-100.00	27,308	0	-100.00
SAN MARINO	4,833	0	-100.00	61,800	0	-100.00
UNITED KINGDOM	4,120,548	4,699,594	14.05	8,907,627	33,752,344	278.92
NETHERLANDS	768,345	1,327,357	72.76	3,907,620	9,044,763	131.46
FRANCE	879,217	995,106	13.18	33,224,932	37,464,200	12.76
GERMANY, FED. REP. OF	369,812	611,761	65.42	5,557,651	10,448,936	88.01
AUSTRIA	1,380	3,172	129.86	63,825	313,485	391.16
BELGIUM	428,112	478,453	11.76	1,421,405	1,863,372	31.09
SWITZERLAND	18,590	29,413	58.22	384,396	212,711	-44.66
DENMARK	34,847	13,014	-62.65	2,755,886	430,740	-84.37
NORWAY	9,585	522	-94.55	37,072	6,807	-81.64
SWEDEN	94,518	166,547	76.21	2,408,321	3,806,024	58.04
FINLAND	2,329	2,757	18.38	73,842	48,337	-34.54
IRELAND	0	847	-	0	10,315	-
ITALY	595,868	378,723	-36.44	5,189,307	2,566,201	-50.55
SPAIN	1,364,769	1,631,013	19.51	4,512,432	8,077,068	79.00
PORTUGAL	62,075	118,161	90.35	152,097	314,352	106.68
GREECE	505,570	816,009	61.40	1,496,201	2,102,227	40.50
DEMOCRATIC REPUBLIC OF THE	0	54,602	-	0	131,750	-
HUNGARY	10,115	50,971	403.91	172,659	1,088,363	530.35
POLAND	355,284	282,865	-20.38	15,633,803	10,988,566	-29.71
ROMANIA	43,285	4	-99.99	503,290	1,197	-99.76
BULGARIA	1	55,826	5,582,500.00	173	151,723	87,601.16
AZERBAIJAN	52	0	-100.00	6,221	0	-100.00
KAZAKHSTAN	71	30	-57.75	1,382	340	-75.40
UKRAINE	39,033	65,966	69.00	136,113	233,795	71.77
LITHUANIA	1	0	-100.00	40	0	-100.00
SLOVAKIA	101,511	181,516	78.81	2,986,222	4,386,552	46.89
CZECH REPUBLIC	218,282	577,738	164.68	4,728,824	12,923,391	173.29
RUSSIA FEDERATION	130,363	80,988	-37.88	1,114,941	1,879,017	68.53
-DIODE TRANSISTOR	225,705	140,910	-37.57	15,284,324	32,352,988	111.67
JAPAN	21,281	26,882	26.32	7,038,467	9,812,696	39.42
HONG KONG	11,044	19,159	73.48	2,784,282	15,256,199	447.94
KOREA, REPUBLIC OF	913	380	-58.38	64,471	141,638	119.69
TAIWAN	451	2,062	357.21	129,435	491,435	279.68
CHINA	662	11,213	1,593.81	360,262	2,757,307	665.36
THAILAND	579	490	-15.37	1,625	15,420	848.92
SINGAPORE	80,885	67,393	-16.68	2,095,002	2,216,072	5.78
PHILIPPINES	42	2,111	4,926.19	6,153	403,667	6,460.49
MALAYSIA	18,236	4,526	-75.18	485,761	178,403	-63.27
VIET NAM	29	0	-100.00	471	0	-100.00
INDIA	3	0	-100.00	215	0	-100.00

TABEL 5. PERKEMBANGAN EKSPOR INDONESIA MENURUT KOMODITI DAN NEGARA TUJUAN

JENIS BARANG	BERAT BERSIH (KG)		PERUB %	NILAI FOB (US \$)		PERUB %
	JAN-FEB 2009	JAN-FEB 2010		JAN-FEB 2009	JAN-FEB 2010	
(1)	(2)	(3)	(4)	(5)	(6)	(7)
SRI LANKA	141	0	-100.00	588	0	-100.00
IRAN (ISLAMIC REPUBLIC OF)	87,572	0	-100.00	1,029,847	0	-100.00
YEMEN	0	40	-	0	127	-
UNITED ARAB EMIRATES	2	4	100.00	97	651	571.13
AUSTRALIA	17	1	-94.12	1,052	1	-99.90
SAMOA	0	2,272	-	0	23,600	-
UNITED STATES	645	2,482	284.81	227,470	356,239	56.61
MEXICO	2,056	0	-100.00	482,904	0	-100.00
BRAZIL	1	2	100.00	6	10	66.67
UNITED KINGDOM	238	625	162.61	30,476	68,580	125.03
GERMANY, FED. REP. OF	889	1,254	41.06	528,484	625,765	18.41
BELGIUM	1	3	200.00	2	19	850.00
NORWAY	1	0	-100.00	724	0	-100.00
FINLAND	17	0	-100.00	16,530	0	-100.00
IRELAND	0	1	-	0	190	-
HUNGARY	0	7	-	0	1,639	-
SLOVAKIA	0	3	-	0	3,330	-
-AUDIO VISUAL	18,254,042	21,305,866	16.72	403,302,910	509,644,636	26.37
JAPAN	1,286,014	947,540	-26.32	39,414,496	30,754,519	-21.97
HONG KONG	267,518	424,220	58.58	16,532,064	25,401,859	53.65
KOREA, REPUBLIC OF	433,834	485,530	11.92	20,178,645	28,925,334	43.35
TAIWAN	47,708	104,438	118.91	475,283	1,877,954	295.12
CHINA	228,143	384,506	68.54	13,420,967	18,105,964	34.91
MACAU	4,900	0	-100.00	137,073	0	-100.00
PAPUA NEW GUINEA	2,361	9,630	307.88	23,355	24,080	3.10
THAILAND	1,015,625	1,504,231	48.11	8,675,678	11,748,942	35.42
SINGAPORE	1,699,901	1,882,902	10.77	61,960,492	38,981,556	-37.09
PHILIPPINES	840,999	1,714,831	103.90	6,089,877	54,153,597	789.24
MALAYSIA	1,033,984	849,673	-17.83	12,006,924	14,476,079	20.56
MYANMAR (FORM. BURMA)	81,118	0	-100.00	356,206	0	-100.00
CAMBODIA	20,225	0	-100.00	136,224	0	-100.00
BRUNEI DARUSSALAM	12,376	18	-99.85	37,435	90	-99.76
NEPAL	0	10,037	-	0	81,010	-
VIET NAM	117,195	415,352	254.41	1,463,544	5,862,403	300.56
MALDIVES	0	805	-	0	5,419	-
INDIA	257,847	346,078	34.22	3,222,634	7,103,661	120.43
PAKISTAN	6,524	3	-99.95	36,427	22	-99.94
BANGLADESH	2,639	7,994	202.92	9,514	141,491	1,387.19
SRI LANKA	44,343	44,612	0.61	351,795	390,615	11.03
IRAQ	23	32,958	143,195.65	418	999,600	239,038.76
IRAN (ISLAMIC REPUBLIC OF)	76,460	92,103	20.46	1,685,785	1,502,513	-10.87
SAUDI ARABIA	355,230	366,071	3.05	2,204,686	3,001,117	36.12
ISRAEL	131,004	97,751	-25.38	3,386,913	1,683,824	-50.28
KUWAIT	57,291	28,007	-51.11	1,378,572	499,180	-63.79
JORDAN	40,532	10,443	-74.24	263,205	152,011	-42.25
LEBANON	6,136	7,539	22.87	99,678	133,058	33.49
YEMEN	52,313	37,715	-27.91	134,245	104,607	-22.08
OMAN	13,354	7,831	-41.36	115,021	123,821	7.65
SYRIA ARAB REPUBLIC	50,705	28,872	-43.06	387,207	564,468	45.78
TURKEY	79,688	156,716	96.66	2,229,231	2,949,764	32.32
UNITED ARAB EMIRATES	877,480	1,086,979	23.88	11,052,430	13,553,076	22.63
QATAR	39,060	52,028	33.20	956,513	1,006,830	5.26
BAHRAIN	5	0	-100.00	73	0	-100.00
CYPRUS	0	98	-	0	16,307	-
EGYPT	12,033	118,590	885.54	260,389	1,597,288	513.42
LIBYAN ARAB JAMAHIRIYA	14,442	9,254	-35.92	244,585	86,406	-64.67
MOROCCO	103,000	66,981	-34.97	970,373	343,844	-64.57
TUNISIA	3,735	2,662	-28.73	35,318	14,430	-59.14
ALGERIA	0	23,218	-	0	466,573	-
SUDAN	11,012	0	-100.00	65,891	0	-100.00
ETHIOPIA	41,961	0	-100.00	158,276	0	-100.00
TANZANIA, UNITED REPUBLIC OF	0	17,397	-	0	138,823	-
KENYA	30,831	38,120	23.64	450,044	314,905	-30.03
TOGO	283	810	186.22	560	1,638	192.50
GHANA	105,632	64,545	-38.90	440,773	329,899	-25.15
LIBERIA	3	0	-100.00	126	0	-100.00
ANGOLA	48,332	472	-99.02	345,326	17,383	-94.97
CAMEROON	902	106	-88.25	308	307	-0.32
NIGERIA	358,971	110,207	-69.30	2,606,885	443,271	-83.00
GABON	592	0	-100.00	300	0	-100.00
SENEGAL	0	8,958	-	0	135,273	-
MAURITANIA	11,655	11,655	0.00	29,415	30,631	4.13
GAMBIA	444	108	-75.68	484	16	-96.69
UGANDA	0	8	-	0	526	-
SAO TOME AND PRINCIPE	845	0	-100.00	300	0	-100.00
SOUTH AFRICA	77,117	94,526	22.57	982,968	2,253,368	129.24
COMOROS	0	1,387	-	0	4,172	-

TABEL 5. PERKEMBANGAN EKSPOR INDONESIA MENURUT KOMODITI DAN NEGARA TUJUAN

JENIS BARANG	BERAT BERSIH (KG)		PERUB %	NILAI FOB (US \$)		PERUB %
	JAN-FEB 2009	JAN-FEB 2010		JAN-FEB 2009	JAN-FEB 2010	
	(1)	(2)	(3)	(4)	(5)	(6)
MAURITIUS	13,784	8,637	-37.34	124,556	250,434	101.06
AUSTRALIA	846,588	776,195	-8.31	15,799,419	17,615,154	11.49
NEW ZEALAND	39,554	35,235	-10.92	921,718	831,547	-9.78
FIJI	1,016	0	-100.00	19,135	0	-100.00
EAST TIMOR	182,106	184,926	1.55	503,195	381,124	-24.26
UNITED STATES	1,719,903	2,265,571	31.73	49,062,284	63,683,977	29.80
CANADA	66,951	99,998	49.36	2,404,762	3,397,340	41.28
MEXICO	248,815	217,623	-12.54	6,765,697	5,862,068	-13.36
GUATEMALA	44	2,095	4,661.36	174	29,948	17,111.49
HONDURAS	4,373	0	-100.00	72,739	0	-100.00
PANAMA	104,408	91,120	-12.73	1,486,005	2,666,917	79.47
CHILE	41,878	23,131	-44.77	174,983	580,630	231.82
VENEZUELA	1,743	5,200	198.34	16,429	42,310	157.53
ARGENTINA	56,734	255,067	349.58	505,376	1,752,076	246.69
BRAZIL	146,582	429,706	193.15	2,913,468	8,196,623	181.34
COLOMBIA	14,752	23,673	60.47	398,109	864,500	117.15
URUGUAY	32	445	1,290.63	5,068	21,992	333.94
PARAGUAY	0	4,776	-	0	118,212	-
ECUADOR	12,333	20	-99.84	216,833	298	-99.86
PERU	977	5,916	505.53	135,729	371,176	173.47
PUERTO RICO	4,186	0	-100.00	304,549	0	-100.00
EL SALVADOR	0	36	-	0	4,688	-
COSTA RICA	4	1,970	49,150.00	724	7,204	895.03
FRENCH POLYNESIA	2,276	0	-100.00	8,399	0	-100.00
UNITED KINGDOM	428,975	220,557	-48.59	9,391,735	7,507,977	-20.06
NETHERLANDS	408,087	351,214	-13.94	18,392,850	10,569,760	-42.53
FRANCE	391,527	573,438	46.46	8,464,343	12,805,932	51.29
GERMANY, FED. REP. OF	735,217	1,205,625	63.98	13,006,963	34,226,561	163.14
AUSTRIA	112,546	115,739	2.84	1,841,860	2,139,650	16.17
BELGIUM	595,700	1,120,307	88.07	6,813,821	22,812,940	234.80
SWITZERLAND	1,727	15,857	818.18	85,012	390,377	359.20
DENMARK	21,370	2,665	-87.53	996,366	55,563	-94.42
NORWAY	13	3,960	30,361.54	96	7,008	7,200.00
SWEDEN	206,432	121,147	-41.31	3,282,207	2,064,104	-37.11
FINLAND	5,814	53,036	812.21	35,008	320,474	815.43
IRELAND	48	48	0.00	1,026	636	-38.01
ITALY	375,081	283,834	-24.33	9,159,458	7,146,854	-21.97
SPAIN	237,906	217,835	-8.44	5,326,107	5,909,821	10.96
PORTUGAL	76,847	47,391	-38.33	1,472,583	918,437	-37.63
GREECE	42,115	38,080	-9.58	622,541	976,470	56.85
DEMOCRATIC REPUBLIC OF THE	12,532	12,325	-1.65	36,240	36,500	0.72
HUNGARY	185,417	107,252	-42.16	2,599,441	3,954,689	52.14
POLAND	246,835	274,671	11.28	9,326,271	10,837,015	16.20
ROMANIA	26,143	24,992	-4.40	237,751	357,349	50.30
BULGARIA	32,815	0	-100.00	182,525	0	-100.00
KAZAKHSTAN	20,684	12,573	-39.21	401,632	286,353	-28.70
UKRAINE	901	1,994	121.31	18,898	136,203	620.73
UZBEKISTAN	0	9	-	0	28	-
LATVIA	8,775	24,840	183.08	105,417	282,993	168.45
SLOVAKIA	206,324	138,663	-32.79	5,754,424	3,146,998	-45.31
SLOVENIA	0	216	-	0	1,660	-
CZECH REPUBLIC	354,395	110,174	-68.91	8,658,686	2,450,263	-71.70
RUSSIA FEDERATION	6,452	89,569	1,288.24	235,367	3,120,279	1,225.71
-FOTOGRAFI DAN OPTIK	481,817	628,122	30.37	29,786,604	26,772,666	-10.12
JAPAN	18,797	31,185	65.90	2,739,351	4,520,121	65.01
HONG KONG	28,569	12,305	-56.93	428,066	1,056,922	146.91
KOREA, REPUBLIC OF	3,191	1,785	-44.06	58,173	71,078	22.18
TAIWAN	0	42	-	0	15,663	-
CHINA	9,488	2,493	-73.72	565,715	168,863	-70.15
PAPUA NEW GUINEA	0	6	-	0	82	-
THAILAND	10,008	21,476	114.59	207,050	615,453	197.25
SINGAPORE	162,894	81,893	-49.73	18,429,674	14,447,444	-21.61
PHILIPPINES	96	3,081	3,109.38	3,293	36,520	1,009.02
MALAYSIA	7,647	4,828	-36.86	350,934	280,138	-20.17
BRUNEI DARUSSALAM	91	0	-100.00	336	0	-100.00
VIET NAM	3,418	957	-72.00	43,830	28,596	-34.76
MALDIVES	0	140	-	0	1,058	-
INDIA	18,270	347,034	1,799.47	357,855	1,560,041	335.94
PAKISTAN	234	120	-48.72	8,484	13,422	58.20
BANGLADESH	0	11	-	0	1,134	-
IRAN (ISLAMIC REPUBLIC OF)	1	0	-100.00	30	0	-100.00
SAUDI ARABIA	465	0	-100.00	1,695	0	-100.00
ISRAEL	117	50	-57.26	13,017	740	-94.32
KUWAIT	2	0	-100.00	100	0	-100.00
LEBANON	0	42	-	0	11,162	-
YEMEN	0	5	-	0	300	-
SYRIA ARAB REPUBLIC	1,144	0	-100.00	4,970	0	-100.00

TABEL 5. PERKEMBANGAN EKSPOR INDONESIA MENURUT KOMODITI DAN NEGARA TUJUAN

JENIS BARANG	BERAT BERSIH (KG)		PERUB %	NILAI FOB (US \$)		PERUB %
	JAN-FEB 2009	JAN-FEB 2010		JAN-FEB 2009	JAN-FEB 2010	
	(1)	(2)	(3)	(4)	(5)	(6)
TURKEY	744	0	-100.00	36,714	0	-100.00
UNITED ARAB EMIRATES	2,149	0	-100.00	60,888	0	-100.00
MOROCCO	67	199	197.01	1,263	7,758	514.25
ALGERIA	24	0	-100.00	437	0	-100.00
KENYA	0	40	-	0	1,282	-
GHANA	0	12	-	0	208	-
NIGERIA	87	0	-100.00	1,313	0	-100.00
SWAZILAND	20	0	-100.00	4,984	0	-100.00
SOUTH AFRICA	476	960	101.68	56,660	40,570	-28.40
MAURITIUS	207	0	-100.00	3,226	0	-100.00
AUSTRALIA	301	19,532	6,389.04	12,209	342,271	2,703.43
NEW ZEALAND	0	113	-	0	3,892	-
SOLOMON ISLANDS	0	224	-	0	504	-
EAST TIMOR	218	9,226	4,132.11	1,821	3,682	102.20
UNITED STATES	150,284	22,700	-84.90	3,887,104	530,073	-86.36
CHILE	1	12,841	1,284,000.00	21	147,148	700,604.76
ARGENTINA	439	0	-100.00	12,105	0	-100.00
BRAZIL	1,872	1,570	-16.13	17,607	49,855	183.15
COLOMBIA	2,362	270	-88.57	46,062	1,425	-96.91
ECUADOR	0	1,131	-	0	84,968	-
PERU	0	12,463	-	0	173,892	-
DOMINICAN REPUBLIC	73	30	-58.90	5,876	2,469	-57.98
COSTA RICA	0	1,208	-	0	32,364	-
ANTIGUA AND BARBUDA	840	0	-100.00	1,069	0	-100.00
UNITED KINGDOM	28,997	5,962	-79.44	426,129	132,179	-68.98
NETHERLANDS	969	900	-7.12	30,406	22,765	-25.13
FRANCE	144	1,602	1,012.50	6,063	8,431	39.06
GERMANY, FED. REP. OF	17,418	17,287	-0.75	992,515	1,117,393	12.58
AUSTRIA	2,515	0	-100.00	6,150	0	-100.00
SWITZERLAND	10	1	-90.00	2,472	5	-99.80
DENMARK	1,000	0	-100.00	170,730	0	-100.00
NORWAY	3,372	2,367	-29.80	714,542	529,409	-25.91
FINLAND	36	0	-100.00	10,718	0	-100.00
ITALY	2,134	7,043	230.04	32,811	106,604	224.90
SPAIN	298	0	-100.00	25,913	0	-100.00
POLAND	0	2,273	-	0	529,429	-
BULGARIA	0	228	-	0	11,139	-
SLOVAKIA	164	0	-100.00	3,776	0	-100.00
SLOVENIA	117	0	-100.00	1,675	0	-100.00
CZECH REPUBLIC	47	0	-100.00	772	0	-100.00
RUSSIA FEDERATION	0	487	-	0	64,214	-
-ALAT UKUR	140,718	69,179	-50.84	3,838,943	1,585,742	-58.69
JAPAN	34	90	164.71	1,977	3,586	81.39
HONG KONG	0	313	-	0	11,414	-
CHINA	1,800	0	-100.00	1,723	0	-100.00
THAILAND	202	4,935	2,343.07	128,636	217,212	68.86
SINGAPORE	113,901	35,155	-69.14	2,419,733	477,813	-80.25
PHILIPPINES	0	13	-	0	30,301	-
MALAYSIA	6,056	530	-91.25	73,464	255,433	247.70
BRUNEI DARUSSALAM	6,465	0	-100.00	74,285	0	-100.00
VIET NAM	0	320	-	0	50,493	-
INDIA	0	235	-	0	82,541	-
SRI LANKA	0	1	-	0	37	-
TUNISIA	0	2	-	0	286	-
TOGO	0	11	-	0	21	-
CONGO	1,800	0	-100.00	346,876	0	-100.00
AUSTRALIA	278	10,379	3,633.45	1,867	45,288	2,325.71
EAST TIMOR	0	63	-	0	133	-
UNITED STATES	1,909	4,304	125.46	62,312	133,175	113.72
UNITED KINGDOM	57	12	-78.95	56,562	9,998	-82.32
NETHERLANDS	95	0	-100.00	3,000	0	-100.00
FRANCE	1,507	3,913	159.65	89,508	135,558	51.45
GERMANY, FED. REP. OF	2,312	1,713	-25.91	70,819	72,380	2.20
BELGIUM	2,890	7,105	145.85	24,960	47,140	88.86
SWITZERLAND	172	0	-100.00	33,313	0	-100.00
DENMARK	0	5	-	0	1,484	-
ITALY	1,240	80	-93.55	449,908	11,449	-97.46
-LONCENG, ARLOJI DAN BAGIAI	1,168,415	893,271	-23.55	19,703,153	17,917,177	-9.06
JAPAN	29,326	16,193	-44.78	825,273	460,173	-44.24
HONG KONG	72,236	4,763	-93.41	929,626	139,221	-85.02
KOREA, REPUBLIC OF	2,792	14,736	427.79	49,358	131,548	166.52
TAIWAN	91,516	102,815	12.35	387,732	711,085	83.40
CHINA	17,709	4,276	-75.85	270,832	91,795	-66.11
MACAU	4,893	2,510	-48.70	95,235	31,293	-67.14
PAPUA NEW GUINEA	1,958	5,043	157.56	7,250	7,925	9.31
THAILAND	16,155	69,423	329.73	390,946	1,786,671	357.01

TABEL 5. PERKEMBANGAN EKSPOR INDONESIA MENURUT KOMODITI DAN NEGARA TUJUAN

JENIS BARANG	BERAT BERSIH (KG)		PERUB	NILAI FOB (US \$)		PERUB
	JAN-FEB 2009	JAN-FEB 2010	%	JAN-FEB 2009	JAN-FEB 2010	%
	(1)	(2)	(3)	(4)	(5)	(6)
SINGAPORE	185,012	75,723	-59.07	2,039,297	3,653,840	79.17
PHILIPPINES	76,682	136,841	78.45	2,023,896	1,554,536	-23.19
MALAYSIA	28,795	23,831	-17.24	725,164	1,184,121	63.29
BRUNEI DARUSSALAM	65,345	183	-99.72	71,180	64,687	-9.12
NEPAL	102	799	683.33	640	9,476	1,380.63
VIET NAM	53,916	71,105	31.88	542,341	760,232	40.18
MALDIVES	0	7,563	-	0	86,260	-
INDIA	153,711	13,962	-90.92	1,225,883	128,655	-89.51
PAKISTAN	295	957	224.41	4,587	15,627	240.68
SRI LANKA	5,563	107	-98.08	19,921	1,684	-91.55
IRAN (ISLAMIC REPUBLIC OF)	0	10,089	-	0	633,131	-
SAUDI ARABIA	110	762	592.73	2,190	11,242	413.33
ISRAEL	2	0	-100.00	14	0	-100.00
KUWAIT	0	482	-	0	11,560	-
JORDAN	3,600	0	-100.00	119,060	0	-100.00
LEBANON	2,174	0	-100.00	42,208	0	-100.00
OMAN	0	24	-	0	17,500	-
TURKEY	202	0	-100.00	3,888	0	-100.00
UNITED ARAB EMIRATES	696	2,817	304.74	10,768	44,250	310.94
QATAR	3	0	-100.00	3,826	0	-100.00
BAHRAIN	12,096	0	-100.00	188,160	0	-100.00
MOROCCO	18,894	21,891	15.86	235,705	231,011	-1.99
TUNISIA	0	264	-	0	6,980	-
TANZANIA, UNITED REPUBLIC OF	0	1,020	-	0	13,645	-
KENYA	0	209	-	0	4,612	-
REUNION	0	110	-	0	100	-
MOZAMBIQUE	2,813	28,245	904.09	34,877	255,898	633.72
CAMEROON	19,530	0	-100.00	242,145	0	-100.00
NIGERIA	400	0	-100.00	3,400	0	-100.00
GABON	0	869	-	0	8,460	-
COTE D'IVOIRE	5,644	13,473	138.71	94,423	133,612	41.50
SENEGAL	19,163	126	-99.34	156,679	1,258	-99.20
BENIN	10	0	-100.00	169	0	-100.00
UGANDA	0	26	-	0	1,733	-
SOUTH AFRICA	17,480	35,970	105.78	190,278	323,889	70.22
AUSTRALIA	23,562	24,068	2.15	491,856	424,491	-13.70
NEW ZEALAND	628	1,255	99.84	15,112	26,858	77.73
FIJI	3,189	0	-100.00	24,508	0	-100.00
SAMOA	0	2,609	-	0	27,100	-
EAST TIMOR	2,275	531	-76.66	11,198	1,023	-90.86
UNITED STATES	100,835	85,756	-14.95	2,982,239	1,980,875	-33.58
CANADA	856	1,658	93.69	34,334	34,763	1.25
MEXICO	163	0	-100.00	21	0	-100.00
CHILE	6,603	0	-100.00	90,512	0	-100.00
ARGENTINA	324	2,444	654.32	3,378	25,856	665.42
BRAZIL	1,678	3,152	87.84	187,205	83,214	-55.55
URUGUAY	0	28,000	-	0	399,322	-
UNITED KINGDOM	44,856	12,983	-71.06	2,189,139	263,185	-87.98
NETHERLANDS	1,036	3,182	207.14	4,969	74,019	1,389.62
FRANCE	43,200	29,955	-30.66	1,524,267	929,994	-38.99
GERMANY, FED. REP. OF	18,427	18,027	-2.17	390,117	302,013	-22.58
AUSTRIA	348	0	-100.00	5,979	0	-100.00
BELGIUM	195	0	-100.00	16,968	0	-100.00
SWITZERLAND	25	0	-100.00	100	0	-100.00
SWEDEN	0	40	-	0	5,000	-
FINLAND	0	92	-	0	1,601	-
IRELAND	1,398	1,174	-16.02	431,486	741,041	71.74
ITALY	28	0	-100.00	552	0	-100.00
SPAIN	375	636	69.60	6,483	11,766	81.49
PORTUGAL	8,691	7,033	-19.08	314,018	31,833	-89.86
GREECE	68	0	-100.00	500	0	-100.00
HUNGARY	582	2,906	399.31	32,385	25,885	-20.07
POLAND	10	0	-100.00	2,000	0	-100.00
ROMANIA	235	257	9.36	6,747	4,748	-29.63
LATVIA	4	0	-100.00	128	0	-100.00
CROATIA	0	6	-	0	114	-
RUSSIA FEDERATION	1	300	29,900.00	1	4,766	476,500.00
-COKLAT OLAHAN	16,928,541	15,890,774	-6.13	55,159,110	59,737,278	8.30
JAPAN	119,249	260,642	118.57	399,480	1,326,250	231.99
HONG KONG	41,858	11,166	-73.32	120,090	60,590	-49.55
KOREA, REPUBLIC OF	47,568	197,372	314.93	103,567	516,168	398.39
TAIWAN	39,150	48,308	23.39	90,322	109,610	21.35
CHINA	363,991	680,805	87.04	470,206	1,701,356	261.83
THAILAND	520,592	609,455	17.07	1,144,788	1,615,536	41.12
SINGAPORE	139,317	256,899	84.40	233,149	668,081	186.55
PHILIPPINES	1,709,351	2,022,387	18.31	2,074,044	4,186,179	101.84
MALAYSIA	593,887	885,346	49.08	724,585	2,426,290	234.85

TABEL 5. PERKEMBANGAN EKSPOR INDONESIA MENURUT KOMODITI DAN NEGARA TUJUAN

JENIS BARANG	BERAT BERSIH (KG)		PERUB	NILAI FOB (US \$)		PERUB
	JAN-FEB 2009	JAN-FEB 2010	%	JAN-FEB 2009	JAN-FEB 2010	%
	(1)	(2)	(3)	(4)	(5)	(6)
CAMBODIA	0	2,648	-	0	9,147	-
BRUNEI DARUSSALAM	28,417	16,002	-43.69	48,400	47,486	-1.89
VIET NAM	20,574	43,136	109.66	31,113	66,551	113.90
MALDIVES	13,482	51,241	280.07	30,493	104,706	243.38
INDIA	123,970	336,793	171.67	213,201	934,240	338.20
PAKISTAN	110,821	87,400	-21.13	125,040	233,060	86.39
BANGLADESH	15,224	16,812	10.43	49,123	52,425	6.72
SRI LANKA	0	37,000	-	0	82,900	-
IRAN (ISLAMIC REPUBLIC OF)	17,000	0	-100.00	16,915	0	-100.00
SAUDI ARABIA	13,496	74,372	451.07	40,394	189,905	370.13
ISRAEL	10,592	0	-100.00	30,400	0	-100.00
KUWAIT	46,241	47,287	2.26	110,901	116,757	5.28
JORDAN	0	20	-	0	92	-
LEBANON	985	0	-100.00	2,857	0	-100.00
YEMEN	79,741	72,689	-8.84	129,259	140,319	8.56
OMAN	2,944	3,775	28.23	9,750	11,514	18.09
SYRIA ARAB REPUBLIC	0	25,000	-	0	72,569	-
TURKEY	100,000	25,000	-75.00	110,000	61,919	-43.71
UNITED ARAB EMIRATES	563,223	782,861	39.00	2,611,641	3,899,418	49.31
BAHRAIN	40,104	64,759	61.48	117,346	164,431	40.12
EGYPT	80,600	48,000	-40.45	433,735	307,200	-29.17
TUNISIA	0	32,000	-	0	56,640	-
ALGERIA	39,668	0	-100.00	53,833	0	-100.00
KENYA	65,000	21,258	-67.30	280,500	126,934	-54.75
ANGOLA	12,136	0	-100.00	25,032	0	-100.00
CAMEROON	0	50,999	-	0	121,397	-
MAURITANIA	15,300	0	-100.00	32,640	0	-100.00
MALI	13,812	0	-100.00	27,215	0	-100.00
BENIN	0	14,580	-	0	35,235	-
SOUTH AFRICA	392,000	272,066	-30.60	1,174,800	557,044	-52.58
MAURITIUS	57,660	81,915	42.07	131,350	183,998	40.08
AUSTRALIA	880,714	917,727	4.20	4,217,300	4,479,958	6.23
NEW ZEALAND	108,398	188,000	73.43	378,800	919,200	142.66
NEW CALEDONIA	0	66	-	0	38	-
SOLOMON ISLANDS	1,851	3,496	88.87	3,620	7,595	109.81
TONGA	16,690	0	-100.00	15,406	0	-100.00
EAST TIMOR	25,397	12,565	-50.53	43,775	23,124	-47.18
UNITED STATES	2,440,124	2,820,050	15.57	14,284,442	16,007,241	12.06
MEXICO	25,000	9,426	-62.30	30,750	37,999	23.57
CHILE	0	105,999	-	0	143,369	-
ARGENTINA	42,000	26,059	-37.95	52,500	76,150	45.05
BRAZIL	735,861	84,999	-88.45	627,239	79,472	-87.33
URUGUAY	45,000	413,000	817.78	55,688	1,185,150	2,028.20
UNITED KINGDOM	200,200	121,000	-39.56	243,140	755,700	210.81
NETHERLANDS	1,462,822	580,026	-60.35	7,424,855	3,421,011	-53.92
FRANCE	2,271,200	700,000	-69.18	12,353,437	3,983,245	-67.76
GERMANY, FED. REP. OF	375,005	607,500	62.00	1,011,441	3,134,881	209.94
BELGIUM	93	203,025	218,206.45	6,150	551,321	8,864.57
SWITZERLAND	325	3,550	992.31	25,129	145,795	480.19
FINLAND	0	105	-	0	1,604	-
ITALY	40,299	40,000	-0.74	303,294	184,713	-39.10
SPAIN	2,060,020	652,583	-68.32	1,445,125	1,681,208	16.34
HUNGARY	33,600	51,000	51.79	26,010	96,188	269.81
POLAND	0	51,000	-	0	78,030	-
BULGARIA	0	34,000	-	0	23,800	-
ARMENIA	0	2,206	-	0	6,350	-
UKRAINE	16,600	277,999	1,574.69	15,770	452,215	2,767.56
UZBEKISTAN	0	25,000	-	0	24,000	-
ESTONIA	421,389	125,000	-70.34	466,830	360,000	-22.88
GEORGIA	0	17,000	-	0	37,015	-
CROATIA	0	17,000	-	0	25,500	-
SLOVAKIA	0	25,000	-	0	52,500	-
RUSSIA FEDERATION	288,000	596,400	107.08	932,240	1,576,959	69.16
-GULA TETES	19,174,885	56,829,439	196.37	1,790,023	8,068,163	350.73
HONG KONG	0	99	-	0	297	-
KOREA, REPUBLIC OF	7,703,581	29,968,650	289.02	731,840	4,154,620	467.70
TAIWAN	11,400,000	6,500,000	-42.98	1,014,600	968,500	-4.54
SINGAPORE	40,230	2,880	-92.84	6,855	1,935	-71.77
MALAYSIA	25,561	0	-100.00	5,900	0	-100.00
VIET NAM	0	20,044,740	-	0	2,861,740	-
KENYA	4,488	9,177	104.48	29,298	36,258	23.76
AUSTRALIA	0	303,893	-	0	44,813	-
VANUATU	1,025	0	-100.00	1,530	0	-100.00
-KERUPUK UDANG	1,175,345	1,177,427	0.18	1,975,760	2,062,475	4.39
JAPAN	16,808	13,900	-17.30	41,818	22,855	-45.35
HONG KONG	17,760	13,839	-22.08	33,540	25,254	-24.70

TABEL 5. PERKEMBANGAN EKSPOR INDONESIA MENURUT KOMODITI DAN NEGARA TUJUAN

JENIS BARANG	BERAT BERSIH (KG)		PERUB %	NILAI FOB (US \$)		PERUB %
	JAN-FEB 2009	JAN-FEB 2010		JAN-FEB 2009	JAN-FEB 2010	
	(1)	(2)	(3)	(4)	(5)	(6)
KOREA, REPUBLIC OF	117,587	144,827	23.17	174,354	225,667	29.43
TAIWAN	6,861	5,215	-23.99	6,849	5,751	-16.03
SINGAPORE	404	39,747	9,738.37	1,545	53,337	3,352.23
MALAYSIA	11,980	102,793	758.04	7,822	141,179	1,704.90
VIET NAM	0	364	-	0	738	-
SAUDI ARABIA	47,002	34,799	-25.96	46,592	39,053	-16.18
UNITED ARAB EMIRATES	318	20,497	6,345.60	489	25,526	5,120.04
SOUTH AFRICA	0	16	-	0	59	-
AUSTRALIA	25,765	7,815	-69.67	44,872	18,352	-59.10
NEW ZEALAND	0	239	-	0	480	-
EAST TIMOR	0	34	-	0	40	-
UNITED STATES	76,825	53,861	-29.89	174,020	160,635	-7.69
CANADA	6,146	6,764	10.06	9,192	11,515	25.27
UNITED KINGDOM	105,835	118,465	11.93	138,137	205,540	48.79
NETHERLANDS	666,161	538,251	-19.20	1,144,136	984,571	-13.95
FRANCE	75,893	43,694	-42.43	152,394	84,221	-44.73
GERMANY, FED. REP. OF	0	3,200	-	0	8,261	-
NORWAY	0	16,507	-	0	28,711	-
SPAIN	0	12,600	-	0	20,730	-
-BUAH/SAYURAN OLAHAN	64,422,501	58,128,522	-9.77	44,455,632	39,276,621	-11.65
JAPAN	2,566,654	2,311,623	-9.94	2,330,859	2,333,917	0.13
HONG KONG	100,416	88,616	-11.75	119,136	119,624	0.41
KOREA, DEMOCRATIC PEOPLE'S	0	4,543	-	0	14,851	-
KOREA, REPUBLIC OF	1,730,879	493,749	-71.47	865,964	461,584	-46.70
TAIWAN	628,682	309,727	-50.73	413,070	450,041	8.95
CHINA	5,471,095	3,208,158	-41.36	635,881	571,307	-10.16
THAILAND	1,145	11,188	877.12	4,788	37,679	686.95
SINGAPORE	8,452,516	697,085	-91.75	8,776,706	616,516	-92.98
PHILIPPINES	2,205,665	6,034,093	173.57	672,874	1,783,078	164.99
MALAYSIA	13,635,387	11,514,648	-15.55	2,288,787	1,672,485	-26.93
BRUNEI DARUSSALAM	16,202	21,881	35.05	16,095	58,631	264.28
VIET NAM	0	1,920,553	-	0	2,015,542	-
MALDIVES	5,798	3,832	-33.91	10,018	7,259	-27.54
INDIA	4,842,374	8,965,346	85.14	3,833,592	8,208,587	114.12
PAKISTAN	265,897	279,210	5.01	276,883	197,951	-28.51
BANGLADESH	0	1,469,158	-	0	801,480	-
SRI LANKA	0	78,000	-	0	70,330	-
IRAN (ISLAMIC REPUBLIC OF)	0	195,000	-	0	230,718	-
SAUDI ARABIA	278,194	100,043	-64.04	352,423	116,416	-66.97
ISRAEL	308,988	507,003	64.09	308,371	559,826	81.54
KUWAIT	88,330	28,607	-67.61	96,295	38,539	-59.98
JORDAN	70,387	57,283	-18.62	188,041	149,061	-20.73
LEBANON	119,870	26,000	-78.31	371,715	5,000	-98.65
YEMEN	28,840	0	-100.00	31,076	0	-100.00
OMAN	0	416	-	0	1,269	-
SYRIA ARAB REPUBLIC	97,759	139,271	42.46	386,024	311,165	-19.39
TURKEY	256,999	104,075	-59.50	260,835	97,565	-62.60
UNITED ARAB EMIRATES	741,274	358,709	-51.61	640,154	348,292	-45.59
QATAR	26,004	24,325	-6.46	23,144	37,013	59.92
BAHRAIN	62,671	70,754	12.90	62,777	84,001	33.81
CYPRUS	25,000	0	-100.00	15,000	0	-100.00
EGYPT	137,639	321,610	133.66	115,372	280,722	143.32
LIBYAN ARAB JAMAHIRIYA	94,703	0	-100.00	102,077	0	-100.00
MOROCCO	218,500	0	-100.00	186,940	0	-100.00
TUNISIA	0	56,686	-	0	200,533	-
GUINEA	0	9,840	-	0	41,000	-
ANGOLA	38,500	0	-100.00	32,070	0	-100.00
NIGERIA	24,000	0	-100.00	55,200	0	-100.00
SOUTH AFRICA	353,274	12,694	-96.41	299,233	11,914	-96.02
MAURITIUS	26,000	13,000	-50.00	11,730	2,500	-78.69
AUSTRALIA	396,337	807,523	103.75	377,236	1,160,946	207.75
NEW ZEALAND	76,721	76,249	-0.62	82,003	73,964	-9.80
VANUATU	0	252	-	0	142	-
AMERICAN SAMOA	0	6,750	-	0	3,352	-
FIJI	0	461	-	0	842	-
EAST TIMOR	18,950	21,723	14.63	9,532	17,388	82.42
UNITED STATES	9,697,252	6,038,934	-37.73	10,211,271	6,599,034	-35.37
CANADA	64,525	99,633	54.41	116,132	167,342	44.10
MEXICO	152,580	126,720	-16.95	70,192	82,800	17.96
PANAMA	0	14,414	-	0	14,820	-
SURINAME	991	34	-96.57	1,077	105	-90.25
CHILE	203,839	413,698	102.95	148,142	291,605	96.84
ARGENTINA	542,806	1,243,139	129.02	436,618	979,102	124.25
BRAZIL	130,999	253,747	93.70	105,975	226,150	113.40
URUGUAY	91,100	78,000	-14.38	68,590	71,900	4.83
PARAGUAY	25,000	50,000	100.00	23,250	55,700	139.57
PERU	68,539	104,000	51.74	45,075	90,090	99.87

TABEL 5. PERKEMBANGAN EKSPOR INDONESIA MENURUT KOMODITI DAN NEGARA TUJUAN

JENIS BARANG	BERAT BERSIH (KG)		PERUB	NILAI FOB (US \$)		PERUB
	JAN-FEB 2009	JAN-FEB 2010	%	JAN-FEB 2009	JAN-FEB 2010	%
	(1)	(2)	(3)	(4)	(5)	(6)
PUERTO RICO	80,061	30,566	-61.82	84,945	34,500	-59.39
DOMINICAN REPUBLIC	0	12,500	-	0	10,500	-
COSTA RICA	0	13,000	-	0	11,700	-
MARTINIQUE	19,699	19,099	-3.05	31,832	24,751	-22.24
UNITED KINGDOM	535,937	257,202	-52.01	667,103	197,733	-70.36
NETHERLANDS	1,585,766	1,833,722	15.64	1,551,970	720,214	-53.59
FRANCE	594,624	549,000	-7.67	451,950	572,332	26.64
GERMANY, FED. REP. OF	2,092,522	2,042,393	-2.40	1,596,056	1,635,579	2.48
AUSTRIA	145,060	283,534	95.46	117,105	246,089	110.14
BELGIUM	347,842	106,490	-69.39	407,240	112,485	-72.38
SWITZERLAND	32,420	169,495	422.81	62,482	367,836	488.71
DENMARK	120,708	24,880	-79.39	131,362	67,718	-48.45
NORWAY	156,191	221,729	41.96	212,513	224,433	5.61
SWEDEN	72,333	84,962	17.46	61,375	63,551	3.55
FINLAND	294,055	456,322	55.18	310,491	412,302	32.79
ITALY	584,437	566,281	-3.11	482,199	529,469	9.80
SPAIN	2,374,470	1,564,256	-34.12	2,082,856	1,377,284	-33.88
PORTUGAL	12,750	37,750	196.08	15,045	35,770	137.75
GREECE	170,360	142,590	-16.30	144,207	111,778	-22.49
HUNGARY	61,000	12,218	-79.97	54,520	14,750	-72.95
POLAND	124,999	328,247	162.60	100,250	302,923	202.17
ROMANIA	70,512	0	-100.00	50,302	0	-100.00
BULGARIA	50,000	25,000	-50.00	45,655	22,500	-50.72
ALBANIA	12,500	13,000	4.00	11,563	2,500	-78.38
UKRAINE	142,499	51,998	-63.51	106,173	46,870	-55.86
LITHUANIA	20,000	0	-100.00	12,000	0	-100.00
LATVIA	52,000	50,000	-3.85	10,000	44,952	349.52
GEORGIA	0	52,000	-	0	47,970	-
CROATIA	0	45,866	-	0	38,660	-
SLOVENIA	0	17,819	-	0	12,240	-
CZECH REPUBLIC	24,475	0	-100.00	24,965	0	-100.00
RUSSIA FEDERATION	256,000	344,600	34.61	151,250	215,554	42.52
-MINUMAN OLAHAN	14,607,566	17,554,128	20.17	8,704,362	9,679,926	11.21
JAPAN	2,383,569	2,756,846	15.66	1,298,960	1,703,630	31.15
HONG KONG	921,128	1,120,773	21.67	943,004	679,896	-27.90
KOREA, REPUBLIC OF	13,298	6,948	-47.75	31,588	19,198	-39.22
TAIWAN	223,778	461,303	106.14	199,516	370,652	85.78
CHINA	6,009	42,381	605.29	27,898	49,372	76.97
MACAU	0	21,218	-	0	15,686	-
PAPUA NEW GUINEA	142,747	165,643	16.04	61,553	34,059	-44.67
THAILAND	134,874	166,697	23.59	97,108	142,670	46.92
SINGAPORE	3,368,709	3,230,033	-4.12	1,609,434	1,407,883	-12.52
PHILIPPINES	745,526	1,624,719	117.93	462,229	1,279,656	176.84
MALAYSIA	719,845	754,830	4.86	661,353	583,550	-11.76
CAMBODIA	42,436	21,218	-50.00	31,209	14,954	-52.08
BRUNEI DARUSSALAM	246,398	147,347	-40.20	188,197	149,469	-20.58
VIET NAM	640,346	1,351,500	111.06	667,790	544,093	-18.52
MALDIVES	43,566	7,143	-83.60	36,942	13,002	-64.80
INDIA	17,038	0	-100.00	9,936	0	-100.00
PAKISTAN	23,821	0	-100.00	7,807	0	-100.00
SAUDI ARABIA	1,718	18,276	963.80	4,267	11,963	180.36
KUWAIT	0	1	-	0	2	-
JORDAN	0	10,595	-	0	28,541	-
UNITED ARAB EMIRATES	1,758,906	215,798	-87.73	1,332,276	626,833	-52.95
QATAR	0	18,540	-	0	8,520	-
EGYPT	12,855	16,837	30.98	7,110	10,580	48.80
KENYA	14,243	0	-100.00	4,550	0	-100.00
TOGO	0	4	-	0	12	-
NIGERIA	0	26	-	0	66	-
COTE D'IVOIRE	0	18	-	0	21	-
SENEGAL	0	62	-	0	54	-
BENIN	17,675	65	-99.63	14,145	183	-98.71
GAMBIA	808	0	-100.00	1,802	0	-100.00
NIGER	0	65,259	-	0	17,508	-
SOUTH AFRICA	0	4,782	-	0	2,745	-
MAURITIUS	21,536	0	-100.00	20,969	0	-100.00
AUSTRALIA	261,854	82,180	-68.62	77,916	71,778	-7.88
NEW ZEALAND	0	2,974	-	0	5,952	-
GUAM	0	14,500	-	0	2,160	-
NEW CALEDONIA	0	1,232	-	0	704	-
NORTHERN MARIANA ISLANDS	0	76	-	0	274	-
VANUATU	247	28,232	11,329.96	370	7,875	2,028.38
AMERICAN SAMOA	33,527	61,131	82.33	20,054	38,690	92.93
FIJI	6,282	0	-100.00	2,814	0	-100.00
KIRIBATI	0	778	-	0	1,200	-
MARSHALL ISLANDS	0	17,698	-	0	2,448	-
SAMOA	0	1,973	-	0	2,625	-

TABEL 5. PERKEMBANGAN EKSPOR INDONESIA MENURUT KOMODITI DAN NEGARA TUJUAN

JENIS BARANG	BERAT BERSIH (KG)		PERUB %	NILAI FOB (US \$)		PERUB %
	JAN-FEB 2009	JAN-FEB 2010		JAN-FEB 2009	JAN-FEB 2010	
	(1)	(2)	(3)	(4)	(5)	(6)
SOLOMON ISLANDS	103,806	176,317	69.85	46,559	43,300	-7.00
EAST TIMOR	2,607,533	4,532,224	73.81	693,390	1,642,028	136.81
UNITED STATES	27,826	330,740	1,088.60	13,190	129,377	880.87
CANADA	506	0	-100.00	600	0	-100.00
NETHERLANDS	58,411	1,998	-96.58	120,239	7,384	-93.86
GERMANY, FED. REP. OF	10	0	-100.00	20	0	-100.00
IRELAND	10	148	1,380.00	10	119	1,090.00
PORTUGAL	0	73,065	-	0	9,214	-
MONTserrat	6,725	0	-100.00	9,557	0	-100.00
-ROKOK DAN TEMBAKAU OLAH.	11,901,170	15,713,720	32.04	75,284,800	104,040,820	38.20
JAPAN	20,907	13,033	-37.66	211,094	150,424	-28.74
HONG KONG	1,639	5,872	258.27	9,359	39,150	318.31
KOREA, REPUBLIC OF	2,038	1,571	-22.91	11,127	8,160	-26.66
TAIWAN	3,692	224	-93.93	28,600	3,506	-87.74
MACAU	46	165	258.70	604	2,505	314.74
THAILAND	1,150,423	498,483	-56.67	5,786,435	2,914,035	-49.64
SINGAPORE	1,264,864	1,026,559	-18.84	12,308,448	10,430,673	-15.26
PHILIPPINES	282,584	1,062,057	275.84	1,912,455	5,525,949	188.95
MALAYSIA	1,745,922	3,570,030	104.48	13,775,375	31,392,981	127.89
CAMBODIA	4,278,273	4,501,768	5.22	21,074,795	26,069,075	23.70
BRUNEI DARUSSALAM	3,845	4,130	7.41	29,804	35,075	17.69
VIET NAM	501,997	290,000	-42.23	5,089,697	3,493,081	-31.37
INDIA	4,114	2,205	-46.40	41,215	17,590	-57.32
SAUDI ARABIA	44,704	53,912	20.60	631,020	768,205	21.74
JORDAN	72,580	0	-100.00	306,312	0	-100.00
LEBANON	12,768	26,095	104.38	50,400	115,750	129.66
TURKEY	49,104	378,900	671.63	241,722	1,536,498	535.65
UNITED ARAB EMIRATES	37,972	136,469	259.39	215,443	684,548	217.74
QATAR	1,194	1,506	26.13	10,320	13,500	30.81
BAHRAIN	531	890	67.61	6,111	10,294	68.45
EGYPT	11,290	159,484	1,312.61	23,100	218,124	844.26
TUNISIA	0	22	-	0	7	-
KENYA	19,799	0	-100.00	117,426	0	-100.00
NIGERIA	39,600	19,800	-50.00	226,710	122,958	-45.76
SENEGAL	60,023	0	-100.00	93,036	0	-100.00
SOUTH AFRICA	265,914	295,959	11.30	1,348,724	1,113,036	-17.47
MAURITIUS	405	0	-100.00	5,400	0	-100.00
AUSTRALIA	289,704	116,510	-59.78	761,732	562,234	-26.19
NEW ZEALAND	0	19	-	0	71	-
EAST TIMOR	68,750	106,686	55.18	860,237	1,223,596	42.24
UNITED STATES	546,368	896,673	64.12	2,647,571	2,793,561	5.51
CANADA	54	143	164.81	1,226	2,550	107.99
HONDURAS	0	19,800	-	0	82,368	-
NICARAGUA	0	20,025	-	0	109,538	-
PANAMA	0	7,175	-	0	28,700	-
ARGENTINA	617	0	-100.00	6,008	0	-100.00
BRAZIL	102,506	110,761	8.05	593,717	674,307	13.57
BOLIVIA	5,178	0	-100.00	59,750	0	-100.00
PARAGUAY	50,627	214,215	323.12	730,094	1,071,214	46.72
TRINIDAD AND TOBAGO	0	9,599	-	0	55,404	-
PUERTO RICO	72,000	0	-100.00	184,763	0	-100.00
DOMINICAN REPUBLIC	102	28	-72.55	666	316	-52.55
UNITED KINGDOM	56,098	510	-99.09	314,896	2,939	-99.07
NETHERLANDS	85,379	649,110	660.27	707,297	3,756,060	431.04
FRANCE	0	163,336	-	0	782,618	-
GERMANY, FED. REP. OF	169,541	509,562	200.55	955,009	2,924,662	206.24
BELGIUM	366,611	284,947	-22.28	2,604,199	2,548,586	-2.14
SWITZERLAND	446	1,083	142.83	7,094	11,764	65.83
DENMARK	26,233	17,690	-32.57	413,041	482,330	16.78
ITALY	35,306	19,617	-44.44	81,508	24,854	-69.51
SPAIN	6,997	43,251	518.14	101,086	246,232	143.59
HUNGARY	0	330	-	0	5,324	-
POLAND	9,600	310	-96.77	57,888	4,891	-91.55
ROMANIA	39,599	0	-100.00	216,082	0	-100.00
UKRAINE	35,340	0	-100.00	117,217	0	-100.00
UZBEKISTAN	0	39,600	-	0	144,540	-
LITHUANIA	0	11,155	-	0	381,870	-
GEORGIA	0	153	-	0	7,652	-
CZECH REPUBLIC	1,287	830	-35.51	5,737	8,988	56.67
RUSSIA FEDERATION	56,599	421,468	644.66	303,250	1,438,527	374.37
-DAGING TERNAK	509,267	566,751	11.29	2,071,064	2,355,616	13.74
JAPAN	387	0	-100.00	17,374	0	-100.00
HONG KONG	60,102	31,186	-48.11	59,065	24,249	-58.95
KOREA, REPUBLIC OF	0	4,572	-	0	17,475	-
TAIWAN	0	187	-	0	38	-
CHINA	10,325	42,959	316.07	5,163	135,936	2,532.89

TABEL 5. PERKEMBANGAN EKSPOR INDONESIA MENURUT KOMODITI DAN NEGARA TUJUAN

JENIS BARANG	BERAT BERSIH (KG)		PERUB %	NILAI FOB (US \$)		PERUB %
	JAN-FEB 2009	JAN-FEB 2010		JAN-FEB 2009	JAN-FEB 2010	
	(1)	(2)	(3)	(4)	(5)	(6)
MALAYSIA	9,953	5,550	-44.24	9,460	4,578	-51.61
VIET NAM	0	18,964	-	0	16,119	-
UNITED ARAB EMIRATES	0	3	-	0	5	-
EAST TIMOR	0	670	-	0	139	-
CANADA	0	19,800	-	0	116,790	-
UNITED KINGDOM	2,521	0	-100.00	17,042	0	-100.00
NETHERLANDS	17,250	0	-100.00	70,225	0	-100.00
FRANCE	57,096	104,894	83.72	299,701	539,121	79.89
BELGIUM	345,967	337,966	-2.31	1,562,010	1,501,166	-3.90
SWITZERLAND	5,666	0	-100.00	31,024	0	-100.00
-DAGING UNGGAS	14	27,055	193,150.00	1,200	13,915	1,059.58
VIET NAM	0	27,000	-	0	13,500	-
UNITED ARAB EMIRATES	0	55	-	0	415	-
UNITED STATES	14	0	-100.00	1,200	0	-100.00
-IKAN OLAHAN	27,456,706	32,729,104	19.20	112,806,458	124,234,764	10.13
JAPAN	4,790,260	5,081,858	6.09	20,891,887	21,050,969	0.76
HONG KONG	175,494	228,233	30.05	1,576,060	2,265,135	43.72
KOREA, REPUBLIC OF	1,496,300	1,786,730	19.41	2,210,641	2,632,144	19.07
TAIWAN	350,765	932,162	165.75	531,390	1,160,415	118.37
CHINA	76,434	260,675	241.05	293,862	787,697	168.05
PAPUA NEW GUINEA	0	31,968	-	0	44,100	-
THAILAND	1,407,176	1,733,235	23.17	1,576,337	1,741,261	10.46
SINGAPORE	1,201,639	946,195	-21.26	2,238,225	2,134,920	-4.62
PHILIPPINES	35,428	35,120	-0.87	28,195	78,641	178.92
MALAYSIA	658,563	1,233,257	87.26	1,347,151	2,192,271	62.73
VIET NAM	62,486	543,974	770.55	71,798	1,107,065	1,441.92
MALDIVES	0	183	-	0	509	-
INDIA	0	5	-	0	12	-
SRI LANKA	614,394	889,690	44.81	580,587	903,089	55.55
IRAN (ISLAMIC REPUBLIC OF)	0	52,000	-	0	186,640	-
SAUDI ARABIA	476,505	630,722	32.36	1,999,556	2,149,989	7.52
ISRAEL	24,000	28,500	18.75	81,233	28,500	-64.92
KUWAIT	44,012	15,096	-65.70	109,330	54,545	-50.11
JORDAN	418,606	618,806	47.83	1,293,370	1,862,676	44.02
LEBANON	1,000	400	-60.00	3,000	3,250	8.33
YEMEN	166,055	0	-100.00	470,905	0	-100.00
SYRIA ARAB REPUBLIC	57,000	45,288	-20.55	139,770	127,500	-8.78
UNITED ARAB EMIRATES	25,929	27,282	5.22	217,405	53,584	-75.35
CYPRUS	0	1,547	-	0	3,800	-
EGYPT	0	75,166	-	0	184,414	-
LIBYAN ARAB JAMAHIRIYA	376,826	460,864	22.30	1,516,054	1,366,647	-9.85
MOROCCO	29,089	15,080	-48.16	59,101	32,860	-44.40
ALGERIA	26,000	0	-100.00	54,000	0	-100.00
NAMIBIA	0	89,249	-	0	93,375	-
TANZANIA, UNITED REPUBLIC OF	68,944	0	-100.00	80,920	0	-100.00
REUNION	15,510	5,979	-61.45	82,242	40,780	-50.41
EQUATORIAL GUINEA	62,000	0	-100.00	101,800	0	-100.00
TOGO	75,060	49,000	-34.72	186,120	92,332	-50.39
GHANA	470,359	607,339	29.12	638,200	1,014,823	59.01
LIBERIA	46,500	31,000	-33.33	58,000	47,600	-17.93
ANGOLA	125,970	260,344	106.67	109,600	303,793	177.18
CONGO	82,500	46,500	-43.64	180,160	75,000	-58.37
CAMEROON	175,500	107,499	-38.75	326,760	258,080	-21.02
NIGERIA	54,000	236,998	338.89	142,560	499,159	250.14
GABON	15,500	17,787	14.75	26,000	21,672	-16.65
COTE D'IVOIRE	30,898	155,000	401.65	49,948	241,800	384.10
MAURITANIA	0	17,500	-	0	42,000	-
MALI	0	35,000	-	0	84,000	-
BENIN	18,000	36,000	100.00	45,360	86,400	90.48
SOUTH AFRICA	148,296	353,460	138.35	507,000	441,924	-12.84
ZIMBABWE	0	46,499	-	0	79,740	-
COMOROS	18,000	0	-100.00	46,080	0	-100.00
MAURITIUS	16,162	18,639	15.33	33,918	43,189	27.33
AUSTRALIA	205,613	281,201	36.76	817,389	1,738,788	112.72
NEW ZEALAND	6,105	68,851	1,027.78	24,132	101,413	320.24
SAMOA	18,360	130,356	610.00	19,800	146,322	639.00
SOLOMON ISLANDS	0	15,444	-	0	25,200	-
EAST TIMOR	171,270	140,287	-18.09	232,807	252,872	8.62
UNITED STATES	8,654,857	9,026,473	4.29	53,079,841	55,159,231	3.92
CANADA	238,522	275,316	15.43	1,085,692	1,746,668	60.88
MEXICO	46,380	42,300	-8.80	53,751	117,764	119.09
BAHAMAS	0	16,626	-	0	29,621	-
PUERTO RICO	78,278	51,683	-33.98	552,697	488,957	-11.53
DOMINICAN REPUBLIC	0	16,088	-	0	54,115	-
MARTINIQUE	31,079	4,413	-85.80	106,099	11,300	-89.35
NETHERLANDS ANTILLES	22,880	0	-100.00	139,620	0	-100.00

TABEL 5. PERKEMBANGAN EKSPOR INDONESIA MENURUT KOMODITI DAN NEGARA TUJUAN

JENIS BARANG	BERAT BERSIH (KG)		PERUB %	NILAI FOB (US \$)		PERUB %
	JAN-FEB 2009	JAN-FEB 2010		JAN-FEB 2009	JAN-FEB 2010	
(1)	(2)	(3)	(4)	(5)	(6)	(7)
GUADELOUPE	0	12,341	-	0	19,884	-
UNITED KINGDOM	318,471	554,486	74.11	1,940,142	3,251,121	67.57
NETHERLANDS	1,091,410	638,131	-41.53	5,775,187	4,172,241	-27.76
FRANCE	245,543	182,383	-25.72	812,929	340,599	-58.10
GERMANY, FED. REP. OF	1,148,462	1,502,062	30.79	3,080,305	3,962,255	28.63
BELGIUM	675,615	638,868	-5.44	3,488,809	4,068,121	16.60
SWITZERLAND	0	18,048	-	0	44,800	-
DENMARK	0	15,563	-	0	85,502	-
SWEDEN	17,006	0	-100.00	141,141	0	-100.00
ITALY	102,328	83,402	-18.50	379,516	260,370	-31.39
SPAIN	13,763	10,120	-26.47	75,750	15,180	-79.96
PORTUGAL	0	5,633	-	0	8,441	-
GREECE	8,880	14,412	62.30	51,000	73,315	43.75
DEMOCRATIC REPUBLIC OF THE	248,430	491,579	97.87	388,160	960,652	147.49
ROMANIA	0	16,316	-	0	27,805	-
BULGARIA	43,905	57,494	30.95	160,010	130,567	-18.40
YUGOSLAVIA	0	10,000	-	0	15,000	-
ALBANIA	0	108,000	-	0	293,296	-
UKRAINE	0	77,927	-	0	103,445	-
CROATIA	47,952	15,096	-68.52	184,500	26,775	-85.49
SLOVENIA	41,368	0	-100.00	82,050	0	-100.00
CZECH REPUBLIC	13,871	13,871	0.00	87,250	82,650	-5.27
RUSSIA FEDERATION	29,198	406,505	1,292.24	143,356	802,194	459.58
-BERAS GILING	100,932	34,061	-66.25	69,149	39,098	-43.46
HONG KONG	166	0	-100.00	245	0	-100.00
TAIWAN	46,200	0	-100.00	33,264	0	-100.00
SINGAPORE	44,000	15,000	-65.91	31,874	13,650	-57.18
MALAYSIA	9,163	18,998	107.33	2,798	25,380	807.08
SAUDI ARABIA	1,278	0	-100.00	810	0	-100.00
GERMANY, FED. REP. OF	0	63	-	0	68	-
ITALY	125	0	-100.00	158	0	-100.00
-KOPI OLAHAN	18,000	6,000	-66.67	54,900	31,400	-42.81
JAPAN	0	6,000	-	0	31,400	-
SINGAPORE	18,000	0	-100.00	54,900	0	-100.00
-TEH OLAHAN	1,422,251	1,475,003	3.71	3,805,040	5,475,829	43.91
JAPAN	20,135	24,312	20.74	53,806	103,248	91.89
HONG KONG	272	307	12.87	1,265	666	-47.35
KOREA, REPUBLIC OF	263	3,040	1,055.89	857	1,575	83.78
TAIWAN	97,805	184,885	89.03	219,321	412,902	88.26
CHINA	23,900	1,400	-94.14	18,775	35,000	86.42
MONGOLIA	6,068	6,022	-0.76	31,653	38,541	21.76
THAILAND	2,983	2,983	0.00	15,985	19,341	20.99
SINGAPORE	99,362	74,357	-25.17	286,596	376,917	31.52
PHILIPPINES	5,255	14,843	182.45	45,834	103,625	126.09
MALAYSIA	228,889	228,703	-0.08	719,229	833,999	15.96
CAMBODIA	479	480	0.21	2,548	3,004	17.90
VIET NAM	36,616	51,372	40.30	173,560	317,736	83.07
INDIA	23,514	0	-100.00	30,207	0	-100.00
PAKISTAN	251,354	59,760	-76.22	534,900	150,241	-71.91
AFGHANISTAN	12,839	58,875	358.56	17,910	84,855	373.79
IRAN (ISLAMIC REPUBLIC OF)	44,720	22,120	-50.54	40,340	59,051	46.38
SAUDI ARABIA	0	15,255	-	0	76,508	-
TURKEY	10,000	20,000	100.00	12,500	30,400	143.20
UNITED ARAB EMIRATES	177	24,145	13,541.24	88	27,720	31,400.00
EGYPT	20,000	0	-100.00	23,600	0	-100.00
AUSTRALIA	254,775	362,061	42.11	994,312	1,818,320	82.87
NEW ZEALAND	56,128	128,845	129.56	182,985	545,616	198.18
EAST TIMOR	1,446	6,191	328.15	2,001	10,246	412.04
UNITED STATES	253	114	-54.94	14,831	313	-97.89
CHILE	10,000	0	-100.00	13,500	0	-100.00
BRAZIL	815	0	-100.00	32,330	0	-100.00
UNITED KINGDOM	50,996	44,000	-13.72	112,196	64,680	-42.35
NETHERLANDS	0	9,600	-	0	14,400	-
GERMANY, FED. REP. OF	105,207	51,200	-51.33	113,911	90,860	-20.24
ITALY	0	215	-	0	257	-
POLAND	11,000	55,998	409.07	19,360	204,380	955.68
KYRGYZSTAN	0	23,920	-	0	51,428	-
RUSSIA FEDERATION	47,000	0	-100.00	90,640	0	-100.00
-GULA PASIR	125,740	114,846	-8.66	81,638	184,090	125.50
HONG KONG	4,059	2,778	-31.56	6,549	5,223	-20.25
KOREA, REPUBLIC OF	125	181	44.80	410	732	78.54
TAIWAN	246	619	151.63	275	696	153.09
SINGAPORE	18,722	10,385	-44.53	10,295	8,330	-19.09
MALAYSIA	49,529	18,772	-62.10	8,100	12,680	56.54

TABEL 5. PERKEMBANGAN EKSPOR INDONESIA MENURUT KOMODITI DAN NEGARA TUJUAN

JENIS BARANG	BERAT BERSIH (KG)		PERUB %	NILAI FOB (US \$)		PERUB %
	JAN-FEB 2009	JAN-FEB 2010		JAN-FEB 2009	JAN-FEB 2010	
	(1)	(2)	(3)	(4)	(5)	(6)
SOUTH AFRICA	0	22	-	0	82	-
AUSTRALIA	2,417	2,091	-13.49	5,788	7,997	38.17
EAST TIMOR	0	46	-	0	55	-
UNITED STATES	1,642	18,597	1,032.58	4,735	79,002	1,568.47
CANADA	49,000	61,355	25.21	45,486	69,293	52.34
-GULA LAINNYA	2,342,107	2,365,020	0.98	1,590,721	1,567,403	-1.47
JAPAN	1,609	0	-100.00	1,359	0	-100.00
HONG KONG	814	2,875	253.19	2,139	7,996	273.82
KOREA, REPUBLIC OF	74,980	43,500	-41.98	98,864	35,784	-63.80
TAIWAN	0	5,000	-	0	13,000	-
PAPUA NEW GUINEA	4,727	0	-100.00	2,805	0	-100.00
THAILAND	28,000	55,200	97.14	29,099	22,973	-21.05
SINGAPORE	151,397	85,531	-43.51	154,508	113,998	-26.22
PHILIPPINES	0	50,032	-	0	75,037	-
MALAYSIA	53,509	65,352	22.13	61,649	83,169	34.91
VIET NAM	730,378	550,098	-24.68	359,856	260,701	-27.55
INDIA	0	226,931	-	0	116,350	-
PAKISTAN	0	1,601	-	0	1,704	-
SAUDI ARABIA	5,967	0	-100.00	4,780	0	-100.00
ISRAEL	37,000	0	-100.00	21,275	0	-100.00
BENIN	1,958	0	-100.00	675	0	-100.00
SOUTH AFRICA	0	327,100	-	0	142,302	-
AUSTRALIA	31,164	48,804	56.60	24,217	36,019	48.73
NEW ZEALAND	67,221	29,000	-56.86	41,886	21,823	-47.90
VANUATU	0	465	-	0	262	-
FIJI	0	24,000	-	0	12,960	-
EAST TIMOR	2,957	1,986	-32.84	4,570	2,418	-47.09
UNITED STATES	589,986	787,131	33.42	426,966	580,954	36.07
CANADA	49,400	7,111	-85.61	23,712	4,463	-81.18
GUATEMALA	48,000	0	-100.00	21,292	0	-100.00
SURINAME	0	229	-	0	705	-
UNITED KINGDOM	12,750	0	-100.00	8,127	0	-100.00
NETHERLANDS	234,744	2,775	-98.82	167,693	6,387	-96.19
NORWAY	178,500	50,299	-71.82	110,329	28,398	-74.26
FINLAND	207	0	-100.00	1,840	0	-100.00
SPAIN	16,489	0	-100.00	8,700	0	-100.00
PORTUGAL	20,350	0	-100.00	14,380	0	-100.00
-MAKANAN OLAHAN LAINNYA	51,132,224	63,837,660	24.85	106,164,176	151,019,499	42.25
JAPAN	579,521	444,294	-23.33	2,700,829	1,985,103	-26.50
HONG KONG	1,197,362	1,632,965	36.38	7,852,312	10,969,661	39.70
KOREA, DEMOCRATIC PEOPLE'S	12,042	0	-100.00	12,711	0	-100.00
KOREA, REPUBLIC OF	918,085	1,434,110	56.21	1,843,497	1,596,480	-13.40
TAIWAN	1,912,942	2,778,763	45.26	2,950,564	4,976,401	68.66
CHINA	744,462	1,095,725	47.18	1,571,140	3,869,494	146.29
MACAU	7,635	65	-99.15	15,348	52,544	242.35
PAPUA NEW GUINEA	612,021	691,042	12.91	1,627,270	2,248,918	38.20
THAILAND	2,184,675	2,333,565	6.82	4,063,433	5,295,313	30.32
SINGAPORE	2,343,270	2,333,748	-0.41	16,506,608	21,518,606	30.36
PHILIPPINES	6,753,092	9,955,471	47.42	10,838,567	21,091,969	94.60
MALAYSIA	9,805,927	13,212,652	34.74	12,122,521	18,200,929	50.14
MYANMAR (FORM. BURMA)	33,618	28,033	-16.61	135,938	56,090	-58.74
CAMBODIA	20,721	53,191	156.70	174,206	322,289	85.00
BRUNEI DARUSSALAM	492,347	553,214	12.36	718,580	984,503	37.01
LAO PEOPLE'S DEMOCRATIC RE	6,000	0	-100.00	17,025	0	-100.00
VIET NAM	1,281,735	2,917,410	127.61	3,492,303	7,604,611	117.75
MALDIVES	172,843	119,457	-30.89	343,357	207,734	-39.50
INDIA	255,456	398,632	56.05	414,764	560,702	35.19
PAKISTAN	210,816	2,332,347	1,006.34	596,292	3,382,388	467.24
BANGLADESH	27,657	55,266	99.83	72,324	144,736	100.12
SRI LANKA	10,090	51,112	406.56	12,523	77,329	517.50
IRAN (ISLAMIC REPUBLIC OF)	13,636	30,687	125.04	41,948	54,081	28.92
SAUDI ARABIA	2,410,272	2,960,737	22.84	6,626,765	9,043,248	36.47
ISRAEL	112,157	172,893	54.15	178,382	353,276	98.04
KUWAIT	46,527	110,425	137.34	136,075	172,951	27.10
JORDAN	391,784	377,862	-3.55	822,408	961,762	16.94
LEBANON	95,497	120,213	25.88	229,598	295,180	28.56
YEMEN	110,603	117,139	5.91	205,599	211,248	2.75
OMAN	29,878	27,956	-6.43	70,715	63,836	-9.73
SYRIA ARAB REPUBLIC	18,000	47,134	161.86	3,330	51,850	1,457.06
TURKEY	0	184,712	-	0	231,197	-
UNITED ARAB EMIRATES	1,148,205	836,975	-27.11	2,171,360	2,037,922	-6.15
QATAR	56,324	50,734	-9.92	99,788	54,378	-45.51
BAHRAIN	78,438	128,309	63.58	179,812	259,144	44.12
CYPRUS	17,848	16,834	-5.68	26,982	27,007	0.09
EGYPT	77,829	142,367	82.92	189,622	274,603	44.82
LIBYAN ARAB JAMAHIRIYA	49	38,078	77,610.20	60	93,612	155,920.00

TABEL 5. PERKEMBANGAN EKSPOR INDONESIA MENURUT KOMODITI DAN NEGARA TUJUAN

JENIS BARANG	BERAT BERSIH (KG)		PERUB	NILAI FOB (US \$)		PERUB
	JAN-FEB 2009	JAN-FEB 2010	%	JAN-FEB 2009	JAN-FEB 2010	%
	(1)	(2)	(3)	(4)	(5)	(6)
MOROCCO	32,733	7,526	-77.01	41,324	14,052	-66.00
ALGERIA	0	21,746	-	0	12,000	-
ERITREA	9,543	9,540	-0.03	39,720	39,750	0.08
MADAGASCAR	9,501	218,678	2,201.63	18,076	247,331	1,268.28
KENYA	98,096	97,586	-0.52	214,612	158,742	-26.03
REUNION	0	4,997	-	0	6,247	-
TOGO	11,478	25,383	121.14	72,405	49,578	-31.53
GHANA	111,709	116,229	4.05	197,497	224,698	13.77
GUINEA	34,576	0	-100.00	70,668	0	-100.00
ANGOLA	54,721	47,173	-13.79	130,002	84,080	-35.32
CONGO	0	17	-	0	20	-
CAMEROON	15,300	4,457	-70.87	31,620	14,160	-55.22
NIGERIA	1,788,460	680,722	-61.94	3,459,175	3,345,674	-3.28
COTE D'IVOIRE	0	28	-	0	35	-
SENEGAL	14,360	0	-100.00	176,052	0	-100.00
MAURITANIA	7,700	0	-100.00	23,954	0	-100.00
MALI	391	7,547	1,830.18	775	92,070	11,780.00
BENIN	0	54,488	-	0	105,715	-
GAMBIA	1,715	22,128	1,190.26	3,826	92,200	2,309.83
SEYCHELLES	4,617	5,937	28.59	12,159	8,475	-30.30
SOUTH AFRICA	186,531	564,077	202.40	345,680	913,307	164.21
MAURITIUS	133,734	123,591	-7.58	250,244	221,277	-11.58
AUSTRALIA	2,450,914	2,710,420	10.59	4,216,123	6,008,611	42.52
NEW ZEALAND	586,862	530,977	-9.52	1,077,748	1,034,981	-3.97
MICRONESIA, FEDERATED STAT	10,233	4,904	-52.08	22,775	7,492	-67.10
GUAM	335	2,809	738.51	3,565	29,750	734.50
NEW CALEDONIA	34,040	52,055	52.92	74,449	85,995	15.51
NORTHERN MARIANA ISLANDS	0	10,046	-	0	23,812	-
VANUATU	4,958	22,118	346.11	7,398	30,035	305.99
AMERICAN SAMOA	34,341	1,950	-94.32	42,451	6,377	-84.98
COOK ISLANDS	5,610	0	-100.00	7,759	0	-100.00
FIJI	89,075	121,174	36.04	164,180	224,061	36.47
KIRIBATI	7,488	14,189	89.49	17,030	25,358	48.90
SAMOA	24,418	33,166	35.83	47,768	69,248	44.97
SOLOMON ISLANDS	104,589	172,318	64.76	181,637	297,056	63.54
TONGA	65,374	28,619	-56.22	77,328	45,802	-40.77
TUVALU	1,788	0	-100.00	2,670	0	-100.00
EAST TIMOR	2,366,970	2,036,545	-13.96	2,837,388	2,270,704	-19.97
UNITED STATES	3,886,906	3,218,443	-17.20	6,437,006	7,613,830	18.28
CANADA	247,065	156,722	-36.57	382,365	664,682	73.83
MEXICO	158,900	179,466	12.94	314,692	311,141	-1.13
CUBA	3,718	0	-100.00	5,473	0	-100.00
SURINAME	21,440	45,672	113.02	23,560	93,199	295.58
VENEZUELA	0	9,060	-	0	33,975	-
ARGENTINA	4,337	0	-100.00	3,105	0	-100.00
BRAZIL	150,366	111,999	-25.52	65,315	67,229	2.93
COLOMBIA	0	2,707	-	0	12,300	-
GUYANA	3,380	17,064	404.85	4,781	28,456	495.19
TRINIDAD AND TOBAGO	0	12,140	-	0	18,720	-
PUERTO RICO	132,369	216,824	63.80	227,541	265,041	16.48
DOMINICAN REPUBLIC	106,000	143,000	34.91	23,320	41,002	75.82
COSTA RICA	0	24,000	-	0	27,600	-
DOMINICA	34,000	0	-100.00	10,000	0	-100.00
FRENCH POLYNESIA	8,511	16,020	88.23	24,501	32,090	30.97
NETHERLANDS ANTILLES	97	0	-100.00	786	0	-100.00
UNITED KINGDOM	272,198	199,982	-26.53	808,888	510,468	-36.89
NETHERLANDS	2,484,123	2,196,480	-11.58	2,817,486	2,818,993	0.05
FRANCE	5,051	2,773	-45.10	10,401	6,491	-37.59
GERMANY, FED. REP. OF	215,709	210,403	-2.46	677,295	406,118	-40.04
AUSTRIA	39,879	1,661	-95.83	201,299	4,028	-98.00
BELGIUM	48,879	74,001	51.40	71,755	156,647	118.31
SWITZERLAND	449	5,995	1,235.19	6,999	9,864	40.93
DENMARK	300	0	-100.00	44,198	0	-100.00
NORWAY	15,443	4,842	-68.65	33,724	13,604	-59.66
SWEDEN	29,890	72,763	143.44	30,059	86,376	187.35
FINLAND	50	793,552	1,587,004.00	4,800	1,333,072	27,672.33
ITALY	20,998	68,436	225.92	132,660	310,815	134.29
SPAIN	457,992	237,920	-48.05	370,675	304,965	-17.73
PORTUGAL	20,350	36,753	80.60	13,228	52,386	296.02
MONTSERRAT	3,130	0	-100.00	4,455	0	-100.00
GREECE	22	11,998	54,436.36	141	3,301	2,241.13
POLAND	16,200	47,132	190.94	64,507	267,959	315.40
ROMANIA	0	24,998	-	0	3,350	-
BULGARIA	18,690	19,743	5.63	50,135	55,774	11.25
ARMENIA	0	7,889	-	0	22,713	-
KAZAKHSTAN	8,928	0	-100.00	21,452	0	-100.00
KYRGYZSTAN	3,744	0	-100.00	8,996	0	-100.00
UKRAINE	40,280	0	-100.00	41,892	0	-100.00

TABEL 5. PERKEMBANGAN EKSPOR INDONESIA MENURUT KOMODITI DAN NEGARA TUJUAN

JENIS BARANG	BERAT BERSIH (KG)		PERUB %	NILAI FOB (US \$)		PERUB %
	JAN-FEB 2009	JAN-FEB 2010		JAN-FEB 2009	JAN-FEB 2010	
	(1)	(2)	(3)	(4)	(5)	(6)
LITHUANIA	0	21,000	-	0	122,700	-
ESTONIA	18,850	0	-100.00	7,540	0	-100.00
MALTA	49,680	29,436	-40.75	92,909	54,021	-41.86
SLOVENIA	0	7,650	-	0	11,645	-
CZECH REPUBLIC	112,776	53,029	-52.98	193,623	127,616	-34.09
RUSSIA FEDERATION	0	18,850	-	0	7,540	-
SEMEN	291,096,526	151,501,054	-47.96	14,113,518	5,779,681	-59.05
JAPAN	0	789	-	0	638	-
HONG KONG	0	224,000	-	0	22,481	-
TAIWAN	4,286,016	2,018,000	-52.92	340,028	175,731	-48.32
THAILAND	0	52,342	-	0	10,758	-
SINGAPORE	137,599	110,008	-20.05	33,351	10,098	-69.72
PHILIPPINES	0	67,200	-	0	6,541	-
MALAYSIA	18,417,798	43,723,516	137.40	593,974	1,581,077	166.19
MYANMAR (FORM. BURMA)	0	67,200	-	0	6,316	-
VIET NAM	0	20,000	-	0	5,040	-
BANGLADESH	35,000,000	57,650,149	64.71	1,085,000	1,454,512	34.06
SRI LANKA	127,229,725	0	-100.00	6,610,880	0	-100.00
MADAGASCAR	26,462,682	0	-100.00	1,248,321	0	-100.00
REUNION	138	0	-100.00	191	0	-100.00
EQUATORIAL GUINEA	21,000,000	0	-100.00	1,239,000	0	-100.00
COMOROS	3,500,812	0	-100.00	192,545	0	-100.00
MAURITIUS	37,538,599	27,908,035	-25.66	1,689,237	1,004,689	-40.52
NEW ZEALAND	0	600,000	-	0	92,400	-
VANUATU	0	1,405,998	-	0	76,496	-
EAST TIMOR	8,847,589	10,770,778	21.74	583,386	848,596	45.46
UNITED STATES	109	5,800,789	5,321,724.77	90	415,492	461,557.78
FRENCH POLYNESIA	8,674,000	866,250	-90.01	486,947	47,479	-90.25
BELGIUM	70	0	-100.00	5	0	-100.00
PORTUGAL	0	216,000	-	0	21,337	-
SLOVAKIA	1,028	0	-100.00	10,521	0	-100.00
RUSSIA FEDERATION	361	0	-100.00	42	0	-100.00
-DARI ROTAN	517,283	734,452	41.98	1,917,720	2,643,157	37.83
JAPAN	33,351	47,256	41.69	182,925	261,000	42.68
KOREA, REPUBLIC OF	43,215	157,571	264.62	101,490	341,938	236.92
TAIWAN	9,562	780	-91.84	26,652	984	-96.31
CHINA	0	2,492	-	0	5,079	-
PHILIPPINES	88	0	-100.00	130	0	-100.00
MALAYSIA	2,930	197	-93.28	3,560	168	-95.28
MALDIVES	480	904	88.33	4,713	13,586	188.27
INDIA	336	112	-66.67	622	97	-84.41
SAUDI ARABIA	6,700	0	-100.00	31,114	0	-100.00
KUWAIT	0	680	-	0	6,329	-
LEBANON	603	0	-100.00	1,269	0	-100.00
UNITED ARAB EMIRATES	30	704	2,246.67	192	6,556	3,314.58
REUNION	117	0	-100.00	235	0	-100.00
SEYCHELLES	6,800	367	-94.60	13,392	600	-95.52
SOUTH AFRICA	475	1,207	154.11	888	3,370	279.50
VIRGIN ISLANDS (BRITISH)	92	0	-100.00	356	0	-100.00
AUSTRALIA	21,174	13,015	-38.53	48,400	27,531	-43.12
NEW ZEALAND	4,846	7,499	54.75	15,242	22,880	50.11
GUAM	0	4	-	0	48	-
NEW CALEDONIA	144	0	-100.00	208	0	-100.00
VANUATU	30	0	-100.00	119	0	-100.00
UNITED STATES	83,422	117,328	40.64	560,216	716,149	27.83
CANADA	5,173	6,271	21.23	24,992	13,102	-47.58
MEXICO	199	0	-100.00	377	0	-100.00
GUATEMALA	184	416	126.09	396	855	115.91
CHILE	0	45	-	0	272	-
VENEZUELA	4	0	-100.00	18	0	-100.00
BRAZIL	351	0	-100.00	1,136	0	-100.00
FRENCH POLYNESIA	1,548	35	-97.74	2,270	53	-97.67
GUADELOUPE	298	0	-100.00	255	0	-100.00
UNITED KINGDOM	10,423	19,070	82.96	73,887	66,043	-10.62
NETHERLANDS	176,224	200,516	13.78	503,624	629,545	25.00
FRANCE	16,180	14,999	-7.30	44,349	39,183	-11.65
GERMANY, FED. REP. OF	29,012	20,228	-30.28	90,509	57,927	-36.00
AUSTRIA	66	0	-100.00	114	0	-100.00
BELGIUM	25,900	102,664	296.39	74,354	324,876	336.93
SWITZERLAND	995	2,874	188.84	4,600	19,817	330.80
DENMARK	1,894	3,150	66.31	8,041	3,957	-50.79
NORWAY	63	0	-100.00	92	0	-100.00
SWEDEN	3,745	3,063	-18.21	24,174	14,721	-39.10
FINLAND	1,821	3,784	107.80	4,301	45,173	950.29
IRELAND	730	0	-100.00	941	0	-100.00
ITALY	4,299	214	-95.02	10,628	127	-98.81

TABEL 5. PERKEMBANGAN EKSPOR INDONESIA MENURUT KOMODITI DAN NEGARA TUJUAN

JENIS BARANG	BERAT BERSIH (KG)		PERUB %	NILAI FOB (US \$)		PERUB %
	JAN-FEB 2009	JAN-FEB 2010		JAN-FEB 2009	JAN-FEB 2010	
	(1)	(2)	(3)	(4)	(5)	(6)
SPAIN	8,771	5,866	-33.12	35,417	15,614	-55.91
PORTUGAL	1,039	0	-100.00	275	0	-100.00
GREECE	7,162	122	-98.30	6,765	441	-93.48
HUNGARY	3,303	0	-100.00	3,280	0	-100.00
POLAND	821	0	-100.00	2,005	0	-100.00
BULGARIA	519	0	-100.00	887	0	-100.00
KAZAKHSTAN	1,057	113	-89.31	3,906	623	-84.05
SLOVENIA	600	0	-100.00	2,436	0	-100.00
CZECH REPUBLIC	507	0	-100.00	1,968	0	-100.00
RUSSIA FEDERATION	0	906	-	0	4,513	-
-DARI BAHAN LAINNYA	1,663,997	1,437,176	-13.63	4,926,646	4,383,798	-11.02
JAPAN	120,873	123,297	2.01	635,965	514,686	-19.07
HONG KONG	381	45	-88.19	1,334	534	-59.97
KOREA, REPUBLIC OF	4,540	13,379	194.69	14,908	15,469	3.76
TAIWAN	120,975	126,185	4.31	69,039	74,936	8.54
CHINA	6,857	14	-99.80	14,135	18	-99.87
THAILAND	1,939	1,968	1.50	3,369	26,011	672.07
SINGAPORE	7,743	17,805	129.95	16,522	121,487	635.30
PHILIPPINES	72	6	-91.67	60	4	-93.33
MALAYSIA	51,039	54,195	6.18	40,878	36,568	-10.54
BRUNEI DARUSSALAM	14	629	4,392.86	15	743	4,853.33
MALDIVES	3,489	3,279	-6.02	27,026	27,240	0.79
INDIA	792	900	13.64	1,155	947	-18.01
SRI LANKA	0	5,490	-	0	30,338	-
IRAN (ISLAMIC REPUBLIC OF)	2,583	7,426	187.50	10,664	18,414	72.67
SAUDI ARABIA	5,905	0	-100.00	6,618	0	-100.00
ISRAEL	2,833	2,137	-24.57	1,899	4,461	134.91
KUWAIT	318	514	61.64	3,855	3,284	-14.81
JORDAN	131	1,129	761.83	350	1,546	341.71
LEBANON	1,406	0	-100.00	5,578	0	-100.00
OMAN	196	0	-100.00	1,304	0	-100.00
TURKEY	13,089	10,664	-18.53	19,769	19,483	-1.45
UNITED ARAB EMIRATES	5,843	6,641	13.66	27,070	11,076	-59.08
CYPRUS	18,389	636	-96.54	18,140	1,627	-91.03
EGYPT	347	673	93.95	472	417	-11.65
TUNISIA	3,595	24,691	586.82	41,002	55,784	36.05
ALGERIA	30	0	-100.00	16	0	-100.00
NAMIBIA	681	0	-100.00	472	0	-100.00
ETHIOPIA	47	0	-100.00	75	0	-100.00
TANZANIA, UNITED REPUBLIC OF	406	0	-100.00	1,844	0	-100.00
MADAGASCAR	362	162	-55.25	1,210	638	-47.27
KENYA	253	0	-100.00	2,065	0	-100.00
REUNION	15,607	2,711	-82.63	39,894	4,808	-87.95
MOZAMBIQUE	3,615	0	-100.00	3,811	0	-100.00
NIGERIA	1	0	-100.00	1	0	-100.00
GABON	37	124	235.14	2,485	275	-88.93
SENEGAL	3,938	0	-100.00	2,052	0	-100.00
SEYCHELLES	18,665	3,834	-79.46	5,573	10,855	94.78
DJIBOUTI	2,115	0	-100.00	5,635	0	-100.00
SOUTH AFRICA	8,841	12,410	40.37	21,123	28,038	32.74
MAURITIUS	5,081	6,696	31.79	8,028	12,901	60.70
VIRGIN ISLANDS (BRITISH)	2,204	0	-100.00	1,129	0	-100.00
AUSTRALIA	125,472	123,921	-1.24	167,250	169,291	1.22
NEW ZEALAND	9,909	2,442	-75.36	22,203	4,205	-81.06
GUAM	892	355	-60.20	2,164	3,244	49.91
NEW CALEDONIA	14,920	1,859	-87.54	19,156	3,164	-83.48
VANUATU	2,507	560	-77.66	2,840	207	-92.71
WALLIS AND FUTUNA ISLANDS	0	411	-	0	903	-
COOK ISLANDS	0	1,941	-	0	7,132	-
FIJI	13	165	1,169.23	673	934	38.78
EAST TIMOR	352	914	159.66	602	714	18.60
UNITED STATES	238,813	263,003	10.13	1,590,225	1,507,265	-5.22
CANADA	22,697	28,987	27.71	111,611	66,432	-40.48
MEXICO	6,351	4,532	-28.64	11,634	16,823	44.60
HONDURAS	1,100	0	-100.00	3,852	0	-100.00
NICARAGUA	0	142	-	0	317	-
PANAMA	0	182	-	0	275	-
CHILE	1,079	136	-87.40	5,859	613	-89.54
VENEZUELA	139	36	-74.10	420	32	-92.38
ARGENTINA	1,839	14,676	698.04	3,167	13,926	339.72
BRAZIL	18,918	39,829	110.53	58,330	60,105	3.04
COLOMBIA	1,728	1,622	-6.13	3,085	1,843	-40.26
URUGUAY	134	534	298.51	305	2,363	674.75
TRINIDAD AND TOBAGO	4,522	0	-100.00	5,440	0	-100.00
BAHAMAS	40	532	1,230.00	38	2,631	6,823.68
JAMAICA	1,917	1,742	-9.13	2,290	3,325	45.20
PUERTO RICO	61	15	-75.41	361	226	-37.40

TABEL 5. PERKEMBANGAN EKSPOR INDONESIA MENURUT KOMODITI DAN NEGARA TUJUAN

JENIS BARANG	BERAT BERSIH (KG)		PERUB	NILAI FOB (US \$)		PERUB
	JAN-FEB 2009	JAN-FEB 2010	%	JAN-FEB 2009	JAN-FEB 2010	%
	(1)	(2)	(3)	(4)	(5)	(6)
DOMINICAN REPUBLIC	3,142	1,574	-49.90	10,505	3,147	-70.04
COSTA RICA	15,443	0	-100.00	8,598	0	-100.00
HAITI	62	0	-100.00	119	0	-100.00
BARBADOS	45,867	16	-99.97	36,778	185	-99.50
ARUBA	10	0	-100.00	20	0	-100.00
BERMUDA	192	0	-100.00	563	0	-100.00
CAYMAN ISLANDS	0	2,699	-	0	2,919	-
DOMINICA	0	1,241	-	0	2,163	-
FRENCH GUIANA	107	1,777	1,560.75	264	1,620	513.64
FRENCH POLYNESIA	9,321	4,869	-47.76	20,664	6,912	-66.55
MARTINIQUE	2,813	2,356	-16.25	5,015	9,592	91.27
NETHERLANDS ANTILLES	1,014	2	-99.80	1,227	468	-61.86
GUADELOUPE	3,116	2,346	-24.71	5,058	3,759	-25.68
UNITED KINGDOM	43,385	80,103	84.63	123,245	313,198	154.13
NETHERLANDS	101,509	37,311	-63.24	177,569	49,496	-72.13
FRANCE	171,992	98,380	-42.80	376,297	260,432	-30.79
GERMANY, FED. REP. OF	50,402	46,556	-7.63	136,391	170,049	24.68
AUSTRIA	4,498	1,119	-75.12	11,836	6,300	-46.77
BELGIUM	39,069	56,616	44.91	68,800	64,916	-5.65
SWITZERLAND	5,268	6,624	25.74	23,718	18,505	-21.98
DENMARK	6,294	1,031	-83.62	20,015	7,476	-62.65
NORWAY	3,748	287	-92.34	26,099	1,465	-94.39
SWEDEN	12,476	1,715	-86.25	19,266	4,252	-77.93
FINLAND	2,742	0	-100.00	10,835	0	-100.00
IRELAND	326	2,247	589.26	421	3,080	631.59
ITALY	65,693	51,786	-21.17	295,667	224,030	-24.23
SPAIN	88,918	74,507	-16.21	239,758	227,938	-4.93
PORTUGAL	4,973	8,556	72.05	17,179	27,183	58.23
GREECE	11,660	8,925	-23.46	39,384	26,353	-33.09
HUNGARY	20,788	1,764	-91.51	74,316	1,308	-98.24
POLAND	28,259	19,510	-30.96	63,138	42,149	-33.24
ROMANIA	1,054	1,730	64.14	4,232	2,218	-47.59
BULGARIA	250	0	-100.00	428	0	-100.00
YUGOSLAVIA	586	0	-100.00	543	0	-100.00
ALBANIA	1,431	0	-100.00	620	0	-100.00
UKRAINE	600	0	-100.00	1,131	0	-100.00
LITHUANIA	85	0	-100.00	376	0	-100.00
LATVIA	14,936	0	-100.00	24,462	0	-100.00
ESTONIA	23	27	17.39	45	61	35.56
GEORGIA	0	125	-	0	376	-
CROATIA	949	2,732	187.88	6,144	6,559	6.75
SLOVENIA	1,022	0	-100.00	912	0	-100.00
CZECH REPUBLIC	10,635	1,475	-86.13	4,320	4,100	-5.09
RUSSIA FEDERATION	704	994	41.19	2,643	3,031	14.68
-DARI ROTAN	17,652,641	18,645,999	5.63	43,105,363	47,182,411	9.46
JAPAN	1,846,815	2,127,020	15.17	6,038,435	6,693,404	10.85
HONG KONG	8,525	31,454	268.96	44,211	95,527	116.07
KOREA, REPUBLIC OF	96,304	204,980	112.85	150,870	421,225	179.20
TAIWAN	91,258	211,959	132.26	170,472	366,848	115.20
CHINA	62,184	72,845	17.14	123,456	122,589	-0.70
MACAU	0	47	-	0	1,000	-
PAPUA NEW GUINEA	364	0	-100.00	12,292	0	-100.00
THAILAND	43,463	36,083	-16.98	94,230	94,549	0.34
SINGAPORE	130,291	151,395	16.20	471,487	692,042	46.78
PHILIPPINES	4,064	10,005	146.19	20,454	31,219	52.63
MALAYSIA	750,502	627,512	-16.39	704,238	745,209	5.82
CAMBODIA	0	30,500	-	0	180,000	-
BRUNEI DARUSSALAM	15,573	0	-100.00	12,170	0	-100.00
VIET NAM	22,517	106,357	372.34	167,458	596,481	256.20
MALDIVES	70,446	31,937	-54.66	243,797	84,392	-65.38
INDIA	32,666	22,613	-30.78	61,560	187,887	205.21
PAKISTAN	1,021	3,300	223.21	2,030	3,978	95.96
BANGLADESH	399	0	-100.00	5,207	0	-100.00
SRI LANKA	1,988	22	-98.89	6,522	85	-98.70
IRAN (ISLAMIC REPUBLIC OF)	1,273	2,429	90.81	11,358	13,949	22.81
SAUDI ARABIA	40,479	28,870	-28.68	87,986	53,165	-39.58
ISRAEL	22,759	24,329	6.90	48,640	57,795	18.82
KUWAIT	41,952	3,140	-92.52	44,064	8,490	-80.73
JORDAN	6,015	4,188	-30.37	3,153	20,716	557.03
LEBANON	130,674	109,069	-16.53	264,688	301,876	14.05
OMAN	6,616	0	-100.00	17,353	0	-100.00
SYRIA ARAB REPUBLIC	9,529	2,617	-72.54	23,772	3,843	-83.83
TURKEY	272,634	180,300	-33.87	513,492	457,819	-10.84
UNITED ARAB EMIRATES	84,686	75,791	-10.50	243,631	193,736	-20.48
QATAR	23,510	0	-100.00	194,497	0	-100.00
BAHRAIN	463	390	-15.77	1,110	260	-76.58
CYPRUS	19,702	10,587	-46.26	67,934	20,676	-69.56

TABEL 5. PERKEMBANGAN EKSPOR INDONESIA MENURUT KOMODITI DAN NEGARA TUJUAN

JENIS BARANG	BERAT BERSIH (KG)		PERUB %	NILAI FOB (US \$)		PERUB %
	JAN-FEB 2009	JAN-FEB 2010		JAN-FEB 2009	JAN-FEB 2010	
	(1)	(2)	(3)	(4)	(5)	(6)
EGYPT	37,033	23,174	-37.42	84,245	53,292	-36.74
LIBYAN ARAB JAMAHIRIYA	0	755	-	0	1,742	-
MOROCCO	48,619	13,435	-72.37	134,983	40,626	-69.90
TUNISIA	6,698	14,563	117.42	17,079	76,496	347.90
SUDAN	4,450	6,042	35.78	5,500	29,156	430.11
NAMIBIA	10,669	6,690	-37.29	41,699	19,218	-53.91
TANZANIA, UNITED REPUBLIC OF	0	7,500	-	0	31,804	-
MADAGASCAR	493	2,481	403.25	1,228	11,592	843.97
KENYA	0	571	-	0	5,934	-
REUNION	84,804	76,632	-9.64	196,160	128,517	-34.48
MOZAMBIQUE	26,129	0	-100.00	57,059	0	-100.00
TOGO	0	132	-	0	252	-
CONGO	44,347	0	-100.00	43,699	0	-100.00
GABON	0	5,831	-	0	20,818	-
COTE D'IVOIRE	18,707	0	-100.00	19,070	0	-100.00
SENEGAL	0	2,029	-	0	32,026	-
U.S. VIRGIN ISLANDS	452	0	-100.00	960	0	-100.00
SEYCHELLES	4,113	8,156	98.30	2,646	88,619	3,249.17
DJIBOUTI	0	1,679	-	0	5,808	-
SOUTH AFRICA	98,624	180,793	83.32	286,748	489,126	70.58
MAURITIUS	9,810	26,551	170.65	31,995	49,016	53.20
VIRGIN ISLANDS (BRITISH)	2,803	6,690	138.67	10,823	24,331	124.81
AUSTRALIA	522,906	537,995	2.89	1,229,910	1,221,575	-0.68
NEW ZEALAND	28,501	45,259	58.80	48,037	62,458	30.02
GUAM	4,187	10,604	153.26	8,889	20,110	126.23
NEW CALEDONIA	8,636	33,051	282.71	13,784	103,887	653.68
VANUATU	3,241	4,566	40.88	4,627	3,102	-32.96
WALLIS AND FUTUNA ISLANDS	2,756	0	-100.00	4,135	0	-100.00
FIJI	1,562	1,150	-26.38	8,420	6,354	-24.54
EAST TIMOR	34,914	128,164	267.08	28,082	122,050	334.62
UNITED STATES	896,825	1,503,538	67.65	3,178,036	5,530,277	74.02
CANADA	41,059	154,071	275.24	142,777	466,441	226.69
MEXICO	98,300	63,236	-35.67	300,401	174,109	-42.04
GUATEMALA	4,035	0	-100.00	13,724	0	-100.00
PANAMA	7,329	19,624	167.76	9,971	63,910	540.96
SURINAME	7,850	2,342	-70.17	14,413	8,713	-39.55
CHILE	12,400	13,077	5.46	63,622	61,830	-2.82
VENEZUELA	19,169	2,541	-86.74	30,627	4,972	-83.77
ARGENTINA	28,207	10,795	-61.73	62,425	37,275	-40.29
BRAZIL	12,753	34,300	168.96	31,719	109,174	244.19
COLOMBIA	228	7,560	3,215.79	2,190	25,410	1,060.27
URUGUAY	670	7,328	993.73	3,530	15,229	331.42
PARAGUAY	2,508	2,798	11.56	9,674	10,086	4.26
ECUADOR	4,048	3,000	-25.89	8,028	11,891	48.12
PERU	2,551	0	-100.00	5,999	0	-100.00
TRINIDAD AND TOBAGO	7,760	10,392	33.92	21,524	36,692	70.47
JAMAICA	3,241	88	-97.28	3,865	260	-93.27
PUERTO RICO	10,157	2,778	-72.65	32,426	11,666	-64.02
BELIZE	1,967	4,632	135.49	19,639	9,649	-50.87
DOMINICAN REPUBLIC	11,374	397	-96.51	59,024	2,040	-96.54
COSTA RICA	12,629	0	-100.00	37,096	0	-100.00
ARUBA	9,361	1,404	-85.00	21,256	6,078	-71.41
CAPE VERDE	0	4,374	-	0	5,909	-
CAYMAN ISLANDS	684	3,872	466.08	12,176	4,190	-65.59
DOMINICA	0	1,454	-	0	6,824	-
FRENCH GUIANA	24,975	18,099	-27.53	58,398	43,665	-25.23
FRENCH POLYNESIA	32,031	51,722	61.47	102,967	67,552	-34.39
GRENADA	0	2,533	-	0	1,474	-
MARTINIQUE	21,583	22,918	6.19	71,673	53,496	-25.36
NETHERLANDS ANTILLES	20,321	11,416	-43.82	45,076	65,913	46.23
SAINT LUCIA	1,750	0	-100.00	9,768	0	-100.00
GAUDELLOUPE	25,835	61,477	137.96	72,414	138,152	90.78
SAINT KITTS AND NEVIS	0	1,317	-	0	2,954	-
UNITED KINGDOM	3,542,892	3,822,910	7.90	2,281,430	3,930,409	72.28
NETHERLANDS	1,066,053	1,175,495	10.27	3,207,841	3,211,047	0.10
FRANCE	662,771	628,635	-5.15	1,794,721	1,585,632	-11.65
GERMANY, FED. REP. OF	2,101,976	2,152,994	2.43	6,656,928	6,365,551	-4.38
AUSTRIA	20,986	16,383	-21.93	46,636	20,638	-55.75
BELGIUM	598,155	698,952	16.85	1,988,684	2,312,728	16.29
SWITZERLAND	33,585	32,865	-2.14	94,558	90,320	-4.48
DENMARK	61,509	80,340	30.62	257,592	304,208	18.10
NORWAY	42,963	156,077	263.28	222,349	707,547	218.21
SWEDEN	49,855	171,350	243.70	442,402	665,789	50.49
FINLAND	193,014	108,326	-43.88	587,316	384,209	-34.58
IRELAND	83,260	9,483	-88.61	144,338	10,227	-92.91
ITALY	1,095,425	935,341	-14.61	3,078,919	2,657,793	-13.68
SPAIN	566,648	437,503	-22.79	1,801,454	1,182,851	-34.34
PORTUGAL	115,668	94,654	-18.17	315,915	252,272	-20.15

TABEL 5. PERKEMBANGAN EKSPOR INDONESIA MENURUT KOMODITI DAN NEGARA TUJUAN

JENIS BARANG	BERAT BERSIH (KG)		PERUB %	NILAI FOB (US \$)		PERUB %
	JAN-FEB 2009	JAN-FEB 2010		JAN-FEB 2009	JAN-FEB 2010	
	(1)	(2)	(3)	(4)	(5)	(6)
GREECE	434,661	164,107	-62.24	1,012,892	454,236	-55.15
HUNGARY	14,498	6,993	-51.77	63,913	37,495	-41.33
POLAND	279,376	171,958	-38.45	889,177	503,413	-43.38
ROMANIA	64,803	43,923	-32.22	187,333	125,735	-32.88
BULGARIA	56,147	18,534	-66.99	106,810	23,207	-78.27
YUGOSLAVIA	5,369	0	-100.00	20,697	0	-100.00
ALBANIA	554	1,650	197.83	240	1,077	348.75
ARMENIA	0	9,200	-	0	16,456	-
KAZAKHSTAN	5,543	2,585	-53.36	16,707	14,185	-15.10
UKRAINE	33,310	63,345	90.17	112,455	188,271	67.42
UZBEKISTAN	0	8,226	-	0	20,912	-
LITHUANIA	4,673	25,208	439.44	19,927	43,475	118.17
LATVIA	29,679	8,097	-72.72	129,680	23,613	-81.79
ESTONIA	7,147	20,006	179.92	29,249	56,341	92.63
GEORGIA	0	2,999	-	0	5,603	-
CROATIA	48,554	55,622	14.56	165,677	174,362	5.24
MALTA	134	10,425	7,679.85	222	19,357	8,619.37
SLOVAKIA	13,688	5,230	-61.79	2,000	11,907	495.35
SLOVENIA	38,435	19,588	-49.04	118,014	63,507	-46.19
CZECH REPUBLIC	33,870	7,871	-76.76	82,982	19,032	-77.06
RUSSIA FEDERATION	182,714	201,809	10.45	651,522	626,506	-3.84
-DARI BAHAN LAINNYA	88,740,045	146,751,354	65.37	234,172,981	395,921,277	69.07
JAPAN	13,925,444	18,550,446	33.21	26,905,186	34,071,381	26.63
HONG KONG	69,872	86,331	23.56	246,730	256,596	4.00
KOREA, REPUBLIC OF	1,465,263	2,376,218	62.17	2,800,149	4,516,726	61.30
TAIWAN	908,761	1,457,074	60.34	2,265,319	3,494,487	54.26
CHINA	415,959	874,638	110.27	638,965	1,697,752	165.70
MACAU	0	476	-	0	5,445	-
PAPUA NEW GUINEA	5,995	0	-100.00	6,350	0	-100.00
THAILAND	195,450	81,728	-58.18	245,381	183,717	-25.13
SINGAPORE	947,904	995,381	5.01	2,246,071	2,272,765	1.19
PHILIPPINES	180,062	250,268	38.99	163,192	262,770	61.02
MALAYSIA	2,648,545	2,607,969	-1.53	3,213,111	4,398,435	36.89
CAMBODIA	2,866	0	-100.00	7,755	0	-100.00
BRUNEI DARUSSALAM	39,687	40,245	1.41	75,592	51,968	-31.25
LAO PEOPLE'S DEMOCRATIC RE	0	1,466	-	0	10,396	-
VIET NAM	35,971	13,159	-63.42	115,604	59,215	-48.78
MALDIVES	315,498	52,818	-83.26	445,295	238,632	-46.41
INDIA	376,427	265,615	-29.44	478,326	445,633	-6.83
PAKISTAN	1,013	4,701	364.07	2,015	22,413	1,012.31
BANGLADESH	5,265	0	-100.00	18,095	0	-100.00
SRI LANKA	56,460	56,859	0.71	47,872	104,065	117.38
IRAQ	0	4,527	-	0	13,300	-
IRAN (ISLAMIC REPUBLIC OF)	59,810	42,319	-29.24	132,024	80,543	-38.99
SAUDI ARABIA	474,885	218,005	-54.09	520,233	444,629	-14.53
ISRAEL	216,530	246,896	14.02	394,123	576,458	46.26
KUWAIT	223,406	460,186	105.99	286,664	645,197	125.07
JORDAN	21,273	35,805	68.31	75,602	168,423	122.78
LEBANON	96,092	112,449	17.02	297,532	255,702	-14.06
YEMEN	36,496	54,970	50.62	63,791	57,451	-9.94
OMAN	103,184	34,384	-66.68	116,759	68,896	-40.99
SYRIA ARAB REPUBLIC	68,630	8,664	-87.38	90,160	46,779	-48.12
TURKEY	394,282	549,004	39.24	1,718,177	2,285,291	33.01
UNITED ARAB EMIRATES	6,076,714	4,071,280	-33.00	5,087,911	3,800,772	-25.30
QATAR	44,280	49,016	10.70	71,710	85,090	18.66
BAHRAIN	43,741	62,990	44.01	134,450	161,396	20.04
CYPRUS	58,859	39,400	-33.06	283,596	165,714	-41.57
EGYPT	95,412	102,201	7.12	176,692	222,032	25.66
LIBYAN ARAB JAMAHIRIYA	188,485	91,892	-51.25	214,580	105,209	-50.97
MOROCCO	51,507	71,554	38.92	107,967	189,584	75.59
TUNISIA	19,760	9,356	-52.65	112,105	49,178	-56.13
ALGERIA	54,931	2,029	-96.31	75,341	3,928	-94.79
NAMIBIA	54,296	70,674	30.16	59,748	54,850	-8.20
ETHIOPIA	4,998	45,109	802.54	7,963	45,968	477.27
TANZANIA, UNITED REPUBLIC OF	118,719	226,061	90.42	107,864	212,207	96.74
MADAGASCAR	9,301	2,851	-69.35	5,903	4,697	-20.43
KENYA	76,943	48,620	-36.81	98,069	45,759	-53.34
REUNION	189,832	251,949	32.72	334,358	411,757	23.15
MOZAMBIQUE	37,090	10,037	-72.94	90,567	24,879	-72.53
TOGO	25,106	0	-100.00	16,169	0	-100.00
GHANA	51,838	0	-100.00	94,670	0	-100.00
GUINEA	20,546	0	-100.00	39,778	0	-100.00
ANGOLA	321,892	137,001	-57.44	353,164	114,616	-67.55
CONGO	0	24,437	-	0	34,594	-
CAMEROON	0	53	-	0	153	-
NIGERIA	26,328	1,855	-92.95	32,448	2,299	-92.91
GABON	4,400	5,499	24.98	8,411	11,145	32.51

TABEL 5. PERKEMBANGAN EKSPOR INDONESIA MENURUT KOMODITI DAN NEGARA TUJUAN

JENIS BARANG	BERAT BERSIH (KG)		PERUB	NILAI FOB (US \$)		PERUB
	JAN-FEB 2009	JAN-FEB 2010	%	JAN-FEB 2009	JAN-FEB 2010	%
	(1)	(2)	(3)	(4)	(5)	(6)
SENEGAL	4,160	4,226	1.59	2,168	43,530	1,907.84
BENIN	224,506	0	-100.00	310,816	0	-100.00
U.S. VIRGIN ISLANDS	27,226	0	-100.00	68,868	0	-100.00
SEYCHELLES	26,765	33,936	26.79	62,963	106,962	69.88
UGANDA	0	4,484	-	0	12,612	-
DJIBOUTI	317,078	98,777	-68.85	199,945	42,725	-78.63
SAO TOME AND PRINCIPE	563	0	-100.00	200	0	-100.00
SOUTH AFRICA	400,437	588,693	47.01	871,746	990,213	13.59
ZAMBIA	10,525	0	-100.00	10,010	0	-100.00
MAURITIUS	79,480	87,451	10.03	276,568	207,603	-24.94
RWANDA	39,382	0	-100.00	49,092	0	-100.00
VIRGIN ISLANDS (BRITISH)	1,645	0	-100.00	6,367	0	-100.00
AUSTRALIA	3,053,145	3,808,110	24.73	5,774,398	8,300,385	43.74
NEW ZEALAND	199,541	289,128	44.90	392,027	472,138	20.44
GUAM	7,712	4,123	-46.54	11,792	3,406	-71.12
NEW CALEDONIA	80,536	76,980	-4.42	127,649	183,727	43.93
SAINT VINCENT AND THE GREN/	31,528	4,939	-84.33	19,643	19,264	-1.93
VANUATU	14,493	6,619	-54.33	29,664	5,718	-80.72
WALLIS AND FUTUNA ISLANDS	8,783	7,483	-14.80	11,500	9,912	-13.81
AMERICAN SAMOA	0	134	-	0	425	-
COOK ISLANDS	0	9,157	-	0	21,339	-
FIJI	95,573	27,280	-71.46	757,155	29,979	-96.04
TONGA	0	4,341	-	0	11,489	-
EAST TIMOR	4,655	180,317	3,773.62	13,778	196,866	1,328.84
UNITED STATES	20,940,477	24,376,636	16.41	71,388,458	79,186,824	10.92
CANADA	1,098,003	1,537,909	40.06	3,658,038	4,603,257	25.84
MEXICO	71,025	106,170	49.48	212,879	418,221	96.46
GUATEMALA	2,202	19,656	792.64	19,940	47,043	135.92
NICARAGUA	0	1,355	-	0	2,968	-
PANAMA	51,277	19,261	-62.44	74,548	37,273	-50.00
SURINAME	10,354	34,837	236.46	22,834	58,915	158.01
CHILE	10,423	24,745	137.41	10,388	58,234	460.59
VENEZUELA	12,999	6,339	-51.23	28,828	10,572	-63.33
ARGENTINA	181,618	165,895	-8.66	399,636	229,834	-42.49
BRAZIL	39,181	48,417	23.57	60,569	141,706	133.96
COLOMBIA	18,230	54,134	196.95	42,658	61,452	44.06
URUGUAY	7,261	3,249	-55.25	6,333	18,118	186.09
ECUADOR	4,246	0	-100.00	7,225	0	-100.00
PERU	5,794	6,549	13.03	5,004	20,122	302.12
TRINIDAD AND TOBAGO	295	0	-100.00	356	0	-100.00
BAHAMAS	3,350	7,498	123.82	16,123	8,881	-44.92
JAMAICA	16,884	55,075	226.20	26,478	251,285	849.03
PUERTO RICO	148,380	129,744	-12.56	298,527	303,454	1.65
BELIZE	530	0	-100.00	5,292	0	-100.00
DOMINICAN REPUBLIC	46,325	75,347	62.65	118,771	161,170	35.70
COSTA RICA	11,292	24,261	114.85	16,247	34,138	110.12
HAITI	11,272	0	-100.00	25,457	0	-100.00
BARBADOS	8,954	0	-100.00	13,924	0	-100.00
ANTIGUA AND BARBUDA	31,975	0	-100.00	44,167	0	-100.00
ANGUILLA	0	615	-	0	1,949	-
ARUBA	16,752	8,087	-51.73	44,118	11,799	-73.26
BERMUDA	258	4,188	1,523.26	757	17,355	2,192.60
CAYMAN ISLANDS	7,431	0	-100.00	11,391	0	-100.00
DOMINICA	19,214	5,685	-70.41	42,340	11,942	-71.79
FRENCH GUIANA	0	23,281	-	0	56,822	-
FRENCH POLYNESIA	81,215	59,852	-26.30	166,456	125,864	-24.39
GRENADA	8,000	3,200	-60.00	27,756	4,943	-82.19
MARTINIQUE	51,651	68,292	32.22	97,009	170,464	75.72
NETHERLANDS ANTILLES	78,812	14,222	-81.95	235,407	40,129	-82.95
TURKS AND CAICOS ISLANDS	3,000	0	-100.00	4,500	0	-100.00
GUADELOUPE	35,495	108,844	206.65	92,637	218,548	135.92
UNITED KINGDOM	3,791,906	17,825,168	370.08	10,652,265	61,589,578	478.18
NETHERLANDS	5,942,559	6,230,829	4.85	18,808,220	18,846,322	0.20
FRANCE	4,746,054	38,646,035	714.28	14,864,504	102,483,413	589.45
GERMANY, FED. REP. OF	3,639,222	4,578,435	25.81	12,494,390	13,642,213	9.19
AUSTRIA	62,544	109,131	74.49	210,919	409,894	94.34
BELGIUM	3,199,742	3,529,378	10.30	11,094,239	12,286,319	10.75
SWITZERLAND	75,520	366,673	385.53	502,512	680,674	35.45
DENMARK	664,796	822,827	23.77	3,083,478	2,840,218	-7.89
NORWAY	407,014	308,474	-24.21	1,446,644	1,327,694	-8.22
SWEDEN	460,151	558,474	21.37	1,582,758	1,840,789	16.30
FINLAND	181,755	162,983	-10.33	717,911	703,348	-2.03
IRELAND	220,571	170,689	-22.61	658,296	482,349	-26.73
ITALY	2,733,687	2,279,394	-16.62	9,533,182	8,430,906	-11.56
SPAIN	1,930,866	2,232,139	15.60	5,287,953	5,769,112	9.10
PORTUGAL	423,732	374,658	-11.58	949,915	658,132	-30.72
ICELAND	5,197	0	-100.00	15,409	0	-100.00
GREECE	600,132	415,615	-30.75	1,791,810	1,244,840	-30.53

TABEL 5. PERKEMBANGAN EKSPOR INDONESIA MENURUT KOMODITI DAN NEGARA TUJUAN

JENIS BARANG	BERAT BERSIH (KG)		PERUB %	NILAI FOB (US \$)		PERUB %
	JAN-FEB 2009	JAN-FEB 2010		JAN-FEB 2009	JAN-FEB 2010	
	(1)	(2)	(3)	(4)	(5)	(6)
DEMOCRATIC REPUBLIC OF THE	31,502	63,180	100.56	31,471	95,797	204.40
HUNGARY	7,242	15,102	108.53	20,315	27,895	37.31
POLAND	218,840	203,713	-6.91	581,183	528,267	-9.10
ROMANIA	77,996	9,693	-87.57	107,679	41,216	-61.72
BULGARIA	71,269	24,070	-66.23	122,442	61,339	-49.90
YUGOSLAVIA	9,519	0	-100.00	14,246	0	-100.00
ALBANIA	9,512	0	-100.00	4,120	0	-100.00
KAZAKHSTAN	186	2,635	1,316.67	450	13,432	2,884.89
UKRAINE	72,701	34,171	-53.00	232,194	151,096	-34.93
LITHUANIA	23,885	7,450	-68.81	135,810	14,666	-89.20
LATVIA	127,176	162,817	28.02	378,186	251,310	-33.55
ESTONIA	23,495	24,808	5.59	69,998	63,370	-9.47
GEORGIA	0	5,324	-	0	26,210	-
CROATIA	60,980	32,446	-46.79	152,671	122,708	-19.63
MALTA	15,354	21,475	39.87	21,054	48,013	128.05
SLOVAKIA	36,790	51,265	39.34	122,363	145,227	18.69
SLOVENIA	56,510	111,574	97.44	127,202	335,966	164.12
CZECH REPUBLIC	99,482	174,089	75.00	333,046	515,351	54.74
RUSSIA FEDERATION	184,242	160,654	-12.80	673,209	791,146	17.52
-AN ORGANIK	128,911,202	200,326,588	55.40	27,706,289	56,733,819	104.77
JAPAN	8,554,569	34,046,074	297.99	2,457,698	9,970,769	305.70
HONG KONG	20,443	239,225	1,070.20	2,787	116,825	4,091.78
KOREA, REPUBLIC OF	31,064,624	50,218,588	61.66	2,690,824	13,775,652	411.95
TAIWAN	10,274,299	35,477,552	245.30	986,445	10,121,634	926.07
CHINA	4,394,270	15,631,024	255.71	825,603	4,685,375	467.51
PAPUA NEW GUINEA	25,000	0	-100.00	4,050	0	-100.00
THAILAND	5,588,157	11,580,052	107.22	1,108,929	3,744,676	237.68
SINGAPORE	4,459,481	9,410,806	111.03	2,021,339	1,964,851	-2.79
PHILIPPINES	7,843,887	5,425,927	-30.83	1,687,908	793,193	-53.01
MALAYSIA	4,413,911	8,340,164	88.95	1,257,964	2,199,223	74.82
BRUNEI DARUSSALAM	3,000,000	0	-100.00	780,525	0	-100.00
VIET NAM	1,707,379	10,992,786	543.84	780,911	3,676,715	370.82
MALDIVES	1,677	0	-100.00	757	0	-100.00
INDIA	29,177,985	5,452,186	-81.31	7,449,800	1,897,896	-74.52
PAKISTAN	697,801	118,926	-82.96	283,638	59,568	-79.00
BANGLADESH	4,772,757	3,603,110	-24.51	1,049,709	502,140	-52.16
SRI LANKA	1,208,600	1,082,798	-10.41	255,616	302,884	18.49
LEBANON	8,500	4,500	-47.06	17,475	10,450	-40.20
OMAN	200,000	0	-100.00	15,400	0	-100.00
TURKEY	0	2,340	-	0	40,370	-
UNITED ARAB EMIRATES	81,311	0	-100.00	335,878	0	-100.00
BAHRAIN	75,000	547,200	629.60	5,400	656,000	12,048.15
SUDAN	42,900	0	-100.00	9,953	0	-100.00
TANZANIA, UNITED REPUBLIC OF	92,000	250,000	171.74	45,200	15,960	-64.69
MADAGASCAR	134,399	0	-100.00	34,714	0	-100.00
KENYA	1,080,000	3,165,000	193.06	96,470	206,865	114.43
CAMEROON	0	120,000	-	0	17,208	-
NIGERIA	11,091	156,828	1,314.01	9,750	189,410	1,842.67
GABON	0	24,000	-	0	3,442	-
COTE D'IVOIRE	0	96,000	-	0	13,757	-
SOUTH AFRICA	27,720	67,200	142.42	50,110	87,892	75.40
ZAMBIA	18,000	0	-100.00	4,938	0	-100.00
MAURITIUS	355,144	441,399	24.29	37,428	60,618	61.96
AUSTRALIA	8,270,338	1,308,204	-84.18	2,796,587	625,389	-77.64
NEW ZEALAND	267,578	48,300	-81.95	226,491	17,898	-92.10
NEW CALEDONIA	8	0	-100.00	145	0	-100.00
FIJI	25,000	0	-100.00	4,050	0	-100.00
EAST TIMOR	14,105	8,841	-37.32	10,378	5,411	-47.86
UNITED STATES	162,215	799,424	392.82	85,268	192,157	125.36
CANADA	0	120,000	-	0	112,875	-
MEXICO	5,250	147,000	2,700.00	4,167	128,248	2,977.71
SURINAME	0	214	-	0	660	-
UNITED KINGDOM	569,818	102,018	-82.10	101,432	41,890	-58.70
NETHERLANDS	25	88,000	351,900.00	150	36,300	24,100.00
FRANCE	0	87,000	-	0	35,787	-
GERMANY, FED. REP. OF	0	80,778	-	0	20,359	-
BELGIUM	0	123,120	-	0	55,323	-
DENMARK	20,000	20,000	0.00	10,500	9,000	-14.29
FINLAND	0	100,000	-	0	35,550	-
IRELAND	0	20	-	0	9,404	-
ITALY	126,000	200,000	58.73	64,948	72,108	11.02
SPAIN	84,000	148,000	76.19	46,046	60,560	31.52
DEMOCRATIC REPUBLIC OF THE	0	360,000	-	0	50,496	-
KAZAKHSTAN	15,960	31,984	100.40	34,600	71,351	106.22
SLOVAKIA	20,000	0	-100.00	14,308	0	-100.00
RUSSIA FEDERATION	0	60,000	-	0	39,680	-

TABEL 5. PERKEMBANGAN EKSPOR INDONESIA MENURUT KOMODITI DAN NEGARA TUJUAN

JENIS BARANG	BERAT BERSIH (KG)		PERUB	NILAI FOB (US \$)		PERUB
	JAN-FEB 2009	JAN-FEB 2010	%	JAN-FEB 2009	JAN-FEB 2010	%
	(1)	(2)	(3)	(4)	(5)	(6)
-ORGANIK	272,163,394	418,426,846	53.74	177,033,656	410,214,251	131.72
JAPAN	22,451,068	21,508,092	-4.20	18,361,952	22,246,524	21.16
HONG KONG	186,509	749,693	301.96	382,960	1,434,704	274.64
KOREA, DEMOCRATIC PEOPLE'S	59,588	0	-100.00	98,319	0	-100.00
KOREA, REPUBLIC OF	5,536,527	12,561,316	126.88	6,135,078	14,740,187	140.26
TAIWAN	8,898,654	27,688,780	211.16	3,177,793	19,895,557	526.08
CHINA	85,757,748	107,312,066	25.13	42,061,410	110,630,116	163.02
PAPUA NEW GUINEA	2,012	14,199	605.72	1,194	30,425	2,448.16
THAILAND	38,200,315	38,914,122	1.87	19,631,826	31,056,854	58.20
SINGAPORE	714,303	46,030,410	6,344.10	2,296,641	40,912,749	1,681.42
PHILIPPINES	4,699,881	11,312,141	140.69	5,468,289	8,499,797	55.44
MALAYSIA	43,104,866	53,132,861	23.26	13,952,656	41,900,680	200.31
MYANMAR (FORM. BURMA)	44,089	668,128	1,415.41	78,063	453,866	481.41
CAMBODIA	152,000	116,979	-23.04	241,680	202,525	-16.20
BRUNEI DARUSSALAM	8,611	12,130	40.87	34,560	43,586	26.12
VIET NAM	12,220,910	6,069,843	-50.33	7,847,392	6,580,746	-16.14
MALDIVES	0	750	-	0	6,697	-
INDIA	7,336,177	29,393,812	300.67	6,135,299	31,183,852	408.27
PAKISTAN	1,079,414	1,063,673	-1.46	1,564,659	2,282,840	45.90
BANGLADESH	366,040	908,495	148.20	305,137	811,586	165.97
SRI LANKA	440,477	602,437	36.77	788,644	1,095,278	38.88
AFGHANISTAN	0	11,487	-	0	31,378	-
IRAN (ISLAMIC REPUBLIC OF)	702,100	883,116	25.78	581,978	1,093,770	87.94
SAUDI ARABIA	1,770,897	3,439,038	94.20	1,373,316	3,908,743	184.62
ISRAEL	450,325	481,390	6.90	540,871	816,654	60.99
KUWAIT	5,251	2,276	-56.66	25,493	14,190	-44.34
JORDAN	129,220	2,749	-97.87	107,338	11,526	-89.26
LEBANON	52,500	0	-100.00	64,778	0	-100.00
YEMEN	0	21,215	-	0	18,720	-
OMAN	0	5	-	0	1,921	-
SYRIA ARAB REPUBLIC	409,284	357,783	-12.58	363,969	341,775	-6.10
TURKEY	594,303	541,441	-8.89	744,576	1,170,718	57.23
UNITED ARAB EMIRATES	314,002	29,772	-90.52	248,617	115,809	-53.42
EGYPT	1,402,832	1,122,167	-20.01	824,730	828,393	0.44
LIBYAN ARAB JAMAHIRIYA	407	16,884	4,048.40	229	39,828	17,292.14
MOROCCO	21,600	141,600	555.56	9,791	221,220	2,159.42
ALGERIA	253,500	0	-100.00	121,680	0	-100.00
SUDAN	60,000	204,000	240.00	28,275	105,150	271.88
TANZANIA, UNITED REPUBLIC OF	146,400	0	-100.00	62,812	0	-100.00
MADAGASCAR	47,669	0	-100.00	81,083	0	-100.00
KENYA	60,635	159,915	163.73	131,917	194,525	47.46
MOZAMBIQUE	20,000	44,000	120.00	9,600	24,200	152.08
GHANA	146,375	137,430	-6.11	91,935	117,113	27.39
ANGOLA	0	1,620,000	-	0	980,100	-
CAMEROON	246,400	0	-100.00	114,496	0	-100.00
NIGERIA	2,642,303	2,798,385	5.91	1,680,285	2,029,013	20.75
COTE D'IVOIRE	24,000	51,600	115.00	214,229	527,425	146.20
SENEGAL	21,600	0	-100.00	9,972	0	-100.00
UGANDA	0	200	-	0	21,194	-
DJIBOUTI	40,900	242,900	493.89	25,140	146,108	481.18
SOUTH AFRICA	800,439	1,570,628	96.22	721,212	1,552,262	115.23
MALAWI	104,000	40,000	-61.54	52,500	19,400	-63.05
MAURITIUS	80,000	0	-100.00	36,800	0	-100.00
AUSTRALIA	3,051,465	8,547,894	180.12	3,382,058	5,615,291	66.03
NEW ZEALAND	427,206	653,801	53.04	446,095	1,032,586	131.47
NEW CALEDONIA	11	99	800.00	207	57	-72.46
SAMOA	40,000	0	-100.00	16,800	0	-100.00
EAST TIMOR	19,000	943	-95.04	5,852	1,221	-79.14
UNITED STATES	6,793,204	12,137,431	78.67	8,058,875	16,368,715	103.11
CANADA	1,170,401	926,982	-20.80	1,158,396	1,080,780	-6.70
MEXICO	164,615	142,448	-13.47	212,126	277,970	31.04
GUATEMALA	20,779	0	-100.00	9,479	0	-100.00
HONDURAS	0	21,600	-	0	10,160	-
NICARAGUA	0	20,000	-	0	10,200	-
SURINAME	0	25	-	0	78	-
CHILE	25,200	66,000	161.90	16,244	42,454	161.35
VENEZUELA	21,600	4,000	-81.48	11,317	67,224	494.01
ARGENTINA	263,496	647,643	145.79	215,571	532,833	147.17
BRAZIL	578,891	1,129,782	95.16	721,696	1,644,678	127.89
COLOMBIA	204,399	343,140	67.88	169,842	234,469	38.05
URUGUAY	500	16,800	3,260.00	128,250	20,617	-83.92
PERU	20,006	108,700	443.34	40,501	233,046	475.41
JAMAICA	11,999	0	-100.00	14,091	0	-100.00
DOMINICAN REPUBLIC	20,000	21,600	8.00	38,650	8,948	-76.85
UNITED KINGDOM	698,314	1,093,731	56.62	996,621	1,603,682	60.91
NETHERLANDS	4,190,962	4,418,988	5.44	6,759,234	7,406,073	9.57
FRANCE	492,814	473,943	-3.83	358,233	786,956	119.68
GERMANY, FED. REP. OF	2,841,538	2,469,797	-13.08	4,900,157	4,246,954	-13.33

TABEL 5. PERKEMBANGAN EKSPOR INDONESIA MENURUT KOMODITI DAN NEGARA TUJUAN

JENIS BARANG	BERAT BERSIH (KG)		PERUB	NILAI FOB (US \$)		PERUB
	JAN-FEB 2009	JAN-FEB 2010	%	JAN-FEB 2009	JAN-FEB 2010	%
	(1)	(2)	(3)	(4)	(5)	(6)
AUSTRIA	0	10	-	0	1,400	-
BELGIUM	3,219,027	2,248,520	-30.15	5,731,486	5,398,950	-5.80
SWITZERLAND	6,202	18,150	192.65	70,142	35,028	-50.06
DENMARK	315,020	575,815	82.79	239,510	578,263	141.44
NORWAY	41,310	42,900	3.85	22,720	62,618	175.61
SWEDEN	224,000	567,499	153.35	332,802	852,645	156.20
FINLAND	405,000	176,500	-56.42	637,731	294,393	-53.84
IRELAND	96,390	182,500	89.33	144,585	266,753	84.50
ITALY	1,509,905	962,427	-36.26	1,458,232	1,268,989	-12.98
SPAIN	2,219,098	4,018,030	81.07	2,156,598	4,499,643	108.65
PORTUGAL	0	17,500	-	0	38,296	-
GREECE	22,541	378,000	1,576.94	26,705	397,539	1,388.63
DEMOCRATIC REPUBLIC OF THE	400	0	-100.00	46,480	0	-100.00
HUNGARY	29,403	29,400	-0.01	73,414	73,004	-0.56
POLAND	319,500	1,278,500	300.16	490,978	1,952,824	297.74
ROMANIA	35,000	87,500	150.00	50,303	128,196	154.85
BULGARIA	10,587	38,653	265.10	7,754	34,461	344.43
BELARUS	19,980	0	-100.00	10,989	0	-100.00
UKRAINE	297,500	994,400	234.25	422,649	2,022,364	378.50
LITHUANIA	34,000	35,000	2.94	45,932	63,166	37.52
SLOVENIA	35,500	191,498	439.43	72,130	316,036	338.15
CZECH REPUBLIC	85,000	67,000	-21.18	80,323	98,482	22.61
RUSSIA FEDERATION	375,500	1,291,789	244.02	420,724	2,266,505	438.72
-LAINNYA	21,689,266	48,848,318	125.22	7,973,588	36,492,066	357.66
JAPAN	0	4,790	-	0	7,938	-
HONG KONG	419	0	-100.00	1,714	0	-100.00
KOREA, REPUBLIC OF	5,991,098	43,141,568	620.09	1,628,570	33,568,442	1,961.22
TAIWAN	892	416	-53.36	4,026	1,664	-58.67
CHINA	19,294	166,556	763.25	23,133	184,487	697.51
PAPUA NEW GUINEA	0	57	-	0	480	-
THAILAND	57,444	152,718	165.86	66,836	171,270	156.25
SINGAPORE	15,272,759	3,304,398	-78.36	5,864,663	1,468,131	-74.97
PHILIPPINES	299,281	98,058	-67.24	309,142	183,040	-40.79
MALAYSIA	11,945	1,939,551	16,137.35	20,086	808,266	3,924.03
VIET NAM	1,248	1,319	5.69	6,240	6,584	5.51
INDIA	1,337	624	-53.33	1,885	3,120	65.52
BANGLADESH	0	650	-	0	11,874	-
SRI LANKA	0	586	-	0	2,080	-
IRAN (ISLAMIC REPUBLIC OF)	58	0	-100.00	5	0	-100.00
JORDAN	13,816	0	-100.00	12,232	0	-100.00
LEBANON	14,475	0	-100.00	28,053	0	-100.00
YEMEN	0	20,981	-	0	47,353	-
UNITED ARAB EMIRATES	5,003	0	-100.00	6,276	0	-100.00
AUSTRALIA	154	16,000	10,289.61	708	27,200	3,741.81
EAST TIMOR	0	2	-	0	13	-
UNITED KINGDOM	0	4	-	0	2	-
NETHERLANDS	28	28	0.00	14	106	657.14
GERMANY, FED. REP. OF	15	12	-20.00	5	16	220.00
PUPUK	31,755,399	74,268,172	133.88	14,105,043	21,598,132	53.12
JAPAN	4,950,431	5,140,428	3.84	751,868	754,651	0.37
HONG KONG	285	313	9.82	383	674	75.98
KOREA, REPUBLIC OF	0	113,600	-	0	18,846	-
TAIWAN	264,524	102,448	-61.27	50,663	21,545	-57.47
CHINA	20,100	0	-100.00	1,302	0	-100.00
THAILAND	18,000	15,472,100	85,856.11	16,524	4,429,641	26,707.32
SINGAPORE	750,174	142,430	-81.01	302,543	33,662	-88.87
PHILIPPINES	219,998	33,155,947	14,971.02	45,210	9,694,084	21,342.34
MALAYSIA	19,976,359	6,539,449	-67.26	10,237,633	2,711,517	-73.51
BRUNEI DARUSSALAM	0	540,550	-	0	281,614	-
VIET NAM	2,000,000	10,297,234	414.86	1,220,000	2,857,481	134.22
INDIA	500,000	0	-100.00	475,000	0	-100.00
BANGLADESH	0	20,000	-	0	21,108	-
SRI LANKA	0	20,000	-	0	7,650	-
OMAN	173,250	0	-100.00	16,800	0	-100.00
MADAGASCAR	0	25,000	-	0	8,775	-
KENYA	459,999	0	-100.00	276,000	0	-100.00
AUSTRALIA	1,670,499	1,864,000	11.58	451,636	533,532	18.13
NEW ZEALAND	325,000	694,998	113.85	93,500	127,517	36.38
EAST TIMOR	60,000	0	-100.00	36,036	0	-100.00
UNITED STATES	19,800	39,675	100.38	7,524	12,835	70.59
BRAZIL	0	100,000	-	0	83,000	-
NETHERLANDS	57,450	0	-100.00	35,760	0	-100.00
LUXEMBOURG	1,000	0	-100.00	157	0	-100.00
IRELAND	264,000	0	-100.00	72,600	0	-100.00
MALTA	24,530	0	-100.00	13,904	0	-100.00

TABEL 5. PERKEMBANGAN EKSPOR INDONESIA MENURUT KOMODITI DAN NEGARA TUJUAN

JENIS BARANG	BERAT BERSIH (KG)		PERUB %	NILAI FOB (US \$)		PERUB %
	JAN-FEB 2009	JAN-FEB 2010		JAN-FEB 2009	JAN-FEB 2010	
	(1)	(2)	(3)	(4)	(5)	(6)
PRODUK PHARMASI	1,327,638	2,230,167	67.98	28,027,513	45,696,604	63.04
JAPAN	23,022	52,572	128.36	3,070,631	5,398,668	75.82
HONG KONG	26,839	27,536	2.60	591,758	435,516	-26.40
KOREA, REPUBLIC OF	18,058	40,206	122.65	3,946,489	9,783,987	147.92
TAIWAN	3,770	8,974	138.04	26,018	208,683	702.07
CHINA	8,907	17,526	96.77	124,650	261,985	110.18
MONGOLIA	161	15,693	9,647.20	35,372	21,250	-39.92
MACAU	27,617	0	-100.00	1,310	0	-100.00
PAPUA NEW GUINEA	127	2	-98.43	529	39	-92.63
THAILAND	230,372	257,738	11.88	2,933,160	2,571,376	-12.33
SINGAPORE	74,001	100,057	35.21	796,323	913,584	14.73
PHILIPPINES	141,622	263,304	85.92	3,019,441	4,398,981	45.69
MALAYSIA	126,292	150,181	18.92	605,380	750,148	23.91
MYANMAR (FORM. BURMA)	115,077	171,220	48.79	982,745	999,711	1.73
CAMBODIA	23,101	23,775	2.92	460,635	479,370	4.07
BRUNEI DARUSSALAM	968	29	-97.00	12,728	134	-98.95
LAO PEOPLE'S DEMOCRATIC RE	0	10	-	0	10	-
NEPAL	1,869	988	-47.14	20,940	109,661	423.69
VIET NAM	23,401	61,529	162.93	944,359	1,669,041	76.74
MALDIVES	30	168	460.00	3,180	300	-90.57
INDIA	1,141	2,587	126.73	4,081,195	7,617,335	86.64
PAKISTAN	4,409	6,723	52.48	173,307	53,687	-69.02
BANGLADESH	0	463	-	0	20,193	-
SRI LANKA	89,305	381,604	327.30	577,262	865,263	49.89
AFGHANISTAN	0	24,605	-	0	106,639	-
SAUDI ARABIA	720	2,314	221.39	572	970	69.58
KUWAIT	0	7	-	0	20	-
YEMEN	0	2,274	-	0	24,284	-
SYRIA ARAB REPUBLIC	759	0	-100.00	33,733	0	-100.00
UNITED ARAB EMIRATES	0	6,488	-	0	41,776	-
QATAR	1,537	1,920	24.92	17,900	133,170	643.97
EGYPT	32,089	0	-100.00	21,887	0	-100.00
ALGERIA	872	0	-100.00	227,300	0	-100.00
ERITREA	1,131	0	-100.00	68,202	0	-100.00
ETHIOPIA	0	123	-	0	4,620	-
MADAGASCAR	0	1,528	-	0	105,300	-
KENYA	0	1,476	-	0	79,833	-
TOGO	7,905	14,361	81.67	66,090	163,640	147.60
LIBERIA	0	894	-	0	189,810	-
CAMEROON	0	2,005	-	0	122,217	-
NIGERIA	90,086	237,437	163.57	1,221,011	2,119,208	73.56
SIERRA LEONE	0	333	-	0	20,077	-
COTE D'IVOIRE	21,429	15,077	-29.64	984,356	159,591	-83.79
SENEGAL	3,491	2,250	-35.55	35,376	41,931	18.53
MAURITANIA	0	395	-	0	83,448	-
MALI	0	3,631	-	0	773,376	-
BENIN	17,012	1,771	-89.59	69,622	376,200	440.35
BURKINA FASO	0	2,843	-	0	604,200	-
DJIBOUTI	4,469	0	-100.00	24,863	0	-100.00
SOUTH AFRICA	0	4,794	-	0	109,778	-
ZAMBIA	1,601	0	-100.00	86,520	0	-100.00
AUSTRALIA	119,841	126,983	5.96	1,990,440	1,796,908	-9.72
NEW ZEALAND	10,005	3,319	-66.83	119,603	42,852	-64.17
NORTHERN MARIANA ISLANDS	0	206	-	0	731	-
FIJI	395	728	84.30	1,485	1,518	2.22
SAMOA	1,401	0	-100.00	976	0	-100.00
EAST TIMOR	3,630	38,266	954.16	7,886	45,715	479.70
UNITED STATES	38,861	26,410	-32.04	29,344	19,719	-32.80
PANAMA	0	222	-	0	94,922	-
SURINAME	0	3,709	-	0	10,850	-
BARBADOS	86	0	-100.00	144	0	-100.00
UNITED KINGDOM	2,189	3,290	50.30	79,593	439,741	452.49
NETHERLANDS	875	2,022	131.09	119,543	44,052	-63.15
FRANCE	149	680	356.38	12,191	54,327	345.63
GERMANY, FED. REP. OF	7,647	114,076	1,391.77	141,865	1,294,564	812.53
BELGIUM	0	383	-	0	7,440	-
SWITZERLAND	15,883	39	-99.75	59,026	103	-99.83
NORWAY	42	0	-100.00	60	0	-100.00
PORTUGAL	0	3	-	0	500	-
ROMANIA	1,279	340	-73.42	82,693	18,552	-77.57
TAJIKISTAN	358	0	-100.00	18,370	0	-100.00
UZBEKISTAN	1,807	0	-100.00	99,450	0	-100.00
RUSSIA FEDERATION	0	80	-	0	5,100	-
KULIT DAN BARANG DARI KULIT	1,383,190	1,888,642	36.54	27,648,998	27,310,342	-1.22
JAPAN	15,142	405,512	2,578.06	586,775	1,608,275	174.09
HONG KONG	264,690	399,988	51.12	4,684,328	5,987,805	27.83
KOREA, REPUBLIC OF	73,612	61,467	-16.50	739,541	1,018,448	37.71

TABEL 5. PERKEMBANGAN EKSPOR INDONESIA MENURUT KOMODITI DAN NEGARA TUJUAN

JENIS BARANG	BERAT BERSIH (KG)		PERUB %	NILAI FOB (US \$)		PERUB %
	JAN-FEB 2009	JAN-FEB 2010		JAN-FEB 2009	JAN-FEB 2010	
	(1)	(2)	(3)	(4)	(5)	(6)
TAIWAN	14,494	14,963	3.24	199,676	220,359	10.36
CHINA	221,356	115,167	-47.97	3,505,623	1,504,894	-57.07
MACAU	0	575	-	0	23,270	-
PAPUA NEW GUINEA	0	1,017	-	0	1,227	-
THAILAND	114,603	53,486	-53.33	1,455,314	847,451	-41.77
SINGAPORE	98,004	105,166	7.31	1,260,489	1,281,384	1.66
PHILIPPINES	2,589	527	-79.64	32,432	23,280	-28.22
MALAYSIA	200,514	66,867	-66.65	3,469,322	925,934	-73.31
CAMBODIA	0	18,617	-	0	320,242	-
BRUNEI DARUSSALAM	148	0	-100.00	1,795	0	-100.00
VIET NAM	49,861	57,719	15.76	1,129,585	1,324,672	17.27
MALDIVES	308	51	-83.44	11,415	1,260	-88.96
INDIA	26,224	121,649	363.88	714,342	1,180,163	65.21
PAKISTAN	274	0	-100.00	8,583	0	-100.00
SRI LANKA	2,432	8,115	233.68	104,178	106,898	2.61
IRAN (ISLAMIC REPUBLIC OF)	35	15,818	45,094.29	115	56,420	48,960.87
SAUDI ARABIA	88	0	-100.00	2,700	0	-100.00
SYRIA ARAB REPUBLIC	0	208	-	0	1,200	-
TURKEY	8,279	311	-96.24	37,662	2,674	-92.90
UNITED ARAB EMIRATES	142	220	54.93	2,653	13,456	407.20
QATAR	0	4,123	-	0	109,347	-
BAHRAIN	0	9	-	0	2,789	-
TANZANIA, UNITED REPUBLIC OF	4	0	-100.00	68	0	-100.00
MADAGASCAR	406	0	-100.00	1,453	0	-100.00
KENYA	14	0	-100.00	406	0	-100.00
REUNION	0	35	-	0	120	-
SENEGAL	3	0	-100.00	10	0	-100.00
SEYCHELLES	97	0	-100.00	105	0	-100.00
SOUTH AFRICA	0	4	-	0	110	-
AUSTRALIA	2,474	34,095	1,278.13	49,164	395,097	703.63
NEW ZEALAND	2,904	250	-91.39	61,776	2,774	-95.51
GUAM	41	0	-100.00	481	0	-100.00
NEW CALEDONIA	468	71	-84.83	2,315	292	-87.39
FIJI	823	0	-100.00	15,096	0	-100.00
EAST TIMOR	472	4,659	887.08	462	21,742	4,606.06
UNITED STATES	117,435	203,387	73.19	4,603,029	6,377,254	38.54
CANADA	856	2,095	144.74	36,546	64,945	77.71
MEXICO	648	979	51.08	9,216	45,221	390.68
PANAMA	4	2	-50.00	380	10	-97.37
VENEZUELA	0	28	-	0	25	-
BRAZIL	0	86	-	0	189	-
JAMAICA	21	52	147.62	50	156	212.00
HAITI	451	0	-100.00	868	0	-100.00
BARBADOS	0	6	-	0	70	-
BERMUDA	0	37	-	0	428	-
FRENCH POLYNESIA	141	0	-100.00	142	0	-100.00
NETHERLANDS ANTILLES	14	0	-100.00	16	0	-100.00
UNITED KINGDOM	7,313	8,017	9.63	102,948	51,003	-50.46
NETHERLANDS	9,130	66,541	628.82	161,330	463,687	187.42
FRANCE	7,624	3,926	-48.50	147,596	82,250	-44.27
GERMANY, FED. REP. OF	45,403	32,507	-28.40	1,631,675	981,933	-39.82
AUSTRIA	649	3,200	393.07	949	107,676	11,246.26
BELGIUM	74	27	-63.51	1,009	50	-95.04
SWITZERLAND	449	12	-97.33	10,078	404	-95.99
DENMARK	128	8,621	6,635.16	1,196	50,331	4,108.28
NORWAY	10,405	33	-99.68	164,219	168	-99.90
SWEDEN	90	114	26.67	6,714	5,313	-20.87
IRELAND	237	6	-97.47	306	398	30.07
ITALY	59,140	38,939	-34.16	2,303,604	1,795,506	-22.06
SPAIN	19,540	21,923	12.20	341,725	277,363	-18.83
PORTUGAL	175	5,337	2,949.71	326	13,067	3,908.28
GREECE	396	263	-33.59	3,473	5,724	64.81
HUNGARY	0	131	-	0	80	-
POLAND	640	0	-100.00	31,507	0	-100.00
ROMANIA	27	0	-100.00	109	0	-100.00
YUGOSLAVIA	1	0	-100.00	10	0	-100.00
CROATIA	1,698	84	-95.05	12,113	360	-97.03
SLOVENIA	0	1,600	-	0	5,148	-
KACA DAN BARANG DARI KACA	94,995,008	117,475,063	23.66	49,999,148	61,103,161	22.21
JAPAN	6,155,363	17,310,626	181.23	4,800,188	9,371,353	95.23
HONG KONG	235,180	519,690	120.98	202,359	293,307	44.94
KOREA, DEMOCRATIC PEOPLE'S	14,288	0	-100.00	10,319	0	-100.00
KOREA, REPUBLIC OF	8,206,118	10,892,622	32.74	2,237,964	3,585,256	60.20
TAIWAN	1,458,283	1,445,899	-0.85	690,512	943,784	36.68
CHINA	2,016,256	7,278,859	261.01	1,360,148	3,473,223	155.36
PAPUA NEW GUINEA	2,696,610	1,171,589	-56.55	1,593,264	685,703	-56.96
THAILAND	4,498,631	6,559,373	45.81	2,110,177	3,072,181	45.59

TABEL 5. PERKEMBANGAN EKSPOR INDONESIA MENURUT KOMODITI DAN NEGARA TUJUAN

JENIS BARANG	BERAT BERSIH (KG)		PERUB	NILAI FOB (US \$)		PERUB
	JAN-FEB 2009	JAN-FEB 2010	%	JAN-FEB 2009	JAN-FEB 2010	%
	(1)	(2)	(3)	(4)	(5)	(6)
SINGAPORE	1,878,412	2,153,483	14.64	2,129,730	1,858,122	-12.75
PHILIPPINES	6,868,789	10,034,567	46.09	2,705,740	4,186,859	54.74
MALAYSIA	8,865,909	8,739,612	-1.42	3,407,964	3,732,319	9.52
MYANMAR (FORM. BURMA)	730,530	842,141	15.28	193,277	293,802	52.01
CAMBODIA	94,384	195,360	106.98	28,399	104,467	267.85
BRUNEI DARUSSALAM	119,747	82,726	-30.92	44,547	30,694	-31.10
NEPAL	11,730	0	-100.00	11,520	0	-100.00
VIET NAM	5,558,070	8,526,999	53.42	2,240,220	3,560,384	58.93
MALDIVES	6,595	8,566	29.89	21,457	16,505	-23.08
INDIA	5,486,840	1,707,054	-68.89	2,710,413	1,539,628	-43.20
PAKISTAN	2,676,252	3,233,235	20.81	1,757,288	2,079,984	18.36
BANGLADESH	819,412	437,487	-46.61	346,228	277,104	-19.96
SRI LANKA	381,096	507,121	33.07	133,799	247,004	84.61
AFGHANISTAN	55,828	190,894	241.93	31,625	142,494	350.57
IRAQ	60,906	164,159	169.53	89,362	88,073	-1.44
IRAN (ISLAMIC REPUBLIC OF)	104,916	160,750	53.22	100,005	102,409	2.40
SAUDI ARABIA	425,122	356,085	-16.24	208,543	196,715	-5.67
ISRAEL	114,872	69,100	-39.85	73,100	37,401	-48.84
KUWAIT	367,775	50,137	-86.37	137,971	31,614	-77.09
JORDAN	1,503,212	673,865	-55.17	772,496	411,827	-46.69
LEBANON	46,566	65,874	41.46	22,147	27,131	22.50
YEMEN	623,533	719,156	15.34	382,871	416,847	8.87
OMAN	44,059	81,419	84.80	24,717	36,459	47.51
SYRIA ARAB REPUBLIC	946,080	69,532	-92.65	649,201	33,627	-94.82
TURKEY	471,703	2,178,693	361.88	329,166	1,403,706	326.44
UNITED ARAB EMIRATES	964,519	1,554,403	61.16	485,158	1,055,411	117.54
QATAR	176,162	142,608	-19.05	47,282	116,380	146.14
BAHRAIN	86,322	0	-100.00	27,088	0	-100.00
CYPRUS	10,020	166	-98.34	4,958	865	-82.55
EGYPT	3,439,036	3,318,043	-3.52	2,025,901	1,404,100	-30.69
LIBYAN ARAB JAMAHIRIYA	81,567	489,867	500.57	30,251	112,354	271.41
MOROCCO	25,352	144,328	469.30	21,226	91,033	328.87
TUNISIA	0	368,654	-	0	315,663	-
ALGERIA	405,536	2,193,153	440.80	183,821	954,241	419.11
SUDAN	364,573	448,016	22.89	247,034	199,611	-19.20
NAMIBIA	823	0	-100.00	570	0	-100.00
ETHIOPIA	139	0	-100.00	222	0	-100.00
TANZANIA, UNITED REPUBLIC OF	67,302	21,223	-68.47	30,296	11,504	-62.03
MADAGASCAR	1,082,213	526,516	-51.35	330,853	205,145	-38.00
KENYA	1,488,845	1,363,545	-8.42	340,439	375,723	10.36
REUNION	13,963	5,813	-58.37	47,582	11,237	-76.38
MOZAMBIQUE	54	24,895	46,001.85	72	13,874	19,169.44
GHANA	49,987	0	-100.00	31,340	0	-100.00
ANGOLA	545,671	24,639	-95.48	238,533	10,100	-95.77
CONGO	0	20,741	-	0	12,504	-
NIGERIA	265,626	336,594	26.72	98,895	172,113	74.04
GABON	100	0	-100.00	309	0	-100.00
COTE D'IVOIRE	82,010	42,021	-48.76	49,604	13,454	-72.88
SENEGAL	63,478	139,310	119.46	54,096	101,805	88.19
GAMBIA	0	33	-	0	5	-
U.S. VIRGIN ISLANDS	180	0	-100.00	6,035	0	-100.00
SEYCHELLES	14,898	3,155	-78.82	60,554	7,850	-87.04
DJIBOUTI	40,435	0	-100.00	25,056	0	-100.00
SOUTH AFRICA	1,152,612	2,556,929	121.84	627,472	1,485,013	136.67
ZIMBABWE	11,778	0	-100.00	5,964	0	-100.00
COMOROS	0	1,525	-	0	3,679	-
MAURITIUS	56,639	63,038	11.30	30,281	40,293	33.06
VIRGIN ISLANDS (BRITISH)	295	87	-70.51	1,139	319	-71.99
AUSTRALIA	6,732,951	5,940,309	-11.77	4,235,589	3,426,007	-19.11
NEW ZEALAND	2,521,005	2,058,484	-18.35	835,029	886,133	6.12
GUAM	516	61	-88.18	438	50	-88.58
NEW CALEDONIA	44,912	36,547	-18.63	21,113	22,288	5.57
SAINT VINCENT AND THE GREN/	23,144	23,099	-0.19	8,599	7,404	-13.90
VANUATU	2,863	14,260	398.08	3,001	7,961	165.28
AMERICAN SAMOA	0	535	-	0	1,689	-
COOK ISLANDS	83	341	310.84	943	796	-15.59
FIJI	62,959	20,556	-67.35	24,921	8,130	-67.38
SAMOA	0	8,772	-	0	5,996	-
SOLOMON ISLANDS	10,322	0	-100.00	5,976	0	-100.00
EAST TIMOR	156,977	106,146	-32.38	114,275	75,164	-34.23
UNITED STATES	1,822,578	1,916,848	5.17	1,347,823	2,075,620	54.00
CANADA	142,428	275,500	93.43	71,377	150,600	110.99
MEXICO	777,162	555,072	-28.58	463,412	305,866	-34.00
GUATEMALA	425,887	219,322	-48.50	151,699	122,655	-19.15
HONDURAS	0	160,622	-	0	53,274	-
NICARAGUA	0	4	-	0	9	-
PANAMA	230,075	360,492	56.68	153,011	221,979	45.07
CUBA	17,688	21,250	20.14	16,525	14,558	-11.90

TABEL 5. PERKEMBANGAN EKSPOR INDONESIA MENURUT KOMODITI DAN NEGARA TUJUAN

JENIS BARANG	BERAT BERSIH (KG)		PERUB %	NILAI FOB (US \$)		PERUB %
	JAN-FEB 2009	JAN-FEB 2010		JAN-FEB 2009	JAN-FEB 2010	
	(1)	(2)	(3)	(4)	(5)	(6)
SURINAME	17,264	11	-99.94	8,393	201	-97.61
CHILE	423,331	202,139	-52.25	286,260	152,211	-46.83
VENEZUELA	18,973	2,400	-87.35	59,844	15,759	-73.67
ARGENTINA	192,869	283,581	47.03	107,727	166,170	54.25
BRAZIL	1,155,927	935,159	-19.10	357,558	398,530	11.46
COLOMBIA	379,386	98,007	-74.17	199,094	69,692	-65.00
URUGUAY	10,865	0	-100.00	7,647	0	-100.00
PARAGUAY	17,085	38,313	124.25	11,885	20,899	75.84
ECUADOR	182,167	311,109	70.78	49,390	127,602	158.36
PERU	51,229	96,629	88.62	43,834	53,193	21.35
GUYANA	0	775	-	0	2,194	-
TRINIDAD AND TOBAGO	716,580	137,448	-80.82	273,808	41,853	-84.71
JAMAICA	64,384	84,379	31.06	25,904	31,610	22.03
PUERTO RICO	355,959	132,381	-62.81	219,485	79,715	-63.68
DOMINICAN REPUBLIC	139,030	23,860	-82.84	65,865	18,935	-71.25
EL SALVADOR	43,920	0	-100.00	15,839	0	-100.00
COSTA RICA	40,124	138	-99.66	18,640	62	-99.67
HAITI	245,845	0	-100.00	84,927	0	-100.00
BARBADOS	80,537	41,829	-48.06	40,365	51,137	26.69
ARUBA	21,433	540	-97.48	13,931	546	-96.08
CAPE VERDE	34,535	0	-100.00	15,781	0	-100.00
CAYMAN ISLANDS	0	66	-	0	72	-
DOMINICA	0	1,263	-	0	2,198	-
FRENCH GUIANA	410	811	97.80	1,003	808	-19.44
FRENCH POLYNESIA	1,043	966	-7.38	2,244	1,752	-21.93
MARTINIQUE	106	162	52.83	198	547	176.26
NETHERLANDS ANTILLES	1,572	5,808	269.47	6,305	51,793	721.46
SAINT LUCIA	46,459	0	-100.00	16,777	0	-100.00
GUADELOUPE	566	599	5.83	1,922	1,595	-17.01
SAINT KITTS AND NEVIS	0	231	-	0	519	-
UNITED KINGDOM	237,328	331,792	39.80	394,009	466,905	18.50
NETHERLANDS	481,759	269,505	-44.06	434,822	227,378	-47.71
FRANCE	266,356	52,703	-80.21	485,849	162,788	-66.49
GERMANY, FED. REP. OF	182,460	324,858	78.04	405,407	488,381	20.47
AUSTRIA	45	419	831.11	71	928	1,207.04
BELGIUM	13,220	15,608	18.06	47,987	42,653	-11.12
SWITZERLAND	883	6,759	665.46	3,986	40,580	918.06
DENMARK	45,194	15,221	-66.32	24,093	7,193	-70.14
NORWAY	1,915	793	-58.59	1,963	2,737	39.43
SWEDEN	17,098	2,357	-86.21	24,093	5,978	-75.19
FINLAND	279,579	772	-99.72	204,336	1,479	-99.28
IRELAND	539	1,864	245.83	963	6,338	558.15
ITALY	329,121	69,733	-78.81	231,416	171,682	-25.81
SPAIN	246,451	83,447	-66.14	192,500	174,703	-9.25
PORTUGAL	53,377	7,143	-86.62	31,777	9,609	-69.76
GREECE	110,563	294,982	166.80	70,795	123,801	74.87
DEMOCRATIC REPUBLIC OF THE HUNGARY	257	28,125	10,843.58	297	11,634	3,817.17
HUNGARY	21,322	1,409	-93.39	93,246	1,345	-98.56
POLAND	314,308	739,607	135.31	338,169	512,232	51.47
ROMANIA	117,930	38,475	-67.37	97,929	44,109	-54.96
BULGARIA	428,254	14,910	-96.52	131,752	10,224	-92.24
YUGOSLAVIA	87	0	-100.00	195	0	-100.00
AZERBAIJAN	3	0	-100.00	15	0	-100.00
KAZAKHSTAN	0	86,298	-	0	118,090	-
UKRAINE	208,212	242,688	16.56	360,155	325,085	-9.74
LITHUANIA	19,482	0	-100.00	26,855	0	-100.00
ESTONIA	351	0	-100.00	935	0	-100.00
GEORGIA	22,924	44,269	93.11	6,728	20,864	210.11
CROATIA	22,084	84,217	281.35	18,080	72,037	298.43
BOSNIA AND HERZEGOVINA	184,687	0	-100.00	151,320	0	-100.00
MALTA	80	39,519	49,298.75	660	21,436	3,147.88
SLOVENIA	1,292	34	-97.37	2,452	99	-95.96
CZECH REPUBLIC	22,352	16,996	-23.96	18,343	13,011	-29.07
RUSSIA FEDERATION	119,144	327,761	175.10	200,845	349,832	74.18
KERTAS DAN BARANG DARI KEI	684,974,409	704,119,820	2.80	508,657,973	592,877,595	16.56
JAPAN	65,718,803	82,114,959	24.95	63,732,837	75,398,247	18.30
HONG KONG	13,404,532	17,139,332	27.86	10,499,117	14,443,090	37.56
KOREA, REPUBLIC OF	14,893,554	15,984,139	7.32	12,651,643	14,063,786	11.16
TAIWAN	27,200,817	27,025,498	-0.64	14,153,327	16,699,735	17.99
CHINA	39,296,697	45,469,711	15.71	17,870,765	30,806,627	72.39
MONGOLIA	37,927	51,157	34.88	31,517	51,051	61.98
MACAU	53,771	748,545	1,292.10	38,973	365,814	838.63
PAPUA NEW GUINEA	601,468	419,358	-30.28	468,839	489,073	4.32
THAILAND	13,859,157	20,733,599	49.60	11,152,059	18,851,619	69.04
SINGAPORE	26,913,513	29,395,320	9.22	18,584,621	21,973,505	18.23
PHILIPPINES	23,519,427	16,604,091	-29.40	13,746,720	13,539,821	-1.51
MALAYSIA	58,144,584	68,453,364	17.73	35,661,267	54,594,558	53.09

TABEL 5. PERKEMBANGAN EKSPOR INDONESIA MENURUT KOMODITI DAN NEGARA TUJUAN

JENIS BARANG	BERAT BERSIH (KG)		PERUB	NILAI FOB (US \$)		PERUB
	JAN-FEB 2009	JAN-FEB 2010	%	JAN-FEB 2009	JAN-FEB 2010	%
	(1)	(2)	(3)	(4)	(5)	(6)
MYANMAR (FORM. BURMA)	4,667,888	10,119,571	116.79	2,911,516	6,172,053	111.99
CAMBODIA	2,838,357	2,146,328	-24.38	1,856,707	1,849,380	-0.39
BRUNEI DARUSSALAM	50,148	232,749	364.12	103,519	242,990	134.73
LAO PEOPLE'S DEMOCRATIC RE	0	32,307	-	0	20,392	-
NEPAL	0	102,799	-	0	83,143	-
VIET NAM	29,885,715	35,740,016	19.59	19,523,560	28,366,851	45.30
MALDIVES	117,073	80,677	-31.09	126,492	98,223	-22.35
INDIA	13,848,401	8,283,863	-40.18	11,020,105	7,560,862	-31.39
PAKISTAN	13,959,011	9,510,954	-31.87	9,306,521	8,370,258	-10.06
BANGLADESH	5,575,676	7,010,321	25.73	3,306,773	5,173,217	56.44
SRI LANKA	12,103,307	9,348,365	-22.76	7,815,737	6,144,861	-21.38
AFGHANISTAN	21,613	9	-99.96	137,468	27	-99.98
IRAN (ISLAMIC REPUBLIC OF)	21,559,598	10,507,828	-51.26	16,264,078	8,043,756	-50.54
SAUDI ARABIA	21,276,874	24,936,759	17.20	12,787,240	25,563,428	99.91
ISRAEL	1,644	314,208	19,012.41	1,393	238,917	17,051.26
KUWAIT	1,615,920	1,311,799	-18.82	1,646,878	1,416,761	-13.97
JORDAN	6,558,411	5,527,129	-15.72	4,827,491	4,670,975	-3.24
LEBANON	8,237,273	1,746,485	-78.80	4,330,013	1,682,273	-61.15
YEMEN	3,117,625	3,829,081	22.82	2,078,679	3,285,479	58.06
OMAN	1,522,584	856,834	-43.73	1,318,955	834,601	-36.72
SYRIA ARAB REPUBLIC	4,234,427	1,460,209	-65.52	3,008,077	1,120,696	-62.74
TURKEY	13,527,657	7,459,268	-44.86	8,172,536	6,042,465	-26.06
UNITED ARAB EMIRATES	22,533,134	31,571,242	40.11	16,965,894	28,250,602	66.51
QATAR	852,368	1,228,962	44.18	981,717	1,162,346	18.40
BAHRAIN	900,646	1,333,956	48.11	832,396	1,258,256	51.16
CYPRUS	1,015,039	1,804,211	77.75	817,840	1,503,328	83.82
EGYPT	8,490,036	4,800,528	-43.46	7,007,106	4,479,175	-36.08
LIBYAN ARAB JAMAHIRIYA	1,776,704	2,165,660	21.89	1,236,288	2,081,206	68.34
MOROCCO	200,699	16,905	-91.58	136,481	18,699	-86.30
TUNISIA	0	137,220	-	0	119,381	-
ALGERIA	0	17	-	0	1	-
SUDAN	2,604,559	2,047,054	-21.40	1,848,303	1,783,798	-3.49
NAMIBIA	71,726	44	-99.94	102,380	2	-100.00
ETHIOPIA	770,248	756,603	-1.77	306,591	392,935	28.16
TANZANIA, UNITED REPUBLIC OF	666,956	130,765	-80.39	548,101	175,507	-67.98
MADAGASCAR	189,781	271,921	43.28	135,534	282,195	108.21
SOMALIA	72,770	18,375	-74.75	73,584	22,048	-70.04
KENYA	2,567,566	1,700,829	-33.76	1,658,873	1,482,725	-10.62
REUNION	156,079	208,019	33.28	148,725	214,033	43.91
MOZAMBIQUE	258,141	512,518	98.54	290,566	529,009	82.06
TOGO	1,149,136	2,062,176	79.45	838,154	1,862,290	122.19
GHANA	3,044,262	1,990,253	-34.62	2,309,035	1,764,084	-23.60
LIBERIA	76,150	40,603	-46.68	56,241	46,980	-16.47
GUINEA	235,597	257,468	9.28	202,024	240,060	18.83
ANGOLA	132,094	342,173	159.04	132,027	249,507	88.98
CONGO	107,697	607,076	463.69	86,745	552,744	537.21
CAMEROON	1,136,664	931,733	-18.03	820,488	817,672	-0.34
NIGERIA	10,992,858	9,256,356	-15.80	7,446,160	7,893,203	6.00
SIERRA LEONE	276,475	98,785	-64.27	223,704	83,409	-62.71
GABON	150,254	90,017	-40.09	123,564	96,742	-21.71
COTE D'IVOIRE	1,080,571	400,879	-62.90	922,834	361,379	-60.84
SENEGAL	515,287	348,669	-32.33	381,051	361,614	-5.10
MAURITANIA	18,132	110,343	508.55	20,530	112,347	447.23
BENIN	1,531,670	588,004	-61.61	1,340,383	545,893	-59.27
BURKINA FASO	962	0	-100.00	2,190	0	-100.00
GAMBIA	20,997	97,638	365.01	15,269	82,212	438.42
SEYCHELLES	2,544	944	-62.89	6,225	1,780	-71.41
UGANDA	57,557	112,627	95.68	40,336	126,985	214.82
NIGER	0	16,368	-	0	14,082	-
DJIBOUTI	2,489,359	4,990,225	100.46	1,854,434	4,592,705	147.66
SAO TOME AND PRINCIPE	18,549	56,456	204.36	13,982	57,632	312.19
SWAZILAND	60	0	-100.00	825	0	-100.00
SOUTH AFRICA	8,776,288	10,850,164	23.63	6,559,589	8,605,814	31.19
ZIMBABWE	0	231,817	-	0	200,802	-
MALAWI	61,158	0	-100.00	51,738	0	-100.00
MAURITIUS	2,376,602	1,367,852	-42.45	1,456,805	1,185,180	-18.65
VIRGIN ISLANDS (BRITISH)	88,040	0	-100.00	45,080	0	-100.00
AUSTRALIA	25,002,115	28,670,313	14.67	24,218,534	24,472,920	1.05
NEW ZEALAND	4,646,845	7,871,852	69.40	4,509,834	5,463,932	21.16
GUAM	41,515	87,661	111.16	54,029	84,452	56.31
NEW CALEDONIA	248,483	420,764	69.33	250,648	414,847	65.51
VANUATU	2,654	43,546	1,540.77	6,816	44,778	556.95
WALLIS AND FUTUNA ISLANDS	602	0	-100.00	788	0	-100.00
AMERICAN SAMOA	0	76	-	0	452	-
COOK ISLANDS	5,454	0	-100.00	11,280	0	-100.00
FIJI	447,629	679,469	51.79	376,893	562,826	49.33
KIRIBATI	0	1,030	-	0	2,233	-
SAMOA	0	38,958	-	0	36,353	-

TABEL 5. PERKEMBANGAN EKSPOR INDONESIA MENURUT KOMODITI DAN NEGARA TUJUAN

JENIS BARANG	BERAT BERSIH (KG)		PERUB %	NILAI FOB (US \$)		PERUB %
	JAN-FEB 2009	JAN-FEB 2010		JAN-FEB 2009	JAN-FEB 2010	
(1)	(2)	(3)	(4)	(5)	(6)	(7)
SOLOMON ISLANDS	3,395	6,068	78.73	14,281	15,043	5.34
TONGA	0	15,975	-	0	18,695	-
TUVALU	1,031	90	-91.27	1,541	92	-94.03
EAST TIMOR	257,255	336,631	30.85	312,734	444,278	42.06
UNITED STATES	38,817,673	38,003,462	-2.10	36,370,822	38,209,799	5.06
CANADA	6,137,337	10,494,835	71.00	5,473,130	9,208,124	68.24
MEXICO	672,705	259,172	-61.47	607,671	233,232	-61.62
GUATEMALA	582,150	1,682,114	188.95	404,688	1,189,264	193.87
HONDURAS	746,713	121,031	-83.79	511,577	134,555	-73.70
NICARAGUA	340,031	386,615	13.70	257,308	289,038	12.33
PANAMA	910,992	280,501	-69.21	698,753	259,517	-62.86
CUBA	570,755	145,202	-74.56	486,329	119,127	-75.50
SURINAME	141,709	35,995	-74.60	123,428	33,324	-73.00
CHILE	679,475	1,049,967	54.53	585,645	1,156,546	97.48
VENEZUELA	612,967	877,744	43.20	535,372	693,487	29.53
ARGENTINA	247,321	197,709	-20.06	192,126	289,777	50.83
BRAZIL	5,923,813	14,937,164	152.15	4,646,029	11,206,384	141.20
COLOMBIA	654,503	1,719,129	162.66	641,765	1,533,725	138.99
BOLIVIA	199,914	0	-100.00	129,990	0	-100.00
URUGUAY	19,983	162,610	713.74	29,982	153,521	412.04
PARAGUAY	174,642	435,168	149.18	139,161	334,313	140.23
ECUADOR	1,757,146	1,555,833	-11.46	1,530,464	1,527,619	-0.19
PERU	1,421,135	2,592,181	82.40	1,383,166	2,393,106	73.02
GUYANA	160,143	56,038	-65.01	106,784	42,103	-60.57
TRINIDAD AND TOBAGO	31,187	294,915	845.63	21,459	220,216	926.22
BAHAMAS	11,407	10	-99.91	12,493	56	-99.55
JAMAICA	196,665	156,876	-20.23	170,947	145,680	-14.78
PUERTO RICO	321,515	970,173	201.75	245,921	731,661	197.52
DOMINICAN REPUBLIC	280,561	1,165,371	315.37	202,168	837,811	314.41
EL SALVADOR	631,786	352,519	-44.20	471,599	256,777	-45.55
COSTA RICA	2,628,475	1,037,884	-60.51	1,767,246	765,658	-56.68
HAITI	0	17,228	-	0	17,451	-
BARBADOS	20,556	125,505	510.55	19,231	99,396	416.85
ARUBA	0	7,778	-	0	7,856	-
BERMUDA	286	76	-73.43	838	881	5.13
CAYMAN ISLANDS	3	0	-100.00	200	0	-100.00
DOMINICA	185,976	0	-100.00	130,224	0	-100.00
FRENCH GUIANA	0	389	-	0	257	-
FRENCH POLYNESIA	329,691	223,860	-32.10	347,095	203,626	-41.33
MARTINIQUE	78,174	37,520	-52.00	63,073	31,782	-49.61
NETHERLANDS ANTILLES	82,147	20,698	-74.80	75,915	15,311	-79.83
SAINT LUCIA	0	20,567	-	0	15,610	-
GUADELOUPE	59,205	90,153	52.27	47,518	74,198	56.15
SAINT KITTS AND NEVIS	0	391	-	0	878	-
UNITED KINGDOM	7,961,767	2,813,575	-64.66	6,901,659	3,113,113	-54.89
NETHERLANDS	4,916,187	961,843	-80.44	3,873,855	1,759,560	-54.58
FRANCE	1,808,876	488,086	-73.02	1,819,053	860,765	-52.68
GERMANY, FED. REP. OF	940,646	1,122,252	19.31	2,041,628	2,330,163	14.13
AUSTRIA	156	1,730	1,008.97	260	455	75.00
BELGIUM	12,484,794	6,425,993	-48.53	10,208,507	6,058,229	-40.66
SWITZERLAND	4,228	10,240	142.19	14,090	47,432	236.64
DENMARK	96,620	139,807	44.70	276,223	210,555	-23.77
NORWAY	7,291	46,973	544.26	26,557	46,574	75.37
SWEDEN	190,754	162,315	-14.91	317,617	241,636	-23.92
FINLAND	126,773	107,704	-15.04	212,041	142,910	-32.60
IRELAND	623,703	180,633	-71.04	814,476	267,229	-67.19
ITALY	16,158,720	6,383,128	-60.50	11,494,996	5,200,842	-54.76
SPAIN	3,159,318	6,187,523	95.85	3,074,298	5,469,611	77.91
PORTUGAL	698,883	345,070	-50.63	729,873	343,448	-52.94
GREECE	3,863,929	4,737,580	22.61	3,277,350	3,566,124	8.81
DEMOCRATIC REPUBLIC OF THE	1,106,541	319,545	-71.12	1,127,103	298,766	-73.49
HUNGARY	161,939	26,461	-83.66	109,978	19,449	-82.32
POLAND	586,488	339,345	-42.14	365,972	331,881	-9.32
ROMANIA	2,316,262	831,088	-64.12	2,025,857	577,949	-71.47
BULGARIA	355,586	51,374	-85.55	280,986	40,007	-85.76
YUGOSLAVIA	198,039	15,927	-91.96	159,193	9,893	-93.79
ALBANIA	246,994	1,320,533	434.64	213,214	1,148,949	438.87
ARMENIA	125,676	0	-100.00	107,000	0	-100.00
KAZAKHSTAN	442	0	-100.00	840	0	-100.00
UKRAINE	665,632	1,520,228	128.39	532,918	1,414,777	165.48
UZBEKISTAN	0	12	-	0	1	-
LITHUANIA	130,677	22,478	-82.80	162,151	20,341	-87.46
LATVIA	14,669	38,261	160.83	7,716	26,010	237.09
ESTONIA	39,156	6,162	-84.26	50,834	13,871	-72.71
GEORGIA	512,253	890,161	73.77	500,306	743,434	48.60
CROATIA	98,426	229,356	133.02	94,287	160,884	70.63
BOSNIA AND HERZEGOVINA	51,343	0	-100.00	25,940	0	-100.00
MALTA	121,178	368,882	204.41	101,672	302,687	197.71

TABEL 5. PERKEMBANGAN EKSPOR INDONESIA MENURUT KOMODITI DAN NEGARA TUJUAN

JENIS BARANG	BERAT BERSIH (KG)		PERUB	NILAI FOB (US \$)		PERUB
	JAN-FEB 2009	JAN-FEB 2010	%	JAN-FEB 2009	JAN-FEB 2010	%
	(1)	(2)	(3)	(4)	(5)	(6)
SLOVAKIA	47	0	-100.00	10,398	0	-100.00
SLOVENIA	1,695,180	121,631	-92.82	1,055,147	103,786	-90.16
CZECH REPUBLIC	9,582	187	-98.05	34,990	1,399	-96.00
REP. OF MACEDONIA	0	40,885	-	0	31,452	-
RUSSIA FEDERATION	1,381,068	1,925,949	39.45	1,246,278	2,111,950	69.46
-GLISEROL DAN LARUTAN ALKA	8,102,962	2,170,677	-73.21	1,483,785	473,711	-68.07
JAPAN	273,000	713,758	161.45	42,315	127,560	201.45
CHINA	6,473,270	716,530	-88.93	1,065,924	105,500	-90.10
SINGAPORE	5	0	-100.00	8	0	-100.00
PHILIPPINES	87,640	65,990	-24.70	38,242	32,763	-14.33
MALAYSIA	740,000	0	-100.00	116,000	0	-100.00
INDIA	300,040	492,400	64.11	129,036	90,650	-29.75
SAUDI ARABIA	100,000	0	-100.00	38,500	0	-100.00
EGYPT	120,000	0	-100.00	48,000	0	-100.00
MOZAMBIQUE	0	88,000	-	0	59,400	-
MALAWI	0	22,000	-	0	12,870	-
CANADA	9,007	71,999	699.37	5,760	44,968	680.69
-MARGARIN DAN LEMAK LAINNY	52,136,238	54,191,413	3.94	35,049,629	45,562,303	29.99
JAPAN	20,081	548,960	2,633.73	28,820	463,659	1,508.81
HONG KONG	1,377,128	274,769	-80.05	660,263	229,232	-65.28
KOREA, REPUBLIC OF	374,616	220,599	-41.11	222,476	201,608	-9.38
TAIWAN	63,633	496,357	680.03	35,867	403,328	1,024.51
CHINA	7,622,349	6,599,567	-13.42	4,100,658	5,241,324	27.82
PAPUA NEW GUINEA	311,359	247,264	-20.59	202,528	241,554	19.27
THAILAND	110,000	1,077,223	879.29	73,029	989,064	1,254.34
SINGAPORE	5,829,545	768,230	-86.82	5,224,205	713,045	-86.35
PHILIPPINES	1,723,437	1,256,639	-27.09	1,051,741	1,104,762	5.04
MALAYSIA	85,680	1,836	-97.86	106,801	2,573	-97.59
MYANMAR (FORM. BURMA)	698,279	402,762	-42.32	494,367	458,962	-7.16
BRUNEI DARUSSALAM	0	105,000	-	0	88,463	-
VIET NAM	652,840	2,284,877	249.99	550,965	1,825,546	231.34
MALDIVES	8,363	3,284	-60.73	8,352	3,405	-59.23
INDIA	105,470	40,470	-61.63	136,710	32,095	-76.52
PAKISTAN	915,280	0	-100.00	667,787	0	-100.00
SRI LANKA	1,909,710	2,364,690	23.82	989,557	1,796,705	81.57
AFGHANISTAN	38,027	0	-100.00	29,477	0	-100.00
IRAQ	3,785,039	0	-100.00	2,767,117	0	-100.00
IRAN (ISLAMIC REPUBLIC OF)	1,003,799	100,000	-90.04	818,362	83,000	-89.86
SAUDI ARABIA	939,196	2,043,586	117.59	550,838	1,673,349	203.78
ISRAEL	0	483,495	-	0	408,872	-
KUWAIT	16,800	105,300	526.79	17,222	120,595	600.24
JORDAN	60,288	22,000	-63.51	30,684	21,230	-30.81
YEMEN	80,000	0	-100.00	50,000	0	-100.00
OMAN	0	219,820	-	0	178,183	-
SYRIA ARAB REPUBLIC	706,917	40,320	-94.30	539,963	35,683	-93.39
TURKEY	868,860	1,469,196	69.09	639,471	1,374,753	114.98
UNITED ARAB EMIRATES	120,531	80,200	-33.46	70,811	71,661	1.20
QATAR	19,080	17,998	-5.67	9,731	19,771	103.18
EGYPT	625,400	2,949,630	371.64	472,918	2,625,158	455.10
MOROCCO	62,999	21,000	-66.67	42,504	18,900	-55.53
TUNISIA	0	21,496	-	0	27,482	-
ALGERIA	2,241,080	654,600	-70.79	1,362,245	542,127	-60.20
SUDAN	498,400	452,661	-9.18	321,036	380,444	18.51
ETHIOPIA	463,200	0	-100.00	326,964	0	-100.00
MADAGASCAR	21,000	0	-100.00	11,340	0	-100.00
KENYA	40,800	0	-100.00	21,624	0	-100.00
MOZAMBIQUE	101,455	433,900	327.68	60,448	371,201	514.08
TOGO	443,421	154,000	-65.27	274,333	128,834	-53.04
GHANA	935,609	1,077,351	15.15	582,887	871,555	49.52
LIBERIA	16,959	67,600	298.61	13,599	60,925	348.01
ANGOLA	1,237,033	1,012,260	-18.17	749,252	872,396	16.44
CONGO	194,619	101,624	-47.78	126,049	89,472	-29.02
CAMEROON	271,598	103,180	-62.01	157,725	97,186	-38.38
NIGERIA	2,660,976	5,631,854	111.65	1,550,770	4,488,830	189.46
SIERRA LEONE	39,473	0	-100.00	25,895	0	-100.00
COTE D'IVOIRE	0	44,000	-	0	39,600	-
BENIN	926,901	1,744,046	88.16	577,177	1,350,340	133.96
GAMBIA	0	37,150	-	0	28,978	-
DJIBOUTI	0	86,880	-	0	73,234	-
SAO TOME AND PRINCIPE	182,000	0	-100.00	137,540	0	-100.00
SOUTH AFRICA	250,259	803,690	221.14	230,375	826,595	258.80
MALAWI	0	40,500	-	0	35,506	-
MAURITIUS	16,900	0	-100.00	11,154	0	-100.00
AUSTRALIA	728,188	725,040	-0.43	441,775	614,234	39.04
NEW ZEALAND	828,700	662,179	-20.09	580,748	595,279	2.50
FIJI	21,200	21,000	-0.94	10,812	17,745	64.12

TABEL 5. PERKEMBANGAN EKSPOR INDONESIA MENURUT KOMODITI DAN NEGARA TUJUAN

JENIS BARANG	BERAT BERSIH (KG)		PERUB %	NILAI FOB (US \$)		PERUB %
	JAN-FEB 2009	JAN-FEB 2010		JAN-FEB 2009	JAN-FEB 2010	
	(1)	(2)	(3)	(4)	(5)	(6)
KIRIBATI	0	10,259	-	0	13,547	-
SAMOA	0	40,500	-	0	34,992	-
SOLOMON ISLANDS	42,400	9,958	-76.51	33,708	15,473	-54.10
EAST TIMOR	172,202	43,473	-74.75	156,651	40,582	-74.09
UNITED STATES	1,050	2,457	134.00	2,883	9,100	215.64
BRAZIL	0	130,000	-	0	171,680	-
TRINIDAD AND TOBAGO	20,020	160,161	700.00	13,972	137,500	884.11
JAMAICA	497,274	437,062	-12.11	306,672	324,788	5.91
BARBADOS	100,105	40,042	-60.00	69,575	30,312	-56.43
CAPE VERDE	15,508	0	-100.00	11,184	0	-100.00
MARTINIQUE	16,918	0	-100.00	10,225	0	-100.00
UNITED KINGDOM	0	62,100	-	0	48,024	-
NETHERLANDS	0	1	-	0	2	-
DENMARK	4,548,372	6,999,908	53.90	2,653,765	3,762,956	41.80
GREECE	0	359,000	-	0	350,497	-
DEMOCRATIC REPUBLIC OF THE	203,250	276,484	36.03	120,596	235,904	95.62
ROMANIA	21,000	257,994	1,128.54	13,650	277,100	1,930.04
BULGARIA	380,239	862,870	126.93	292,533	810,791	177.16
ALBANIA	0	22,000	-	0	18,260	-
KAZAKHSTAN	22,566	168,291	645.77	20,394	177,366	769.70
TURKMENISTAN	41,493	168,023	304.94	38,857	210,764	442.41
UKRAINE	1,102,542	2,743,193	148.81	1,043,580	3,128,645	199.80
LATVIA	139,979	64,340	-54.04	109,872	70,014	-36.28
ESTONIA	21,760	152,320	600.00	44,608	235,573	428.10
GEORGIA	81,999	0	-100.00	69,290	0	-100.00
CROATIA	0	66,460	-	0	59,007	-
SLOVENIA	205,957	295,999	43.72	130,621	251,729	92.72
RUSSIA FEDERATION	2,247,127	2,698,435	20.08	1,740,021	3,209,254	84.44
-SABUN MANDI DAN CUCI	78,121,438	88,847,205	13.73	74,528,520	88,770,090	19.11
JAPAN	1,565,032	1,578,913	0.89	1,619,316	1,750,790	8.12
HONG KONG	477,005	586,949	23.05	653,785	758,958	16.09
KOREA, DEMOCRATIC PEOPLE'S	356,274	205,820	-42.23	170,630	120,881	-29.16
KOREA, REPUBLIC OF	563,035	891,363	58.31	648,969	1,032,522	59.10
TAIWAN	658,447	811,770	23.29	795,291	948,817	19.30
CHINA	3,984,971	2,286,873	-42.61	2,914,737	2,332,512	-19.98
MONGOLIA	25,967	111,272	328.51	31,544	153,563	386.82
MACAU	0	219	-	0	1,513	-
PAPUA NEW GUINEA	1,473,733	1,903,489	29.16	1,052,284	1,249,115	18.71
THAILAND	1,368,567	1,680,626	22.80	1,636,589	2,142,136	30.89
SINGAPORE	1,729,698	3,197,222	84.84	2,255,260	4,719,042	109.25
PHILIPPINES	2,031,163	1,543,526	-24.01	2,020,207	1,640,820	-18.78
MALAYSIA	10,539,300	11,717,393	11.18	9,843,130	11,893,295	20.83
MYANMAR (FORM. BURMA)	323,388	2,891,058	793.99	415,420	2,030,902	388.88
CAMBODIA	24,684	7,148	-71.04	29,986	19,481	-35.03
BRUNEI DARUSSALAM	330,647	143,976	-56.46	423,622	200,956	-52.56
VIET NAM	944,383	1,045,184	10.67	1,066,201	1,367,636	28.27
MALDIVES	328,449	232,738	-29.14	388,329	258,197	-33.51
INDIA	1,400,946	1,246,207	-11.05	1,573,880	1,204,167	-23.49
PAKISTAN	1,256,799	480,626	-61.76	1,546,697	504,209	-67.40
BANGLADESH	55,899	46,750	-16.37	82,750	70,430	-14.89
SRI LANKA	13,448	39,210	191.57	17,232	59,604	245.89
AFGHANISTAN	63,360	19,006	-70.00	75,430	20,373	-72.99
IRAQ	937,041	1,106,311	18.06	1,238,843	1,216,477	-1.81
IRAN (ISLAMIC REPUBLIC OF)	176,048	353,619	100.87	285,358	548,731	92.30
SAUDI ARABIA	185,322	226,341	22.13	281,618	334,060	18.62
ISRAEL	12,872	11,088	-13.86	22,420	17,050	-23.95
KUWAIT	30,420	166,445	447.16	31,130	225,238	623.54
JORDAN	13,769	439,459	3,091.66	17,205	539,545	3,035.98
LEBANON	33,401	278,029	732.40	61,677	333,277	440.36
PALESTINA	0	36,137	-	0	26,620	-
YEMEN	570,295	633,741	11.13	520,505	888,682	70.73
OMAN	10	163,976	1,639,660.00	68	150,353	221,007.35
SYRIA ARAB REPUBLIC	23,904	30,760	28.68	34,860	62,362	78.89
TURKEY	34	37,904	111,382.35	190	65,467	34,356.32
UNITED ARAB EMIRATES	4,262,682	4,298,828	0.85	5,495,865	6,290,628	14.46
QATAR	13,230	0	-100.00	17,550	0	-100.00
CYPRUS	5,981	0	-100.00	20,416	0	-100.00
EGYPT	2,110,082	1,650,541	-21.78	2,138,167	1,663,304	-22.21
LIBYAN ARAB JAMAHIRIYA	743,461	823,777	10.80	699,740	835,342	19.38
MOROCCO	1	14,191	1,419,000.00	15	17,378	115,753.33
ALGERIA	1,046,182	459,514	-56.08	597,422	412,339	-30.98
SUDAN	300,000	1,742,302	480.77	159,000	1,046,279	558.04
ERITREA	229,200	196,670	-14.19	149,340	159,701	6.94
NAMIBIA	716,862	688,890	-3.90	897,880	777,619	-13.39
ETHIOPIA	231,626	303,194	30.90	229,997	542,966	136.08
TANZANIA, UNITED REPUBLIC OF	340,396	222,173	-34.73	426,323	227,462	-46.65
MADAGASCAR	416,376	1,398,384	235.85	445,911	1,125,295	152.36

TABEL 5. PERKEMBANGAN EKSPOR INDONESIA MENURUT KOMODITI DAN NEGARA TUJUAN

JENIS BARANG	BERAT BERSIH (KG)		PERUB %	NILAI FOB (US \$)		PERUB %
	JAN-FEB 2009	JAN-FEB 2010		JAN-FEB 2009	JAN-FEB 2010	
	(1)	(2)	(3)	(4)	(5)	(6)
SOMALIA	0	39,868	-	0	46,638	-
KENYA	97,724	253,636	159.54	101,724	206,077	102.58
REUNION	0	1	-	0	5	-
MOZAMBIQUE	608,957	3,304,679	442.68	728,351	2,096,966	187.91
EQUATORIAL GUINEA	146,192	45,107	-69.15	153,529	41,576	-72.92
TOGO	2,016,417	1,986,205	-1.50	1,828,131	1,826,475	-0.09
GHANA	3,267,148	5,243,005	60.48	2,750,831	4,169,231	51.56
LIBERIA	439,510	388,883	-11.52	313,732	333,552	6.32
GUINEA	329,349	331,832	0.75	207,470	227,460	9.64
ANGOLA	4,465,290	6,613,196	48.10	3,673,927	5,963,262	62.31
CONGO	1,253,751	461,108	-63.22	901,367	370,710	-58.87
CAMEROON	1,064,654	1,076,470	1.11	1,007,506	1,015,319	0.78
NIGERIA	1,356,592	999,223	-26.34	812,801	817,798	0.61
SIERRA LEONE	563,595	886,208	57.24	572,435	704,311	23.04
GABON	274,718	366,815	33.52	282,968	307,695	8.74
COTE D'IVOIRE	54,378	98,935	81.94	54,029	98,587	82.47
SENEGAL	434,642	269,926	-37.90	366,817	186,743	-49.09
MAURITANIA	545,521	411,629	-24.54	543,504	295,406	-45.65
MALI	522,031	341,785	-34.53	527,538	253,795	-51.89
BENIN	4,056,658	5,401,063	33.14	4,848,365	5,547,657	14.42
BURKINA FASO	78,250	293,852	275.53	74,830	340,344	354.82
GUINEA BISSAU	20,640	0	-100.00	23,416	0	-100.00
GAMBIA	50,344	123,171	144.66	53,765	113,430	110.97
SEYCHELLES	16,537	44,273	167.72	10,708	99,783	831.85
UGANDA	0	34,560	-	0	46,224	-
CENTRAL AFRICAN REPUBLIC	24,624	0	-100.00	30,875	0	-100.00
NIGER	69,410	0	-100.00	97,121	0	-100.00
CHAD	86,986	0	-100.00	70,588	0	-100.00
DJIBOUTI	3,235,777	2,863,306	-11.51	2,446,180	2,545,970	4.08
SAO TOME AND PRINCIPE	10,350	72,884	604.19	12,880	68,920	435.09
SOUTH AFRICA	1,719,999	576,894	-66.46	1,619,600	565,678	-65.07
MALAWI	869,750	1,085,500	24.81	506,856	629,825	24.26
COMOROS	52,650	54,596	3.70	58,500	62,217	6.35
BURUNDI	24,768	24,768	0.00	35,475	35,475	0.00
MAURITIUS	267,785	202,762	-24.28	180,075	201,420	11.85
RWANDA	49,536	24,768	-50.00	70,950	35,475	-50.00
AUSTRALIA	1,312,889	908,637	-30.79	1,167,691	1,411,055	20.84
NEW ZEALAND	46,053	53,600	16.39	75,492	55,950	-25.89
MICRONESIA, FEDERATED STAT	41,916	47,152	12.49	44,440	52,025	17.07
GUAM	0	290	-	0	2,379	-
NEW CALEDONIA	0	2,002	-	0	1,149	-
NORTHERN MARIANA ISLANDS	0	666	-	0	2,359	-
VANUATU	317	30,477	9,514.20	475	30,415	6,303.16
WALLIS AND FUTUNA ISLANDS	0	1,470	-	0	3,922	-
AMERICAN SAMOA	0	3,074	-	0	3,591	-
COOK ISLANDS	0	643	-	0	1,500	-
FIJI	692,550	406,700	-41.27	513,825	352,721	-31.35
KIRIBATI	59,496	82,993	39.49	71,081	92,737	30.47
SAMOA	74,567	88,829	19.13	77,287	91,065	17.83
SOLOMON ISLANDS	91,953	122,744	33.49	100,722	119,276	18.42
TONGA	671	3,576	432.94	1,544	3,901	152.66
TUVALU	0	8,805	-	0	8,927	-
EAST TIMOR	300,561	299,284	-0.42	371,756	303,254	-18.43
UNITED STATES	290,907	260,009	-10.62	270,055	283,251	4.89
CANADA	11,301	14,135	25.08	26,503	29,885	12.76
MEXICO	15,000	23,799	58.66	28,303	55,313	95.43
GUATEMALA	18,717	30,130	60.98	24,054	38,992	62.10
PANAMA	223,377	270,588	21.14	252,708	319,258	26.33
CUBA	0	292,408	-	0	381,760	-
SURINAME	99,048	22,340	-77.45	164,277	26,121	-84.10
CHILE	122,186	270,417	121.32	137,044	327,273	138.81
COLOMBIA	1,085,784	818,748	-24.59	632,365	617,013	-2.43
BOLIVIA	0	48,166	-	0	56,750	-
URUGUAY	0	24,000	-	0	51,349	-
PERU	14,688	23,490	59.93	15,698	30,450	93.97
TRINIDAD AND TOBAGO	0	27,063	-	0	25,950	-
JAMAICA	141,499	100,000	-29.33	68,996	67,000	-2.89
PUERTO RICO	0	16,800	-	0	23,915	-
BELIZE	14,310	0	-100.00	16,375	0	-100.00
DOMINICAN REPUBLIC	0	18,880	-	0	20,745	-
EL SALVADOR	14,310	14,310	0.00	15,488	16,563	6.94
COSTA RICA	55,944	0	-100.00	74,370	0	-100.00
HAITI	609,024	314,235	-48.40	458,531	319,185	-30.39
BARBADOS	6,010	27,699	360.88	9,363	27,250	191.04
BERMUDA	135	32	-76.30	395	367	-7.09
FRENCH POLYNESIA	18,945	28,107	48.36	9,960	24,644	147.43
MARTINIQUE	0	21,147	-	0	15,102	-
NETHERLANDS ANTILLES	0	24,768	-	0	29,836	-

TABEL 5. PERKEMBANGAN EKSPOR INDONESIA MENURUT KOMODITI DAN NEGARA TUJUAN

JENIS BARANG	BERAT BERSIH (KG)		PERUB	NILAI FOB (US \$)		PERUB
	JAN-FEB 2009	JAN-FEB 2010	%	JAN-FEB 2009	JAN-FEB 2010	%
	(1)	(2)	(3)	(4)	(5)	(6)
GUADELOUPE	20,880	0	-100.00	8,352	0	-100.00
SAINT KITTS AND NEVIS	0	12	-	0	27	-
UNITED KINGDOM	42,169	40,061	-5.00	92,587	112,807	21.84
NETHERLANDS	27,273	46,388	70.09	37,126	67,936	82.99
FRANCE	70	19	-72.86	82	49	-40.24
GERMANY, FED. REP. OF	103	6,360	6,074.76	4,316	11,359	163.18
AUSTRIA	48,002	24,000	-50.00	65,683	30,535	-53.51
BELGIUM	206,478	223,199	8.10	129,076	167,525	29.79
SWITZERLAND	0	157	-	0	918	-
DENMARK	66	13	-80.30	601	153	-74.54
NORWAY	0	192	-	0	1,181	-
SWEDEN	0	4,648	-	0	13,090	-
ITALY	68,001	35,999	-47.06	40,190	28,692	-28.61
SPAIN	92,183	117,809	27.80	125,140	227,408	81.72
PORTUGAL	15,995	60,556	278.59	48,087	48,778	1.44
MONTERRAT	454	0	-100.00	649	0	-100.00
GREECE	0	17,496	-	0	34,175	-
DEMOCRATIC REPUBLIC OF THE	1,717,280	965,483	-43.78	949,022	887,987	-6.43
POLAND	148,000	164,671	11.26	167,116	133,730	-19.98
ROMANIA	14,039	0	-100.00	19,745	0	-100.00
BULGARIA	29,262	318,082	987.01	36,273	238,226	556.76
ARMENIA	0	30,024	-	0	40,328	-
UZBEKISTAN	81,499	0	-100.00	38,660	0	-100.00
GEORGIA	0	47,040	-	0	30,693	-
CROATIA	18,506	0	-100.00	14,494	0	-100.00
MALTA	33	17,661	53,418.18	422	23,386	5,441.71
SLOVENIA	203,749	0	-100.00	97,425	0	-100.00
RUSSIA FEDERATION	36,315	104,602	188.04	25,043	106,791	326.43
-BAHAN CELUP ORGANIK SINTE	2,304,780	3,397,358	47.40	10,579,538	14,620,519	38.20
JAPAN	129,870	448,794	245.57	580,089	2,077,491	258.13
HONG KONG	172,279	170,846	-0.83	822,095	781,506	-4.94
KOREA, REPUBLIC OF	51,795	141,258	172.73	367,064	521,223	42.00
TAIWAN	93,405	214,576	129.73	601,054	908,383	51.13
CHINA	682,132	666,101	-2.35	1,648,033	1,684,676	2.22
THAILAND	35,683	71,275	99.74	199,544	389,218	95.05
SINGAPORE	261,957	462,430	76.53	1,829,138	2,901,348	58.62
PHILIPPINES	18,190	30,528	67.83	93,487	48,723	-47.88
MALAYSIA	4,315	53,129	1,131.26	12,240	183,342	1,397.89
VIET NAM	5,712	12,062	111.17	54,957	91,987	67.38
INDIA	11,449	8,766	-23.43	84,847	46,989	-44.62
PAKISTAN	40,171	66,614	65.83	154,022	153,243	-0.51
BANGLADESH	60,669	143,766	136.97	150,097	312,878	108.45
SRI LANKA	14,241	10,294	-27.72	97,576	43,466	-55.45
IRAN (ISLAMIC REPUBLIC OF)	2,366	0	-100.00	6,006	0	-100.00
JORDAN	2,000	0	-100.00	12,215	0	-100.00
TURKEY	149,140	177,396	18.95	611,862	824,681	34.78
UNITED ARAB EMIRATES	0	8,117	-	0	56,160	-
MOROCCO	1,000	0	-100.00	1,900	0	-100.00
TANZANIA, UNITED REPUBLIC OF	14,000	15,454	10.39	68,286	52,473	-23.16
NIGERIA	271	87,053	32,022.88	1,600	115,440	7,115.00
SOUTH AFRICA	2,000	9,764	388.20	15,020	61,321	308.26
MAURITIUS	0	174	-	0	1,286	-
AUSTRALIA	6,955	2,477	-64.39	26,773	21,332	-20.32
NEW ZEALAND	75	1,336	1,681.33	2,214	15,272	589.79
EAST TIMOR	0	426	-	0	32	-
UNITED STATES	45,769	155,205	239.11	360,051	1,035,156	187.50
CANADA	3,969	19,800	398.87	36,817	19,872	-46.02
MEXICO	14,818	43,483	193.45	107,231	313,282	192.16
NICARAGUA	5,300	0	-100.00	38,421	0	-100.00
PANAMA	0	1,500	-	0	15,840	-
CHILE	1,200	0	-100.00	10,224	0	-100.00
ARGENTINA	9,993	0	-100.00	92,672	0	-100.00
BRAZIL	30,391	132,843	337.11	211,111	804,202	280.94
COLOMBIA	0	200	-	0	1,136	-
PERU	0	1,000	-	0	5,280	-
UNITED KINGDOM	101	0	-100.00	1,011	0	-100.00
NETHERLANDS	39,600	36,100	-8.84	55,836	45,814	-17.95
GERMANY, FED. REP. OF	180,750	15,917	-91.19	1,548,774	117,522	-92.41
BELGIUM	17,755	57,584	224.33	63,618	308,107	384.31
SWITZERLAND	0	23,932	-	0	129,829	-
NORWAY	21,000	0	-100.00	20,160	0	-100.00
SWEDEN	39,600	19,800	-50.00	55,836	23,364	-58.16
ITALY	34,859	10,242	-70.62	134,657	55,900	-58.49
SPAIN	100,000	31,406	-68.59	403,000	225,447	-44.06
PORTUGAL	0	45,710	-	0	227,298	-
-PREPARAT PEMBASMI KUMAN,	8,403,968	11,689,815	39.10	27,347,044	33,588,637	22.82

TABEL 5. PERKEMBANGAN EKSPOR INDONESIA MENURUT KOMODITI DAN NEGARA TUJUAN

JENIS BARANG	BERAT BERSIH (KG)		PERUB	NILAI FOB (US \$)		PERUB
	JAN-FEB 2009	JAN-FEB 2010	%	JAN-FEB 2009	JAN-FEB 2010	%
	(1)	(2)	(3)	(4)	(5)	(6)
JAPAN	645,081	921,926	42.92	662,230	1,209,188	82.59
HONG KONG	13,534	137	-98.99	35,257	1,217	-96.55
KOREA, REPUBLIC OF	340,624	252,105	-25.99	1,007,688	688,391	-31.69
TAIWAN	161,878	291,329	79.97	626,428	497,380	-20.60
CHINA	618,182	817,325	32.21	9,237,342	10,659,363	15.39
PAPUA NEW GUINEA	17,809	10,600	-40.48	10,335	9,256	-10.44
THAILAND	737,680	2,116,603	186.93	2,155,446	5,548,789	157.43
SINGAPORE	551,815	646,202	17.10	1,600,244	1,419,054	-11.32
PHILIPPINES	1,287,702	1,885,266	46.41	4,181,544	4,547,838	8.76
MALAYSIA	624,465	1,024,179	64.01	2,093,825	2,692,530	28.59
MYANMAR (FORM. BURMA)	61,440	61,440	0.00	43,315	39,322	-9.22
BRUNEI DARUSSALAM	682	806	18.18	1,934	2,380	23.06
VIET NAM	185,083	232,021	25.36	1,495,594	2,122,105	41.89
MALDIVES	12,597	5,376	-57.32	17,665	16,787	-4.97
INDIA	0	8	-	0	60	-
PAKISTAN	783,530	859,149	9.65	630,939	807,223	27.94
BANGLADESH	215,265	147,051	-31.69	519,161	408,881	-21.24
SRI LANKA	151,492	153,735	1.48	337,163	119,867	-64.45
SAUDI ARABIA	1,870	0	-100.00	16,470	0	-100.00
JORDAN	25,607	1,200	-95.31	25,923	21,258	-18.00
LEBANON	73,656	23,616	-67.94	71,073	15,552	-78.12
YEMEN	0	16,114	-	0	45,905	-
OMAN	0	51	-	0	701	-
CYPRUS	0	22,641	-	0	35,313	-
EGYPT	0	22,312	-	0	54,127	-
TANZANIA, UNITED REPUBLIC OF	66,255	40,895	-38.28	47,325	112,584	137.90
MADAGASCAR	84,585	130,823	54.66	61,864	118,690	91.86
KENYA	4,200	42,480	911.43	3,000	46,696	1,456.53
MOZAMBIQUE	0	9,696	-	0	18,422	-
TOGO	0	20,160	-	0	23,040	-
COTE D'IVOIRE	0	21,960	-	0	22,196	-
BENIN	2,877	1,321	-54.08	6,624	3,420	-48.37
GAMBIA	1,875	6,733	259.09	4,177	21,223	408.09
SOUTH AFRICA	105,114	139,096	32.33	101,698	157,319	54.69
ZIMBABWE	0	17,993	-	0	23,256	-
COMOROS	0	306	-	0	1,051	-
MAURITIUS	8,820	54,924	522.72	6,552	99,239	1,414.64
AUSTRALIA	35,705	37,093	3.89	39,501	47,644	20.61
GUAM	2,250	0	-100.00	3,944	0	-100.00
NEW CALEDONIA	10,650	3,972	-62.70	7,912	13,026	64.64
VANUATU	9,544	1,273	-86.66	8,764	1,204	-86.26
WALLIS AND FUTUNA ISLANDS	0	762	-	0	2,032	-
AMERICAN SAMOA	0	7,275	-	0	11,492	-
FIJI	0	35,889	-	0	31,554	-
KIRIBATI	0	2,700	-	0	3,925	-
SAMOA	23,276	25,216	8.33	20,256	21,725	7.25
SOLOMON ISLANDS	0	155	-	0	417	-
TONGA	8,018	6	-99.93	8,378	86	-98.97
TUVALU	104	0	-100.00	156	0	-100.00
EAST TIMOR	30,087	15,857	-47.30	52,994	30,125	-43.15
UNITED STATES	390	1,699	335.64	24,000	707	-97.05
MEXICO	762,506	699,655	-8.24	1,035,356	864,967	-16.46
GUATEMALA	60,820	76,024	25.00	74,630	77,991	4.50
HONDURAS	59,177	103,559	75.00	57,182	107,171	87.42
NICARAGUA	66,959	0	-100.00	72,303	0	-100.00
PANAMA	0	24,000	-	0	11,300	-
SURINAME	0	560	-	0	6,184	-
VENEZUELA	21,438	65,892	207.36	30,425	84,040	176.22
ARGENTINA	0	205,842	-	0	191,349	-
BRAZIL	0	37,500	-	0	24,900	-
PERU	2,389	0	-100.00	13,706	0	-100.00
GUYANA	0	18,082	-	0	18,054	-
TRINIDAD AND TOBAGO	9,041	0	-100.00	10,127	0	-100.00
JAMAICA	52,130	34,093	-34.60	66,394	46,069	-30.61
DOMINICAN REPUBLIC	0	18,082	-	0	21,178	-
EL SALVADOR	71,857	49,806	-30.69	96,721	59,403	-38.58
COSTA RICA	7,157	0	-100.00	8,889	0	-100.00
HAITI	61,688	0	-100.00	46,883	0	-100.00
BARBADOS	9,041	0	-100.00	9,677	0	-100.00
ANTIGUA AND BARBUDA	0	9,041	-	0	7,912	-
FRENCH POLYNESIA	25,762	9,461	-63.28	20,298	9,197	-54.69
GRENADA	0	9,041	-	0	8,162	-
SAINT LUCIA	9,041	0	-100.00	8,777	0	-100.00
UNITED KINGDOM	8,491	6	-99.93	31,500	1	-100.00
NETHERLANDS	132,410	318	-99.76	153,884	2,550	-98.34
FRANCE	0	6,185	-	0	6,766	-
BELGIUM	18	0	-100.00	17	0	-100.00
SWITZERLAND	2	0	-100.00	4	0	-100.00

TABEL 5. PERKEMBANGAN EKSPOR INDONESIA MENURUT KOMODITI DAN NEGARA TUJUAN

JENIS BARANG	BERAT BERSIH (KG)		PERUB	NILAI FOB (US \$)		PERUB
	JAN-FEB 2009	JAN-FEB 2010	%	JAN-FEB 2009	JAN-FEB 2010	%
	(1)	(2)	(3)	(4)	(5)	(6)
FINLAND	69,053	17,250	-75.02	91,080	22,770	-75.00
ITALY	31,680	72,659	129.35	46,253	118,477	156.15
PORTUGAL	0	387	-	0	1,126	-
GREECE	21,750	12,695	-41.63	43,500	13,949	-67.93
HUNGARY	0	15,840	-	0	26,664	-
POLAND	0	6,510	-	0	7,108	-
UKRAINE	0	15,191	-	0	11,729	-
GEORGIA	2,000	0	-100.00	2,580	0	-100.00
MALTA	0	17,938	-	0	28,254	-
RUSSIA FEDERATION	15,816	34,722	119.54	260,137	37,806	-85.47
-DAMAR TIRUAN, BAHAN PLAST	186,082,491	176,273,775	-5.27	249,751,201	296,812,102	18.84
JAPAN	25,935,546	31,313,402	20.74	39,960,161	58,156,118	45.54
HONG KONG	2,803,058	4,774,104	70.32	9,001,727	6,038,291	-32.92
KOREA, REPUBLIC OF	1,467,431	3,559,987	142.60	3,489,158	6,833,272	95.84
TAIWAN	1,749,545	3,746,635	114.15	2,991,628	7,566,506	152.92
CHINA	36,707,254	24,493,765	-33.27	25,739,870	23,021,375	-10.56
MONGOLIA	0	2,245	-	0	6,972	-
PAPUA NEW GUINEA	87,040	77,987	-10.40	290,706	187,679	-35.44
THAILAND	3,604,679	4,847,829	34.49	10,335,085	12,412,028	20.10
SINGAPORE	10,484,016	10,293,070	-1.82	20,062,738	24,881,110	24.02
PHILIPPINES	9,541,775	9,792,912	2.63	11,151,435	15,641,366	40.26
MALAYSIA	11,138,810	13,470,149	20.93	14,310,202	20,622,359	44.11
MYANMAR (FORM. BURMA)	1,564,496	508,719	-67.48	1,383,021	530,524	-61.64
CAMBODIA	39,103	24,123	-38.31	144,521	16,067	-88.88
BRUNEI DARUSSALAM	73,316	5,911	-91.94	99,106	26,003	-73.76
NEPAL	1	0	-100.00	1	0	-100.00
VIET NAM	8,253,182	10,401,195	26.03	9,151,668	12,922,875	41.21
MALDIVES	18,396	30,480	65.69	41,208	59,824	45.18
INDIA	5,973,226	5,361,985	-10.23	6,282,322	8,622,086	37.24
PAKISTAN	690,636	448,945	-35.00	1,482,666	1,021,117	-31.13
BANGLADESH	4,209,097	3,870,402	-8.05	3,730,956	4,552,362	22.02
SRI LANKA	1,281,261	1,741,533	35.92	1,609,826	3,032,425	88.37
AFGHANISTAN	21,017	71,692	241.11	26,446	112,892	326.88
IRAN (ISLAMIC REPUBLIC OF)	22,033	152,747	593.26	99,825	542,208	443.16
SAUDI ARABIA	884,422	958,420	8.37	3,042,338	2,370,730	-22.08
ISRAEL	146,275	142,275	-2.73	195,701	171,238	-12.50
KUWAIT	83,588	132,040	57.97	298,042	283,764	-4.79
JORDAN	0	34,412	-	0	67,426	-
LEBANON	26,047	263,010	909.75	39,920	649,350	1,526.63
YEMEN	37,593	75,563	101.00	49,186	202,586	311.88
OMAN	19,348	73,159	278.12	32,254	117,144	263.19
SYRIA ARAB REPUBLIC	122,071	103,784	-14.98	203,889	221,610	8.69
TURKEY	4,128,602	2,476,414	-40.02	3,026,700	3,582,571	18.37
UNITED ARAB EMIRATES	830,127	2,440,253	193.96	1,851,201	3,913,282	111.39
QATAR	17,561	10,664	-39.27	46,296	75,182	62.39
BAHRAIN	24,872	3,741	-84.96	65,890	14,902	-77.38
CYPRUS	0	723	-	0	1,847	-
EGYPT	1,853,546	411,676	-77.79	1,408,119	736,395	-47.70
LIBYAN ARAB JAMAHIRIYA	65,534	87,296	33.21	244,383	239,524	-1.99
MOROCCO	139,376	105,096	-24.60	340,294	378,506	11.23
TUNISIA	22,958	23,002	0.19	63,210	54,284	-14.12
ALGERIA	15	145,338	968,820.00	1,856	473,097	25,390.14
SUDAN	7,096	4,518	-36.33	33,120	18,189	-45.08
NAMIBIA	33,131	0	-100.00	114,374	0	-100.00
ETHIOPIA	0	2,592	-	0	8,327	-
TANZANIA, UNITED REPUBLIC OF	162,595	149,400	-8.12	541,718	223,546	-58.73
MADAGASCAR	28,885	15,798	-45.31	62,222	16,927	-72.80
SOMALIA	29,646	2,984	-89.93	97,818	5,820	-94.05
KENYA	568,248	79,174	-86.07	345,455	261,166	-24.40
REUNION	45,678	25,220	-44.79	57,596	41,014	-28.79
MOZAMBIQUE	294	10,506	3,473.47	306	23,937	7,722.55
TOGO	180,525	112,403	-37.74	243,212	193,269	-20.53
GHANA	100,128	316,948	216.54	166,381	476,178	186.20
GUINEA	221,276	46,294	-79.08	192,636	60,696	-68.49
ANGOLA	12,946	3,432	-73.49	30,368	10,800	-64.44
CONGO	0	16,132	-	0	33,856	-
CAMEROON	16,025	82,670	415.88	34,763	189,294	444.53
NIGERIA	1,131,155	999,939	-11.60	1,928,439	1,818,350	-5.71
SIERRA LEONE	0	11,091	-	0	17,405	-
GABON	43,700	44,658	2.19	62,407	65,715	5.30
COTE D'IVOIRE	60,340	48,325	-19.91	310,249	242,753	-21.76
SENEGAL	31,435	10,701	-65.96	61,338	52,819	-13.89
MAURITANIA	11,705	14,356	22.65	14,270	21,443	50.27
MALI	139,251	49	-99.96	206,685	76	-99.96
BENIN	59,977	7,185	-88.02	114,543	26,391	-76.96
BURKINA FASO	7,334	0	-100.00	16,674	0	-100.00
GAMBIA	80	94	17.50	180	14	-92.22

TABEL 5. PERKEMBANGAN EKSPOR INDONESIA MENURUT KOMODITI DAN NEGARA TUJUAN

JENIS BARANG	BERAT BERSIH (KG)		PERUB	NILAI FOB (US \$)		PERUB
	JAN-FEB 2009	JAN-FEB 2010	%	JAN-FEB 2009	JAN-FEB 2010	%
	(1)	(2)	(3)	(4)	(5)	(6)
SEYCHELLES	191	0	-100.00	207	0	-100.00
UGANDA	0	557	-	0	120	-
NIGER	3,749	0	-100.00	15,297	0	-100.00
DJIBOUTI	5,421	0	-100.00	18,771	0	-100.00
SAO TOME AND PRINCIPE	0	286	-	0	1,415	-
SOUTH AFRICA	834,254	1,604,605	92.34	1,163,467	2,330,795	100.33
MAURITIUS	636,074	822,366	29.29	576,206	1,098,283	90.61
AUSTRALIA	5,771,334	6,601,006	14.38	8,494,081	10,995,821	29.45
NEW ZEALAND	1,047,979	1,185,331	13.11	1,071,501	1,682,921	57.06
GUAM	9,626	429	-95.54	10,783	4,830	-55.21
NEW CALEDONIA	18,017	15,177	-15.76	116,480	47,829	-58.94
VANUATU	2,767	17,655	538.06	9,786	5,271	-46.14
WALLIS AND FUTUNA ISLANDS	0	273	-	0	748	-
COOK ISLANDS	8	49	512.50	99	955	864.65
FIJI	156,409	35,947	-77.02	211,617	137,060	-35.23
SAMOA	17	2,235	13,047.06	86	16,222	18,762.79
SOLOMON ISLANDS	58,730	0	-100.00	44,421	0	-100.00
TONGA	0	187	-	0	2,461	-
EAST TIMOR	721,662	908,667	25.91	749,475	771,423	2.93
UNITED STATES	22,620,130	15,012,011	-33.63	29,158,796	27,177,817	-6.79
CANADA	593,161	189,906	-67.98	1,356,500	816,482	-39.81
MEXICO	288,536	763,644	164.66	981,303	1,942,706	97.97
GUATEMALA	137,149	376,300	174.37	157,115	455,573	189.96
HONDURAS	0	4,137	-	0	36,015	-
NICARAGUA	0	321	-	0	702	-
PANAMA	222	632	184.68	15,491	2,288	-85.23
SURINAME	12,880	1,225	-90.49	24,888	5,878	-76.38
CHILE	1,018,016	1,058,402	3.97	905,748	1,300,185	43.55
VENEZUELA	8,733	12,892	47.62	78,571	46,400	-40.95
ARGENTINA	146,694	28,124	-80.83	236,792	280,926	18.64
BRAZIL	879,065	111,558	-87.31	1,400,945	519,154	-62.94
COLOMBIA	3,770	4,056	7.59	31,887	63,491	99.11
BOLIVIA	0	6,549	-	0	14,585	-
URUGUAY	60,734	245,343	303.96	69,151	360,315	421.06
PARAGUAY	896,000	579,439	-35.33	864,244	724,364	-16.19
ECUADOR	0	13,044	-	0	29,260	-
PERU	25,842	76,389	195.60	124,434	91,235	-26.68
GUYANA	12,429	0	-100.00	16,212	0	-100.00
TRINIDAD AND TOBAGO	0	3,000	-	0	18,300	-
BAHAMAS	6	0	-100.00	6	0	-100.00
JAMAICA	8,938	305	-96.59	29,521	906	-96.93
PUERTO RICO	42,001	18,734	-55.40	69,011	33,582	-51.34
DOMINICAN REPUBLIC	0	4,284	-	0	14,238	-
EL SALVADOR	41,800	39,600	-5.26	38,658	50,351	30.25
COSTA RICA	16,001	319,001	1,893.63	72,313	401,085	454.65
HAITI	8	0	-100.00	16	0	-100.00
BARBADOS	20	0	-100.00	75	0	-100.00
ANTIGUA AND BARBUDA	230	0	-100.00	420	0	-100.00
BERMUDA	361	0	-100.00	1,057	0	-100.00
CAYMAN ISLANDS	0	51	-	0	56	-
FRENCH GUIANA	13	1,921	14,676.92	34	1,901	5,491.18
FRENCH POLYNESIA	1,830	706	-61.42	5,511	5,095	-7.55
MARTINIQUE	100	557	457.00	357	2,291	541.74
NETHERLANDS ANTILLES	3,690	105	-97.15	2,795	603	-78.43
GAUDELLOUPE	1,492	2	-99.87	1,629	37	-97.73
SAINT KITTS AND NEVIS	0	776	-	0	1,740	-
UNITED KINGDOM	1,165,895	1,244,535	6.75	2,504,234	3,235,240	29.19
NETHERLANDS	775,816	1,233,511	59.00	1,791,519	2,415,356	34.82
FRANCE	591,273	612,064	3.52	2,158,399	2,656,810	23.09
GERMANY, FED. REP. OF	792,757	609,811	-23.08	2,505,979	2,424,005	-3.27
AUSTRIA	833	532	-36.13	4,695	5,939	26.50
BELGIUM	6,250,872	1,158,938	-81.46	8,019,431	3,297,396	-58.88
SWITZERLAND	7,504	20,398	171.83	126,473	96,610	-23.61
LUXEMBOURG	1,000	0	-100.00	980	0	-100.00
MONACO	12,072	0	-100.00	37,007	0	-100.00
DENMARK	42,895	67,990	58.50	131,433	172,777	31.46
NORWAY	34,435	173,880	404.95	78,135	408,380	422.66
SWEDEN	21,568	64,878	200.81	151,280	264,640	74.93
FINLAND	17,183	76,445	344.89	56,482	222,950	294.73
IRELAND	152,764	68,182	-55.37	166,207	152,927	-7.99
ITALY	830,175	333,867	-59.78	1,683,393	1,118,955	-33.53
SPAIN	1,080,872	1,067,463	-1.24	2,202,270	2,236,190	1.54
PORTUGAL	108,564	142,109	30.90	384,656	422,359	9.80
ICELAND	44,000	88,000	100.00	45,489	119,004	161.61
GREECE	318,318	152,658	-52.04	824,734	467,844	-43.27
DEMOCRATIC REPUBLIC OF THE HUNGARY	37	26,999	72,870.27	30	29,594	98,546.67
HUNGARY	20,504	21,728	5.97	42,466	80,677	89.98
POLAND	102,202	85,100	-16.73	291,034	299,177	2.80

TABEL 5. PERKEMBANGAN EKSPOR INDONESIA MENURUT KOMODITI DAN NEGARA TUJUAN

JENIS BARANG	BERAT BERSIH (KG)		PERUB	NILAI FOB (US \$)		PERUB
	JAN-FEB 2009	JAN-FEB 2010	%	JAN-FEB 2009	JAN-FEB 2010	%
	(1)	(2)	(3)	(4)	(5)	(6)
ROMANIA	63,081	68,200	8.11	137,700	124,047	-9.92
BULGARIA	380	477	25.53	2,410	874	-63.73
KAZAKHSTAN	6	1	-83.33	52	1	-98.08
UKRAINE	23,982	23,005	-4.07	94,983	35,774	-62.34
LITHUANIA	23,000	23,388	1.69	34,705	33,981	-2.09
LATVIA	1,800	1,800	0.00	8,604	8,604	0.00
ESTONIA	0	115,673	-	0	190,002	-
GEORGIA	0	355	-	0	1,061	-
CROATIA	2,904	214	-92.63	21,109	159	-99.25
BOSNIA AND HERZEGOVINA	4	0	-100.00	350	0	-100.00
MALTA	292	534	82.88	3,688	3,705	0.46
SLOVAKIA	4,698	13,899	195.85	59,938	23,352	-61.04
CZECH REPUBLIC	353	3,289	831.73	1,500	15,537	935.80
RUSSIA FEDERATION	546,060	224,916	-58.81	1,125,770	587,578	-47.81
-BAHAN KERTAS	407,458,355	308,167,011	-24.37	145,185,761	166,767,543	14.86
JAPAN	19,194,583	16,992,872	-11.47	7,063,331	10,158,610	43.82
KOREA, REPUBLIC OF	39,451,652	71,867,202	82.17	13,052,803	39,187,444	200.22
TAIWAN	13,943,877	8,557,671	-38.63	5,082,279	4,881,014	-3.96
CHINA	257,412,654	141,641,198	-44.98	93,371,319	74,542,898	-20.17
THAILAND	339,744	1,207,313	255.36	111,913	666,871	495.88
PHILIPPINES	1,835,446	0	-100.00	765,935	0	-100.00
MALAYSIA	126,525	0	-100.00	82,818	0	-100.00
VIET NAM	7,627,036	2,914,112	-61.79	2,627,671	1,548,603	-41.07
INDIA	17,874,880	41,153,342	130.23	6,093,942	22,607,759	270.99
PAKISTAN	479,520	0	-100.00	143,856	0	-100.00
BANGLADESH	16,164,339	7,804,583	-51.72	5,349,243	4,303,157	-19.56
IRAN (ISLAMIC REPUBLIC OF)	1,500,000	0	-100.00	527,213	0	-100.00
SAUDI ARABIA	5,695,500	2,480,517	-56.45	1,908,510	1,364,285	-28.52
KUWAIT	2,258,640	401,149	-82.24	752,562	220,632	-70.68
UNITED ARAB EMIRATES	3,343,924	1,966,399	-41.19	1,185,401	1,137,210	-4.07
EGYPT	99,900	742,152	642.89	34,965	408,184	1,067.41
KENYA	79,920	0	-100.00	23,976	0	-100.00
CANADA	0	2	-	0	5	-
UNITED KINGDOM	0	42,448	-	0	23,043	-
NETHERLANDS	3,998,400	1,771,635	-55.69	1,399,440	974,399	-30.37
FRANCE	2,998,929	2,506,603	-16.42	1,049,855	1,378,632	31.32
FINLAND	38,044	0	-100.00	10,044	0	-100.00
ITALY	12,994,800	6,117,813	-52.92	4,548,180	3,364,797	-26.02
PORTUGAL	42	0	-100.00	505	0	-100.00
-ALAS KAKI (KULIT, KARET DAN	20,339,347	25,425,198	25.00	304,155,317	352,030,129	15.74
JAPAN	1,190,625	1,350,960	13.47	15,182,551	17,234,177	13.51
HONG KONG	259,376	275,394	6.18	3,715,195	3,843,501	3.45
KOREA, REPUBLIC OF	309,404	476,911	54.14	5,332,988	5,791,775	8.60
TAIWAN	190,821	282,983	48.30	1,899,731	2,311,121	21.66
CHINA	575,210	537,816	-6.50	9,086,819	7,544,128	-16.98
PAPUA NEW GUINEA	19,137	16,717	-12.65	62,407	216,277	246.56
THAILAND	94,347	100,071	6.07	2,174,927	1,836,338	-15.57
SINGAPORE	581,994	914,192	57.08	5,247,279	7,331,658	39.72
PHILIPPINES	74,470	104,606	40.47	727,529	913,534	25.57
MALAYSIA	104,271	81,041	-22.28	1,240,610	771,546	-37.81
CAMBODIA	4,273	1,406	-67.10	40,000	19,664	-50.84
BRUNEI DARUSSALAM	7,283	4,337	-40.45	54,779	29,023	-47.02
NEPAL	658	97	-85.26	9,732	928	-90.46
VIET NAM	14,309	46,666	226.13	198,985	478,599	140.52
MALDIVES	63,172	23,508	-62.79	75,544	52,188	-30.92
INDIA	53,836	101,351	88.26	416,800	838,786	101.24
PAKISTAN	821	1,854	125.82	21,701	14,521	-33.09
BANGLADESH	2,895	1,968	-32.02	30,569	395	-98.71
SRI LANKA	4,302	7,827	81.94	52,531	17,073	-67.50
IRAN (ISLAMIC REPUBLIC OF)	564	0	-100.00	4,742	0	-100.00
SAUDI ARABIA	16,999	16,874	-0.74	71,073	139,871	96.80
ISRAEL	33,549	44,491	32.61	461,699	622,513	34.83
KUWAIT	0	196	-	0	525	-
JORDAN	3,510	0	-100.00	23,781	0	-100.00
LEBANON	24,123	678	-97.19	87,194	7,802	-91.05
YEMEN	23,370	0	-100.00	20,180	0	-100.00
OMAN	8	2	-75.00	53	6	-88.68
SYRIA ARAB REPUBLIC	8,607	3,054	-64.52	49,179	17,088	-65.25
TURKEY	222,603	106,110	-52.33	3,192,107	1,483,046	-53.54
UNITED ARAB EMIRATES	107,126	112,361	4.89	1,402,217	1,651,322	17.77
QATAR	1,625	0	-100.00	27,710	0	-100.00
CYPRUS	1,802	339	-81.19	39,585	3,360	-91.51
EGYPT	7,291	15,713	115.51	107,894	233,968	116.85
MOROCCO	8,827	994	-88.74	99,059	17,785	-82.05
TUNISIA	1,158	1,564	35.06	14,521	12,832	-11.63
ALGERIA	15,566	0	-100.00	17,330	0	-100.00

TABEL 5. PERKEMBANGAN EKSPOR INDONESIA MENURUT KOMODITI DAN NEGARA TUJUAN

JENIS BARANG	BERAT BERSIH (KG)		PERUB %	NILAI FOB (US \$)		PERUB %
	JAN-FEB 2009	JAN-FEB 2010		JAN-FEB 2009	JAN-FEB 2010	
	(1)	(2)	(3)	(4)	(5)	(6)
ETHIOPIA	0	3,431	-	0	17,635	-
TANZANIA, UNITED REPUBLIC OF	966	1,712	77.23	12,815	2,101	-83.61
MADAGASCAR	7,873	8,022	1.89	13,770	15,209	10.45
KENYA	512	14,478	2,727.73	7,368	96,751	1,213.12
REUNION	1,709	3,157	84.73	9,034	30,846	241.44
MOZAMBIQUE	20,000	12,000	-40.00	5,355	6,562	22.54
TOGO	0	40	-	0	77	-
GUINEA	0	1,964	-	0	4,400	-
CONGO	36,000	0	-100.00	9,000	0	-100.00
CAMEROON	0	186	-	0	536	-
NIGERIA	0	363	-	0	736	-
SIERRA LEONE	159	0	-100.00	20,693	0	-100.00
COTE D'IVOIRE	202	0	-100.00	4,014	0	-100.00
SENEGAL	266	0	-100.00	4,508	0	-100.00
MAURITANIA	12,630	0	-100.00	4,500	0	-100.00
GAMBIA	1,637	0	-100.00	3,648	0	-100.00
SEYCHELLES	224	87	-61.16	284	355	25.00
DJIBOUTI	0	210	-	0	3,076	-
SOUTH AFRICA	236,300	209,331	-11.41	3,170,145	2,948,587	-6.99
COMOROS	0	6,830	-	0	21,774	-
MAURITIUS	9,838	2,318	-76.44	15,898	9,050	-43.07
AUSTRALIA	304,338	384,183	26.24	4,784,602	6,113,697	27.78
NEW ZEALAND	42,755	56,164	31.36	974,773	1,227,431	25.92
GUAM	0	72	-	0	839	-
NEW CALEDONIA	73	121	65.75	1,328	156	-88.25
FIJI	0	962	-	0	7,573	-
TONGA	0	853	-	0	11,060	-
EAST TIMOR	132,084	154,192	16.74	118,849	264,403	122.47
UNITED STATES	4,012,875	5,373,361	33.90	63,767,138	75,804,080	18.88
CANADA	195,601	238,117	21.74	3,070,677	3,670,654	19.54
MEXICO	493,520	623,323	26.30	5,359,719	7,426,519	38.56
HONDURAS	0	15,045	-	0	144,255	-
PANAMA	238,959	386,314	61.67	3,552,308	4,421,804	24.48
SURINAME	243	384	58.02	3,645	7,849	115.34
CHILE	30,658	134,232	337.84	525,116	1,860,504	254.30
VENEZUELA	32,130	28,758	-10.49	308,632	384,693	24.64
ARGENTINA	95,559	154,219	61.39	1,037,154	3,216,304	210.11
BRAZIL	68,989	322,172	366.99	1,352,805	7,419,495	448.45
COLOMBIA	34,427	995	-97.11	535,299	5,865	-98.90
BOLIVIA	1,557	158	-89.85	31,153	1,440	-95.38
URUGUAY	5,611	9,002	60.43	103,526	122,085	17.93
PARAGUAY	5,377	426	-92.08	83,610	9,105	-89.11
ECUADOR	9,491	40,330	324.93	151,461	426,320	181.47
PERU	22,952	51,001	122.21	335,082	539,143	60.90
JAMAICA	240	7	-97.08	3,564	35	-99.02
PUERTO RICO	319	279	-12.54	2,065	2,371	14.82
DOMINICAN REPUBLIC	108	0	-100.00	792	0	-100.00
EL SALVADOR	158	916	479.75	1,548	17,121	1,006.01
COSTA RICA	9,125	715	-92.16	176,970	9,889	-94.41
BARBADOS	64	0	-100.00	1,860	0	-100.00
BERMUDA	0	284	-	0	3,254	-
FRENCH POLYNESIA	3,583	215	-94.00	28,117	3,377	-87.99
MARTINIQUE	0	800	-	0	1,660	-
NETHERLANDS ANTILLES	187	134	-28.34	3,571	2,087	-41.56
GUADELOUPE	268	205	-23.51	500	300	-40.00
UNITED KINGDOM	1,620,872	2,263,367	39.64	24,770,496	30,046,561	21.30
NETHERLANDS	845,538	1,283,892	51.84	14,817,867	20,154,017	36.01
FRANCE	512,970	695,763	35.63	6,949,835	9,299,847	33.81
GERMANY, FED. REP. OF	1,493,139	1,693,401	13.41	27,606,552	29,133,594	5.53
AUSTRIA	23,170	67,633	191.90	268,645	1,213,805	351.82
BELGIUM	2,446,665	2,742,378	12.09	37,067,819	34,548,748	-6.80
SWITZERLAND	21,153	32,340	52.89	304,238	512,064	68.31
LUXEMBOURG	0	31,069	-	0	826,949	-
MONACO	387	909	134.88	2,992	14,492	384.36
DENMARK	348,250	491,681	41.19	6,599,456	9,633,093	45.97
NORWAY	42,202	36,876	-12.62	816,540	550,926	-32.53
SWEDEN	56,114	81,903	45.96	820,407	1,066,466	29.99
FINLAND	20,094	23,443	16.67	372,115	452,168	21.51
IRELAND	43,146	42,001	-2.65	744,832	540,568	-27.42
ITALY	1,647,437	1,996,618	21.20	23,576,292	28,636,781	21.46
SPAIN	355,897	297,844	-16.31	4,930,055	3,800,249	-22.92
PORTUGAL	24,823	3,373	-86.41	646,040	42,269	-93.46
ICELAND	1,351	0	-100.00	31,994	0	-100.00
GREECE	98,323	126,973	29.14	1,337,348	1,554,768	16.26
ANDORRA	0	259	-	0	3,946	-
HUNGARY	9,494	41,322	335.24	99,270	477,792	381.31
POLAND	13,075	53,287	307.55	372,255	404,549	8.68
ROMANIA	3,423	2,790	-18.49	55,688	38,840	-30.25

TABEL 5. PERKEMBANGAN EKSPOR INDONESIA MENURUT KOMODITI DAN NEGARA TUJUAN

JENIS BARANG	BERAT BERSIH (KG)		PERUB	NILAI FOB (US \$)		PERUB
	JAN-FEB 2009	JAN-FEB 2010	%	JAN-FEB 2009	JAN-FEB 2010	%
	(1)	(2)	(3)	(4)	(5)	(6)
BULGARIA	7,722	2,227	-71.16	77,793	31,648	-59.32
YUGOSLAVIA	14,461	10,678	-26.16	184,336	139,422	-24.37
BELARUS	0	278	-	0	3,171	-
KAZAKHSTAN	4,968	7,461	50.18	81,533	136,475	67.39
UKRAINE	64,693	54,104	-16.37	1,043,965	773,950	-25.86
LITHUANIA	1,318	0	-100.00	59,480	0	-100.00
LATVIA	4,683	0	-100.00	43,188	0	-100.00
ESTONIA	0	8	-	0	158	-
CROATIA	15,008	1,594	-89.38	97,963	16,740	-82.91
MALTA	0	342	-	0	2,970	-
SLOVAKIA	76,085	51,098	-32.84	3,313,123	2,145,678	-35.24
SLOVENIA	86,219	72,566	-15.84	817,742	593,130	-27.47
CZECH REPUBLIC	38,251	10,138	-73.50	549,494	168,623	-69.31
RUSSIA FEDERATION	300,917	331,433	10.14	4,910,067	5,347,259	8.90
-PRODUK KERAMIK	51,473,528	60,678,315	17.88	30,678,038	47,125,874	53.61
JAPAN	855,709	914,633	6.89	2,484,853	4,183,254	68.35
HONG KONG	104,090	143,507	37.87	216,173	313,026	44.80
KOREA, REPUBLIC OF	3,669,932	8,245,892	124.69	2,155,867	4,032,243	87.04
TAIWAN	2,628,467	3,823,448	45.46	978,026	1,481,347	51.46
CHINA	164,437	312,967	90.33	324,448	705,538	117.46
MACAU	4,424	4,556	2.98	40,171	59,459	48.01
PAPUA NEW GUINEA	179,425	50,400	-71.91	34,399	7,504	-78.19
THAILAND	2,818,284	6,073,250	115.49	1,198,136	2,512,313	109.69
SINGAPORE	852,288	1,297,413	52.23	727,604	1,261,129	73.33
PHILIPPINES	4,375,589	3,875,396	-11.43	989,042	694,913	-29.74
MALAYSIA	7,978,438	7,407,005	-7.16	2,052,892	2,717,702	32.38
MYANMAR (FORM. BURMA)	93,181	19,568	-79.00	16,350	14,427	-11.76
CAMBODIA	682,186	262,268	-61.55	154,262	85,415	-44.63
BRUNEI DARUSSALAM	744,635	474,317	-36.30	178,589	133,764	-25.10
LAO PEOPLE'S DEMOCRATIC RE	19,427	23,137	19.10	7,410	10,628	43.43
NEPAL	24,638	0	-100.00	9,940	0	-100.00
VIET NAM	200,638	252,286	25.74	113,293	174,433	53.97
MALDIVES	30,879	47,703	54.48	25,784	51,107	98.21
INDIA	218,093	123,692	-43.28	371,763	400,311	7.68
PAKISTAN	1,920,966	1,036,578	-46.04	417,591	214,851	-48.55
BANGLADESH	130,176	0	-100.00	52,452	0	-100.00
SRI LANKA	3,603,611	2,476,765	-31.27	669,225	469,694	-29.82
IRAQ	251,306	0	-100.00	51,570	0	-100.00
IRAN (ISLAMIC REPUBLIC OF)	52,096	2,973	-94.29	136,860	4,752	-96.53
SAUDI ARABIA	1,056,022	1,973,989	86.93	344,279	334,290	-2.90
ISRAEL	202,265	165,901	-17.98	186,033	90,176	-51.53
KUWAIT	127,194	6	-100.00	23,980	23	-99.90
JORDAN	135,210	18	-99.99	43,741	14	-99.97
LEBANON	4,644	12,889	177.54	6,407	25,465	297.46
YEMEN	575,857	520,278	-9.65	195,821	111,800	-42.91
OMAN	220	0	-100.00	2,138	0	-100.00
SYRIA ARAB REPUBLIC	5	33,297	665,840.00	142	91,972	64,669.01
TURKEY	167,284	678,662	305.69	217,213	517,822	138.39
UNITED ARAB EMIRATES	999,140	553,834	-44.57	932,045	568,179	-39.04
QATAR	66,162	96,752	46.23	99,460	78,304	-21.27
BAHRAIN	114,098	118,231	3.62	88,537	57,274	-35.31
EGYPT	147,281	217,805	47.88	313,634	157,113	-49.91
LIBYAN ARAB JAMAHIRIYA	261	319,729	122,401.53	600	82,675	13,679.17
MOROCCO	1,206	0	-100.00	1,435	0	-100.00
TUNISIA	13,343	85	-99.36	33,632	194	-99.42
ALGERIA	1,159	0	-100.00	591	0	-100.00
SUDAN	0	9,076	-	0	19,193	-
ETHIOPIA	88	0	-100.00	141	0	-100.00
TANZANIA, UNITED REPUBLIC OF	0	14,727	-	0	6,402	-
MADAGASCAR	208	20,855	9,926.44	461	6,867	1,389.59
REUNION	495,328	296,215	-40.20	115,344	72,929	-36.77
MOZAMBIQUE	11,702	0	-100.00	12,164	0	-100.00
BOTSWANA	126,479	0	-100.00	26,902	0	-100.00
TOGO	0	1,146	-	0	8,016	-
GUINEA	3,077	0	-100.00	5,958	0	-100.00
ANGOLA	2,000	0	-100.00	1,589	0	-100.00
CAMEROON	7,915	280	-96.46	2,702	804	-70.24
NIGERIA	63,181	30,976	-50.97	28,674	26,176	-8.71
GABON	490	71	-85.51	662	158	-76.13
SENEGAL	3,368	66,335	1,869.57	3,193	10,755	236.83
MAURITANIA	8,420	0	-100.00	3,000	0	-100.00
BENIN	0	5,155	-	0	1,898	-
GAMBIA	62	5,338	8,509.68	58	1,729	2,881.03
U.S. VIRGIN ISLANDS	456	0	-100.00	1,978	0	-100.00
SEYCHELLES	3,159	67,618	2,040.49	25,140	13,166	-47.63
DJIBOUTI	1,172	0	-100.00	3,125	0	-100.00
SAO TOME AND PRINCIPE	7,893	10,800	36.83	2,800	3,150	12.50

TABEL 5. PERKEMBANGAN EKSPOR INDONESIA MENURUT KOMODITI DAN NEGARA TUJUAN

JENIS BARANG	BERAT BERSIH (KG)		PERUB	NILAI FOB (US \$)		PERUB
	JAN-FEB 2009	JAN-FEB 2010	%	JAN-FEB 2009	JAN-FEB 2010	%
	(1)	(2)	(3)	(4)	(5)	(6)
SOUTH AFRICA	400,584	784,847	95.93	260,061	2,625,198	909.45
MAURITIUS	926,289	1,390,933	50.16	196,650	296,690	50.87
RWANDA	0	50,528	-	0	18,341	-
VIRGIN ISLANDS (BRITISH)	235	0	-100.00	83	0	-100.00
AUSTRALIA	4,678,041	5,452,635	16.56	2,325,389	2,474,819	6.43
NEW ZEALAND	111,663	276,176	147.33	47,593	142,870	200.19
GUAM	2,831	0	-100.00	1,600	0	-100.00
NEW CALEDONIA	3,885	2,277	-41.39	6,818	3,482	-48.93
VANUATU	3,180	148	-95.35	5,869	92	-98.43
WALLIS AND FUTUNA ISLANDS	0	66	-	0	182	-
FIJI	47,519	359	-99.24	32,117	2,011	-93.74
SAMOA	0	25,343	-	0	6,894	-
TONGA	0	20	-	0	43	-
EAST TIMOR	279,665	558,109	99.56	195,451	266,239	36.22
UNITED STATES	3,100,612	3,416,795	10.20	5,317,421	10,537,058	98.16
CANADA	1,355,552	484,593	-64.25	828,985	413,999	-50.06
MEXICO	3,201	18,418	475.38	28,897	63,648	120.26
PANAMA	49,987	226,349	352.82	13,564	62,782	362.86
CHILE	24,233	24,502	1.11	12,882	12,403	-3.72
VENEZUELA	144	1,004	597.22	365	1,840	404.11
ARGENTINA	3,190	55,349	1,635.08	12,201	91,294	648.25
BRAZIL	4,417	2,182	-50.60	5,359	3,508	-34.54
COLOMBIA	2,348	3,688	57.07	2,415	5,863	142.77
URUGUAY	140	25,541	18,143.57	321	6,543	1,938.32
PERU	536	0	-100.00	268	0	-100.00
TRINIDAD AND TOBAGO	1,797	0	-100.00	4,419	0	-100.00
BAHAMAS	0	308	-	0	240	-
JAMAICA	100,270	250,326	149.65	32,893	81,849	148.83
PUERTO RICO	119,461	226,784	89.84	54,426	90,019	65.40
DOMINICAN REPUBLIC	9,555	0	-100.00	29,903	0	-100.00
COSTA RICA	22	0	-100.00	26	0	-100.00
HAITI	341	0	-100.00	554	0	-100.00
ANTIGUA AND BARBUDA	1	0	-100.00	283	0	-100.00
ANGUILLA	0	856	-	0	2,710	-
ARUBA	0	236	-	0	239	-
BERMUDA	149	62	-58.39	436	712	63.30
CAYMAN ISLANDS	0	262	-	0	285	-
FRENCH GUIANA	946	191	-79.81	2,313	190	-91.79
FRENCH POLYNESIA	4,376	1,941	-55.64	12,125	2,892	-76.15
MARTINIQUE	1,892	326	-82.77	1,711	1,378	-19.46
NETHERLANDS ANTILLES	757	164	-78.34	612	134	-78.10
GUADELOUPE	170,357	26,520	-84.43	35,990	8,183	-77.26
SAINT KITTS AND NEVIS	0	437	-	0	981	-
UNITED KINGDOM	907,653	1,032,779	13.79	1,674,961	2,059,480	22.96
NETHERLANDS	242,727	368,298	51.73	365,658	458,458	25.38
FRANCE	460,525	587,660	27.61	699,328	591,735	-15.39
GERMANY, FED. REP. OF	55,038	115,171	109.26	120,558	161,978	34.36
AUSTRIA	2,997	1,462	-51.22	5,457	3,683	-32.51
BELGIUM	500,109	650,485	30.07	471,125	2,594,368	450.68
SWITZERLAND	13,039	21,998	68.71	63,616	69,117	8.65
MONACO	51,118	0	-100.00	11,530	0	-100.00
DENMARK	4,792	549	-88.54	16,856	2,034	-87.93
NORWAY	106,947	541,702	406.51	43,863	195,565	345.85
SWEDEN	185,083	445,560	140.74	147,117	338,614	130.17
FINLAND	7,121	22,204	211.81	53,603	152,185	183.91
IRELAND	46,000	18,494	-59.80	102,212	37,349	-63.46
ITALY	795,006	937,598	17.94	811,932	1,060,044	30.56
SPAIN	85,559	76,908	-10.11	148,817	124,525	-16.32
PORTUGAL	1,654	7,277	339.96	1,881	20,281	978.20
GREECE	378,441	271,818	-28.17	150,857	120,124	-20.37
HUNGARY	15,260	917	-93.99	27,432	2,453	-91.06
POLAND	8,283	5,879	-29.02	7,295	9,468	29.79
ROMANIA	1,570	1,900	21.02	1,941	2,930	50.95
BULGARIA	6,150	0	-100.00	6,860	0	-100.00
YUGOSLAVIA	1,197	0	-100.00	2,422	0	-100.00
UKRAINE	0	49,019	-	0	33,628	-
LATVIA	40	0	-100.00	727	0	-100.00
ESTONIA	893	0	-100.00	1,683	0	-100.00
GEORGIA	0	296	-	0	889	-
CROATIA	23,768	23,780	0.05	9,634	9,883	2.58
MALTA	134	75,748	56,428.36	222	25,212	11,256.76
SLOVAKIA	271	456	68.27	1,185	1,321	11.48
CZECH REPUBLIC	120,068	23,338	-80.56	57,429	7,719	-86.56
RUSSIA FEDERATION	94,645	922	-99.03	71,558	2,866	-95.99
-EMAS BATANGAN	5,881	3,262	-44.53	170,486,328	113,780,315	-33.26
JAPAN	10	0	-100.00	231,087	0	-100.00
HONG KONG	1,773	690	-61.08	50,780,832	21,754,002	-57.16

TABEL 5. PERKEMBANGAN EKSPOR INDONESIA MENURUT KOMODITI DAN NEGARA TUJUAN

JENIS BARANG	BERAT BERSIH (KG)		PERUB	NILAI FOB (US \$)		PERUB
	JAN-FEB 2009	JAN-FEB 2010	%	JAN-FEB 2009	JAN-FEB 2010	%
	(1)	(2)	(3)	(4)	(5)	(6)
SINGAPORE	1,460	695	-52.40	41,476,571	24,906,805	-39.95
MALAYSIA	200	100	-50.00	5,816,216	3,578,072	-38.48
AUSTRALIA	1,379	1,777	28.86	39,983,479	63,541,436	58.92
SWITZERLAND	1,059	0	-100.00	32,198,143	0	-100.00
-PESAWAT UDARA DAN BAGIAN	200,595	190,159	-5.20	9,851,319	12,917,108	31.12
JAPAN	585	114	-80.51	30,104	31,128	3.40
HONG KONG	165	5,074	2,975.15	37,445	631,669	1,586.92
KOREA, REPUBLIC OF	679	807	18.85	97,919	230,262	135.16
TAIWAN	500	60	-88.00	5,000	14,500	190.00
CHINA	172	259	50.58	95,812	233,462	143.67
THAILAND	2,644	1,223	-53.74	324,547	327,686	0.97
SINGAPORE	57,290	89,587	56.37	1,478,043	3,551,747	140.30
PHILIPPINES	22	530	2,309.09	952	30,044	3,055.88
MALAYSIA	6,276	36,692	484.64	525,070	1,087,425	107.10
BRUNEI DARUSSALAM	190	190	0.00	8,413	1,000	-88.11
VIET NAM	24	23	-4.17	350	4,500	1,185.71
INDIA	0	162	-	0	1,410	-
PAKISTAN	40,058	8	-99.98	299,768	3,149	-98.95
BANGLADESH	18	313	1,638.89	1	11,100	1,109,900.00
SRI LANKA	280	0	-100.00	3,000	0	-100.00
IRAN (ISLAMIC REPUBLIC OF)	512	186	-63.67	3,000	500	-83.33
SAUDI ARABIA	1,561	130	-91.67	17,350	55,832	221.80
KUWAIT	0	69	-	0	30	-
YEMEN	192	0	-100.00	11,300	0	-100.00
OMAN	8	0	-100.00	1,268	0	-100.00
UNITED ARAB EMIRATES	295	374	26.78	12,708	26,735	110.38
KENYA	175	139	-20.57	25,500	4,000	-84.31
NIGERIA	1,234	0	-100.00	34,000	0	-100.00
SOUTH AFRICA	1	0	-100.00	1,300	0	-100.00
AUSTRALIA	14,180	5,005	-64.70	494,807	175,622	-64.51
NEW ZEALAND	4,161	5	-99.88	536,100	2,240	-99.58
EAST TIMOR	153	264	72.55	22,064	135	-99.39
UNITED STATES	27,155	2,926	-89.22	1,208,283	474,619	-60.72
CANADA	599	3,492	482.97	233,337	555,313	137.99
UNITED KINGDOM	30,811	25,532	-17.13	3,781,842	3,958,505	4.67
NETHERLANDS	4,948	5,834	17.91	200,943	210,677	4.84
FRANCE	254	6,749	2,557.09	19,103	168,857	783.93
GERMANY, FED. REP. OF	2,126	431	-79.73	165,821	6,270	-96.22
BELGIUM	124	51	-58.87	51,527	5,500	-89.33
SWITZERLAND	2,283	1,867	-18.22	57,725	56,950	-1.34
DENMARK	0	5	-	0	1,000	-
IRELAND	10	12	20.00	4,769	2,750	-42.34
ITALY	808	0	-100.00	19,974	0	-100.00
SPAIN	102	2,042	1,901.96	42,174	1,052,441	2,395.47
GREECE	0	4	-	0	50	-
-KAPAL LAUT DAN SEJENISNYA	76,843,537	66,075,498	-14.01	128,138,667	171,901,595	34.15
JAPAN	115	0	-100.00	2,176	0	-100.00
KOREA, REPUBLIC OF	0	3,000	-	0	3,000	-
CHINA	60	0	-100.00	7,500	0	-100.00
THAILAND	1,455,908	0	-100.00	3,525,000	0	-100.00
SINGAPORE	59,176,371	46,247,868	-21.85	77,305,177	137,112,334	77.37
PHILIPPINES	0	2,000	-	0	21,500	-
MALAYSIA	149,629	2,971,830	1,886.13	5,506,777	7,660,581	39.11
BRUNEI DARUSSALAM	78,816	0	-100.00	55,473	0	-100.00
VIET NAM	4,915,000	0	-100.00	3,963,996	0	-100.00
MALDIVES	44,560	0	-100.00	56,034	0	-100.00
SRI LANKA	2,272,000	0	-100.00	5,006,802	0	-100.00
UNITED ARAB EMIRATES	1,210,216	0	-100.00	1,031,091	0	-100.00
BAHRAIN	418,000	0	-100.00	432,452	0	-100.00
NIGERIA	1,528,000	0	-100.00	3,000,000	0	-100.00
AUSTRALIA	735,893	177,800	-75.84	1,736,360	446,880	-74.26
FIJI	4,227,000	0	-100.00	25,006,713	0	-100.00
EAST TIMOR	2,956	0	-100.00	58,143	0	-100.00
UNITED STATES	232	0	-100.00	7,000	0	-100.00
TRINIDAD AND TOBAGO	625,000	0	-100.00	1,428,006	0	-100.00
UNITED KINGDOM	3,312	0	-100.00	5,674	0	-100.00
FRANCE	46	0	-100.00	3,500	0	-100.00
GERMANY, FED. REP. OF	423	0	-100.00	793	0	-100.00
ITALY	0	16,673,000	-	0	26,657,300	-
-PERLENGKAPAN OLAHRAGA D	3,449,761	4,068,618	17.94	32,792,429	41,187,538	25.60
JAPAN	242,023	218,275	-9.81	3,620,698	3,623,557	0.08
HONG KONG	45,849	24,055	-47.53	584,708	257,204	-56.01
KOREA, REPUBLIC OF	29,001	70,632	143.55	199,274	402,049	101.76
TAIWAN	27,517	3,215	-88.32	33,848	9,517	-71.88
CHINA	180,666	89,498	-50.46	1,340,025	890,013	-33.58

TABEL 5. PERKEMBANGAN EKSPOR INDONESIA MENURUT KOMODITI DAN NEGARA TUJUAN

JENIS BARANG	BERAT BERSIH (KG)		PERUB %	NILAI FOB (US \$)		PERUB %
	JAN-FEB 2009	JAN-FEB 2010		JAN-FEB 2009	JAN-FEB 2010	
	(1)	(2)	(3)	(4)	(5)	(6)
THAILAND	9,387	14,273	52.05	45,509	126,639	178.27
SINGAPORE	43,181	25,999	-39.79	920,940	713,749	-22.50
PHILIPPINES	19,927	3,782	-81.02	61,338	25,572	-58.31
MALAYSIA	72,637	51,924	-28.52	538,578	212,314	-60.58
BRUNEI DARUSSALAM	300	0	-100.00	600	0	-100.00
VIET NAM	775	1,735	123.87	5,299	15,066	184.32
MALDIVES	128	0	-100.00	572	0	-100.00
INDIA	19,412	12,766	-34.24	210,486	152,402	-27.60
PAKISTAN	10,788	13,708	27.07	48,250	31,885	-33.92
SRI LANKA	587	28,858	4,816.18	17,914	14,476	-19.19
IRAN (ISLAMIC REPUBLIC OF)	2,989	9,039	202.41	20,392	27,253	33.65
SAUDI ARABIA	8,995	3,098	-65.56	73,993	29,758	-59.78
ISRAEL	6,768	6,925	2.32	42,339	47,417	11.99
KUWAIT	6,499	4,821	-25.82	31,062	29,460	-5.16
JORDAN	2,935	0	-100.00	37,323	0	-100.00
LEBANON	9,834	9,355	-4.87	22,079	31,858	44.29
SYRIA ARAB REPUBLIC	0	4,696	-	0	58,047	-
TURKEY	0	1,103	-	0	29,554	-
UNITED ARAB EMIRATES	49,131	46,273	-5.82	197,428	314,460	59.28
CYPRUS	0	1,397	-	0	13,089	-
LIBYAN ARAB JAMAHIRIYA	0	51	-	0	125	-
MOROCCO	4,383	0	-100.00	39,416	0	-100.00
ALGERIA	9,746	0	-100.00	28,443	0	-100.00
SUDAN	9,531	15,568	63.34	48,206	102,550	112.73
TOGO	0	380	-	0	812	-
GUINEA	0	646	-	0	2,945	-
CAMEROON	0	72	-	0	211	-
NIGERIA	15,291	28,384	85.63	83,353	147,052	76.42
COTE D'IVOIRE	0	110	-	0	126	-
MALI	0	127	-	0	168	-
SOUTH AFRICA	6,176	17,080	176.55	53,935	113,839	111.07
MAURITIUS	0	839	-	0	1,394	-
AUSTRALIA	67,161	93,101	38.62	655,058	717,862	9.59
NEW ZEALAND	12,192	13,406	9.96	75,859	74,017	-2.43
FIJI	0	14	-	0	169	-
EAST TIMOR	7,548	25,888	242.98	8,476	17,778	109.75
UNITED STATES	1,011,458	1,364,032	34.86	9,188,542	14,116,303	53.63
CANADA	46,922	44,961	-4.18	492,756	420,658	-14.63
MEXICO	134,269	105,208	-21.64	1,071,656	1,001,491	-6.55
PANAMA	7,474	0	-100.00	61,729	0	-100.00
SURINAME	0	1,487	-	0	7,106	-
CHILE	12,153	4,292	-64.68	136,919	48,572	-64.53
VENEZUELA	8,296	13,153	58.55	92,992	110,306	18.62
ARGENTINA	37,024	22,826	-38.35	329,050	159,435	-51.55
BRAZIL	99,787	125,177	25.44	886,142	1,205,722	36.06
COLOMBIA	13,734	8,500	-38.11	95,080	66,568	-29.99
PERU	6,028	2,909	-51.74	43,945	20,830	-52.60
GUYANA	0	795	-	0	2,250	-
EL SALVADOR	0	12,520	-	0	124,721	-
SAINT KITTS AND NEVIS	0	148	-	0	2,200	-
UNITED KINGDOM	254,714	354,902	39.33	2,402,426	4,106,356	70.93
NETHERLANDS	197,780	192,285	-2.78	1,871,669	1,948,921	4.13
FRANCE	191,755	182,252	-4.96	1,856,902	1,643,078	-11.52
GERMANY, FED. REP. OF	203,524	296,999	45.93	2,319,811	3,260,317	40.54
AUSTRIA	11,898	19,994	68.05	155,039	334,316	115.63
BELGIUM	16,607	20,793	25.21	154,272	272,518	76.65
SWITZERLAND	8,539	19,525	128.66	122,476	111,836	-8.69
DENMARK	30,227	18,352	-39.29	303,433	212,108	-30.10
NORWAY	3,231	1,641	-49.21	31,800	18,296	-42.47
SWEDEN	22,022	58,908	167.50	188,045	428,096	127.66
FINLAND	5,814	8,713	49.86	49,114	51,387	4.63
IRELAND	5,721	5,952	4.04	13,477	98,800	633.10
ITALY	43,339	71,925	65.96	436,952	740,929	69.57
SPAIN	12,940	47,655	268.28	159,918	509,782	218.78
PORTUGAL	2,145	37	-98.28	26,405	42	-99.84
ICELAND	0	2,754	-	0	27,385	-
GREECE	6,067	77,595	1,178.97	39,717	708,820	1,684.68
HUNGARY	2,568	15,273	494.74	36,168	104,168	188.01
POLAND	27,580	3,717	-86.52	256,061	56,878	-77.79
ROMANIA	504	564	11.90	4,335	4,478	3.30
KAZAKHSTAN	3,011	1,331	-55.80	31,260	12,901	-58.73
UKRAINE	0	4,233	-	0	43,271	-
LITHUANIA	0	2,939	-	0	16,836	-
LATVIA	8	0	-100.00	333	0	-100.00
CROATIA	17,933	20,038	11.74	53,355	63,773	19.53
SLOVAKIA	1,161	818	-29.54	9,362	9,475	1.21
SLOVENIA	535	3,341	524.49	6,137	26,640	334.09
CZECH REPUBLIC	71,372	19,350	-72.89	702,736	196,324	-72.06

TABEL 5. PERKEMBANGAN EKSPOR INDONESIA MENURUT KOMODITI DAN NEGARA TUJUAN

JENIS BARANG	BERAT BERSIH (KG)		PERUB	NILAI FOB (US \$)		PERUB
	JAN-FEB 2009	JAN-FEB 2010	%	JAN-FEB 2009	JAN-FEB 2010	%
	(1)	(2)	(3)	(4)	(5)	(6)
RUSSIA FEDERATION	10,264	69,631	578.40	117,014	659,258	463.40
-PENA DAN PENSIL	920,270	1,085,552	17.96	8,596,157	9,634,738	12.08
JAPAN	26,147	18,140	-30.62	341,909	247,440	-27.63
HONG KONG	18,239	11,344	-37.80	168,074	128,781	-23.38
KOREA, REPUBLIC OF	5,685	6,398	12.54	58,333	69,149	18.54
TAIWAN	6,565	1,205	-81.65	65,917	14,236	-78.40
CHINA	4,659	23,890	412.77	49,684	279,741	463.04
THAILAND	54,814	44,969	-17.96	413,546	381,843	-7.67
SINGAPORE	8,755	29,939	241.96	94,559	257,244	172.05
PHILIPPINES	18,734	43,653	133.01	134,280	403,029	200.14
MALAYSIA	44,533	60,454	35.75	502,708	622,725	23.87
BRUNEI DARUSSALAM	380	0	-100.00	2,725	0	-100.00
VIET NAM	7,650	10,519	37.50	44,952	76,881	71.03
MALDIVES	0	1,312	-	0	4,189	-
INDIA	655	0	-100.00	7,070	0	-100.00
PAKISTAN	4,160	0	-100.00	33,338	0	-100.00
BANGLADESH	25,438	29,435	15.71	228,735	261,266	14.22
IRAQ	0	3	-	0	20	-
IRAN (ISLAMIC REPUBLIC OF)	22,028	33,466	51.92	198,683	332,080	67.14
SAUDI ARABIA	29,086	620	-97.87	232,673	3,025	-98.70
ISRAEL	0	307	-	0	3,009	-
KUWAIT	8,703	11,412	31.13	101,892	115,445	13.30
JORDAN	0	159	-	0	938	-
LEBANON	2,465	2,173	-11.85	16,023	13,510	-15.68
SYRIA ARAB REPUBLIC	0	116	-	0	1,059	-
TURKEY	13,729	30,549	122.51	105,397	248,978	136.23
UNITED ARAB EMIRATES	5,045	8,128	61.11	48,896	77,745	59.00
QATAR	1,403	14,438	929.08	10,546	149,634	1,318.87
BAHRAIN	883	1,703	92.87	9,973	18,497	85.47
EGYPT	0	19,614	-	0	175,025	-
MOROCCO	21,500	0	-100.00	205,070	0	-100.00
SUDAN	56	0	-100.00	1,100	0	-100.00
TOGO	0	40,914	-	0	23,384	-
CAMEROON	0	2	-	0	14	-
MALI	0	20,632	-	0	9,905	-
SOUTH AFRICA	0	17,354	-	0	63,867	-
AUSTRALIA	47,416	41,888	-11.66	363,411	272,879	-24.91
NEW ZEALAND	4,473	6,599	47.53	41,138	64,533	56.87
FIJI	0	186	-	0	2,304	-
EAST TIMOR	12,418	10,422	-16.07	17,335	11,338	-34.59
UNITED STATES	137,552	249,592	81.45	1,840,275	2,849,122	54.82
CANADA	5,869	3,687	-37.18	127,824	52,764	-58.72
MEXICO	115,826	85,020	-26.60	875,393	798,253	-8.81
CHILE	0	1,115	-	0	17,203	-
VENEZUELA	0	6,420	-	0	50,979	-
ARGENTINA	0	2,068	-	0	35,543	-
COLOMBIA	105,524	15,179	-85.62	851,988	104,367	-87.75
ECUADOR	6,913	0	-100.00	60,205	0	-100.00
UNITED KINGDOM	25,909	22,227	-14.21	237,866	210,003	-11.71
NETHERLANDS	10,728	41,386	285.78	61,691	272,229	341.28
FRANCE	0	19,343	-	0	156,226	-
GERMANY, FED. REP. OF	65,143	70,017	7.48	418,541	470,458	12.40
NORWAY	0	482	-	0	7,157	-
SWEDEN	11,140	8,627	-22.56	122,261	107,150	-12.36
IRELAND	21,543	3,279	-84.78	242,499	23,040	-90.50
ITALY	3,406	5,923	73.90	56,574	75,527	33.50
SPAIN	1,847	4,136	123.93	18,815	36,552	94.27
PORTUGAL	0	2,438	-	0	3,583	-
HUNGARY	5,692	2,090	-63.28	109,962	23,768	-78.39
CZECH REPUBLIC	7,559	580	-92.33	74,296	7,101	-90.44
-BATU SEMI PERMATA	253	0	-100.00	46,735	0	-100.00
JAPAN	18	0	-100.00	20,293	0	-100.00
SINGAPORE	1	0	-100.00	168	0	-100.00
MALAYSIA	200	0	-100.00	26,090	0	-100.00
CANADA	13	0	-100.00	170	0	-100.00
BRAZIL	21	0	-100.00	14	0	-100.00
-KOPER, TAS, DOMPET PLASTIK	1,081,943	1,362,823	25.96	8,260,145	8,690,261	5.21
JAPAN	153,327	137,245	-10.49	1,064,872	1,032,989	-2.99
HONG KONG	6,915	30,365	339.12	77,357	181,812	135.03
KOREA, REPUBLIC OF	13,108	23,343	78.08	50,844	89,363	75.76
TAIWAN	4,361	9,129	109.33	11,201	30,853	175.45
CHINA	1,881	8,737	364.49	33,418	180,535	440.23
THAILAND	4,193	14,145	237.35	24,237	99,285	309.64
SINGAPORE	31,128	22,593	-27.42	215,031	230,319	7.11
PHILIPPINES	5,950	11,268	89.38	94,156	159,784	69.70

TABEL 5. PERKEMBANGAN EKSPOR INDONESIA MENURUT KOMODITI DAN NEGARA TUJUAN

JENIS BARANG	BERAT BERSIH (KG)		PERUB	NILAI FOB (US \$)		PERUB
	JAN-FEB 2009	JAN-FEB 2010	%	JAN-FEB 2009	JAN-FEB 2010	%
	(1)	(2)	(3)	(4)	(5)	(6)
MALAYSIA	5,089	6,558	28.87	33,230	29,483	-11.28
BRUNEI DARUSSALAM	184	538	192.39	1,123	6,039	437.76
VIET NAM	119	0	-100.00	290	0	-100.00
MALDIVES	127	958	654.33	794	7,100	794.21
INDIA	9,869	19,211	94.66	47,004	97,880	108.24
PAKISTAN	0	3,920	-	0	23,840	-
BANGLADESH	0	12,304	-	0	34,500	-
IRAN (ISLAMIC REPUBLIC OF)	126	8	-93.65	412	84	-79.61
SAUDI ARABIA	14,942	976	-93.47	41,677	5,609	-86.54
ISRAEL	0	174	-	0	1,402	-
KUWAIT	198	176	-11.11	5,505	1,080	-80.38
OMAN	0	1	-	0	3	-
TURKEY	0	18	-	0	504	-
UNITED ARAB EMIRATES	94,282	124,040	31.56	470,682	600,115	27.50
CYPRUS	1,642	0	-100.00	4,591	0	-100.00
EGYPT	0	5	-	0	17	-
MOROCCO	3,467	2,499	-27.92	63,157	45,522	-27.92
TUNISIA	645	0	-100.00	11,487	0	-100.00
NAMIBIA	1,334	190	-85.76	923	5,505	496.42
MADAGASCAR	51	0	-100.00	463	0	-100.00
KENYA	1,415	0	-100.00	11,722	0	-100.00
REUNION	59	87	47.46	98	357	264.29
GHANA	3,138	0	-100.00	11,870	0	-100.00
SEYCHELLES	88	0	-100.00	3,000	0	-100.00
SOUTH AFRICA	18,690	5,878	-68.55	47,702	13,140	-72.45
MAURITIUS	30	120	300.00	156	291	86.54
VIRGIN ISLANDS (BRITISH)	144	0	-100.00	557	0	-100.00
AUSTRALIA	38,312	35,008	-8.62	179,445	112,575	-37.26
NEW ZEALAND	4,297	3,939	-8.33	6,878	10,339	50.32
NEW CALEDONIA	769	745	-3.12	3,737	7,402	98.07
FIJI	72	90	25.00	520	488	-6.15
TONGA	0	74	-	0	976	-
EAST TIMOR	9,960	3,961	-60.23	10,066	2,157	-78.57
UNITED STATES	211,804	261,919	23.66	2,922,763	2,044,981	-30.03
CANADA	5,121	13,047	154.77	56,488	106,775	89.02
MEXICO	10,654	22,980	115.69	64,537	74,214	14.99
NICARAGUA	0	65	-	0	142	-
PANAMA	7,794	4,588	-41.13	25,005	10,165	-59.35
CHILE	1	1,089	108,800.00	4	2,284	57,000.00
VENEZUELA	85	0	-100.00	337	0	-100.00
ARGENTINA	1	5,544	554,300.00	2	12,062	603,000.00
BRAZIL	17,742	24,448	37.80	55,014	56,340	2.41
COLOMBIA	1	719	71,800.00	45	1,852	4,015.56
URUGUAY	3	2	-33.33	1	10	900.00
PARAGUAY	3	2	-33.33	1	7	600.00
ECUADOR	2,703	7,206	166.59	6,153	21,303	246.22
PERU	0	3,629	-	0	9,041	-
TRINIDAD AND TOBAGO	1,505	0	-100.00	1,810	0	-100.00
JAMAICA	0	381	-	0	1,127	-
PUERTO RICO	142	110	-22.54	1,399	2,320	65.83
DOMINICAN REPUBLIC	0	161	-	0	844	-
COSTA RICA	1	0	-100.00	15	0	-100.00
BERMUDA	597	304	-49.08	1,746	3,494	100.11
FRENCH POLYNESIA	146	272	86.30	2,251	4,354	93.43
MARTINIQUE	1,175	380	-67.66	3,030	2,614	-13.73
NETHERLANDS ANTILLES	47	90	91.49	1,781	2,263	27.06
GUADELOUPE	200	0	-100.00	288	0	-100.00
UNITED KINGDOM	46,840	132,288	182.43	225,545	592,512	162.70
NETHERLANDS	43,665	31,341	-28.22	658,805	358,875	-45.53
FRANCE	18,212	55,090	202.49	89,264	177,763	99.14
GERMANY, FED. REP. OF	69,535	121,942	75.37	414,145	875,370	111.37
AUSTRIA	5,722	12	-99.79	45,987	159	-99.65
BELGIUM	130,733	115,426	-11.71	476,499	687,789	44.34
SWITZERLAND	2,148	4,713	119.41	12,597	20,756	64.77
DENMARK	814	47	-94.23	9,758	1,460	-85.04
NORWAY	1,676	301	-82.04	22,592	10,298	-54.42
SWEDEN	1,323	3,901	194.86	8,809	9,298	5.55
IRELAND	299	798	166.89	2,721	5,014	84.27
ITALY	39,809	56,457	41.82	416,927	480,597	15.27
SPAIN	27,114	4,257	-84.30	169,375	40,886	-75.86
PORTUGAL	348	1,217	249.71	2,056	7,657	272.42
GREECE	2,114	6,448	205.01	15,350	42,468	176.66
HUNGARY	0	73	-	0	45	-
POLAND	574	402	-29.97	6,049	3,306	-45.35
YUGOSLAVIA	1	0	-100.00	1	0	-100.00
GEORGIA	0	30	-	0	92	-
SLOVAKIA	0	364	-	0	784	-
SLOVENIA	934	0	-100.00	1,785	0	-100.00

TABEL 5. PERKEMBANGAN EKSPOR INDONESIA MENURUT KOMODITI DAN NEGARA TUJUAN

JENIS BARANG	BERAT BERSIH (KG)		PERUB %	NILAI FOB (US \$)		PERUB %
	JAN-FEB 2009	JAN-FEB 2010		JAN-FEB 2009	JAN-FEB 2010	
(1)	(2)	(3)	(4)	(5)	(6)	(7)
CZECH REPUBLIC	0	381	-	0	1,523	-
RUSSIA FEDERATION	445	2,096	371.01	11,005	6,069	-44.85
-BARANG DARI LOGAM MULIA	50,646	52,732	4.12	90,346,178	22,521,953	-75.07
JAPAN	5,806	445	-92.34	415,068	61,640	-85.15
HONG KONG	1,075	2,131	98.23	11,885,925	3,079,646	-74.09
KOREA, REPUBLIC OF	170	164	-3.53	70,611	47,144	-33.23
TAIWAN	7	0	-100.00	938	0	-100.00
CHINA	48	0	-100.00	9,650	0	-100.00
THAILAND	216	1,188	450.00	185,739	553,954	198.24
SINGAPORE	24,261	31,959	31.73	43,325,093	4,306,913	-90.06
PHILIPPINES	0	465	-	0	60	-
MALAYSIA	0	8	-	0	174,182	-
MALDIVES	51	0	-100.00	35,750	0	-100.00
INDIA	0	11	-	0	8,801	-
SRI LANKA	0	4	-	0	612	-
TURKEY	77	66	-14.29	28,337	36,690	29.48
UNITED ARAB EMIRATES	229	168	-26.64	4,278,916	4,261,908	-0.40
CYPRUS	8	0	-100.00	9,329	0	-100.00
MADAGASCAR	5	0	-100.00	5,412	0	-100.00
KENYA	337	0	-100.00	2,754	0	-100.00
REUNION	0	236	-	0	256	-
U.S. VIRGIN ISLANDS	0	1	-	0	5	-
SEYCHELLES	10	0	-100.00	11	0	-100.00
SOUTH AFRICA	115	0	-100.00	144	0	-100.00
AUSTRALIA	1,881	3,216	70.97	22,559,803	177,812	-99.21
NEW ZEALAND	30	12	-60.00	3,637	3,937	8.25
UNITED STATES	7,035	5,272	-25.06	5,226,021	5,999,759	14.81
CANADA	258	38	-85.27	87,614	4,498	-94.87
MEXICO	68	9	-86.76	316	7,546	2,287.97
CHILE	0	190	-	0	3,564	-
PUERTO RICO	30	14	-53.33	410	2,676	552.68
COSTA RICA	65	0	-100.00	75	0	-100.00
BERMUDA	417	350	-16.07	1,220	4,114	237.21
CAYMAN ISLANDS	12	13	8.33	695	1,789	157.41
FRENCH POLYNESIA	0	31	-	0	593	-
MARTINIQUE	9	322	3,477.78	13	656	4,946.15
GUADELOUPE	0	367	-	0	501	-
UNITED KINGDOM	2,005	465	-76.81	182,351	145,457	-20.23
NETHERLANDS	2,449	2,989	22.05	319,893	533,765	66.86
FRANCE	676	694	2.66	7,030	6,940	-1.28
GERMANY, FED. REP. OF	630	511	-18.89	247,643	335,340	35.41
AUSTRIA	4	2	-50.00	2,553	818	-67.96
BELGIUM	7	0	-100.00	117	0	-100.00
SWITZERLAND	114	69	-39.47	95,851	46,337	-51.66
DENMARK	41	103	151.22	171,141	260,765	52.37
NORWAY	43	43	0.00	37,710	32,391	-14.11
FINLAND	0	3	-	0	2,587	-
ITALY	2,443	801	-67.21	1,133,794	2,352,606	107.50
SPAIN	0	370	-	0	64,412	-
PORTUGAL	14	0	-100.00	14,614	0	-100.00
POLAND	0	2	-	0	1,279	-
-PETI KEMAS	156,109	287,173	83.96	1,130,872	965,561	-14.62
JAPAN	38,912	58,368	50.00	66,588	105,549	58.51
PAPUA NEW GUINEA	0	12,095	-	0	10,092	-
SINGAPORE	34,197	50,871	48.76	90,158	355,985	294.85
MALAYSIA	0	80,644	-	0	132,200	-
MYANMAR (FORM. BURMA)	0	8,299	-	0	38,850	-
SRI LANKA	0	52,998	-	0	189,836	-
SAUDI ARABIA	0	15,768	-	0	77,478	-
SENEGAL	0	571	-	0	3,200	-
MAURITANIA	83,000	0	-100.00	974,126	0	-100.00
EAST TIMOR	0	4,760	-	0	13,632	-
MEXICO	0	2,799	-	0	38,739	-
-KOMPUTER DAN BAGIANNYA	6,227,556	5,113,547	-17.89	145,455,521	143,714,785	-1.20
JAPAN	382,792	188,428	-50.78	12,172,348	7,394,530	-39.25
HONG KONG	570,049	157,783	-72.32	4,728,934	8,158,188	72.52
KOREA, REPUBLIC OF	38,075	25,477	-33.09	293,118	1,353,001	361.59
TAIWAN	59,273	44,475	-24.97	1,476,639	1,635,914	10.79
CHINA	419,873	255,628	-39.12	16,364,537	4,169,330	-74.52
THAILAND	169,079	232,521	37.52	4,186,618	6,658,969	59.05
SINGAPORE	1,176,417	1,816,783	54.43	30,396,610	67,521,382	122.13
PHILIPPINES	162,646	153,924	-5.36	2,750,918	4,683,406	70.25
MALAYSIA	169,726	416,471	145.38	3,751,027	5,753,173	53.38
CAMBODIA	0	120	-	0	3,340	-
BRUNEI DARUSSALAM	110	0	-100.00	4,086	0	-100.00

TABEL 5. PERKEMBANGAN EKSPOR INDONESIA MENURUT KOMODITI DAN NEGARA TUJUAN

JENIS BARANG	BERAT BERSIH (KG)		PERUB %	NILAI FOB (US \$)		PERUB %
	JAN-FEB 2009	JAN-FEB 2010		JAN-FEB 2009	JAN-FEB 2010	
	(1)	(2)	(3)	(4)	(5)	(6)
LAO PEOPLE'S DEMOCRATIC RE	0	4	-	0	120	-
VIET NAM	68,840	42,210	-38.68	1,058,682	333,406	-68.51
INDIA	564,262	296,449	-47.46	7,026,866	4,114,627	-41.44
PAKISTAN	13,116	1,049	-92.00	214,222	33,112	-84.54
BANGLADESH	5,545	0	-100.00	119,543	0	-100.00
IRAN (ISLAMIC REPUBLIC OF)	53,137	32	-99.94	3,216,061	230	-99.99
SAUDI ARABIA	18,047	24,693	36.83	524,238	1,021,394	94.83
ISRAEL	4,913	93	-98.11	146,415	1,700	-98.84
LEBANON	17,903	1	-99.99	463,733	1	-100.00
SYRIA ARAB REPUBLIC	2,289	0	-100.00	62,129	0	-100.00
TURKEY	32,586	0	-100.00	879,288	0	-100.00
UNITED ARAB EMIRATES	520,193	336,665	-35.28	12,096,722	7,593,604	-37.23
EGYPT	31,123	82,800	166.04	435,848	1,917,061	339.85
LIBYAN ARAB JAMAHIRIYA	78,124	8,200	-89.50	611,298	196,522	-67.85
MOROCCO	619	0	-100.00	17,183	0	-100.00
TUNISIA	8,081	19,309	138.94	211,751	454,687	114.73
ALGERIA	21,747	0	-100.00	445,779	0	-100.00
GHANA	3,069	0	-100.00	103,224	0	-100.00
NIGERIA	5,987	1,638	-72.64	96,874	54,360	-43.89
SIERRA LEONE	210	0	-100.00	5,511	0	-100.00
SOUTH AFRICA	101,716	19,696	-80.64	2,595,462	526,147	-79.73
AUSTRALIA	163,325	65,470	-59.91	4,481,205	1,900,122	-57.60
NEW ZEALAND	15,553	10,118	-34.95	423,569	261,634	-38.23
EAST TIMOR	184,085	78,300	-57.47	154,182	52,592	-65.89
UNITED STATES	358,090	349,951	-2.27	12,312,631	7,767,308	-36.92
CANADA	8,711	37,825	334.22	266,088	1,024,749	285.12
MEXICO	48,868	1	-100.00	1,254,717	1	-100.00
PANAMA	0	121	-	0	1,747	-
CHILE	0	19,692	-	0	585,928	-
VENEZUELA	4,981	0	-100.00	129,051	0	-100.00
ARGENTINA	15,659	51,605	229.55	401,226	535,115	33.37
BRAZIL	52,025	22,806	-56.16	422,455	184,477	-56.33
PERU	3,384	25,633	657.48	111,950	801,135	615.62
UNITED KINGDOM	9,862	16,010	62.34	400,145	355,772	-11.09
NETHERLANDS	463,220	125,186	-72.97	11,666,170	2,685,588	-76.98
FRANCE	77	459	496.10	508	404,657	79,556.89
GERMANY, FED. REP. OF	39,249	146,341	272.85	1,772,131	2,457,018	38.65
AUSTRIA	7,895	0	-100.00	247,791	0	-100.00
BELGIUM	147	468	218.37	5,181	12,292	137.25
SWITZERLAND	0	75	-	0	12,966	-
NORWAY	6	0	-100.00	108	0	-100.00
SWEDEN	12	0	-100.00	216	0	-100.00
FINLAND	77	24,080	31,172.73	4,998	532,036	10,544.98
IRELAND	24,787	264	-98.93	1,332,496	158,413	-88.11
ITALY	1,696	3	-99.82	151,292	16,814	-88.89
SPAIN	445	15	-96.63	9,380	373	-96.02
PORTUGAL	0	851	-	0	1,077	-
HUNGARY	26	4	-84.62	2,263	24	-98.94
POLAND	6,579	1,428	-78.29	878,350	9,571	-98.91
UKRAINE	7	0	-100.00	122	0	-100.00
UZBEKISTAN	2,172	0	-100.00	48,528	0	-100.00
GEORGIA	0	6,900	-	0	211,852	-
SLOVAKIA	37,139	0	-100.00	1,173,437	0	-100.00
SLOVENIA	0	5,482	-	0	163,077	-
CZECH REPUBLIC	79,913	0	-100.00	1,349,082	0	-100.00
RUSSIA FEDERATION	19	10	-47.37	585	243	-58.46
-KENDARAAN BERMOTOR RODA	1,259,326	659,737	-47.61	10,066,771	5,401,915	-46.34
JAPAN	6,711	7,022	4.63	87,480	59,468	-32.02
HONG KONG	40	0	-100.00	724	0	-100.00
KOREA, REPUBLIC OF	150	578	285.33	1,635	800	-51.07
CHINA	0	210	-	0	2,555	-
THAILAND	3,334	2,764	-17.10	47,242	29,152	-38.29
SINGAPORE	130	0	-100.00	2,847	0	-100.00
PHILIPPINES	922,138	8,767	-99.05	7,092,049	169,037	-97.62
MALAYSIA	2,604	114,160	4,284.02	42,745	1,405,888	3,189.01
MALDIVES	4,459	9,038	102.69	28,458	73,109	156.90
INDIA	287	0	-100.00	4,761	0	-100.00
PAKISTAN	0	1,600	-	0	15,992	-
TANZANIA, UNITED REPUBLIC OF	0	1,109	-	0	1,361	-
REUNION	0	396	-	0	2,105	-
TOGO	13,114	81,681	522.85	58,560	383,383	554.68
LIBERIA	0	5,214	-	0	2,566	-
ANGOLA	0	12,960	-	0	91,200	-
CONGO	0	1,605	-	0	2,100	-
SENEGAL	0	7,389	-	0	1,500	-
MALI	0	4,452	-	0	6,650	-
BURKINA FASO	17,280	0	-100.00	122,832	0	-100.00

TABEL 5. PERKEMBANGAN EKSPOR INDONESIA MENURUT KOMODITI DAN NEGARA TUJUAN

JENIS BARANG	BERAT BERSIH (KG)		PERUB	NILAI FOB (US \$)		PERUB
	JAN-FEB 2009	JAN-FEB 2010	%	JAN-FEB 2009	JAN-FEB 2010	%
	(1)	(2)	(3)	(4)	(5)	(6)
GAMBIA	1,420	3,204	125.63	1,878	1,038	-44.73
AUSTRALIA	7,454	11,118	49.15	36,906	26,536	-28.10
NEW ZEALAND	0	400	-	0	1,700	-
EAST TIMOR	87,995	160,826	82.77	966,778	1,463,244	51.35
UNITED STATES	9,981	4,196	-57.96	133,826	4,385	-96.72
CANADA	63	0	-100.00	435	0	-100.00
HONDURAS	13,440	0	-100.00	140,064	0	-100.00
COLOMBIA	85,998	175,080	103.59	483,443	1,206,771	149.62
BOLIVIA	15,708	0	-100.00	165,984	0	-100.00
NETHERLANDS ANTILLES	312	0	-100.00	1,320	0	-100.00
UNITED KINGDOM	250	0	-100.00	250	0	-100.00
NETHERLANDS	374	5,668	1,415.51	2,682	33,710	1,156.90
FRANCE	3,336	6,395	91.70	5,091	63,270	1,142.78
GERMANY, FED. REP. OF	12,319	0	-100.00	21,036	0	-100.00
AUSTRIA	0	200	-	0	300	-
BELGIUM	1,439	3,521	144.68	2,700	40,100	1,385.19
SWITZERLAND	0	715	-	0	3,679	-
DENMARK	0	425	-	0	1,580	-
NORWAY	1,671	450	-73.07	1,695	1,650	-2.65
IRELAND	200	0	-100.00	972	0	-100.00
ITALY	29,952	6,919	-76.90	363,312	50,486	-86.10
SPAIN	1,192	2,661	123.24	1,916	8,032	319.21
PORTUGAL	15,975	17,881	11.93	247,150	246,464	-0.28
POLAND	0	1,133	-	0	2,104	-
-KENDARAAN BERMOTOR RODA	21,079,431	17,006,722	-19.32	150,016,363	127,565,417	-14.97
JAPAN	1,891,523	1,991,687	5.30	16,303,172	18,654,792	14.42
HONG KONG	0	10,720	-	0	87,200	-
TAIWAN	110,802	325,666	193.92	706,093	2,242,716	217.62
THAILAND	1,290,454	2,584,375	100.27	7,992,001	28,060,348	251.11
SINGAPORE	375,358	908,773	142.11	1,431,377	1,217,067	-14.97
PHILIPPINES	2,324,525	2,129,924	-8.37	13,420,332	12,347,118	-8.00
MALAYSIA	2,361,438	1,341,418	-43.19	15,180,324	10,301,012	-32.14
MYANMAR (FORM. BURMA)	171,300	0	-100.00	1,539,600	0	-100.00
BRUNEI DARUSSALAM	221,959	169,224	-23.76	1,601,414	1,117,494	-30.22
VIET NAM	2,218	51,019	2,200.23	39,726	579,570	1,358.92
INDIA	9,186	168	-98.17	79,850	3,030	-96.21
PAKISTAN	80,400	39,027	-51.46	498,900	344,038	-31.04
BANGLADESH	48,750	28,930	-40.66	310,290	168,078	-45.83
SRI LANKA	9,510	12,680	33.33	48,486	64,648	33.33
SAUDI ARABIA	3,153,071	2,437,122	-22.71	24,486,046	20,536,099	-16.13
KUWAIT	204,965	144,686	-29.41	2,061,746	1,174,406	-43.04
JORDAN	35,691	18,645	-47.76	219,485	110,235	-49.78
LEBANON	676,700	337,424	-50.14	4,625,657	1,674,180	-63.81
YEMEN	139,084	209,076	50.32	719,766	1,341,517	86.38
OMAN	817,072	346,444	-57.60	8,071,226	2,837,246	-64.85
SYRIA ARAB REPUBLIC	217,094	72,126	-66.78	1,308,701	485,296	-62.92
UNITED ARAB EMIRATES	2,001,754	291,765	-85.42	21,051,781	2,278,448	-89.18
QATAR	223,245	30,273	-86.44	2,126,281	204,765	-90.37
BAHRAIN	129,176	62,400	-51.69	1,364,393	537,383	-60.61
EGYPT	917,710	268,138	-70.78	6,848,324	2,512,590	-63.31
MOROCCO	22,300	0	-100.00	158,755	0	-100.00
ALGERIA	61,739	6,529	-89.42	594,517	50,646	-91.48
SUDAN	0	34,880	-	0	377,939	-
MADAGASCAR	18,642	0	-100.00	102,774	0	-100.00
KENYA	25,424	6,779	-73.34	141,342	35,894	-74.60
MOZAMBIQUE	25,346	3,374	-86.69	129,435	17,227	-86.69
LIBERIA	0	2,662	-	0	1,310	-
ANGOLA	80,372	101,698	26.53	477,530	580,871	21.64
NIGERIA	58,800	75,432	28.29	239,190	535,263	123.78
GABON	9,870	7,140	-27.66	92,605	74,154	-19.92
SEYCHELLES	6,203	2,350	-62.12	47,057	17,306	-63.22
SOUTH AFRICA	1,627,901	1,139,103	-30.03	7,295,408	7,012,621	-3.88
MAURITIUS	8,475	3,390	-60.00	47,890	19,156	-60.00
AUSTRALIA	133,444	76,381	-42.76	821,872	503,060	-38.79
NEW ZEALAND	28,200	4,700	-83.33	194,280	33,580	-82.72
SAINT VINCENT AND THE GREN/	7,154	0	-100.00	43,883	0	-100.00
VANUATU	4,020	6,204	54.33	26,991	40,982	51.84
FIJI	0	4,875	-	0	31,029	-
SOLOMON ISLANDS	0	11,006	-	0	29,448	-
EAST TIMOR	481,531	399,417	-17.05	1,307,562	1,721,517	31.66
UNITED STATES	46,355	20,998	-54.70	309,711	117,030	-62.21
MEXICO	189,839	284,755	50.00	1,079,469	1,501,033	39.05
HONDURAS	11,608	0	-100.00	72,256	0	-100.00
NICARAGUA	10,719	9,399	-12.31	67,030	55,872	-16.65
PANAMA	140,199	77,694	-44.58	875,235	482,243	-44.90
SURINAME	0	5,030	-	0	24,000	-
CHILE	317,876	364,059	14.53	1,766,280	2,144,659	21.42

TABEL 5. PERKEMBANGAN EKSPOR INDONESIA MENURUT KOMODITI DAN NEGARA TUJUAN

JENIS BARANG	BERAT BERSIH (KG)		PERUB %	NILAI FOB (US \$)		PERUB %
	JAN-FEB 2009	JAN-FEB 2010		JAN-FEB 2009	JAN-FEB 2010	
	(1)	(2)	(3)	(4)	(5)	(6)
VENEZUELA	0	71,829	-	0	479,392	-
ARGENTINA	33,910	0	-100.00	321,508	0	-100.00
PARAGUAY	6,300	0	-100.00	62,480	0	-100.00
PERU	0	129,710	-	0	870,541	-
TRINIDAD AND TOBAGO	42,880	0	-100.00	299,840	0	-100.00
BAHAMAS	0	2,350	-	0	14,616	-
JAMAICA	25,883	13,290	-48.65	199,225	138,410	-30.53
PUERTO RICO	19,321	63,241	227.32	120,223	397,829	230.91
EL SALVADOR	4,803	23,500	389.28	28,651	141,580	394.15
BARBADOS	20,448	27,707	35.50	135,676	190,730	40.58
ANTIGUA AND BARBUDA	0	4,020	-	0	29,646	-
ARUBA	8,105	0	-100.00	48,038	0	-100.00
BERMUDA	26,800	8,225	-69.31	187,400	51,156	-72.70
DOMINICA	31,725	1,175	-96.30	178,467	7,308	-95.91
FRENCH POLYNESIA	26,876	13,436	-50.01	108,804	54,402	-50.00
GRENADA	0	2,680	-	0	19,764	-
NETHERLANDS ANTILLES	0	4,819	-	0	29,970	-
SAINT LUCIA	0	4,700	-	0	29,232	-
TURKS AND CAICOS ISLANDS	0	8,040	-	0	59,292	-
UNITED KINGDOM	2,470	0	-100.00	2,160	0	-100.00
NETHERLANDS	6,716	0	-100.00	5,200	0	-100.00
BELGIUM	87,502	122,293	39.76	347,648	533,925	53.58
GIBRALTAR	6,690	6,690	0.00	45,000	45,600	1.33
PORTUGAL	0	39,452	-	0	185,908	-
-SUKU CADANG MESIN	8,032,241	13,502,210	68.10	121,466,100	129,847,452	6.90
JAPAN	2,865,863	2,305,769	-19.54	10,003,818	8,367,292	-16.36
HONG KONG	40,702	78,561	93.02	242,625	2,468,373	917.36
KOREA, REPUBLIC OF	316,391	1,161,845	267.22	438,959	1,892,273	331.08
TAIWAN	4,367	1,256	-71.24	162,031	48,240	-70.23
CHINA	102,312	123,957	21.16	1,944,384	2,832,602	45.68
PAPUA NEW GUINEA	2,001	2,949	47.38	50,232	32,633	-35.04
THAILAND	312,105	3,298,534	956.87	1,122,495	9,767,467	770.16
SINGAPORE	1,803,249	3,491,689	93.63	85,773,780	77,944,317	-9.13
PHILIPPINES	294,032	21,100	-92.82	3,172,180	253,911	-92.00
MALAYSIA	175,397	262,298	49.55	2,451,975	1,461,902	-40.38
BRUNEI DARUSSALAM	5,818	6,712	15.37	40,760	77,150	89.28
LAO PEOPLE'S DEMOCRATIC RE	1,127	22,259	1,875.07	7,413	186,215	2,412.01
VIET NAM	2,747	11,136	305.39	57,876	105,083	81.57
INDIA	354,706	444,586	25.34	1,431,463	1,303,828	-8.92
PAKISTAN	431	371	-13.92	23,239	57,239	146.31
BANGLADESH	0	1,225	-	0	13,987	-
SRI LANKA	9	606	6,633.33	8,861	4,171	-52.93
IRAN (ISLAMIC REPUBLIC OF)	8,885	0	-100.00	48,527	0	-100.00
SAUDI ARABIA	116,197	200	-99.83	360,416	28,858	-91.99
ISRAEL	1,650	25	-98.48	48,861	326	-99.33
KUWAIT	0	9	-	0	2,594	-
LEBANON	0	9	-	0	87	-
OMAN	382	50	-86.91	13,785	5,358	-61.13
SYRIA ARAB REPUBLIC	0	578	-	0	26,160	-
TURKEY	18,451	1,756	-90.48	117,625	8,410	-92.85
UNITED ARAB EMIRATES	649,797	237,800	-63.40	1,639,693	787,178	-51.99
QATAR	3,468	31	-99.11	15,471	541	-96.50
EGYPT	0	386	-	0	76,194	-
SUDAN	0	191	-	0	3,671	-
KENYA	10,367	0	-100.00	323,140	0	-100.00
ANGOLA	725	700	-3.45	30,561	5,339	-82.53
CONGO	4,949	0	-100.00	138,617	0	-100.00
NIGERIA	4,450	8,253	85.46	14,400	45,334	214.82
SENEGAL	0	2,339	-	0	13,187	-
UGANDA	194	0	-100.00	12,619	0	-100.00
SOUTH AFRICA	3,100	15,413	397.19	32,469	55,274	70.24
VIRGIN ISLANDS (BRITISH)	0	17,085	-	0	505,674	-
AUSTRALIA	361,210	105,033	-70.92	3,003,822	453,272	-84.91
NEW ZEALAND	599	2,054	242.90	15,767	129,256	719.79
NEW CALEDONIA	0	2	-	0	357	-
FJI	0	56	-	0	1,055	-
EAST TIMOR	4,032	13,843	243.33	9,422	23,157	145.78
UNITED STATES	138,001	284,281	106.00	3,406,567	6,670,074	95.80
CANADA	102,300	6,554	-93.59	280,111	97,383	-65.23
MEXICO	1,715	32,499	1,794.99	142,623	533,268	273.90
PANAMA	177	185	4.52	3,885	4,479	15.29
CHILE	34	30,929	90,867.65	443	161,464	36,347.86
VENEZUELA	0	12	-	0	10,784	-
ARGENTINA	1,622	698	-56.97	28,838	4,463	-84.52
BRAZIL	89,599	1,132,360	1,163.81	294,050	3,552,313	1,108.06
COLOMBIA	0	581	-	0	37,261	-
ECUADOR	0	1	-	0	405	-

TABEL 5. PERKEMBANGAN EKSPOR INDONESIA MENURUT KOMODITI DAN NEGARA TUJUAN

JENIS BARANG	BERAT BERSIH (KG)		PERUB	NILAI FOB (US \$)		PERUB
	JAN-FEB 2009	JAN-FEB 2010	%	JAN-FEB 2009	JAN-FEB 2010	%
	(1)	(2)	(3)	(4)	(5)	(6)
PERU	0	1	-	0	4	-
TRINIDAD AND TOBAGO	6,854	0	-100.00	18,993	0	-100.00
UNITED KINGDOM	72,117	169,625	135.21	2,679,495	6,249,270	133.23
NETHERLANDS	58,050	61,352	5.69	489,756	1,428,659	191.71
FRANCE	18,621	1,294	-93.05	157,257	47,064	-70.07
GERMANY, FED. REP. OF	32,767	7,684	-76.55	424,411	159,047	-62.53
AUSTRIA	0	71	-	0	3,175	-
BELGIUM	31,828	44,540	39.94	145,443	186,011	27.89
SWITZERLAND	13	0	-100.00	4,123	0	-100.00
NORWAY	461	0	-100.00	60,477	0	-100.00
SWEDEN	47	94	100.00	15,534	324	-97.91
FINLAND	95	0	-100.00	37,404	0	-100.00
IRELAND	2,874	3,822	32.99	45,880	73,527	60.26
ITALY	1,071	1	-99.91	361,651	55	-99.98
SPAIN	191	351	83.77	2,170	4,690	116.13
PORTUGAL	0	6,050	-	0	11,320	-
GREECE	3	0	-100.00	35	0	-100.00
HUNGARY	350	262	-25.14	4,930	2,060	-58.22
POLAND	0	20	-	0	131	-
ROMANIA	0	17,996	-	0	233,666	-
AZERBAIJAN	1,517	129	-91.50	76,822	32,743	-57.38
KAZAKHSTAN	80	1,156	1,345.00	1,760	7,309	315.28
UKRAINE	222	202	-9.01	5,985	4,424	-26.08
GEORGIA	0	476	-	0	1,888	-
SLOVAKIA	76	10,466	13,671.05	412	1,168,500	283,516.50
CZECH REPUBLIC	1,580	62	-96.08	13,598	17,933	31.88
RUSSIA FEDERATION	263	47,790	18,071.10	6,161	155,793	2,428.70
-SUKU CADANG KENDARAAN	17,310,231	29,744,228	71.83	118,200,990	202,915,181	71.67
JAPAN	4,088,433	7,246,035	77.23	20,586,260	38,835,171	88.65
HONG KONG	22,695	6,840	-69.86	259,457	50,288	-80.62
KOREA, REPUBLIC OF	14,303	29,474	106.07	99,999	250,178	150.18
TAIWAN	197,625	531,516	168.95	1,734,383	5,060,702	191.79
CHINA	241,055	75,299	-68.76	1,051,201	582,397	-44.60
PAPUA NEW GUINEA	0	1,193	-	0	19,853	-
THAILAND	2,784,404	4,446,784	59.70	26,326,302	43,567,850	65.49
SINGAPORE	2,221,572	4,103,345	84.70	14,261,045	23,841,976	67.18
PHILIPPINES	1,092,533	1,801,684	64.91	7,065,373	11,160,507	57.96
MALAYSIA	2,081,806	3,638,389	74.77	15,694,863	22,671,919	44.45
BRUNEI DARUSSALAM	293	2,741	835.49	4,194	35,799	753.58
VIET NAM	477,892	1,241,778	159.84	3,110,426	7,623,330	145.09
MALDIVES	0	491	-	0	1,884	-
INDIA	54,247	385,429	610.51	477,388	3,838,256	704.01
PAKISTAN	80,275	382,538	376.53	356,754	1,730,805	385.15
BANGLADESH	23,134	32,867	42.07	48,842	60,043	22.93
SRI LANKA	39,545	16,379	-58.58	129,923	63,982	-50.75
IRAN (ISLAMIC REPUBLIC OF)	0	170,666	-	0	582,108	-
SAUDI ARABIA	299,178	16,244	-94.57	253,419	202,850	-19.95
ISRAEL	42,659	3,385	-92.06	174,765	35,684	-79.58
KUWAIT	15,465	18,402	18.99	39,704	54,567	37.43
LEBANON	1,592	163	-89.76	5,410	2,679	-50.48
OMAN	60,410	189	-99.69	109,707	2,416	-97.80
TURKEY	27,337	136,313	398.64	391,500	1,815,429	363.71
UNITED ARAB EMIRATES	133,560	159,046	19.08	302,110	302,733	0.21
QATAR	2,818	1,234	-56.21	48,737	11,307	-76.80
BAHRAIN	375	88	-76.53	3,478	360	-89.65
CYPRUS	26	5,427	20,773.08	117	16,844	14,296.58
EGYPT	127,786	177,847	39.18	467,084	753,233	61.26
LIBYAN ARAB JAMAHIRIYA	99	30	-69.70	1,519	75	-95.06
TUNISIA	4,653	13,020	179.82	13,867	27,720	99.90
TANZANIA, UNITED REPUBLIC OF	0	80	-	0	1,450	-
TOGO	0	147	-	0	280	-
GHANA	766	0	-100.00	16,223	0	-100.00
ANGOLA	0	50	-	0	530	-
CONGO	37	0	-100.00	288	0	-100.00
CAMEROON	56	33	-41.07	205	203	-0.98
NIGERIA	600	0	-100.00	36,570	0	-100.00
GABON	0	300	-	0	883	-
UGANDA	0	210	-	0	13,263	-
SOUTH AFRICA	93,029	166,356	78.82	815,028	1,631,819	100.22
AUSTRALIA	62,438	138,089	121.16	632,708	1,362,734	115.38
NEW ZEALAND	1,470	2,506	70.48	13,212	24,043	81.98
SAINT VINCENT AND THE GREN/	72	268	272.22	873	4,205	381.67
FIJI	438	0	-100.00	3,541	0	-100.00
EAST TIMOR	158,740	224,314	41.31	409,506	460,037	12.34
UNITED STATES	801,950	1,191,842	48.62	6,608,599	10,030,569	51.78
CANADA	1,258	45,325	3,502.94	16,975	411,529	2,324.32
MEXICO	84,355	118,098	40.00	1,311,930	1,847,832	40.85

TABEL 5. PERKEMBANGAN EKSPOR INDONESIA MENURUT KOMODITI DAN NEGARA TUJUAN

JENIS BARANG	BERAT BERSIH (KG)		PERUB %	NILAI FOB (US \$)		PERUB %
	JAN-FEB 2009	JAN-FEB 2010		JAN-FEB 2009	JAN-FEB 2010	
	(1)	(2)	(3)	(4)	(5)	(6)
GUATEMALA	0	566	-	0	4,501	-
HONDURAS	0	18,085	-	0	41,305	-
NICARAGUA	291	0	-100.00	3,227	0	-100.00
SURINAME	0	201	-	0	963	-
CHILE	2,707	2,429	-10.27	7,406	21,425	189.29
VENEZUELA	8,911	4,454	-50.02	42,127	36,236	-13.98
ARGENTINA	140,251	82,747	-41.00	1,306,915	564,699	-56.79
BRAZIL	517,618	814,440	57.34	7,375,872	10,793,981	46.34
COLOMBIA	1,620	412	-74.57	15,095	4,381	-70.98
BOLIVIA	2,517	0	-100.00	36,973	0	-100.00
PERU	0	1,759	-	0	26,664	-
TRINIDAD AND TOBAGO	2,028	1,084	-46.55	9,762	13,688	40.22
BAHAMAS	0	23	-	0	234	-
JAMAICA	2	68	3,300.00	114	921	707.89
PUERTO RICO	8,635	9,450	9.44	80,207	54,109	-32.54
DOMINICAN REPUBLIC	455	357	-21.54	8,229	3,731	-54.66
EL SALVADOR	208	0	-100.00	1,612	0	-100.00
COSTA RICA	0	1,098	-	0	10,453	-
BARBADOS	49	1,316	2,585.71	808	11,173	1,282.80
ANTIGUA AND BARBUDA	171	0	-100.00	2,550	0	-100.00
ARUBA	8	122	1,425.00	62	839	1,253.23
BERMUDA	80	89	11.25	548	629	14.78
CAYMAN ISLANDS	42	0	-100.00	494	0	-100.00
FRENCH POLYNESIA	0	98	-	0	1,668	-
GRENADA	9	0	-100.00	150	0	-100.00
NETHERLANDS ANTILLES	231	264	14.29	2,338	2,762	18.14
SAINT LUCIA	19	0	-100.00	677	0	-100.00
GAUDELLOUPE	0	355	-	0	2,829	-
SAINT KITTS AND NEVIS	14	0	-100.00	676	0	-100.00
UNITED KINGDOM	96,947	384,700	296.81	614,084	3,906,634	536.17
NETHERLANDS	234,480	384,584	64.02	1,054,429	1,500,880	42.34
FRANCE	0	25	-	0	520	-
GERMANY, FED. REP. OF	389,937	548,365	40.63	1,820,944	2,500,568	37.32
AUSTRIA	0	22,093	-	0	116,305	-
BELGIUM	13,700	36,811	168.69	152,105	236,164	55.26
SWITZERLAND	43	10,806	25,030.23	1,470	48,228	3,180.82
DENMARK	9,306	10,673	14.69	44,466	47,082	5.88
NORWAY	20,066	20,634	2.83	110,956	123,130	10.97
SWEDEN	86,253	108,464	25.75	492,811	572,162	16.10
FINLAND	25,913	94,127	263.24	144,977	517,143	256.71
ITALY	80,445	100,729	25.21	528,512	436,554	-17.40
SPAIN	16,718	9,254	-44.65	128,764	127,573	-0.92
PORTUGAL	12,747	8,642	-32.20	54,461	29,551	-45.74
GREECE	38,810	44,394	14.39	196,335	249,014	26.83
HUNGARY	168,922	259,743	53.77	745,602	841,549	12.87
POLAND	48,725	80,711	65.65	175,777	256,212	45.76
BULGARIA	8	22,549	281,762.50	50	70,995	141,890.00
UKRAINE	0	15,093	-	0	159,007	-
LITHUANIA	0	11,135	-	0	46,882	-
SLOVAKIA	0	10,561	-	0	47,073	-
CZECH REPUBLIC	28,048	49,848	77.72	109,974	225,827	105.35
RUSSIA FEDERATION	12,318	38,416	211.87	45,946	266,615	480.28
-UBI KAYU OLAHAN	8,866,325	18,642,989	110.27	1,144,869	3,193,672	178.96
JAPAN	0	101,200	-	0	21,859	-
HONG KONG	65	18	-72.31	373	240	-35.66
KOREA, REPUBLIC OF	8,685,070	0	-100.00	1,068,264	0	-100.00
TAIWAN	92,360	12,525	-86.44	27,093	4,384	-83.82
CHINA	0	18,470,106	-	0	3,040,576	-
SINGAPORE	1,250	6,630	430.40	2,890	69,832	2,316.33
PHILIPPINES	859	24,249	2,722.93	1,386	3,467	150.14
MALAYSIA	75,558	10,141	-86.58	15,520	8,250	-46.84
BRUNEI DARUSSALAM	0	11,854	-	0	29,875	-
MALDIVES	21	0	-100.00	48	0	-100.00
KUWAIT	1,305	0	-100.00	4,509	0	-100.00
AUSTRALIA	2,568	0	-100.00	5,970	0	-100.00
UNITED STATES	4,894	1,250	-74.46	12,926	3,100	-76.02
UNITED KINGDOM	0	5,016	-	0	12,089	-
NETHERLANDS	2,375	0	-100.00	5,890	0	-100.00
-INDUSTRI LAINNYA	257,420,083	332,657,510	29.23	763,585,449	851,546,890	11.52
JAPAN	16,703,492	19,484,757	16.65	86,138,669	82,698,097	-3.99
HONG KONG	2,085,699	2,532,641	21.43	10,416,992	6,829,481	-34.44
KOREA, REPUBLIC OF	31,152,991	19,073,630	-38.77	32,138,978	21,652,950	-32.63
TAIWAN	6,430,529	10,486,190	63.07	8,656,289	11,991,245	38.53
CHINA	5,404,289	25,496,559	371.78	12,343,343	29,697,876	140.60
MONGOLIA	10,684	175,369	1,541.42	87,318	494,635	466.48
MACAU	481,292	644	-99.87	93,527	9,009	-90.37

TABEL 5. PERKEMBANGAN EKSPOR INDONESIA MENURUT KOMODITI DAN NEGARA TUJUAN

JENIS BARANG	BERAT BERSIH (KG)		PERUB %	NILAI FOB (US \$)		PERUB %
	JAN-FEB 2009	JAN-FEB 2010		JAN-FEB 2009	JAN-FEB 2010	
	(1)	(2)	(3)	(4)	(5)	(6)
PAPUA NEW GUINEA	6,897,109	1,498,534	-78.27	2,133,363	2,574,885	20.70
THAILAND	12,636,118	18,026,446	42.66	36,099,835	58,331,506	61.58
SINGAPORE	36,963,387	33,531,612	-9.28	207,986,283	125,102,559	-39.85
PHILIPPINES	12,203,722	9,487,847	-22.25	16,333,085	22,176,936	35.78
MALAYSIA	22,173,561	28,203,458	27.19	35,599,634	51,897,248	45.78
MYANMAR (FORM. BURMA)	1,133,077	1,637,071	44.48	942,440	1,082,890	14.90
CAMBODIA	330,991	71,854	-78.29	508,291	411,412	-19.06
BRUNEI DARUSSALAM	366,736	109,167	-70.23	881,904	180,734	-79.51
LAO PEOPLE'S DEMOCRATIC RE	431	50	-88.40	2,155	979	-54.57
NEPAL	5,194	130,000	2,402.89	27,855	362,433	1,201.14
VIET NAM	3,997,274	6,819,501	70.60	10,375,478	20,088,842	93.62
MALDIVES	413,434	907,854	119.59	359,837	959,959	166.78
INDIA	8,284,780	10,296,244	24.28	13,596,282	20,555,558	51.19
PAKISTAN	4,292,868	5,793,747	34.96	5,081,355	2,799,707	-44.90
BANGLADESH	2,533,898	2,889,769	14.04	3,085,151	3,933,047	27.48
SRI LANKA	917,343	1,656,542	80.58	1,636,048	3,164,419	93.42
AFGHANISTAN	134,684	168,277	24.94	55,576	31,891	-42.62
IRAQ	3,697,901	69,316	-98.13	10,352,272	169,376	-98.36
IRAN (ISLAMIC REPUBLIC OF)	88,505	259,192	192.86	491,882	779,904	58.56
SAUDI ARABIA	2,805,431	3,969,328	41.49	6,907,749	6,428,371	-6.94
ISRAEL	17,940	387,617	2,060.63	115,967	1,301,579	1,022.37
KUWAIT	300,454	213,139	-29.06	442,438	483,796	9.35
JORDAN	241,100	430,531	78.57	765,956	919,306	20.02
LEBANON	83,568	255,104	205.27	128,230	287,030	123.84
YEMEN	145,369	153,114	5.33	331,008	219,068	-33.82
OMAN	63,777	68,386	7.23	320,398	216,001	-32.58
SYRIA ARAB REPUBLIC	187,902	156,507	-16.71	321,133	376,162	17.14
TURKEY	947,416	1,600,581	68.94	1,704,365	2,844,006	66.87
UNITED ARAB EMIRATES	4,760,117	3,226,757	-32.21	15,909,576	4,893,896	-69.24
QATAR	986,619	1,114,948	13.01	741,327	567,748	-23.41
BAHRAIN	410,410	424,333	3.39	195,267	191,384	-1.99
CYPRUS	6,056	36,805	507.74	31,007	94,167	203.70
EGYPT	630,647	1,574,343	149.64	979,622	4,520,447	361.45
LIBYAN ARAB JAMAHIRIYA	269,143	177,088	-34.20	961,413	461,841	-51.96
MOROCCO	551,969	51,739	-90.63	2,383,386	256,137	-89.25
TUNISIA	678,040	351,347	-48.18	2,447,323	974,474	-60.18
ALGERIA	927,125	1,355,133	46.17	2,551,668	5,957,766	133.49
SUDAN	103,447	68,105	-34.16	818,857	245,713	-69.99
ERITREA	0	38,700	-	0	47,300	-
NAMIBIA	4,985	69,049	1,285.14	3,450	22,767	559.91
ETHIOPIA	58,492	52,023	-11.06	210,504	57,331	-72.76
TANZANIA, UNITED REPUBLIC OF	174,164	96,702	-44.48	711,517	426,814	-40.01
MADAGASCAR	61,972	143,009	130.76	72,838	68,602	-5.82
KENYA	253,902	494,030	94.58	1,173,988	1,564,860	33.29
REUNION	253,443	49,364	-80.52	125,690	62,157	-50.55
MOZAMBIQUE	109,875	95,655	-12.94	51,759	106,323	105.42
EQUATORIAL GUINEA	0	6,118	-	0	8,313	-
TOGO	54,016	108,661	101.16	144,304	225,298	56.13
GHANA	1,046,130	2,347,558	124.40	2,706,689	4,382,667	61.92
LIBERIA	0	10,802	-	0	58,025	-
GUINEA	83,418	116,748	39.96	93,887	361,852	285.41
ANGOLA	253,679	1,452,544	472.59	834,439	12,754,025	1,428.46
CONGO	40,022	16,865	-57.86	18,232	91,532	402.04
CAMEROON	199,307	15,663	-92.14	877,976	36,861	-95.80
NIGERIA	1,500,579	1,881,913	25.41	3,194,315	3,889,350	21.76
SIERRA LEONE	0	4,871	-	0	26,526	-
GABON	7,352	340	-95.38	14,362	3,224	-77.55
COTE D'IVOIRE	385,000	171,855	-55.36	111,239	414,900	272.98
SENEGAL	19,538	81,483	317.05	41,237	303,822	636.77
MAURITANIA	196,712	45,730	-76.75	780,328	214,158	-72.56
MALI	0	1,360	-	0	11,262	-
BENIN	156,658	277,719	77.28	332,203	313,925	-5.50
BURKINA FASO	7,031	17,280	145.77	81,471	118,944	46.00
GAMBIA	7,745	13,221	70.70	9,638	21,968	127.93
SEYCHELLES	4,232	105,095	2,383.34	4,695	203,411	4,232.50
UGANDA	7,255	131,668	1,714.86	47,222	359,578	661.46
NIGER	5,089	0	-100.00	37,299	0	-100.00
DJIBOUTI	12,497	40,835	226.76	58,970	135,462	129.71
SAO TOME AND PRINCIPE	704	0	-100.00	250	0	-100.00
SWAZILAND	25,871	20,318	-21.46	126,018	159,771	26.78
SOUTH AFRICA	1,088,879	1,010,311	-7.22	2,197,433	3,246,620	47.75
ZAMBIA	650	2,155	231.54	48,521	213,718	340.46
COMOROS	3,500	544	-84.46	121,650	1,312	-98.92
BURUNDI	39,957	23,106	-42.17	205,726	112,626	-45.25
MAURITIUS	64,398	133,983	108.05	87,282	299,029	242.60
RWANDA	0	22,000	-	0	99,875	-
VIRGIN ISLANDS (BRITISH)	110,657	30	-99.97	6,759	164	-97.57
AUSTRALIA	8,886,587	8,443,893	-4.98	25,161,722	21,576,690	-14.25

TABEL 5. PERKEMBANGAN EKSPOR INDONESIA MENURUT KOMODITI DAN NEGARA TUJUAN

JENIS BARANG	BERAT BERSIH (KG)		PERUB	NILAI FOB (US \$)		PERUB
	JAN-FEB 2009	JAN-FEB 2010	%	JAN-FEB 2009	JAN-FEB 2010	%
	(1)	(2)	(3)	(4)	(5)	(6)
NEW ZEALAND	1,121,039	809,945	-27.75	2,842,390	1,162,167	-59.11
GUAM	6,087	12,664	108.05	4,712	37,803	702.27
NEW CALEDONIA	56,910	56,579	-0.58	123,668	63,014	-49.05
NORTHERN MARIANA ISLANDS	0	595	-	0	2,099	-
VANUATU	60,244	9,080	-84.93	208,899	6,151	-97.06
WALLIS AND FUTUNA ISLANDS	398	6,896	1,632.66	578	18,878	3,166.09
AMERICAN SAMOA	0	76	-	0	240	-
COOK ISLANDS	56	5,785	10,230.36	661	14,269	2,058.70
FIJI	93,262	4,179	-95.52	162,063	24,099	-85.13
SAMOA	0	1,835	-	0	11,655	-
SOLOMON ISLANDS	3,002	18,818	526.85	2,935	7,508	155.81
TONGA	4,840	24,483	405.85	11,110	31,089	179.83
EAST TIMOR	2,381,869	3,276,385	37.56	3,524,557	4,175,990	18.48
UNITED STATES	14,987,460	11,258,191	-24.88	71,957,720	86,753,872	20.56
CANADA	797,457	1,671,734	109.63	4,455,592	5,204,983	16.82
MEXICO	168,508	159,547	-5.32	1,157,747	1,056,359	-8.76
GUATEMALA	23,120	19,838	-14.20	25,563	94,481	269.60
HONDURAS	11,594	15,805	36.32	44,317	50,204	13.28
NICARAGUA	0	63,947	-	0	15,720	-
PANAMA	863,274	39,209	-95.46	1,278,507	238,305	-81.36
SURINAME	9,419	10,591	12.44	41,929	44,342	5.75
CHILE	276,087	784,977	184.32	1,761,278	2,912,046	65.34
VENEZUELA	124,745	624,515	400.63	256,665	287,056	11.84
ARGENTINA	97,875	500,257	411.12	820,296	3,553,086	333.15
BRAZIL	364,029	783,369	115.19	3,375,001	2,935,334	-13.03
COLOMBIA	135,424	400,901	196.03	268,593	1,238,211	361.00
BOLIVIA	19,632	0	-100.00	96,908	0	-100.00
URUGUAY	6,854	94,771	1,282.71	32,180	245,391	662.56
PARAGUAY	24,173	0	-100.00	112,461	0	-100.00
ECUADOR	282,467	100,832	-64.30	800,852	373,089	-53.41
PERU	277,782	1,084,855	290.54	850,689	3,032,853	256.52
GUYANA	16,692	16,964	1.63	69,032	7,917	-88.53
TRINIDAD AND TOBAGO	17,116	74,131	333.11	69,675	293,958	321.90
BAHAMAS	12	29,262	243,750.00	11	92,410	839,990.91
JAMAICA	6,910	6,252	-9.52	4,701	6,011	27.87
PUERTO RICO	24,850	10,688	-56.99	7,523	9,299	23.61
DOMINICAN REPUBLIC	71,842	48,734	-32.17	243,313	173,307	-28.77
EL SALVADOR	23,827	24,174	1.46	106,474	80,286	-24.60
COSTA RICA	146,318	82,920	-43.33	204,174	236,970	16.06
HAITI	11,192	0	-100.00	24,466	0	-100.00
BARBADOS	75,582	0	-100.00	29,496	0	-100.00
ANTIGUA AND BARBUDA	0	112	-	0	2,839	-
ANGUILLA	0	572	-	0	1,814	-
ARUBA	110	2,193	1,893.64	214	2,202	928.97
BERMUDA	1,338	312	-76.68	3,919	3,599	-8.17
CAPE VERDE	0	2,933	-	0	13,401	-
CAYMAN ISLANDS	36	1,775	4,830.56	1,909	4,638	142.95
DOMINICA	0	863	-	0	1,502	-
FRENCH GUIANA	763	2,523	230.67	1,866	1,828	-2.04
FRENCH POLYNESIA	54,729	117,462	114.62	129,055	138,213	7.10
MARTINIQUE	6,635	2,255	-66.01	22,396	7,748	-65.40
NETHERLANDS ANTILLES	3,955	2,074	-47.56	7,574	6,956	-8.16
SAINT LUCIA	199	449	125.63	6,191	7,713	24.58
GUADELOUPE	1,460	14,045	861.99	3,612	17,246	377.46
SAINT KITTS AND NEVIS	203	25,057	12,243.35	3,971	69,865	1,659.38
UNITED KINGDOM	828,790	1,541,469	85.99	6,168,069	17,253,277	179.72
NETHERLANDS	6,387,264	11,707,057	83.29	25,882,764	25,371,702	-1.97
FRANCE	1,887,180	2,281,327	20.89	5,829,395	6,461,382	10.84
GERMANY, FED. REP. OF	2,469,592	8,445,245	241.97	16,506,788	50,696,162	207.12
AUSTRIA	149,201	90,559	-39.30	2,055,593	1,192,482	-41.99
BELGIUM	2,633,971	14,617,999	454.98	12,192,899	36,255,926	197.35
SWITZERLAND	55,199	96,120	74.13	423,072	506,004	19.60
LUXEMBOURG	21	40,099	190,847.62	11,647	122,236	949.51
MONACO	0	14,524	-	0	20,850	-
DENMARK	576,665	466,529	-19.10	3,184,160	2,570,874	-19.26
NORWAY	6,766,589	8,083,739	19.47	1,853,593	3,172,559	71.16
SWEDEN	278,033	352,829	26.90	1,568,977	2,183,174	39.15
FINLAND	381,187	358,069	-6.06	3,080,346	3,544,473	15.07
IRELAND	2,969	3,374	13.64	63,860	48,351	-24.29
ITALY	1,216,020	26,865,290	2,109.28	7,295,135	27,219,550	273.12
SPAIN	728,994	572,843	-21.42	1,414,756	1,299,045	-8.18
PORTUGAL	106,845	133,016	24.49	660,630	904,062	36.85
ICELAND	0	3,303	-	0	13,449	-
GREECE	367,346	425,593	15.86	1,142,018	674,055	-40.98
DEMOCRATIC REPUBLIC OF THE	40,644	61,131	50.41	96,156	125,463	30.48
HUNGARY	59,877	52,502	-12.32	235,449	254,628	8.15
POLAND	541,131	1,218,412	125.16	1,805,379	2,476,966	37.20
ROMANIA	13,844	51,479	271.85	127,801	188,893	47.80

TABEL 5. PERKEMBANGAN EKSPOR INDONESIA MENURUT KOMODITI DAN NEGARA TUJUAN

JENIS BARANG	BERAT BERSIH (KG)		PERUB	NILAI FOB (US \$)		PERUB
	JAN-FEB 2009	JAN-FEB 2010	%	JAN-FEB 2009	JAN-FEB 2010	%
(1)	(2)	(3)	(4)	(5)	(6)	(7)
BULGARIA	55,909	6,412	-88.53	292,023	22,922	-92.15
YUGOSLAVIA	28,690	0	-100.00	111,907	0	-100.00
ALBANIA	27,242	0	-100.00	102,318	0	-100.00
AZERBAIJAN	32	17	-46.88	708	7,688	985.88
BELARUS	0	1,662	-	0	28,267	-
KAZAKHSTAN	51,275	165	-99.68	253,560	3,502	-98.62
KYRGYZSTAN	0	34,510	-	0	155,923	-
TAJKISTAN	23,897	72,144	201.90	96,091	215,725	124.50
UKRAINE	28,734	19,596	-31.80	243,189	120,220	-50.57
UZBEKISTAN	0	7	-	0	32	-
LITHUANIA	1,023	33,061	3,131.77	19,176	81,739	326.26
LATVIA	10,720	44,083	311.22	214,583	104,205	-51.44
ESTONIA	50,012	61,026	22.02	12,701	39,938	214.45
GEORGIA	0	119	-	0	357	-
CROATIA	41,141	29,774	-27.63	179,833	54,407	-69.75
BOSNIA AND HERZEGOVINA	4,197	0	-100.00	49,032	0	-100.00
MALTA	46,663	2,828	-93.94	100,356	9,149	-90.88
SLOVAKIA	43,910	2,531	-94.24	1,033,177	286,705	-72.25
SLOVENIA	22,318	40,278	80.47	50,147	33,640	-32.92
CZECH REPUBLIC	7,723	13,208	71.02	114,833	107,764	-6.16
REP. OF MACEDONIA	4,459	0	-100.00	16,753	0	-100.00
RUSSIA FEDERATION	238,585	542,795	127.51	764,987	1,731,596	126.36
BIJI TEMBAGA	295,489,167	388,256,782	31.39	412,221,266	1,003,182,426	143.36
JAPAN	169,567,576	113,288,413	-33.19	227,275,584	290,251,292	27.71
KOREA, REPUBLIC OF	30,125,606	46,923,320	55.76	49,073,209	115,178,184	134.71
CHINA	9,175,000	29,734,565	224.08	14,198,100	74,862,636	427.27
SINGAPORE	10,720,986	177,075	-98.35	12,290,993	11,316	-99.91
PHILIPPINES	30,000,000	0	-100.00	43,293,348	0	-100.00
INDIA	0	88,308,508	-	0	233,310,222	-
GERMANY, FED. REP. OF	0	21,978,630	-	0	46,791,800	-
SPAIN	45,899,999	87,846,271	91.39	66,090,032	242,776,976	267.34
BIJI NIKEL	875,133,673	2,458,474,309	180.93	29,650,810	72,189,431	143.47
JAPAN	240,517,200	311,038,500	29.32	12,069,246	20,814,666	72.46
CHINA	503,296,473	1,792,475,809	256.15	12,095,014	36,085,795	198.35
AUSTRALIA	0	160,180,000	-	0	2,950,227	-
UNITED KINGDOM	50,050,000	0	-100.00	2,142,122	0	-100.00
GREECE	0	35,035,000	-	0	2,068,298	-
UKRAINE	81,270,000	159,745,000	96.56	3,344,428	10,270,445	207.09
BAUKSIT	1,407,064,663	2,947,195,616	109.46	21,415,835	52,939,487	147.20
JAPAN	25,000,000	0	-100.00	459,278	0	-100.00
HONG KONG	0	44,170,000	-	0	560,206	-
TAIWAN	33,000,000	0	-100.00	430,501	0	-100.00
CHINA	1,349,064,663	2,869,482,536	112.70	20,526,056	51,926,450	152.98
SWITZERLAND	0	33,543,080	-	0	452,831	-
BIJI TIMAH/TIN	700	0	-100.00	170	0	-100.00
HONG KONG	700	0	-100.00	170	0	-100.00
BATU BARA	19,354,886,748	53,372,555,718	175.76	1,261,159,773	3,007,891,531	138.50
JAPAN	3,792,228,241	6,701,535,808	76.72	288,887,462	435,023,618	50.59
HONG KONG	1,428,199,747	1,431,249,652	0.21	92,932,599	98,874,466	6.39
KOREA, REPUBLIC OF	1,923,530,196	7,621,576,562	296.23	113,968,396	414,263,190	263.49
TAIWAN	1,380,521,680	3,761,586,755	172.48	122,304,953	238,892,567	95.33
CHINA	823,125,900	15,870,132,229	1,828.03	53,637,460	865,538,174	1,513.68
THAILAND	853,479,153	1,998,876,322	134.20	42,969,731	100,232,409	133.26
SINGAPORE	8,633,954	127,002,158	1,370.96	235,704	5,140,708	2,081.00
PHILIPPINES	684,570,200	1,888,990,868	175.94	50,056,452	131,929,543	163.56
MALAYSIA	708,287,100	2,458,916,772	247.16	46,543,037	149,580,258	221.38
CAMBODIA	0	15,093,000	-	0	777,289	-
VIET NAM	42,732,000	94,031,657	120.05	2,939,163	5,134,637	74.70
INDIA	4,220,204,428	8,059,608,745	90.98	227,482,551	362,292,132	59.26
PAKISTAN	53,876,000	114,273,283	112.10	3,310,766	7,097,915	114.39
SRI LANKA	20,572,169	25,401,277	23.47	1,203,472	1,257,363	4.48
UNITED ARAB EMIRATES	12,972	0	-100.00	14,154	0	-100.00
AUSTRALIA	4	0	-100.00	8	0	-100.00
NEW ZEALAND	61,165,000	115,628,000	89.04	2,977,856	5,515,090	85.20
AMERICAN SAMOA	0	5,233,063	-	0	191,007	-
UNITED STATES	547,220,000	844,600,539	54.34	31,191,907	37,767,828	21.08
MEXICO	63,123,000	0	-100.00	5,207,648	0	-100.00
CHILE	146,480,000	142,650,000	-2.61	14,449,831	9,123,383	-36.86
UNITED KINGDOM	281,714,000	0	-100.00	19,128,188	0	-100.00
NETHERLANDS	563,729,004	498,963,000	-11.49	34,418,543	30,336,949	-11.86
GERMANY, FED. REP. OF	0	1,400	-	0	72	-
SWITZERLAND	54,593,000	65,819,628	20.56	3,319,253	4,309,215	29.82
ITALY	702,360,000	1,027,017,000	46.22	48,739,647	78,810,709	61.70

TABEL 5. PERKEMBANGAN EKSPOR INDONESIA MENURUT KOMODITI DAN NEGARA TUJUAN

JENIS BARANG	BERAT BERSIH (KG)		PERUB %	NILAI FOB (US \$)		PERUB %
	JAN-FEB 2009	JAN-FEB 2010		JAN-FEB 2009	JAN-FEB 2010	
	(1)	(2)	(3)	(4)	(5)	(6)
SPAIN	610,610,000	469,370,000	-23.13	36,572,067	24,070,608	-34.18
GREECE	31,501,000	34,998,000	11.10	1,197,038	1,732,401	44.72
CROATIA	135,566,000	0	-100.00	4,948,836	0	-100.00
SLOVENIA	216,852,000	0	-100.00	12,523,051	0	-100.00
GRANIT	801,423,390	294,727,038	-63.22	7,648,044	2,268,550	-70.34
JAPAN	66,635	69,994	5.04	12,268	20,020	63.19
KOREA, REPUBLIC OF	0	22,280	-	0	12,856	-
SINGAPORE	801,255,231	294,483,234	-63.25	7,574,337	2,135,812	-71.80
MALAYSIA	20,020	28,000	39.86	3,946	2,104	-46.68
AUSTRALIA	25,759	3,140	-87.81	8,253	3,600	-56.38
UNITED STATES	48,267	40,385	-16.33	39,226	34,063	-13.16
CANADA	0	21,130	-	0	10,799	-
FRANCE	0	58,875	-	0	49,296	-
SPAIN	3,142	0	-100.00	6,889	0	-100.00
POLAND	4,336	0	-100.00	3,125	0	-100.00
PASIR ALAM	22,745	4	-99.98	2,487	4	-99.84
JAPAN	1	0	-100.00	1	0	-100.00
PHILIPPINES	22,000	0	-100.00	2,442	0	-100.00
MALAYSIA	0	4	-	0	4	-
DENMARK	400	0	-100.00	4	0	-100.00
RUSSIA FEDERATION	344	0	-100.00	40	0	-100.00
HASIL TAMBANG LAIN	1,382,964,088	1,267,655,983	-8.34	29,501,499	37,186,365	26.05
JAPAN	2,694,276	3,882,774	44.11	446,637	609,736	36.52
HONG KONG	500,000	73,502,000	14,600.40	74,935	1,102,530	1,371.32
KOREA, REPUBLIC OF	8,055,153	2,539,235	-68.48	695,711	263,643	-62.10
TAIWAN	3,465,048	4,389,025	26.67	390,831	537,205	37.45
CHINA	865,876,563	845,687,660	-2.33	21,345,130	30,029,207	40.68
THAILAND	331,204	52,860,370	15,860.06	29,175	911,426	3,024.00
SINGAPORE	447,331,614	247,213,548	-44.74	4,441,538	1,933,401	-56.47
PHILIPPINES	131,993	140,050	6.10	48,415	20,186	-58.31
MALAYSIA	1,591,994	11,696,108	634.68	269,224	775,268	187.96
MYANMAR (FORM. BURMA)	42,000	0	-100.00	5,230	0	-100.00
CAMBODIA	154,600	216,800	40.23	11,180	15,540	39.00
VIET NAM	1,058,848	649,112	-38.70	156,794	58,231	-62.86
MALDIVES	150,325	0	-100.00	58,483	0	-100.00
INDIA	7,735,526	15,832,235	104.67	240,080	420,564	75.18
BANGLADESH	1,526,789	7,994,249	423.60	118,987	256,942	115.94
SRI LANKA	74,750	0	-100.00	7,920	0	-100.00
IRAN (ISLAMIC REPUBLIC OF)	100,000	0	-100.00	30,000	0	-100.00
SAUDI ARABIA	66,000	21,998	-66.67	6,600	6,594	-0.09
KUWAIT	20,000	0	-100.00	5,500	0	-100.00
UNITED ARAB EMIRATES	38,837,720	205,744	-99.47	459,534	24,605	-94.65
CYPRUS	5,776	0	-100.00	1,557	0	-100.00
SUDAN	0	5,000	-	0	1,000	-
REUNION	585	0	-100.00	333	0	-100.00
NIGERIA	165	0	-100.00	308	0	-100.00
GAMBIA	0	3,138	-	0	464	-
SOUTH AFRICA	44,850	12,350	-72.46	3,265	812	-75.13
AUSTRALIA	2,725,558	418,003	-84.66	352,760	96,411	-72.67
NEW CALEDONIA	742	133	-82.08	644	447	-30.59
FIJI	1,200	0	-100.00	675	0	-100.00
EAST TIMOR	211,200	6,899	-96.73	125,820	1,908	-98.48
UNITED STATES	108,202	75,969	-29.79	93,515	38,117	-59.24
BRAZIL	17,498	0	-100.00	7,973	0	-100.00
FRENCH POLYNESIA	0	5,490	-	0	14,408	-
UNITED KINGDOM	0	23,529	-	0	15,514	-
NETHERLANDS	30,773	541	-98.24	21,666	501	-97.69
FRANCE	22,962	12,969	-43.52	12,157	2,615	-78.49
GERMANY, FED. REP. OF	21,354	43,357	103.04	4,765	24,044	404.60
AUSTRIA	51	0	-100.00	126	0	-100.00
BELGIUM	2,901	839	-71.08	16,880	156	-99.08
SWITZERLAND	0	100,000	-	0	6,700	-
DENMARK	2,400	0	-100.00	24	0	-100.00
NORWAY	19,938	0	-100.00	12,540	0	-100.00
FINLAND	0	76,000	-	0	6,080	-
SPAIN	75	40,858	54,377.33	516	12,110	2,246.90
POLAND	2,827	0	-100.00	3,489	0	-100.00
SLOVENIA	284	0	-100.00	542	0	-100.00
RUSSIA FEDERATION	344	0	-100.00	40	0	-100.00
BARANG-BARANG SENI	285,208	308,905	8.31	1,746,782	1,337,174	-23.45
JAPAN	20,394	8,080	-60.38	71,020	25,771	-63.71
HONG KONG	603	1,028	70.48	10,207	15,576	52.60
KOREA, REPUBLIC OF	173	3,409	1,870.52	2,844	4,139	45.53
TAIWAN	1,394	672	-51.79	3,840	626	-83.70

TABEL 5. PERKEMBANGAN EKSPOR INDONESIA MENURUT KOMODITI DAN NEGARA TUJUAN

JENIS BARANG	BERAT BERSIH (KG)		PERUB	NILAI FOB (US \$)		PERUB
	JAN-FEB 2009	JAN-FEB 2010	%	JAN-FEB 2009	JAN-FEB 2010	%
	(1)	(2)	(3)	(4)	(5)	(6)
CHINA	62	0	-100.00	804	0	-100.00
PAPUA NEW GUINEA	157	0	-100.00	142	0	-100.00
THAILAND	71	19	-73.24	182	55	-69.78
SINGAPORE	11,186	43,353	287.56	848,731	243,537	-71.31
PHILIPPINES	992	1,423	43.45	1,327	1,230	-7.31
MALAYSIA	12,144	23,203	91.07	24,457	21,595	-11.70
MALDIVES	33	36	9.09	390	282	-27.69
INDIA	1,549	717	-53.71	2,481	10,743	333.01
IRAN (ISLAMIC REPUBLIC OF)	815	764	-6.26	2,247	6,551	191.54
SAUDI ARABIA	2,167	43	-98.02	6,239	21	-99.66
KUWAIT	0	25	-	0	91	-
OMAN	77	0	-100.00	510	0	-100.00
TURKEY	15,772	12,332	-21.81	37,430	24,228	-35.27
UNITED ARAB EMIRATES	358	2,214	518.44	1,442	6,152	326.63
QATAR	0	202	-	0	510	-
BAHRAIN	0	1,067	-	0	16,098	-
EGYPT	1,270	0	-100.00	23,042	0	-100.00
MOROCCO	236	0	-100.00	494	0	-100.00
TUNISIA	502	0	-100.00	6,117	0	-100.00
MADAGASCAR	100	53	-47.00	132	211	59.85
REUNION	4,020	447	-88.88	6,669	640	-90.40
MOZAMBIQUE	3,500	0	-100.00	9,525	0	-100.00
NIGERIA	3	0	-100.00	18	0	-100.00
GABON	560	408	-27.14	1,149	893	-22.28
SOUTH AFRICA	1,378	69	-94.99	2,652	227	-91.44
MAURITIUS	535	536	0.19	7,292	1,886	-74.14
VIRGIN ISLANDS (BRITISH)	0	112	-	0	528	-
AUSTRALIA	13,276	29,669	123.48	21,827	66,638	205.30
NEW ZEALAND	654	770	17.74	1,306	1,051	-19.53
GUAM	153	2,154	1,307.84	125	5,027	3,921.60
NEW CALEDONIA	1,618	633	-60.88	2,428	1,489	-38.67
VANUATU	20	679	3,295.00	32	251	684.38
WALLIS AND FUTUNA ISLANDS	0	77	-	0	93	-
EAST TIMOR	187	95	-49.20	210	59	-71.90
UNITED STATES	30,197	29,437	-2.52	155,499	451,451	190.32
CANADA	5,545	1,879	-66.11	16,103	10,843	-32.66
MEXICO	183	2,162	1,081.42	346	4,104	1,086.13
NICARAGUA	0	112	-	0	246	-
CHILE	0	976	-	0	793	-
VENEZUELA	0	238	-	0	806	-
BRAZIL	30	534	1,680.00	53	965	1,720.75
COLOMBIA	2,080	935	-55.05	3,057	1,313	-57.05
URUGUAY	0	148	-	0	165	-
PERU	1,209	0	-100.00	563	0	-100.00
BAHAMAS	0	1,254	-	0	978	-
PUERTO RICO	0	17	-	0	206	-
DOMINICAN REPUBLIC	72	0	-100.00	139	0	-100.00
COSTA RICA	5	0	-100.00	22	0	-100.00
HAITI	2,341	0	-100.00	4,469	0	-100.00
CAYMAN ISLANDS	0	162	-	0	176	-
FRENCH POLYNESIA	880	212	-75.91	3,257	1,211	-62.82
MARTINIQUE	784	46	-94.13	1,156	102	-91.18
NETHERLANDS ANTILLES	135	0	-100.00	1,360	0	-100.00
GUADELOUPE	110	1,514	1,276.36	214	4,608	2,053.27
UNITED KINGDOM	3,386	901	-73.39	22,321	2,029	-90.91
NETHERLANDS	33,919	34,521	1.77	87,142	96,317	10.53
FRANCE	26,493	30,411	14.79	100,144	78,167	-21.95
GERMANY, FED. REP. OF	11,813	4,646	-60.67	48,478	20,068	-58.60
AUSTRIA	569	636	11.78	1,691	1,247	-26.26
BELGIUM	9,823	3,809	-61.22	17,710	10,277	-41.97
SWITZERLAND	832	617	-25.84	3,334	1,449	-56.54
DENMARK	1,930	102	-94.72	7,799	116	-98.51
NORWAY	18	0	-100.00	1,739	0	-100.00
SWEDEN	16	560	3,400.00	28	1,855	6,525.00
FINLAND	92	3	-96.74	4	25	525.00
IRELAND	0	991	-	0	535	-
ITALY	30,208	32,533	7.70	81,198	97,031	19.50
SPAIN	19,484	19,038	-2.29	79,933	85,480	6.94
PORTUGAL	2,861	157	-94.51	1,667	709	-57.47
GREECE	1,267	4,239	234.57	1,441	2,545	76.61
HUNGARY	851	330	-61.22	2,635	216	-91.80
POLAND	1	67	6,600.00	2	1,382	69,000.00
ROMANIA	0	390	-	0	999	-
UKRAINE	1,178	0	-100.00	1,740	0	-100.00
LITHUANIA	162	0	-100.00	451	0	-100.00
CROATIA	400	369	-7.75	3,122	1,020	-67.33
MALTA	10	0	-100.00	130	0	-100.00
SLOVENIA	0	637	-	0	1,201	-

TABEL 5. PERKEMBANGAN EKSPOR INDONESIA MENURUT KOMODITI DAN NEGARA TUJUAN

JENIS BARANG	BERAT BERSIH (KG)		PERUB %	NILAI FOB (US \$)		PERUB %
	JAN-FEB 2009	JAN-FEB 2010		JAN-FEB 2009	JAN-FEB 2010	
(1)	(2)	(3)	(4)	(5)	(6)	(7)
RUSSIA FEDERATION	365	33	-90.96	524	341	-34.92
LAINNYA	226	486	115.04	677	4,915	626.00
CHINA	226	486	115.04	677	4,915	626.00
TOTAL EKSPOR	38,843,642,520	78,093,537,979	101.05	14,414,428,919	22,762,317,556	57.91

<https://www.bps.go.id>