



Katalog : 8202019

**BULETIN  
STATISTIK PERDAGANGAN LUAR NEGERI**

**EKSPOR**

**MENURUT HARMONIZED SYSTEM  
NOVEMBER 2021**



**BADAN PUSAT STATISTIK**

**BULETIN  
STATISTIK PERDAGANGAN LUAR NEGERI**

**EKSPOR**

**MENURUT HARMONIZED SYSTEM  
NOVEMBER 2021**



# **Buletin Statistik Perdagangan Luar Negeri Ekspor Menurut HS, November 2021**

**ISSN** : 2745-3987

**No. Publikasi**: 06100.2202

**Katalog**: 8202019

**Ukuran Buku**: -

**Jumlah Halaman**: vi + 249 halaman

**Naskah** t:

**Direktorat Statistik Distribusi**

**Penyunting**:

**Direktorat Statistik Distribusi**

**Desain Kover oleh**:

**Direktorat Diseminasi Statistik**

**Penerbit**:

© BPS RI

**Sumber Ilustrasi**: -

**Dilarang mengumumkan, mendistribusikan, mengkomunikasikan, dan/atau menggandakan sebagian atau seluruh isi buku ini untuk tujuan komersial tanpa izin tertulis dari Badan Pusat Statistik**

## KATA PENGANTAR

Buletin Statistik Perdagangan Luar Negeri Ekspor yang diterbitkan secara bulanan memuat data ekspor menurut 21 kelompok penggolongan barang, HS (*Harmonized System*) 2 digit, HS 8 digit, Negara Tujuan Ekspor, Provinsi, dan Pelabuhan Muat yang dirinci menurut Berat Bersih dan Nilai FOB. Buletin terbitan kali ini menyajikan data bulan November 2021 serta kumulatif bulan Januari sampai November 2021.

Buletin ini juga menyajikan gambaran singkat tentang perbandingan, pertumbuhan, dan peranan data ekspor menurut rincian diatas, serta data pokok yang cukup dominan atau yang mengalami perubahan signifikan. Diharapkan data ekspor ini dapat digunakan sebagai dasar evaluasi dan kajian perkembangan ekspor Indonesia.

Kepada para pengguna data, saran dan kritik yang bersifat konstruktif demi penyempurnaan publikasi ini, sangat diharapkan. Kiranya usaha BPS untuk meningkatkan pelayanan dan pemasyarakatan statistik (khususnya data Statistik Ekspor) dapat dilaksanakan secara baik dan berkesinambungan.

Jakarta, Januari 2022

Kepala Badan Pusat Statistik



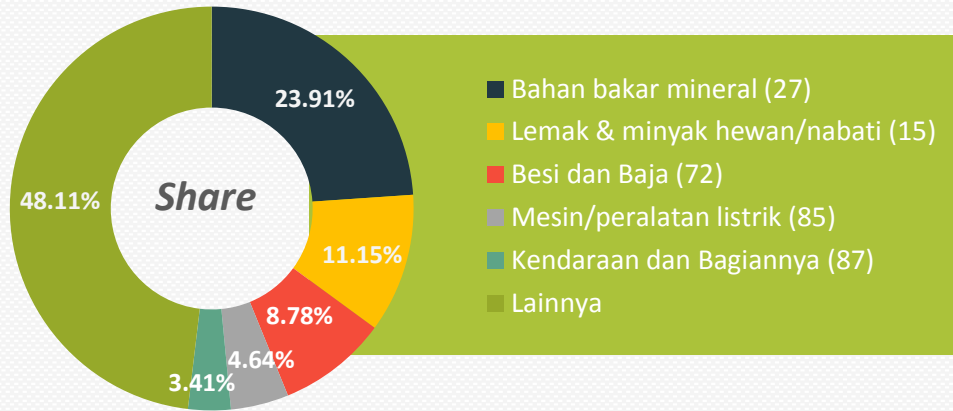
**Dr. Margo Yuwono**

## DAFTAR ISI

	Halaman / Page
Kata Pengantar .....	iii
Daftar Isi .....	iv
Penjelasan.....	1-3
Ringkasan .....	4-10
 Tabel-Tabel	
Tabel        1. Ekspor Indonesia Menurut 21 Golongan Barang.....	11
Tabel        2. Ekspor Indonesia Menurut Kode HS 2 digit .....	12-14
Tabel        3. Ekspor Indonesia Menurut Komoditi (Kode HS 8 digit) .....	15-240
Tabel        4. Ekspor Indonesia Menurut Negara Tujuan.....	241-244
Tabel        5. Ekspor Indonesia Menurut Provinsi dan Pelabuhan Muat..	245-249

**EKSPOR  
INDONESIA  
MENURUT  
HARMONIZED  
SYSTEM**

**NOVEMBER  
2021**



**EKSPOR KE BEBERAPA NEGARA UTAMA**



**Ekspor Indonesia ke tiga negara tujuan utama (Tiongkok, Jepang, dan Amerika Serikat) pada November 2021 mencapai 44,31 persen dari keseluruhan ekspor Indonesia**

**EKSPOR DARI BEBERAPA PELABUHAN UTAMA**

**Total Ekspor  
November  
2021  
=  
US\$22,84  
miliar**





## **PENJELASAN**

### **A. PENDAHULUAN**

Penyajian buku publikasi Buletin Statistik Perdagangan Luar Negeri Ekspor menurut HS November 2021 terdiri dari :

- Bagian ulasan yang menjelaskan tentang ringkasan ekspor Indonesia dari sisi migas dan nonmigas, perkembangan nilai ekspor Indonesia (FOB), ekspor Indonesia menurut negara tujuan utama, ekspor golongan barang HS 2 digit utama, ekspor Indonesia menurut pelabuhan muat utama tiap provinsi.
- Bagian lampiran yang berisi Tabel 1. Ekspor Indonesia Menurut 21 Golongan Barang, Tabel 2. Ekspor Indonesia Menurut Kode HS 2 Digit, Tabel 3. Ekspor Indonesia Menurut Komoditi (Kode HS 8 Digit), Tabel 4. Ekspor Indonesia Menurut Negara Tujuan dan Tabel 5. Ekspor Indonesia Menurut Provinsi dan Pelabuhan Muat.

### **B. DAERAH PENCATATAN**

Daerah pencatatan statistik dalam publikasi ini meliputi seluruh wilayah Republik Indonesia.

### **C. SUMBER DATA**

Data Ekspor dikumpulkan berdasarkan dokumen ekspor atau Pemberitahuan Ekspor Barang (PEB) yang diisi oleh Eksportir dan telah diberikan ijin muat oleh Kantor Pelayanan Bea dan Cukai, selanjutnya dikirim ke Badan Pusat Statistik (BPS) dan Bank Indonesia (BI). Sejak tahun 2015, sumber data lainnya adalah catatan instansi lain, PT. POS Indonesia, dan survei ekspor perbatasan laut.



#### **D. SISTEM PERDAGANGAN**

Pencatatan Statistik Perdagangan Luar Negeri menggunakan sistem perdagangan umum (*General Trade*) dimana pencatatan dilakukan dari dokumen PEB dan non PEB yang dimuat dari pelabuhan di seluruh wilayah Indonesia termasuk kawasan berikat.

#### **E. RUANG LINGKUP**

Pencatatan Statistik Ekspor meliputi seluruh barang yang keluar dari wilayah Republik Indonesia, baik yang bersifat komersial maupun bukan komersial seperti bantuan barang kredit lunak, hadiah dan sebagainya.

- a. Ekspor kapal laut dan pesawat udara termasuk dalam statistik ekspor sedangkan ekspor bunker oil untuk kapal tidak tercatat dalam publikasi ini.
- b. Barang-barang yang diolah di luar negeri tetap dicatat sebagai ekspor, meskipun hasil olahan barang tersebut akan kembali masuk ke wilayah Indonesia.
- c. Barang-barang berikut ini tidak termasuk dalam statistik ekspor, yaitu : pakaian dan barang-barang perhiasan penumpang, barang-barang yang dikirim untuk perwakilan Indonesia di luar negeri, barang-barang untuk ekspedisi dan ekshibisi/pameran, pembungkus/peti kemas untuk diisi di luar negeri, uang dan surat-surat berharga, barang-barang contoh dan barang-barang yang dikirim ke luar negeri untuk diperbaiki.

#### **F. SISTEM PENGOLAHAN**

Data dalam publikasi ini mencakup dokumen-dokumen ekspor periode pencatatan November 2021 yang diterima Badan Pusat Statistik, yang terdiri dari dokumen kepabeanan (PEB) dan dokumen dari sumber lainnya (non PEB).

## **G. KLASIFIKASI JENIS BARANG**

Penggolongan barang di dalam publikasi periode November 2021 ini menggunakan Klasifikasi menurut Buku Tarif Kepabeanan Indonesia 2017 (BTKI-2017) yang didasarkan atas *Harmonized System* (HS) merupakan pembaruan dari BTKI tahun 2012. Versi yang terakhir ini mengalami perubahan yang relatif besar dibanding sistem pengkodean versi sebelumnya yaitu penggolongan barang dari 10 digit menjadi 8 digit serta perubahan pada penggolongan/pengelompokan barang maupun pendefinisianya.

## **H. PERIODE REFERENSI**

Periode penentuan ekspor adalah tanggal diberikannya izin muat barang tersebut oleh pejabat Kantor Pelayanan Bea dan Cukai setelah diadakan pemeriksaan seperlunya.

## **I. NILAI BARANG**

Nilai barang yang dicatat untuk Statistik Ekspor adalah nilai FOB (dolar AS).

## **J. SATUAN BARANG**

Sejak tahun 1975 ekspor disajikan dalam berat bersih (kg).

## **K. NEGARA TUJUAN**

Yang dimaksud dengan negara tujuan adalah negara tujuan akhir (*last known destination*) yang diketahui dimana barang tersebut akan dikonsumsi atau diperdagangkan.

## **L. PELABUHAN MUAT**

Yang dimaksud dengan pelabuhan muat ekspor adalah pelabuhan muat dimana surat izin muat ekspor tersebut dikeluarkan.

## RINGKASAN

Ekspor Indonesia pada bulan November 2021 mencapai nilai US\$22.844,4 juta dengan volume 50.304,0 ribu ton, yang terdiri dari US\$1.332,4 juta hasil ekspor minyak dan gas (migas) dan US\$21.512,0 juta hasil ekspor komoditi nonmigas.

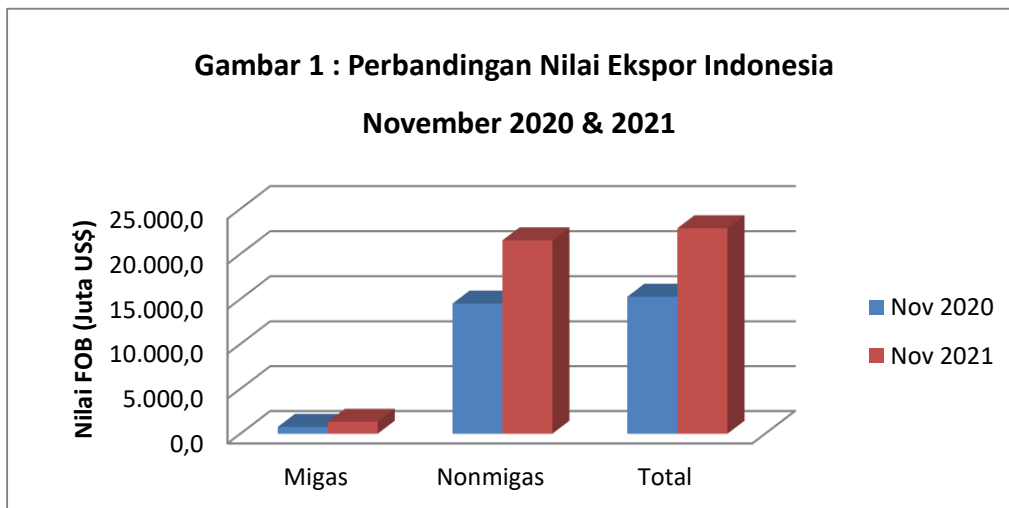
Dibandingkan periode yang sama tahun 2020, nilai ekspor naik US\$7.586,0 juta, karena adanya peningkatan ekspor dari kelompok migas sebesar US\$570,2 juta atau naik 74,80 persen. Demikian juga ekspor nonmigas mengalami peningkatan sebesar US\$7.015,9 juta.

Dengan demikian, dapat dilihat bahwa penerimaan dari sektor migas menunjukkan peningkatan. Walaupun kebijakan pemerintah yang mengutamakan

produksi migas yang ada untuk memenuhi kebutuhan dalam negeri dibanding ekspor, Namun demikian ekspor migas terus mengalami peningkatan. Demikian juga pada ekspor nonmigas, terjadi peningkatan kinerja dibandingkan nilai ekspor nonmigas periode yang sama pada tahun 2020.

Peningkatan pada ekspor migas diakibatkan karena meningkatnya seluruh komponen migas, yaitu hasil minyak dan gas.

Harga minyak mentah Indonesia pada bulan November 2021 sebesar US\$80,13 per barelnya, naik sebesar US\$32,35 per barel dibandingkan bulan November 2020.

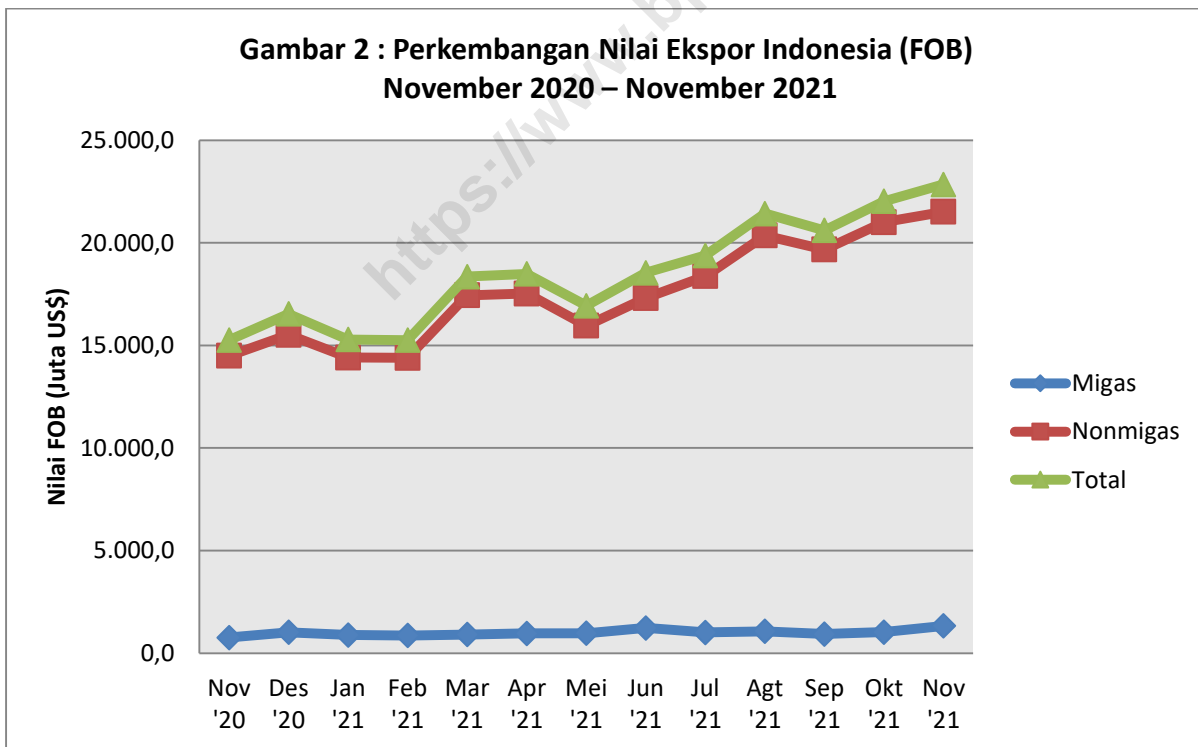


Sumber : dokumen PEB, non PEB, diolah

Pada Gambar 1 ditampilkan perbandingan nilai ekspor periode November 2020 dan 2021. Sedangkan trend perkembangannya dari bulan November 2020 sampai dengan November 2021 disajikan pada Gambar 2. Nilai ekspor kelompok migas pada November 2020 senilai US\$762,3 juta yang terdiri dari minyak mentah, hasil minyak dan gas masing-masing senilai US\$240,1 juta, US\$67,1 juta, dan US\$455,0 juta. Sedangkan pada November 2021 untuk kelompok migas memiliki rincian yang terdiri dari minyak

mentah sebesar US\$120,9 juta, hasil minyak sebesar US\$250,4 juta dan gas sebesar US\$961,1 juta.

Nilai ekspor untuk kelompok nonmigas yang terdiri dari hasil pertanian, hasil industri pengolahan serta hasil tambang dan lainnya pada bulan November 2020 masing-masing US\$448,0 juta, US\$12.095,0 juta, dan US\$ 1.953,1 juta. Sementara itu pada periode November 2021 masing-masing mencapai US\$428,5 juta, US\$16.261,1 juta, dan US\$4.822,4 juta.



Sumber : dokumen PEB, non PEB, diolah

Nilai ekspor Indonesia November 2021 mencapai US\$22,84 miliar atau naik sebesar 3,70 persen dibanding ekspor Oktober 2021, dan naik sebesar 49,72 persen dibanding ekspor November 2020.

Ekspor nonmigas November 2021 mencapai US\$21,51 miliar atau naik sebesar 2,42 persen dibanding nilai ekspor nonmigas Oktober 2021, dan naik 48,40 persen dibanding ekspor nonmigas November 2020.

Dipandang dari negara tujuan ekspor utama (Tabel A) ekspor ke Tiongkok November 2021 mencapai angka terbesar yaitu US\$5,83 miliar, disusul Amerika Serikat US\$2,54 miliar dan Jepang US\$1,75 miliar, dengan kontribusi ketiganya mencapai 44,31 persen.

Untuk negara utama, peningkatan terjadi pada ekspor ke Tiongkok dengan peningkatan sebesar US\$2.383,9 juta, Amerika Serikat dengan peningkatan sebesar US\$934,7 juta dan Jepang dengan peningkatan sebesar US\$501,6 juta.

Untuk ekspor ke Uni Eropa (27 negara) sebesar US\$1,82 miliar, menunjukkan peningkatan ekspor dibandingkan dengan nilai ekspor pada periode yang sama tahun 2020.

Pada Tabel B ekspor golongan barang HS 2 digit utama terlihat bahwa seluruh nilai ekspor mengalami peningkatan. Peningkatan terbesar terjadi pada bahan bakar mineral sebesar US\$3.192,8 juta yang merupakan komoditi ekspor terbesar pertama pada November 2021 dan 2020.

Menurut sektor, ekspor hasil industri pengolahan November 2021 naik sebesar 34,44 persen dibanding ekspor hasil industri pengolahan periode yang sama tahun 2020, ekspor hasil tambang & lainnya naik sebesar 146,91 persen, sedangkan ekspor hasil pertanian turun sebesar 4,35 persen.

Berdasarkan Tabel C total ekspor Indonesia menurut provinsi pelabuhan muat, ekspor Indonesia terbesar pada November 2021 berasal dari DKI (daerah khusus ibukota) Jakarta dengan nilai US\$6,18 miliar (27,04 persen), diikuti Kalimantan Timur sebesar US\$2,96 miliar (12,96 persen) dan Jawa Timur sebesar US\$2,18 miliar (9,54 persen).

**Tabel A. Total Ekspor Indonesia Menurut Negara Tujuan Utama  
November 2020 dan November 2021**

Negara Tujuan	Nilai FOB (Juta US\$)				Perubahan Nov'21 thd Nov'20 (Juta US\$)
	November	November	Jan-Nov	Jan-Nov	
	2020	2021	2020	2021	
(1)	(2)	(3)	(4)	(5)	(6)
<b>ASEAN</b>	<b>3.378,2</b>	<b>4.712,5</b>	<b>32.840,9</b>	<b>43.622,0</b>	<b>1.334,3</b>
1 Singapura	785,4	1.097,3	9.831,3	10.519,0	312,0
2 Malaysia	878,1	1.297,5	7.078,0	10.996,7	419,4
3 Thailand	519,5	586,8	4.626,4	6.415,8	67,3
<b>Asean Lainnya</b>	<b>1.195,2</b>	<b>1.730,9</b>	<b>11.305,3</b>	<b>15.690,5</b>	<b>535,6</b>
<b>UNI EROPA</b>	<b>1.201,4</b>	<b>1.819,6</b>	<b>12.973,3</b>	<b>16.281,9</b>	<b>618,2</b>
4 Jerman	266,1	274,4	2.223,0	2.624,4	8,3
5 Belanda	59,0	95,5	830,6	909,7	36,4
6 Italia	102,5	127,6	1.172,2	1.342,6	25,1
<b>Uni Eropa Lainnya</b>	<b>773,7</b>	<b>1.322,1</b>	<b>8.747,5</b>	<b>11.405,3</b>	<b>548,4</b>
<b>NEGARA UTAMA LAINNYA</b>	<b>8.523,0</b>	<b>13.087,3</b>	<b>78.221,7</b>	<b>117.065,2</b>	<b>4.564,3</b>
7 Tiongkok	3.449,1	5.833,0	28.221,0	48.435,1	2.383,9
8 Jepang	1.248,0	1.749,5	12.302,8	16.005,6	501,6
9 Amerika Serikat	1.605,2	2.539,8	16.752,3	23.133,4	934,7
10 India	1.029,7	1.165,4	9.117,0	12.082,7	135,7
11 Australia	246,5	268,4	2.263,2	2.978,3	21,9
12 Korea Selatan	573,3	918,2	5.828,8	8.097,8	344,9
13 Taiwan	371,3	613,0	3.736,6	6.332,3	241,7
<b>Total 13 Negara Tujuan Utama</b>	<b>11.133,6</b>	<b>16.566,5</b>	<b>103.983,2</b>	<b>149.873,2</b>	<b>5.432,8</b>
<b>Lainnya</b>	<b>4.124,8</b>	<b>6.278,0</b>	<b>42.669,1</b>	<b>59.289,7</b>	<b>2.153,2</b>
<b>Total Ekspor Indonesia</b>	<b>15.258,4</b>	<b>22.844,4</b>	<b>146.652,3</b>	<b>209.162,9</b>	<b>7.586,0</b>

Sumber : dokumen PEB, non PEB, diolah

Pada Tabel 1 disajikan ekspor menurut 21 golongan barang HS. Disini terlihat bahwa perolehan devisa terbesar pada bulan November 2021 dari kelompok golongan barang V (Produk mineral) dengan nilai US\$6.246,8 juta atau sekitar 27,34 persen dari total ekspor, kelompok golongan barang XV (Logam tidak mulia dan barang daripadanya) dengan nilai US\$2.996,0 juta atau sekitar 13,11 persen, serta kelompok golongan barang III (Lemak, Minyak, Malam Nabati/Hewani) senilai US\$2.546,1 juta atau sekitar 11,15 persen.

Dibandingkan periode yang sama tahun sebelumnya, produk mineral mengalami peningkatan 120,46 persen; demikian pula dengan lemak, minyak, malam nabati/hewani mengalami peningkatan sebesar 8,25 persen dan logam tidak mulia dan barang daripadanya naik sebesar 72,64 persen.

Pada Tabel 2 disajikan ekspor menurut HS 2 digit. Nilai ekspor yang mengalami pertumbuhan positif terbesar untuk bulan November 2021 dibandingkan dengan nilai ekspor November 2020 antara lain HS 43 (*furskins and artificial fur; manufactures thereof*) dengan tingkat pertumbuhan 11.597,28 persen dengan nilai ekspor US\$0,2 juta. Kemudian HS 81 (*other base metal; cermets; and articles thereof*)

dengan besar tingkat pertumbuhan mencapai 2.883,54 persen dan memiliki nilai ekspor mencapai US\$19.1 juta. selanjutnya HS 80 (*tin and articles thereof*) yang memiliki tingkat pertumbuhan 188,27 persen dengan nilai ekspor US\$243,6 juta. Kemudian peningkatan terjadi pada HS 10 (*cereals*) dengan tingkat pertumbuhannya sebesar 169,85 persen dan nilai ekspor mencapai US\$0,3 juta, serta HS 27 (*mineral fuels*) dengan tingkat pertumbuhan mencapai 140,65 persen dengan nilai ekspor mencapai US\$5.462,8 juta.

Adapun jenis barang yang mengalami penurunan antara lain HS 89 (*ships, boat, and floating structures*) dengan penurunan ekspor 90,64 persen dengan nilai ekspor US\$5.1 juta, kemudian HS 36 (*explosives; pyrotechnic products; matches*) yang mengalami penurunan mencapai 75,47 persen dengan total nilai ekspor mencapai US\$0,2 juta. Selanjutnya HS 04 (*dairy products, bird's eggs*) dengan penurunan ekspor 34,50 persen dengan nilai ekspor US\$51,1 juta, diikuti HS 66 (*umbrellas, sun umbrellas*) yang mengalami penurunan ekspor 31,10 persen dengan nilai ekspor sebesar US\$0,1 juta, dan HS 99 (*postal packages, parcels, and returned goods*) yang mengalami penurunan ekspor 30,60 persen dengan nilai ekspor sebesar US\$1,4 juta.

**Tabel B. Total Ekspor Golongan Barang HS2 Digit Utama  
November 2020 dan November 2021**

Golongan Barang (HS)	Nilai FOB (Juta US\$)				Perubahan Nov'21 thd Nov'20 (Juta US\$)
	November 2020	November 2021	Jan-Nov 2020	Jan-Nov 2021	
(1)	(2)	(3)	(4)	(5)	(6)
1 Bahan bakar mineral (27)	2.270,0	5.462,8	22.761,6	40.768,5	3.192,8
2 Lemak & minyak hewan/nabati (15)	2.352,0	2.546,1	18.100,4	29.856,8	194,1
3 Besi dan Baja (72)	1.281,5	2.005,1	9.657,7	18.622,9	723,6
4 Mesin/peralatan listrik (85)	866,9	1.060,6	8.255,7	10.566,1	193,7
5 Kendaraan dan Bagiannya (87)	735,6	778,3	5.863,5	7.873,4	42,7
6 Karet dan Barang dari karet (40)	501,9	614,2	5.072,7	6.498,0	112,2
7 Berbagai Produk Kimia (38)	381,5	638,7	3.379,0	6.184,1	257,2
8 Bijih, kerak dan abu logam (26)	526,3	754,1	2.655,1	5.778,5	227,8
9 Mesin-mesin/Pesawat Mekanik (84)	502,1	556,0	4.666,4	5.670,3	53,8
10 Alas kaki (64)	440,8	627,9	4.342,6	5.534,0	187,1
<b>Total 10 Golongan Barang</b>	<b>9.858,6</b>	<b>15.043,7</b>	<b>84.754,6</b>	<b>137.352,6</b>	<b>5.185,1</b>
<b>Lainnya</b>	<b>5.399,8</b>	<b>7.800,7</b>	<b>61.897,7</b>	<b>71.810,3</b>	<b>2.400,9</b>
<b>Total Ekspor Indonesia</b>	<b>15.258,4</b>	<b>22.844,4</b>	<b>146.652,3</b>	<b>209.162,9</b>	<b>7.586,0</b>

Sumber : dokumen PEB, non PEB, diolah



**Tabel C. Total Ekspor Indonesia Menurut Pelabuhan Muat Utama Tiap Provinsi  
Bulan November 2021 (Juta US\$)**

Provinsi	Nilai Fob (Juta US\$)	Pelabuhan Muat	Nilai Fob (Juta US\$)
(1)	(2)	(3)	(4)
ACEH	50,3	MEULABOH	48,4
SUMATERA UTARA	988,9	BELAWAN	872,3
SUMATERA BARAT	224,1	PADANG/TL.BAYUR	224,1
RIAU	1.646,8	DUMAI	1.225,8
JAMBI	226,2	JAMBI	189,2
SUMATERA SELATAN	501,9	MUSI RIVER/BOOM BARU	501,1
BENGKULU	21,3	PULAU BAAI	11,6
LAMPUNG	322,6	PANJANG	161,3
KEPULAUAN BANGKA BELITUNG	102,2	PANGKAL BALAM	18,9
KEPULAUAN RIAU	1.490,2	BATU AMPAR	678,0
DKI JAKARTA	6.176,2	TANJUNG PRIOK	5.270,7
JAWA BARAT	35,5	BALONGAN	35,5
JAWA TENGAH	750,7	TANJUNG EMAS	726,5
DI YOGYAKARTA	0,0	ADI SUCIPTO (U)	0,0
JAWA TIMUR	2.179,4	TANJUNG PERAK	1.854,5
BANTEN	229,2	TANJUNG LENENG	63,5
BALI	1,6	NGURAH RAI (U)	1,6
NUSA TENGGARA BARAT	113,1	BENETE	112,8
NUSA TENGGARA TIMUR	2,4	ATAPUPU	2,3
KALIMANTAN BARAT	226,1	KENDAWANGAN	60,7
KALIMANTAN TENGAH	69,6	KUMAI	57,0
KALIMANTAN SELATAN	1.340,7	BANJARMASIN	735,6
KALIMANTAN TIMUR	2.961,5	SAMARINDA	808,5
KALIMANTAN UTARA	215,1	LINGKAS TARAKAN	167,1
SULAWESI UTARA	92,0	BITUNG	67,8
SULAWESI TENGAH	1.236,0	KOLONEDALE	1.028,8
SULAWESI SELATAN	135,6	BALANTANG/MALILI	-
SULAWESI TENGGARA	289,1	KENDARI	289,1
GORONTALO	0,0	GORONTALO	0,0
SULAWESI BARAT	0,0	MAMUJU	0,0
MALUKU	0,0	BULA	0,0
MALUKU UTARA	496,1	OBISLAND	496,1
PAPUA BARAT	189,9	BINTUNI, IRIAN JAYA	189,7
PAPUA	530,2	AMAMAPARE	521,9
<b>Total Ekspor Indonesia</b>	<b>22.844,4</b>	<b>Total Pelabuhan Utama</b>	<b>16.420,3</b>

Sumber : dokumen PEB, non PEB, diolah

Tabel 1. Ekspor Indonesia menurut 21 Golongan Barang

November 2021

Golongan	Uraian golongan barang	Berat bersih (Kg)		Nilai F.O.B. ( U S \$ )	
		Bulan ini	Kumulatif	Bulan ini	Kumulatif
(1)	(2)	(3)	(4)	(5)	(6)
I	Binatang Hidup; Produk Hewani	88.446.818	781.431.918	454.509.326	3.967.855.845
II	Produk Nabati	687.902.659	6.268.961.934	406.632.117	3.694.814.645
III	Lemak, Minyak, Malam Nabati/hewani	2.099.814.255	28.638.555.884	2.546.073.536	29.856.754.159
IV	Olahan Makanan, minuman, Minuman Keras, Tembakau	923.384.181	9.334.145.699	941.442.866	8.410.914.156
V	Produk Mineral	41.146.483.567	471.501.630.681	6.246.750.474	47.035.175.932
VI	Produk Industri Kimia atau Produk Industri Terkait	1.316.615.036	14.917.985.427	1.537.335.139	14.674.241.749
VII	Plastik, Karet, dan Barang-barang Daripadanya	407.308.416	4.474.091.596	865.040.632	9.128.847.802
VIII	Kulit, Kulit Samak dan Barang Daripadanya	5.982.295	51.113.039	120.665.241	975.386.158
IX	Kayu dan Barang dari Kayu, Barang Anyaman, dll	690.006.732	5.761.213.423	535.037.662	4.517.811.028
X	Pulp, Kertas dan Barang Daripadanya	1.075.928.457	10.695.650.881	685.698.989	6.889.015.279
XI	Tekstil dan Barang Tekstil	206.564.658	2.083.370.717	1.252.016.250	11.679.901.830
XII	Alas Kaki, Payung, Bunga Tiruan, dll	32.324.797	290.163.454	669.473.183	5.996.434.978
XIII	Barang dari Batu, Semen, Mika, Keramik, Kaca, dll	99.099.943	1.038.359.818	77.089.864	768.910.222
XIV	Mutiara, Batu Mulia/Semi Mulia, Logam Mulia/Semi Mulia, dll	201.802	2.455.183	559.168.109	5.154.818.076
XV	Logam Tidak Mulia dan Barang Daripadanya	1.171.533.936	13.346.638.292	2.996.036.558	27.015.883.556
XVI	Mesin dan Perlengkapan Elektris, serta Aksesoris dari Barang Tersebut	171.529.619	1.216.516.135	1.616.509.924	16.236.385.483
XVII	Kendaraan, Pesawat Terbang, Kapal dll	84.750.458	940.851.015	789.284.193	8.112.436.867
XVIII	Alat Optis, Fotografi, Musik, Jam dll	8.847.313	83.604.883	137.212.106	1.378.115.280
XIX	Senjata dan Amunisi; Bagian dan Aksesorisnya	114	54.463	1.547	1.426.902
XX	Bermacam-macam Barang Hasil Pabrik	87.178.754	820.883.170	406.696.337	3.648.634.548
XXI	Karya Seni, Barang Kolektor dan Barang Antik	110.314	1.526.910	1.754.584	19.156.319
	<b>Total Ekspor</b>	<b>50.304.014.123</b>	<b>572.249.204.520</b>	<b>22.844.428.637</b>	<b>209.162.920.814</b>

Sumber : dokumen PEB dan non PEB, diolah

Tabel 2. Ekspor Indonesia menurut kode HS 2 digit

November 2021

H S	Uraian golongan barang	Berat bersih (Kg)		Nilai F.O.B. ( U S \$ )	
		Bulan ini	Kumulatif	Bulan ini	Kumulatif
(1)	(2)	(3)	(4)	(5)	(6)
01	Live animals	2.016.717	23.573.280	4.753.964	56.977.571
02	Meat and edible meat offal	278.250	1.933.840	1.754.768	13.656.929
03	Fish and crustaceans, Molluscs and other aquatic invertebrates	82.077.954	710.845.735	393.128.007	3.342.661.466
04	Dairy products, bird's eggs; natural honey, edible products of animal	2.934.599	34.726.573	51.107.965	528.306.004
05	Products of animal origin, not elsewhere specified or included	1.139.298	10.352.490	3.764.622	26.253.875
06	Live trees and other plants; bulbs, roots and the like; cut flowers and ornamental foliage	696.276	6.769.227	2.045.427	21.522.414
07	Edible vegetables and certain roots and tubers	15.759.044	115.538.864	16.766.708	119.204.431
08	Edible fruits and nuts; peel of citrus fruit or melons	128.311.596	1.214.562.634	96.806.050	954.311.052
09	Coffee, tea, mate, and spices	61.412.738	517.423.149	177.929.633	1.535.929.345
10	Cereals	174.638	5.331.263	342.829	5.898.628
11	Products of the milling industry; malt, starches; inulin; wheat gluten	28.801.484	414.315.602	13.538.264	197.849.417
12	Oil seeds and oleaginous fruits; miscellaneous grains, seed, and fruits; industrial or medical plants; straw and fodder	27.858.608	276.063.945	33.574.653	313.892.205
13	Lac; gums; resins and other vegetable saps and extracts	7.010.727	64.621.862	22.247.578	171.608.683
14	Vegetable plaiting materials; vegetable products not elsewhere	417.877.548	3.654.335.389	43.380.974	374.598.470
15	Animal or vegetable fats and oils and their cleavage products; prepared edible fats; animal or vegetable waxes	2.099.814.255	28.638.555.884	2.546.073.536	29.856.754.159
16	Preparations of meat/fish/crustaceans/molluscs or other aquatic	18.045.352	170.667.773	149.355.009	1.408.712.793
17	Sugar and sugar confectionery	101.801.017	977.015.861	58.814.974	483.541.128
18	Cocoa and cocoa preparations	47.319.264	350.551.733	146.820.198	1.110.484.153
19	Preparations of cereals, flour, starch or milk; pastrycooks' products	61.113.326	532.278.320	137.921.796	1.132.496.396
20	Preparations of vegetables, fruits, nuts or other part of plants	30.463.640	270.337.502	41.275.252	373.507.888
21	Miscellaneous edible preparations	58.522.289	557.291.277	137.628.643	1.313.077.619
22	Beverages, spirit, and vinegar	32.725.220	272.493.863	20.952.037	159.951.944
23	Residues and waste from the food industries; prepared animal	561.588.963	6.090.425.360	137.203.744	1.410.628.938
24	Tobacco and manufactured tobacco substitutes	11.805.111	113.084.009	111.471.213	1.018.513.297
25	Salts; sulphur; earths and stone; plastering materials, lime and	1.542.249.267	21.884.716.711	29.844.245	488.179.509
26	Ores, slag, and ash	3.466.974.442	21.805.279.941	754.122.108	5.778.477.993
27	Mineral fuels, mineral oils and products of their distillation; bituminous substances; mineral waxes	36.137.259.858	427.811.634.029	5.462.784.122	40.768.518.430
28	Inorganic chemicals; organic or inorganic compounds of precious	247.231.251	3.317.659.382	123.646.749	1.381.947.424
29	Organic chemicals	299.184.711	2.843.163.955	399.130.903	3.296.960.935
30	Pharmaceutical products	2.627.754	21.199.079	51.722.358	496.747.181
31	Fertilizers	183.423.178	2.233.657.160	91.151.598	826.921.980
32	Tanning or dyeing extracts, tannins and their derivatives; dyes, pigments and other colouring matter; paints and varnishes; putty and other mastics; ink	11.524.650	112.739.533	41.049.127	451.965.446
33	Essential oils and resinoids; perfumery, cosmetic or toilet preparatio	8.626.878	92.531.487	73.866.566	813.460.043
34	Soap, organic surface-active agents, washing, and lubricating	103.629.602	1.118.103.199	113.295.472	1.158.634.676
35	Albuminoidal substances; modified starches; glues; enzymes	1.424.690	24.316.380	4.370.236	54.967.385
36	Explosives; pyrotechnic products; matches; pyrophonic alloys; certain combustible preparations	123.026	5.083.763	206.076	7.498.552
37	Photographic and cinematographic goods	8.221	96.081	177.445	1.057.965
38	Miscellaneous chemical products	458.811.075	5.149.435.408	638.718.608	6.184.080.163
39	Plastics and articles thereof	138.840.452	1.575.992.897	250.878.017	2.630.814.274
40	Rubber and articles thereof	268.467.964	2.898.098.698	614.162.615	6.498.033.528
41	Raw hides, skins (other than furskins), and leather	456.617	4.297.205	9.311.090	77.990.413
42	Articles of leather; saddlery and harness; travel goods, handbags and similar containers; articles of animal gut (other than silk-worm gut)	5.509.083	46.763.535	111.175.669	896.906.949
43	Furskins and artificial fur; manufactures thereof	16.595	52.298	178.482	488.796
44	Wood and articles of wood; wood charcoal	687.407.141	5.736.368.232	520.422.125	4.391.139.965
45	Cork and articles of cork	17.602	49.478	2.089	35.337

Tabel 2. Ekspor Indonesia menurut kode HS 2 digit

November 2021

HS	Uraian golongan barang	Berat bersih (Kg)		Nilai F.O.B. ( U S \$ )	
		Bulan ini	Kumulatif	Bulan ini	Kumulatif
(1)	(2)	(3)	(4)	(5)	(6)
46	Manufactured of straw or other plaiting materials; basketware and	2.581.989	24.795.714	14.613.447	126.635.727
47	Pulp of wood or of other fibrous cellulosic material; recovered (waste and scrap) paper or paperboard	635.324.030	5.695.841.392	332.104.934	2.951.009.504
48	Paper and paperboard; articles of paper pulp or of paper/paperboard	440.053.267	4.993.571.885	345.875.901	3.882.261.095
49	Printed books, newspapers, pictures, and other products of the printing industry, manuscripts, typescripts and plans	551.160	6.237.604	7.718.154	55.744.679
50	Silk	168	60.853	311	61.590
51	Wool, fine or coarse animal hair; horse hair yarn, woven fabrics	47.981	261.640	64.496	764.491
52	Cotton	23.988.553	253.531.336	83.676.573	786.947.655
53	Other vegetable textile fibres; paper yarns and woven fabrics of	4.387.436	45.336.381	1.028.456	10.986.067
54	Man-made filaments	20.472.947	222.813.945	62.891.616	624.238.566
55	Man-made staple fibres	104.711.759	1.039.541.963	219.981.994	2.055.905.502
56	Wadding, felt, and non-wovens; special yarn; twine, cordage, ropes and cables and articles thereof	4.802.060	40.908.665	16.413.858	154.511.630
57	Carpets and other textile floor coverings	1.586.343	14.287.272	5.291.346	49.582.902
58	Special woven fabrics; tufted textile fabrics; lace; tapestries;	343.332	3.151.316	3.582.212	39.404.915
59	Impregnated, coated, covered or laminated textile fabrics; textile	2.284.827	27.589.360	11.781.476	125.919.126
60	Knitted or crocheted fabrics	1.551.392	16.863.567	11.632.213	108.274.815
61	Articles of apparel and clothing accessories, knitted or crocheted	24.041.207	231.006.538	434.512.456	3.886.013.066
62	Articles of apparel and clothing accessories, not knitted or crocheted	14.772.913	149.609.452	383.044.291	3.662.700.151
63	Other made up textile articles; sets; worn clothing and worn textile articles; rags	3.573.740	38.408.429	18.114.954	174.591.353
64	Footwear, gaiters and the like; parts of such articles	30.683.328	273.659.287	627.914.966	5.534.045.213
65	Headgear and parts thereof	585.486	5.071.693	7.004.741	70.803.458
66	Umbrellas, sun umbrellas, walking sticks, seat-sticks, whips, riding-	13.136	231.983	86.599	1.898.069
67	Prepared feathers and down and articles made of feathers or of	1.042.848	11.200.491	34.466.877	389.688.239
68	Articles of stone, plaster, cement, asbestos, mica or similar material	23.494.796	260.374.705	14.770.546	148.818.333
69	Ceramic products	32.879.052	290.531.965	36.758.728	339.612.211
70	Glass and glassware	42.726.094	487.453.148	25.560.590	280.479.678
71	Natural and cultured pearls, precious/semi precious stones, and precious metal, and articles thereof, imitation jewellery; coin	201.802	2.455.183	559.168.109	5.154.818.076
72	Iron and steel	1.015.773.060	11.994.335.306	2.005.090.756	18.622.942.597
73	Articles of iron and steel	65.305.906	539.243.032	184.039.619	1.442.456.407
74	Copper and articles thereof	32.744.252	317.574.243	307.123.825	2.762.626.473
75	Nickel and articles thereof	22.713.608	125.691.056	143.135.542	1.048.872.785
76	Aluminium and articles thereof	19.574.633	238.432.124	70.637.183	716.887.570
78	Lead and articles thereof	121.176	2.126.107	943.134	9.685.591
79	Zinc and articles thereof	1.462.562	17.275.593	3.129.658	34.663.783
80	Tin and articles thereof	6.393.512	67.368.388	243.592.443	2.131.802.769
81	Other base metal; cermet; and articles thereof	4.282.054	10.314.738	19.091.765	43.506.105
82	Tools, implements, cutlery, spoon and forks, of base metal and parts	841.951	8.906.486	10.297.923	101.400.681
83	Miscellaneous articles of base metal	2.321.222	25.371.220	8.954.711	101.038.796
84	Nuclear reactors, boilers, machinery and mechanical appliances;	121.718.957	704.543.899	555.955.986	5.670.261.425
85	Electrical machinery and equipments and parts thereof; sound	49.810.663	511.972.236	1.060.553.938	10.566.124.058
86	Railway and tramway locomotive, mechanical traffic, and all kinds	1.463.383	13.416.522	1.523.860	20.963.112
87	Vehicles other than railway/tramway rolling-stock, and parts and	82.810.638	861.683.243	778.327.813	7.873.410.425
88	Aircraft, spacecraft, and parts thereof	19.690	513.431	4.318.061	80.453.019
89	Ships, boat, and floating structures	456.746	65.237.818	5.114.460	137.610.311
90	Optical, photographic, cinematographic, measuring, checking,	2.616.688	25.884.211	62.399.058	657.744.258
91	Clocks and watches and parts thereof	35.983	297.964	2.395.424	29.030.708
92	Musical instruments; parts and accessories of such articles	6.194.642	57.422.708	72.417.624	691.340.313
93	Arms and ammunition; parts and accessories thereof	114	54.463	1.547	1.426.902

Tabel 2. Ekspor Indonesia menurut kode HS 2 digit

November 2021

HS	Uraian golongan barang	Berat bersih (Kg)		Nilai F.O.B. ( U S \$ )	
		Bulan ini	Kumulatif	Bulan ini	Kumulatif
(1)	(2)	(3)	(4)	(5)	(6)
94	Furnitures, bedding, mattresses, mattress supports, cushions and	68.251.026	649.636.841	305.614.289	2.722.866.725
95	Toys, games and sports requisiters; parts and accessories thereof	5.676.967	53.634.305	62.999.861	572.948.230
96	Miscellaneous manufactured articles	13.250.762	117.612.024	38.082.186	352.819.592
97	Works of arts, collectors' piece and antiques	48.681	772.266	332.343	5.972.424
99	Postal packages, parcels, and returned goods	61.633	754.644	1.422.242	13.183.895
<b>Total Ekspor</b>		<b>50.304.014.123</b>	<b>572.249.204.520</b>	<b>22.844.428.637</b>	<b>209.162.920.814</b>

Sumber : dokumen PEB dan non PEB, diolah

<https://www.bps.go.id>

Tabel 3 : Ekspor Indonesia menurut Komoditi ( Kode HS 8 digit )

November 2021

Kode H S	Uraian golongan barang	Berat bersih (Kg)		Nilai F.O.B. ( U S \$ )	
		Bulan ini	Kumulatif	Bulan ini	Kumulatif
(1)	(2)	(3)	(4)	(5)	(6)
01039200	Live swine, other than breeding animals, weighing 50 kg or more	1.967.575	23.014.471	4.345.255	51.356.360
01041090	Live sheep, other than pure-bred breeding animals	22.410	236.500	84.167	912.812
01042090	Live goats, other than pure-bred breeding animals	7.157	133.211	17.839	373.356
01051110	Live breeding fowls of the species Gallus domesticus, weighing not more than 185g	2.852	16.302	38.133	198.046
01051190	Live fowls spec Gallus domesticus, weight not more than 185g, other than breeding	-	431	-	1.750
01059491	Fowls of the species Gallus domesticus, other than breeding fowls and fighting cocks, weight less than 2kg	-	50	-	50
01059499	Fowls of the species Gallus domesticus, other than breeding fowls and fighting cocks, weight more than 2kg	-	35	-	5.150
01061100	Live primates	-	338	-	121.000
01061400	Live rabbits and hares	350	8.884	2.058	49.331
01061900	Mammals other than primates, marine mammals, camels, rabbit and hares	804	7.669	13.005	100.833
01062000	Live reptiles (including snakes and turtles)	15.425	149.537	230.513	3.034.767
01063200	Live psittaciformes (including parrots, parakeets, macaws and cockatoos)	82	1.763	19.110	718.784
01063900	Live birds, other than birds of prey, Psittaciformes, ostriches and emus (Dromaius novaehollandiae)	-	1.539	-	10.560
01064900	Live insects, other than bees	-	978	-	30.373
01069000	Live animals, other than mammals, reptiles, birds, and insects	62	1.575	3.884	64.399
02023000	Boneless of bovine animals, frozen	440	460	32.735	32.741
02071200	Meat and edible offal of fowls of the species Gallus domesticus, not cut in pieces, frozen	51.652	154.265	70.317	216.305
02071300	Meat and edible offal of fowls of the species Gallus domesticus, cuts and offal, fresh or chilled	1.976	1.976	2.304	2.304
02071410	Meat and edible offal of fowls of the species Gallus domesticus, cuts and offal, Wings frozen	252	252	548	548
02071491	Mechanically deboned or separated meat of fowls of the species Gallus domesticus	2.336	2.336	8.400	8.400
02085000	Meat and edible meat offal of reptiles (incl snakes and turtles), fresh, chilled or frozen	8.023	82.281	18.613	117.933
02089010	Frogs' legs fresh, chilled or frozen	211.964	1.442.866	1.567.008	9.789.792
02102000	Meat of bovine animals, salted, in brine, dried or smoked	-	69	-	72
02109300	Meat & edible offal, incl edible flours, of reptiles (including snakes and turtles)	1.606	221.594	54.842	3.417.646
02109910	Freeze dried chicken dice	-	440	-	976
02109920	Dried pork skin	-	12.439	-	40.786
02109990	Meat&edible meat offal, salted, in brine, dried/smoked; edible flours&meals of meat/meat offal, n.e.c in heading 0210	-	14.862	-	29.425
03011111	Botia (Chromobotia macracanthus), fry	1.323	7.924	65.729	483.754
03011119	Live freshwater ornamental fish, fry, other than Botia	5.070	59.030	44.974	799.061
03011191	Koi carp (Cyprinus carpio)	117	1.157	1.475	16.912
03011192	Goldfish (Carassius auratus)	763	4.260	39.422	164.500
03011193	Siamese fighting fish (Beta splendens)	883	8.632	24.480	171.852
03011194	Oscars (Astonotus ocellatus)	140	1.261	1.695	25.277
03011195	Arowanas (Scleropages formosus)	7.461	45.212	787.241	6.766.350
03011196	Arowanas Jardini (Scleropages jardini)	-	1.640	-	94.251
03011199	Live ornamental freshwater fish other than koi carp, goldfish, Beta splendens, oscars, and arowanas	67.001	613.497	1.594.276	17.204.552
03011910	Live marine ornamental fish, fry	817	6.180	5.953	37.881
03011991	Banggai cardinal fish (Pterapogon kauderni), live	4	1.147	275	12.921
03011992	Napoleon wrasse (Cheilinus undulatus), live	-	15	-	400
03011999	Live marine ornamental fish, other than fry	44.549	424.718	642.863	6.065.261
03019200	Live eels (Anguilla spp)	137.663	1.740.764	130.535	1.643.596
03019310	Live carp (family of Cyprinidae), breeding other than fry	-	80	-	320
03019390	Live carp (family of Cyprinidae), other than breeding	-	2.067	-	2.092
03019911	Live fry fish, Milkfish and Grouper, breeding	6.635	158.899	196.419	3.737.438

Tabel 3 : Ekspor Indonesia menurut Komoditi ( Kode HS 8 digit )

November 2021

Kode H S	Uraian golongan barang	Berat bersih (Kg)		Nilai F.O.B. ( U S \$ )	
		Bulan ini	Kumulatif	Bulan ini	Kumulatif
(1)	(2)	(3)	(4)	(5)	(6)
03019919	Live fry fish, Milkfish and Grouper, other than breeding	29.140	95.765	3.337	68.924
03019921	Live fry fish, other than Milkfish and Grouper, breeding	1.510	17.470	3.017	12.364
03019929	Live fry fish, other than Milkfish and Grouper, other than breeding	2.505	7.585	4.920	16.644
03019949	Live freshwater fish, other than ornamental, other tilapias and carp	11.653	68.454	82.785	419.607
03019951	Milkfish, breeding	-	975	-	2.947
03019952	Live Grouper	115.903	1.315.218	1.295.062	13.485.341
03019959	Live marine fish other than milkfish (breeding), grouper, trout, eels, carp, bluefins tunas	15.820	293.833	74.370	1.617.820
03019990	Live fish, nec in heading 0301	279	354	2.786	3.429
03022100	Halibut (Reinhardtius hipp, Hippoglossus hipp, Hipp stenolepis) fresh or chilled, excl fish fillets	34	5.048	106	6.178
03022300	Sole (Solea spp) fresh or chilled, excl fish fillets	6.720	45.488	6.938	46.917
03022900	Fresh or chilled flat fish other than halibut, plaice, sole, and tubots, excl edible fish offal of subhead 030291-030299	122.100	986.195	142.361	1.208.851
03023100	Albacore or longfinned tunas (Thunnus alalunga), fresh or chilled, excl fish fillets	51.970	51.970	122.525	122.525
03023200	Yellowfin tunas (Thunnus albacares), fresh or chilled, excl fish fillets	98.924	1.619.454	385.576	6.461.945
03023400	Bigeye tunas (Thunnus obesus) fresh or chilled, excl fish fillets	7.552	254.444	34.637	1.177.399
03023600	Southern bluefin tunas (Thunnus maccoyii), fresh or chilled, excl fish fillets	2.983	31.032	10.483	126.730
03023900	Fresh/chilled Tunas excl 030291-030299, o.t albacore, longfinned/yellowfin/bigeye/atlantic&pacific&southern bluefin tunas	90.304	724.747	460.382	3.654.808
03024300	Sardines, sardinella, brisling/sprats, fresh/chilled, excl fillets, edible fish offal of subhead 0302.91-99	-	390	-	638
03024400	Mackerel (Scomber scombrus, S. australasicus) fresh/chilled, excl fillets, edible fish offal of subhead 0302.91-99	327	1.070	1.145	3.834
03024500	Jack and horse mackerel (Trachurus spp), fresh/chilled, excl fillets, edible fish offal of subhead 0302.91-99	-	100	-	1.380
03024700	Swordfish (Xiphias gladius), fresh/chilled, excl fillets, edible fish offal of subhead 0302.91-99	4.771	61.791	61.940	728.359
03024900	Indian mckrl, seerfish, jack, crevalle, silv pomfret, P. saury, scad, capelin, Kawa2, bonito, marlin, sailfish, spearfish, fresh	511.085	6.151.055	1.806.208	20.489.481
03027100	Tilapias (Oreochromis spp), fresh/chilled, excl fish fillets	-	1.970	-	1.665
03027210	Yellowtail catfish (Pangasius pangasius), fresh/chilled, excl fish fillets	50	50	200	200
03027290	Catfish (Silurus spp., Clarias spp., Ictalurus spp.), fresh/chilled, excl subhead 030291-030299, o.t yellowtail catfish	3.332	7.672	4.216	9.700
03027300	Carp (as specified by the WCO), fresh/chilled, excl fish fillets	33	63	66	126
03027400	Eels (Anguilla spp), fresh or chilled, excl fish fillets	-	3.626	-	7.252
03027900	Nile perch and snakeheads, fresh or chilled, excl fish fillets and edible fish offal of subheadings 0302.91 to 0302.99	14.420	90.412	15.072	96.241
03028200	Rays and skates (Rajidae), excl edible fish offal of subheadings 0302.91 to 0302.99	51.637	791.966	77.348	1.083.075
03028500	Seabream (Sparidae), excl edible fish offal of subheadings 0302.91 to 0302.99	800	12.175	1.711	25.576
03028911	Grouper, fresh or chilled, excluding edible fish offal	374.532	3.496.496	1.447.409	13.724.610
03028914	Fresh or chilled, excl edible fish offal of Savalai hairtails, Belanger's croakers, Reeve's croakers, bigeye croakers etc	144.014	2.259.559	326.499	4.704.930
03028916	Torpedo scads, spotted sicklefish and great barracudas, fresh or chilled, excluding edible fish offal	61.900	795.060	58.965	775.890
03028917	Black pomfrets (Parastromatus niger), fresh or chilled, excluding edible fish offal	107.504	1.128.731	227.141	2.928.574
03028918	Mangrove red snappers (Lutjanus argentimaculatus), fresh or chilled, excluding edible fish offal	89.710	1.115.930	238.090	3.294.483
03028919	Marine fish, nec in heading 0302, fresh/chilled, exclude fillets, fish meat of 0304 & edible fish offal of 030291-030299	2.702.611	30.006.209	4.281.930	46.336.001

Tabel 3 : Ekspor Indonesia menurut Komoditi ( Kode HS 8 digit )

		November 2021			
Kode H S	Uraian golongan barang	Berat bersih (Kg)		Nilai F.O.B. ( U S \$ )	
		Bulan ini	Kumulatif	Bulan ini	Kumulatif
(1)	(2)	(3)	(4)	(5)	(6)
03028926	Indian threadfins (Polynemus indicus) and silver grunts (pomadasys argenteus), fresh or chilled, excl edible fish offal	7.551	30.205	13.903	55.318
03028928	Wallago (Wallago attu) and giant river-catfish (Sperata seenghala), fresh or chilled, excl edible fish offal	89	779	178	1.558
03028929	Freshwater fish nec in head 0302,fresh/chilled,excl fish fillets&meat heading 03.04&edible offal subhead 0302.91-0302.99	126.526	1.245.074	265.643	2.257.947
03029100	Livers, roes and milt , fresh or chilled	489	6.847	2.932	31.405
03029200	Shark fins, fresh or chilled	739	906	14.780	19.833
03029900	Heads, tails, maws, fresh or chilled, and other edible fish offal, fresh or chilled	-	55	-	110
03031100	Sockeye salmon (red salmon) (Oncorhynchus nerka), frozen, excl fish fillets	4.080	13.210	63.240	214.444
03031300	Atlantic salmon (Salmo salar) and Danube salmon (Hucho hucho), frozen, excluding fish fillets	-	34.829	-	254.568
03031900	Salmonidae other than sockeye/other pacific/atlantic salmon, danube salmon&trout, frozen, excl subhead 0303.91-0303.99	-	2.449	-	7.192
03032300	Tilapias (Oreochromis spp), frozen, excl fillets	26.060	389.166	62.514	944.194
03032400	Catfish (Pangasius spp, Silurus spp, Clarias spp, Ictalurus spp) frozen, excl fillets	122.429	2.344.977	173.120	3.563.228
03032500	Carp frozen, excl fillets, fish meat of 0304, and edible fish offal of subheadings 030391 to 030399	279	2.549	1.158	5.048
03032600	Eels (Anguilla spp), frozen, excl fillets	1.349.003	7.785.514	2.338.187	9.214.063
03032900	Nile perch,snakeheads (Channa spp) frozen, excl fillets, fish meat of 0304,	-	36.079	-	43.295
03033100	Halibut (Reinhardtius hippoglossoides, Hippoglossus hippoglossus, Hippoglossus stenolepis) frozen, excl fillets	7.178	179.886	11.432	218.070
03033300	Sole (Solea spp), frozen, excluding fish fillets	-	32.932	-	51.941
03033900	Flat fish other than halibut, plaice, sole, turbot, frozen, excl edible offal of subhead 0303.91-0303.99	-	10.841	-	10.037
03034100	Albacore or longfinned tunas (Thunnus alalunga), frozen, excluding fish fillets	1.258.222	5.099.199	3.658.206	14.318.615
03034200	Yellowfin tunas (Thunnus albacares), frozen, excluding fish fillets	1.512.555	22.270.908	5.687.181	58.322.140
03034300	Skipjack or stripe-bellied bonito, frozen, excluding fish fillets	3.615.595	22.388.439	5.025.110	30.435.035
03034400	Bigeye tunas (Thunnus obesus), frozen, excluding fish fillets	-	544.012	-	917.567
03034600	Southern bluefin tunas (Thunnus maccoyii), frozen, excluding fish fillets	-	41.050	-	94.560
03034900	Tunas (genus Thunnus),o.t albacore/longfinned/yellowfin/bigeye/atlantic&pacific bluefin/southern bluefin tunas, frozen	2.000	886.291	3.300	1.578.678
03035300	Sardines, sardinella (Sardinella spp), brisling or sprats,frozen,excl fillets, edible fish offal of subhead 0303.91-99	104.000	1.490.039	40.460	776.607
03035410	Mackerel (Scomber scombrus, Scomber australasicus),frozen, excl fillets, edible fish offal of subhead 0303.91-99	76.218	1.091.695	155.277	2.383.107
03035420	Pacific mackerel (Scomber japonicus), frozen, excl fillets, edible fish offal of subheadings 0303.91 to 0303.99	-	263.234	-	483.142
03035500	Jack and horse mackerel (Trachurus spp), frozen, excl fillets, edible fish offal of subheadings 0303.91 to 0303.99	-	542.944	-	493.908
03035600	Cobia (Rachycentron canadum), frozen, excl fillets, edible fish offal of subheadings 0303.91 to 0303.99	7.507	209.992	11.985	317.745
03035700	Swordfish (Xiphias gladius), frozen, excl fillets, edible fish offal of subheadings 0303.91 to 0303.99	305.559	2.547.910	1.753.777	12.925.044
03035910	Indian mackerels, Island mackerels, frozen, excl fillets, edible fish offal of subheadings 0303.91 to 0303.99	513.822	9.268.433	1.306.928	21.239.769
03035920	Silver pomfrets (Pampus spp), frozen, excl fillets, edible fish offal of subheadings 0303.91 to 0303.99	94.924	824.534	300.563	1.940.925
03035990	Seerfish, anchovies, crevalle, Pacific saury, scad, capelin, Kawakawa, bonito, marlin, sailfish, spearfish, frozen	2.362.343	15.143.725	4.778.211	31.313.092



Tabel 3 : Ekspor Indonesia menurut Komoditi ( Kode HS 8 digit )

		November 2021			
Kode H S	Uraian golongan barang	Berat bersih (Kg)		Nilai F.O.B. ( U S \$ )	
		Bulan ini	Kumulatif	Bulan ini	Kumulatif
(1)	(2)	(3)	(4)	(5)	(6)
03036900	Fish of families Bregmacerotidae, Euclichthyidae, Macrouridae, Moridae & Muraenolepididae, frozen, excl subhead 0303.91-0303.99	51.053	135.329	99.577	240.574
03038100	Dogfish & other sharks, frozen, excl. edible fish offal of subheadings 0303.91-99	268.855	3.788.641	271.340	4.257.849
03038200	Rays and skates (Rajidae), frozen, excl. edible fish offal of subheadings 0303.91-99	63.395	488.309	184.014	1.100.967
03038400	Seabass (Dicentrarchus spp), frozen, excl. edible fish offal of subheadings 0303.91-99	-	31.721	-	69.774
03038911	Grouper, frozen, excl. edible fish offal of subheadings 0303.91-99	35.839	681.037	137.497	1.973.095
03038913	Bluntnose lizardfish, frozen, excl. edible fish offal of subheadings 0303.91-99	157.750	1.284.180	190.199	1.552.070
03038914	Savalai hairtails, belanger's, reeve's & bigeye, frozen, excl. edible fish offal of subheadings 0303.91-99	3.703.124	38.504.153	7.293.166	66.652.423
03038916	Torpedo scads, spotted sicklefish, frozen, excl. edible fish offal of subheadings 0303.91-99	170	206.505	255	406.727
03038917	Black pomfrets, frozen, excl. edible fish offal of subheadings 0303.91-99	317.887	2.639.698	589.693	5.288.412
03038918	Mangrove red snappers (lutjanus), frozen, excl. edible fish offal of subheadings 0303.91-99	369.752	2.654.588	1.263.423	7.671.023
03038919	Marine fish nec in heading 0303, excluding fish fillets and other fish meat of heading 03.04, frozen	7.253.110	49.832.605	12.882.618	77.712.581
03038926	Indian threadfins & silver grunts, frozen, excl. edible fish offal of subheadings 0303.91-99	87.875	398.614	132.377	604.930
03038929	Freshwater fish, nec in heading 0303, frozen, excluding fish fillets and other fish meat of heading 03.04	109.258	8.562.736	228.400	12.170.545
03039100	Livers, roes and milt of fish, frozen	166.529	1.356.206	1.907.544	14.819.863
03039200	Shark fins, frozen	42.209	198.627	182.541	530.528
03039900	Heads, tails, maws of fish and other edible fish offal	31.770	355.389	36.952	616.265
03043100	Fresh or chilled fillets of tilapias (Oreochromis spp.)	2.706	41.087	21.158	287.101
03043900	Fresh or chilled fillets of Carp, eels and snakeheads fillets	15.120	58.918	48.525	166.148
03044300	Fresh/chilled fillets of Flat fish (Pleuronectidae, Bothidae, Cynoglossidae, Soleidae, etc)	-	6.476	-	12.952
03044500	Fresh or chilled fillets of swordfish (Xiphias gladius)	4.009	22.766	34.382	160.759
03044700	Fresh or chilled fillets of dogfish and oth sharks	-	742	-	990
03044900	Fresh or chilled fillets of oth fish subheading 030441 - 030449	123.766	1.447.013	1.562.785	16.860.502
03045100	Fish meat, whether/not minced, other than fillets; fresh/chilled, tilapias, ...	-	6.608	-	17.059
03045700	Fish meat, whether/not minced, other than fillets; fresh or chilled, rays and skates (Rajidae)	630	630	945	945
03045900	Fish meat, whether/not minced, other than fillets; fresh or chilled, other than HS 0304.51.00-0304.57.00	30.121	429.132	95.197	1.340.694
03046100	Frozen fillets of Tilapias (Oreochromis spp)	1.063.914	9.177.625	6.899.070	58.622.883
03046200	Frozen fillets of Catfish (Pangasius spp, Silurus spp, Clarias spp, Ictalurus spp)	-	27.346	-	13.673
03046900	Frozen fillets of carp, eels & snakeheads	-	41.116	-	114.976
03047200	Frozen fillets of Haddock (Melanogrammus aeglefinus)	-	29.293	-	176.524
03048100	Frozen fillet of Pacific salmon (Oncorhynchus sp) Atlantic salmon (Salmo salar) and Danube salmon (Hucho hucho)	460	197.685	7.130	1.161.919
03048200	Frozen fillet of Trout (Salmo trutta, O mykiss, O clarki, O aguabonita, O gilae, O apache and Oncorhynchus chrysogaster)	-	141.860	-	1.376.453
03048400	Frozen fillet of Swordfish (Xiphias gladius)	82.007	1.084.884	661.637	7.992.900
03048700	Frozen fillet of Tunas (of the genus Thunnus), skipjack or stripe-bellied	5.613.687	44.159.302	39.710.310	294.805.122
03048800	Frozen fillet of Dogfish, other sharks, rays and skates (Rajidae)	10.000	143.418	52.623	813.270
03048900	Frozen fillet of fish other than HS 0304.61.00-0304.89.00	2.596.260	24.380.496	16.645.781	141.415.787

Tabel 3 : Ekspor Indonesia menurut Komoditi ( Kode HS 8 digit )

		November 2021			
Kode H S	Uraian golongan barang	Berat bersih (Kg)		Nilai F.O.B. ( U S \$ )	
		Bulan ini	Kumulatif	Bulan ini	Kumulatif
(1)	(2)	(3)	(4)	(5)	(6)
03049100	Swordfish (xiphias gladius) meat (whether or not minced), other than fillets, frozen	-	24.350	-	116.624
03049300	Tilapias, Catfish, Carp, Eels, Nile perch & snakeheads meat (whether or not minced), other than fillets, frozen	117.009	561.501	259.200	1.312.157
03049500	Fish of order Gadiformes other than Alaska Pollack, meat (whether or not minced), other than fillets, frozen	-	8.300	-	18.762
03049600	Dogfish and other sharks meat (whether or not minced), other than fillets, frozen	-	663.619	-	695.189
03049900	Fish Meat(won minced),o.t swordfish,Toothfish,Tilapia,Catfish,Carp,Eel,Nile perch&snakehead,Gadiforme,shark&Rajidae,froz	3.120.309	21.390.460	8.816.592	61.183.093
03051000	Flours, meals and pellets of fish	39.003	2.413.358	39.676	2.333.264
03052010	Livers, roes and milt of freshwater fish, dried, salted or in brine	-	55.640	-	614.180
03052090	Livers, roes and milt of water marine fish, dried, smoked, salted or in brine	109.450	1.818.310	7.307.778	49.309.244
03053991	Fillets of freshwater fish, dried, salted,or in brine, but not smoked, other than HS 0305.31.00-0305.39.20	-	16.476	-	25.617
03053992	Fillets of oth marine fish, dried, salted,or in brine, but not smoked	45.264	561.746	72.012	1.588.273
03053999	Fillets of fish other than freshwater or marine fish, dried, salted, or in brine, but not smoked	23.600	60.000	36.290	190.924
03054900	Smoked fish other than Tilapia,Catfish,Carp,Eel,Nile perch&snakehead,Trout,Herring,Salmon Pacific/Atlantic/Danube	229.108	2.063.112	1.990.277	13.544.434
03055400	Dried fish of Herrings, anchovies, sardines, brisling, mackerel, etc ot edible fish offal, won salted but not smoked	16.840	305.416	22.209	560.310
03055921	Dried fish of Anchovies, other than edible fish offal, whether or not salted but not smoked	53.605	565.797	347.161	3.253.414
03055929	Dried of marine fish, other than edible fish offal, whether or not salted but not smoked, other than anchovies	12.534	877.545	8.863	1.911.982
03055990	Dried of freshwater fish, other than edible fish offal, whether or not salted but not smoked	86.114	1.307.355	244.887	3.113.987
03056300	Anchovies (Engraulis spp) salted but not dried/smoked & fish in brine, ot edible fish offal	21.962	198.008	266.717	2.361.070
03056910	Marine fish, salted but not dried/smoked & fish in brine, ot edible fish	100	100	72	72
03056990	Freshwater fish, salted but not dried/smoked & fish in brine,other than	23.490	95.675	21.850	65.738
03057100	Shark fins, salted but not dried or smoked and fish in brine	74.864	414.515	2.125.425	11.529.957
03057211	Fish maws of cod, salted but not dried or smoked and fish in brine	333	866	8.459	22.030
03057219	Fish maws of other than cods, salted but not dried or smoked and fish in brine	44.596	371.032	452.502	4.028.713
03057299	Fish heads and tails of fish other than cods, salted but not dried/smoked & fish in brine	-	1.012	-	131.352
03057990	Edible fish offal of other than Cod, salted or in brine, smoked whether/not cooked before or during the smoking process	50.727	250.847	35.321	917.986
03061110	Rock lobster & oth sea crawfish (Palinurus spp, Panulirus spp, Jasus spp), smoked, frozen,	2.640	4.152	35.008	42.458
03061190	Rock lobster & oth sea crawfish (Palinurus spp, Panulirus spp, Jasus spp), not smoked, frozen	29.292	345.427	292.527	3.479.867
03061290	Lobsters (Homarus spp), frozen, not smoked	-	5.579	-	42.904
03061410	Soft shell crabs, frozen	65.957	502.075	833.082	5.513.272
03061490	Frozen crabs, other than softshell crabs	119.462	549.233	984.012	5.871.198
03061500	Norway lobsters (Nephrops norvegicus), frozen	655	855	3.275	4.172
03061600	Cold-water shrimps and prawns (Pandalus spp, Crangon crangon), frozen	46.657	519.820	515.694	5.238.809
03061711	Giant tiger prawns (Penaeus monodon) headless, frozen	695.348	9.179.038	10.163.792	124.759.066
03061719	Giant tiger prawns (Penaeus monodon) with head, frozen	585.326	4.295.504	8.464.833	53.543.852
03061721	Whiteleg shrimps (Litopenaeus vannamei), headless, with tail frozen	3.295.582	24.942.445	31.471.379	224.448.846

Tabel 3 : Ekspor Indonesia menurut Komoditi ( Kode HS 8 digit )

November 2021

Kode H S	Uraian golongan barang	Berat bersih (Kg)		Nilai F.O.B. ( U S \$ )	
		Bulan ini	Kumulatif	Bulan ini	Kumulatif
(1)	(2)	(3)	(4)	(5)	(6)
03061722	Whiteleg shrimps (Litopenaeus vannamei), headless, without tail frozen	1.094.613	17.296.359	10.107.644	148.388.414
03061729	Whiteleg shrimps (Litopenaeus vannamei), with head and tail, frozen	7.426.071	82.177.841	70.391.674	726.814.212
03061790	Frozen shrimps and prawns, other than Giant tiger prawns, Whiteleg shrimp, Giant river prawns	1.156.720	14.711.809	9.681.241	113.058.837
03061900	Frozen crustaceans, other than subheading 0306.11-0306.17, including flours, meals & pellets, fit for human consumption	10.061	117.233	97.085	963.654
03063120	Rock lobster and other sea crawfish (Palinurus spp, Panulirus spp, Jasus spp) other than breeding, live	203.667	1.336.480	4.490.200	21.413.637
03063130	Rock lobster and other sea crawfish (Palinurus spp, Panulirus spp, Jasus spp) other than breeding, fresh or chilled	5.168	53.203	41.268	282.137
03063210	Lobsters (Homarus spp), breeding	-	663	-	666
03063220	Lobsters (Homarus spp), other than breeding, live	677	13.445	11.161	170.163
03063230	Lobsters (Homarus spp), other than breeding, fresh or chilled	150	389	600	3.534
03063300	Crabs, live, fresh or chilled	998.591	12.295.307	5.958.623	68.649.029
03063520	Cold-water shrimps and prawns (Pandalus spp, Crangon crangon), other than breeding, live	440	85.841	1.320	1.494.878
03063530	Cold-water shrimps and prawns (Pandalus spp, Crangon crangon), other than breeding, fresh or chilled	53.664	616.254	113.585	1.358.416
03063611	Giant tiger prawns (Penaeus monodon), breeding	-	300	-	900
03063612	Whiteleg shrimps (Litopenaeus vannamei), breeding	20	1.304	1.092	102.044
03063613	Giant river prawns (Macrobrachium rosenbergii), breeding	-	990	-	244
03063619	Shrimps and prawns, breeding, other than giant tiger prawns, whiteleg shrimps, giant river prawns	350	681	175	2.329
03063622	Whiteleg shrimps (Litopenaeus vannamei), live	-	23	-	13.872
03063629	Shrimps and prawns, live, other than breeding, other than giant tiger	93.515	1.270.922	1.966.625	24.947.088
03063631	Giant tiger prawns (Penaeus monodon), fresh or chilled	3.942	106.156	21.229	452.034
03063632	Whiteleg shrimps (Litopenaeus vannamei), fresh or chilled	194.837	1.836.373	906.904	7.451.279
03063633	Giant river prawns (Macrobrachium rosenbergii), fresh or chilled	1.800	10.100	3.449	19.321
03063639	Shrimps and prawns, fresh or chilled, other than giant tiger prawns, whiteleg shrimps, giant river prawns	159.364	2.106.741	366.927	3.762.448
03063910	Crustaceans, live, other than subheading 0306.31-0306.36	354	20.349	3.876	245.735
03063920	Crustaceans, fresh or chilled, other than subheading 0306.31-0306.36	-	33.250	-	66.165
03063930	Flours, meals and pellets of crustaceans, fit for human consumption	630	3.890	3.810	23.681
03069329	Crabs other than smoked, in airtight containers for retail sale	27.719	286.927	951.690	8.816.728
03069330	Crabs not in airtight containers for retail sale	16.349	32.584	736.345	1.203.662
03069521	Shrimps and prawns, in shell, cooked by steaming or boiling in water, in airtight containers for retail sale	-	53.900	-	36.065
03069529	Shrimps and prawns (other than in shell, cooked by steaming/boiling in water), in airtight containers for retail sale	12.035	108.031	9.320	162.146
03069530	Shrimps and prawns, not in airtight containers for retail sale	118.038	2.148.785	67.357	1.250.537
03069939	Crustaceans other than 0306.91-0306.95, other than smoked, including flour, meal & pellet, not in airtight container for retail sale	2.024	44.234	4.072	113.591
03071110	Oysters, live	656	40.753	656	48.672
03071120	Oysters, Fresh or chilled	6.750	36.740	3.542	24.064
03071200	Oysters, frozen	-	220	-	410
03072110	Scallops, including queen scallops, of the genera Pecten, Chlamys or Placopecten, live	6	6.465	25	8.682
03072120	Scallops, including queen scallops, of the genera Pecten, Chlamys or Placopecten, fresh or chilled	8.000	47.240	5.748	33.921

Tabel 3 : Ekspor Indonesia menurut Komoditi ( Kode HS 8 digit )

November 2021

Kode H S	Uraian golongan barang	Berat bersih (Kg)		Nilai F.O.B. ( U S \$ )	
		Bulan ini	Kumulatif	Bulan ini	Kumulatif
(1)	(2)	(3)	(4)	(5)	(6)
03072200	Scallops, including queen scallops, of the genera Pecten, Chlamys or Placopecten, frozen	48.168	337.974	82.388	654.584
03072930	Scallops, including queen scallops, of the genera Pecten, Chlamys or Placopecten, dried, salted or in brine	-	1.071	-	10.115
03073110	Mussels (Mytilus spp, Perna spp), live	-	256	-	512
03073200	Mussels (Mytilus spp, Perna spp), frozen	-	12.246	-	28.201
03074211	Cuttle fish (Sepia officinalis, Rossia macrosoma, Sepiola spp) and squid (Ommastrephes spp, Loligo spp, etc), live	1.300	42.712	650	118.511
03074221	Cuttle fish (Sepia officinalis, Rossia macrosoma, Sepiola spp), squid (Ommastrephes spp, Loligo spp, etc), fresh/chilled	3.120	154.912	6.552	164.232
03074229	Cuttle fish&squid o.t Sepia officinalis,Rossia macrosoma,Sepiola,Ommastrephes,Loligo,Nototodarus,Sepioteuthis,fresh/chill	60.550	502.240	220.860	1.393.567
03074310	Cuttle fish (Sepia officinalis, Rossia macrosoma, Sepiola spp), squid (Ommastrephes spp, Loligo spp, etc), frozen	18.160.430	118.438.220	58.662.765	397.135.213
03074390	Cuttle fish&squid o.t Sepia officinalis,Rossia macrosoma,Sepiola,Ommastrephes,Loligo,Nototodarus,Sepioteuthis, frozen	1.337.014	8.042.434	5.877.427	33.543.752
03074921	Cuttle fish (Sepia officinalis, Rossia macrosoma, Sepiola spp), squid (Ommastrephes spp, etc), dried, salted/in brine	98.620	513.752	627.294	3.096.440
03074929	Cuttle fish and squid other than HS 0307.49.21, dried, salted or in brine	350	5.418	7.925	149.308
03074930	Cuttle fish (Sepia officinalis, Rossia macrosoma, Sepiola spp), squid (Ommastrephes spp, Loligo spp, etc), smoked	3.000	3.000	92.250	92.250
03075110	Octopus (Octopus spp), live	3	22	7	14
03075120	Octopus (Octopus spp), fresh or chilled	-	47	-	64
03075200	Octopus (Octopus spp), Frozen	2.268.138	19.179.624	12.716.293	92.044.169
03075930	Octopus (Octopus spp), smoked	46.000	113.000	492.870	1.194.910
03076010	Snails, other than sea snails, live	46.686	691.005	185.537	2.303.954
03076020	Snails, other than sea snails, fresh, chilled or frozen	64.886	1.132.633	50.986	2.789.933
03076040	Snails, other than sea snails, Dried, salted or in brine	600	1.289	1.200	4.645
03077110	Clams, cockles & ark shells, live	89.629	836.433	91.738	690.934
03077120	Clams, cockles & ark shells, fresh/chilled	45.480	200.200	29.997	137.150
03077200	Clams, cockles & ark shells, frozen	103.347	978.178	119.096	1.251.642
03077930	Clams, cockles & ark shells, dried, salted or in brine	293	1.416	1.463	10.377
03078110	Abalone (Haliotis spp) and stromboid conchs (Strombus spp), live	5	63	6	1.070
03078210	Stromboid conchs (Strombus spp), live	-	595	-	1.249
03078300	Frozen abalone (Haliotis spp)	-	11.700	-	206.150
03078400	Frozen stromboid conchs (Strombus spp)	11.070	43.588	21.440	98.796
03078710	Abalone (haliotis spp), dried, salted or in brine	-	577	-	5.656
03079110	Molluscs, other than 0307.11 - 0307.88, live	129.125	702.301	226.500	1.526.523
03079120	Molluscs, other than 0307.11 - 0307.88, fresh/chilled	12	80.372	55	58.826
03079200	Molluscs, other than 0307.11 - 0307.88, frozen	300	321.489	2.146	479.011
03079930	Molluscs, other than 0307.11 - 0307.88, dried, salted or in brine	175	3.490	3.500	53.003
03081110	Sea cucumbers (stichopus japonicus, holothuroidea), live	-	157	-	808
03081120	Sea cucumbers (stichopus japonicus, holothuroidea), fresh or chilled	-	75	-	375
03081200	Sea cucumbers (stichopus japonicus, holothuroidea), frozen	-	54.005	-	180.491
03081920	Sea cucumbers (stichopus japonicus, holothuroidea), dried, salted or in brine	39.431	503.113	404.859	6.072.170
03082110	Sea urchins (strongylocentrotus spp,paracentrotus lividus,loxechinus albus,echinus esculentus),live	442	7.580	3.844	35.950
03082120	Sea urchins (strongylocentrotus spp,paracentrotus lividus,loxechinus albus,echinus esculentus),fresh or chilled	-	1	-	55
03083010	Jellyfish (rhophilema spp), live	-	12	-	42
03083040	Jellyfish (rhophilema spp), dried, salted or in brine	403.229	4.761.285	731.647	7.225.087

Tabel 3 : Ekspor Indonesia menurut Komoditi ( Kode HS 8 digit )

		November 2021			
Kode H S	Uraian golongan barang	Berat bersih (Kg)		Nilai F.O.B. ( U S \$ )	
		Bulan ini	Kumulatif	Bulan ini	Kumulatif
(1)	(2)	(3)	(4)	(5)	(6)
03089010	Aquatic invertebrates, other than crustaceans&molluscs, other than sea cucumbers, sea urchins, jellyfish, live	9.862	92.132	88.625	917.816
03089030	Aquatic invertebrates, other than crustaceans&molluscs, other than sea	180	4.417	101	7.506
03089040	Aquatic invertebrates,o.t crustaceans&molluscs,other than sea cucumbers,sea urchins,jellyfish, dried, salted or in brine	5.117	22.206	74.398	269.119
03089090	Flours, meals and pellets of aquatic invertebrates oth than crustaceans	385	15.270	17.667	239.951
04011010	Milk&cream,not concentrated nor containing added sugar/oth sweetening matter,fat content,weight<=1%, In liquid form	142.543	773.793	105.447	614.566
04011090	Milk&cream,not concentrated nor containing added sugar/oth sweetening matter,fat content,weight<=1%, not in liquid form	19.756	157.378	79.102	701.290
04012010	Milk&cream,not concentrated nor containing added sugar/oth sweetening matter,fat content, 1%<weight<=6%,in liquid form	495.569	4.937.721	444.673	4.488.270
04012090	Milk&cream,not concentrated nor containing added sugar/oth sweeten matter,fat content,1%<weight<=6%,not in liquid form	-	56	-	121
04014010	Milk&cream,not concentrated nor containing added sugar/oth sweetener,fat content,6%<weight<=10%,milk in liquid form	77.401	448.296	110.638	654.475
04014020	Milk&cream,not concentrated nor containing added sugar/oth sweetener,fat content,6%<weight<=10%,milk in frozen form	-	46.350	-	50.303
04014090	Milk&cream,not concentrated nor contain added sugar/oth sweetener,fat content,6<weight<=10%,not in liquid/frozen form	2.168	341.577	15.760	2.022.348
04015010	Milk&cream,not concentrated nor containing added sugar/oth sweetening matter,fat content,weight>10%, In liquid form	22.219	174.235	42.874	371.514
04015090	Milk&cream,not concentrated nor containing added sugar/oth sweetening matter,fat content,weight>10%,not in liquid form	10	8.618	25	17.380
04021041	Milk/cream,in powder, granules/oth solid forms, fat <=1.5 %, not cont added sugar,oth sweetening,in containers,w >=20 kg	-	509.430	-	1.591.624
04021042	Milk/cream,in powder, granules/oth solid forms, fat <=1.5 %, not cont added sugar,oth sweetening,in containers,w<=2kg	1.334	33.880	1.237	26.308
04021049	Milk/cream,in powder, granules/oth solid forms, fat <=1.5 %, not cont added sugar,oth sweetening,in containers,2<w<20kg	89.032	812.639	707.325	6.751.128
04021092	Milk & cream, In powder, granules/oth solid forms, fat <=1.5%, cont added sugar/oth sweetening, In containers, w<2 kg	1.064	7.986	944	5.822
04021099	Milk & cream, In powder, granules/oth solid forms, fat <=1.5%, cont added sugar/oth sweetening, In containers, 2<w<20kg	1.631	68.011	6.730	324.309
04022120	Milk/cream,in powder, granules/oth solid forms, fat >1.5 %, not cont added sugar/oth sweetening,in containers,w >=20 kg	-	100.000	-	426.578
04022130	Milk/cream,in powder, granules/oth solid forms, fat >1.5 %, not cont added sugar/oth sweetening,in containers,w<=2kg	-	20.016	-	20.530
04022190	Milk/cream,in powder, granules/oth solid forms, fat >1.5 %, not cont added sugar/oth sweetening,in containers,2<w<20kg	16.838	479.993	114.446	2.273.543
04022990	Milk & cream, In powder, granules/oth solid forms, fat >1.5%, cont added sugar/oth sweetening, In containers, 2<w<20kg	227	432.544	1.242	2.933.499
04029100	Milk and cream, not in solid forms, not containing added sugar or other sweetening matter	1.375	2.750	1.000	2.500
04029900	Milk and cream, not in solid forms, containing added sugar or other sweetening matter	359.413	3.794.750	427.168	4.214.715

Tabel 3 : Ekspor Indonesia menurut Komoditi ( Kode HS 8 digit )

November 2021

Kode H S	Uraian golongan barang	Berat bersih (Kg)		Nilai F.O.B. ( U S \$ )	
		Bulan ini	Kumulatif	Bulan ini	Kumulatif
(1)	(2)	(3)	(4)	(5)	(6)
04031021	Yogurt, In liquid form, whether or not condensed, flavoured or cont added fruits (incl pulp and jams), nuts or cocoa	92.910	2.950.960	141.581	3.350.237
04031029	Yogurt, In liquid form, whether or not condensed, not flavoured or not cont added fruits (incl pulp & jams), nuts/cocoa	269.845	1.999.414	338.076	2.266.828
04031091	Yogurt, not in liquid form, flavoured or cont added fruits (incl pulp n jams), nuts or cocoa	604	4.543	1.298	6.366
04031099	Yogurt, not in liquid form, not flavoured or not cont added fruits (incl pulp & jams), nuts/cocoa	16.707	162.570	30.176	242.963
04039010	Buttermilk	-	301	-	1.087
04039090	Curdled Milk&cream,kephir&oth fermented/acidified milk&cream, won concentrated/cont add sugar/oth,flav/fruit/nuts/cocoa	845.223	11.745.371	882.290	11.746.573
04041010	Whey & modified whey, whether or not concentrated or containing added sugar or oth sweetening matter, In powder form	3.448	64.485	6.198	116.305
04041090	Whey & modified whey, whether or not concentrated or containing added sugar or oth sweetening matter, not in powder form	-	59	-	90
04049000	Products consist of natural milk constituent,whether/not cont added sugar/oth sweetening,not elsewhere specified/include	63.960	73.485	25.080	59.728
04051000	Butter	9.715	81.742	9.368	414.311
04059010	Anhydrous butterfat	-	84.000	-	632.306
04059020	Butteroil	2	456.138	5	2.781.747
04059030	Ghee	-	4	-	67
04059090	Fats and oils derived from milk, other than Butter, Dairy spreads, Anhydrous butterfat, Butteroil, Ghee	1.375	4.126	1.010	3.036
04061010	Fresh (unripened or uncured) cheese, including whey cheese	2.373	20.942	13.914	112.738
04062010	Grated or powdered cheese,of all kinds, In packages of a gross weight exceeding 20 kg	1.641	14.945	5.601	51.380
04062090	Grated or powdered cheese,of all kinds, In packages of a gross weight not exceeding 20 kg	657	10.516	2.901	28.847
04063000	Processed cheese, not grated or powdered	65.324	587.151	229.854	1.834.207
04069000	Cheese other than fresh cheese, whey cheese, grated/powder cheese, processed cheese, blue-veined cheese	135.463	1.369.103	483.616	4.905.117
04071110	Fertilised birds eggs for incubation,of fowls of the species gallus domesticus,for breeding	8.572	17.507	174.577	327.952
04071190	Fertilised birds eggs for incubation,of fowls of the species gallus domesticus,not for breeding	-	30.370	-	542.847
04071919	Fertilised birds eggs for incubation,of ducks,not for breeding	-	135	-	40
04072100	Fresh birds eggs, other than fertilised eggs for incubation, of fowls of the species gallus domesticus	-	76	-	362
04079020	Birds' eggs, in shell, preserved or cooked, of ducks	-	14	-	21
04079090	Birds' eggs, in shell, preserved or cooked, other than fowls of the species gallus domesticus and ducks	160	160	504	504
04081100	Eggyolks, dried	500	3.350	6.899	46.846
04081900	Egg yolks, fresh, cooked by steaming/boiling, moulded, frozen or oth preserved, won cont added sugar/oth sweetening	-	2	-	21
04090000	Natural honey	42.075	442.101	37.387	904.272
04100010	Birds nests, edible	143.204	1.389.953	46.650.419	469.948.822
04100090	Edible products of animal origin, not elsewhere specified or included,	260	63.028	8.600	489.559
05010000	Human hair, unworked, whether or not washed or scoured, waste of human hair	897	15.647	242.389	741.710
05040000	Guts, bladders&stomachs of animals (ot fish), whole & pieces thereof, fresh,chilled,frozen,salted,in brine,dried/smoked	-	228	-	1.140
05051010	Duck feathers of a kind used for stuffing; down	101.973	736.114	237.261	1.522.822
05051090	Feathers of a kind used for stuffing, down, other than duck feathers	20.714	200.844	66.143	342.458

Tabel 3 : Ekspor Indonesia menurut Komoditi ( Kode HS 8 digit )

November 2021

Kode H S	Uraian golongan barang	Berat bersih (Kg)		Nilai F.O.B. ( U S \$ )	
		Bulan ini	Kumulatif	Bulan ini	Kumulatif
(1)	(2)	(3)	(4)	(5)	(6)
05059010	Duck feathers not for stuffing	53.962	691.294	137.827	1.285.900
05059090	Skin&oth part of bird,o.t duck feather,cleaned,disinfect/treat for preservation;powder&waste of feather/part of feather	-	114.344	-	100.437
05061000	Ossein and bones treated with acid	-	148	-	3.145
05069000	Bones&horn-cores, unworked,defatted, simply prepared,degelatinised,powder&waste of these product, other than ossein	15.136	729.713	265.898	1.880.498
05071000	Ivory, ivory powder and waste, unworked or simply prepared but not cut to shape	-	280	-	36.855
05080020	Shells of molluscs, crustaceans/echinoderms, unworked or simply prepared but not cut to shape, powder and waste thereof	591.323	4.566.160	569.199	3.954.084
05080090	Coral&similar materials, cuttle-bone, unworked but not othwise worked, powder and waste thereof	52.930	642.396	1.323.322	10.379.740
05100000	Ambergris,castoreum, civet&musk, cantharides, bile, won dried, glands & oth animal prod used in pharmaceutical product	30	385	1.500	13.050
05119110	Roes and milt of fish or crustaceans, molluscs or oth aquatic invertebrates	80	155.098	224	191.179
05119130	Fish Skin	188.863	1.482.297	273.006	2.782.456
05119190	Dead animals of chapter 1 or 3, unfit for human consumption.	112.100	1.010.344	640.932	2.981.127
05119930	Natural sponges	-	3	-	140
05119990	Animal products not elsewhere specified or included, other than 0511.10.00 - 0511.99.30	1.291	7.195	6.923	37.134
06011000	Bulbs, tubers, tuberous roots, corms, crowns and rhizomes, dormant	-	1.056	-	23.978
06012010	Chicory plants	2	2	90	90
06012090	Bulbs, tubers, tuberous roots, corms, crowns and rhizomes, in growth or in flower	2.500	1.618.578	3.700	1.555.033
06021020	Unrooted cuttings and slips, of rubber trees	-	15	-	20
06021090	Unrooted cuttings and slips, other than orchids and rubber trees	4.725	414.947	14.574	4.768.009
06022000	Trees, shrubs and bushes, grafted or not, of kinds which bear edible fruit or nuts	2	15.507	30	18.458
06029010	Rooted orchid cuttings and slips	-	9.101	-	72.191
06029040	Budded stumps of the genus Hevea	-	152	-	6.415
06029050	Seedlings of the genus Hevea	343	3.719	75.285	591.788
06029060	Budwood of the genus Hevea	-	35	-	226
06029090	Mushroom spawn and other live plants, nec in heading 0602	433.005	1.533.625	1.349.391	7.939.751
06031100	Roses, cut or bud, suitable for bouquets or for ornamental purposes, fresh	350	1.015	3.150	9.735
06031300	Orchids, cut or bud, suitable for bouquets or for ornamental purposes, fresh	-	17.658	-	119.148
06031400	Chrysanthemums, cut or bud, suitable for bouquets or for ornamental purposes, fresh	12.668	116.000	70.145	819.020
06031500	Lilies (Lilium spp.), cut or bud, suitable for bouquets or for ornamental purposes, fresh	-	1.874	-	486.924
06031900	Flowers, cut/bud, other than rose, carnation, orchid, chrysanthemum, lilies, suitable for bouquets/ornamental purposes, fresh	172.966	1.053.500	305.948	2.179.136
06039000	Cut/buds flower of a kind suitable for bouquets/ornamental purposes, dried, dyed, bleached, impregnated/otherwise prepared	-	202	-	16.322
06042010	Mosses and lichens, being goods of a kind suitable for bouquets or for ornamental purposes, fresh	3.147	37.480	24.901	299.267

Tabel 3 : Ekspor Indonesia menurut Komoditi ( Kode HS 8 digit )

November 2021

Kode H S	Uraian golongan barang	Berat bersih (Kg)		Nilai F.O.B. ( U S \$ )	
		Bulan ini	Kumulatif	Bulan ini	Kumulatif
(1)	(2)	(3)	(4)	(5)	(6)
06042090	Foliage,branches&oth parts of plants,without flower/buds,grasses, suitable for bouquets/for ornamental purposes, fresh	60.523	1.676.530	162.937	1.908.724
06049010	Mosses and lichens, suitable for bouquets/for ornamental purposes, dried, dyed, bleached, impregnated/otherwise prepared	405	117.798	1.587	629.681
06049090	Foliage,branch&oth part of plant,w/o flower/bud,grass,for bouquet/ornament purpose,dry,dye,bleach,impregnate/oth prepare	5.640	150.434	33.690	78.498
07011000	Potatoes seed	-	1	-	1
07019010	Chipping potatoes, fresh or chilled	9.945	93.107	29.835	142.279
07019090	Potatoes, fresh or chilled, other than seed and chipping potatoes	375.707	2.648.856	302.204	2.078.141
07020000	Tomatoes, fresh or chilled	16.868	108.129	28.923	241.538
07031019	Onions, other than for propagation, fresh or chilled	-	16.045	-	16.989
07031021	Shallots, bulbs for propagation, fresh or chilled	-	280	-	133
07031029	Shallots, other than for propagation, fresh or chilled	202.505	4.097.281	354.971	7.006.463
07032090	Garlic, other than for propagation, fresh or chilled	184	939	121	620
07039090	Leeks and oth alliaceous vegetables, other than for propagation, fresh or chilled	-	1.539	-	646
07041010	Cauliflowers, fresh or chilled	18	303	5	285
07041020	Headed broccoli, fresh or chilled	-	4.344	-	5.495
07042000	Brussels sprouts, fresh or chilled	1.000	85.704	1.090	90.612
07049010	Round (drumhead) cabbages, fresh or chilled	5.440.739	24.781.746	1.838.373	6.423.794
07049020	Chinese mustard, fresh or chilled	-	21.431	-	5.643
07049090	Edible brassicas,other than cauliflower,headed broccoli,brussels sprouts,round cabbage,chinese mustard,fresh/chilled	238.763	3.956.601	404.455	2.006.514
07051100	Cabbage lettuce (head lettuce), fresh or chilled	8.985	292.462	11.581	215.363
07051900	Lettuce (lactuca sativa), other than cabbage lettuce (head lettuce), fresh or chilled	79.480	949.799	75.101	972.432
07052100	Witloof chicory (cichorium intybus var foliosum), fresh or chilled	-	780	-	4.689
07052900	Chicory (cichorium spp), other than witloof chicory (cichorium intybus var foliosum), fresh or chilled	671	1.941	3.422	10.948
07061010	Carrots, fresh or chilled	5.385	33.445	2.219	26.708
07061020	Turnips, fresh or chilled	2.084	61.783	913	33.319
07069000	Salad beetroot, salsify, celeriac, radishes and similar edible roots, fresh or chilled	27.710	68.110	13.133	52.555
07070000	Cucumbers and gherkins, fresh or chilled	500	13.230	120	6.753
07081000	Peas (pisum sativum), shelled or unshelled, fresh or chilled	-	25.378	-	34.848
07082010	French beans, shelled or unshelled, fresh or chilled	85.749	950.721	105.031	1.156.310
07082020	Long beans, shelled or unshelled, fresh or chilled	10	1.130	48	2.067
07082090	Beans (vigna spp, phaseolus spp), other than french and long beans, shelled or unshelled, fresh or chilled	39.974	208.931	24.881	264.681
07089000	Leguminous vegetables, shelled/unshelled,oth thn peas (Pisum sativum)&beans (Vigna spp., Phaseolus spp.) fresh/chilled	181.993	1.135.248	277.144	2.173.416
07092000	Asparagus, fresh or chilled	85	487	1.457	6.856
07093000	Aubergines (egg-plants), fresh or chilled	3.636	234.539	1.324	198.900
07094000	Celery oth than celeriac, fresh or chilled	-	3	-	13
07095100	Mushrooms of the genus agaricus, fresh or chilled	36.918	126.020	86.750	546.949
07095990	Mushrooms, other than genus agaricus, fresh or chilled	-	4.634	-	8.512
07096010	Chillies (fruits of genus capsicum), fresh or chilled	6.735	233.812	8.381	527.510
07096090	Fruits of the genus Pimenta, fresh or chilled	-	4.342	-	1.659
07097000	Spinach, new zealand spinach and orache spinach (garden spinach), fresh or chilled	90	2.490	246	6.344
07099300	Pumpkins, squash and gourds (cucurbita spp), fresh or chilled	35.816	355.468	25.809	119.684
07099910	Sweet corn, fresh or chilled	-	27.251	-	15.477
07099920	Lady's finger (okra), fresh or chilled	221.915	1.067.580	428.053	2.009.836



Tabel 3 : Ekspor Indonesia menurut Komoditi ( Kode HS 8 digit )

		November 2021			
Kode H S	Uraian golongan barang	Berat bersih (Kg)		Nilai F.O.B. ( U S \$ )	
		Bulan ini	Kumulatif	Bulan ini	Kumulatif
(1)	(2)	(3)	(4)	(5)	(6)
07099990	Vegetables, edible, other than 0701.10.00 - 0709.99.20, fresh or chilled	14.912	572.798	22.929	748.929
07101000	Potatoes (uncooked or cooked by steaming or boiling in water), frozen	-	1.323.782	-	1.304.930
07102100	Peas (pisum sativum), shelled or unshelled, (uncooked or cooked by steaming or boiling in water), frozen	-	44.581	-	67.972
07102200	Beans (vigna spp, phaseolus spp), shelled or unshelled, (uncooked or cooked by steaming or boiling in water), frozen	43.000	298.468	80.625	583.619
07102900	Leguminous veg, other than peas & beans, shelled/unshelled, (uncooked or cooked by steaming or boiling in water), frozen	303.150	3.958.421	680.467	8.181.740
07104000	Sweet corn, (uncooked or cooked by steaming or boiling in water), frozen	165.481	1.228.170	199.786	1.455.927
07108000	Vegetables, uncooked or cooked by steaming or boiling in water, other than potato,leguminous,spinach,sweet corn, frozen	285.360	5.752.075	419.554	10.036.888
07109000	Mixtures of vegetables, (uncooked or cooked by steaming or boiling in water), frozen	13.680	225.343	38.539	479.861
07115990	Mushroom o.t genus agaricus&truffle,preserved in brine/sulphur water/oth preserve solution,unsuit for immediate consumpt	303	309	636	638
07119010	Sweet corn provisionally preserved, but unsuitable in that state for immediate consumption	10	10	7	7
07119020	Chillies (fruits of genus capsicum) provisionally preserved, but unsuitable in that state for immediate consumption	825	3.541	5.569	22.758
07119090	Vegetables, mix of vegetables oth than onions, caper, chillies, sweet corn, preserved other than by sulphur dioxide gas	26.700	123.775	58.643	169.133
07122000	Onions, dried, whole, cut, sliced, broken or in powder, but not further prepared	-	1.261	-	5.319
07123100	Mushrooms of the genus Agaricus, dried, whole, cut, sliced, broken or in powder, but not further prepared	1	23.538	1	52.206
07123200	Wood ears (Auricularia spp), dried, whole, cut, sliced, broken or in powder, but not further prepared	-	70	-	389
07123990	Mushroom o.t Agaricus,Wood ears,Jelly fungi,truffle,shitake,dried,whole,cut,sliced,broken/in powder,not further prepared	8.871	43.853	42.973	286.945
07129010	Garlic, dried, whole, cut, sliced, broken or in powder, but not further prepared	325	8.225	988	31.961
07129090	Vegetable,mix of vegetable, o.t garlic,mushroom,onion,dried,whole,cut,sliced,broken/in powder,but not further prepared	259.801	2.059.574	2.267.857	9.978.553
07133190	Beans of sp Vigna mungo, Hepper/Vigna radiata, Wilczek, dried, shelled, w.o.n skinned or split, not suitable for sowing	4.927.307	30.652.981	6.724.475	40.447.116
07133290	Small red (Adzuki) beans (Phaseolus or Vigna angularis), dried, shelled, w.o.n skinned or split, not suitable for sowing	-	18.009	-	3.371
07133390	Kidney beans, incl white pea beans (Phaseolus vulgaris), dried, shelled, w.o.n skinned or split, not suitable for sowing	71.525	291.663	13.316	109.386
07133490	Bambara beans (Vigna subterranea/Voandzeia subterranea), dried, shelled, w.o.n skinned or split, not suitable for sowing	-	200	-	48
07139090	Dried leguminous veg,o.t peas,chickpeas,beans,lentils,broad&horse(bean),pigeon peas,shelled,w.o.n skin/split,not sowing	-	34.228	-	38.150
07141011	Manioc (cassava), sliced or in the form of pellets, dried chips	10.027	1.545.167	7.909	1.146.612
07141019	Manioc (cassava), sliced or in the form of pellets, other than dried chips	31.338	1.495.033	70.772	628.848
07141091	Manioc (cassava), other than sliced or in the form of pellets, frozen	1.210	118.798	1.755	104.314
07141099	Manioc (cassava), other than sliced or in the form of pellets, fresh, chilled, or dried	1.852	192.124	952	138.117

Tabel 3 : Ekspor Indonesia menurut Komoditi ( Kode HS 8 digit )

November 2021

Kode H S	Uraian golongan barang	Berat bersih (Kg)		Nilai F.O.B. ( U S \$ )	
		Bulan ini	Kumulatif	Bulan ini	Kumulatif
(1)	(2)	(3)	(4)	(5)	(6)
07142010	Sweet potatoes whether or not sliced or in the form of pellets, frozen	402.146	3.878.275	525.450	5.250.860
07142090	Sweet potatoes whether or not sliced or in the form of pellets, fresh, chilled, or dried	701.428	8.025.140	722.642	5.034.881
07143090	Yams (Dioscorea spp) whether or not sliced or in the form of pellets, fresh, chilled, or dried	-	7.741	-	2.366
07144010	Taro (Colocasia spp) whether or not sliced or in the form of pellets, frozen	26.070	120.278	67.820	224.393
07144090	Taro (Colocasia spp) whether or not sliced or in the form of pellets, fresh, chilled, or dried	361.759	2.897.865	640.782	2.911.284
07149019	Sago pith, fresh, chilled, or dried	1.078.500	7.343.520	146.668	1.051.020
07149091	Arrowroot,salep,Jerusalem artichokes,similar roots&tubers w/ high starch/inulin content,w.o.n sliced/in pellets,frozen	-	6.101	-	7.887
07149099	Arrowroot,salep,Jerusalem artichokes,similar root&tubers w/ high starch/inulin,w.o.n sliced/in pellets,other than frozen	-	1.628.062	-	2.283.019
08011100	Coconuts, desiccated, dried	13.270.864	128.810.830	22.896.797	216.657.560
08011200	Coconuts In the inner shell (endocarp)	72.353.502	413.371.810	18.072.840	98.296.269
08011910	Young coconut	-	114.499	-	95.735
08011990	Coconuts, other than desiccated, in the inner shell (endocarp), young coconut, fresh or dried	11.294.078	338.110.385	4.667.681	94.496.492
08012100	Brazil nuts In shell	-	200.703	-	127.496
08012200	Brazil nuts shelled	-	96.841	-	12.001
08013100	Cashew nuts In shell	6.933.685	51.860.125	9.235.723	68.363.388
08013200	Cashew nuts shelled	400.759	6.006.185	2.813.754	37.244.802
08021200	Almonds shelled	44.684	464.654	321.927	2.922.736
08022200	Hazelnuts or filberts (Corylus spp) shelled	-	600	-	1.425
08023100	Walnuts In shell	-	134	-	1.627
08023200	Walnuts shelled	-	2	-	1
08026200	Macadamia nuts Shelled	-	122	-	2.505
08028000	Areca nuts	13.020.033	201.542.444	23.865.880	334.162.786
08029000	Nuts, other than 0801.11 - 0802.80, fresh or dried, whether or not shelled or peeled	119.309	6.543.238	214.422	12.310.360
08031000	Plantains, fresh or dried	769.378	6.130.816	254.789	2.011.659
08039010	Lady's finger banana, fresh or dried	26.935	40.051	40.424	63.266
08039090	Bananas other than lady's finger banana, fresh or dried	570.699	5.870.738	376.112	3.278.498
08041000	Dates, fresh or dried	30	52.217	95	162.768
08043000	Pineapples, fresh or dried	630.908	7.963.640	385.338	4.670.107
08044000	Avocados, fresh or dried	31.862	404.358	13.297	174.952
08045010	Guavas, fresh or dried	11.120	39.222	16.117	56.686
08045020	Mangoes, fresh or dried	100.197	368.078	223.995	733.737
08045030	Mangosteens, fresh or dried	4.097.676	21.142.085	10.569.383	59.693.606
08051010	Fresh oranges	2.295	51.385	449	13.365
08052100	Mandarins (including tangerines and satsumas), fresh or dried	-	10	-	52
08052200	Clementines, fresh or dried	-	225	-	1.960
08052900	Wilkins and similar citrus hybrids, fresh or dried	-	1.153	-	1.361
08055010	Lemons (Citrus limon, Citrus limonum), fresh or dried	453	58.510	1.629	9.811
08055020	Limes (Citrus aurantifolia, Citrus latifolia), fresh or dried	11.423	1.026.254	57.449	736.193
08059000	Citrus fruit other than oranges, mandarins, clementines, wilkins, grapefruit, pomelos, lemons, limes, fresh or dried.	270	25.227	1.320	77.400
08062000	Grapes, dried	-	532	-	448
08071100	Watermelons, fresh	3.553	75.176	1.132	36.316
08071900	Melons, other than watermelons, fresh	3.040	69.186	1.269	52.214
08072000	Papaws (papayas), fresh	6.106	26.503	1.960	7.995
08081000	Apples, fresh	514	582	179	393
08092900	Cherries other than sour cherries (Prunus cerasus), fresh	-	300	-	535
08094010	Plums, fresh	8	17.538	33	12.304
08101000	Strawberries, fresh	-	6.945	-	9.077
08102000	Raspberries, blackberries, mulberries and loganberries, fresh	3.573	29.362	60.405	495.721

Tabel 3 : Ekspor Indonesia menurut Komoditi ( Kode HS 8 digit )

November 2021

Kode H S	Uraian golongan barang	Berat bersih (Kg)		Nilai F.O.B. ( U S \$ )	
		Bulan ini	Kumulatif	Bulan ini	Kumulatif
(1)	(2)	(3)	(4)	(5)	(6)
08104000	Cranberries, bilberries and oth fruits of the genus Vaccinium, fresh	-	46	-	174
08106000	Durians, fresh	1.185	49.317	4.197	142.298
08109010	Longans, mata kucing, fresh	-	186	-	732
08109020	Lychees, fresh	-	147	-	321
08109030	Rambutan, fresh	13.453	180.270	41.537	334.184
08109040	Langsat (Lanzones), fresh	1.108	1.451	399	1.630
08109050	Jackfruit (including Cempedak and Nangka), fresh	7.841	93.442	5.421	66.293
08109060	Tamarinds, fresh	74.625	179.216	39.193	155.171
08109070	Starfruit, fresh	12	142	52	569
08109091	Salacca (snake fruit), fresh	189.810	1.451.594	175.418	1.592.145
08109092	Dragon fruit, fresh	21.582	118.351	36.613	296.207
08109093	Sapodilla (ciku fruit), fresh	570	4.514	439	4.044
08109094	Pomegranate, soursop/sweetsops, bell fruit, marian plum, passion fruit, cottonfruit, jujube and tampoi or rambai	6.174	126.097	4.761	94.413
08109099	Fruit other than 0803.10.00 - 0810.90.94, fresh	192	68.255	154	24.369
08111000	Strawberries, uncooked/cooked by steaming/boiling, frozen, w.o.n containing added sugar or oth sweetening matter	-	125.000	-	296.000
08119000	Fruit & nuts other than 0811.10 - 0811.20, uncooked or cooked by steaming/boiling, frozen, w.o.n cont added sugar or oth	570.026	5.049.971	328.840	4.527.367
08129090	Fruit&nuts o.t cherry&strawberry,provisionally preserved(eg by sulphur dioxide gas,etc.),not for immediate consumption	4.710	4.716	5.658	5.684
08133000	Apples, dried	-	1.617	-	888
08134010	Longans, dried	-	514.200	-	312.840
08134020	Tamarinds, dried	3.626.602	15.198.740	1.983.628	8.559.382
08134090	Fruit, other than heading 0801-0806, apricots, prunes, apples, longans, tamarinds, dried	86.752	865.576	85.341	879.600
08135030	Mixtures of which dried dates predominate by weight	-	6.729	-	19.848
08135040	Mix of which dried avocados or dried oranges/mandarins (including tangerines and satsumas) predominate by weight	-	385	-	1.175
08135090	Mixtures of dried fruits other than dates, avocados, orange/mandarins (incl tangerins&satsumas) predominate by weight	-	8	-	108
09011110	Coffee, Arabica WIB or Robusta OIB, not roasted, not decaffeinated	45.651.826	340.994.883	102.071.248	743.864.796
09011190	Coffee other than Arabica WIB or Robusta OIB, not roasted, not decaffeinated	349.359	3.166.360	500.713	5.129.426
09011210	Coffee, Arabica WIB or Robusta OIB, not roasted, decaffeinated	28.740	167.416	113.784	674.988
09012110	Coffee, roasted, not decaffeinated, unground	4.797	191.802	50.964	901.645
09012120	Coffee, roasted, not decaffeinated, ground	5.814	1.713.833	46.196	5.251.299
09012210	Coffee, roasted, decaffeinated, unground	-	6.692	-	76.765
09012220	Coffee, roasted, decaffeinated, ground	49	19.221	362	53.088
09019010	Coffee husks and skins	2.000	4.438	32.400	55.053
09019020	Coffee substitutes containing coffee	33.761	483.193	94.999	1.389.638
09021010	Leaves green tea (not fermented), in immediate packings of not exceeding 3 kg, whether or not flavoured	13.530	171.213	41.543	350.881
09021090	Green tea (not fermented) other than leaves, in immediate packings of not exceeding 3 kg, whether or not flavoured	14.007	208.541	153.116	1.739.142
09022010	Leaves green tea (not fermented), in immediate packings of exceeding 3 kg, whether or not flavoured	470.200	3.452.968	918.424	7.045.623
09022090	Green tea (not fermented) other than leaves, in immediate packings of exceeding 3 kg, whether or not flavoured	70.480	902.190	104.390	1.638.600
09023010	Leaves black tea(fermented) &partly fermented tea, in immediate packings of not exceeding 3 kg, whether or not flavoured	6	14.177	32	68.062
09023090	Black tea(fermented)&partly fermented tea other than leaves, in immediate packings of <=3 kg, whether or not flavoured	441.504	5.787.733	2.247.647	23.864.509

Tabel 3 : Ekspor Indonesia menurut Komoditi ( Kode HS 8 digit )

November 2021

Kode H S	Uraian golongan barang	Berat bersih (Kg)		Nilai F.O.B. ( U S \$ )	
		Bulan ini	Kumulatif	Bulan ini	Kumulatif
(1)	(2)	(3)	(4)	(5)	(6)
09024010	Leaves black tea(fermented) & other partly fermented tea in immediate packings of exceeding 3 kg, whether or not flavoured	140.442	3.058.217	249.936	6.256.136
09024090	Black tea (fermented) & other partly fermented tea other than leaves, in immediate packings of >3 kg, whether or not flavoured	2.521.474	24.585.668	3.865.335	39.532.217
09030000	MatØ	-	1.700	-	5.515
09041110	White pepper, neither crushed nor ground	1.378.220	16.993.827	8.920.072	82.858.632
09041120	Black pepper, neither crushed nor ground	1.209.058	13.226.600	5.090.944	44.364.074
09041190	Pepper of the genus Piper other than white and black pepper, neither crushed nor ground	117.818	3.105.377	638.008	16.815.714
09041210	White pepper, crushed or ground	37.468	645.832	286.839	3.760.261
09041220	Black Pepper, crushed or ground	57.426	1.032.107	316.518	4.386.036
09041290	Pepper of the genus Piper other than white and black pepper, crushed or ground	1.799	53.300	9.102	217.551
09042110	Chillies (fruits of the genus Capsicum), dried, neither crushed nor ground	236	34.138	86	87.787
09042190	Fruits of the genus Capsicum or of the genus Pimenta, other than Chillies, dried, neither crushed nor ground	0	69.164	38	456.578
09042210	Chillies (Fruits of the genus Capsicum), crushed or ground	68.544	1.403.016	252.100	5.932.792
09042290	Fruits of the genus Capsicum or of the genus Pimenta, other than Chillies, crushed or ground	55.056	89.578	144.695	205.804
09051000	Vanila, neither crushed nor ground	23.058	277.257	2.674.778	32.034.439
09052000	Vanila, crushed or ground	6.039	40.713	746.360	4.688.246
09061100	Cinnamon (Cinnamomum zeylanicum Blume), neither crushed nor ground	453.268	6.831.683	3.094.047	39.147.571
09061900	Cinnamon other than Cinnamomum zeylanicum Blume and cinnamon-tree flowers, neither crushed nor ground	897.375	9.245.037	4.269.602	42.848.117
09062000	Cinnamon and Cinnamon-tree flowers, crushed or ground	1.267.164	13.680.683	5.932.518	63.687.964
09071000	Cloves (whole fruit, cloves and stems), neither crushed nor ground	1.186.599	18.976.323	7.003.585	90.136.378
09072000	Cloves (whole fruit, cloves and stems), crushed or ground	7.862	308.165	61.360	1.828.841
09081100	Nutmeg, neither crushed nor ground	1.307.316	17.598.745	7.780.573	95.048.757
09081200	Nutmeg, crushed or ground	358.066	2.928.785	2.669.029	20.472.353
09082100	Mace, neither crushed nor ground	272.856	3.280.291	4.650.004	53.789.698
09082200	Mace Crushed or ground	28.989	696.397	666.630	13.792.424
09083100	Cardamoms, neither crushed nor ground	1.698.706	8.573.830	10.563.814	66.145.001
09083200	Cardamoms, crushed or ground	-	3.448	-	15.133
09092100	Seeds of coriander, neither crushed nor ground	11.452	51.114	20.642	90.915
09092200	Seeds of coriander, crushed or ground	3.826	10.749	6.830	32.768
09093100	Seeds of cumin, neither crushed nor ground	-	139	-	248
09093200	Seeds of cumin, crushed or ground	376	3.726	380	5.500
09096110	Seeds of anise, neither crushed nor ground	-	211	-	2.616
09096120	Seeds of badian, neither crushed nor ground	-	0	-	1
09096130	Seeds of caraway, neither crushed nor ground	-	301	-	1.201
09096190	Seeds of fennel, juniper berries, neither crushed nor ground	12.574	18.062	78.682	146.298
09096210	Seeds of anise, crushed or ground	-	6	-	20
09096230	Seeds of caraway, crushed or ground	10	40	11	44
09101100	Ginger, neither crushed nor ground	143.304	2.993.036	319.517	2.828.505
09101200	Ginger, crushed or ground	8.411	90.253	68.693	459.237
09102000	Saffron	-	1	-	150
09103000	Turmeric (curcuma)	786.126	7.660.909	745.800	7.432.051
09109110	Curry	214	8.111	2.291	29.558
09109190	Mixtures of spices in heading 0904 - 0910, other than curry	20	317.525	27	695.631
09109910	Thyme, bay leaves	2.943	65.197	6.945	279.941
09109990	Spices, not mixtures, other than HS 0904.11.10 - 0910.99.10	262.571	2.179.226	418.024	3.307.124
10039000	Barley, other than seed	-	60	-	144
10051000	Maize (corn) seed	100.009	1.099.076	256.115	2.695.256
10059010	Popcorn	-	49.576	-	65.752
10059090	Maize (corn), other than seed & popcorn	46.200	933.379	33.232	554.107
10061010	Rice in the husk (paddy or rough), suitable for sowing	-	41.556	-	463.139
10061090	Rice in the husk (paddy or rough), not suitable for sowing	5	1.168	4	2.432

Tabel 3 : Ekspor Indonesia menurut Komoditi ( Kode HS 8 digit )

November 2021

Kode H S	Uraian golongan barang	Berat bersih (Kg)		Nilai F.O.B. ( U S \$ )	
		Bulan ini	Kumulatif	Bulan ini	Kumulatif
(1)	(2)	(3)	(4)	(5)	(6)
10062010	Hom Mali rice, husked (brown) rice	-	10	-	14
10062090	Husked (brown) rice, other than Hom Mali rice	24	8.270	42	20.007
10063030	Glutinous rice, semimilled or wholly milled glutinous rice, whether or not polished or glazed	7.000	66.345	10.850	111.934
10063040	Hom Mali rice, semimilled or wholly milled glutinous rice, whether or not polished or glazed	-	200	-	193
10063099	Semi-milled/ wholly milled rice,whether or not polished or glazed, oth than glutinous rice,Hom Mali rice,parboiled rice	21.400	3.131.246	42.586	1.985.466
10064010	Broken rice, of a kind used for animal feed	-	1	-	1
10064090	Broken rice, other than of a kind used for animal feed	-	367	-	126
10079000	Grain sorghum, other than seed	-	6	-	47
10089000	Cereals, o.t wheat&meslin,rye,barley,oats,maize,rice,grain sorghum,buckwheat,millet,canary seeds,fonio,quinoa,triticale	-	2	-	10
11010011	Wheat flour, fortified	4.249.577	34.176.507	1.919.473	14.429.179
11010019	Wheat flour, other than fortified	995.792	15.167.388	508.845	7.139.434
11010020	Meslin flour	-	6	-	13
11022000	Maize (corn) flour	50.017	1.022.359	39.652	532.131
11029010	Rice flour	43.174	338.954	38.759	345.653
11029020	Rye flour	2.172	15.612	1.546	11.148
11029090	Cereal flours other than wheat,meslin,maize(corn),rice,rye flour	19.707	334.926	11.866	268.051
11031300	Groats and meal of maize (corn)	-	290	-	618
11031920	Groats and meal of rice	1.545	5.646	1.663	7.790
11031990	Groats and meal of cereals, other than wheat,maize(corn),meslin and rice	16	635	13	409
11041200	Rolled or flaked grains of oats	-	1	-	1
11041910	Rolled or flaked grains of maize (corn)	5.200	471.550	4.940	242.825
11042990	Worked cereal grains (for example, hulled, pearled, sliced or kibbled), other than oats, maize (corn) and barley	3.240	3.240	7.371	7.372
11043000	Germ of cereals, whole, rolled, flaked or ground	363.000	8.090.094	167.392	3.181.637
11051000	Flour, meal and powder of potatoes	6.017	784.880	10.018	400.455
11052000	Flakes, granules and pellets of potatoes	-	601	-	556
11061000	Flour, meal and powder of the dried leguminous vegetables	255	2.783	424	8.076
11062010	Flour, meal and powder of manioc (cassava)	159.735	464.558	23.269	208.245
11062020	Flour, meal and powder of sago	535.260	3.873.286	117.037	708.456
11062030	Flour, meal and powder of sweet potato (Ipomoea Batatas)	32.239	880.533	13.237	323.382
11062090	Flour,meal & powder of oth sago/of roots/ tubers of 0714,oth than manioc/cassava,sago,sweet potato/Ipomoea batatas	231.052	930.819	431.337	5.252.539
11063000	Flour, meal and powder of the products of edible fruit and nuts	84.434	3.965.288	251.017	16.260.399
11081100	Wheat starch	2.032	2.708	3.114	3.963
11081200	Maize (corn) starch	5.655.344	58.614.085	2.695.490	27.435.497
11081300	Potato starch	-	209.500	-	153.982
11081400	Manioc (cassava) starch	15.858.895	282.601.948	7.032.927	119.541.560
11081910	Sago starch	182.254	678.572	90.470	375.209
11081990	Starches other than wheat, maize(corn), potato, manioc(cassava), sago	320.526	1.678.816	168.405	1.010.819
11082000	Inulin	-	17	-	19
12019000	Soya beans, other than seed, whether or not broken	170.100	2.026.391	61.368	627.081
12023000	Ground-nuts, seeds, not roasted or otherwise cooked, whether or not shelled or broken	-	32	-	184
12024100	Ground-nuts, other than seed, not roasted or otherwise cooked, in shell	358.419	2.049.064	724.044	4.132.312
12024200	Ground-nuts, other than seed, not roasted or otherwise cooked, shelled, whether or not broken	7.427	47.732	12.057	105.022
12030000	Copra	2.160.591	37.100.216	2.151.804	41.036.267
12051000	Low erucic acid rape or colza seeds, whether or not broken	-	7.740	-	26.316
12060000	Sunflower seeds, whether or not broken	-	11	-	278
12071010	Palm nuts suitable for sowing/planting, whether or not broken	1.262	8.486	164.862	1.106.570
12071030	Kernels, whether or not broken	-	7.550.000	-	4.446.537

Tabel 3 : Ekspor Indonesia menurut Komoditi ( Kode HS 8 digit )

November 2021

Kode H S	Uraian golongan barang	Berat bersih (Kg)		Nilai F.O.B. ( U S \$ )	
		Bulan ini	Kumulatif	Bulan ini	Kumulatif
(1)	(2)	(3)	(4)	(5)	(6)
12071090	Palm nuts not suitable for sowing/planting, whether or not broken	186.208	11.045.613	148.951	1.285.835
12072900	Cotton seeds, other than seed	163.591	2.631.995	48.102	650.592
12073000	Castor oil seeds	-	4.521	-	10.667
12074010	Sesamum seeds, edible	-	444.699	-	581.563
12074090	Sesamum seeds, other than edible	23.990	313.198	72.296	579.840
12075000	Mustard seeds	-	1	-	8
12076000	Safflower (Carthamus tinctorius) seeds	-	8	-	1.225
12077000	Melon seeds	-	58	-	18.930
12079990	Oil seeds and oleaginous fruit other than HS 1201.10.10 - 1207.99.50, whether or not broken	54.000	498.000	32.280	200.040
12081000	Flours and meals of soya beans	40	8.293	44	12.617
12089000	Flours and meals of oil seeds or oleaginous fruits, other than those of mustard and soya beans	-	24	-	7.522
12092920	Beet seeds, other than sugar beet seeds, of a kind used for sowing	-	2	-	231
12092990	Seeds of forage plants other than lucerne, clover, fescue, kentucky blue grass, rye grass, timothy grass,beet,for sowing	30.048	210.183	56.678	415.199
12093000	Seeds of herbaceous plants cultivated principally for their flowers	173	1.011	379.620	2.808.038
12099190	Vegetable seeds, other than onion seeds, for sowing	707.920	2.025.924	1.467.559	5.599.372
12099990	Seeds,fruit and spores,o.t seeds of(sugar beet,forage plants,herbaceous plants,onion,rubber tree,kenaf), for sowing	80.286	728.474	346.260	1.598.070
12112000	Ginseng roots, fresh, chilled, frozen or dried, whether or not cut, crushed or powdered	0	1.811	10	27.362
12119012	Cannabis used primarily in pharmacy, not in cut, crushed or powdered form	-	2.292	-	11.095
12119015	Liquorice roots used primarily in pharmacy, fresh, chilled, frozen or dried, whether or not cut, crushed or powdered	15.720	95.770	13.362	64.562
12119016	Plants&its parts,used primarily in pharmacy,o.t HS 1211.90.11-1211.90.15,fresh,chilled,frozen/dried,in cut,crush/powder	4.700	38.669	164.568	263.477
12119019	Plant&its part,used primarily in pharmacy,o.t HS 1211.90.11-1211.90.16,fresh,chill,frozen/dried,not in cut,crush/powder	3.105	37.642	8.106	147.482
12119091	Pyrethrum used primarily in not pharmacy, in cut, crushed or powdered form, fresh, chilled, frozen/ dried	189.076	1.596.259	149.328	2.036.726
12119092	Pyrethrum used primarily in not pharmacy, not in cut, crushed or powdered form,fresh, chilled, frozen/ dried,	-	7.584	-	88.699
12119094	Sandalwood chips used primarily in not pharmacy, fresh, chilled, frozen/ dried, whether/ not cut, crushed/ powdered	16.398	164.662	213.819	1.242.111
12119095	Agarwood (Gaharu) chips used primarily in not pharmacy,fresh,chilled,frozen/ dried, whether/ not cut, crushed/ powdered	193.851	1.757.877	965.372	13.061.507
12119097	Bark of persesea used primarily in not pharmacy,fresh,chilled,frozen/ dried,whether/ not cut, crushed/ powdered	-	35.732	-	105.521
12119098	Plant&its part,used primarily not in pharmacy,o.t HS 1211.90.91-1211.90.97 in cut/crush/powder, fresh,chill,frozen/dried	380.121	4.126.467	955.520	7.271.930
12119099	Plant&its part, primarily not in pharmacy,o.t HS 1211.90.91-1211.90.97,not in cut/crush/powder, fresh,chill,frozen/dried	576.010	4.115.623	1.640.933	14.459.570
12122111	Eucheuma spinosum fit for human consumption, dried but not ground	3.141.127	17.634.827	1.655.841	9.156.235
12122112	Eucheuma cottonii fit for human consumption, dried but not ground	8.006.623	95.428.080	15.222.464	141.244.314
12122113	Gracilaria spp fit for human consumption, dried but not ground	4.625.341	44.646.072	3.291.450	27.669.374
12122114	Gelidium spp fit for human consumption, dried but not ground	-	21.500	-	28.080
12122115	Sargassum spp fit for human consumption, dried but not ground	427.460	2.035.946	142.214	703.921

Tabel 3 : Ekspor Indonesia menurut Komoditi ( Kode HS 8 digit )

November 2021

Kode H S	Uraian golongan barang	Berat bersih (Kg)		Nilai F.O.B. ( U S \$ )	
		Bulan ini	Kumulatif	Bulan ini	Kumulatif
(1)	(2)	(3)	(4)	(5)	(6)
12122119	Seaweeds&other algae for human consumption,dried but not ground,o.t E.spinosum,E.cottonii,Gracilaria,Gelidium,Sargassum	13.000	315.081	17.300	1.657.349
12122190	Seaweeds and other algae fit for human consumption, other than dried and not ground	1.701.406	13.513.628	1.298.520	14.993.608
12122919	Seaweeds and other algae, fresh, chilled or dried, not fit for human consumption, other than used in pharmacy	3.487.760	16.158.009	873.636	4.195.426
12122920	Seaweeds&other algae,fresh,chilled/dried,not human consumptn,oth than in dyeing,tanning,perfumery,pharmacy,insect,fungi	468.950	2.333.884	159.762	976.043
12122930	Seaweeds&other algae,frozen, not human consumption, other than in dyeing, tanning, perfumery, pharmacy, insect, fungi	8.000	20.035	27.840	52.634
12129100	Sugar beet, fresh, chilled, frozen or dried, of a kind used primarily for human consumption	-	7.477	-	7.961
12129200	Locust beans (carob) fresh, chilled, frozen or dried, of a kind used primarily for human consumption	-	450	-	964
12129390	Sugar cane other than suitable for planting	-	85.440	-	19.894
12129910	Stones and kernels of apricot, peach (including nectarine) or plum of a kind used primarily for human consumption	-	30	-	166
12129990	Vegetable products of a kind used primarily for human consumption other than HS 1212.21.11 - 1212.99.10	633.957	4.973.313	1.103.899	9.079.218
12130000	Cereal straw and husks, unprepared, whether or not chopped, ground, pressed or in the form of pellets	13.500	154.572	3.097	67.302
12141000	Lucerne (alfalfa) meal and pellets	-	189	-	200
12149000	Swedes,mangolds,fodder roots,hay,clover,sainfoin,forage kale,lupines,vetches&other forage, or in the form of pellets	8.450	53.351	1.690	9.158
13012000	Gum Arabic	40.350	70.438	26.361	47.688
13019040	Lac	142.538	1.026.644	471.689	3.181.534
13019090	Natural gums, resins, gum-resins and oleoresins, other than gum arabic, cannabis resins, lac	4.442.203	44.903.546	6.196.972	56.688.052
13021200	Vegetable saps and extracts of liquorice	-	1	-	11
13021400	Vegetable saps and extracts of ephedra	-	2.920	-	92.756
13021940	Vegetable saps and extracts of pyrethrum or of the roots of plants containing rotenone	38.033	180.418	114.722	515.642
13021990	Vegetable saps and extracts, other than of opium, liquorice, hops, ephedra, cannabis,pyrethrum,japan/chinese lacquer	313.371	2.453.565	114.799	954.335
13022000	Pectic substances, pectinates and pectates	36.278	524.404	55.034	765.939
13023100	Agar-agar	62.442	1.140.718	955.279	14.725.095
13023200	Mucilages and thickeners, whether or not modified, derived from locust beans, locust bean seeds or guar seeds	25	201	695	2.003
13023911	Carrageenan powder, Semirefined	1.560.650	12.071.878	11.265.459	77.780.648
13023912	Carrageenan powder, Refined	51.400	392.747	795.975	5.387.203
13023913	Carrageenan, alkali treated carrageenan chips (ATCC)	255.700	835.302	1.654.815	5.196.970
13023919	Carrageenan, other than powder(refined and semirefined), alkali treated carrageenan chips (ATCC)	20.000	481.190	144.000	3.071.042
13023990	Mucilages and thickeners, whether or not modified, other than agar-agar, locust bean, carrageenan	47.738	537.891	451.779	3.199.766
14011000	Bamboos, of a kind used primarily for plaiting	171.545	2.238.971	122.841	2.034.397
14019000	Vegetable materials of a kind used primarily for plaiting other than bamboo and rattans	-	140.701	-	409.773
14042000	Cotton linters	14	77.899	21	183.165
14049020	Vegetable products nec or included of a kind used primarily in tanning or dyeing, other than cotton linters	85.154	2.690.833	47.207	1.065.046
14049030	Kapok	1.094.209	9.521.198	924.870	7.511.344
14049091	Palm kernel shells	412.463.521	3.601.280.002	41.169.328	351.429.390
14049099	Vegetable products nec or included oth used primarily in tanning/ dyeing,oth than HS 1404.20.00 - 1404.90.92	4.063.106	38.385.786	1.116.706	11.965.356
15019000	Poultry fat, other than that of heading 0209 or 1503	2.916	31.983	10.643	121.918
15041090	Fish-liver oils and their fractions other than solid fraction	-	46.402	-	200.079
15042010	Fats and oils and their fractions, of fish, other than liver oils, solid fractions	35.006	454.937	44.509	675.183

Tabel 3 : Ekspor Indonesia menurut Komoditi ( Kode HS 8 digit )

November 2021

Kode H S	Uraian golongan barang	Berat bersih (Kg)		Nilai F.O.B. ( U S \$ )	
		Bulan ini	Kumulatif	Bulan ini	Kumulatif
(1)	(2)	(3)	(4)	(5)	(6)
15042090	Fats and oils and their fractions, of fish, other than liver oils, other than solid fractions	75.602	784.787	108.437	1.137.204
15050010	Lanolin	-	100	-	6.891
15050090	Wool grease and fatty substances derived therefrom, other than lanolin	-	2.502	-	18.000
15060000	Animal fats&oils&their fractions,o.t heading 1501-1504,whether/not refined,not chemically modified, n.e.c. in chapter 15	-	25	-	219
15089000	Ground-nut oil and its fractions, whether or not refined, but not chemically modified, other than crude oil	-	75	-	1.030
15091010	Virgin olive oil, not chemically modified, not solvent extraction, in packings of a net weight not exceeding 30 kg	2	472	68	5.548
15091090	Virgin olive oil, not chemically modified, not solvent extraction, in packings of a net weight exceeding 30 kg	-	614	-	3.386
15099091	Fractions of refined olive oil, not chemically modified, not solvent extraction, in packings of a net weight <= 30 kg	-	200	-	330
15099099	Fractions of refined olive oil, not chemically modified, not solvent extraction, in packings of a net weight > 30 kg	-	1	-	11
15100010	Crude oil, obtained solely from olives, solvent extraction, but not chemically modified	-	282.882	-	156.678
15100090	Fractions of refined oil,obtained solely from olives,not chemically modified,blend with oils/fraction of heading 1509	-	18	-	495
15111000	Crude palm oil, not chemically modified	58.352.296	2.451.278.846	78.797.863	2.629.972.870
15119020	Refined palm oil, not chemically modified	490.845.446	6.877.386.751	584.372.783	6.962.469.753
15119031	Solid fractions of refined palm oil, not chemically modified, with iodine value 30 or more, but less than 40	141.392.863	2.058.678.403	166.958.760	2.051.902.844
15119032	Solid fractions of refined palm oil, not chemically modified, with iodine value 40 or more	15.168.164	481.364.770	18.161.512	485.537.321
15119036	Liquid fractions of refined palm oil, not chemically modified, in packing of a net weight not exceeding 25 kg	114.342.651	1.231.666.202	150.507.736	1.413.916.284
15119037	Liquid fractions of refined palm oil, not chemically modified, in packing of a net weight>25kg, with 55<=iodine value<60	758.227.841	10.308.585.911	910.996.303	10.548.077.536
15119039	Liquid fractions of refined palm oil,not chemically modified,packing net weight>25kg,iodine value<55 or iodine value>=60	10.654.762	280.532.125	13.118.017	290.467.300
15119049	Solid fractions of unrefined palm oil, not chemically modified, with packing of a net weight exceeding 25 kg	-	10.201.545	-	10.889.217
15121910	Fractions of unrefined sunflowerseed oil or safflower oil, not chemically modified	-	8	-	13
15121920	Fractions of refined sunflowerseed oil or safflower oil, not chemically modified	-	42.035	-	81.687
15121990	Sunflower-seed or safflower oil and fractions other than crude oil, unrefined, refined, not chemically modified	137	3.333	42	11.016
15122990	Cotton-seed oil and its fractions other than crude oil and fraction of unrefined oil, not chemically modified	-	1	-	1
15131100	Crude oil of coconut (copra) oil, not chemically modified	33.766.796	251.099.462	51.956.717	372.400.631
15131910	Fractions of unrefined coconut oil, not chemically modified	28.052	5.037.299	50.082	6.983.543
15131990	Coconut (copra) oil and its fractions other than crude oil and fraction of unrefined oil, not chemically modified	23.683.620	299.740.054	43.755.932	481.295.849
15132110	Crude oil of palm kernel, not chemically modified	5.619.169	52.177.597	10.318.558	74.099.568
15132190	Crude oil of babassu, not chemically modified	447	5.257	732	16.712
15132913	Unsolid fractions of unrefined palm kernel oil (palm kernel oil), not chemically modified	-	2	-	2
15132991	Solid fractions of refined palm kernel oil, not chemically modified	9.797.528	173.854.267	15.729.809	253.595.099
15132994	Palm kernel olein, refined, bleached and deodorized (RBD), not chemically modified	16.224.606	166.284.768	21.453.042	207.175.590
15132995	Palm kernel oil, RBD, not chemically modified	75.890.413	903.280.287	112.485.554	1.175.538.165
15132996	Fractions of refined palm kernel oil other than solid fraction and RBD, not chemically modified	3.600	3.600	1.600	1.600
15141990	Low erucic acid rape or colza oil and its fractions, other than crude oil, unrefined, refined, not chemically modified	-	40.910	-	80.593



Tabel 3 : Ekspor Indonesia menurut Komoditi ( Kode HS 8 digit )

November 2021

Kode H S	Uraian golongan barang	Berat bersih (Kg)		Nilai F.O.B. ( U S \$ )	
		Bulan ini	Kumulatif	Bulan ini	Kumulatif
(1)	(2)	(3)	(4)	(5)	(6)
15151100	Crude oil of linseed oil, not chemically modified	-	175	-	382
15151900	Linseed oil and its fractions, other than crude oil, not chemically modified	30	414.110	144	9.694
15152919	Fractions of unrefined maize (corn) oil, other than solid, but not chemically modified	-	46.900	-	52.186
15153090	Castor oil and its fractions, other than crude oil, but not chemically modified	0	76.344	0	130.599
15155010	Crude oil of sesame oil, not chemically modified	-	1.038	-	17.220
15155090	Fractions of refined sesame oil, but not chemically modified	-	1.819	-	25.602
15159021	Crude oil of Tung oil, but not chemically modified	-	1.000	-	22.000
15159029	Fractions of refined Tung oil, but not chemically modified	-	177	-	5.847
15159039	Fractions of refined Jojoba oil, but not chemically modified	-	2	-	99
15159091	Crude oil of other fixed vegetable fats&oils, o.t HS 1515.11.00-1515.90.39, but not chemically modified	15.200	180.800	19.532	260.610
15159092	Fractions of unrefined oil of other fixed vegetable fats&oils, o.t HS 1515.11.00-1515.90.39, but not chemically modified	-	200	-	5.000
15159099	Fractions of refined oil of other fixed vegetable fats&oils, o.t HS 1515.11.00-1515.90.39, but not chemically modified	234.444	1.439.726	3.622.102	9.488.644
15162012	Vegetable fats and oils and their fractions of oil palm fruit, crude, reesterified, but not further prepared	347.350	10.687.300	353.289	11.102.871
15162013	Vegetable fats and oils & their fractions of oil palm fruit, oth than crude, reesterified, but not further prepared	6.498.320	41.391.247	5.781.166	31.772.722
15162014	Vegetable fats and oils and their fractions of coconuts, reesterified, but not further prepared	425.862	2.176.607	1.302.546	6.696.522
15162015	Vegetable fats and oils and their fractions of palm kernels, crude, reesterified, but not further prepared	1.147.810	14.642.035	3.313.994	37.758.522
15162016	Vegetable fats & oils and their fractions of palm kernels, refined, bleached and deodorized (RBD), reesterified	26.404	2.661.077	35.373	3.523.966
15162017	Vegetable fats and oils and their fractions of groundnuts, reesterified, but not further prepared	1.773	1.799	4.668	4.729
15162019	Vegetable fats and oils and their fractions, reesterified, but not further prepared, other than HS 1516.20.11-1516.20.18	395.800	2.205.975	503.842	2.559.340
15162031	Vegetable fats&oils & their fractions of groundnuts, coconuts, soya beans, hydrogenated, in flakes, not further prepared	62.425	661.240	114.261	1.069.735
15162034	Vegetable fats & oils & their fractions of palm oil, hydrogenated, in flakes, not further prepared	983.960	57.644.610	1.175.822	59.658.578
15162035	Vegetable fats & oils & their fractions of palm kernels, hydrogenated, in flakes, not further prepared	5.138.760	32.662.020	7.451.488	44.068.421
15162041	Vegetable fats & oils & their fractions of castor seeds (Opal wax), hydrogenated, in oth forms, not further prepared	-	20	-	139
15162042	Vegetable fats & oils & their fractions of coconuts, hydrogenated, in oth forms, not further prepared	42.440	1.728.411	74.089	2.798.776
15162043	Vegetable fats & oils & their fractions of groundnuts, hydrogenated, in oth forms, not further prepared	-	252.000	-	244.083
15162044	Vegetable fats & oils & their fractions of linseed, hydrogenated, in oth forms, not further prepared	-	4.030	-	9.008
15162045	Vegetable fats & oils & their fractions of olives, hydrogenated, in oth forms, not further prepared	-	15.500	-	18.010
15162046	Vegetable fats & oils & their fractions of palm oil fruit, hydrogenated, in oth forms, not further prepared	22.039.903	214.294.216	22.430.568	185.732.620
15162047	Vegetable fats & oils & their fractions of palm oil kernels, hydrogenated, in oth forms, not further prepared	12.972.005	86.476.605	19.671.360	112.879.505
15162049	Vegetable fats&oils&their fractions, hydrogenated, in oth forms, not further prepared, oth than HS 1516.20.41-1516.20.48	353.300	6.146.442	462.451	7.027.943
15162052	Vegetable fats & oils & their fractions of olives, interesterified, not further prepared	17.941.580	75.785.940	21.473.269	81.924.954
15162054	Vegetable fats & oils & their fractions of groundnuts, palm oil & coconuts, interesterified, not further prepared	577.550	11.831.796	712.694	14.673.379
15162059	Vegetable fats&oils & their fractions, inter-esterified, not further prepared, other than HS 1516.20.51-1516.20.54	307.722	5.883.184	367.608	7.319.124

Tabel 3 : Ekspor Indonesia menurut Komoditi ( Kode HS 8 digit )

November 2021

Kode H S	Uraian golongan barang	Berat bersih (Kg)		Nilai F.O.B. ( U S \$ )	
		Bulan ini	Kumulatif	Bulan ini	Kumulatif
(1)	(2)	(3)	(4)	(5)	(6)
15162062	Refined bleached&deodorised (RBD) palm stearin, elaidinised, with an iodine value not exceeding 48,not further prepared	613.000	7.004.000	731.906	7.794.835
15162091	Palm stearin, elaidinised, with an iodine value exceeding 48, not further prepared	849.800	12.206.100	1.191.421	13.764.630
15162094	Fats & oils and their fractions of soya beans, elaidinised, not further prepared	-	2.000	-	3.900
15162096	Refined, bleached and deodorised (RBD) palm kernel stearin, elaidinised, not further prepared	3.005.240	24.251.981	4.180.580	37.389.356
15162098	Fats & oils and their fractions of ground-nuts, of oil palm or of coconuts, elaidinised, not further prepared	383.140	13.551.260	931.771	20.891.342
15162099	Vegetables fats & oils and their fractions, elaidinised, not further prepared, other than HS 1516.20.91-1516.20.98	3.793.870	30.445.429	4.378.257	41.598.331
15171010	Margarine, excluding liquid margarine, in airtight container for retail sale	6.239.206	51.034.578	6.244.255	48.643.083
15171090	Margarine, excluding liquid margarine, other than in airtight container for retail sale	6.805.715	56.271.115	6.805.101	53.979.135
15179010	Imitation ghee	3.042.124	19.265.010	3.382.439	19.742.312
15179020	Liquid margarine	-	48.575	-	16.090
15179030	Edible mixtures or preparations of animal or vegetable fats or oils, of a kind used as mould release preparations	-	2.000	-	2.749
15179043	Shortening	109.559.445	1.040.165.214	120.156.715	1.076.787.953
15179050	Solid mixtures or preparations of vegetable fats or oils or of their fractions	-	42.545	-	39.563
15179063	Liquid mixtures/preparations of vegetable fats/oils/of their fractions, oth palm oil predominates, packings <= 25 kg	-	11.520	-	14.040
15179064	Liquid mixtures/preparations of vegetable fats/oils/of their fractions, oth palm oil predominates, packings >25 kg	201.600	1.066.680	394.000	2.176.822
15179068	Liquid mixtures/preparations of vegetable fats/oils or of their fractions in which illipe nut oil predominates	-	331.406	-	925.250
15179069	Liquid mixtures or preparations of vegetable fats or oils or of their fractions, oth than 1517.90.61-1517.90.68	17.999.761	26.119.740	22.369.710	31.712.333
15179090	Edible mix/preparations of animal/vegetable fats/oils/fractions of different fats/oils nec in 1517.90, o.t heading 15.16	17.662.195	168.436.220	21.796.376	227.292.978
15180012	Animal fats&oils, boiled/oxidised/ dehydrated/sulphurised/blown/ polymerised in vacuum/in inert gas/chemically modified	-	7	-	84
15180014	Groundnut/soyabean/palm/coconut oil, boiled/oxidised/ dehydrated/sulphurised/blown/ polymerised /chemically modified	587.351	3.967.731	698.501	4.459.317
15180016	Olive oil & its fractions, boiled/oxidised/ dehydrated/sulphurised/blown/ polymerised /chemically modified	-	136	-	1.219
15180019	Veg fats&oil&its fractions, boiled/oxidise/ dehydrate/sulphurise/blown/polymerised/chemically modified o.t 1518.00.14-16	43.170	446.387	46.408	414.873
15180020	Inedible mixtures or preparations of animal fats or oils or of fractions of different fats or oils	661.670	3.122.030	688.845	3.165.159
15180031	Inedible mixtures or preparations of the palm oil fruits or of palm oil kernels	4.082.790	136.255.282	4.334.282	150.297.129
15180036	Inedible mixtures or preparations of soya beans or coconuts	19	974	6	1.709
15180039	Inedible mixtures/preparations of vegetable fats/oils/of fractions of different fats/oils o.t 1518.00.31-1518.00.37	4.398.190	53.101.197	4.969.653	53.364.829
15180060	Inedible mixtures/preparations of animal fats/oils or of fractions thereof and vegetable fats/oils/fractions thereof	14.918.868	115.037.908	15.984.425	101.284.882
15200010	Crude glycerol	76.468.804	716.857.894	54.434.144	344.132.991
15200090	Glycerol, glycerol waters and glycerol lyes, oth than crude glycerol	147.927	1.426.228	68.595	714.116
15211000	Vegetable waxes, whether or not refined or coloured	320	432.334	3.309	461.740
15219010	Beeswax and oth insect waxes, whether or not refined or coloured	-	17	-	127

**Tabel 3 : Ekspor Indonesia menurut Komoditi ( Kode HS 8 digit )**

		<b>November 2021</b>			
Kode H S	Uraian golongan barang	Berat bersih (Kg)		Nilai F.O.B. ( U S \$ )	
		Bulan ini	Kumulatif	Bulan ini	Kumulatif
(1)	(2)	(3)	(4)	(5)	(6)
15220090	Residues resulting from the treatment of fatty substances or animal or vegetable waxes	4.725.495	35.469.611	4.583.869	27.980.286
16010010	Sausages & similar products of meat/meat offal/blood, food preparation base on it, in airtight container for retail sale	-	17.061	-	46.226
16010090	Sausages&similar products of meat/meat offal/blood, food preparation based on, not in airtight container for retail sale	6.464	38.716	17.597	89.273
16023110	Prepared or preserved meat, meat offal or blood of turkeys, in airtight containers for retail sale	7	7	45	45
16023191	Meat, meat offal or blood, mechanically deboned or separated meat of turkey, not in airtight container for retail sale	-	21.171	-	46.465
16023210	Prepared or preserved of chicken curry, in airtight containers for retail sale	208	498	616	2.027
16023290	Prepared/preserved of meat,meat offal/blood fowls of species Gallus domesticus, o.t chicken curry in airtight container	6.158	94.152	18.102	302.783
16023900	Prepared or preserved meat, meat offal or blood of poultry in heading 0105, other than turkeys&species Gallus domesticus	-	89	-	52
16024190	Hams and cuts thereof of swine, not in airtight containers for retail sale	-	1	-	3
16025000	Prepared or preserved meat, meat offal or blood of bovine animals	4.233	66.155	12.430	223.054
16029010	Mutton curry, in airtight containers for retail sale	35	176	228	1.142
16029090	Prepared or preserved meat, meat offal, including blood of animals, other than 1602.10.10-1602.90.10	10.369	166.941	14.971	314.655
16030000	Extracts and juices of meat, fish or crustaceans, molluscs or oth aquatic invertebrates	36.500	356.421	75.550	737.776
16041110	Salmon whole or in pieces, but not minced, in airtight containers for retail sale	-	29.551	-	277.835
16041190	Salmon whole or in pieces, but not minced, not in airtight containers for retail sale	-	77.700	-	474.917
16041311	Sardines, whole or in pieces, but not minced, in airtight containers for retail sale	1.504.779	11.316.782	3.943.940	27.615.793
16041319	Sardines, whole or in pieces, but not minced, not in airtight containers for retail sale	778.196	7.194.373	1.997.731	18.076.230
16041399	Sardinella and bristling or sparts, whole or in pieces, but not minced, not in airtight containers for retail sale	-	85.429	-	185.579
16041411	Tunas, whole or in pieces, but not minced, in airtight containers for retail sale	4.424.630	47.921.482	19.089.097	209.573.476
16041419	Skipjack and bonito (Sarda spp) whole or in pieces, but not minced, in airtight containers	162.229	3.260.248	679.272	12.224.049
16041490	Tunas, skipjack and bonito (Sarda spp), whole or in pieces, but not minced, not in airtight containers for retail sale	1.478.503	8.678.792	5.392.720	32.235.392
16041510	Mackerel, whole or in pieces, but not minced, in airtight containers for retail sale	-	22.823	-	66.790
16041590	Mackerel, whole or in pieces, but not minced, not in airtight containers for retail sale	20.559	174.082	51.384	415.922
16041610	Anchovies, whole or in pieces, but not minced, in airtight containers for retail sale	-	72.236	-	309.270
16041710	Eels, whole or in pieces, but not minced, in airtight containers for retail sale	-	21.058	-	310.681
16041790	Eels, whole or in pieces, but not minced, not in airtight containers for retail sale	-	81.855	-	1.681.776
16041810	Shark fins, whole or in pieces, but not minced ready for immediate consumption	-	63	-	3.160
16041891	Shark fins, whole/in pieces, not minced, not ready for immediate consumption, in airtight containers for retail sale	10.745	61.031	71.933	568.643
16041899	Shark fins, whole/in pieces, not minced, not ready for immediate consumption, not in airtight containers for retail sale	-	18.593	-	903.949

Tabel 3 : Ekspor Indonesia menurut Komoditi ( Kode HS 8 digit )

		November 2021			
Kode H S	Uraian golongan barang	Berat bersih (Kg)		Nilai F.O.B. ( U S \$ )	
		Bulan ini	Kumulatif	Bulan ini	Kumulatif
(1)	(2)	(3)	(4)	(5)	(6)
16041990	Fish, whole or in pieces, but not minced, not in airtight containers for retail sale, oth than HS 1604.11.10-1604.19.20	17.701	226.419	221.725	2.431.723
16042030	Fish ball	-	130.274	-	441.721
16042040	Fish paste	365.120	1.337.100	970.284	3.777.011
16042091	Prepared or preserved fish, in airtight containers for retail sale, other than fish sausage, fish ball, fish paste	92.187	974.038	328.295	3.559.716
16042099	Prepared or preserved fish, not in airtight containers for retail sale, other than fish sausage, fish ball, fish paste	18.360	173.647	92.779	870.897
16043200	Caviar substitutes	10.000	87.265	716.300	3.478.810
16051010	Crab, prepared or preserved, in airtight containers for retail sale	885.677	9.435.681	30.842.787	294.965.960
16051090	Crab, prepared or preserved, not in airtight containers for retail sale	602.245	6.099.785	18.958.526	166.831.023
16052100	Shrimps and prawns, prepared or preserveed, not in airtight container	4.827.243	48.107.236	43.871.568	441.674.783
16052920	Shrimp ball, in airtight container	1.065.158	7.637.322	6.314.150	48.310.254
16052930	Breaded shrimp, in airtight container	920.447	8.889.622	6.918.624	70.238.529
16052990	Prepared or preserved shrimps and prawns, in airtight container, other than shrimp ball & breaded shrimp	243.438	2.323.654	2.724.353	24.621.682
16053000	Lobster, prepared or preserved	4.020	46.465	20.261	234.761
16054000	Crustacean, other than crab, shrimps, prawns, and lobsters, prepared or preserved	84.598	349.564	2.954.618	9.317.582
16055200	Scallops, including queen scallops, prepared or preserved	-	5.984	-	59.275
16055410	Cuttle fish and squid, prepared or preserved, in airtight containers for retail sale	-	7.674	-	30.034
16055490	Cuttle fish and squid, prepared or preserved, not in airtight containers for retail sale	95.179	827.011	827.039	7.273.274
16055500	Octopus, prepared or preserved	42.999	563.280	482.191	5.972.605
16055600	Clams, cockles and arkshells, prepared or preserved	202.237	2.336.612	645.661	7.176.127
16055790	Abalone, prepared or preserved, not in airtight containers for retail sale	16.634	89.900	365.075	2.042.344
16055800	Snails, oth than sea snails prepared and preserved	67.577	525.570	322.516	3.005.007
16055900	Mollusc, o.t oysters,scallops,mussels,cuttle fish,squid,octopus,clams,cockles,arkshell,abalone,snail, prepared/preserved	-	87.827	-	321.114
16056100	Sea cucumbers, prepared or preserved	24.918	467.887	385.445	4.882.265
16056300	Jellyfish, prepared or preserved	16.000	124.285	27.200	299.413
16056900	Aquatic invertebrates, prepared or preserved, other than crustaceans, molluscs, sea cucumbers, sea urchins, jellyfish	-	36.190	-	209.922
17011200	Raw sugar of beet sugar in solid form, not containing added flavouring or colouring matter	-	11.795	-	14.373
17011400	Raw sugar of cane sugar,in solid form, not contain added flavouring/colouring matter, o.t specified in Subheading Note 2	13.251	200.898	26.615	427.707
17019100	Cane or beet sugars, chemically pure sucrose, in solid form, containing added flavouring or colouring matter	10	5.454	10	22.844
17019910	Refined sugar	49.115.321	330.818.890	30.103.085	183.281.020
17019990	Cane/beet sugars, chemically pure sucrose,in solid form,o.t raw sugar, contain flavouring/colouring matter,refined sugar	254.007	2.889.586	499.209	5.637.673
17021100	Lactose and lactose syrup, contain by 99 % or more lactose, expressed as anhydrous lactose, calculated on the dry matter	5	34.932	4	56.674
17021900	Lactose and lactose syrup, contain less than 99 % lactose, expressed as anhydrous lactose, calculated on the dry matter	42.435	917.791	23.174	381.678
17022000	Maple sugar and maple syrup	-	440	-	951
17023010	Glucose, not containing fructose or containing in the dry state less than 20 % by weight of fructose	65.500	824.581	47.335	592.683
17023020	Glucose syrup, not containing fructose or containing in the dry state less than 20 % by weight of fructose	372.658	4.820.307	335.461	4.231.027

Tabel 3 : Ekspor Indonesia menurut Komoditi ( Kode HS 8 digit )

November 2021

Kode H S	Uraian golongan barang	Berat bersih (Kg)		Nilai F.O.B. ( U S \$ )	
		Bulan ini	Kumulatif	Bulan ini	Kumulatif
(1)	(2)	(3)	(4)	(5)	(6)
17024000	Glucose & glucose syrup, containing in the dry state >= 20 % but < 50 % by weight of fructose, excluding invert sugar	1	34.009	1	93.628
17025000	Chemically pure fructose	-	75	-	184
17026010	Fructose fructose in the dry state more than 50% by weight, excluding invert sugar	-	1.452	-	2.456
17026020	Fructose syrup containing in the dry state more than 50 % by weight of fructose, excluding invert sugar	1.239.420	11.270.034	578.984	4.790.833
17029011	Chemically pure maltose,in dry state with fructose 50%	1	73	1	1.446
17029019	Maltose syrup,in dry state with fructose 50%	317.068	11.817.870	239.291	5.902.277
17029020	Artificial honey,whether/not mixed with natural honey,in dry with fructose 50%	12.634	98.341	28.319	186.489
17029030	Flavoured/coloured sugars (excl maltose), in dry with fructose 50%	3.803	35.716	4.721	69.981
17029040	Caramel, in dry with fructose 50%	250	2.931	513	7.760
17029091	Syrup of sugar, in dry state with fructose 50%	47.636	322.803	97.891	623.975
17029099	Sugar, including invert sugar and sugar syrup blends, in dry with fructose 50% other than 1702.90.11-1702.90.91	3.185.136	37.851.387	5.920.163	68.203.767
17031010	Cane molasses, containing added flavouring/colouring matter	27.069	34.814	9.537	38.566
17031090	Cane molasses, not containing added flavouring/colouring matter	42.421.160	534.997.380	7.042.216	88.203.962
17039010	Molasses, resulting from the extraction or refining of sugar, contain add flavour/colour matter,other than cane molasses	409	1.738	572	2.483
17039090	Molasses, resulting from the extraction or refining of sugar, not contain add flavour/colour matter, oth cane molasses	67.766	725.827	258.578	2.615.945
17041000	Chewing gum, whether or not sugar-coated	121.257	1.580.499	342.702	5.754.942
17049010	Medicated pastilles & drops, not containing cocoa	14.104	62.580	122.563	505.016
17049020	White chocolate, not containing cocoa	95.618	978.845	309.718	3.200.246
17049091	Sugar confectionery,not contain cocoa,soft,contain gelatin,o.t chewing gum, medicated pastilles&drops, white chocolate	960.042	9.796.406	3.636.627	36.691.146
17049099	Sugar confectionery,not contain cocoa,o.t soft&contain gelatin,o.t chewing gum, medical pastilles&drops, white chocolate	3.424.458	26.878.406	9.187.684	71.999.396
18010000	Cocoa beans, whole or broken, raw or roasted	2.999.894	20.159.306	8.025.091	50.663.693
18020000	Cocoa shells, husks, skins and oth cocoa waste	429.060	5.278.062	142.530	852.789
18031000	Cocoa paste, defatted	1.335.409	12.493.294	6.738.228	64.672.714
18032000	Cocoa paste, wholly or partly defatted	5.274.419	41.541.149	12.180.749	85.034.543
18040000	Cocoa butter, fat and oil	19.541.421	129.912.256	86.237.632	616.402.086
18050000	Cocoa powder, not containing added sugar or other sweetening matter	12.330.219	110.320.023	24.035.421	231.744.854
18061000	Cocoa powder, containing added sugar or other sweetening matter	1.661.946	7.947.078	1.045.374	5.113.727
18062010	Chocolate confectionery blocks, slabs or bars weighing more than 2 kg	624.819	6.645.973	1.487.939	14.749.290
18062090	Chocolate, liquid,paste,granular or other bulk form in containers or immediate packings, of a content exceeding 2 kg	414.519	2.386.783	547.546	3.476.942
18063100	Chocolate and other food preparations containing cocoa, filled, in blocks, slabs, bars, weight <= 2kg	23.877	298.886	170.086	1.896.508
18063200	Chocolate and other food preparations containing cocoa, not filled, in blocks, slabs, bars, weight <= 2kg	30.826	146.149	141.530	739.428
18069010	Chocolate confectionery in tablets or pastilles	84.495	742.274	524.094	4.172.335
18069030	Food preparations of flour, meal, starch/malt extract, contain >=40 % but < 50 % by weight of cocoa	3.798	14.337	16.697	70.141
18069040	Food preparation of head 04.01-04.04, contain >=5% but <10% by weight of cocoa,for infant/young children,not retail sale	221	5.616	2.088	23.418
18069090	Chocolate and food preparation contain cocoa other than 1806.10.00-1806.90.40	2.564.340	12.660.548	5.525.193	30.871.686
19011010	Preparations suitable for infants or young children of malt extract, not contain or contain < 40% cocoa, for retail sale	62.252	517.064	309.481	2.555.963

Tabel 3 : Ekspor Indonesia menurut Komoditi ( Kode HS 8 digit )

		November 2021			
Kode H S	Uraian golongan barang	Berat bersih (Kg)		Nilai F.O.B. ( U S \$ )	
		Bulan ini	Kumulatif	Bulan ini	Kumulatif
(1)	(2)	(3)	(4)	(5)	(6)
19011020	Preparations suitable for infants or young children of HS 04.01-04.04, not contain or contain <5% cocoa,for retail sale	625.636	8.220.049	2.368.838	29.248.197
19011030	Preparations suitable for infants or young children of soya-bean powder, not contain/contain <40% cocoa,for retail sale	5.888	342.538	19.849	1.126.758
19011092	Food preparations of flour,groats,meal,starch,for children 1-3 years old, for retail sale, o.t HS 1901.10.10-1901.10.91	34	440	688	7.972
19011099	Food preparations of flour,groats,meal,starch for infant or >3 years old,for retail sale, o.t HS 1901.10.10-1901.10.91	628.942	6.890.722	2.057.991	24.096.780
19012010	Mixes&doughs for preparation of bakers' wares of head 19.05,of flour, groats, meal,starch/malt extract,not contain cocoa	251.208	3.453.015	346.765	4.804.011
19012020	Mixes&doughs for preparation of bakers' wares of head 19.05,of flour, groats, meal,starch/malt extract, containing cocoa	-	480	-	1.028
19012030	Mixes&doughs for preparation of bakers' wares of HS 1905, not contain cocoa,oth of flour,groats,meal,starch/malt extract	189.354	2.116.322	372.270	3.775.552
19012040	Mixes&doughs for preparation of bakers' wares of HS 1905, contain cocoa, oth of flour,groats,meal,starch/malt extract	4.278	31.146	10.826	87.208
19019011	Medical foods, preparations suitable for infants/young children, not put up for retail sale	-	14	-	53
19019019	Food preparations suitable for infants/young children, not put up for retail sale, other than medical foods	164.286	333.780	258.139	582.021
19019020	Malt extract	95.904	420.093	883.660	3.669.150
19019031	Filled milk, of goods of heading 04.01 to 04.04	-	18.526	-	26.396
19019032	Food preparation of goods of HS 04.01-04.04, containing cocoa powder, other than filled milk	12.432	40.724	6.711	58.713
19019039	Food preparation of goods of HS 04.01-04.04, not containing cocoa powder, other than filled milk	134.444	1.508.708	505.257	5.367.297
19019041	Soya based preparation, in powder form	-	383	-	589
19019049	Soya based preparation, other than in powder form	2.970	45.911	15.191	227.170
19019091	Medical foods, other than preparations suitable for infants or young childrens	-	785	-	1.336
19019099	Food preparations suitable not for infants/young children, other than 1901.10.10-1901.90.91	1.591.953	20.477.577	3.966.015	52.018.572
19021100	Uncooked pasta, not stuffed/othwise prepared, containing eggs	5.223	205.710	6.343	361.276
19021920	Rice vermicelli (including bee hoon), uncooked, not stuffed/othwise prepared, not containing eggs	14.501	344.649	14.747	172.215
19021931	Transparent vermicelli of corn, uncooked, not stuffed/otherwise prepared, not containing eggs	13.077	35.275	18.372	41.460
19021939	Transparent vermicelli, uncooked, not stuffed/otherwise prepared, not containing eggs, other than of corn	201	2.752	459	3.969
19021940	Noodles, uncooked, not stuffed/otherwise prepared, not containing eggs, oth than rice vermicelli& transparent vermicelli	242.491	1.900.405	331.929	2.746.806
19021990	Uncooked pasta, not stuffed/otherwise prepared, not containing eggs, other than rice vermicelli& transparent vermicelli	1.052.172	9.117.096	1.322.689	11.915.764
19022010	Stuffed pasta with meat or meat offal, whether or not cooked or otherwise prepared	3.093	3.108	7.177	7.226
19022030	Stuffed pasta with fish, crustaceans or molluscs, whether or not cooked or otherwise prepared	75	4.959	634	25.953
19022090	Stuffed pasta whether or not cooked/otherwise prepared,other than stuffed with meat/meat offal,fish,crustaceans/molluscs	3.755	41.807	21.471	195.716
19023020	Rice vermicelli (including bee hoon), cooked or otherwise prepared, other than stuffed	11.297	94.170	22.090	152.470
19023030	Transparent vermicelli, cooked or otherwise prepared, other than stuffed	65.261	388.033	115.677	592.895
19023040	Instant noodles, whether or not cooked or otherwise prepared, other than stuffed	12.310.312	141.520.266	20.211.498	227.093.853

Tabel 3 : Ekspor Indonesia menurut Komoditi ( Kode HS 8 digit )

November 2021

Kode H S	Uraian golongan barang	Berat bersih (Kg)		Nilai F.O.B. ( U S \$ )	
		Bulan ini	Kumulatif	Bulan ini	Kumulatif
(1)	(2)	(3)	(4)	(5)	(6)
19023090	Cooked pasta, not stuffed, other than rice vermicelli, transparent vermicelli, instant noodles	2.593.562	22.659.501	5.122.659	38.546.165
19030000	Tapioca & substitutes therefor prepared from starch, in the form of flakes, grains, pearls, siftings or in similar forms	760.661	8.554.658	861.872	6.926.861
19041010	Prepared food obtained by the swelling/roasting of cereals/cereal products, containing cocoa	25.253	132.078	84.201	501.904
19041090	Prepared food obtained by the swelling/roasting of cereals/cereal products, not containing cocoa	1.117.690	3.048.730	602.074	7.006.237
19042010	Prepared foods obtained from unroasted cereal flakes	19.434	204.525	78.384	599.028
19042090	Prepared foods obtained from mixtures of unroasted cereal flakes and roasted cereal flakes or swelled cereals	2.547.140	5.123.346	3.844.703	8.916.494
19043000	Bulgur wheat	40	3.286	67	17.039
19049010	Rice preparations, including pre-cooked rice	7.370	93.231	5.496	232.394
19049090	Cereals (oth maize (corn)), in grain form/other worked grains (except flour, groats&meal), pre?cooked/otherwise prepared	463.714	4.161.883	854.370	11.685.427
19051000	Crispbread, whether or not containing cocoa	78.569	1.306.893	168.322	2.031.152
19052000	Gingerbread and the like, whether or not containing cocoa	27.913	105.896	43.486	129.497
19053110	Sweet biscuits, not containing cocoa	9.955.299	65.119.699	33.416.691	176.792.333
19053120	Sweet biscuits, containing cocoa	5.617.752	46.599.249	10.681.885	91.065.747
19053210	Waffles	762.985	5.345.570	2.393.457	17.123.978
19053220	Wafers	16.091.405	139.591.313	38.873.823	327.543.741
19054010	Rusk, toasted bread & similar toasted product, not containing added sugar, honey, eggs, fats, cheese or fruit	-	27.060	-	27.030
19054090	Rusk, toasted bread & similar toasted product, containing added sugar, honey, eggs, fats, cheese or fruit	38.629	633.130	133.411	1.750.312
19059010	Unsweetened teething biscuits	1.322.593	13.077.619	2.642.219	26.418.101
19059020	Unsweetened biscuits, other than teething biscuits	75.323	1.030.842	221.025	2.221.355
19059030	Cakes	232.776	844.930	868.084	3.053.368
19059040	Pastries	63.843	440.859	93.810	902.081
19059050	Flourless bakers' wares	1.330	28.208	1.662	28.123
19059070	Communion wafers, sealing wafers, rice paper and similar products	5.400	11.474	15.120	29.448
19059080	Crisp savoury food products, nec in heading 1905, whether or not containing cocoa	366.168	3.339.605	888.147	9.353.869
19059090	Bread,pastry,cake,biscuit&oth bakers' wares,won contain cocoa,sealing wafer,rice paper&sim, o.t HS 1905.10.00-1905.90.80	1.447.438	12.718.230	2.832.063	28.630.340
20011000	Cucumbers and gherkins, prepared or preserved by vinegar or acetic acid	-	3	-	28
20019090	Vegetables,fruit,nuts&other edible parts of plants, prepared/preserved by vinegar/acetic acid,o.t cucumber,gherkin,onion	19.183	39.097	15.539	84.244
20021000	Tomatoes, whole or pieces, prepared or preserved otherwise than by vinegar or acetic acid	-	1	-	31
20029010	Tomato paste, prepared or preserved otherwise than by vinegar or acetic acid	-	28	-	135
20029020	Tomato powder, prepared or preserved otherwise than by vinegar or acetic acid	-	200	-	1.744
20029090	Tomatoes not whole or in pieces, prepared/preserved otherwise than by vinegar or acetic acid, other than paste&powder	-	0	-	1
20031000	Mushrooms of the genus Agaricus, prepared or preserved othwise than by vinegar or acetic acid	330.199	2.030.864	603.367	3.722.445
20039090	Mushrooms, prepared or preserved othwise than by vinegar or acetic acid, other than mushrooms of the genus Agaricus	-	359	-	1.663
20041000	Potatoes, prepared or preserved otherwise than by vinegar or acetic acid, frozen, other than products of heading 20.06	-	1.487	-	2.198
20049010	Vegetable&mix,preserved o.t by vinegar/acetic acid,frozen,o.t 20.06,o.t tomato,mushroom,potato, for infant/young child	3.528	21.115	8.832	84.411

**Tabel 3 : Ekspor Indonesia menurut Komoditi ( Kode HS 8 digit )**

**November 2021**

Kode H S	Uraian golongan barang	Berat bersih (Kg)		Nilai F.O.B. ( U S \$ )	
		Bulan ini	Kumulatif	Bulan ini	Kumulatif
(1)	(2)	(3)	(4)	(5)	(6)
20049090	Vegetable&mix,preserved o.t by vinegar/acetic acid,frozen,o.t 20.06,o.t tomato,mushroom,potato,not for infant/youngchild	166.584	1.364.495	382.769	3.157.918
20051090	Homogenised vegetable not in airtight container,not retail sale,not frozen,prepared/preserved oth by vinegar/acetic acid	9.129	14.679	25.300	41.172
20052011	Potatoes chips&sticks in airtight container, retail sale, not frozen,not prepared/preserved by vinegar/acetic acid	42.235	197.886	227.280	835.191
20052019	Potato chips&sticks not in airtight container, not retail sale,not frozen,not prepared/preserved by vinegar/acetic acid	25.664	72.563	39.010	165.964
20052099	Potato not in airtight container,not retail sale,not frozen,not prepared/preserved by vinegar/acetic acid,o.t chip&stick	10.452	25.378	86.172	230.113
20054000	Peas, prepared or preserved otherwise than by vinegar or acetic acid, not frozen, other than products of heading 20.06	400	1.162	1.054	3.767
20055100	Beans,shelled, prepared/preserved otherwise than by vinegar/acetic acid, not frozen,other than products of heading 20.06	-	8.621	-	20.707
20055910	Beans in airtight container,retail sale, prepared/preserved otherwise than by vinegar/acetic acid,not frozen,o.t shelled	12.138	20.229	8.480	21.214
20055990	Beans o.t in airtight container for retail sale, prepared/preserved oth by vinegar/acetic acid,not frozen,o.t shelled	108	674	304	1.279
20058000	Sweet corn, prepared/preserved otherwise than by vinegar/acetic acid, not frozen, other than products of heading 20.06	-	41	-	444
20059100	Bamboo shoots,prepared/preserved otherwise than by vinegar/acetic acid, not frozen, other than products of heading 20.06	40	830	10	259
20059910	Vegetbl&mix of vege in airtight container,retail sale,prepare/preserve o.t vinegar/acetic acid, o.t HS 2005.10-2005.91	-	6.412	-	13.711
20059990	Vegetbl&mix of vege not in airtight container,not retail,prepare/preserve oth vinegar/acetic acid,o.t HS 2005.10-2005.91	251.268	1.915.909	295.623	2.266.209
20060000	Vegetables, fruit, nuts, fruit-peel and other parts of plants, preserved by sugar (drained, glace or crystallised)	-	74.059	-	57.429
20071000	Jams,fruit jellies, marmalades,fruit/nut, homogenised preparations, obtained by cooking, won cont added sugar/oth sweet	44.363	257.933	71.140	401.886
20079100	Jams, jellies,marmalades,of citrus fruit,not homogenised preparations,obtained by cooking,won cont added sugar/oth sweet	5	1.953	5	2.338
20079910	Fruit pastes oth of mangoes, pineapples or strawberries,not homogenised preparations,won cont added sugar/oth sweet	30.868	694.234	142.710	1.976.599
20079920	Jams and fruit jellies oth of citrus fruit,not homogenised preparations,won cont added sugar/oth sweet	1.721	42.602	2.812	101.860
20079990	Fruit pastes of mangoes, pineapples or strawberries,not homogenised preparations,won cont added sugar/oth sweet	305.226	3.348.742	862.510	11.723.507
20081110	Roasted ground nuts, otherwise prepared/preserved won contain sugar/sweetening matter	125.609	1.132.511	403.727	3.646.320
20081120	Peanut butter, otherwise prepared/preserved won contain sugar/sweetening matter	18.295	265.892	50.043	701.663
20081190	Ground nuts, otherwise prepared/preserved won contain sugar/sweetening matter, other than roasted&peanut butter	103.639	1.062.881	402.838	3.703.577
20081910	Cashew nut including mixture, otherwise prepared/preserved won contain sugar/sweetening matter	71.417	319.390	835.163	2.448.931
20081991	Nut including mixture,roasted,otherwise prepared/preserved won contain sugar/sweetening matter,o.t gorund nut,cashew nut	1.500	65.601	2.550	94.729



Tabel 3 : Ekspor Indonesia menurut Komoditi ( Kode HS 8 digit )

November 2021

Kode H S	Uraian golongan barang	Berat bersih (Kg)		Nilai F.O.B. ( U S \$ )	
		Bulan ini	Kumulatif	Bulan ini	Kumulatif
(1)	(2)	(3)	(4)	(5)	(6)
20081999	Nut including mixture,not roasted,otherwise prepared/preserved won contain sugar/sweetening matter,other than cashew nut	21.268	624.910	78.680	1.451.326
20082010	Pineapple in airtight container, for retail sale, otherwise prepared/preserved won contain sugar/sweetening matter	-	1.011	-	3.045
20082090	Pineapple not in airtight container for retail sale, otherwise prepared/preserved won contain sugar/sweetening matter	24.038.016	210.612.673	29.248.842	262.344.665
20083010	Citrus fruits, otherwise prepared/preserved, containing added sugar or other sweetening matter or spirit	-	1.051	-	1.133
20083090	Citrus fruits, otherwise prepared/preserved, not containing added sugar or other sweetening matter or spirit	527	14.420	1.171	4.711
20086090	Cherries, otherwise prepared/preserved, not containing added sugar or other sweetening matter or spirit	1	1	2	2
20088000	Strawberries, otherwise prepared/preserved whether or not contain sugar/sweetening matter	100	820	476	3.903
20089710	Mix of stems,roots&other edible parts of plants,not incl fruits/nuts won contain added sugar/other sweetener or spirit	-	7.420	-	23.923
20089720	Mix of stems,roots&other edible parts of plants, including fruits/nuts, contain added sugar/other sweetener or spirit	801.139	6.451.387	969.726	7.643.977
20089790	Mix of stems,roots&other edible parts of plants, including fruits/nuts, not contain added sugar/other sweetener/spirit	-	256	-	174
20089920	Longans, otherwise prepared/preserved whether or not contain sugar/sweetening matter	-	252	-	433
20089930	Stems,roots&other edible part of plant,not incl fruit/nut,othwise prepared/preserved won contain sugar/sweetening matter	68.900	604.993	45.216	403.181
20089940	Stems,roots&other edible part of plant,including fruit/nut,othwise prepared/preserved, contain sugar/sweetening matter	18.480	162.466	22.792	205.153
20089990	Stems,roots&other edible part of plant,includ fruit/nut,othwise prepared/preserved, not contain sugar/sweetening matter	1.087.985	9.205.944	1.870.117	15.984.877
20091900	Orange juice, not frozen, of a Brix value exceeding 20	128.032	378.009	107.695	382.058
20092900	Grapefruit (including pomelo) juice, of a brix value exceeding 20	7.712	29.483	34.864	149.762
20093900	Juice of any other single citrus fruit, of a brix value exceeding 20	207	3.611	176	13.696
20094100	Pineapple juice, of a brix value not exceeding 20	67.200	228.480	18.143	83.285
20094900	Pineapple juice, of a brix value exceeding 20	2.151.991	25.368.815	3.675.919	44.284.887
20096900	Grape juice (including grape must), of a brix value exceeding 20	4.685	18.304	1.513	33.449
20097900	Apple juice, of a brix value exceeding 20	2.358	48.948	3.691	113.264
20098190	Cranberry juice not suitable for infants or young children	-	17.001	-	2.418
20098999	Juice, other than HS 2009.11.00-2009.89.10, not suitable for infants or young children	444.235	2.389.352	597.663	3.251.570
20099091	Mixtures of juices, not suitable for infants or young children, ready for immediate consumption	41.967	1.101.687	125.532	1.065.578
20099099	Mixtures of juices, not suitable for infants or young children, not ready for immediate consumption	5.267	78.380	5.797	543.732
21011110	Instant coffee	1.807.700	29.235.814	7.568.473	98.140.190
21011190	Extracts, essences and concentrates of coffee, other than instant coffee	196.910	1.543.723	867.234	7.131.387
21011210	Mixtures in paste form with a basis of ground roasted coffee, containing vegetable fats	89.460	510.608	266.277	1.702.263
21011291	Coffee preparation with a basis of extracts, essences or concentrate containing added sugar, won containing creamer	14.893.518	134.302.536	42.324.321	403.168.903
21011292	Coffee preparation with a basis of ground roasted coffee containing added sugar, whether or not containing creamer	13.575	63.671	24.470	150.685
21011299	Mixtures not in paste form with a basis of ground roasted coffee, containing vegetable fats	1.045.100	7.295.951	2.857.617	20.008.205

Tabel 3 : Ekspor Indonesia menurut Komoditi ( Kode HS 8 digit )

		November 2021			
Kode H S	Uraian golongan barang	Berat bersih (Kg)		Nilai F.O.B. ( U S \$ )	
		Bulan ini	Kumulatif	Bulan ini	Kumulatif
(1)	(2)	(3)	(4)	(5)	(6)
21012020	Tea extracts for the manufacture of tea preparations, in powder form	9.686	64.877	60.920	362.307
21012030	Preparations of tea consisting of a mixture of tea, milk powder and sugar	86.436	475.145	180.198	1.471.023
21012090	Extracts, essences&concentrates, of tea or matØ, not in powder form, not consisting of mixture of tea,milk powder&sugar	135.383	779.993	405.620	3.208.947
21013000	Roasted chicory and oth roasted coffee substitutes, and extracts, essences and concentrates thereof	163	148.907	1.690	144.543
21021000	Active yeasts	1.663	28.708	5.557	102.549
21022010	Inactive yeasts, of a kind used in animal feeding	761.000	10.182.072	291.941	2.969.369
21022090	Inactive yeasts, of a kind not used in animal feeding	500	34.806	3.300	111.921
21023000	Prepared baking powders	7.386	206.902	34.877	569.694
21031000	Soya sauce	1.757.977	13.985.234	2.545.116	20.702.160
21032000	Tomato ketchup and oth tomato sauces	57.031	658.862	69.997	734.988
21033000	Mustard flour and meal and prepared mustard	18.175	78.089	38.675	178.113
21039011	Chilli sauce	642.339	7.312.763	1.211.657	12.890.166
21039012	Fish sauce	-	344	-	851
21039013	Sauces other than Chilli sauce or Fish sauce	90.551	994.114	412.305	3.814.555
21039019	Preparations of sauces	4.959.187	45.328.030	13.956.750	147.638.263
21039021	Shrimp paste including belachan (blachan)	423.845	3.525.101	338.797	1.839.344
21039029	Mixed condiments and mixed seasonings other than shrimp paste	275.876	2.572.875	969.016	9.949.805
21041019	Soups and broths & preparation therefor containing meat, not suitable for infants or young children	3.566	30.333	8.260	79.796
21041099	Soups and broths & preparation therefor, not containing meat, not suitable for infants or young children	31.357	311.587	91.582	960.865
21042019	Homogenised composite food preparation, containing meat, not suitable for infants or young children	110.292	943.419	105.419	954.609
21042091	Homogenised composite food preparation, not containing meat, suitable for infants or young children	-	304	-	3.188
21042099	Homogenised composite food preparation, not containing meat, not suitable for infants or young children	770	7.078	1.881	27.168
21050000	Ice cream and other edible ice, whether or not containing cocoa	1.627.728	15.382.959	3.205.680	32.646.025
21061000	Protein concentrates and textured protein substances	8.825	40.804	50.626	209.720
21069011	Dried bean curd and dried bean curd stick	24.811	126.649	63.867	334.906
21069012	Fresh soybean curd (tofu)	1	565	35	5.360
21069019	Beancurd, other than dried bean curd,dried bean curd stick,fresh soybean curd (tofu)	29.782	383.794	48.387	512.167
21069030	Non-dairy creamer	3.729.663	26.048.221	5.582.205	39.907.069
21069041	Autolysed yeast extracts in powder form	4.580	48.922	40.224	372.992
21069049	Autolysed yeast extracts not in powder form	21.750	3.483.422	52.586	3.926.259
21069053	Ginseng based products	165	42.671	556	76.485
21069054	Non-alcoholic preparations used as raw material for the manufacture of composite concentrates, other than ginseng	915.750	2.309.615	1.086.327	3.101.625
21069055	Non-alcoholic, composite concentrates for simple dilution with water to make beverages, other than ginseng	2.719.369	43.969.239	5.759.358	80.215.785
21069059	Non-alcoholic preparations of a kind used for the making/for the manufacture of beverages oth than HS 21069053-21069055	191.634	2.188.737	680.940	7.715.006
21069062	Preparations of a kind used as raw material for the manufacture of alcoholic beverage, not in liquid form	6.400	38.840	25.221	148.577
21069067	Alcoholic preparations, of a kind used for the manufacture of alcoholic beverages, not in liquid form	-	335	-	1.898
21069069	Alcoholic preparations of a kind used for the making or for the manufacture of beverages oth than HS 21069066-21069067	3	112	26	2.502
21069071	Food supplements based on ginseng	91	16.407	756	125.473
21069072	Food supplements based on other than ginseng	767.700	5.198.985	7.521.513	57.440.772
21069073	Fortificant premixes	241	241	13	13

Tabel 3 : Ekspor Indonesia menurut Komoditi ( Kode HS 8 digit )

November 2021

Kode H S	Uraian golongan barang	Berat bersih (Kg)		Nilai F.O.B. ( U S \$ )	
		Bulan ini	Kumulatif	Bulan ini	Kumulatif
(1)	(2)	(3)	(4)	(5)	(6)
21069081	Food preparations for lactase deficient infants or young children	8.121	51.181	41.749	261.088
21069089	Food preparations not for lactase deficient infants or young children	18.782	125.109	84.579	485.880
21069091	Food preparation,mix of chemicals with foodstuffs/oth substances with nutritive value,of a kind used for food processing	134.351	1.525.106	400.325	4.389.398
21069092	Flavoured or coloured syrups	71.848	555.487	60.117	600.089
21069095	Seri kaya	1.290	7.709	6.384	33.348
21069096	Medical foods n.e.c. in heading no. 2106	14.468	183.909	174.768	2.168.311
21069097	Tempeh	39.298	309.879	126.892	919.671
21069098	Flavouring preparations, nec in heading 21.06	325.897	3.776.380	2.650.472	28.184.385
21069099	Food preparations not elsewhere specified or included, nec in heading 21.06	20.440.296	190.854.153	35.323.085	310.276.959
22011010	Mineral waters	11.266.338	106.081.146	1.379.721	13.016.743
22011020	Aerated waters	-	35.631	-	28.687
22019090	Water, not containing added sugar/sweetening matter nor flavoured, other than mineral water & aerated water	738.486	4.927.648	356.673	2.615.718
22021010	Sparkling mineral waters or aerated waters, flavoured	1.039.519	9.471.986	703.694	6.127.882
22021090	Waters, containing added sugar or other sweetening matter or flavoured, other than sparkling mineral/aerated waters	2.329.798	31.646.735	1.663.880	24.276.468
22029100	Non-alcoholic beer	2.031	9.064	7.126	38.837
22029910	Flavoured UHT milk drinks	251.339	1.768.204	325.745	2.255.195
22029920	Soya milk drinks	471	1.326	1.189	1.708
22029940	Coffee based drinks or coffee flavoured drinks	887.298	2.406.471	748.000	2.137.245
22029950	Non-aerated beverages ready for immediate consumption without dilution, other than HS 2202.91.00-2202.99.40	5.463.671	43.977.859	2.772.782	23.162.147
22029990	Aerated beverages ready for immediate consumption without dilution, other than HS 2202.91.00-2202.99.40	648.470	6.672.419	2.981.639	17.709.364
22030011	Stout or porter of an alcoholic strength by volume not exceeding 5.8 % vol	11	12	10	11
22030019	Stout or porter of an alcoholic strength by volume exceeding 5.8 % vol	236	573.099	326	632.685
22030091	Beer made from malt, including ale of an alcoholic strength by volume not exceeding 5.8 % vol, other than stout/porter	-	108.806	-	59.878
22030099	Beer made from malt, including ale of an alcoholic strength by volume exceeding 5.8 % vol, other than stout/porter	599.055	6.098.046	444.386	4.500.909
22041000	Sparkling wine	297	525	7.694	9.396
22042111	Wine of an alcoholic strength by volume not exceeding 15 % vol, in container holding 2 l or less	-	22.869	-	307.791
22042113	Wine of an alcoholic strength by volume exceeding 15% vol but not exceeding 23% vol, in container holding 2 l or less	-	159	-	1.562
22042911	Wine of an alcoholic strength by volume not exceeding 15 % vol, in container holding > 10 l	-	1.889	-	11.362
22042914	Wine of an alcoholic strength by volume exceeding 23% vol, in container holding > 10 l	-	2.520	-	14.084
22060010	Cider or perry	-	58.608	-	52.884
22060039	Coconut palm toddy in container holding more than 2 l	259	10.387	159	50.400
22060091	Rice wine (including medicated rice wine), nec in heading 22.03 or 22.06	-	526	-	515
22060099	Fermented beverages nec in heading no. 22.03-22.06	17	7.836	304	8.779
22071000	Undenatured ethyl alcohol of an alcoholic strength by volume of 80 % vol or higher	9.441.094	58.102.202	9.493.375	61.781.760
22072011	Denatured ethyl alcohol, including methylated spirits, of an alcoholic strength by volume exceeding 99 % vol	-	18.720	-	35.006
22072019	Denatured ethyl alcohol, including methylated spirits, of an alcoholic strength by volume not exceeding 99 % vol	13.440	87.360	19.756	131.778
22072090	Ethyl alcohol&other spirits, denatured, of any strength, other than denatured ethyl alcohol including methylated spirits	26.243	89.766	39.038	146.794
22082090	Spirits obtained by distilling grape wine or grape marc, other than brandy	10	121.450	26	366.076

Tabel 3 : Ekspor Indonesia menurut Komoditi ( Kode HS 8 digit )

November 2021

Kode H S	Uraian golongan barang	Berat bersih (Kg)		Nilai F.O.B. ( U S \$ )	
		Bulan ini	Kumulatif	Bulan ini	Kumulatif
(1)	(2)	(3)	(4)	(5)	(6)
22084000	Rum and other spirits obtained by distilling fermented sugar-cane products	8	8	42	42
22085000	Gin and Geneva	-	589	-	4.819
22086000	Vodka	22	151	174	716
22087010	Liqueurs and cordials of an alcoholic strength by volume not exceeding 57 % vol	-	19	-	217
22087090	Liqueurs and cordials of an alcoholic strength by volume exceeding 57 % vol	-	15	-	130
22089099	Spirituos beverages of an alcoholic strength by volume exceeding 1.14 % vol, other than HS 2208.20.50-2208.90.80	-	19.902	-	22.019
22090000	Vinegar and substitutes for vinegar obtained from acetic acid	17.106	169.908	6.299	442.337
23011000	Flours, meals and pellets, of meat or meat offal, greaves	-	1.462	-	20.746
23012010	Flours, meals & pellets, of fish, with a protein content < 60% by weight	160.000	1.006.850	145.936	879.583
23012020	Flours, meals & pellets, of fish, with a protein content > 60% by weight	60.000	901.004	22.415	443.014
23012090	Flours, meals & pellets, of crustaceans/molluscs/oth aquatic invertebrates	524.376	2.602.857	314.193	1.317.374
23021000	Bran, sharps and other residues, of maize (corn)	1.257.140	10.502.516	212.377	1.774.871
23023010	Bran and pollard of wheat	79.289.550	432.074.415	18.199.916	102.115.490
23023090	Sharps and other residues, of wheat, other than bran and pollard	1.757.000	80.712.254	424.827	17.296.815
23024010	Bran,sharps &oth residues, whether or not in the form of pellets, derived from the sifting, milling/oth working, of rice	-	114.000	-	46.254
23024090	Bran,sharps&oth residu,whether/not in the form of pellet,derived from the sifting,milling/oth working,of cereal,oth rice	82.250	969.249	37.445	311.955
23031010	Residues of starch manufacture and similar residues of manioc (cassava) or sago	-	1.830	-	2.818
23031090	Residues of starch manufacture and similar residues other than manioc (cassava) or sago	370.000	5.257.228	181.753	2.519.447
23032000	Beetpulp, bagasse and oth waste of sugar manufacture	194.600	5.617.537	49.034	1.311.674
23040090	Oil-cake and other solid residues, resulting from the extraction of soya-bean oil, other than defatted soya-bean flour	9.163.350	9.254.657	5.030.679	5.122.285
23050000	Oil-cake & oth solid residues, won ground or in the form of pellets, resulting from the extraction of ground-nut oil	-	100	-	403
23061000	Oil-cake & oth solid residues, w.o.n ground or in the form of pellets, resulting from the extraction of cotton seeds	127.100	2.364.121	38.866	664.239
23063000	Oil-cake & oth solid residues, w.o.n ground or in the form of pellets, resulting from the extraction of sunflower seeds	370	2.748	640	9.327
23064920	Oil-cake and other solid residues, of colza seeds oth low erucic acid	40.000	880.000	11.974	231.147
23065000	Oil-cake & oth solid residues, w.o.n ground or in the form of pellets, resulting from the extraction of coconut or copra	28.229.065	203.509.101	4.812.856	41.284.128
23066010	Oil-cake and other solid residues, of palm nuts or kernels, ground or in the form of pellets	217.403.098	2.458.151.026	32.812.341	371.337.084
23066090	Oil-cake and other solid residues, of palm nuts or kernels, other than ground or in the form of pellets	194.857.906	2.546.821.236	59.760.281	634.563.257
23069010	Oil-cake & oth solid residues, w.o.n ground or in the form of pellets, resulting from the extraction of maize(corn) germ	1.212.788	8.236.884	194.016	1.279.930
23069090	Oil-cake&other solid residu,w.o.n ground/in pellet form, from extraction of vegetable fat/oil, o.t 2306.10.00-2306.90.10	7.075.600	163.613.244	6.279.877	123.613.708
23080000	Vegetable materials&waste,vegetable residues, whether or not in pellets form, used in animal feeding, not else specified	12.785.662	42.789.395	1.959.378	13.541.922
23091010	Dog or cat food, put up for retail sale, containing meat	-	268	-	4.583
23091090	Dog or cat food, put up for retail sale, not containing meat	361.973	2.048.169	497.672	2.825.024
23099011	Complete feed of a kind suitable for poultry	558.306	4.754.262	662.621	4.164.945
23099012	Complete feed of a kind suitable for swine	5.794.074	102.650.803	5.181.579	78.197.982
23099013	Complete feed of a kind suitable for prawns	-	0	-	9

Tabel 3 : Ekspor Indonesia menurut Komoditi ( Kode HS 8 digit )

November 2021

Kode H S	Uraian golongan barang	Berat bersih (Kg)		Nilai F.O.B. ( U S \$ )	
		Bulan ini	Kumulatif	Bulan ini	Kumulatif
(1)	(2)	(3)	(4)	(5)	(6)
23099019	Complete feed of a kind suitable for animal other than poultry,swine,prawns,primates	77.690	460.237	63.448	418.590
23099020	Premixes, feed supplements or feed additives	-	72.906	-	286.847
23099090	Preparations of a kind used in animal feeding, other than HS 2309.10.10-2309.90.20	207.065	5.055.004	309.622	5.043.486
24011010	Tobacco, not stemmed/stripped, virginia type, flue-cured	-	1	-	34
24011020	Tobacco, not stemmed/stripped, virginia type, other than flue-cured	-	80.662	-	1.443.850
24011050	Tobacco, not stemmed/stripped, flue-cured, other than virginia and burley type	-	234.444	-	709.257
24011090	Tobacco, not stemmed/stripped, other than flue-cured, virginia and burley type	484.687	6.044.100	6.620.072	57.703.311
24012010	Tobacco, partly or wholly stemmed/stripped, virginia type, flue-cured	297.000	4.099.908	1.672.110	28.262.907
24012020	Tobacco, partly or wholly stemmed/stripped, virginia type, other than flue-cured	-	197.144	-	479.487
24012030	Tobacco, partly or wholly stemmed/stripped, oriental type	-	69.127	-	185.958
24012040	Tobacco, partly or wholly stemmed/stripped, burley type	-	225.726	-	946.505
24012050	Tobacco, partly or wholly stemmed/stripped, flue-cured, other than virginia,oriental and burley type	253.160	2.649.129	3.602.407	25.035.949
24012090	Tobacco, partly or wholly stemmed/stripped, other than flue-cured, virginia, oriental and burley type	811.905	9.596.630	6.028.603	65.522.471
24013010	Tobacco stems	9.600	94.861	554.187	2.093.024
24013090	Tobacco refuse, other than tobacco stems	90.691	433.687	564.629	2.780.689
24021000	Cigars, cheroots and cigarillos, containing tobacco	304.710	3.858.485	5.691.809	78.982.344
24022010	Cigarettes containing tobacco, beedies	-	6.328	-	97.731
24022020	Cigarettes containing tobacco, clove cigarettes	1.510.640	11.983.560	16.241.291	118.988.508
24022090	Cigarettes containing tobacco, other than beedies and clove cigarettes	7.445.150	65.764.071	64.478.956	562.263.733
24029010	Cigars, cheroots and cigarillos of tobacco substitutes	-	1	-	67
24029020	Cigarettes of tobacco substitutes	26.850	114.758	176.281	942.659
24031100	Water pipe tobacco specified in Subheading Note 1 to this Chapter	3.566	45.713	6.177	85.560
24031911	Ang Hoon, packed for retail sale	-	6.560	-	46.031
24031919	Smoking tobacco,w.o.n containing tobacco substitutes, packed for retail sale, other than Ang Hoon and water pipe tobacco	43.663	359.963	908.492	6.648.266
24031920	Manufactured tobacco for the manufacture of cigarettes,other than water pipe tobacco and Ang Hoon	377.991	3.987.182	3.062.154	30.168.057
24031991	Ang Hoon, packed not for retail sale	-	1	-	1
24031999	Smoking tobacco,w.o.n containing tobacco substitutes,packed not for retail sale,other than Ang Hoon & water pipe tobacco	75.869	1.497.627	1.185.918	19.143.549
24039190	Homogenised" or reconstituted tobacco, packed not for retail sale	10.860	324.029	198.599	5.144.936
24039910	Tobacco extracts and essences	440	3.947	66.000	272.195
24039940	Snuff, whether or not dry	2	6	255	1.275
24039950	Chewing and sucking tobacco	-	140	-	1.150
24039990	Manufactured tobacco and manufactured tobacco substitutes, other than HS 2403.11.00 - 2403.99.50	58.328	1.406.220	413.271	10.563.795
25010010	Table salt	23.713	213.844	24.278	106.963
25010020	Unprocessed rock salt	-	2.501	-	434
25010050	Sea water	-	5.049	-	10.454
25010092	Salt with NaCl content >=97% but <99.9%,calculated on dry basis,o.t table salt&unprocessed rock salt	400	3.925	160	1.870
25010099	Salt&pure NaCl,w.o.n in aqueous solution/containing added anti-caking/free-flowing agent,o.t HS 2501.00.10-2501.00.92	63	40.458	352	44.418
25030000	Sulphur of all kinds, other than sublimed sulphur, precipitated sulphur and colloidal sulphur	-	24.001	-	10.815
25041000	Natural graphite, in powder or in flakes	-	7	-	61
25051000	Silica sands and quartz sands	48.700.000	48.700.000	827.900	827.900
25061000	Quartz	98.400.000	1.177.439.003	1.672.800	19.644.117

Tabel 3 : Ekspor Indonesia menurut Komoditi ( Kode HS 8 digit )

		November 2021			
Kode H S	Uraian golongan barang	Berat bersih (Kg)		Nilai F.O.B. ( U S \$ )	
		Bulan ini	Kumulatif	Bulan ini	Kumulatif
(1)	(2)	(3)	(4)	(5)	(6)
25062000	Quartzite	-	46	-	300
25070000	Kaolin and other kaolinic clays, whether or not calcined	13.457.155	143.592.018	1.214.559	11.247.781
25090000	Chalk	-	2.459	-	1.959
25102010	Natural calcium phosphates, natural aluminium calcium phosphates and phosphatic chalk, ground, apatite	-	15	-	20
25131000	Pumice stone	19.170.338	121.277.169	1.118.062	8.940.749
25132000	Emery, natural corundum, natural garnet and other natural abrasives	12.000	1.381.000	2.451	72.046
25140000	Slate, whether or not roughly trimmed or merely cut, by sawing or otherwise, into blocks or slabs of a rectangular shape	140.250	962.185	10.939	127.686
25151210	Marble & travertine,Merely cut,by sawing/otherwise,into blocks a rectangular (including square)	1.558.411	16.450.030	198.434	2.099.652
25152000	Ecaussine and other calcareous monumental or building stone, alabaster	17.619	130.116	3.430	25.880
25161220	Granite, merely cut, by sawing or otherwise, into slabs of a rectangular (including square)	-	100	-	560
25162010	Sandstone, crude or roughly trimmed	2	260.105	0	37.893
25162020	Sandstone, merely cut, by sawing or otherwise, into blocks or slabs of a rectangular (including square) shape	21	93	192	2.767
25169000	Porphyry, basalt and other monumental or building stone, other than HS 2516.11.00-2516.20.20	36.520	545.571	3.974	84.401
25171000	Pebbles,gravel,broken/crushed stone,used for concrete aggregates,for road metalling/railway/other ballast, shingle&flint	826.562.873	8.848.677.691	4.819.942	52.906.098
25172000	Macadam of slag, dross or similar industrial waste, whether/not incorporating the materials cited in subheading 2517.10	-	1.959	-	85.498
25174100	Granules, chippings and powder, of stones of heading 2515 or 2516, whether or not heat-treated, of marble	-	27.568	-	4.639
25174900	Granules, chippings and powder, of stones of heading 2515 or 2516, whether or not heat-treated, other than marble	448.997	4.853.836	71.333	739.608
25181000	Dolomite,not calcined/sintered,incl roughly trimmed/merely cut,by sawing/otherwise,into blocks/slabs of a rect. shape	40.000	109.503	6.800	22.296
25182000	Calcined or sintered dolomite, incl roughly trimmed/merely cut, by sawing/otherwise, into blocks/slabs of a rect. shape	-	20.000	-	4.500
25199010	Fused magnesia, dead-burned (sintered) magnesia	-	5	-	1
25199090	Magnesium oxide, other than fused magnesia, dead-burned (sintered) magnesia	-	200	-	1.200
25201000	Gypsum, anhydrite	-	35	-	233
25202090	Plasters, not of a kind suitable for use in dentistry	311.397	1.285.393	40.022	150.745
25223000	Hydraulic lime	-	16.000	-	3.840
25231010	Cement clinkers, of a kind used in the manufacture of white cement	82.620.000	1.644.114.079	2.733.813	50.845.772
25231090	Cement clinkers, not of a kind used in the manufacture of white cement	358.191.369	8.081.135.874	12.365.612	258.058.148
25232100	Portland cement, white cement, whether or not artificially coloured	1.292.000	23.467.601	146.381	2.632.276
25232910	Portland cement, coloured cement	43.500.045	658.219.680	1.785.184	25.533.991
25232990	Portland cement, other than white cement and coloured cement	37.495.087	1.023.909.405	1.946.886	45.345.473
25239000	Slag cement, supersulphate cement and similar hydraulic cements, whether or not coloured or in the form of clinkers	1.519.720	33.131.314	101.385	1.935.377
25252000	Mica powder	-	1.816	-	4.849
25261000	Natural steatite, not crushed, not powdered	-	2	-	22
25262010	Natural steatite, talc powder	3.600	61.023	3.324	100.089
25262090	Natural steatite, crushed	-	4.022	-	4.406
25291090	Feldspar, other than potash and soda feldspar	-	3	-	5
25293000	Leucite,nepheline & nepheline syenite	-	1	-	1
25301000	Vermiculite, perlite & chlorites, unexpanded	-	40.000	-	10.000
25302010	Kieserite	61.000	2.785.000	5.325	166.141

Tabel 3 : Ekspor Indonesia menurut Komoditi ( Kode HS 8 digit )

		November 2021			
Kode H S	Uraian golongan barang	Berat bersih (Kg)		Nilai F.O.B. ( U S \$ )	
		Bulan ini	Kumulatif	Bulan ini	Kumulatif
(1)	(2)	(3)	(4)	(5)	(6)
25309010	Micronized zircon s& (zirconium silicate) of a kind used as an opacifier	79.000	1.682.000	204.285	3.042.157
25309090	Mineral substances other than HS 2530.10.00-2530.90.10	8.607.688	50.143.007	536.422	3.293.418
26011190	Iron ores & concentrates, other than roasted iron pyrites, non-agglomerated, non haematite & concentrates	126.000.000	1.500.228.000	2.268.875	31.074.992
26011290	Iron ores & concentrates, other than roasted iron pyrites, agglomerated, non haematite & concentrates	-	511.970.302	-	53.328.921
26020000	Manganese ores&concentrates, incl ferruginous manganese ores & concentrates, manganese content >= 20% on dry weight	-	1.430.000	-	737.376
26030000	Copper ores & concentrates	241.958.263	2.071.023.073	634.699.314	4.957.920.957
26040000	Nickel ores & concentrates	-	65	-	43
26060000	Aluminium ores & concentrates	2.992.613.091	17.072.942.639	90.646.674	535.502.274
26070000	Lead ores & concentrates	1.463.670	10.725.692	2.266.368	19.018.733
26080000	Zinc ores & concentrates	3.422.850	26.735.227	3.474.944	26.290.279
26090000	Tin ores & concentrates	-	40	-	12
26140010	Ilmenite ores & concentrates	31.722.590	68.947.090	6.860.340	18.029.790
26151000	Zirconium ores & concentrates	3.948.000	46.663.030	8.763.498	78.347.372
26169000	Precious metal ores and concentrates, other than silver ores	-	24	-	64
26180000	Granulated slag (slag sand) from the manufacture of iron or steel	63.284.098	329.891.890	2.320.325	10.304.145
26190000	Slag, dross (other than granulated slag), scalings & other waste from the manufacture of iron or steel	-	119.357.890	-	6.346.575
26201100	Slag, ash & residues containing mainly zinc, hard zinc spelter	72.962	586.059	201.104	1.481.317
26201900	Slag, ash & residues containing mainly zinc, other than hard zinc spelter	2.420.318	43.507.093	2.521.959	39.736.606
26203000	Slag, ash & residues containing mainly copper	48.600	48.600	94.908	94.908
26219000	Slag and ash n.e.c. in chapter 26, including seaweed ash (kelp), other than from the incineration of municipal waste	20.000	1.223.227	3.800	263.632
27011100	Anthracite coal, whether or not pulverised, but not agglomerated	75.514.000	1.697.117.000	11.352.020	188.994.741
27011210	Bituminous coal, coking coal, whether or not pulverised, but not agglomerated	2.341.738.000	23.715.790.374	445.042.227	2.501.634.066
27011290	Bituminous coal, whether or not pulverised, but not agglomerated, other than coking coal	2.664.462.199	41.821.241.111	421.676.553	3.675.445.181
27011900	Coal, whether or not pulverised, but not agglomerated, other than anthracite and bituminous	21.406.388.753	251.497.527.241	2.479.120.762	17.415.325.026
27021000	Lignite, whether or not pulverised, but not agglomerated	7.247.883.842	81.373.979.049	704.873.221	4.508.819.523
27040010	Coke & semicoke of coal	30.252.000	232.613.583	7.081.460	50.864.575
27060000	Tar distilled from coal/ lignite/peat/other mineral tars,w.o.n dehydrated/partially distilled,incl reconstituted tars	-	44.355.170	-	13.422.967
27071000	Benzol (benzene)	-	14.156.873	-	7.615.710
27074000	Naphthalene	216.000	2.816.270	123.560	1.385.109
27075000	Aromatic hydrocarbon mix of vol?65%(incl losses) distils at 250°C by ISO 3405 method,o.t benzol,toluol,xylol,naphthalene	12.602.614	597.099.824	9.553.820	379.226.115
27079910	Carbon black feedstock	-	0	-	1
27079990	Oils and other products of the distillation of high temperature coal tar other than creosote oils&carbon black feedstock	74.105.409	1.592.158.093	51.549.451	843.557.576
27090010	Crude petroleum oils	194.758.663	5.815.820.619	120.884.188	2.680.193.457
27090090	Oils obtained from bituminous minerals other than crude petroleum oils dan condensates	-	16	-	14
27101224	Motor spirit, unleaded, of RON 90 & above but below RON 97, unblended	-	25.325.470	-	16.885.452
27101226	Motor spirit, unleaded, of RON 90 & above but below RON 97, blended other than ethanol	-	21.962.964	-	15.373.777
27101227	Motor spirit, unleaded, of below RON 90, unblended	-	25.052.103	-	17.713.302
27101229	Motor spirit, unleaded, of below RON 90, blended other than ethanol	-	5.734.031	-	3.848.495
27101250	White spirit	-	3.079	-	2.191

Tabel 3 : Ekspor Indonesia menurut Komoditi ( Kode HS 8 digit )

November 2021

Kode H S	Uraian golongan barang	Berat bersih (Kg)		Nilai F.O.B. ( U S \$ )	
		Bulan ini	Kumulatif	Bulan ini	Kumulatif
(1)	(2)	(3)	(4)	(5)	(6)
27101280	Naphtha, reformates & other preparations of a kind used for blending into motor spirits	-	21.009.301	-	14.960.883
27101292	Petroleum spirit, having a flashpoint of less than 23 °C	-	2.540	-	983
27101299	Petroleum spirit, having a flashpoint of more than 23 °C	22	359	69	5.681
27101920	Topped crudes	-	40.921	-	25.566
27101930	Carbon black feedstock	18.656	152.312	42.022	388.428
27101941	Lubricating oil feedstock	33.294.553	335.787.477	37.278.351	309.220.705
27101942	Lubricating oils for aircraft engines	-	2.243	-	22.141
27101943	Lubricating oils other than feedstock and for aircraft engines	2.643.426	66.475.255	5.248.133	100.667.375
27101944	Lubricating greases	2.140	15.828	6.540	110.030
27101950	Hydraulic brake fluid	302	2.964	638	5.644
27101960	Transformer and circuit breakers oils	-	39	-	158
27101971	Automotive diesel fuel	-	66.369.654	-	36.854.507
27101979	Fuel oils	221.309.531	949.755.943	133.301.100	496.053.070
27101981	Aviation turbine fuel (jet fuel) having a flash point of 23 °C or more	111.720	239.406.747	85.887	128.126.373
27101989	Medium oils and preparations, nec in heading 2710.12-2710.19	-	1	-	17
27101990	Petroleum oils, by weight >70% of petroleum oils of bituminous minerals (o.t crude) & preparations nes/incl, nec 2710.12-19	1.416.766	159.017.201	973.244	81.309.130
27102000	Petroleum oils & oils obtained from bituminous minerals (oth crude), contain biodiesel, other than waste oils	-	11	-	27
27109900	Waste oils, contain oth polychlorinated biphenyls, polychlorinated terphenyls (PCTs)/polybrominated biphenyls (PBBs)	14.087	101.487	43.042	204.350
27111100	Liquefied, natural gas	1.148.482.331	10.048.042.909	676.905.595	4.114.947.738
27111490	Liquefied propylene, butylene & butadiene	-	4.293.656	-	3.604.455
27111900	Petroleum gases & oth gaseous hydrocarbons, liquefied, oth natural gas, propane, butanes, ethylene, propylene, butylene, butadiene	55.380	351.480	48.513	285.894
27112190	In gaseous state, natural gas, other than of a kind used as a motor fuel	533.907.199	5.953.806.046	284.200.251	2.571.945.106
27112900	Petroleum gases and other gaseous hydrocarbons, in gaseous state, other than natural gas	-	222	-	39
27121000	Petroleum jelly	-	175.940	-	297.819
27122000	Paraffin wax containing by weight less than 0.75 % of oil	-	4.114	-	6.877
27129010	Paraffin wax containing by weight more than 0.75 % of oil	436.842	2.448.166	388.339	2.200.046
27129090	Microcrystalline petroleum wax, slack wax, ozokerite, lignite wax, peat wax, other mineral waxes	1.523.341	17.144.523	1.307.888	12.801.173
27131100	Petroleum coke, not calcined	39.433.185	160.364.260	16.468.842	55.263.903
27131200	Petroleum coke, calcined	7.201.760	39.456.446	4.847.272	20.828.213
27132000	Petroleum bitumen	-	17.375.272	-	6.039.168
27139000	Residues of petroleum oils or of oils obtained from bituminous minerals, other than petroleum coke and petroleum bitumen	99.468.441	1.246.778.796	50.374.852	491.931.873
27141000	Bituminous or oil shale & tar sands	18.620	162.960	6.272	56.366
27149000	Bitumen & asphalt, natural, asphaltites & asphaltic rocks	76	332.086	12	41.657
27150090	Bituminous mixtures other than polyurethane tar coatings	-	4.000	-	5.760
28011000	Chlorine	-	5.620	-	8.903
28012000	Iodine	-	22.450	-	769.192
28020000	Sulphur, sublimed or precipitated, colloidal sulphur	-	2.852.110	-	508.548
28030020	Acetylene black	-	2	-	6
28030041	Carbon blacks of a kind used for rubber processing, other than acetylene black	699.700	12.601.454	972.141	14.562.367
28030049	Carbon blacks not of a kind used for rubber processing, other than acetylene black	-	410	-	10.573
28030090	Carbon (carbon blacks & other forms of carbon), other than acetylene black and carbon blacks	75.007	889.049	22.457	296.187
28041000	Hydrogen	-	36.312	-	32.639
28042100	Rare gases, argon	326.070	6.523.470	99.094	1.720.999



Tabel 3 : Ekspor Indonesia menurut Komoditi ( Kode HS 8 digit )

November 2021

Kode H S	Uraian golongan barang	Berat bersih (Kg)		Nilai F.O.B. ( U S \$ )	
		Bulan ini	Kumulatif	Bulan ini	Kumulatif
(1)	(2)	(3)	(4)	(5)	(6)
28042900	Rare gases other than argon	2.062	100.095	117.766	358.183
28043000	Nitrogen	6.000	79.528	442	16.352
28044000	Oxygen	21.841	240.494	1.618	27.025
28046100	Silicon containing by weight not less than 99.99 % of silicon	4	83	60	1.950
28046900	Silicon containing by weight less than 99.99 % of silicon	44.000	44.000	110.000	110.000
28047000	Phosphorus	-	1	-	5
28051100	Alkali or alkalineearth metals, sodium	60	171	708	2.007
28051200	Alkali or alkalineearth metals, calcium	14	58	20	278
28051900	Alkali or alkaline-earth metals, other than sodium and calcium	-	580	-	14.066
28054000	Mercury	23.765	35.019	177	299
28080000	Nitric acid, sulphonitric acids	-	345	-	290
28092032	Phosphoric acid, food grade	50.160	53.801	64.237	67.627
28092092	Phosphoric acid, non food grade	13.320	47.700	13.200	42.379
28092099	Phosphoric acid & polyphosphoric acids, non food grade, other than hypophosphoric acid & phosphoric acid	-	1	-	5
28100000	Oxides of boron, boric acids	-	2.002	-	5.009
28111100	Hydrogen fluoride (hydrofluoric acid)	1.100	2.750	429	1.073
28111200	Hydrogen cyanide (hydrocyanic acid)	-	1.050	-	1.470
28111920	Aminosulphonic acid (sulphamic acid)	1.135.827	12.311.829	1.019.822	7.922.652
28111990	Other inorganic acids, other than hydrofluoric, hydrocyanic, arsenic, aminosulphonic acid (sulphamic acid)	4	54.401	6	56.177
28112100	Carbon dioxide	7.020	43.005	1.586	14.320
28112210	Silicon dioxide, in powder form	854.962	8.606.561	1.439.731	13.593.481
28112290	Silicon dioxide, other than powder form	441.280	5.438.389	447.652	7.499.120
28112920	Sulphur dioxide	-	1	-	12
28121700	Thionyl chloride	-	1	-	1
28129000	Halides and halide oxides of non-metals other than chloride & chloride oxides	-	16.500	-	68.000
28131000	Carbon disulphide	226.190	2.532.770	96.131	1.076.427
28141000	Anhydrous ammonia	97.926.451	1.654.524.494	61.322.639	796.079.164
28142000	Ammonia in aqueous solution	18.900	18.900	4.600	4.600
28151100	Sodium hydroxide (caustic soda), Solid	48.000	1.285.501	26.326	482.867
28151200	Sodium hydroxide (caustic soda), In aqueous solution (soda lye or liquid soda)	6.007.809	100.913.595	2.356.763	17.797.927
28152000	Potassium hydroxide (caustic potash)	-	2	-	2
28161000	Hydroxide & peroxide of magnesium	-	2.406	-	7.639
28170010	Zinc oxide	420.100	7.961.875	1.334.475	22.560.986
28181000	Artificial corundum, whether or not chemically defined	1.990	2.001	6.596	6.631
28182000	Aluminium oxide, other than artificial corundum	112.156.263	1.218.780.165	47.205.255	389.152.381
28183000	Aluminium hydroxide	4.972.228	67.684.750	1.241.189	14.479.731
28191000	Chromium trioxide	-	3.560	-	8.010
28209000	Manganese oxides, other than manganese dioxide	50.000	691.025	32.018	454.139
28211000	Iron oxides & hydroxides	81.200	3.166.210	45.771	579.230
28212000	Earth colours containing 70 % or more by weight of combined iron evaluated as Fe2O3	-	10.067	-	8.346
28230000	Titanium oxides	395.000	4.810.100	359.653	4.281.629
28241000	Lead monoxide (litharge, massicot)	-	12.000	-	43.932
28251000	Hydrazine & hydroxylamine & their inorganic salts	-	80.001	-	284.003
28252000	Lithium oxide & hydroxide	-	1.003	-	12.919
28254000	Nickel oxides & hydroxides	-	2.895.655	-	4.740.354
28255000	Copper oxides & hydroxides	5.000	91.000	45.000	230.888
28257000	Molybdenum oxides & hydroxides	-	18.710	-	3.709
28259000	Inorganic bases, metal oxides, hydroxides and peroxides, other than HS 2825.10-2825.80	1.120.000	18.159.690	94.400	1.630.225
28261200	Fluorides of aluminium	-	138.000	-	130.380
28261900	Fluorides, other than of aluminium	-	16.022	-	17.129
28269000	Fluorosilicates, fluoroaluminates & other complex fluorine salts, other than fluorides, sodium hexafluoroaluminate	-	6.900	-	27.393
28271000	Ammonium chloride	326.400	349.532	102.816	161.425
28272090	Calcium chloride, containing < 73 % and > 80 % by weight	136.980	1.153.180	396.505	2.996.526

Tabel 3 : Ekspor Indonesia menurut Komoditi ( Kode HS 8 digit )

November 2021

Kode H S	Uraian golongan barang	Berat bersih (Kg)		Nilai F.O.B. ( U S \$ )	
		Bulan ini	Kumulatif	Bulan ini	Kumulatif
(1)	(2)	(3)	(4)	(5)	(6)
28273100	Chlorides other than ammonium chloride and calcium chloride, of magnesium	-	1	-	189
28273200	Chlorides other than ammonium chloride and calcium chloride, of aluminium	361.740	2.555.359	180.100	1.324.032
28273920	Chlorides other than ammonium chloride and calcium chloride, of iron	3.593	5.219	1.163	12.843
28273990	Chlorides other than ammonium chloride and calcium chloride, of o.t magnesium, aluminium, nickel,barium/cobalt,iron,zinc	0	0	0	0
28274100	Chloride oxides & chloride hydroxides, of copper	19.700	77.220	23.640	439.071
28274900	Chloride oxides & chloride hydroxides, other than of copper	37.542	112.542	25.296	71.132
28275100	Bromides of sodium or of potassium	-	2.880	-	6.494
28275900	Bromides and bromide oxides, other than bromides of sodium or of potassium	-	24.396	-	14.882
28281000	Commercial calcium hypochlorite & other calcium hypochlorites	30	1.260	50	665
28289010	Sodium hypochlorite	-	1.418	-	1.004
28289090	Hypochlorites, chlorites, hypobromites	42	827	18	915
28299010	Sodium perchlorate	-	77	-	1.418
28299090	Perchlorates other than sodium, bromates & perbromates, iodates & periodates	1.200	47.160	2.688	103.818
28301000	Sodium sulphides	-	460.000	-	68.473
28311000	Dithionites & sulphonylates of sodium	1	1	3.283	3.283
28319000	Dithionites & sulphonylates other than of sodium	675	875	4.638	5.933
28321000	Sodium sulphites	15.000	147.085	7.215	61.594
28331100	Disodium sulphate	6.281.700	57.075.455	581.082	5.608.854
28331900	Sodium sulphates, other than disodium sulphate	2.344.000	21.872.253	192.780	1.819.214
28332100	Sulphates of magnesium	-	1	-	1
28332210	Sulphates of aluminium, commercial grade	100.000	1.041.350	18.420	188.173
28332290	Sulphates of aluminium, non commercial grade	3.726.260	25.015.171	731.842	4.481.475
28332700	Sulphates of barium	-	160.546	-	58.341
28351000	Phosphinates (hypophosphites) & phosphonates (phosphites)	-	5.300	-	17.240
28352200	Phosphates of mono- or disodium	-	23.605	-	52.075
28352400	Phosphates of potassium	975	12.225	4.650	46.977
28352510	Calcium hydrogenorthophosphate (dicalciumphosphate), feed grade	-	230	-	669
28352590	Calcium hydrogenorthophosphate (dicalciumphosphate), non feed grade	-	182.001	-	35.800
28352600	Phosphates of calcium other than calcium hydrogenorthophosphate	-	528	-	1.022
28352990	Phosphates other than of mono- or disodium, potassium, calcium, trisodium	-	1	-	10
28353100	Sodium triphosphate (sodium tripolyphosphate)	57.000	244.286	106.140	363.194
28353990	Polyphosphates other than sodium triphosphate, tetrasodium pyrophosphate	7.600	7.600	25.069	25.069
28362000	Disodium carbonate	590.014	16.805.484	260.273	6.754.260
28363000	Sodium hydrogencarbonate (sodium bicarbonate)	75.888	94.788	34.986	59.012
28364000	Potassium carbonates	-	4.925	-	14.243
28365010	Calcium carbonate, food or pharmaceutical grade	143.000	932.000	52.847	365.129
28365090	Calcium carbonate, non food or pharmaceutical grade	353.010	8.198.033	97.919	2.204.103
28366000	Barium carbonate	-	300	-	97
28369910	Commercial ammonium carbonate	10.000	102.752	29.763	240.543
28371900	Cyanides and cyanide oxides, other than of sodium	400	700	2.480	4.100
28391100	Sodium metasilicates	-	1.900	-	6.686
28391910	Sodium silicates	4.023.400	29.928.284	1.250.888	7.821.814
28399000	Silicates; commercial alkali metal silicates, other than of sodium	90.282	357.023	50.805	210.272
28401900	Disodium tetraborate (refined borax), other than Anhydrous	-	1	-	18
28402000	Borates other than disodium tetraborate (refined borax)	-	40.000	-	34.078
28419000	Salts of oxometallic or peroxometallic acids, other than HS 2841.30.00-2841.80.00	-	161	-	130

Tabel 3 : Ekspor Indonesia menurut Komoditi ( Kode HS 8 digit )

November 2021

Kode H S	Uraian golongan barang	Berat bersih (Kg)		Nilai F.O.B. ( U S \$ )	
		Bulan ini	Kumulatif	Bulan ini	Kumulatif
(1)	(2)	(3)	(4)	(5)	(6)
28421000	Double/complex silicates,includ aluminosilicates whether or not chemical defined	19.642	581.492	1.375	37.187
28429010	Sodium arsenite	-	0	-	19
28429020	Copper or chromium salts	-	450	-	351
28431000	Colloidal precious metals	-	425	-	45.744
28432100	Silver nitrate	-	6	-	1.238
28432900	Silver compounds other than silver nitrates	800	31.600	2.040	75.536
28433000	Gold compounds	7	763	288.751	34.747.947
28443090	Alloys,dispersions(incl cermets),ceramic prod&mixture contain uranium depleted in U235,thorium/compound of these product	-	213	-	20
28444010	Radioactive elements & isotopes & compounds o.t those of subheading 2844.10, 2844.20 or 2844.30; radioactive residues	1	2.244	160	25.087
28444090	Alloys, dispersions (including cermets), ceramic products & mixtures containing these elements, isotopes or compounds	86	567	200	2.060
28470010	Hydrogen peroxide, whether or not solidified with urea, in liquid form	54.000	1.657.918	40.590	1.138.832
28470090	Hydrogen peroxide, whether or not solidified with urea, other than liquid form	1.138.370	9.850.600	512.431	4.367.197
28491000	Carbides of calcium, whether or not chemically defined	180.150	4.626.217	131.400	3.105.946
28492000	Carbides of silicon, whether or not chemically defined	-	433	-	12.017
28499000	Carbides, whether or not chemically defined, other than of calcium and silicon	-	1.664	-	838.142
28500000	Hydrides,nitrides,azides,silicides&borides,w.o.n chemically defined,oth compounds which are also carbides of HS 28.49	-	1	-	0
28539010	Demineralized waters	-	503	-	617
28539090	Phosphide,ex ferrophosphorus;oth inorgnic;liquid;compres;amalgam-air,oth amalgam precious metal,nec HS 28531000-28539090	438	42.713	486	51.347
29011000	Acyclic hydrocarbons, saturated	-	642	-	10.798
29012200	Propene (propylene), unsaturated	-	15	-	2.698
29012300	Butene (butylene) & isomers thereof, unsaturated	5.600.170	64.021.637	4.940.152	46.487.056
29012400	Buta-1,3-diene & isoprene, unsaturated	2.000.000	11.902.857	1.309.340	12.966.078
29012910	Acetylene, unsaturated	-	73.666	-	14.151
29012990	Acyclic hydrocarbons, unsaturated, other than HS 2901.21.00-2901.29.20	300	6.200.298	307	3.261.917
29021100	Cyclohexane	156	156	339	339
29021900	Cyclanes, cyclenes & cycloterpenes, other than cyclohexane	81.036	1.739.638	255.583	7.615.691
29022000	Benzene	19.640.506	37.649.106	18.660.532	36.643.650
29024300	p-Xylene	10.082.010	30.120.503	9.001.017	25.261.019
29024400	Mixed xylene isomers	-	18.560	-	28.398
29025000	Styrene	9.536.424	67.292.600	11.212.588	76.247.196
29029090	Cyclic hydrocarbons, other than HS 2902.11.00-2902.90.20	27.624	483.139	99.515	1.595.647
29031190	chloroethane (ethyl chloride)	-	17	-	4
29031200	Dichloromethane (methylene chloride)	-	2.160	-	769
29031300	Chloroform (trichloromethane)	-	4	-	4
29031500	Ethylene dichloride (ISO) (1,2-dichloroethane)	17.805.205	261.521.448	16.062.062	164.229.502
29032100	Vinyl chloride (chloroethylene)	16.156.037	204.853.353	23.722.521	226.148.383
29032200	Trichloroethylene	-	22.400	-	96.096
29033990	Fluorinated, brominated or iodinated derivatives of acyclic hydrocarbons, other than hs 2903.31.00-2903.39.10	-	2.238	-	58.986
29037100	Chlorodifluoromethane	-	320	-	1.343
29041000	Derivatives containing only sulpho groups, their salts & ethyl esters	44.001	267.273	62.360	390.673
29042090	Derivatives containing only nitro or only nitroso groups, other than trinitrotoluene	1	1	1	1
29043500	Salts of perfluorooctane sulphonic acid other than ammonium/lithium/potassium-perfluorooctane sulphonate	-	16	-	1
29049900	Sulphonated, nitrated or nitrosated derivatives of hydrocarbons, other than 2904.10.00-2904.91.00	-	887	-	359
29051100	Methanol (methyl alcohol)	10.000.040	138.791.392	3.071.292	40.468.448

Tabel 3 : Ekspor Indonesia menurut Komoditi ( Kode HS 8 digit )

November 2021

Kode H S	Uraian golongan barang	Berat bersih (Kg)		Nilai F.O.B. ( U S \$ )	
		Bulan ini	Kumulatif	Bulan ini	Kumulatif
(1)	(2)	(3)	(4)	(5)	(6)
29051200	Propan-1-ol (propyl alcohol) & propan-2-ol (isopropyl alcohol)	-	3.018	-	39.105
29051300	Butan-1-ol (n-butyl alcohol)	19.950	98.076	36.218	182.344
29051400	Butanols, other than Butan-1-ol	1.587.893	9.946.537	1.934.311	14.547.531
29051600	Octanol (octyl alcohol) & isomers thereof	9.564.912	101.735.779	15.943.429	198.123.282
29051700	Dodecan-1-ol (lauryl alcohol), hexadecan-1-ol (cetyl alcohol) & octadecan-1-ol (stearyl alcohol)	6.938.786	61.391.211	12.169.672	96.950.936
29051900	Saturated monohydric alcohols, other than 2905.11-2905.17	1.626.068	15.713.274	4.599.195	36.259.374
29052200	Acyclic terpene alcohols	-	5.250	-	51.309
29052900	Unsaturated monohydric alcohols other than acyclic terpene alcohols	6.800	104.688	26.849	406.661
29053100	Ethylene glycol (ethanediol)	550.030	4.148.722	419.103	2.897.448
29053200	Propylene glycol (propane-1,2-diol)	8.600	108.746	11.200	43.117
29053900	Diols other than ethylene glycol (ethanediol) & propylene glycol (propane 1, 2 diol)	8.430	16.285	6.141	46.739
29054100	2-Ethyl-2-(hydroxymethyl)propane-1,3-diol (trimethylolpropane)	-	1.680	-	3.313
29054300	Mannitol	-	3.300	-	25.518
29054400	Dglucitol (sorbitol)	4.256.192	46.168.630	3.109.185	33.345.242
29054500	Glycerol	65.259.501	593.081.229	75.299.964	473.027.342
29054900	Polyhydric alcohols, other than HS 2905.41-2905.45	-	2	-	0
29055900	Halogenated, sulphonated, nitrated or nitrosated derivatives of acyclic alcohols, other than etchlorvynol (INN)	-	106	-	1.696
29061100	Menthol	-	2.315	-	55.259
29061900	Cyclanic,cyclenic/cycloterpenic,other than menthol,cyclohexanol,methylcyclohexanols&dimethylcyclohexanol,sterol &inositol	5	8.035	49	280.649
29062100	Benzyl alcohol	-	600	-	1.721
29062900	Cyclic alcohols&their halogenated, sulphonated, nitrated or nitrosated derivatives, aromatic, other than benzyl alcohol	-	13.123	-	105.141
29071100	Phenol (hydroxybenzene) & its salts	6.530	165.717	134.379	2.288.761
29071200	Cresols & their salts	-	1	-	859
29071300	Octylphenol, nonylphenol & their isomers , salts thereof	478.800	2.361.930	846.228	3.603.451
29071500	Naphthols & their salts	-	4.020	-	10.050
29071900	Monophenols, other than HS 2907.11.00-2907.15.00	1.100	7.216	7.082	43.945
29072100	Resorcinol & its salts	-	1.400	-	27.854
29072300	4,4'-Isopropylidenediphenol (bisphenol A, diphenylolpropane) & its salts	40.000	520.000	100.394	1.182.166
29072990	Polyphenols, other than HS 2907.21.00-2907.23.00	-	1.003	-	21.995
29081900	Derivatives containing only halogen substituents & their salts, other than pentachlorophenol (ISO)	-	1.725	-	22.641
29089900	Halogenated,sulphonated,nitrated/nitrosated derivatives of phenols/phenol-alcohols,other than HS 2908.11.00-2908.92.00	92.000	549.801	154.100	924.827
29091900	Acyclic ethers & their halogenated, sulphonated, nitrated or nitrosated derivatives, other than diethyl ether	5.938.845	82.322.066	5.211.037	65.165.393
29092000	Cyclanic, cyclenic or cycloterpenic ethers & their halogenated, sulphonated, nitrated or nitrosated derivatives	-	783	-	3.764
29093000	Aromatic ethers & their halogenated, sulphonated, nitrated or nitrosated derivatives	27.103	400.105	348.425	5.309.457
29094100	2,2'Oxydiethanol (diethylene glycol, digol)	27.000	359.972	29.679	299.757
29094300	Monobutyl ethers of ethylene glycol or of diethylene glycol	2	2.262	10	6.910
29094400	Monoalkylethers of ethylene glycol or of diethylene glycol other than monobutyl ethers	-	11.275	-	42.281
29094900	Ether-alcohols & their halogenated, sulphonated, nitrated or nitrosated derivatives,other than HS 2909.41.00-2909.44.00	8.000	118.976	24.774	476.386
29095000	Ether-phenols, ether-alcohol-phenols & their halogenated, sulphonated, nitrated or nitrosated derivatives	232.390	2.794.171	3.820.510	45.379.157

Tabel 3 : Ekspor Indonesia menurut Komoditi ( Kode HS 8 digit )

November 2021

Kode H S	Uraian golongan barang	Berat bersih (Kg)		Nilai F.O.B. ( U S \$ )	
		Bulan ini	Kumulatif	Bulan ini	Kumulatif
(1)	(2)	(3)	(4)	(5)	(6)
29096000	Alcohol peroxides, ether peroxides, ketone peroxides & their halogenated, sulphonated, nitrated/nitrosated derivatives	264.392	2.838.074	788.047	7.964.171
29101000	Oxirane (ethylene oxide)	-	480	-	3.216
29103000	1-Chloro-2,3-epoxypropane (epichlorohydrin)	40	40	600	600
29109000	Epoxide,epoxyalcohol,epoxyphenol&epoxyether,w/a 3member ring,&their halogenat,sulphonat,nitrat,nec subhead 291010-291050	-	435	-	5.569
29121110	Formalin	281.000	962.000	96.596	278.559
29121200	Ethanal (acetaldehyde)	-	20	-	1.176
29121900	Acyclic aldehydes without other oxygen function, other than methanal & ethanal (acetaldehyde)	15.386	495.561	51.802	1.489.529
29122100	Benzaldehyde	-	105	-	483
29122900	Cyclic aldehydes without other oxygen function,other than benzaldehyde	55	2.757	819	149.672
29124100	Vanillin (4-hydroxy-3-methoxybenzaldehyde)	43.230	374.419	2.278.132	19.924.887
29124200	Ethylvanillin (3-ethoxy-4-hydroxybenzaldehyde)	1.200	6.875	30.000	91.662
29124990	Aldehyde-alcohols, aldehyde-ethers, aldehyde-phenols & aldehydes with other oxygen function,o.t HS 2912.41.00-2912.49.10	3	30	685	8.846
29126000	Paraformaldehyde	1.264.500	11.766.000	1.234.930	9.342.403
29141900	Acyclic ketones without other oxygen function, other than HS 2914.11-2914.13	27	11.612	4.427	49.153
29142200	Cyclohexanone & methylcyclohexanones	-	68	-	655
29142300	Ionones & methylionones	14	2.288	283	29.426
29142910	Camphor	11.911	36.367	54.635	161.758
29142990	Cyclanic, cyclenic or cycloterpenic ketones without other oxygen function, other than HS 2914.22.00-2914.29.10	10	351	137	145.394
29143900	Aromatic ketones without other oxygen function, other than phenylacetone (phenylpropan-2-one)	-	240	-	153.145
29144000	Ketone-alcohols & ketone-aldehydes	95	261	2.316	7.205
29145000	Ketone-phenols & ketones with other oxygen function	1	341	180	26.565
29146200	Coenzyme Q10 (ubidecarenone (INN))	-	130	-	114.400
29146900	Quinones, other than anthraquinone & coenzyme Q10 (ubidecarenone (INN))	-	2	-	33
29151100	Formic acid	122.000	1.029.612	91.864	758.974
29151200	Salts of formic acid	-	1	-	1
29151300	Esters of formic acid	-	119	-	2.836
29152100	Acetic acid	-	345	-	3.972
29152910	Sodium acetate, cobalt acetates	-	750	-	1.594
29153100	Ethyl acetate	172.875	180.360	331.678	342.328
29153200	Vinyl acetate	12.600	39.517	23.166	80.022
29153300	n-Butyl acetate	-	1.778.160	-	2.990.355
29153910	Isobutyl acetate	1	2.889	19	6.155
29153990	Esters of acetic acid,other than Ethyl/Vinyl/n-Butyl /Dinoseb (ISO)/Isobutyl/2- Ethoxyethyl acetate	11.273	117.010	212.503	1.619.057
29155000	Propionic acid, its salts & esters	2	5.151	374	18.002
29156000	Butanoic acids, pentanoic acids, their salts & esters	303	27.489	10.865	104.795
29157010	Palmitic acid, its salts & esters	14.296.844	161.296.876	16.926.797	169.103.004
29157020	Stearic acid	1.488.765	12.131.825	1.584.875	12.968.793
29157030	Salts & esters of stearic acid	426.628	4.388.118	494.481	5.263.558
29159010	Acetyl chloride	25	2.633	620	5.237
29159020	Lauric acid, myristic acid, their salts & esters	35.124.127	289.900.706	50.032.512	374.436.369
29159030	Caprylic acid, its salts & esters	365.000	4.433.770	642.256	7.692.722
29159040	Capric acid, its salts & esters	449.022	3.530.582	1.790.621	12.051.024
29159090	Saturated acyclic monocarboxylic acids&their anhydrides,halides,peroxides&peroxyacids,oth HS 2915.11.00-2915.90.40	4.733.889	89.311.516	7.631.301	129.477.373
29161100	Acrylic acid & its salts, unsaturated	3.896.964	22.353.147	5.754.251	28.431.018
29161200	Esters of acrylic acid, unsaturated	2.536.820	32.839.192	6.334.983	71.066.016
29161300	Methacrylic acid & its salts, unsaturated	-	4.000	-	11.424
29161410	Methyl methacrylate, unsaturated	818.170	8.590.743	633.875	6.936.973

Tabel 3 : Ekspor Indonesia menurut Komoditi ( Kode HS 8 digit )

November 2021

Kode H S	Uraian golongan barang	Berat bersih (Kg)		Nilai F.O.B. ( U S \$ )	
		Bulan ini	Kumulatif	Bulan ini	Kumulatif
(1)	(2)	(3)	(4)	(5)	(6)
29161490	Esters of methacrylic acid, other than methyl methacrylate, unsaturated	-	11.593	-	60.223
29161500	Oleic, linoleic or linolenic acids, their salts & esters, unsaturated	545.971	5.625.984	835.969	8.137.176
29161900	Unsaturated acyclic monocarboxylic acid,their anhydride,halide,peroxide/xyacid&their derivativ,oth 2916.11.00-2916.16.00	693	347.410	9.269	988.223
29162000	Cyclanic,cyclenic/cycloterpenic monocarboxylic acids,their anhydrides,halides,peroxides,peroxyacids&their derivatives	-	102	-	50.429
29163100	Benzoic acid, its salts & esters	-	25.454	-	66.697
29163200	Benzoyl peroxide & benzoyl chloride	159.520	1.108.620	484.955	2.886.361
29163910	2,4-Dichlorophenyl acetic acid & its salts & esters	0	32	11	1.394
29163920	Esters of phenylacetic acid	50	107	825	17.958
29163990	Aromatic monocarboxylic acid,their anhydrides,halides,peroxides,peroxyacids&their derivativ,oth HS 2916.31.00-2916.39.20	8.820	21.331	42.467	354.171
29171290	Adipic acid, its salts & esters, other than dioctyl adipate	-	4.450	-	10.117
29171300	Azelaic acid, sebacic acid, their salts & esters	-	106	-	20.420
29171400	Maleic anhydride	-	4.312.100	-	6.810.878
29171900	Acyclic polycarboxylic acid,their anhydride,halide,peroxide,peroxyacid&their derivatives,oth HS 2917.13.00-2917.14.00	78	673.036	2.829	1.241.844
29173200	Dioctyl orthophthalates	-	229.000	-	403.475
29173300	Dinonyl or didecyl orthophthalates	-	32.000	-	73.317
29173490	Esters of orthophthalic acid, other than dibutyl orthophthalates,dioctyl orthophthalates,dinonyl/didecyl orthophthalates	-	300	-	3.809
29173500	Phthalic anhydride	366.000	15.924.001	331.330	13.934.190
29173600	Terephthalic acid & its salts	14.764.310	67.734.432	10.869.511	47.155.250
29173920	Phthalic compounds of a kind used as plasticisers & esters of phthalic anhydride	17.600	70.400	37.055	132.544
29173990	Aromatic polycarboxylic acid,their anhydride,halide,peroxide,peroxyacid&their derivtv,oth than HS 2917.32.00-2917.39.20	-	211	-	204
29181100	Lactic acid, its salts & esters	440	103.574	4.568	221.609
29181200	Tartaric acid	-	2	-	27
29181300	Salts & esters of tartaric acid	4.000	8.800	3.600	6.960
29181400	Citric acid	162	34.313	3.746	42.313
29181510	Calcium citrate	19	32	310	342
29181590	Salts & esters of citric acid, other than calcium citrate	126	16.659	116	41.484
29181600	Gluconic acid, its salts & esters	400	1.765	7.400	18.135
29181900	Carboxylic acid w/ alcohol funct but w/o oxygen funct,its anhydrid,halid,peroxid/xyacid&its derivativ,oth HS 2918.11-.18	-	2.731	-	12.410
29182100	Salicylic acid & its salts	112	11.063	13.675	59.839
29182300	Esters of salicylic acid & their salts	-	381	-	9.248
29182910	Alkyl sulphonic ester of phenol	-	50	-	633
29182990	CarboxylicAcid w/ phenol funct but w/o O2 funct,its anhydrid,halid,peroxid/xyacid&its derivativ,oth HS 2918.21.00-.29.10	-	13.682	-	176.300
29183000	Carboxylic Acid w/ aldehyde/ketone funct but w/o oxygen funct,its anhydrides,halides,peroxides/xyacids&its derivatives	23	1.079	3.409	10.504
29189900	CarboxylicAcid w/ aldehyde/ketone funct but w/o O2 funct,its anhydrid,halid,peroxid/xyacid&its derivativ,oth HS 2918.91	-	593	-	11.662
29199000	Phosphoric ester&their salt,incl lactophospat,their halogenate,sulphonat,nitrate/nitrosat deriv,oth than tris phosphate	-	8.502	-	20.414

Tabel 3 : Ekspor Indonesia menurut Komoditi ( Kode HS 8 digit )

		November 2021			
Kode H S	Uraian golongan barang	Berat bersih (Kg)		Nilai F.O.B. ( U S \$ )	
		Bulan ini	Kumulatif	Bulan ini	Kumulatif
(1)	(2)	(3)	(4)	(5)	(6)
29209000	Ester of inorganic acid of non-metal (excl of hydrogen halides)&its salts/halogenat/sulphonat/nitrat,oth HS 292010-.30	39.630	671.571	337.427	5.389.617
29211100	Methylamine, di- or trimethylamine & their salts	-	35.374	-	192.733
29211900	Acyclic monoamines & their derivatives, salts thereof, other than HS 2921.11.00 - 2921.14.00	-	5.000	-	13.300
29212200	Hexamethylenediamine & its salts	-	1.800	-	4.188
29212900	Acyclic polyamines&their derivatives,salts thereof,Other than ethylenediamine&its salts,Hexamethylenediamine & its salts	66	100.138	2.121	184.659
29213000	Cyclanic, cyclenic or cycloterpenic mono- or polyamines, & their derivatives, salts thereof	-	14.588	-	68.682
29214200	Aniline derivatives & their salts	42	274	70	502
29214500	1-Naphthylamine (alpha-naphthylamine), 2-naphthylamine (beta-naphthylamine) & their derivatives, salts thereof	-	0	-	1
29215900	Aromatic polyamines & their derivatives; salts thereof, other than HS 2921.51.00	4	111	427	3.132
29221100	Monoethanolamine & its salts	-	6.587	-	12.386
29221200	Diethanolamine & its salts	-	7.895	-	37.107
29221910	Ethambutol & its salts, esters & other derivatives	2.400	2.400	5.234	5.234
29221920	D-2-Amino-n-butyl-alcohol	-	26.994	-	48.749
29222100	Aminohydroxynaphthalenesulphonic acids & their salts	-	250	-	2.386
29222900	Amino?naphthol&other amino-phenol,oth contain >1 kind of O2 function,their ethers&ester; salts thereof, oth HS 2922.21.00	-	801	-	6
29224100	Lysine & its esters; salts thereof	8.479.500	144.452.529	9.755.903	137.265.004
29224210	Glutamic acid	56.050	8.992.700	118.378	14.361.621
29224220	Monosodium glutamate (MSG)	10.093.744	94.317.179	15.337.022	130.785.753
29224290	Salts, other than Glutamic acid & Monosodium glutamate (MSG)	-	1	-	7
29224900	Amino-acids, o.t those containing> one kind of oxygen function&their ester,salt thereof, o.t HS 2922.41.00-2922.44.00	161.055	1.550.659	1.706.823	8.987.481
29225010	p-Aminosalicylic acid & its salts, esters & other derivatives	-	8.640	-	51.408
29225090	Amino-alcoh-phenol,amino-acid-phenol&oth amino-comp w oxyg funct,Ot than p-Aminosalicylic acid&its salt,esters&oth deriv	2	175.582	5	277.730
29232010	Lecithins, whether or not chemically defined	12	12	390	390
29232090	Phosphoaminolipids	720	162.251	3.197	177.186
29239000	Quaternary amonium salt&hydroxid,lecithin&oth phosphoaminolipid,whether/not chemicaly define,oth thn HS29233000-29234000	130.482	543.122	220.230	876.490
29241210	Fluoroacetamide (ISO) & phosphamidon (ISO)	-	81.630	-	118.683
29241990	Acyclic amides (including acyclic carbamates) & their derivatives; salts thereof, other than HS 2924.11.10-2924.19.10	382.100	4.779.591	1.843.763	18.680.760
29242190	Ureines & their derivatives; salts thereof, o.t 4-Ethoxyphenylurea (dulcin), Diuron & monuron	9.400	63.800	97.760	2.303.650
29242930	Acetaminophen (paracetamol), salicylamide, ethoxybenzamide	545	3.205	5.141	21.977
29251100	Saccharin & its salts	-	80.900	-	582.382
29252900	Imines & their derivatives; salts thereof,Other than chlordimeform (ISO)	514.317	3.351.757	2.212.369	14.554.995
29269000	Nitrile-function compound, other than HS 2926.10.00 to 2926.40.00	-	0	-	12
29270010	Azodicarbonamide	2.304.950	21.191.756	7.492.432	65.319.869
29270090	Diazo-, azo- or azoxy-compounds other than Azodicarbonamide	-	57.500	-	150.305
29280010	Linuron	-	100	-	2.526
29280090	Organic derivatives of hydrazine or of hydroxylamine other than Linuron	24.147	178.579	27.316	268.863
29291010	Isocyanates, Diphenylmethane diisocyanate (MDI)	200	465	3.626	8.435

Tabel 3 : Ekspor Indonesia menurut Komoditi ( Kode HS 8 digit )

		November 2021			
Kode H S	Uraian golongan barang	Berat bersih (Kg)		Nilai F.O.B. ( U S \$ )	
		Bulan ini	Kumulatif	Bulan ini	Kumulatif
(1)	(2)	(3)	(4)	(5)	(6)
29291020	Isocyanates, Toluene diisocyanate	-	5.750	-	1.603
29291090	Compounds Isocyanates with other nitrogen function other than Diphenylmethane diisocyanate (MDI) & Toluene diisocyanate	38.241	406.577	252.179	2.026.747
29299010	Sodium cyclamate	-	1.151.353	-	2.278.066
29299090	Compounds with other nitrogen function other than Isocyanates and Cyclamates	134.600	483.800	262.130	1.018.968
29302000	Thiocarbamates & dithiocarbamates	-	15	-	2.234
29309010	Dithiocarbonates	-	6	-	687
29309090	Organo-sulphur compounds, other than HS 2930.20.00 to 2930.90.90	88.880	819.776	2.197.019	13.054.829
29313400	Sodium 3(trihydroxysilyl)propyl methylphosphonate	-	40.000	-	76.800
29313900	Organo-phosphorous derivatives, other than HS 2931.31.00-2931.38.00	-	2.710	-	11.803
29319041	Organoarsenic compounds, In liquid form	-	7.422	-	5.335
29319049	Organoarsenic compounds, Other than In liquid form	736	17.293	25.578	102.781
29319090	Organo-inorganic compounds other than HS 2931.10.10-2931.90.50	55.334	514.259	725.156	2.911.162
29321300	Furfuryl alcohol & tetrahydrofurfuryl alcohol	1	2	465	482
29321400	Sucralose	2	1.086	40	44.540
29321900	Compounds containing an unfused furan ring (whether or not hydrogenated) in the structure, o.T HS 2932.11.00-2932.14.00	7	250.390	3.318	643.781
29322090	Lactones, Other than Coumarin N(1,2Benzopyrone) methylcoumarins & ethylcoumarin	37	13.161	7.565	95.095
29329910	Carbofuran	34	46	10.347	14.219
29329990	Heterocyclic compounds with oxygen hetero-atom(s) only, other than HS 2932.11.00-2932.99.10	-	38.000	-	610.825
29331900	Compounds contain an unfused pyrazole ring (hydrogenated/not)in the structure,not Phenazone (antipyrin)&its derivatives	2.800	5.825	3.222	6.804
29332100	Hydantoin & its derivatives	70.075	1.124.776	173.889	3.041.588
29332900	Compounds containing an unfused imidazole ring (hydrogenated/not)in the structure,not Hydantoin&its derivatives	227.000	1.976.504	1.774.547	11.469.399
29333100	Pyridine & its salts	1	1	356	631
29333910	Chlorpheniramine & isoniazid	4.800	9.181	373.936	424.256
29333930	Paraquat salts	3	1.449	637	6.496
29335200	Malonylurea (barbituric acid) & its salts	0	0	75	75
29335990	Compound contain aPyrimidine ring (whether/not hydrogenated)/piperazine ring inThe structure,ot than HS29335200-29335910	-	42.658	-	71.951
29336100	Melamine	-	13.080	-	55.726
29336900	Compounds containing an unfused triazine ring (whether or not hydrogenated) in the structure, other than Melamin	50	91.605	590	257.974
29339910	Mebendazole & parbendazole	0	75	562	1.915
29339990	Heterocyclic compounds with nitrogen hetero-atom(s) only oth than 2933.11.00-2933.99.10	3.539.950	33.893.160	18.840.334	159.760.443
29341000	Compounds containing an unfused thiazole ring (whether or not hydrogenated) in the structure	-	258	-	37.732
29342000	Compounds containing in the structure a benzothiazole ringsystem (whether or not hydrogenated), not further fused	-	33.337	-	72.760
29343000	Compounds containing in the structure a phenothiazine ringsystem (whether or not hydrogenated), not further fused	-	1.200	-	1.624
29349910	Nucleic acids & their salts	1.181.886	9.690.080	6.492.448	51.708.627
29349920	Sultones, sultams, diltiazem	286	5.625	107.081	1.951.407
29349930	6Aminopenicillanic acid	7.640	30.268	15.814	62.600
29349950	Oxadiazon, with a purity of 94 % or more	-	18.000	-	2.155.267
29349990	Nucleic acids&their salts,whether or not chemically define,oth heterocyclic comp n.e.c. HS 2934.10.00-2934.99.50	152.700	2.116.008	2.356.720	28.951.244
29359000	Sulphonamides other than HS 2935.10.00-2935.50.00	52.230	664.081	509.441	6.136.017



Tabel 3 : Ekspor Indonesia menurut Komoditi ( Kode HS 8 digit )

		November 2021			
Kode H S	Uraian golongan barang	Berat bersih (Kg)		Nilai F.O.B. ( U S \$ )	
		Bulan ini	Kumulatif	Bulan ini	Kumulatif
(1)	(2)	(3)	(4)	(5)	(6)
29362100	Vitamin A & their derivatives	-	6.600	-	270.287
29362200	Vitamin B1 & its derivatives	3.200	5.308	71.524	136.618
29362400	D or DLPantothenic acid (Vitamin B3 or Vitamin B5) & its derivatives	368	18.505	10.209	282.395
29362500	Vitamin B6 & its derivatives	-	50	-	1.162
29362600	Vitamin B12 & its derivatives	525	1.650	47.377	148.279
29362700	Vitamin C & its derivatives	8.588	18.695	66.753	159.354
29362800	Vitamin E & its derivatives	1.096	31.730	80.668	900.141
29362900	Vitamins; n.e.c. in HS 2936.21.00-2936.28.00, and their derivatives, unmixed	823	16.087	38.282	179.696
29369000	Provitamins,natural or reproduced by synthesis (including natural concentrates)	2.730	54.084	142.208	834.910
29371900	Polypeptide,protein&glycoprotein hormones,their derivatives&struct analogue,oth than somatotropin&insulin&its salts	22	230	577.317	6.506.729
29372900	Steroidal hormone, their derivative& structural analogues oth than HS29372100-29372300	-	0	-	7
29379090	Hormones, natural or reproduced by synthesis, n.e.c. HS 2937.11.00-2937.90.20	4	174	172	384
29389000	Glycosides,natural/reproduced by synthesis,&their salt,ether,ester&other deriv,Oth than Rutoside(rutin) & its derivative	18.244	166.100	85.896	535.530
29392010	Alkaloids of cinchona & their derivatives, salts thereof, Quinine & its salts	10.811	107.286	1.054.018	10.907.072
29392090	Alkaloids of cinchona & their derivatives, salts thereof, oth than Quinine & its salts	1	69	5	7.969
29393000	Caffeine & its salts	1.600	31.462	35.450	232.044
29397900	Alkaloids; of vegetal origin, nec HS 2939.71.00	-	933	-	1.104
29400000	Sugars, chemically pure oth than sucrose ,lactose, maltose, glucose, & fructose	1.521.447	16.274.052	1.290.179	16.006.239
29411020	Ampicillin & its salts	-	0	-	3
29411090	Penicillins & their derivatives with a penicillanic acid structure, salts thereof, other than Amoxicillin & Ampicillin	-	3.320	-	67.617
29415000	Erythromycin & its derivatives, salts thereof	-	5	-	711
29419000	Antibiotics; n.e.c. in heading no. 2941	4	2.009	549	24.808
29420000	Organic compounds; n.e.c. in chapter 29	650	166.841	5.988	891.924
30012000	Extracts of glands or other organs or of their secretions	-	1	-	111
30019000	Heparin&its salts,oth human/animal substance prepared for therapeutic/prophylactic uses,not elsewhere specified/included	-	132.321	-	870.069
30021100	Malaria diagnostic test kits	-	11	-	594
30021210	Antisera, plasma protein solutions, haemoglobin powder	18	56	1	397
30021290	Antisera & other blood fractions, other than antisera, plasma protein solutions, haemoglobin powder	350	3.450	5.810	162.909
30021500	Immunological products, put up in measured doses or in forms or packings for retail sale	1	642	150	8.408
30021900	Immunological products,w.o.n modified/obtained by means of biotechnological processes,other than HS 3002.11-3002.15	-	45	-	713
30022010	Tetanus toxoid	6.726	82.920	736.653	13.465.962
30022020	Pertussis, measles, meningitis or polio vaccines	32.483	169.008	6.959.428	64.985.058
30022090	Vaccines for human medicine, Other than Tetanus toxoid & Pertussis, measles, meningitis or polio vaccines	245	3.499	80.489	939.918
30023000	Vaccines for veterinary medicine	35.339	589.877	627.719	15.189.835
30029000	Toxins, cultures of micro-organisms (excluding yeasts) and similar products	13.040	161.458	49.282	610.815
30031090	Medicaments cont. penicillins/deriv, with penicillanic acid structure/streptomycins, o.t cont. amoxicillin&ampicillin	50	28.666	22	99.315
30032000	Medicaments,cont.antibiotic, consist?2constituent mix for therapeutic/prophylactic,not in measured dose/pack for retail	-	1.832	-	81.305

Tabel 3 : Ekspor Indonesia menurut Komoditi ( Kode HS 8 digit )

		November 2021			
Kode H S	Uraian golongan barang	Berat bersih (Kg)		Nilai F.O.B. ( U S \$ )	
		Bulan ini	Kumulatif	Bulan ini	Kumulatif
(1)	(2)	(3)	(4)	(5)	(6)
30033100	Medicaments, containing insulin, for therapeutic or prophylactic uses, not packaged for retail sale	-	11	-	1.376
30033900	Medicaments,containing hormones (excl. insulin),for therapeutic/prophylactic uses,not packaged for retail sale	157.347	1.123.896	1.838.222	14.003.084
30039000	Medicaments, for therapeutic or prophylactic uses, not packed for retail sale, other than HS 3003.10.10-3003.60.00	-	34	-	11.113
30041015	Medicament,containing penicillin G (excl penicillin G benzathine),phenoxymethyl penicillin/salts thereof,for retail sale	1.587	4.986	137.146	433.317
30041016	Medicaments,containing ampicillin,amoxycillin or salts thereof,of a kind taken orally,packing for retail sale	12.669	107.125	405.372	2.172.051
30041019	Medicaments,containing penicillins/derivates thereof,packing for retail sale,other than HS 3004.10.15-3004.10.16	73.398	547.136	4.401.103	40.299.614
30041021	Medicaments, containing streptomycins or derivatives thereof, in ointment form, packing for retail sale	29	1.445	1.502	26.801
30041029	Medicaments, containing streptomycins or derivatives thereof, other than in ointment form, packing for retail sale	-	1.364	-	7.403
30042010	Antibiotics containing gentamycin,lincomycin,sulfamethoxazole/its derivatives,of a kind taken orally/in ointment form	474	1.970	221.698	494.800
30042031	Antibiotics containing erythromycin or derivatives thereof, of a kind taken orally	27.971	145.816	130.106	3.161.277
30042032	Antibiotics containing erythromycin or derivatives thereof, in ointment form	110	230	9.853	11.282
30042039	Antibiotics containing erythromycin or derivatives thereof, other than of a kind taken orally or in ointment form	437	4.580	54.301	755.542
30042071	Antibiotics containing tetracyclines or chloramphenicols or derivatives,of a kind taken orally or in ointment form	977	33.086	24.674	921.834
30042079	Antibiotics containing tetracyclines or chloramphenicols or derivatives,oth of a kind taken orally or in ointment form	-	484	-	23.909
30042091	Antibiotic, of a kind taken orally or ointment form, other than HS 3004.20.10-3004.20.79	1.866	25.160	159.058	1.485.178
30042099	Antibiotic, other than of a kind taken orally or ointment form, other than HS 3004.20.10-3004.20.79	21.676	188.712	1.004.047	7.429.414
30043100	Medicaments, containing hormones or other products of heading 29.37, containing insulin	364	2.026	9.597	54.125
30043210	Medicaments,contain corticosteroid hormones,its derivatives/structural analogues,contain dexamethasone/their derivatives	1.725	9.176	15.409	103.320
30043290	Medicaments, containing corticosteroid hormones, their derivatives or structural analogues, oth HS 3004.32.10-3004.32.40	7.169	32.449	1.020.647	3.888.192
30043900	Medicaments, containing hormones/other products of heading 29.37, other than HS 3004.31.00-3004.32.90	66.479	783.369	1.390.153	14.937.168
30044100	Medicaments,containing alkaloids or derivatives thereof,containing ephedrine or its salts,packing for retail sale	-	104.314	-	406.010
30044200	Medicaments,containing alkaloids/derivatives thereof,containing pseudoephedrine/its salts,packing for retail sale	26.073	212.941	359.104	2.602.278
30044300	Medicaments,containing alkaloids/derivatives thereof,containing norephedrine or its salts,packing for retail sale	34.701	486.834	538.914	5.310.873
30044960	Medicaments, containing theophylline, of a kind taken orally, packing for retail sale	-	195	-	9.397
30044990	Medicaments, containing alkaloids or derivatives thereof, packing for retail sale, other than HS 3004.41.00-3004.49.80	-	2	-	25
30045010	Medicaments containing vitamins or other products of heading 29.36, of a kind suitable for children, in syrup form	12	24.153	170	96.078
30045021	Medicaments containing more than one vitamin, of a kind taken orally	6.357	42.479	156.519	1.008.621

Tabel 3 : Ekspor Indonesia menurut Komoditi ( Kode HS 8 digit )

November 2021

Kode H S	Uraian golongan barang	Berat bersih (Kg)		Nilai F.O.B. ( U S \$ )	
		Bulan ini	Kumulatif	Bulan ini	Kumulatif
(1)	(2)	(3)	(4)	(5)	(6)
30045029	Medicaments containing more than one vitamin, other than of a kind taken orally	63.433	790.415	1.737.491	20.048.353
30045091	Medicaments containing vitamin A, B or C	10.762	86.620	341.424	2.733.503
30045099	Medicaments containing vitamins or other products of heading 29.36, other than HS 3004.50.10-3004.50.91	12.483	183.374	1.184.996	15.088.926
30046090	Medicaments,containing antimalarial active principles described in Subheading Note 2,other than HS 3004.60.10-3004.60.20	-	17	-	936
30049020	Closed sterile water for inhalation, pharmaceutical grade	2	12.505	96	156.917
30049030	Antiseptics	678.259	2.541.909	2.296.259	7.769.783
30049041	Anaesthetics, containing procaine hydrochloride	-	2	-	4
30049049	Anaesthetics, other than containing procaine hydrochloride	108.034	1.314.411	2.473.772	27.406.307
30049051	Analgesics,antipyretics&oth medicaments for coughs/colds,contain acetylsalicylic acid,paracetamol/dipyrone,taken orally	14.857	827.492	234.673	10.348.260
30049052	Analgesics,antipyretics&other medicaments for the treatment of coughs/colds,containing chlorpheniramine maleate	-	71.985	-	444.700
30049053	Analgesics,antipyretics&other medicaments for the treatment of coughs/colds,containing diclofenac,of a kind taken orally	-	1.557	-	72.194
30049054	Analgesics,antipyretics&other medicaments for the treatment of coughs/colds,containing piroxicam (INN) or ibuprofen	875	16.581	39.630	345.384
30049055	Analgesics, antipyretics&other medicaments for the treatment of coughs/colds, in liniment form	210.476	1.662.653	1.529.207	11.448.039
30049059	Analgesics, antipyretics & other medicaments for the treatment of coughs or colds, other than HS 3004.90.51-3004.90.55	510.569	3.455.025	5.009.809	58.632.047
30049065	Antimalarials, herbal medicaments	18.515	182.629	381.784	2.712.482
30049069	Antimalarials, other than containing primaquine/artemisinin other than of subheading 3004.60.10/herbal medicaments	19.250	77.351	92.960	536.149
30049071	Anthelmintic, containing piperazine or mebendazole (INN)	13	13	1.410	1.410
30049072	Anthelmintic, herbal medicaments	127	10.540	596	66.135
30049079	Anthelmintic, other than containing piperazine or mebendazole (INN) or herbal medicaments	1.584	55.470	49.996	1.806.686
30049082	Anti HIV/AIDS medicaments	261	4.875	336.437	12.061.465
30049089	Medicaments for the treatment of cancer or other intractable diseases, other than containing deferoxamine, for injection	4.959	54.268	2.193.759	7.599.529
30049091	Medicaments containing sodium chloride or glucose, for infusion, packaged for retail sale	32.848	383.373	206.632	2.050.478
30049092	Medicaments containing sorbitol or salbutamol, for infusion, packaged for retail sale	15.412	161.045	70.767	793.546
30049093	Medicaments containing sorbitol or salbutamol, in other forms, packaged for retail sale	-	21.324	-	39.205
30049094	Medicaments containing cimetidine (INN) or ranitidine (INN) other than for injection, packaged for retail sale	-	35.732	-	222.661
30049096	Nasal-drop medicaments containing naphazoline, xylometazoline or oxymetazoline	-	184	-	4.802
30049098	Herbal medicaments, other than for anthelmintic or antimalarials	284.648	1.976.128	549.906	4.730.443
30049099	Medicament consisting of mix/unmix product for therapeutic/prophylactic uses,for retail sale,oth HS 3004.10.15-.90.98	29.529	387.093	10.690.137	94.870.994
30051010	Adhesive dressings & other articles having an adhesive layer, impregnated or coated with pharmaceutical substances	4.311	946.247	28.106	525.030
30051090	Adhesive dressings&other articles having an adhesive layer,other than impregnated/coated with pharmaceutical substances	45.612	533.197	370.811	2.516.369

Tabel 3 : Ekspor Indonesia menurut Komoditi ( Kode HS 8 digit )

November 2021

Kode H S	Uraian golongan barang	Berat bersih (Kg)		Nilai F.O.B. ( U S \$ )	
		Bulan ini	Kumulatif	Bulan ini	Kumulatif
(1)	(2)	(3)	(4)	(5)	(6)
30059010	Bandages, put up in forms or packings for retail sale for medical, surgical, dental or veterinary purposes	7.933	44.447	97.770	426.737
30059020	Gauze, put up in forms or packings for retail sale for medical, surgical, dental or veterinary purposes	1	1	43	58
30059090	Wadding, packings for retail sale for medical, surgical, dental/veterinary purposes, other than HS 3005.10.10-3005.90.20	2.306	53.347	19.877	676.193
30061010	Sterile absorbable surgical or dental yarn, sterile surgical or dental adhesion barriers, whether or not absorbable	16	17	10.152	10.159
30061090	Sterile surgical catgut, sterile tissue adhesives for surgical wound closure; sterile laminaria & sterile laminaria tents	730	4.901	4.105	46.628
30062000	Bloodgrouping reagents	1	22.253	1	20.520
30063020	Opacifying prep for Xray examinations, reagents of microbial origin, of a kind suit for veterinary biological diagnosis	6	25	68.800	76.416
30063090	Opacifying preparations for Xray examinations, other than HS 3006.30.10-3006.30.30	-	0	-	69
30064010	Dental cements & other dental fillings	-	772	-	644
30065000	First-aid boxes & kits	-	140	-	703
30066000	Chemical contraceptive preparations based on hormones, on other products of heading 29.37 or on spermicides	20.251	216.653	1.363.152	14.315.980
30067000	Gel prep designed to be used in hum or vet med as a lubricant for parts of the body for surg operations or physical exam	4	4.698	2	68.579
30069290	Waste pharmaceuticals other than medicaments for the treatment of cancer, HIV/AIDS or other intractable diseases	13	56	649	2.268
31010010	Fertilisers produced by of solely vegetable origin	1.201.546	5.844.524	302.162	1.440.417
31010092	Fertilisers produced of animal origin (other than guano), chemically treated	9.753	32.765	6.815	50.791
31010099	Animal fertilisers, not chemically treated	1.282.217	18.379.164	387.278	5.087.496
31021000	Urea, whether or not in aqueous solution	174.290.219	1.980.708.743	87.247.534	740.926.043
31022100	Ammonium sulphate	168.000	1.218.000	42.970	246.135
31022900	Double salts & mixtures of ammonium sulphate & ammonium nitrate	-	87.843	-	46.938
31023000	Ammonium nitrate, whether or not in aqueous solution	2.200.000	32.089.600	1.643.416	14.144.860
31024000	Mixtures of ammonium nitrate with calcium carbonate or other inorganic non-fertilising substances	-	10.000	-	345
31026000	Double salts & mixtures of calcium nitrate & ammonium nitrate	-	2.000	-	1.062
31028000	Mixtures of urea & ammonium nitrate in aqueous or ammoniacal solution	10	62	91	1.405
31029000	Mineral or chemical fertilisers, nitrogenous, other than HS 3102.10-3102.80.00	11.885	123.425	45.613	176.112
31031190	Superphosphates containing by weight 35 % or more of diphosphorus pentaoxide (P2O5), other than feed grade	850.000	7.835.925	204.176	1.824.814
31031990	Superphosphates containing by weight less than 35 % of diphosphorus pentaoxide (P2O5), other than feed grade	400.200	5.090.609	75.960	1.032.179
31039010	Calcined phosphatic fertilisers	126.600	1.744.700	29.751	387.428
31039090	Mineral or chemical fertilisers, phosphatic, other than superphosphate & calcined phosphatic fertilisers	422.700	9.887.434	102.801	1.838.876
31042000	Potassium chloride	-	80.304	-	35.467
31043000	Potassium sulphate	1.459.000	13.313.001	817.490	5.743.913
31049000	Mineral or chemical fertilisers, potassic, other than potassium chloride & potassium sulphate	-	5.000	-	2.800
31051010	Superphosphates & calcined phosphatic fertilisers in tablets or similar forms of a gross weight not exceeding 10 kg	-	21.000	-	4.869
31051020	Mineral/chemical fertilisers contain 2 or 3 of fertilising elements in tablets/similar forms of a gross weight <=10 kg	-	71.200	-	43.520
31052000	Mineral or chemical fertilisers containing the three fertilising elements nitrogen, phosphorus & potassium	433.366	6.187.529	102.092	3.073.514
31054000	Ammonium dihydrogenorthophosphate & mixtures thereof with diammonium hydrogenorthophosphate	-	4.636	-	18.143

Tabel 3 : Ekspor Indonesia menurut Komoditi ( Kode HS 8 digit )

		November 2021			
Kode H S	Uraian golongan barang	Berat bersih (Kg)		Nilai F.O.B. ( U S \$ )	
		Bulan ini	Kumulatif	Bulan ini	Kumulatif
(1)	(2)	(3)	(4)	(5)	(6)
31055100	Mineral or chemical fertilisers containing nitrates & phosphates	64.800	145.291.380	13.717	49.422.196
31055900	Mineral/chemical fertilisers,contain the two fertilising elements nitrogen&phosphorus,oth contain nitrates&phosphates	65.500	653.002	10.856	100.538
31056000	Mineral or chemical fertilisers containing the two fertilising elements phosphorus & potassium	2.007	8.609	467	3.408
31059000	Mineral/chemical fertilisers contain two/three of fertilising elements nitrogen,phosphorus&potassium, oth HS 3105.20- .60	435.377	4.966.706	118.409	1.268.713
32011000	Quebracho extract	-	11.070	-	15.238
32019000	Tanning extracts of vegetable origin,tannins&their salts, ethers, ester&other derivatives, oth quebracho&wattle extract	1.454.039	17.455.815	3.383.292	42.968.292
32021000	Synthetic organic tanning substances	523.275	4.977.194	745.062	6.635.176
32029000	Inorganic tanning substances, tanning prep, w.o.n containing natural tanning substances, enzymatic prep for pre-tanning	476	42.521	1.311	46.474
32030010	Colouring matter of veg/animal origin incl dyeing extracts excl animal black,of a kind used in the food/drink industries	467	34.396	2.926	221.670
32030090	Col matter of veg/animal origin incl dyeing extract excl animal black other than used in the food or drink industries	263	9.228	35.586	68.458
32041110	Disperse dyes & preparations based thereon, crude	16.856	39.780	113.976	262.813
32041190	Disperse dyes & preparations based thereon, other than crude	612.202	6.603.158	6.569.913	80.440.381
32041210	Acid dyes, whether or not premetallised, & preparations based thereon	60.213	596.683	705.240	7.488.046
32041290	Mordant dyes & preparations based thereon	1	3.863	2	51.581
32041300	Basic dyes & preparations based thereon	-	82.001	-	275.819
32041400	Direct dyes & preparations based thereon	127.906	1.214.398	275.242	3.098.832
32041500	Vat dyes (including those usable in that state as pigments) & preparations based thereon	55.986	263.175	1.081.868	4.922.879
32041600	Reactive dyes & preparations based thereon	543.154	4.532.853	2.971.964	25.847.231
32041710	Synthetic organic pigment in powder form	296.071	3.061.861	1.752.888	21.473.791
32041790	Pigments & preparations based thereon, other than synthetic organic pigment in powder form	149.040	3.195.170	760.382	15.373.262
32041900	Synthetic organic colouring matter & prep,including mixtures of colouring matter of ?2 of the subheading 3204.11-3204.19	624.358	3.733.552	658.453	4.016.835
32042000	Synthetic organic products of a kind used as fluorescent brightening agents	1.783.321	7.981.956	2.238.268	11.873.787
32049000	Synthetic organic colouring matter, prep as specified in Note 3 to this Chapter , other than HS 3204.11 to 3204.20	16.055	19.939	38.406	246.118
32050000	Colour lakes, preparations as specified in Note 3 to this Chapter based on colour lakes.	-	5.393	-	43.513
32061110	Pigments based on titanium dioxide containing 80 % or more by weight of titanium dioxide calculated on the dry matter	3.000	10.000	21.162	67.706
32061190	Preparations based on titanium dioxide containing 80% or more by weight of titanium dioxide calculated on the dry matter	-	23.940	-	29.757
32061910	Pigments based on titanium dioxide containing less than 80 % by weight of titanium dioxide calculated on the dry matter	27.725	276.826	204.773	905.343
32061990	Preparations based on titanium dioxide containing < 80% by weight of titanium dioxide calculated on the dry matter	41.400	498.925	98.736	1.509.341
32062010	Chrome yellow, chrome green & molybdate orange or red based on chromium compounds	31.960	368.183	126.626	1.849.718
32062090	Pigments&prep based on chromium compounds,oth than chrome yellow,chrome green&molybdate orange/red from chrome compounds	12.020	31.034	43.683	103.088
32064110	Preparations based on ultramarine	-	1.200	-	11.807
32064190	Ultramarine	-	50.000	-	85.800

Tabel 3 : Ekspor Indonesia menurut Komoditi ( Kode HS 8 digit )

		November 2021			
Kode H S	Uraian golongan barang	Berat bersih (Kg)		Nilai F.O.B. ( U S \$ )	
		Bulan ini	Kumulatif	Bulan ini	Kumulatif
(1)	(2)	(3)	(4)	(5)	(6)
32064910	Preparation, other than ultramarine & prep based thereon or lithopone & other pigments & prep based on zinc sulphide	2.000	217.616	9.820	1.996.510
32064990	Colouring matter, other than ultramarine & prep based thereon or lithopone & other pigments & prep based on zinc sulphide	130.753	1.263.171	737.211	5.629.609
32065090	Inorganic products of a kind used as luminophores, other than preparations	-	38	-	20.665
32071000	Prepared pigments, prepared opacifiers, prepared colours & similar preparations	565.946	4.476.829	1.730.043	14.012.343
32072010	Enamel frits	35.500	194.514	81.185	377.860
32072090	Vitrifiable enamels & glazes, engobes (slips) & similar preparations, other than enamel frits	228.250	3.554.195	156.565	2.544.046
32073000	Liquid lustres & similar preparations	3.028	9.551	5.495	18.401
32074000	Glass frit & other glass, in the form of powder, granules or flakes	742.756	6.558.736	495.047	5.477.286
32081019	Varnishes (including lacquers) based on polyesters, other than of a kind used in dentistry	7.298	118.173	7.202	276.962
32081020	Antifouling &/or anticorrosive paints for ships' hulls based on polyesters	50	849	55	6.201
32081090	Paint incl enamels based on polyesters, oth than varnishes incl lacq&antifouling &/or anticorrosive paint for ships'hulls	382.244	6.807.488	1.049.133	19.155.573
32082040	Antifouling &/or anticorrosive paints for ships' hulls based on acrylic or vinyl polymers	-	587	-	757
32082070	Varnishes (including lacquers), of a kind used in dentistry based on acrylic or vinyl polymers	-	7.400	-	28.700
32082090	Paints based on acrylic or vinyl polymers, oth than antifouling &/or anticorrosive paint	237.841	3.161.680	1.013.714	10.426.267
32089019	Varnishes(incl lacquers), >100°C heat resistance, not used in dentistry, oth based on polyesters, acrylic/vinyl polymers	20.225	189.912	60.287	539.897
32089029	Varnishes(incl lacquers), <=100°C heat resistance, not used in dentistry, oth based on polyesters, acrylic/vinyl polymers	162.080	1.588.802	503.877	4.820.614
32089030	Antifouling &/or anticorrosive paints for ships'hulls other than based on polyesters&based on acrylic or vinyl polymers	-	73	-	9.065
32089090	Paint&varnishes incl enamels&lacquers exc based on polyesters&based on acrylic/vinyl polymers&HS 3208.10.10-3208.90.30	705.868	8.547.111	2.682.734	28.925.232
32091010	Varnishes (including lacquers), based on acrylic or vinyl polymers	33.818	219.191	66.592	327.158
32091050	Antifouling &/or anticorrosive paints for ships' hulls, based on acrylic or vinyl polymers	42	1.992	11	7.458
32091090	Paints&varnishes including enamels based on acrylic or vinyl polymers, other than HS 3209.10.10-3209.10.50	35.556	512.748	73.032	985.681
32099000	Paints & varnishes (including enamels & lacquers), other than based on acrylic or vinyl polymers	321.013	2.734.873	534.623	4.315.298
32100010	Varnishes (including lacquers)	11.870	139.103	69.508	801.708
32100030	Prepared water pigments of a kind used for finishing leather	-	27.766	-	48.046
32100091	Antifouling &/or anticorrosive paints for ships' hulls	-	342	-	424
32100099	Paints other than antifouling &/or anticorrosive paints for ships' hulls	7.631	51.880	41.066	215.284
32110000	Prepared driers	34.576	114.778	106.069	411.435
32121000	Stamping foils	4.891	38.573	97.027	795.993
32129011	Aluminium paste dispersed in nonaqueous media, of a kind used in the manufacture of paints (including enamels)	100	3.264	393	16.412
32129014	Pigments incl metallic powders&flakes dispersed in not water media, in liq/paste form, for manufacture of leather paint	-	50	-	0
32129019	Pigment incl metallic powders&flakes dispersed in not water media, in liq/paste form, not for manufacture of leather paint	1.009	30.967	10.856	198.610
32129021	Dyes & other colouring matter put up in forms or packings for retail sale of a kind used in the food or drink industries	-	3	-	8

Tabel 3 : Ekspor Indonesia menurut Komoditi ( Kode HS 8 digit )

		November 2021			
Kode H S	Uraian golongan barang	Berat bersih (Kg)		Nilai F.O.B. ( U S \$ )	
		Bulan ini	Kumulatif	Bulan ini	Kumulatif
(1)	(2)	(3)	(4)	(5)	(6)
32129022	Dyes put up in forms/packings for retail sale of a kind not used in the food/drink industries	-	1	-	105
32129029	Colouring matter put up in forms/packings for retail sale of a kind not used in the food/drink industries	3.048	27.721	5.235	34.921
32131000	Colours in sets, of a kind used by artists, students or signboard painters	9	18.750	112	158.506
32139000	Colours, of a kind used by artists, students or signboard painters, other than colours in sets	685	1.426	1.656	5.248
32141000	Glaziers' putty, grafting putty, resin cements, caulking compounds & other mastics, painters' fillings	113.142	1.441.077	392.427	5.120.486
32149000	Non-refractory surfacing preparations for facades, indoor walls, floors, ceilings or the like.	364.546	3.923.774	524.105	5.850.637
32151110	Printing ink, black, ultraviolet curable	120	222	0	1.013
32151190	Printing ink, black other than ultraviolet curable ink	113.734	1.442.941	901.557	13.702.159
32151900	Printing ink, other than black	830.136	9.160.060	7.163.563	81.491.922
32159060	Writing or drawing ink	14	1.226	436	46.840
32159070	Ink of a kind suitable for use with duplicating machines of heading 84.72	23.872	387.303	538.493	8.585.944
32159090	Ink, whether or not concentrated or solid, other than HS 3215.11.10-3215.90.70	21.209	638.666	160.238	4.645.403
33011200	Essential oils of orange	213	6.735	13.468	161.631
33011300	Essential oils of lemon	52	1.100	2.650	65.226
33011900	Essential oils of citrus fruit, other than of orange & lemon	105.911	1.288.360	2.837.304	38.081.875
33012400	Essential oils of peppermint (Mentha piperita)	154	7.391	4.968	210.379
33012500	Essential oils of other mints, other than peppermint (Mentha piperita)	5.293	171.026	282.784	8.735.579
33012910	Essential oils of lemon grass, citronella, nutmeg, cinnamon, ginger, cardamom, fennel or palmrose	191.453	2.577.877	6.559.096	81.380.250
33012920	Essential oils of sandalwood	21.240	184.398	1.622.641	13.223.449
33012990	Essential oils other than HS 3301.12.00-3301.29.20	146.156	926.111	3.267.341	23.828.513
33013000	Resinoids	4	141	754	15.920
33019010	Aqueous distillates & aqueous solutions of essential oils suitable for medicinal use	1.019	24.039	15.068	431.406
33019090	Extract oleoresins; concentrates of essential oils; terpenic by-product of deterpenation of essential oils	264.024	2.417.363	6.082.370	61.372.502
33021010	Odoriferous alcoholic preparations of a kind used in the manufacture of alcoholic beverages, in liquid form	16.790	128.407	178.677	1.313.732
33021020	Odoriferous alcoholic preparations of a kind used in the manufacture of alcoholic beverages, in other forms	400	9.453	13.258	146.555
33021090	Odoriferous alcoholic preparations of a kind used in the food or drink industries, other than HS 3302.10.10-3302.10.20	853.593	11.061.540	9.615.429	118.635.276
33029000	Odoriferous substances and mixtures; used as raw materials in industries other than the food or drink industries	372.747	3.756.189	5.806.498	63.421.497
33030000	Perfumes & toilet waters.	658.564	7.987.790	13.515.751	146.027.209
33041000	Lip makeup preparations	474	14.389	83.362	1.046.225
33042000	Eye makeup preparations	1.213	22.899	212.518	4.382.808
33043000	Manicure & pedicure preparations	841	11.260	4.678	92.060
33049100	Beauty or make up preparations, powders, whether or not compressed	205.993	2.738.437	555.904	11.726.514
33049920	Antiacne preparations	18.708	262.284	83.690	1.076.500
33049930	Face or skin creams & lotions other than antiacne preparations	1.341.653	11.850.496	4.036.853	46.205.835
33049990	Beauty/make up preparat, for the care of the skin (incl sunscreen or sun tan preparations), o.t HS 3304.10.00-3304.99.30	852.974	7.077.580	7.080.396	62.916.664
33051010	Shampoos having antifungal properties	517.008	7.775.004	974.527	14.106.775
33051090	Shampoos not having antifugal properties	1.144.423	12.037.397	2.666.946	27.697.430
33052000	Preparations for permanent waving or straightening	5.055	18.153	41.069	140.407
33053000	Hair lacquers	6.281	8.834	19.108	43.985
33059000	Preparations for use on the hair, other than shampoos, preparations for permanent waving or straightening & hair lacquer	632.467	6.585.978	3.819.790	46.285.056

Tabel 3 : Ekspor Indonesia menurut Komoditi ( Kode HS 8 digit )

November 2021

Kode H S	Uraian golongan barang	Berat bersih (Kg)		Nilai F.O.B. ( U S \$ )	
		Bulan ini	Kumulatif	Bulan ini	Kumulatif
(1)	(2)	(3)	(4)	(5)	(6)
33061010	Dentifrices in powders forms & pastes for dental prophylaxis	624.613	6.410.428	1.138.117	12.634.999
33061090	Dentifrices, other than in powders forms&pastes for dental prophylaxis	96.358	1.247.025	491.725	5.355.721
33062000	Yarn used to clean between the teeth (dental floss)	-	2.439	-	97.063
33069000	Prep for oral/dental hygiene, incl denture fixative pastes&powders,in individual retail packages,other than dentifrices	25.954	359.430	116.432	1.144.374
33071000	Preshave, shaving or aftershave preparations	17.320	138.579	48.348	376.970
33072000	Personal deodorants & antiperspirants	53.205	800.229	303.663	4.080.801
33073000	Perfumed bath salts & other bath preparations	4	594	137	7.962
33074110	Agarbatti & other odoriferous prep which operate by burning,Scented powders of a kind used during religious rites	71.773	1.309.498	34.505	1.272.925
33074190	Agarbatti& other odoriferous prep which operate by burning, oth scented powders of a kind used during religious rites	18.818	184.222	164.514	890.076
33074910	Room perfuming preparations, whether or not having disinfectant properties	172.350	1.240.927	856.493	6.796.261
33074990	Deodorising rooms, other than room perfuming preparations, whether or not having disinfectant properties	31.567	206.307	138.868	1.214.066
33079010	Animal toilet preparations	-	5	-	45
33079030	Papers & tissues, impregnated or coated with perfume or cosmetics	90.247	1.111.004	570.770	3.629.265
33079040	Perfumery or cosmetics, including depilatories, other than HS 3307.10.00-3307.90.31	5.713	107.814	15.397	457.127
33079050	Contact lens or artificial eye solutions	-	6.861	-	43.600
33079090	Perfumery, cosmetic or toilet preparations, other than HS 3307.10.00-3307.90.50	54.255	455.491	590.698	2.687.529
34011140	Medicated soap including disinfectant soap	2.460.635	21.675.542	2.930.390	27.734.417
34011150	Soap for toilet uses including bath soap other than medicated soap	8.129.160	98.263.275	12.818.700	146.850.441
34011160	Organic surface-active prod&prep for toilet use, of felt/nonwovens,impregnated,coated/covered with soap/detergent	4.442	76.013	10.755	170.896
34011190	Organic surface-active products & preparations for toilet use, other than HS 3401.11.60	971.180	9.110.750	838.958	7.710.144
34011910	Soap&org surf-active products&prep, of felt&nonwovens,impregnated,coated/cover with soap/detergent, not for toilet use	-	880	-	582
34011990	Soap&org surf-active prod&prep,form of bars,cakes,moulded pieces/shapes,pap,wadding,oth for toilet use incl med products	4.218.141	43.336.000	6.663.962	61.945.027
34012020	Soap chips	48.375.281	499.056.996	41.298.025	397.111.100
34012091	Soap in other forms of a kind used for flotation deinking of recycled paper, other than soap chips	-	87.569	-	334.398
34012099	Soap in other forms, other than soap chips & soap of a kind used for flotation deinking of recycled paper	6.891.644	42.681.252	5.943.753	38.607.886
34013000	Organic surfaceactive products&prep for washing the skin,in the form of liq/cream&put up for retail,contain soap/not	1.226.857	15.725.241	4.232.168	50.907.439
34021110	Sulphated fatty alcohols, whether or not put up for retail sale	2.795.542	18.620.787	5.117.822	33.911.194
34021140	Sulphonated alkylbenzene, whether or not put up for retail sale	2.004.770	26.035.001	2.981.715	33.573.356
34021190	Anionic other than Sulphated fatty alcohols&Sulphonated fatty alcohols including org surf-active agents	1.831.991	18.239.573	3.382.209	36.797.849
34021200	Cationic including organic surfaceactive agents, whether or not put up for retail sale	729.201	6.511.524	954.063	9.178.449
34021310	Hydroxyl-terminated polybutadiene, whether or not put up for retail sale	6.081	71.678	13.171	158.323
34021390	Non-ionic including organic surfaceactive agents, put up for retail sale or not, oth hydroxylterminated polybutadiene	195.706	1.737.804	407.211	3.431.896
34021910	Organic surf-active agents,of a kind suit for use in fire-ext prep,other than anionic,cationic&non-ionic	38.040	387.547	65.994	628.417



Tabel 3 : Ekspor Indonesia menurut Komoditi ( Kode HS 8 digit )

November 2021

Kode H S	Uraian golongan barang	Berat bersih (Kg)		Nilai F.O.B. ( U S \$ )	
		Bulan ini	Kumulatif	Bulan ini	Kumulatif
(1)	(2)	(3)	(4)	(5)	(6)
34021990	Organic surf-active agents,other than anionic,cationic&non-ionic&of a kind suit to use in fire-ext prep	568.370	7.412.408	897.236	9.082.007
34022014	Surface active preparations put up for retail sale in liquid form	1.393.991	14.816.199	1.649.689	15.973.669
34022015	Washing/cleaning preparation,including bleaching,cleansing/degreasing preparations put up for retail sale in liquid form	5.166.566	56.275.748	3.647.214	38.596.569
34022094	Surface active preparations put up for retail sale other than in liquid form	6	14.687	18	36.746
34022095	Washing/cleaning prep,including bleaching,cleansing or degreasing prep put up for retail sale other than in liquid form	9.951.775	155.169.125	7.676.613	117.113.615
34029011	Anionic wetting agents in liquid form	69.050	548.288	113.460	936.362
34029012	Anionic washing or cleaning preparations, including bleaching, cleansing or degreasing preparations in liquid form	101.553	1.773.856	140.560	2.556.444
34029013	Washing/cleaning preparations, including bleaching, cleansing/degreasing prep in liquid form other than anionic prep	40.333	264.689	61.564	303.427
34029014	Anionic surface active preparations in liquid form other than anionic wetting agents and washing preparations	10.741	61.022	15.384	90.016
34029019	Surf active prep, wash prep incl aux wash&clean prep,cont soap/not,in liq form, oth than HS34.01, 3402.90.11-14, retail	323.623	3.359.352	588.963	6.439.806
34029091	Anionic wetting agents not in liquid form	835	257.847	1.940	490.864
34029092	Anionic washing or cleaning reparations,including bleaching,cleansing or degreasing preparations not in liquid form	964	3.276	908	7.771
34029093	Washing/cleaning preparations, including bleaching, cleansing/degreasing prep not in liquid form other than anionic prep	48.672	1.009.321	38.667	1.100.723
34029094	Anionic surface active preparations not in liquid form other than anionic wetting agents and washing preparations	-	35	-	18
34029099	Surface active prep,wash prep incl aux wash&clean prep,cont soap/not,not in liq form,oth than of 34.01,HS 3402.90.91-.94	473.054	5.984.769	944.492	10.907.675
34031111	Liquid lubricating oil prep, for treatm of textile,or oth material, containing petroleum oil/oil from bituminous mineral	203	5.058	129	18.074
34031119	Prep for treatm of textile/oth material,in liquid form,contain petrol oil/oil from bituminous mineral,oth lubricating	113	1.946	135	2.536
34031190	Prep for treatm of textile/oth material, contain petrol oil/oil from bituminous mineral, other than in liquid form	369	108.831	1.418	287.853
34031911	Lubricating preparations for aircraft engines,contain petroleum oil/oil from bituminous mineral, in liquid form	1	1.233	23	3.756
34031912	Lubricating prep cont. petroleum oil, not for treatment textile material/leather/furskins cont. silicone oil in liquid	417	428	2.102	2.118
34031919	Lubricate prep cont petrol oil not for treatment textile/leather/furskin/aircraft engine not cont silicone oil in liquid	800	106.861	1.560	348.400
34031990	Lubricating preparation containing petroleum oil not for treatment textile material/leather/furskins, not in liquid form	11	45.906	284	135.268
34039111	Lubricating preparation contain silicone oil-for treatment of textile/leather/furskins,not contain petrol,in liquid form	-	680	-	2.320
34039119	Lubricating prep for treatment of textile/leather/furskins, not contain petrol, in liquid form, o.t contain silicone oil	1.400	96.036	7.620	156.282
34039190	Lubricating prep for treatment of textile/leather/furskins, not contain petrol, other than in liquid form	58.950	462.640	76.573	571.018
34039911	Lubricating preparations for aircraft engines, not contain petroleum oil/oil from bituminous mineral, in liquid form	6	35	2.310	5.145
34039912	Lubricating prep contain silicone oil not for treatment of textile/leather/furskins,not contain petrol,in liquid form	-	4.638	-	26.996

Tabel 3 : Ekspor Indonesia menurut Komoditi ( Kode HS 8 digit )

November 2021

Kode H S	Uraian golongan barang	Berat bersih (Kg)		Nilai F.O.B. ( U S \$ )	
		Bulan ini	Kumulatif	Bulan ini	Kumulatif
(1)	(2)	(3)	(4)	(5)	(6)
34039919	Lubricating prep not cont petrol,not for treatment of textile/leather/furskins/aircraft,not cont silicone oil,in liquid	6.909	127.960	19.425	213.339
34039990	Lubricating preparations,not containing petroleum oil,not for treatment of textile/leather/furskins, not in liquid form	220.312	1.719.573	347.040	3.025.641
34042000	Waxes; artificial and prepared, of poly(oxyethylene) (polyethylene glycol)	-	26.009	-	91.302
34049010	Waxes; artificial and prepared, of lignite chemically modified, other than poly (oxyethylene) (polyethylene glycol)	-	6	-	28
34049090	Artificial waxes & prepared waxes, other than HS 3404.20.00-3404.90.10	5.140.978	64.340.030	8.783.153	93.154.478
34051000	Polishes, creams & similar preparations for footwear or leather	26.462	392.986	142.372	1.855.137
34052000	Polishes, creams & similar preparations for the maintenance of wooden furniture, floors or other woodwork	1.145	11.606	3.013	45.124
34053000	Polishes & similar preparations for coachwork, other than metal polishes	966	19.517	9.397	136.477
34054020	Scouring pastes & powders & other scouring preparations, in packaging of a net weight not exceeding 1 kg	312	58.192	140	34.286
34054090	Scouring pastes & powders & other scouring preparations, in packaging of a net weight exceeding 1 kg	122	1.816	479	6.467
34059010	Metal polishes	6.249	17.301	102.955	224.749
34059090	Polishes&creams,scouring pastes&powders&similar preparations,excluding waxes of HS 34.04,oth HS 3405.10.00-3405.90.10	3	23.428	16	87.438
34060000	Candles, tapers and the like	135.653	1.958.300	358.972	5.350.807
34070010	Modelling pastes, including those put up for children&E;s amusement	-	4.036	-	12.893
34070020	Prep known as dental wax/dental impression compounds,in set,for retail/in plate,horseshoe shapes,stick/similar forms	12	36	42	2.703
34070030	Preparations for use in dentistry, with a basis of plaster (of calcined gypsum or calcium sulphate)	7	57	712	146.517
35011000	Casein	-	45.000	-	4.549
35019010	Caseinates & other casein derivatives	-	4.500	-	44.595
35022000	Milk albumin, including concentrates of two or more whey proteins	225	751	246	1.091
35030019	Glues; other than fish glue	1.207	22.236	2.404	15.147
35030049	Gelatin & gelatin derivatives oth in powder form with a bloating level of A250 or B230 or higher on the Bloom scale	-	2	-	2
35040000	Peptones & their deriv, oth protein substances & their deriv,not specified or included,hide powder,chromed or not.	40.000	1.360.873	12.303	628.994
35051010	Dextrins, soluble or roasted starches	51.300	4.290.375	153.996	2.368.954
35051090	Dextrins, other than soluble or roasted starches	252.956	5.544.121	278.252	7.742.905
35052000	Glues, based on starches, or on dextrins or other modified starches	1.075	10.027	1.069	202.611
35061000	Products suitable for use as glues or adhesives, put up for retail sale as glues or adhesives, net weight <= 1 kg	229.694	2.344.599	1.386.913	14.300.387
35069100	Adhesives based on polymers of headings 39.01 to 39.13 or on rubber	734.322	9.045.443	1.789.753	21.543.624
35069900	Glues and other adhesives; prepared, n.e.c. in heading no. 3506, not exceeding a net weight of 1kg	80.615	1.190.317	212.418	3.315.947
35079000	Enzymes; other than rennet & concentrates thereof	33.297	458.137	532.882	4.798.578
36020000	Prepared explosives, other than propellent powders	-	250.000	-	559.500
36030010	Semifuses, elemented caps, signal tubes	-	6	-	1.536
36030090	Safety fuses; other than semifuses, elemented caps, signal tubes, safety fuses, detonating fuses	-	112	-	38.200
36041000	Fireworks	230	7.272	789	16.338
36049030	Signalling flares or rockets	-	1	-	194
36049090	Pyrotechnic products; n.e.c. in heading 36.04	5.142	78.775	16.920	214.234
36050000	Matches, other than pyrotechnic articles of heading 36.04	117.654	4.647.581	188.368	6.509.791

Tabel 3 : Ekspor Indonesia menurut Komoditi ( Kode HS 8 digit )

November 2021

Kode H S	Uraian golongan barang	Berat bersih (Kg)		Nilai F.O.B. ( U S \$ )	
		Bulan ini	Kumulatif	Bulan ini	Kumulatif
(1)	(2)	(3)	(4)	(5)	(6)
36061000	Liquid/liquefied-gas fuels in containers, used for filling/refilling cigarette/similar lighters&of a capacity <= 300 cm3	-	99.001	-	156.436
36069020	Lighter flints	-	12	-	250
36069040	Resin torches, firelighters & the like	-	1.003	-	2.073
37011000	Photographic plates&film; for x-ray, in the flat, sensitised, unexposed, of any material oth paper, paperboard/textiles	-	186	-	4.599
37012000	Photographic plates and film; Instant print film	-	2.215	-	156.857
37013000	Photographic plates and film; in the flat, sensitised, unexposed, with any side exceeding 225mm	-	867	-	4.182
37019110	For colour photography (polychrome) of a kind suitable for use in the printing industry	-	69	-	57
37019190	For colour photography (polychrome) not suitable for use in the printing industry	80	99	120	420
37019910	Photographic plates and film in the flat, oth colour photography, of a kind suitable for use in the printing industry	-	185	-	1.200
37019990	Photographic plates and film in the flat, oth colour photography, not suitable for use in the printing industry	-	98	-	32
37021000	Photographic film; for x-rays, in rolls, sensitised and unexposed (other than of paper, paperboard or textiles)	1	2	2	105
37023100	Photographic film in rolls without perforations, of a width not exceeding 105 mm, for colour photography (polychrome)	-	33	-	1.322
37023900	Photographic film in rolls without perforations, of a width not exceeding 105 mm, n.e.c HS 3702.31 & HS 3702.32.00	10	10	10	10
37025290	Photographic film in rolls, for colour photography (polychrome), width <= 16 mm, not suitable for use in cinematography	-	1	-	75
37025490	Photo film in roll,for col photo,w>16mm but<=35mm,l<=30 m,oth(for slide,use in medic,surgical,dent/vet,sci/in print ind)	1.155	1.795	149.050	230.065
37029790	Photographic film in rolls, width <= 35 mm, length > 30 m, not suitable for use in cinematography	90	428	50	1.536
37029890	Photographic film in rolls, width > 35 mm, length < 120 m, not suitable for use in cinematography	17	19	6	150
37031090	Photographic paper,paperboard & textiles,sensitised,unexposed n rolls of a width > 610 mm but exceeding 1,000 mm	5.196	50.768	6.051	59.612
37032000	Photographic paper,paperboard & textiles,sensitised,unexposed, for colour photography (polychrome)	-	2.188	-	9.576
37039000	Photographic paper, paperboard & textiles; (for o.t colour photography&in rolls of a width >610mm), sensitised,unexposed	708	11.637	420	23.682
37040010	X-ray plates or film	-	766	-	7.699
37040090	Photographic plates, film, paper, paperboard & textiles, exposed but not developed, other than X-ray plates or film	44	44	30	30
37050090	Photographic plates & film, exposed & developed, other than cinematographic film, other than X-ray & microfilm	78	913	4.219	101.516
37061090	Cinematographic film, exposed & developed of a width of 35 mm or more, n.e.c HS 3706.10.10 - 3706.10.40	-	3	-	217
37069090	Cinematographic film, exposed & developed of a width less than 35 mm, n.e.c HS 3706.90.10 - 3706.90.40	-	1	-	21
37071000	Sensitising emulsions	-	992	-	3.177
37079090	Chemical preparations for photographic uses; other than flashlight materials not sensitising emulsions	842	22.762	17.486	451.823
38011000	Artificial graphite	7.961	33.410	15.696	131.486
38013000	Carbonaceous pastes for electrodes & similar pastes for furnace linings	-	16	-	11
38019000	Preparations based on graphite/other carbon,blocks,plates/oth semi-manufactures,Oth than HS 38011000-38013000	-	99	-	2.539

Tabel 3 : Ekspor Indonesia menurut Komoditi ( Kode HS 8 digit )

November 2021

Kode H S	Uraian golongan barang	Berat bersih (Kg)		Nilai F.O.B. ( U S \$ )	
		Bulan ini	Kumulatif	Bulan ini	Kumulatif
(1)	(2)	(3)	(4)	(5)	(6)
38021000	Activated carbon	2.348.023	21.532.110	3.177.494	32.441.405
38029010	Activated bauxite	-	3.005	-	2.628
38029020	Activated clays or activated earths	9.195.000	102.999.332	3.123.777	28.799.315
38029090	Activated carbon,animal black, including spent animal black, o.t activated bauxite, activated clays or activated earths	1.968.680	16.770.805	195.257	1.976.038
38030000	Tall oil, whether or not refined.	-	5	-	15
38040010	Concentrated sulphite lye	-	16.500	-	29.469
38040090	Resid lyes from the manufact of wood pulp,Oth than concentrate sulphite lye&Calc lignin sulphonat binder	-	1.201	-	2.479
38051000	Gum, wood or sulphate turpentine oils	2.876.826	15.329.440	10.355.774	54.089.581
38059000	Terpenic oil;produce treatment coniferous wood, crude dipentene, sulphite turpentine&oth crude para-cymene,nec head 3805	-	125.623	-	355.419
38061000	Rosin & resin acids	11.079.229	77.210.755	15.943.740	109.474.791
38062000	Salts of rosin, of resin acids or of derivatives of rosin or resin acids, other than salts of rosin adducts	-	50	-	397
38063090	Ester gums other than in blocks	34.250	404.693	74.422	755.089
38069090	Rosin spirit and rosin oils, n.e.c. HS 3806.10.00-3806.90.10, rum gums other than in blokcks	-	50.802	-	92.883
38070000	Wood of (tar; tar oils; creosote; naphtha); vegetable; brewers'(pitch) & similar preparations based on rosin, resin acid	3	328	275	3.073
38085210	DDT, in packing w <= 300 g, Wood preservatives, being preparations oth than surface coatings, cont insecticid/fungicid	-	934	-	2.305
38085290	DDT, in packing w<=300 g, o.t wood preservatives, being preparations oth than surface coatings, cont insecticid/fungicid	1.474	2.844	991	3.154
38085910	Insecticides	3.033	893.914	10.042	1.048.897
38085921	Fungicides, in aerosol containers	1.050	108.420	6.054	414.585
38085929	Fungicides, other than in aerosol containers	3.265	17.359	1.773	33.130
38085931	Herbicides, in aerosol containers	190	19.824	800	20.002
38085939	Herbicides,other than in aerosol containers	-	490	-	596
38085950	Herbicides, Plantgrowth regulators	5.110	17.256	23.407	77.017
38085960	Herbicides, Disinfectants	335.342	3.330.195	648.339	6.292.252
38085999	DDT (ISO) (clofenotane (INN)), in packings of a net weight content more than 300 g, o.t wood preservative	1.200	53.536	346	241.068
38086110	Goods specified in Subhead Note 2 to this Chap,Mosquito repellent coils,in packings of a net weight content <= 300 g	393.693	5.279.279	361.177	4.969.545
38086120	Goods specified in Subhead Note 2 to this Chap,Mosquito repellent mats, in packings of a net weight content <= 300 g	-	14	-	216
38086130	Goods specified in Subhead Note 2 to this Chap,In aerosol cans, in packings of a net weight content <= 300 g	2.553	37.961	11.201	150.725
38086140	Goods specified in Subhead Note 2 to this Chap,In liquid form,in pack of net weight content<= 300g	-	1.026	-	11.267
38086150	Goods specified in Subhead Note 2 to this Chap,having deodorising function,in pack, w<= 300g	15	820	9	1.137
38086190	Good specifd in Subhead Note 2 to this Chapt,in packing of a net weight <= 300 g, n.e.c. HS 3808.61.10 - 3808.61.50	1.350	135.257	1.740	2.204.059
38086220	Mosquito repellent coils, in packings of a net weight content exceeding 300 g but not exceeding 7.5 kg	298.340	2.049.058	284.721	1.905.827
38086230	Mosquito repellent mats, in packings of a net weight content exceeding 300 g but not exceeding 7.5 kg	-	873	-	2.189
38086240	Aerosol cans, in packings of a net weight content exceeding 300 g but not exceeding 7.5 kg	46.110	830.828	130.808	2.090.395
38086250	Liquid form, in packings of a net weight content exceeding 300 g but not exceeding 7.5 kg	74.310	282.873	1.019.593	3.736.100
38086290	Good specifd in Subhead Note 2 this Chapt,packings of a net weight content >300g but<=7.5kg,Oththan HS38086210-38086250	36.191	494.608	1.024.663	7.058.950
38086990	Moulding into mosquito coils other than powder, in packings of a net weight content > 7.5 kg	43.820	659.382	405.857	6.754.277

Tabel 3 : Ekspor Indonesia menurut Komoditi ( Kode HS 8 digit )

		November 2021			
Kode H S	Uraian golongan barang	Berat bersih (Kg)		Nilai F.O.B. ( U S \$ )	
		Bulan ini	Kumulatif	Bulan ini	Kumulatif
(1)	(2)	(3)	(4)	(5)	(6)
38089110	Insecticid; oth contain goods in SubheadNote 1&2; Intermediate preparat contain 2-(methylpropyl-phenol methylcarbamate)	-	41.914	-	311.748
38089120	Insecticides; other than containing goods specified in Subhead Notes 1 & 2; powder for moulding into mosquito coil	35.648	107.227	127.601	818.716
38089130	Insecticides; other than containing goods specified in Subheading Notes 1 & 2 to this Chapter; In aerosol containers	29.434	672.354	94.396	1.945.053
38089140	Insecticides; other than containing goods specified in Subheading Notes 1 & 2 to this Chapter; Mosquito repellent coils	1.805.429	20.969.993	2.042.566	23.699.362
38089150	Insecticides; other than containing goods specified in Subheading Notes 1 & 2 to this Chapter; Mosquito repellent mats	10.543	83.020	80.718	807.976
38089190	Insecticides; other than containing goods specified in Subheading Notes 1 & 2 to this Chapter; n.e.c. HS 380891.10-50	1.278.950	13.283.405	16.954.322	121.620.397
38089211	Fungicides; oth than contain goods spec in Subhead Note 1 to this Chapter;In aerosol contain; with Validamycin <= 3 %	-	125	-	414
38089219	Fungicides; oth than contain goods spec in Subhead Note 1 to this Chapter;In aerosol contain; with Validamycin > 3 %	51.840	680.400	255.642	4.757.567
38089290	Fungicides; oth than contain goods spec in Subhead Note 1 to this Chapter; n.e.c. HS 3808.92.11-3808.92.19	102.885	1.508.028	2.080.938	21.932.271
38089311	Herbicides; other than containing goods specified in Subheading Notes 1 & 2 to this Chapter; In aerosol containers	1.560	1.560	260	260
38089319	Herbicides; oth than containing goods specified in Subheading Notes 1&2 to this Chapter; oth than In aerosol containers	1.681.205	9.879.680	8.350.404	84.506.015
38089320	Herbicides; oth than containing goods specified in Subheading Notes 1&2 to this Chapter; Anti-sprouting products	-	500	-	45.839
38089330	Herbicides; oth than containing goods specified in Subheading Notes 1&2 to this Chapter; Plant-growth regulators	4.471	150.055	5.367	1.733.476
38089410	Disinfectant; oth than contain goods specified in Subhead Notes 1&2 to this Chapter;contain mix of coal tar acid&alkalis	-	1	-	1
38089490	Disinfectants; other than contain mix of coal tar acid&alkalis, other than in aerosol containers	114.217	851.629	197.916	1.804.961
38089910	Wood preservatives, containing insecticides or fungicides	-	1.045	-	1.648
38089990	Rodenticide & oth similar prod; o.t contain good, n.e.c. HS 3808.52.10-3808.99.10	250.649	2.907.436	664.112	8.665.130
38091000	Finishing agents&dye carriers; to accelerate dyeing or fixing of dye-stuffs, with basis of amylaceous substances	-	17	-	8
38099110	Base of amylaceous substances, of kind used in the textile or like industries, softening agents	2.352.745	10.240.604	2.610.056	10.458.610
38099190	Base of amylaceous substances, of kind used in the textile or like industries, other than softening agents	1.614.519	15.885.471	3.326.958	29.021.911
38099200	Base of amylaceous substances, of kind used in the paper or like industries, other than softening agents	1.654.471	12.072.776	1.328.419	10.097.346
38099300	Finishing agent&dye carrier; to accelerate dyeing/fixing dye-stuff, oth prod&preparation, used in leather/like industry	44.226	635.387	44.824	817.584
38101000	Pickling preparations for metal surfaces;soldering,brazing/welding powders&pastes consisting of metal&other materials	-	3.650	-	11.963
38109000	Fluxes&oth auxiliary preparation; for soldering, brazing/welding, or prep use as cores/coat for welding electrodes/rods	81.550	704.334	109.564	831.828
38111900	Anti-knock preparations; other than those based on lead compounds	45.676	923.851	72.671	1.884.373

Tabel 3 : Ekspor Indonesia menurut Komoditi ( Kode HS 8 digit )

		November 2021			
Kode H S	Uraian golongan barang	Berat bersih (Kg)		Nilai F.O.B. ( U S \$ )	
		Bulan ini	Kumulatif	Bulan ini	Kumulatif
(1)	(2)	(3)	(4)	(5)	(6)
38112110	Lubricating oil additives; containing petroleum oils or oils obtained from bituminous minerals, put up for retail sale	-	550	-	5.174
38112190	Lubricating oil additives; containing petroleum oils or oils obtained from bituminous minerals, not for retail sale	398	42.063	10.390	300.590
38112900	Lubricating oil additives; not containing petroleum oils or oils obtained from bituminous minerals	-	23.335	-	62.653
38119010	Oxidation and gum inhibitors, viscosity improvers, anti-corrosive preparation, rust preventatives or corrosion inhibitor	5.241	279.770	19.103	486.852
38119090	Oxidation&gum inhibitor, viscosity improver, anti-corrosive prep, oth prep additive mineral oil/liquid, nec in head 3811	5.750	185.962	46.921	680.769
38121000	Rubber accelerators; prepared	28.067	246.184	67.036	488.881
38122000	Plasticisers, compound; for rubber or plastics	1.057.242	5.837.650	15.520.029	65.539.467
38123100	Anti-oxidise prepar&oth compound stabiliser;for rubber/plastic, mix of oligomer of 2,2,4-trimethyl-1,2-dihydroquinoline	-	81.002	-	178.386
38123900	Anti-oxidising preparations and other compound stabilisers; for rubber or plastics, other than 3812.31.00	752.477	6.723.438	8.570.243	62.952.416
38130000	Fire-extinguishers; preparations and charges and charged fire-extinguishing grenades	15	2.521	30	11.318
38140000	Organic composite solvents & thinners, not elsewhere specified or included, prepared paint or varnish removers.	100.255	1.123.910	283.708	2.765.734
38151100	Catalyst,support;reaction initiator/accelerator&catalytic prep,with nickel/nickel compound as the active substance	76.400	915.535	207.910	4.299.033
38151200	Catalyst,support;reaction initiator/accelerator&catalytic prep,with precious metal or compounds as the active substance	8.949	346.589	6.459.586	156.746.277
38151900	The supported catalysts, other than HS 3815.11.00 - 3815.12.00	60.002	479.330	9.534	397.267
38159000	Reaction initiators, reaction accelerators and catalytic preparations, unsupported, n.e.c. or included	109.566	1.390.153	330.499	8.060.919
38160010	Refractory cements, other than products of heading no. 3801	81.385	800.240	104.768	956.033
38160090	Mortars, concretes & similar compositions, other than products of heading 38.01.	104	729.435	72	396.673
38170000	Mixed alkylbenzenes & mixed alkylnaphthalenes, other than those of heading 27.07 or 29.02.	2.961.190	30.499.240	4.428.446	40.468.052
38180000	Chemical elementsDopedFor use in electronics, inDiscsForm, wafer/similarForm, chemicalCompoundDopedFor use in electronic	14.178	147.447	3.531.756	36.305.454
38190000	Hydraulic brake fluid&oth prep liquid hydraulic transmission nor contain<=70% weight petrol oil/obtain bitumin mineral	63.867	292.140	87.099	415.279
38200000	Anti-freezing preparations & prepared de-icing fluids.	546.276	2.956.130	1.016.974	3.966.305
38210010	Prepared culture media for the development of microorganisms	31	39	1.294	1.299
38210090	Prepared culture media for the development of plant, human or animal cells	-	2.048	-	46.004
38220010	Plates, sheets, film, foil & strip of plastics impregnated or coated with diagnostic reagents or laboratory	1.817	17.361	14.385	1.925.038
38220020	Paperboard, cellulose wadding & web of cellulose fibres impregnated or coated with diagnostic reagents or laboratory	-	1.363	-	197.132
38220030	Sterilisation indicator strips & tapes	1	2.062	6	26.460
38220090	Diagnostic/laboratory reagents on a backing prepared diagnostic/laboratory reagents, n.e.c. HS 3822.00.10 - 3822.00.30	12.914	86.368	42.632	1.422.149
38231100	Industrial monocarboxylic fatty acids, acid oils from refining: stearic acid	64.834.068	667.825.624	81.733.080	723.059.358
38231200	Industrial monocarboxylic fatty acids, acid oils from refining: oleic acid	11.358.712	98.306.418	21.041.391	152.934.583
38231910	Industrial monocarboxylic fatty acids: acid oils from refining	47.262.329	506.979.575	47.286.060	430.443.978
38231920	Industrial monocarboxylic fatty acids: palm fatty acid distillate	90.490.298	1.408.746.748	97.572.254	1.312.535.160

Tabel 3 : Ekspor Indonesia menurut Komoditi ( Kode HS 8 digit )

		November 2021			
Kode H S	Uraian golongan barang	Berat bersih (Kg)		Nilai F.O.B. ( U S \$ )	
		Bulan ini	Kumulatif	Bulan ini	Kumulatif
(1)	(2)	(3)	(4)	(5)	(6)
38231930	Industrial monocarboxylic fatty acids: palm kernel fatty acid distillate	9.900.429	88.160.962	10.693.336	78.401.331
38231990	Industrial monocarboxylic fatty acids, acid oils from refining, other than HS 3823.11.00 - 3823.19.30	70.598.880	824.271.738	87.954.819	958.700.174
38237010	Industrial fatty alcohols, in the form of wax	319.652	4.543.926	603.798	7.381.931
38237090	Industrial fatty alcohols other than in the form of wax	75.715.244	672.315.015	133.558.241	1.091.083.837
38241000	Prepared binders for foundry moulds or cores	421.940	2.930.537	277.454	2.196.871
38244000	Prepared additives for cements, mortars or concretes	1.896.390	14.921.501	1.352.293	10.564.359
38245000	Non-refractory mortars & concretes	74.602	2.710.803	34.331	1.281.135
38246000	Sorbitol other than that of subheading 2905.44	3.637.060	47.236.560	2.094.665	25.684.716
38247190	Mix halogenated drvtv;CFCs whthr/not HCFs,PFCs,HFCs;trnsformer&circuit breaker oils>=70% petroleum/oils bituminous mineral	3	4.897	3	25.145
38247410	Mix halogenated drvtv;HCFCs,whthr/not PFCs,not CFCs;transformer&circuit breaker oils,<=70% petroleum/of oils bituminous	2	2	10	10
38247490	Mix halogenated drvtv;HCFCs,whthr/not PFCs,not CFCs;transformer&circuit breaker oils,>70% petroleum/of oils bituminous	-	3	-	1
38247800	Mixtures halogenated derivatives of methane, ethane or propane; containing PFCs or HFCs, but not containing CFCs/ HCFCs	-	15.781	-	35.128
38247900	Mixtures containing halogenated derivatives of methane, ethane or propane; n.e.c. HS 3824.71 - 3824.78	1	19.184	16	54.784
38249100	Mixtures & preparations consisting mainly of methyl methyl methylphosphonate & bis methylphosphonate	-	38.724	-	74.954
38249910	Ink removers, stencil correctors, other correcting fluids & correction tapes(o.t head 96.12), packings for retail sale	17.887	332.889	104.606	980.731
38249930	Copying pastes with a basis of gelatin, whether presented in bulk/ ready for use (i.e: on a paper or textile backing)	-	48.225	-	178.974
38249940	Chemical products & preparations of the chemical or allied industries; composite inorganic solvents	2.036.233	20.200.515	3.192.703	27.099.219
38249950	Chemical products & preparations of the chemical or allied industries; acetone oil	43.694	523.728	43.847	547.959
38249960	Chemical products & preparations of the chemical or allied industries; chemical preparations contain monosodium glutamate	389.600	3.845.144	629.637	6.304.473
38249970	Chemical product&prep of the chemical/allied industries; other chemical prep, of used in the manufacture of foodstuff	1.081.246	8.262.911	2.616.374	18.747.876
38249991	Chemical products & preparations of chemical/allied industries; naphthenic acids,their water insoluble salts&their esters	19.291.050	160.728.104	22.214.999	173.789.738
38249999	Prepared binders for foundry moulds/cores;chemical product&prep of chemical/allied industry;o.t HS 3824.10.00-3824.99.91	2.322.318	26.189.699	1.051.289	13.184.919
38253010	Clinical waste: syringes, needles, cannulae & the like	-	31	-	30
38253090	Clinical waste: other than syringes, needles, cannulae & the like	-	7.990	-	11.867
38254100	Residual products of the chemical or allied industries: halogenated waste organic solvents	-	2	-	5
38256100	Residual products ; other wastes from chemical or allied industries; mainly containing organic constituents	-	10	-	36
38256900	Residual products ; other wastes from chemical or allied industries; other than mainly containing organic constituents	4.017.007	32.468.058	4.017	336.941
38259000	Residual products of the chemical/allied industries, not elsewhere specified/included; n.e.c. HS 3825.10.00 - 3825.69.00	-	2.489.818	-	730.812
38260021	Biodiesel, not containing petroleum oil; Palm Methyl Ester, with ester alkyl content >=96.5 % but < 98 %	6.000.042	49.329.918	7.200.050	52.429.474
38260022	Biodiesel, not containing petroleum oil; Palm Methyl Ester with ester alkyl content > 98 %	1.000.000	104.612.524	1.326.801	110.050.971

Tabel 3 : Ekspor Indonesia menurut Komoditi ( Kode HS 8 digit )

November 2021

Kode H S	Uraian golongan barang	Berat bersih (Kg)		Nilai F.O.B. ( U S \$ )	
		Bulan ini	Kumulatif	Bulan ini	Kumulatif
(1)	(2)	(3)	(4)	(5)	(6)
38260029	Biodiesel, not containing petroleum oil; Palm Methyl Ester with ester alkyl content < 96.5 %	100.000	5.408.445	67.000	3.560.628
38260090	Biodiesel & mixtures thereof, containing <70 % by weight of petroleum oils or oils obtained from bituminous minerals.	199.230	2.448.150	148.426	1.617.675
39011012	Ethylene polymers,polyethylene w/ specific gravity of < 0.94,in liquid/paste form,Linear LowDensity Polyethylene (LLDPE)	112.174	1.171.674	85.257	846.907
39011019	Ethylene polymers,polyethylene w/ specific gravity of<0.94,in liquid/paste form,oth Linear Low-Density Polyethylene	25	408.977	633	401.817
39011092	Ethylene polymers,polyethylene w/ specific gravity of<0.94,oth in liquid/paste form,Linear Low-Density Polyethylene	8.086.950	126.467.429	10.089.943	148.570.879
39011099	Ethylene polymers,polyethylene w/ specific gravity of<0.94,oth in liquid/paste form,oth Linear Low-Density Polyethylene	135.850	2.234.811	210.417	2.560.849
39012000	Ethylene polymers; in primary forms, polyethylene having a specific gravity of 0.94 or more	1.859.450	47.982.111	2.375.487	57.164.986
39013000	Ethylene polymers; in primary forms, Ethylene-vinyl acetate copolymers	80.815	1.368.171	79.650	1.689.997
39014000	Ethylene polymers; in primary forms, Ethylene-alpha-olefin copolymers, having a specific gravity of less than 0.94	5.982.110	65.089.676	3.697.938	40.444.253
39019090	Ethylene polymers; in primary forms, other than 3901.10 - 3901.40, other than in dispersion	3.092.079	32.005.288	2.433.640	25.253.541
39021040	Propylene, other olefin polymers,polypropylene in primary forms,in granules, pellets, beads, flakes, chips&similar forms	430.258	4.740.437	811.024	8.641.363
39021090	Propylene, other olefin polymers, polypropylene in primary forms, other than HS 3902.10.30 - 3902.10.40	709.955	6.254.661	500.964	3.875.922
39022000	Propylene, other olefin polymers, Polyisobutylene, in primary forms	-	16.574	-	27.658
39023030	Propylene, other olefin polymers, Propylene copolymers, in the form of liquids or pastes	100	25.357	442	57.990
39023090	Propylene, other olefin polymers, Propylene copolymers, other than in the form of liquids or pastes	137.841	4.320.268	278.844	6.421.058
39029010	Propylene, oth olefin polymers, oth HS 3902.10 - 3902.30, chlorinated polypropylene suitable in printing ink formulation	-	6.834	-	22.270
39029090	Propylene,oth olefin polymers,oth HS 3902.10-3902.30,oth chlorinated polypropylene suitable in printing ink formulation	1.152	320.514	7.455	385.883
39031110	Styrene polymers, expansible polystyrene, in primary forms, in the form of granules	71.300	3.291.609	215.244	7.781.969
39031190	Styrene polymers, expansible polystyrene, in primary forms, other than in the form of granules	550	970	2.569	4.224
39031910	Styrene polymers, other than expansible polystyrene, in primary forms, in dispersion	365.300	3.278.150	303.768	2.347.908
39031920	Styrene polymers, oth than expansible polystyrene,in primary forms,in granules,pellets,beads,flakes,chips&similar forms	341.416	3.064.458	352.262	3.536.226
39031990	Styrene polymers, other than expansible polystyrene, in primary forms, other than HS 3903.19.10 - 3903.19.20	3.269.424	31.907.542	1.381.004	21.146.887
39032090	Styrene polymers, styrene-acrylonitrile (SAN) copolymers, in primary forms, other than in aqueous& non-aqueous dispersion	40	208.961	70	174.470
39033040	Styrene polymers, acrylonitrile-butadiene-styrene (ABS) copolymers, in primary forms, in aqueous dispersion	121.000	485.723	130.380	479.031
39033060	Styrene polymers, acrylonitrile-butadiene-styrene (ABS) copolymers, in primary forms, in the form of granules	10	35.323	4	44.596
39033090	Styrene polymers,acrylonitrile-butadiene-styrene (ABS) copolymers, in primary forms,other than HS 3903.30.40-3903.30.60	1.679.288	17.530.657	1.243.569	12.373.234



Tabel 3 : Ekspor Indonesia menurut Komoditi ( Kode HS 8 digit )

November 2021

Kode H S	Uraian golongan barang	Berat bersih (Kg)		Nilai F.O.B. ( U S \$ )	
		Bulan ini	Kumulatif	Bulan ini	Kumulatif
(1)	(2)	(3)	(4)	(5)	(6)
39039030	Styrene polymers, in primary forms, other than HS 3903.11.10 - 3903.30.90, in dispersion	1.380.383	13.081.028	1.419.863	12.199.954
39039091	Styrene polymers, in primary forms, oth thn HS 3903.11.10-3903.30.90, Impact Polystyrene of notched izod impact 23°C<80 J/m	-	50	-	117
39039099	Styrene polymers, in primary forms, oth HS 3903.11.10-3903.30.90, impact Polystyrene of notched izod impact at 23°C=>80 J/m	3.125.240	23.972.525	5.133.043	37.474.618
39041010	Poly(vinyl chloride), not mixed with any other substances ,homopolymers, suspension type	13.959.100	178.666.522	18.661.230	221.974.034
39041091	Poly(vinyl chloride), not mixed with any other substances, oth thn homopolymers suspension type, in the form of granules	1.000	12.055	3.384	21.418
39041092	Poly(vinyl chloride), not mixed with any other substances, oth thn homopolymers suspension type, in the form of powder	2.952.000	27.581.000	5.253.611	37.994.123
39041099	Poly(vinyl chloride), not mixed with any oth substances, oth homopolymers suspension type, oth in the granules/powder form	1.390.002	25.192.991	1.953.565	30.949.109
39042190	Non-plasticised poly(vinyl chloride), in primary forms, mixed with other substances, other in the form of granules/powder	1	41.696	7	13.320
39042210	Plasticised poly(vinyl chloride), in primary forms, mixed with other substances, in dispersion	-	162	-	400
39042220	Plasticised poly(vinyl chloride), in primary forms, mixed with other substances, in the form of granules	300.000	4.280.671	655.566	8.431.906
39042290	Plasticised poly(vinyl chloride), in primary forms, mixed w/ oth substances, oth in the form of dispersion/granules/powder	-	82.783	-	143.935
39043020	Vinyl chloride-vinyl acetate copolymers, in primary forms, in the form of powder	50	100	372	721
39043090	Vinyl chloride-vinyl acetate copolymers, in primary forms, other in the form of granules/powder	13.000	56.002	28.918	119.212
39044090	Vinyl chloride copolymers, in primary forms n.e.c. in heading no. 3904, other than in the form of granules/powder	-	2.000	-	9.640
39046120	Halogenated olefin polymers, fluoro-polymers, polytetrafluoroethylene, in primary forms, in the form of powder	13	673	1.784	10.271
39046190	Halogenated olefin polymers, fluoro-polymers, polytetrafluoroethylene, in primary forms, oth thn in form of granules/powder	600	4.234	13.470	91.775
39046990	Halogenated olefin polymers, fluoro-polymers, oth polytetrafluoroethylene, oth in the form of dispersion/granules/powder	-	1.361	-	50.219
39049090	Vinyl chloride, oth halogenated olefin polymers, n.e.c. in heading no.3904, oth thn in form of dispersion/granules/powder	-	2.251	-	10.859
39051200	Poly(vinyl acetate), in aqueous dispersion, in primary forms	151.020	2.504.741	202.408	3.095.814
39051910	Poly(vinyl acetate), other than in aqueous dispersion, in primary forms, in the form of liquids or pastes	1	4.093	8	3.633
39051990	Poly(vinyl acetate), other than in aqueous dispersion, in primary forms, other than in the form of liquids or pastes	32.000	198.758	88.226	504.206
39052100	Vinyl acetate copolymers, in aqueous dispersion, in primary forms	33.650	575.112	54.668	696.724
39052900	Vinyl acetate copolymers, other than in aqueous dispersion, in primary forms	-	10.080	-	19.884
39053010	Poly(vinyl alcohol), whether or not containing unhydrolysed acetate groups , in dispersion	3.680	57.368	4.128	74.946
39053090	Poly(vinyl alcohol), whether or not containing unhydrolysed acetate groups, other than in dispersion	1	1.508	96	1.890
39059190	Copolymers, other than in dispersion, in primary forms	-	9	-	757
39059920	Vinyl (acetate/ester polymers/polymers), n.e.c. in HS 3905, in primary forms, oth copolymers, in non-aqueous dispersion	-	11.000	-	12.507

Tabel 3 : Ekspor Indonesia menurut Komoditi ( Kode HS 8 digit )

November 2021

Kode H S	Uraian golongan barang	Berat bersih (Kg)		Nilai F.O.B. ( U S \$ )	
		Bulan ini	Kumulatif	Bulan ini	Kumulatif
(1)	(2)	(3)	(4)	(5)	(6)
39059990	Vinyl (acetate/ester polymers/polymers),n.e.c. in HS 3905,in primary forms,oth copolymers,oth HS 3905.99.10-3905.99.20	100.230	586.054	109.652	686.743
39061010	Acrylic polymers, poly(methyl methacrylate), in primary forms, in dispersion	628.000	5.525.609	643.024	5.908.122
39061090	Acrylic polymers, poly(methyl methacrylate), in primary forms, other than in dispersion	458.608	4.526.563	532.436	5.567.985
39069020	Acrylic polymers, other than poly(methyl methacrylate), in primary forms, in dispersion	4.205.678	42.745.014	5.831.985	50.204.574
39069092	Acrylic polymers, other than poly(methyl methacrylate), in primary forms, sodium polyacrylate other than in dispersion	2.868.632	19.372.257	3.971.250	24.047.863
39069099	Acrylic polymers, oth thn poly(methyl methacrylate),in primary forms,oth thn sodium polyacrylate, oth thn in dispersion	1.630.376	18.584.507	2.845.790	26.986.588
39071000	Polyacetals, in primary forms	128.913	909.095	130.846	771.380
39072010	Polytetramethylene ether glycol, in primary forms	64.550	474.827	134.160	948.090
39072090	Other polyethers, in primary forms, other than polytetramethylene ether glycol	58.046	1.230.054	162.834	2.682.540
39073020	Epoxide resins, in primary forms, of a kind used for coating, in powder form	134.400	1.308.782	195.807	1.848.243
39073030	Epoxide resins, in primary forms, in the form of liquids or pastes	42.153	270.337	34.742	367.235
39073090	Epoxide resins, in primary forms, other than of a kind used for coating in powder form,other than in liquids/pastes form	102.709	746.775	370.103	2.684.841
39074000	Polycarbonates, in primary forms	1.285.126	14.613.738	1.520.011	18.199.146
39075010	Alkyd resins, in primary forms, in the form of liquids or pastes	762.383	7.107.841	1.231.212	9.904.591
39075090	Alkyd resins, in primary forms, other than in the form of liquids or pastes	771.245	5.710.774	1.230.737	8.683.730
39076100	Poly(ethylene terephthalate), in primary forms, having a viscosity of 78ml/g or higher	11.549.890	130.019.024	14.225.882	130.800.550
39076910	Poly(ethylene terephthalate), in primary forms, having a viscosity of less than 78ml/g, in the form granules	2.019.974	29.435.036	1.257.107	21.682.230
39076990	Poly(ethylene terephthalate), in primary forms, having a viscosity of less than 78ml/g, other than in the form granules	8.315.406	61.468.352	8.297.959	54.682.665
39077000	Poly(lactic acid), in primary forms	-	16.500	-	25.339
39079120	Polyesters, n.e.c. in heading no. 3907, unsaturated, in primary forms, granules & similar forms	-	255	-	1.116
39079130	Polyesters, n.e.c. in heading no. 3907, unsaturated, in primary forms, in the form of liquids or pastes	18.450	1.516.677	34.084	2.199.916
39079190	Polyesters,n.e.c. in HS 3907,unsaturated, in primary forms,oth granules&similar forms,oth in the form of liquids/pastes	90.794	1.233.203	177.899	2.095.162
39079940	Polyester, n.e.c. in heading no. 3907, saturated, in primary forms, of a kind used for coating, in powder form	806	159.346	5.065	547.443
39079990	Polyesters, n.e.c. in heading no.3907, saturated, in primary forms, other than of a kind used for coating in powder form	2.232.390	21.660.745	2.358.107	21.243.520
39081010	Polyamide-6, in primary forms	1.394.738	18.032.025	1.931.351	27.755.664
39081090	Polyamide-11, -12, -6,6, -6,9, -6,10 or -6,12, in primary forms	159.771	3.060.033	220.352	4.025.546
39089000	Polyamides, other than Polyamide-6, -11, -12, -6,6, -6,9, -6,10 or -6,12; in primary forms	40.400	569.100	153.990	801.664
39091010	Urea resins, thiourea resins, in primary forms, moulding compounds	74.517	984.839	69.548	771.773
39091090	Urea resins, thiourea resins, in primary forms, other than moulding compounds	352.805	5.555.282	379.089	4.473.899
39092010	Melamine resins, in primary forms, moulding compounds	17.169	420.129	43.606	938.523
39092090	Melamine resins, in primary forms, other than moulding compounds	151.638	2.135.471	294.332	3.984.943
39093100	Poly(methylene phenyl isocyanate) (crude MDI, polymeric MDI), in primary forms	20.000	251.900	54.000	660.177
39093910	Amino-resins, in primary forms, moulding compounds, other than HS 3909.10.10-3909.31.00	-	4	-	1.717

Tabel 3 : Ekspor Indonesia menurut Komoditi ( Kode HS 8 digit )

November 2021

Kode H S	Uraian golongan barang	Berat bersih (Kg)		Nilai F.O.B. ( U S \$ )	
		Bulan ini	Kumulatif	Bulan ini	Kumulatif
(1)	(2)	(3)	(4)	(5)	(6)
39093999	Amino-resins, in primary forms, other than HS 3909.10.10-3909.39.91	-	72.756	-	154.787
39094010	Phenolic resins, in primary forms, moulding compounds other than phenol formaldehyde	-	22.326	-	117.735
39094090	Phenolic resins, in primary forms, other than moulding compounds other than phenol formaldehyde	492.415	5.280.096	989.042	10.341.947
39095000	Polyurethanes, in primary forms	286.400	3.465.269	886.390	8.562.351
39100020	Silicones, in primary forms, in dispersion & in solutions	113.950	1.117.023	225.410	2.254.405
39100090	Silicones, in primary forms, other than in dispersion & in solutions	323.990	3.498.238	1.331.951	8.455.947
39111000	Petroleum resins, coumarone, indene or coumarone-indene resins and polyterpenes, in primary forms	48.200	82.834	114.540	236.917
39119000	Polysulphides, polysulphones & other products spec. in Note 3 this Chapter, not elsewhere specified/included, in primary forms	63.059	761.976	119.448	1.508.526
39121100	Cellulose acetates, non-plasticised, in primary forms	-	7	-	53
39121200	Cellulose acetates, plasticised, in primary forms	1.875	23.557	75.221	501.917
39122011	Cellulose nitrates (including collodions), in primary forms, non-plasticised, water-based semi-finished nitrocellulose	-	33	-	27
39122019	Cellulose nitrates (including collodions), in primary forms, non-plasticised, other water-based semi-finished nitrocellulose	88.378	626.751	219.841	1.352.373
39123100	Cellulose ethers, carboxymethylcellulose and its salts, in primary forms	21.453	163.443	61.491	679.154
39123900	Cellulose ethers, in primary forms, other than carboxymethylcellulose and its salts	1	50.288	4	434.569
39129020	Cellulose and its chemical derivatives, in primary forms, in the form of granules, other than HS 3912.11-3912.39	-	60	-	148
39129090	Cellulose & its chemical derivatives, in primary forms, other than in the form of granules, other than HS 3912.11-3912.39	632	43.532	3.544	221.131
39131000	Alginate acid, its salts & esters, in primary forms	22	24.362	31	262.219
39139010	Hardened proteins, in primary forms	5.000	15.612	11.099	21.719
39139020	Chemical derivatives of natural rubber, in primary forms	182	182	612	612
39139030	Starch-based polymers, in primary forms	128.000	201.165	316.400	521.846
39139090	Natural polymers & modified natural polymers, in primary forms, other than HS 3913.10.00-3913.90.30	38.033	351.271	420.760	4.256.782
39140000	Ion-exchangers based on polymers of heading no. 3901 to 3913, in primary forms	11.251	12.401	64.656	116.956
39151010	Waste, parings & scrap, of polymers of ethylene, of non-rigid cellular products	17.792	43.684	2.135	5.242
39151090	Waste, parings & scrap, of polymers of ethylene, of rigid cellular products	312.820	7.262.713	126.921	5.726.315
39153090	Waste, parings & scrap, of polymers of vinyl chloride, of rigid cellular products	-	13.416	-	6.391
39159000	Waste, parings & scrap, of other plastics, other than polymers of ethylene or styrene or vinyl chloride	2.294.676	34.076.623	1.935.214	24.438.536
39161010	Monofilament of which any cross-sectional dimension exceeds 1 mm, of polymers of ethylene	500	18.573	2.250	82.088
39161020	Rods, sticks & profile shapes, of polymers of ethylene	19.440	496.239	94.690	2.088.176
39162010	Monofilament of which any cross-sectional dimension exceeds 1 mm, of polymers of vinyl chloride	21.925	512.724	91.196	1.835.221
39162020	Rods, sticks & profile shapes, of polymers of vinyl chloride	2.242	21.588	13.483	132.338
39169041	Monofilament of which any cross-sectional dimension exceeds 1 mm, of hardened proteins	16.299	188.839	167.554	1.590.762
39169042	Rods, sticks & profile shapes, of hardened proteins	91	66.030	18.704	361.569
39169050	Monofilament of which any cross-sectional dimension exceeds 1 mm, rods, sticks & profile shapes, of vulcanised fibre	192	58.297	3.447	267.554
39169070	Monofilament, rods, sticks & profile shapes, of other add polymerisation products, of regenerated cellulose, plasticised	611.716	6.489.847	1.424.779	14.703.704

Tabel 3 : Ekspor Indonesia menurut Komoditi ( Kode HS 8 digit )

November 2021

Kode H S	Uraian golongan barang	Berat bersih (Kg)		Nilai F.O.B. ( U S \$ )	
		Bulan ini	Kumulatif	Bulan ini	Kumulatif
(1)	(2)	(3)	(4)	(5)	(6)
39169080	Monofilament, rods, sticks & profile shapes, of condensation or rearrangement polymerisation products	-	2.253	-	30.046
39169091	Monofilament of which any cross-sectional dimension >1mm, of plastics, other than HS 3916.10.10-3916.90.80	3.562	49.090	11.647	114.124
39169092	rods, sticks & profile shapes, of plastics, other than HS 3916.10.20-3916.90.80	974	33.378	7.609	321.870
39171010	Artificial guts (sausage casings) of hardened protein	-	584	-	11.370
39171090	Artificial guts (sausage casings) of cellulosic materials	3.966	85.301	7.392	234.890
39172100	Tubes, pipes and hoses, rigid, of polymers of ethylene	22.477	146.727	67.232	595.496
39172200	Tubes, pipes and hoses, rigid, of polymers of propylene	409.592	5.640.873	1.879.720	22.615.552
39172300	Tubes, pipes and hoses, rigid, of polymers of vinyl chloride	11.336	110.378	30.567	346.383
39172911	Tubes, pipes and hoses, rigid, further worked than merely surface worked, of other addition polymerisation products	9.324	144.386	17.907	245.150
39172912	Tube,pipe&hose,rigid,furth work,of aminoresin;cell nitrate/acetate,plastic;vulc fibre; hardprotein;chem deriv nat rubber	-	915	-	14.008
39172919	Tubes, pipes and hoses, rigid, further worked than merely surface worked, other than 3917.29.11-3917.29.12	165.052	1.085.007	333.384	2.556.253
39172922	Tubes, pipes & hoses, rigid, other than further worked than merely surface worked, of phenolic resins	128	2.338	403	3.461
39172929	Tubes, pipes & hoses, rigid, other than further worked than merely surface worked, other than HS 3917.29.21-3917.29.25	6.037	1.355.023	90.850	3.543.524
39173111	Flexible tube, pipe & hose, min burst pressure 27.6Mpa, further worked than merely surface worked, of add polymerisation prod.	-	144	-	2.253
39173119	Flexible tube, pipe & hose, min burst pressure 27.6Mpa, further worked than merely surface worked, other than HS 3917.31.11-3917.31.12	332	3.812	19.016	195.122
39173124	Flexible tubes, pipes & hoses, min burst pressure 27.6Mpa, other than further worked than merely surface worked, of vulcanised fibre	6	42	1.107	2.367
39173125	Flexi tube, pipe & hose, ?27.6Mpa, other than further work, condens/rearrange polymer;	-	2	-	532
39173129	Flexible tube, pipe & hose, min burst pressure 27.6Mpa, other than further worked than merely surface worked, other than HS 3917.31.21-.25	806	1.163	12.423	35.659
39173210	Sausage or ham casings, not reinforced or otherwise combined with other materials, without fittings	-	3	-	23
39173220	Thermoplastic hoses for gas stove, not reinforced or otherwise combined with other materials, without fittings	-	5	-	166
39173291	Tube, pipe & hose, other than 3917.31, not combine w/oth, w/o fitting, further work of add polymer; phenolic/amino resin; deriv nat rubber	6.447	64.048	134.336	1.381.270
39173292	Tubes, pipes & hoses, other than no. 3917.31, not reinforced/combined w/ oth materials, w/o fittings, further worked , o.t HS 3917.32.9	5.809	15.179	2.974	25.858
39173293	Tube, pipe & hose, other than 3917.31, not reinforced/combined w/ th materials, w/o fittings, further worked , of add polymerisation	-	196	-	10.736
39173299	Tube, pipe & hose, other than 3917.31, not reinforced/combined w/oth , w/o fittings, other than further worked, o.t HS 3917.32.93-3917.32.95	25.251	457.312	151.503	1.612.033
39173310	Tubes, pipes & hoses, other than item no. 3917.31, not reinforced/combined w/ oth materials, w/ fittings, further worked	7.717	89.506	76.274	882.698
39173391	Tube, pipe & hose, other than 3917.31, not reinforced/combined w/oth, w/ fittings, other than further worked , of add polymerisation products	-	3	-	7
39173394	Tube, pipe & hose, other than 3917.31, not reinforced/combined w/other material, w/ fittings, other than further worked, of vulcanised fibre	-	40	-	89

Tabel 3 : Ekspor Indonesia menurut Komoditi ( Kode HS 8 digit )

		November 2021			
Kode H S	Uraian golongan barang	Berat bersih (Kg)		Nilai F.O.B. ( U S \$ )	
		Bulan ini	Kumulatif	Bulan ini	Kumulatif
(1)	(2)	(3)	(4)	(5)	(6)
39173399	Tube,pipe&hose,oth3917.31,not reinforce/combine w/oth material,w/ fitting,oth further worked,o.t HS3917.33.91-3917.33.96	5.748	77.441	62.811	859.133
39173911	Tubes,pipes&hoses thereof,n.e.c. in item no. 3917.30,further worked,of addition polymerisation products/vulcanised fibre	-	23	-	3.885
39173913	Tube,pipe&hose,nec in 3917.30,further worked,of cellulose nitrate/ acetates&oth chem deriv of cellulose, plasticised	-	9.109	-	24.922
39173919	Tubes,pipes&hoses thereof,n.e.c. in item no. 3917.30,further worked than merely surface worked,oth HS 3917.39.11-.13	261	13.533	15.531	249.712
39173991	Tubes,pipes&hoses,n.e.c. in item no. 3917.30,oth further worked, of addition polymerisation products/vulcanised fibre	-	17	-	150
39173993	Tubes,pipes&hoses,n.e.c. in item no. 3917.30,oth further worked,of oth condensation/rearrangement polymerisation product	-	10	-	2.565
39173999	Tubes,pipes&hoses thereof,n.e.c. in item no. 3917.30,oth further worked than merely surface worked,oth HS 3917.39.31-.94	26.383	122.179	117.216	1.459.299
39174000	Fittings (e.g. joints, elbows, flanges), of plastics	250.533	2.610.326	1.214.278	11.842.878
39181011	Floor coverings; of polymers of vinyl chloride, whether or not self-adhesive, in the form of tiles	-	2.127	-	607
39181019	Floor coverings; of polymers of vinyl chloride, whether or not self-adhesive, in rolls	-	31.262	-	48.531
39181090	Wall or ceiling coverings; of polymers of vinyl chloride, whether or not self-adhesive, in rolls or in the form of tiles	21.521	947.549	37.106	1.029.501
39189013	Floor coverings; of plastics (excluding polymers of vinyl chloride), whether/not self-adhesive,in rolls,of polyethylene	575	26.369	271	13.285
39189016	Floor coverings of plastics of vulcanised fibre,excl. polymers of vinylchloride,whether/not self-adhesive,in rolls/tiles	-	3	-	8
39189019	Floor coverings of plastic(excl. polymers vinylchloride),won self-adhesive,in rolls/tiles,o.t HS 39189011-39189016	12.087	108.223	26.758	535.456
39189091	Wall/ceiling coverings of plastic of polyethylene, (excl. polymer vinylchloride),won self-adhesive,in rolls/tiles	-	11	-	35
39189099	Wall/ceiling cover of plastic(excl.vinyl chloride polymer),won self-adhesive,in roll/tile,o.t HS 3918.90.91-3918.90.94	213.918	1.995.314	553.745	5.441.662
39191010	Plastics;plate,sheet,film,foil,tape,strip,oth flat shape,in roll cellulose&its chemical derivative,in primary forms	6.786	43.873	49.906	193.089
39191020	Plastics;plate,sheet,film,foil,tape,strip,oth flat shape,in roll cellulose&its chemical derivative,of polyethylene	229.433	1.653.714	1.187.808	3.028.826
39191091	Plastics;plate,sheet,film,foil,tape,strip,oth flat shape,in roll, of hardened protein/chemical derivative natural rubber	5	4.007	8	166.645
39191092	Plastic;plate,sheet,film,foil,tape,strip,in roll,add;condens/rearrange polymer;nitrate,acetate&oth cellulose chem deriv	-	207	-	8.766
39191099	Plastics;plates,sheets,film,foil,tape,strip,oth flat shape, self-adhesive, in rolls o.t HS 3919.10.10-3919.10.92	2.084.216	20.049.232	7.579.628	63.359.043
39199010	Plastics;plates,sheets,film,foil,tape,strip,oth flat shapes, elf-adhesive,o.t in rolls, of polymers of vinyl chloride	11.271	203.321	611.341	2.038.959
39199020	Plastics;plates,sheets,film,foil,tape,strip,oth flat shapes, elf-adhesive,o.t in rolls, of hardened proteins	865	3.091	4.211	17.131
39199091	Plastic;plate,sheet,film,foil,tape,strip,oth flat shapes,elf-adhesive,o.t in roll,of chemical derivatives natural rubber	10.140	28.430	42.396	201.300
39199092	Plastic;plate,sheet,film,foil,tape,strip,selfadhesiv,o.t roll?20cm,add polymer;rearrange;cellulose nitrat/acetat,plastic	5.864	18.435	26.239	88.084
39199099	Plastics;plate,sheet,film,foil,tape,strip,oth flat shapes, self-adhesive, o.t in rolls, o.t of HS 3919.10.10-3919.90.92	98.688	968.838	408.020	7.516.023
39201011	Plastics; plates&sheets,of polymer ethylene, noncellular&not reinforced,laminat,support/combine other materials;rigid	-	1.407	-	3.407

Tabel 3 : Ekspor Indonesia menurut Komoditi ( Kode HS 8 digit )

November 2021

Kode H S	Uraian golongan barang	Berat bersih (Kg)		Nilai F.O.B. ( U S \$ )	
		Bulan ini	Kumulatif	Bulan ini	Kumulatif
(1)	(2)	(3)	(4)	(5)	(6)
39201019	Plastics; plates&sheets,of polymer ethylene, noncellular&not reinforced,laminat,support/combine oth materials; not rigid	3.734.810	33.668.222	6.985.014	62.806.520
39201090	Plastics; film, foil &strip, of polymer ethylene, non-cellular&not reinforced,laminat,support/combined oth material	871.357	11.702.776	1.747.447	23.469.142
39202010	Plastics; biaxially oriented polypropylene film,of polymers propylene, non-cellular & not reinforced	5.769.392	54.699.481	15.041.199	135.565.743
39202091	Plastics; plate & sheet; o.t biaxially oriented polypropylene film,of polymers propylene, non-cellular & not reinforced	900.586	10.469.221	1.929.695	22.249.849
39202099	Plastics; film,foil&strip; o.t biaxially oriented polypropylene film,of polymer propylene, non-cellular & not reinforced	681.275	12.148.044	1.337.448	23.830.027
39203020	Plastics; of polymers of styrene, acrylonitrile butadiene styrene (ABS) sheets used in the manufacture of refrigerators	107.675	1.329.312	439.416	4.225.607
39203091	Plastics; plate&sheet of polymer styrene,acrylonitrile butadiene styrene sheet used manufacture of refrigerators,rigid	2.007	27.527	43.264	203.783
39203099	Plastics; film,foil&strip of polymer styrene,acrylonitrile butadiene styrene sheet used manufactur refrigerator,no rigid	18.393	236.142	193.507	2.232.141
39204310	Plastics; plates & sheets; polymers of vinyl chloride, containing by weight not less than 6% of plasticisers	15.741	180.303	66.361	735.012
39204390	Plastics; film,foil & strip; polymers of vinyl chloride, containing by weight not less than 6% of plasticisers	31.092	1.203.220	98.190	3.138.902
39204900	Plastics; polymers of vinyl chloride, containing by weight more than 6% of plasticisers	196.296	1.447.022	466.129	4.168.034
39205111	Plastics; plates & sheets of acrylic polymers, polymethyl methacrylate, rigid	555.426	9.017.480	1.525.540	24.140.615
39205119	Plastics; plates & sheets of acrylic polymers, polymethyl methacrylate, no rigid	1.619.656	20.303.457	5.045.005	60.740.542
39205190	Plastics; film, foil and strip; of acrylic polymers, polymethyl methacrylate	-	78.009	-	30.736
39205911	Plastics; plates & sheets of acrylic polymers (excluding polymethyl methacrylate); rigid	-	42.011	-	191.731
39205919	Plastics; plates & sheets of acrylic polymers (excluding polymethyl methacrylate); no rigid	-	20	-	20
39205990	Plastics; film, foil and strip of acrylic polymers (excluding polymethyl methacrylate)	845	5.181	8.981	50.990
39206110	Plastics; plates&sheets, of polycarbonates, non-cellular&not reinforced,laminat,support/combined with other materials	226.948	4.219.164	1.070.982	18.455.221
39206190	Plastics; film,foil and strip,of polycarbonates, non-cellular&not reinforced,laminat,support/combine with oth materials	375	6.668	6.494	89.145
39206210	Plastics;plate&sheet,of poly(ethylene terephthalate),non-cellular&not reinforce,laminat,support/combine oth material	2.037.656	19.847.529	6.563.843	54.806.713
39206290	Plastics;film,foil&strip,of poly(ethylene terephthalate),noncellular&not reinforce,laminat,support/combine oth material	3.168.482	39.922.138	8.762.368	98.210.240
39206910	Plastics;plates & sheets,of other polyesters,non-cellular & not reinforced,laminated,supported/combined oth material	51.383	773.681	103.748	1.530.060
39206990	Plastics; film,foil & strip,of other polyesters,non-cellular & not reinforced,laminated,supported/combined oth material	718.417	10.275.403	1.847.404	25.853.554
39207191	Plastics; printed sheets, of regenerated cellulose; other than cellophane film	97	558	1.565	8.814
39207199	Plastics; other than cellophane film & printed sheets, of regenerated cellulose	-	15	-	299
39207999	Plastics; film,foil&strip o.t nitrocellulose(gun cotton) & vulcanised fibre,laminated,supported/combined oth material	-	198	-	320

Tabel 3 : Ekspor Indonesia menurut Komoditi ( Kode HS 8 digit )

November 2021

Kode H S	Uraian golongan barang	Berat bersih (Kg)		Nilai F.O.B. ( U S \$ )	
		Bulan ini	Kumulatif	Bulan ini	Kumulatif
(1)	(2)	(3)	(4)	(5)	(6)
39209110	Plastics; film of a kind used in safety glass,thickness >0.38mm but<= 0.76mm, & of a width<=2 m; of poly(vinyl butyral)	150	31.110	50	28.533
39209191	Plastics;plate&sheet,film unused in safety glass,thickness >0.38mm but<= 0.76mm, & width<=2 m; of poly(vinyl butyral)	-	122	-	92
39209199	Plastics;foil&strip,film unused in safety glass,thickness >0.38mm but<= 0.76mm, & width<=2 m; of poly(vinyl butyral)	155	16.581	8.546	167.914
39209210	Plastics;plates,sheets,film,foil&strip,of polyamide-6,non-cellular&not reinforce,laminate,support/combine oth materials	1.194.213	13.918.524	4.499.030	47.021.255
39209291	Plastics;plates&sheets, other than of polyamide-6,non-cellular & not reinforced, laminated,support/combine oth materials	-	172	-	16.430
39209299	Plastics; film,foil&strip,other than of polyamide-6,non-cellular&not reinforced, laminated,support/combine oth materials	1	835	2	1.929
39209499	Plastics; film,foil & strip, other than phenol formaldehyde sheets,laminated,supported/combined with oth material	-	33	-	439
39209910	Plastic;plate,sheet,film,foil & strip,of plastic nec head 3920,of hardened protein;chemical derivative natural rubber	-	0	-	1
39209921	Plastics; plates & sheets, of plastics nec in head 3920, of addition polymerisation products	-	31.928	-	81.482
39209929	Plastics; film, foil & strip, of plastics nec in head 3920, of addition polymerisation products	-	2.217	-	5.415
39209939	Plastics; film, foil & strip, of plastics nec in head 3920, of condensation or rearrangement polymerisation products	150	4.968	2.594	138.923
39209990	Plastics; of plastics nec in head 3920, laminated, supported/combine oth material,o.t HS 3920.10.11-3920.99.39	20.184	96.063	72.068	411.810
39211120	Plastics; plates, sheets, film, foil and strip, of polymers of styrene, cellular, rigid	-	631	-	7.128
39211191	Plastics; plates & sheets, of polymers of styrene, cellular, not rigid	11	9.168	284	66.075
39211192	Plastics; film, of polymers of styrene, cellular, not rigid	-	6.596	-	16.335
39211199	Plastics; foil and strip, of polymers of styrene, cellular, not rigid	37.423	549.681	169.718	2.341.988
39211200	Plastics; plates, sheets, film, foil and strip, of polymers of vinyl chloride, cellular	37.750	381.259	107.353	1.391.387
39211310	Plastics; plates, sheets, film, foil and strip, of polyurethanes, cellular, rigid	32.231	358.100	351.850	3.095.767
39211391	Plastics; plates & sheets, of polyurethanes, cellular, not rigid	9.210	190.665	152.981	1.879.878
39211392	Plastics; film, of polyurethanes, cellular, not rigid	-	398.570	-	1.959.918
39211399	Plastics; foil and strip, of polyurethanes, cellular, not rigid	13.885	215.856	247.149	2.670.275
39211499	Plastics; foil and strip, of regenerated cellulose, cellular, not rigid	-	1	-	2
39211920	Plastics; plates, sheets, film, foil and strip, of plastics n.e.c. in heading no. 3921, cellular, rigid	1.289	6.929	29.830	158.843
39211991	Plastics; plates & sheets, of plastics n.e.c. in heading no. 3921, cellular, not rigid	66	2.301	120	26.244
39211992	Plastics; film, of plastics n.e.c. in heading no. 3921, cellular, not rigid	198.443	477.046	570.117	1.599.027
39211999	Plastics; foil and strip, of plastics n.e.c. in heading no. 3921, cellular, not rigid	1.007.801	11.469.966	3.784.359	39.041.753
39219010	Plastics; plates, sheets, film, foil and strip, other than cellular, of vulcanised fibre	1.628	4.608	6.583	59.963
39219020	Plastics; plates, sheets, film, foil and strip, other than cellular, of hardened proteins	88.840	726.305	294.245	2.185.139
39219030	Plastics; plates, sheets, film, foil and strip, other than cellular, of chemical derivatives of natural rubber	-	142	-	2.847

Tabel 3 : Ekspor Indonesia menurut Komoditi ( Kode HS 8 digit )

November 2021

Kode H S	Uraian golongan barang	Berat bersih (Kg)		Nilai F.O.B. ( U S \$ )	
		Bulan ini	Kumulatif	Bulan ini	Kumulatif
(1)	(2)	(3)	(4)	(5)	(6)
39219041	Plastics; plates & sheets, other than cellular, of condensation or rearrangement polymerisation products	16.070	136.534	66.422	491.025
39219042	Plastics; film, other than cellular, of condensation or rearrangement polymerisation products	-	1	-	3
39219043	Plastics;textile laminated strip, other than cellular, of condensation or rearrangement polymerisation products	-	1	-	102
39219049	Plastics; foil & strip, other than cellular,of condensation or rearrangement polymerisation products	3	10.189	35	24.942
39219060	Plastics; plates, sheets, film, foil and strip, other than cellular, of other cellulose or its chemical derivatives	-	0	-	0
39219090	Plastics; plates, sheets, film, foil and strip, other than cellular, of other than HS 3921.90.10-3921.90.60	1.877.901	21.156.508	5.619.394	63.468.677
39221011	Bathtubs having rectangular or oblong interior shape of plastics	-	720	-	28
39221019	Plastics; baths; other than bathtubs having rectangular or oblong interior shape	7.246	21.887	58.015	85.311
39221090	Baths, shower-baths, sinks & wash-basins, other than bathtubs having rectangular or oblong interior shape of plastics	9.529	148.938	15.704	685.412
39222000	Lavatory seats & covers	6.311	99.874	73.455	1.125.438
39229011	Lavatory pans, flushing cisterns & urinals; parts flushing cisterns	-	2	-	6
39229012	Lavatory pans, flushing cisterns & urinals ; flushing cisterns equipped with their mechanisms	10	11.295	10	25.804
39229019	Lavatory pans, flushing cisterns & urinals; other than parts & flushing cisterns equipped with their mechanisms	2.594	134.974	943	22.292
39229090	Plastics; bidets, lavatory pans, flushing cisterns and similar sanitary ware n.e.c. in heading no. 3922	7.126	67.681	23.643	256.510
39231010	Plastics; cases for film, tape & optical discs, for the conveyance or packing of goods	346.851	3.132.855	1.908.700	16.455.590
39231090	Plastics; boxes, crates and similar articles, for the conveyance or packing of goods	417.793	4.371.455	3.353.560	30.308.682
39232111	Ethylene polymer;aseptic bag reinforced with aluminium foil,width >315 mm& length >410mm, incorporating a sealed gland	132.452	4.061.275	186.943	6.077.883
39232119	Ethylene polymer;aseptic bag reinforced with aluminium foil,width <=315 mm& length <=410mm,incorporating a sealed gland	1.735.295	20.864.826	3.095.228	35.024.436
39232191	Ethylene polymer;aseptic bag not reinforced with aluminium foil,width>315 mm& length>410mm, incorporating a sealed gland	36.088	355.431	232.126	1.929.535
39232199	Ethylene polymer;aseptic bag not reinforced with aluminium foil,width<=315 mm&length<=410mm, incorporating sealed gland	6.652.783	61.975.607	11.103.194	94.150.235
39232910	Ethylene polymer;aseptic bags reinforced/not with aluminium foil,width>315 mm&length>410 mm,incorporating a sealed gland	112	11.902	2.974	83.576
39232990	Ethylene polymer;aseptic bags reinforced/not with aluminium foil,width<=315 mm&length<=410 mm,incorporat a sealed gland	604.928	8.319.479	1.317.622	21.661.993
39233020	Plastic; carboy,bottle,flask&sim,multilayer fibreglas reinforce container,for compress/liquefied gas;for conveyance/pack	-	6.975	-	11.022
39233090	Plastic;carboy,bottle,flask&sim,o.t multilayer fibreglass containers,for compress/liquefied gas;for conveyance/packing	209.705	3.130.548	845.563	14.528.918
39234010	Spools, cops, bobbins and similar supports, suitable for use with the machines of heading 84.44, 84.45 or 84.48	-	27.298	-	148.783
39234090	Spools, cops, bobbins and similar supports, not for use with the machines of heading 84.44, 84.45 or 84.48	26.948	704.366	470.763	4.022.122



Tabel 3 : Ekspor Indonesia menurut Komoditi ( Kode HS 8 digit )

November 2021

Kode H S	Uraian golongan barang	Berat bersih (Kg)		Nilai F.O.B. ( U S \$ )	
		Bulan ini	Kumulatif	Bulan ini	Kumulatif
(1)	(2)	(3)	(4)	(5)	(6)
39235000	Spools, cops, bobbins & similar supports; stoppers, lids, caps & other closures, for the conveyance or packing of goods	175.411	1.838.878	1.885.380	18.624.469
39239010	Spools, cops, bobbins & similar supports; toothpaste tubes	14.139	249.770	95.290	1.510.824
39239090	Spools, cops, bobbins & similar supports; other than toothpaste tubes	1.586.454	17.134.897	4.429.659	43.051.915
39241010	Plastics; tableware and kitchenware, of melamine	21.231	301.462	23.705	709.879
39241090	Plastics; tableware and kitchenware, other than of melamine	528.095	5.797.587	3.730.628	41.759.623
39249010	Plastics;Plastics; household articles and hygienic or toilet articles, bed pans, urinals (portable type) /chamber-potss	16	40	10.767	11.104
39249020	Plastics; household articles &hygienic/toilet articles nipple former, breastshells, nipple shields, h& expression funnel	96	96	1.698	1.698
39249030	Plastics; household articles and hygienic or toilet articles supplementary feeding system for babies	156	1.167	6.993	32.006
39249090	Plastics; household articles and hygienic or toilet articles n.e.c in heading no. 3924	905.456	4.120.624	4.192.064	25.049.517
39251000	Plastics; reservoirs, tanks, vats & similar containers, of a capacity exceeding 300 l	33.841	529.627	76.681	1.692.363
39252000	Plastics; doors, windows & their frames & thresholds for doors	13.764	198.143	32.014	358.216
39253000	Plastics; shutters, blinds (including Venetian blinds) & similar articles & parts thereof	74.084	766.975	648.395	6.927.182
39259000	Plastics; builders' ware, n.e.c. or included in heading no. 3925	134.138	1.338.084	608.884	5.808.077
39261000	Plastics; office or school supplies	351.139	4.520.671	1.370.091	16.264.455
39262060	Plastics; articles of apparel used for protection from chemical substances, radiation or fire	1	148	5	9.315
39262090	Plastics; articles of clothing accessories (including gloves, mittens & mitts)	150.142	1.458.742	1.565.575	20.889.914
39263000	Plastics; fittings for furniture, coachwork or the like	77.975	638.752	331.613	4.469.729
39264000	Plastics; statuettes and other ornamental articles	63.035	751.097	397.098	4.597.443
39269010	Plastics; floats for fishing nets	110	28.636	143	169.750
39269020	Plastics; fans and handscreens, frames and handles therefor, and parts thereof	16.144	213.983	82.152	886.523
39269032	Plastics; hygienic, medical and surgical articles, plastic moulds with denture imprints	26	730	284	6.477
39269039	Plastics; hygienic, medical and surgical articles, other than plastic moulds with denture imprints	60.991	678.361	864.329	9.806.298
39269041	Plastics; safety and protective devices, police shields	40	133	421	1.142
39269042	Plastics; safety and protective devices, protective masks for use in welding and similar work	43	9.370	55	52.185
39269044	Plastics; safety and protective devices, life saving cushions for the protection of persons falling from heights	-	62	-	4.095
39269049	Plastics; safety and protective devices, other than HS 3926.90.41 - 3926.90.44	12.691	233.213	178.531	1.951.278
39269053	Plastics; articles for industrial uses, transmission or conveyor belts or belting	1.836	22.477	73.878	817.048
39269055	Plastics; articles for industrial uses, plastic J-hooks or bunch blocks for detonators	39	540	455	6.510
39269059	Plastics; articles for industrial uses, other than HS 3926.90.53 - 3926.90.55	318.650	2.691.673	3.659.027	30.061.702
39269060	Plastics; poultry feeders	68.263	581.466	288.130	2.335.731
39269070	Plastics; padding for articles of apparel or clothing accessories	932	60.676	700	112.063
39269081	Plastics; shoe lasts	2.915	27.923	52.245	473.204
39269082	Plastics; prayer beads	11	1.406	278	19.924
39269089	Plastics; cards for jewellery or small objects of personal adornment	8.329	72.793	65.340	1.078.114
39269091	Plastics; of a kind used for grain storage	-	15.700	-	22.193
39269092	Plastics; empty capsules of a kind suitable for pharmaceutical use	-	82	-	9.261

Tabel 3 : Ekspor Indonesia menurut Komoditi ( Kode HS 8 digit )

November 2021

Kode H S	Uraian golongan barang	Berat bersih (Kg)		Nilai F.O.B. ( U S \$ )	
		Bulan ini	Kumulatif	Bulan ini	Kumulatif
(1)	(2)	(3)	(4)	(5)	(6)
39269099	Plastics; n.e.c. in heading no. 3923	702.912	10.398.531	4.626.438	71.036.888
40011011	Centrifuged concentrate natural rubber latex, exceeding 0.5 % by volume of ammonia content	202.400	2.145.400	433.170	4.075.870
40011019	Non-centrifuged concentrate natural rubber latex, exceeding 0.5 % by volume of ammonia content	-	3.426	-	7.021
40011021	Centrifuged concentrate natural rubber latex, not exceeding 0.5 % by volume of ammonia content	2.460	5.330	7.514	16.108
40011029	Non-centrifuged concentrate natural rubber latex, not exceeding 0.5 % by volume of ammonia content	-	15	-	48
40012110	Natural rubber in smoked sheets, RSS Grade 1	4.708.800	50.448.013	8.956.184	108.573.489
40012150	Natural rubber in smoked sheets, RSS Grade 5	-	7.345	-	10.136
40012190	Smoked sheets, other than RSS Grade 1 to 5	4	129	4	773
40012210	Technically specified natural rubber (TSNR) 10	11.341.260	117.466.121	20.370.066	200.089.241
40012220	Technically specified natural rubber (TSNR) 20	178.941.928	1.965.336.603	318.754.042	3.342.625.203
40012230	Technically specified natural rubber (TSNR) L	80.640	730.800	133.056	1.429.999
40012240	Technically specified natural rubber (TSNR) CV	483.840	6.582.240	895.096	13.529.916
40012250	Technically specified natural rubber (TSNR) GP	-	40	-	56
40012991	Natural rubber (other than latex, smoked sheets, RSS and TSNR), n.e.c in 4001, in primary forms	-	2	-	27
40012999	Natural rubber (other than latex, smoked sheets, RSS and TSNR), n.e.c in 4001, other than in primary forms	-	7.240	-	259.927
40013020	Jelutong in primary forms	-	36.000	-	313.200
40013090	Balata, guttapercha, guayule, chicle & similar natural gums not in primary forms	21.142	241.493	55.730	634.758
40021100	Styrene-butadiene rubber (SBR), carboxilated styrene-butadiene rubber (XSBR), in latex form	2.929.190	35.313.917	2.694.401	30.939.425
40021910	SBR, XSBR other than latex, in primary forms or in vulcanised, uncompound plates, sheets, or strips	127.800	168.022	259.016	812.948
40021990	SBR, XSBR, other than latex, other than in primary forms or in vulcanised, uncompound plates, sheets, or strips	7.347.261	73.903.267	10.594.471	119.566.667
40022010	Synthetic rubber, Butadiene rubber (BR) in primary forms	-	1.050	-	38.903
40022090	Synthetic rubber, Butadiene rubber (BR) other than in primary forms	1.745.020	14.115.405	2.210.434	21.959.615
40023190	Isobutene-isoprene (butyl) rubber (IIR), other than unvulcanised, uncompound plates, sheets or strip	-	29	-	9
40023990	Halo-isobutane-isoprene rubber (CIIR or BIIR) other than unvulcanised, uncompound plate, sheets or strip	-	1.233	-	3.811
40024100	Chloroprene (chlorobutadiene) rubber(CR) , in latex form	1	6.452	71	28.766
40024910	Chloroprene (chlorobutadiene) rubber(CR) other than latex, in primary forms	-	50	-	281
40025910	Acrylonitrile-butadiene rubber (NBR) other than latex, in primary forms	-	45.160	-	160.644
40026010	Isoprene rubber (IR) in primary forms	2	9	62	407
40026090	Isoprene rubber (IR) other than in primary forms	712	742	15.751	16.697
40027010	Ethylene-propylene-non-conjugated diene rubber (EPDM), in primary forms	742	16.229	2.462	67.734
40027090	Ethylene-propylene-non-conjugated diene rubber (EPDM), other than in primary forms	43	1.453	175	5.618
40028010	Mixture of natural rubber latex with syntetic rubber latex	302.400	1.552.342	518.664	2.493.752
40028090	Mixtures of product of 40.01 with product of 40.02 other than mixture of natural rubber latex with syntetic rubber latex	987.860	20.361.714	1.814.256	32.777.931
40029100	Synthetic rubber, latex, n.e.c in heading 40.02	-	45.841	-	76.361
40029920	Synthetic rubber, other than latex, n.e.c in 40.02, in primary forms/in unvulcanised, uncompound plates, sheets/strip	-	325	-	2.375
40029990	Synthetic rubber, oth than latex, n.e.c in 40.02, oth than primary forms/unvulcanised/uncompound plates, sheets/strip	-	23.851	-	59.618
40030000	Reclaimed rubber in primary forms or in plates, sheets or strip.	953.245	8.548.090	681.675	6.539.454
40040000	Waste, parings & scrap of rubber (other than hard rubber) & powders & granules obtained therefo	209.252	3.410.429	45.502	773.748

Tabel 3 : Ekspor Indonesia menurut Komoditi ( Kode HS 8 digit )

		November 2021			
Kode H S	Uraian golongan barang	Berat bersih (Kg)		Nilai F.O.B. ( U S \$ )	
		Bulan ini	Kumulatif	Bulan ini	Kumulatif
(1)	(2)	(3)	(4)	(5)	(6)
40051010	Compounded of natural gums with carbon black or silica, unvulcanised, in primary forms or in plates, sheets or strip	1.695.766	14.095.976	5.040.769	40.615.030
40051090	Compounded rubber, oth than natural gums with carbon black/silica, unvulcanised, in primary forms/in plates,sheets/strip	412.830	9.234.445	929.369	18.588.662
40052000	Compounded rubber, unvulcanised, solutions, dispersions other than those of subheading 4005.10	30	32	16	17
40059110	Compounded rubber of natural gums, other than 4005.10 and 4005.20, unvulcanised, in plates, sheets amd strip	-	294	-	2.889
40059190	Compounded rubber other than of natural gums, other than 4005.10 and 4005.20, unvulcanised, in plates, sheets amd strip	26.781	45.555	88.144	351.936
40059910	Compounded rubber, latex, other than 4005.10 and 4005.20, unvulcanised, other than in primary forms	1	144	1	160
40059920	Natural rubber compounded with substances other than carbon or silica, unvulcanised, in primary forms	100	106	73	110
40059990	Compounded rubber,nec in sub heading 4005.10 & nec in sub heading 4005.20, in primary forms, nec in sub heading 4005.99	89.015	912.468	251.678	2.245.454
40061000	Unvulcanized rubber, ôCamel-backö strips for retreading rubber tyres	-	1.444	-	3.244
40069011	Article of unvulcanised rubber, of natural gums, other than ôCamel-backö strips for retreading rubber tyres	20	256	25	89
40069019	Form of unvulcanised rubber, of natural gums, other than articles or ôCamel-backö strips for retreading rubber tyres	-	597	-	8.463
40069090	Form and article of unvulcanised rubber, other than natural gums or ôCamel-backö strips for retreading rubber tyres	73	2.895	12.120	77.560
40070000	Vulcanised rubber thread and cord.	124.870	1.931.349	720.044	8.936.382
40081110	Plates, sheets & strip of vulcanised cellular rubber, exceeding 5 mm in thickness, lined with textile fabric on one side	35	2.793	222	6.788
40081120	Plates, sheets and strip of vulcanised cellular rubber, not exceeding 5 mm in thickness, floor tiles and wall tiles	45	1.065	30	648
40081190	Plates, sheets and strip of vulcanised cellular rubber, other than 4008.11.10 and 4008.11.20	100	26.958	21	52.747
40081900	Vulcanised celullar rubber (other than hard rubber), other than plates, sheets and strip	7.467	196.721	33.780	706.214
40082110	Plates, sheets and strip of vulcanised non-celullar rubber, > 5 mm in thickness, lined with textile fabric on one side	5.215	440.639	10.074	829.035
40082130	Plates, sheets and strip of vulcanised non-cellular rubber, water stop	-	311	-	571
40082140	Plates, sheets and strip of vulcanised non-cellular rubber, rubber soling sheet	-	28.210	-	6.746
40082190	Plates, sheets and strip of vulcanised non-cellular rubber, other than 4008.21.10 - 4008.21.90	149.576	1.317.808	290.858	2.327.548
40082900	Vulcanised non-celullar rubber (other than hard rubber), other than plates, sheets and strip	179	46.864	9.032	128.825
40091100	Tubes,pipes&hoses, vulcanised rubber o.t hard rubber,not reinforced/othwise combined with oth materials without fittings	25.752	279.947	166.839	2.386.192
40091210	Mining slurry suction&discharge hoses,vulcanised rubber o.t hard rubb, not reinforced/combined materials,with fittings	-	27.000	-	37.133
40091290	Tubes,pipes&hoses,vulcanised rubber o.t hard rubber,not reinforced/combined w/ oth material with fittings,o.t 4009.12.10	74.663	135.883	42.943	678.632
40092110	Mining slurry suction & discharge hoses of vulcanised rubber, reinforced or combined only with metal, without fittings	-	5.000	-	11.242
40092190	Tubes, pipes&hoses of vulcanised rubber o.t hard rubber,reinforced/combined with metal,without fittings, o.t 4009.21.10	71.265	1.119.320	197.507	2.735.773

Tabel 3 : Ekspor Indonesia menurut Komoditi ( Kode HS 8 digit )

		November 2021			
Kode H S	Uraian golongan barang	Berat bersih (Kg)		Nilai F.O.B. ( U S \$ )	
		Bulan ini	Kumulatif	Bulan ini	Kumulatif
(1)	(2)	(3)	(4)	(5)	(6)
40092210	Mining slurry suction & discharge hoses of vulcanised rubber, reinforced or combined only with metal, with fittings	-	18	-	100
40092290	Tubes, pipes&hoses of vulcanised rubber o.t hard rubber, reinforced or combined with metal, with fittings, o.t 4009.22.10	33.369	265.755	150.445	1.947.048
40093110	Mining slurry suction&discharge hoses, vulcanised rubber o.t hard rubber, reinforced/combined w/textile, without fittings	-	9.482	-	96.401
40093120	Rubber hose of a kind used for gas stove, vulcanised rubber o.t hard rubber, reinforced/combined w/textile, without fittings	845	3.705	8.605	28.605
40093191	Fuel/heater/water hoses, reinforces/combined w/textile, used on motor vehicles of 87.02,87.03,87.04/87.11, without fittings	78.026	619.732	1.160.345	8.468.964
40093199	Tubes, pipes&hoses of vulcanised rubber o.t hard rubber, reinforced/combined w/textile, without fittings, n.e.c in 4009.31	403	63.298	2.788	232.567
40093290	Tubes, pipes&hoses of vulcanised rubber o.t hard rubber, reinforced/combined with textile, with fittings, n.e.c in 4009.32	383	5.043	23.417	254.096
40094110	Rubber hose used for gas stove, vulcanised rubber o.t hard rubber, reinforced/combined with oth materials, without fittings	662	2.628	33.116	134.180
40094190	Tubes/pipes&hoses, vulcanised rubber o.t hard rubber, reinforced/combined w/oth materials, without fittings o.t 4009.41.10	5.971	166.304	86.604	2.014.228
40094210	Mining slurry suction&discharge hoses, vulcanised rubber o.t hard rubber, reinforced/combined w/ oth material, with fitting	-	393.713	-	1.001.574
40094220	Rubber hose used for gas stove, vulcanised rubber o.t hard rubber, reinforced/combined with other materials, with fittings	-	556	-	32.201
40094290	Tubes/pipes&hoses, vulcanised rubber o.t hard rubber, reinforced/combined with other materials, with fittings n.e.c 4009.42	169.167	1.761.362	1.915.138	10.538.864
40101100	Conveyor belts or belting, of vulcanised rubber, reinforced only with metal	5	414	5	4.152
40101200	Conveyor belts or belting, of vulcanised rubber, reinforced only with textile materials	-	35.548	-	276.824
40101900	Conveyor belts or belting, of vulcanised rubber, other than reinforced only with metal or textile material	1.522	9.466	4.292	81.327
40103100	Endless transmission belts trapezoidal cross-section (V-belts), V-ribbed, vulc rubber, outside circum>60 cm but not<180 cm	489.410	4.231.553	3.570.707	37.339.929
40103200	Endless transm belts trapezoidal cross-section (Vbelts), oth thn V-ribbed, outside circum excee 60 cm but not excee 180 cm	21.826	233.273	242.614	3.041.478
40103300	Endless transmission belts trapezoidal cross-section (Vbelts), V-ribbed, outside circum excee 180 cm but not excee 240 cm	12	6.096	167	103.373
40103400	Endless transm belts trapezoidal cross-section (Vbelts), oth thn Vribbed, outside circum excee 180 cm but not excee 240 cm	6.834	68.752	39.022	534.447
40103500	Endless synchronous belts, of an outside circumference exceeding 60 cm but not exceeding 150 cm, of vulcanised rubber	1.456	5.090	21.674	113.536
40103600	Endless synchronous belts, of an outside circumference exceeding 150 cm but not exceeding 198 cm	-	3	-	269
40103900	Transmission belts or belting, of vulcanised rubber, other than 4010.31.00-4010.36.00	255.819	2.415.690	1.989.803	21.556.375
40111000	New pneumatic tyres, of rubber, of a kind used on motor cars (including station wagons and racing cars)	38.245.567	385.154.246	132.869.892	1.206.230.060
40112010	New pneumatic tyres, of rubber, of a kind used on buses or lorries, of a width not exceeding 450 mm.	2.792.142	27.384.692	8.169.498	79.985.765

Tabel 3 : Ekspor Indonesia menurut Komoditi ( Kode HS 8 digit )

November 2021

Kode H S	Uraian golongan barang	Berat bersih (Kg)		Nilai F.O.B. ( U S \$ )	
		Bulan ini	Kumulatif	Bulan ini	Kumulatif
(1)	(2)	(3)	(4)	(5)	(6)
40112090	New pneumatic tyres, of rubber, of a kind used on buses or lorries, of a width not less than 450 mm.	7.459	169.073	23.123	553.497
40113000	New pneumatic tyres, of rubber, of a kind used on aircraft.	11.244	25.636	160.375	418.051
40114000	New pneumatic tyres, of rubber, of a kind used on motorcycles.	3.299.484	26.897.429	14.122.942	99.697.625
40115000	New pneumatic tyres, of rubber, of a kind used on bicycles.	1.799.356	16.714.366	11.554.806	114.874.224
40117000	New pneumatic tyres, of rubber, of a kind used on agricultural or forestry vehicles and machines.	485.799	6.110.074	1.604.026	19.425.115
40118011	New pneumatic tyres used on tractors machinery of head 8429-8430, forklifts, wheelbarrows/oth industrial vehicles&machines	1.129.692	11.634.819	3.500.770	34.812.354
40118019	New pneumatic tyres of rubber, used on construct, mine/industry handling vehicle&machine, rim size >61cm, o.t HS 4011.80.11	200	290	230	400
40118021	New pneumatic tyres, of a kind use on tractor, machinery of head 8429-8430, forklift/oth industri vehicle&machine, rim >61cm	30	1.476	25	133.539
40118029	New pneumatic tyres, oth kind use on tractor, machinery of head 8429-8430, forklift/oth industri vehicle&machine, rim >61cm	775	14.322	3.184	24.004
40119010	New pneumatic tyres, of rubber, of a kind used on vehicles of Chapter 87.	-	5.537	-	27.766
40119020	New pneumatic tyres, of rubber, of a kind used onon machinery of heading 84.29 or 84.30.	47.037	462.310	143.373	1.449.140
40119090	New pneumatic tyres, of rubber, n.e.c. in heading 4011 of a width not exceeding 450 mm	148.792	1.422.317	386.787	3.778.488
40121100	Retreaded tyres of rubber, of a kind used on motor cars (including station wagons and racing cars)	20	20	100	100
40121210	Retreaded tyres of rubber, of a kind used on buses or lorries, of a width not exceeding 450 mm	-	92	-	1.605
40121290	Retreaded tyres of rubber, of a kind used on buses or lorries, of a width exceeding 450 mm	2.173	22.372	3.445	38.974
40121300	Retreaded tyres of rubber, of a kind used on aircraft	47.516	337.553	27.791	174.104
40121940	Retreaded tyres of rubber, of a kind used on vehicles of Chapter 87	-	8.251	-	18.374
40121990	Retreaded tyres of rubber, n.e.c. sub heading 4012.12-sub heading 4012.19	13.078	85.608	21.377	223.512
40122029	Used pneumatic tyres of rubber, of a kind used on buses or lorries, of a width exceeding 450 mm	-	1.959	-	37.797
40122050	Used pneumatic tyres of rubber, of a kind used on bicycles	65	1.648	960	5.497
40122070	Used pneumatic tyres of rubber, of a kind used on other vehicles of Chapter 87	-	144	-	270
40122099	Used pneumatic tyres of rubber, n.e.c sub heading 4012.20	52	1.718	3.640	11.542
40129014	Solid tyres exceeding 250 mm in external diameter, of a width not exceeding 450 mm	-	66.943	-	119.930
40129015	Solid tyres exceeding 250 mm in external diameter, of a width exceeding 450 mm, for use on vehicles of heading 87.09	-	221.279	-	767.827
40129016	Rubber, tyres, other solid tyres exceeding 250 mm in external diameter, of a width exceeding 450 mm	-	7.826	-	14.701
40129019	Rubber, tyres, other solid tyres not exceeding 250 mm in external diameter, of a width not exceeding 450 mm	77.045	1.409.189	332.173	6.438.994
40129070	Replaceable tyre treads of rubber, of a width not exceeding 450 mm	-	65.459	-	140.828
40129080	Tyre flaps of rubber	12.816	354.299	36.192	708.240
40129090	Retreaded/used pneumatic tyres of rubber, solid/cushion tyres, tyre treads & flaps, n.e.c in heading 4012	15	456.884	5	574.662
40131011	Inner tubes of rubber, of a kind used on motor cars, suitable for fitting to tyres of a width < 450 mm	29.057	294.887	109.506	980.586
40131019	Inner tubes of rubber, of a kind used on motor cars, suitable for fitting to tyres of a width > 450 mm	5	1.897	5	2.726

Tabel 3 : Ekspor Indonesia menurut Komoditi ( Kode HS 8 digit )

November 2021

Kode H S	Uraian golongan barang	Berat bersih (Kg)		Nilai F.O.B. ( U S \$ )	
		Bulan ini	Kumulatif	Bulan ini	Kumulatif
(1)	(2)	(3)	(4)	(5)	(6)
40131021	Inner tubes of rubber, of a kind used on buses or lorries, suitable for fitting to tyres of a width not exceeding 450 mm	3.870	121.751	13.954	367.538
40131029	Inner tubes of rubber, of a kind used on buses or lorries, suitable for fitting to tyres of a width exceeding 450 mm	-	40	-	55
40132000	Inner tubes of rubber, of a kind used on bicycles	229.844	2.757.917	1.274.946	14.122.157
40139011	Inner tubes of rubber, kind used on machinery of head 8429 or 8430, suitable for fitting to tyres of a width <=450 mm	396	2.477	985	9.593
40139019	Inner tubes of rubber, a kind used on machinery of head 84.29 or 84.30, suitable for fitting to tyres of a width >450 mm	-	120	-	184
40139020	Inner tubes of rubber, of a kind used on motorcycles	113.995	1.390.702	428.969	4.516.772
40139031	Inner tubes of rubber, of a kind used on oth vehicles of Chapter 87, suitable for fitting to tyres of a width < 450 mm	3.000	42.285	1.418	29.004
40139091	Inner tubes of rubber, suitable for fitting to tyres of a width not exceeding 450 mm, n.e.c sub heading 4013.90	24.567	305.998	106.686	1.287.141
40139099	Inner tubes of rubber, suitable for fitting to tyres of a width exceeding 450 mm, n.e.c sub heading 4013.90	102	178	510	881
40141000	Sheath contraceptives	341	22.131	8.853	384.028
40149010	Teats for feeding bottles and similar articles	1.365	18.530	4.181	316.746
40149040	Stoppers for pharmaceutical use	1	507	350	17.120
40149090	Hygienic/pharmaceutical articles of vulcanised exclude hard rubber, w/ or wo/ fittings hard rubber, n.e.c in heading 4014	203	44.232	1.946	432.613
40151100	Gloves, mittens and mitts for surgical, of vulcanised rubber other than hard rubber	360.361	3.408.552	8.243.254	69.058.647
40151900	Gloves, mittens and mitts for not surgical, of vulcanised rubber other than hard rubber	4.547.923	54.863.928	35.018.339	629.984.189
40159010	Lead aprons, of vulcanised rubber other than hard rubber	314	3.157	736	339.658
40159020	Divers' suits (wet suits), of vulcanised rubber other than hard rubber	-	2.932	-	56.596
40159090	Articles apparel & clothing accessories of vulcanised rubber other than hard rubber, n.e.c in heading 4015	286	29.478	8.595	207.717
40161010	Padding for articles of apparel or clothing accessories, of cellular rubber	76	380	3.461	8.159
40161020	Floor tiles and wall tiles of cellular rubber	36.396	354.317	8.714	87.714
40161090	Other articles of cellular rubber, other than padding apparel and floor/wall tiles	14.971	192.678	163.811	3.435.309
40169110	Mats of vulcanised rubber other than hard rubber, non-cellular rubber	179.435	6.345.302	119.261	9.325.351
40169120	Tiles of vulcanised rubber other than hard rubber, non-cellular rubber	-	4.700	-	38.531
40169190	Floor coverings other than mats and tiles of vulcanised rubber other than hard rubber, non-cellular rubber	1.306	44.765	10.657	277.312
40169210	Eraser tips of vulcanised rubber other than hard rubber and non-cellular rubber	20	85	4	261
40169290	Erasers other than eraser tips of vulcanised rubber other than hard rubber and non-cellular rubber	84	1.724	571	27.853
40169310	Gaskets, washers and other seals of a kind used to insulate the terminal leads of electrolytic capacitors	61.442	678.866	1.372.521	14.985.339
40169320	Gaskets and o-rings, of a kind used on motor vehicles of heading 87.02, 87.03, 87.04 or 87.11	11.730	139.429	646.846	5.537.567
40169390	Gaskets, washers and other seals of vulcanised rubber other than hard rubber, n.e.c sub heading 4016.93	91.308	1.439.315	2.655.706	38.888.022
40169400	Boat or dock fenders of vulcanised rubber, whether or not inflatable, other than hard rubber, non-cellular rubber	14.496	255.635	140.704	2.407.854
40169500	Inflatable articles, other than boat or dock fenders of vulcanised rubber, other than hard rubber, non-cellular rubber	2.045	54.305	17.353	421.303
40169911	Parts&access kind used for vehicles of Chapter 87 for vehicles of head 8702,8703, 8704 or 8705, oth thn weatherstripping	198.209	2.605.370	2.649.747	35.556.985
40169912	Parts and accessories of vulcanised rubber other than hard rubber, of a kind used for vehicles of heading 87.11	14.946	137.733	106.431	1.667.750

Tabel 3 : Ekspor Indonesia menurut Komoditi ( Kode HS 8 digit )

November 2021

Kode H S	Uraian golongan barang	Berat bersih (Kg)		Nilai F.O.B. ( U S \$ )	
		Bulan ini	Kumulatif	Bulan ini	Kumulatif
(1)	(2)	(3)	(4)	(5)	(6)
40169913	Weatherstripping of vulcanised rubber oth thn hard rubber, of a kind used on motor vehicles of heading 8702,8703 or 8704	124.280	1.455.962	1.135.300	15.003.741
40169915	Parts&accessories of vulcanised rubber oth thn hard rubber,of a kind used for vehicles of head 8709, 8713, 8715 or 87.16	-	84	-	5.177
40169916	Bicycle mudguards of vulcanised rubber other than hard rubber and non-cellular rubber	25	1.238	90	19.222
40169917	Bicycle parts of vulcanised rubber other than hard rubber and cellular rubber	200	732	2.950	10.727
40169918	Bicycle accessories of vulcanised rubber other than hard rubber, non-cellular rubber, other than mudguards & parts	3.406	12.514	53.075	68.416
40169919	Parts&accessories of a kind used for vehicles of Chapter 87 of vulcanised rubber exc hard rubber oth thn 4016.99.11-20	2.054	42.903	26.196	346.637
40169920	Parts and accessories of rotochutes of heading 88.04 of vulcanised rubber other than hard rubber, non-cellular rubber	-	0	-	117
40169930	Rubber bands, of vulcanised rubber other than hard rubber, non-cellular rubber	312	1.270	5.175	16.666
40169940	Wall tiles of vulcanised rubber other than hard rubber, non-cellular rubber	-	3	-	63
40169951	Rubber rollers of vulcanised rubber other than hard rubber, non-cellular rubber	1.515	140.061	32.965	5.928.796
40169952	Tyre mould bladders of vulcanised rubber other than hard rubber, non-cellular rubber	-	131	-	4.193
40169953	Electrical insulator hoods of vulcanised rubber other than hard rubber, non-cellular rubber	-	32	-	730
40169954	Rubber grommets&rubber covers for automotive wiring harnesses of vulcanised rubber oth hard rubber, non-cellular rubber	12.099	149.783	176.087	2.317.104
40169959	Articles used in machinery/mechanical/electric appliances/oth technical uses,noncellular rubber,nec HS 40169951-40169954	30.108	279.065	630.057	6.690.095
40169960	Rail pads of vulcanised rubber other than hard rubber, non-cellular rubber	4	2.935	75	202.564
40169970	Structural bearings including bridge bearings of vulcanised rubber other than hard rubber, non-cellular rubber	389	10.367	6.426	158.543
40169991	Table coverings of vulcanised rubber other than hard rubber, non-cellular rubber	-	9.912	-	226.637
40169999	Articles of vulcanised rubber other than hard rubber, non-cellular rubber, n.e.c in 4016	88.448	645.060	481.175	4.763.577
40170010	Floor tiles and wall tiles of hard rubber (for example ebonite)	580	4.877	15.887	176.583
40170020	Articles of hard rubber other than floor tiles and wall tiles	7	15.068	70	22.336
40170090	Articles of hard rubber n.e.c in heading 4017	6.591	45.199	29.268	176.199
41019090	Raw hides and skins of bovine, including butts, bends and bellies, other than pre-tanned	-	44	-	385
41021000	Raw skins of sheep or lambs with wool on	1	1	1	1
41022900	Raw skins of sheep or lambs without wool on, other than pickled	-	1	-	1
41032000	Raw hides and skins of reptiles	879	879	79.000	79.000
41039000	Raw hides and skins other than bovine, sheeps and lambs, reptil, and swine	-	1.117	-	16.682
41044100	Tanned/crust hides & skins in the dry state,full grains,upsplit & grains split of bovine vegetable tanned	-	55	-	1.726
41044900	Tanned/crust hides & skins in the dry state,other than full grains,upsplit & grains split of bovine vegetable tanned	17.880	35.088	283.984	608.609
41053000	Tanned/crust skins of sheep/lambs,in the dry state (crust), wo/wool on,won split,but not further prepared	229	1.037	4.053	20.064
41062200	Tanned/crust hides&skins of goats/kids,in the dry state (crust),wo/wool/hair on,won split,but not further prepared	66	251	5.100	8.600

Tabel 3 : Ekspor Indonesia menurut Komoditi ( Kode HS 8 digit )

November 2021

Kode H S	Uraian golongan barang	Berat bersih (Kg)		Nilai F.O.B. ( U S \$ )	
		Bulan ini	Kumulatif	Bulan ini	Kumulatif
(1)	(2)	(3)	(4)	(5)	(6)
41063200	Tanned/crust hidesskins of swine, in the dry state (crust),wo/wool/hair on,whether/not split,but not further prepared	1.194	8.832	5.031	68.100
41064000	Tanned or crust hides and skins of reptiles, without wool or hair on, whether or not split, but not further prepared.	8.455	60.651	1.421.791	9.575.892
41071100	Leather further prepared after tanning/crusting of bovine/equine animal,whole hides and skins,full grains,unsplit	1	1.843	141	29.216
41071200	Leather further prepared after tanning/crusting of bovine/equine animal,whole hides and skins, grains split	107.383	939.277	2.253.358	18.537.137
41071900	Leather further prep after tanning/crusting of bovine/equine animal,whole hide&skin,o.th full grain,unsplit,grains split	51.499	563.470	1.297.359	13.217.305
41079100	Leather,other than whole hides and skins further prepared after tanning/crusting whole hides & skins,full grains,unsplit	2.283	8.061	69.765	219.669
41079200	Leather,other than whole hides and skins further prepared after tanning/crusting whole hides & skins, grain splits	14.865	52.367	270.896	1.060.199
41079900	Leather,oth thn whole hides&skins further prepared after tanning/crusting whole hides & skins,exc full/no grains,unsplit	209.999	2.050.164	610.114	5.190.572
41120000	Leather further prepared after tanning/ crust,of sheep/lamb wo/wool on,split/not,other than leather of heading 41.14	17.729	216.301	1.663.360	14.479.909
41131000	Leather further prepared after tanning or crusting includ parchment-dressed leather, w/o wool/hair,of goats or kids	13.929	145.926	527.647	5.254.532
41133000	Leather further prepared after tanning or crusting includ parchment-dressed leather, w/o wool/hair,of reptiles	192	3.497	130.386	960.080
41139000	Leather further prepared after tanning/crusting includ parchment-dressed leather oth thn goats/kids, swine,& reptiles	2.109	27.679	315.138	2.369.274
41142000	Patent leather and patent laminated leather, metallised leather	7	183	20	4.385
41151000	Composition leather with a basis of leather or leather fibre, in slabs, sheets or strip, whether or not in rolls	5.167	165.546	295.746	5.838.356
41152000	Parings & oth waste of leather/composition leather,not for manufacture leather articles,leather dust,powder & flour	2.752	14.938	78.200	450.720
42010000	Saddlery & harness for any animal (traces,leads,knee pads,muzzles,saddle cloths,saddle bags,dog coats),of any material.	3	143.946	223	3.890.811
42021110	Cases & containers,suit-case/brief-case with outer surface of leather/composition leather,max dimensions 56cmx45cmx25 cm	1.708	9.720	773	14.107
42021190	Cases & containers,suit-case/brief-case with outer surface of leather/composition leather,dimension more 56cmx45cmx25 cm	28.549	455.720	446.356	8.343.949
42021211	School satchels with outer surface of vulcanised fibre	16	219	1.433	8.090
42021219	School satchels with outer surface other than vulcanised fibre	254.828	1.273.554	4.241.418	20.236.539
42021291	Cases & containers,suit-case/brief-case with outer surface vulcanised fibre other than school satchels	-	708	-	10.491
42021299	Cases & containers,suit-case/brief-case with other than outer surface vulcanised fibre, other than school satchels	484.086	1.954.644	4.470.422	16.513.808
42021920	Trunks,suit-cases,vanity-cases executive-cases,brief-cases,school satchels & similar container,paperboard outer surface	1.304	20.270	14	50.183
42021990	Trunks,suit-cases,vanity-cases,executive-cases,brief-cases,school satchel&similar container, outer srface oth paperboard	17.761	139.887	41.005	538.736
42022100	Handbags,whether/ not with shoulder strap,incl those without handle,outer surface of leather/ composition leather	236.776	2.486.112	10.447.349	91.442.894
42022200	Handbags,won w/shoulder strap,incl those wo handle w/outer surface of sheeting of plastics/of textile materials	1.618.936	13.026.414	24.668.680	196.263.170



Tabel 3 : Ekspor Indonesia menurut Komoditi ( Kode HS 8 digit )

		November 2021			
Kode H S	Uraian golongan barang	Berat bersih (Kg)		Nilai F.O.B. ( U S \$ )	
		Bulan ini	Kumulatif	Bulan ini	Kumulatif
(1)	(2)	(3)	(4)	(5)	(6)
42022900	Handbags, whether or not with shoulder strap, including those without handle, oth thn sub heading 4202.21 - 4202.22	26.528	352.213	472.238	5.866.127
42023100	Articles of a kind normally carried in the pocket or in the handbag,with outer surface of leather or composition leather	10.898	89.982	722.862	5.991.783
42023200	Articles of a kind normally carried in pocket/in the handbag,w/outer surface of sheeting plastics or textile materials	28.444	221.057	1.092.960	6.402.411
42023900	Articles of a kind normally carried in pocket/in the handbag, oth thn sub heading 4202.31 - 4202.32	1.827	11.782	35.733	370.787
42029111	Cases and containers, bowling bags with outer surface of leather or of composition leather	2.481	2.999	227.885	256.640
42029119	Cases and containers, sports bag other than bowling bags, with outer surface of leather or of composition leather	780	7.567	49.405	129.031
42029190	Cases and containers, other sports bag, with outer surface of leather or of composition leather	83.089	571.418	2.845.747	18.701.898
42029210	Cases and containers, toiletry bags, of sheeting of plastics	852	32.784	31.601	1.335.161
42029220	Cases and containers, bowling bags sheeting of plastics or of textile materials	66.850	712.612	877.114	9.496.675
42029290	Cases and containers, other than toiletry bags and bowling bags, of sheeting of plastics	2.284.436	22.232.467	40.926.339	361.317.630
42029910	Cases and containers, other article, with outer surface of vulcanised fibre or paperboard	1	3.290	35	29.833
42029920	Cases and containers, other article, of copper	210	3.641	1.509	58.815
42029990	Cases & containers; nec in head 4202,of vulcanised fibre/of paperboard/wholly/mainly covered with such materials/w paper	43.552	406.795	443.313	3.711.089
42031000	Apparel, articles of apparel, of leather or of composition leather	97.346	794.299	4.034.337	30.971.499
42032100	Clothing accessories, gloves, mittens and mitts, specially designed for use in sports, of leather or composition leather	169.513	1.390.867	12.476.485	100.445.368
42032910	Clothing accessories, protective work gloves, of leather or composition leather	16.451	70.054	568.238	2.174.886
42032990	Clothing accessories, other than protective work gloves, of leather or composition leather	16.086	135.484	635.174	5.158.575
42033000	Clothing accessories, belts and bandoliers, of leather or of composition leather	1.201	9.983	52.639	552.692
42034000	Clothing accessories; of leather or of composition leather, n.e.c. in heading no. 4203	465	7.289	16.263	167.655
42050010	Boot laces, mats, of leather or of composition leather	333	3.735	7.234	56.756
42050020	Industrial safety belts and harnesses of composition leather	-	48.929	-	634.632
42050030	Leather strings or chords of a kind used for jewellery or articles of personal adornment of composition leather	127	4.710	1.413	78.170
42050040	Articles of leather/composition leather used in machine/mechanic appliance/oth technic uses,o.t HS 4205.00.10-4205.00.30	-	0	-	992
42050090	Articles of leather or of composition leather n.e.c in heading 4205	13.647	138.386	1.339.473	5.685.065
43021900	Furskins, tanned/dressed,whole, w/or wo/head,tail/paws,not assembled, oth thn of mink, other than those of heading 43.03	400	12.299	3.150	97.026
43031000	Furskin articles; apparel and clothing accessories	8	10.008	7	13.007
43039090	Furskin articles; apparel and clothing accessories, n.e.c in heading 4303	16.094	28.073	174.117	335.121
43040010	Artificial fur	-	1.018	-	37.290
43040091	Artificial fur articles; sports bags	81	886	1.114	6.248
43040099	Artificial fur articles; other than sports bags	12	14	94	104
44011100	Fuel wood, in logs, in billets, in twigs, in faggots or in similar forms, from coniferous	2.364	39.277	26.873	127.408
44011200	Fuel wood, in logs, in billets, in twigs, in faggots or in similar forms, from Non - coniferous	26.020	345.894	9.107	78.036

Tabel 3 : Ekspor Indonesia menurut Komoditi ( Kode HS 8 digit )

November 2021

Kode H S	Uraian golongan barang	Berat bersih (Kg)		Nilai F.O.B. ( U S \$ )	
		Bulan ini	Kumulatif	Bulan ini	Kumulatif
(1)	(2)	(3)	(4)	(5)	(6)
44012100	Wood in chips or particles, from coniferous	46.525	87.908	4.919	11.018
44012200	Wood in chips or particles, from non-coniferous	208.510.320	1.246.945.510	13.542.268	85.528.752
44013100	Sawdust and wood waste and scrap, agglomerated in logs, briquettes, pellets or similar forms, wood pellets	40.633.243	327.416.391	4.105.518	32.077.804
44013900	Sawdust and wood waste and scrap, agglomerated in logs, briquettes, pellets or similar forms, other than wood pellets	436.555	2.934.023	172.306	1.135.797
44014000	Sawdust and wood waste and scrap, not agglomerated	397.068	7.474.975	131.166	1.124.713
44021000	Wood charcoal (including shell or nut charcoal) of bamboo, whether or not agglomerated.	4.514.633	30.941.294	1.563.916	8.974.760
44029010	Wood charcoal (including shell or nut charcoal) of coconut shell, whether or not agglomerated.	14.876.686	138.516.657	15.149.097	130.769.921
44029090	Wood charcoal (including shell or nut charcoal) other than bamboo or coconut shell, whether or not agglomerated.	25.514.459	242.929.596	14.928.156	117.513.476
44034910	Tropical wood, other than dark Red Meranti, light Red Meranti and Meranti Bakau, baulks, swalogs and veneer logs	1.575	32.141	14.450	575.217
44034990	Tropical wood, other than dark Red Meranti, light Red Meranti & Meranti Bakau, other baulks, swalogs and veneer logs	-	52	-	136
44042010	Hoopwood, split poles,piles, picket & the like of non- coniferous, chipwood	92.628	934.108	39.985	333.432
44050010	Wood wool	-	31	-	244
44050020	Wood flour	48.380	699.047	39.976	393.265
44071100	Wood,coniferous,of pine (Pinus spp),sawn/chipped lengthwise,sliced/peeled,won planed,sanded/end-jointed,of thickness>6mm	108.234	1.121.452	127.740	1.234.646
44071200	Wood,coniferous,of fir (Pinus spp)&spruce,sawn/chipped lengthwise,sliced/peeled,won planed,sanded/end-jointed, thick>6mm	1.009	9.727	3.677	42.225
44071900	Wood,coniferous, n.e.c sub head 4407.11-4407.12,sawn/chipped, sliced/peeled, won planed, sanded/end-jointed,of thick>6mm	63.365	366.892	61.969	1.788.481
44072110	Wood, tropical wood,of mahogany (Swietenia spp),planed,sanded or end-joint	121.838	1.410.577	121.066	1.433.502
44072210	Wood, tropical wood of virola, imbuia and balsa, planed, sanded or end-joint	13.069	520.433	48.379	1.005.036
44072290	Wood, tropical wood of virola, imbuia and balsa, other than planed, sanded or end-joint	-	250	-	2.775
44072511	Wood, tropical wood of dark red maranti, light red meranti & meranti bakau, planed, sanded or end-joint	201.517	1.735.900	376.912	2.611.818
44072610	Wood, tropical wood of white Lauan, white meranti, white seraya, yellow meranti and alan, planed, sanded or end-joint	5.627	21.463	8.355	30.022
44072710	Wood, tropical wood of sapelli, planed, sanded or end-joint	-	65.746	-	148.686
44072810	Wood, tropical wood of iroko,planed,sanded or end-joint	-	47.177	-	85.969
44072911	Wood, tropical wood of jelutong (Dyera spp),planed,sanded or end-joint	331.451	3.039.579	545.146	4.724.439
44072921	Wood, tropical wood of kapur (Dryobalanops spp), planed,sanded or end-joint	13.300	128.070	22.777	142.535
44072929	Wood, tropical wood of kapur (Dryobalanops spp), other than planed,sanded or end-joint	-	17.109	-	9.230
44072931	Wood, tropical wood of kempas (Koompassia spp),planed,sanded or end-joint	17.181	138.121	11.835	95.936
44072941	Wood, tropical wood of keruing (Dipterocarpus spp),planed,sanded or end-joint	81.341	1.175.196	62.478	917.656
44072961	Wood, tropical wood of teak (Tectona spp), planed,sanded or end-joint	24.107	171.031	37.518	391.176
44072971	Wood, tropical wood of balau (Shorea spp),planed,sanded or end-joint	11.802	505.372	8.346	340.116
44072991	Wood, tropical wood of jongkong (Dactylocladus spp.) and merbau (Intsia spp.), planed, sanded or end-jointed	35.742	393.473	17.898	525.958
44072994	Wood, tropical wood of albizia (Paraserianthes falcataria), planed, sanded or end-jointed	335.011	972.762	308.321	922.044

Tabel 3 : Ekspor Indonesia menurut Komoditi ( Kode HS 8 digit )

November 2021

Kode H S	Uraian golongan barang	Berat bersih (Kg)		Nilai F.O.B. ( U S \$ )	
		Bulan ini	Kumulatif	Bulan ini	Kumulatif
(1)	(2)	(3)	(4)	(5)	(6)
44072996	Wood, tropical wood, of rubber (Hevea brasiliensis), planed, sanded or end-jointed	3.135.484	33.662.970	1.685.999	17.413.158
44072998	Wood sawn other than hs 4406.29.91 - 4407.29.97, planed, sanded or end-jointed	643.129	6.407.011	920.587	8.971.764
44079110	Wood, non-coniferous and other than tropical wood of oak (Quercus spp),planed, sanded or end-jointed	-	3.047	-	15.225
44079210	Wood, non-coniferous and other than tropical wood of beech (Fogus spp),planed, sanded or end-jointed	455	8.259	2.815	34.156
44079310	Wood, non-coniferous and other than tropical wood of maple (Acer spp),planed, sanded or end-jointed	4.009	4.009	16.618	16.618
44079710	Wood, non-coniferous and other than tropical wood of poplar and aspen (Populus spp), planed, sanded or end-jointed	-	73.776	-	175.468
44079910	Wood, non-coniferous and other than tropical wood other than n.e.c sub heading 4407.97, planed, sanded or end-jointed	30.578	180.058	71.296	980.647
44079990	Wood, non-coniferous & other than tropical wood other than n.e.c sub heading 4407.97, oth thn planed, sanded/end-jointed	-	88.758	-	78.662
44081010	Wood, coniferous, cedar wood pencil slats, Radiata pinewood of a kind used for blockboard manufacture, of coniferous	181.548	2.631.935	958.527	11.434.395
44081030	Wood, coniferous, face veneer sheets, Radiata pinewood of a kind used for blockboard manufacture, of coniferous	4.122	48.882	29.236	192.487
44081090	Wood, coniferous, oth thn cedar wood pencil slats radiata pinewood used for blockboard manufa,oth thn face veneer sheets	-	463.050	-	529.489
44083100	Dark Red Meranti, Light Red Meranti and Meranti Bakau of tropical wood, sheets for veneering, plywood and laminated wood	75.324	361.295	152.905	663.824
44083920	Face veneer sheets of tropical wood other than Red Meranti, Light Red Meranti and Meranti Bakau	528.698	2.098.965	206.530	1.012.055
44083990	Wood,tropical wood,oth thn Jelutong wood pencil slats&face veneer sheets,oth Red Meranti,Light Red Meranti&Meranti Bakau	4.532.552	41.650.342	4.700.097	40.600.586
44089010	Face veneer sheets, of non-coniferous and other than tropical wood	3.741.428	33.642.127	3.333.805	29.215.662
44089090	Wood, nec in head 4408, sheets for veneer/plywood, oth wood sawn, slice/peel, whether/not plan, sand/end-join,thick<=6mm	1.882.104	22.719.270	1.887.836	20.320.855
44091000	Wood, coniferous, cotinuously shaped along any of its edgee,ends/faces, won planed,sanded or end-jointed	828.078	7.046.380	1.628.338	14.932.411
44092100	Wood, non-coniferous of bamboo, cotinuously shaped along any of its edgee, ends/faces, won planed,sanded or end-jointed	-	2.655	-	5.539
44092200	Wood,non-coniferous of tropical wood, cotinuously shaped along any of its edgee,ends/faces,won planed,sanded/end-jointed	51.333.245	534.576.874	63.725.734	608.526.769
44092900	Wood, non-coniferous, n.e.c 4409, cotinuously shaped along any of its edgee, ends/faces,won planed,sanded or end-jointed	1.829.689	18.939.317	2.679.181	26.529.664
44101100	Particle board of wood, whether or not agglomerated with resins or other organic binding substances.	1.924.791	28.962.227	581.184	7.030.978
44109000	Particle board,OSB,similar board of ligneous materials oth thn wood, whether/not agglomerated other than in heading 4410	-	2.745	-	2.274
44111200	Medium density fibreboard (MDF), of a thickness not exceeding 5 mm	13.212.309	136.861.823	5.309.541	47.034.759
44111300	Medium density fibreboard (MDF), of a thickness exceeding 5 mm but not exceeding 9 mm	1.711.242	31.339.957	749.732	10.519.027
44111400	Medium density fibreboard (MDF), of a thickness exceeding 9 mm	3.195.494	80.109.853	1.155.171	24.513.625

Tabel 3 : Ekspor Indonesia menurut Komoditi ( Kode HS 8 digit )

November 2021

Kode H S	Uraian golongan barang	Berat bersih (Kg)		Nilai F.O.B. ( U S \$ )	
		Bulan ini	Kumulatif	Bulan ini	Kumulatif
(1)	(2)	(3)	(4)	(5)	(6)
44119200	Fibreboard of a density exceeding 0.8 g/cm <sup>3</sup>	-	25.642	-	64.449
44119300	Fibreboard of a density exceeding 0.5 g/cm <sup>3</sup> but not exceeding 0.8 g/cm <sup>3</sup>	1.020	8.704.868	5.883	2.610.000
44121000	Plywood, veneered panels and similar laminated wood, of bamboo	27.889	365.589	74.305	669.564
44123100	Plywood,consisting solely of sheets of wood (not bamboo),each ply 6mm/thinner,with at least 1 outer ply of tropical wood	146.315.990	1.330.713.517	189.958.204	1.469.716.335
44123300	Plywood,sheets of wood only, not bamboo, each ply<=6mm, with at least 1 outer ply of alder, ash, beech, birch,cherry,etc	20.676.559	171.511.351	22.261.230	178.057.748
44123400	Plywood,consist only sheets of wood,each ply <6 mm thick, oth w/at least 1 outer ply nonconiferous n.e.c subhead 4412.33	1.523.989	16.247.104	1.443.687	13.053.041
44123900	Plywood,consisting only of sheets of wood (not bamboo), each ply 6mm or thinner,with both outer plies of coniferous wood	1.094.791	30.420.081	1.096.984	27.063.535
44129400	Blockboard, laminboard and battenboard (not bamboo,& other than plywood consisting only of sheets of wood each ply<=6mm)	44.062.331	406.775.703	55.371.613	455.930.322
44129910	Plywood,veneered panels&similar (o.t block,lamin&batten-board, bamboo,&plywood each ply <=6mm), >=1 side faced w plastic	860.000	10.229.423	2.080.710	20.737.291
44129920	Plywood,veneered panels&similar (o.t block,lamin&batten-board, bamboo,&plywood each ply <=6mm), >=1 side faced with teak	-	130.212	-	186.747
44129930	Plywood,veneered panel&similar (o.t block,lamin&batten-board, bamboo, each ply <=6mm),>=1 side faced w oth tropical wood	172.515	2.244.146	229.159	2.459.491
44129990	Plywood,veneered panel&similar (o.t block,lamin&batten-board, bamboo, each ply <=6mm),>=1 side faced,nec subhead 4412.99	4.918.774	34.887.181	6.481.386	45.231.663
44130000	Densified wood, in blocks, plates, strips or profile shapes.	34	63.081	69	69.991
44140000	Wooden frames for paintings, photographs, mirrors or similar objects.	1.023.965	10.966.346	4.012.041	40.060.646
44151000	Wood, cases, boxes, crates, drums and similar packings, cabledrums	134.312	2.408.967	328.170	4.944.145
44152000	Wood, pallets, box pallets and other load boards, pallet collars	326.047	2.818.198	271.597	2.119.725
44160010	Wood, casks, barrels, vats, tubs and other coopers' products and parts thereof; staves.	-	19.336	-	75.273
44160090	Wood, casks, barrels, vats, tubs and other coopers' products and parts thereof; other than staves.	25	7.371	25	13.309
44170090	Wood, tools, tool bodies, tool handles, broom or brush bodies and handles, of wood	165.391	1.444.916	360.099	3.370.744
44181000	Wood, windows, French windows and their frames	48.839	508.885	177.700	1.241.397
44182000	Wood, doors and their frames and thresholds	11.704.748	113.933.721	25.396.452	240.719.733
44185000	Wood, shingles and shakes	-	113.756	-	150.731
44186000	Wood,posts and beams	9.301	50.962	18.620	106.082
44187390	Wood, assembled flooring panels, of bamboo or with at least the top layer (wear layer) of bamboo, o.t mosaic flooring	-	161	-	1.290
44187400	Wood, assembled flooring panels, not of bamboo or with at least the top layer (wear layer) of bamboo, for mosaic floors	1.261	39.995	9.070	154.853
44187500	Wood, assembled flooring panels, not of bamboo or with at least the top layer (wear layer) of bamboo, multilayer	2.616.777	25.182.962	7.844.588	71.213.072
44187900	Wood, assembled flooring panels, n.e.c in headings 4418.73-4418.75	1.917.957	13.827.249	4.785.692	34.533.924
44189100	Wood, builders' joinery and carpentry of wood n.e.c. in heading no. 4418, of bamboo	15.960	43.450	27.178	49.263
44189910	Wood, builders' joinery and carpentry of wood n.e.c. in heading no. 4418, other than of bamboo, cellular wood panels	3.475.362	35.593.537	5.877.148	56.368.132

Tabel 3 : Ekspor Indonesia menurut Komoditi ( Kode HS 8 digit )

November 2021

Kode H S	Uraian golongan barang	Berat bersih (Kg)		Nilai F.O.B. ( U S \$ )	
		Bulan ini	Kumulatif	Bulan ini	Kumulatif
(1)	(2)	(3)	(4)	(5)	(6)
44189990	Wood, builders' joinery and carpentry of wood n.e.c. in heading 4418, oth thn of bamboo, oth thn cellular wood panels	4.835.891	45.486.568	8.941.212	83.906.591
44191100	Tableware and kitchenware, of wood; of bamboo, bread boards, chopping boards and similar boards	1.512	109.198	3.103	324.086
44191200	Tableware and kitchenware, of wood; of bamboo, chopsticks	17	27.435	572	106.011
44191900	Tableware and kitchenware, of wood; of bamboo, n.e.c. in heading 4419	77	68.203	1.588	371.288
44199000	Tableware and kitchenware, of wood; not of bamboo	872.337	9.515.252	2.710.744	29.038.918
44201000	Wood, statuettes and other ornaments, of wood	1.277.022	13.188.831	4.670.942	47.739.816
44209010	Wood, wooden articles of furniture not falling in Chapter 94	340.303	2.363.602	928.964	10.257.679
44209090	Wood marquetry and inlaid wood, caskets and cases for jewellery or cutlery, and similar articles, of wood	70	97.412	802	224.554
44211000	Clothes hangers of wood	8.444	36.282	21.733	213.665
44219110	Spools, cops and bobbins, sewing thread reels and the like of bamboo	16	234	293	3.591
44219120	Match splints of bamboo	-	3.300	-	2.164
44219130	Candy sticks, ice-cream sticks and ice-cream spoons of bamboo	1	1.041	31	1.946
44219140	Fans and handscreens, frames and handles therefor, and parts thereof of bamboo	-	382	-	14.637
44219150	Prayer beads of bamboo	43	285	1.397	7.396
44219160	Toothpicks of bamboo	147	562	251	1.785
44219190	Wood, of bamboo, articles n.e.c. HS 4421.91.10 - HS 4421.91.60	7.713	101.782	41.359	296.957
44219910	Spools, cops and bobbins, sewing thread reels and the like of wood other than of bamboo	-	28	-	1.122
44219930	Wooden pegs or pins for footwear other than of bamboo	-	3.023	-	5.848
44219940	Candy sticks, icecream sticks and icecream spoons other than of bamboo	-	32.029	-	72.275
44219970	Wood, fans and handscreens, frames and handles therefor, and parts thereof other than of bamboo	125	5.526	978	14.703
44219980	Wood, toothpicks other than of bamboo	-	804	-	2.124
44219993	Wood, prayer beads other than of bamboo	14	570	492	6.093
44219994	Wood, other beads other than of bamboo	1.100	3.906	2.745	27.666
44219996	Wood, barecore other than of bamboo	53.642.122	452.411.266	33.434.906	280.310.853
44219999	Wood, article of wood, other than bamboo, articles n.e.c. HS 4421.99.93 - HS 4421.99.96	67.022	610.188	263.117	1.369.374
45020000	Natural cork,debacked/roughly squared/rectangular blocks,plates,sheets/strip(incl sharpedged blanks for corks/stoppers)	-	538	-	3.427
45031000	Articles of natural cork, corks and stoppers of natural cork	-	2	-	80
45039000	Articles of natural cork, other than corks and stoppers of natural cork	17.591	46.049	2.057	20.144
45041000	Cork; blocks, plates, sheets and strip, tiles of any shape, solid cylinders (including discs), of agglomerated cork	6	2.445	10	8.473
45049000	Articles of agglomerated cork oth thn blocks,plates,sheets & strip,tiles of any shape, solid cylinders, including discs.	5	444	22	3.213
46012100	Plaiting materials, plaits and similar products of plaiting materials; mats, matting and screens, of bambo	51.789	218.470	57.883	537.608
46012200	Plaiting materials, plaits and similar products of plaiting materials; mats, matting and screens, of rattan	51.241	563.028	654.697	4.950.504
46012900	Plaiting materials, plaits & similar products; mats, matting&screens, of vegetable materials other than bamboo or rattan	31.239	312.776	311.279	2.006.442
46019210	Plaits and similar products of plaiting materials, whether or not assembled into strips of bamboo	50	26.750	35	77.524
46019220	Fans and handscreens, frames and handles therefor, and parts thereof of bamboo	5	3.702	21	13.283
46019290	Plaiting materials, plaits and similar products of plaiting materials; of bamboo, n.e.c HS 4601.92.10 - HS 4601.92.20	139.704	1.279.615	119.055	1.370.518

Tabel 3 : Ekspor Indonesia menurut Komoditi ( Kode HS 8 digit )

November 2021

Kode H S	Uraian golongan barang	Berat bersih (Kg)		Nilai F.O.B. ( U S \$ )	
		Bulan ini	Kumulatif	Bulan ini	Kumulatif
(1)	(2)	(3)	(4)	(5)	(6)
46019310	Plaits and similar products of plaiting materials, whether or not assembled into strips of rattan	8.329	79.484	50.415	689.665
46019320	Fans and handscreens, frames and handles therefor, and parts thereof of rattan	1.940	14.504	44.820	212.422
46019390	Plaiting materials, plaits and similar products of plaiting materials; of rattan, n.e.c HS 4601.93.10 - HS 4601.93.20	2.484	288.231	48.302	1.017.675
46019410	Plaits and similar products of plaiting materials, whether or not assembled into strips of vegetable materials	523	25.033	43.588	432.599
46019420	Fans and handscreens, frames and handles therefor, and parts thereof of vegetable materials	-	181	-	618
46019490	Plaiting materials, plaits&similar products of plaiting materials,of vegetable materials,n.e.c HS 4601.94.10- 4601.94.20	1.315	86.605	7.671	308.167
46019910	Mats and matting of other than bamboo, rattan, and other vegetable materials	110	345	1.453	10.871
46019920	Plaits and similar products of plaiting materials, whether or not assembled into strips	583	113.970	7.531	642.971
46019930	Fans & handscreens,frames & handles therefor, & parts thereof of oth thn bamboo,rattan,& oth vegetable materials	-	180	-	370
46019990	Plaiting materials,plaits&similar prod of plaiting material, product of non-vegetable materials,nec HS 46019910-46019930	83.577	436.859	66.388	507.196
46021110	Travelling bags and suitcases of bamboo	16.271	72.101	66.140	221.390
46021190	Basketwork, wickerwork and other articles; of bamboo, n.e.c HS 4602.11.10 - HS 4602.11.20	123.736	1.809.817	795.819	8.106.844
46021210	Travelling bags and suitcases of rattan	100.506	1.082.032	951.692	7.284.953
46021220	Envelopes for bottles of rattan	-	8.740	-	290.481
46021290	Basketwork, wickerwork and other articles; of rattan, n.e.c HS 4602.12.10 - HS 4602.12.20	1.256.144	11.572.536	6.699.621	54.628.428
46021910	Travelling bags and suitcases of vegetable materials other than of bamboo and rattan	48.393	1.103.482	332.637	7.033.749
46021920	Envelopes for bottles of vegetable materials other than of bamboo and rattan	3	3.397	184	141.790
46021990	Basketwork, wickerwork and other articles; of vegetable materials, n.e.c HS 4602.19.10 - HS 4602.19.20	596.877	5.066.141	3.847.146	32.117.460
46029010	Travelling bags and suitcases other than of vegetable materials	18.863	156.464	133.372	1.018.680
46029020	Envelopes for bottles other than of vegetable materials	-	169	-	1.326
46029090	Basketwork, wickerwork and other articles; other than vegetable materials, n.e.c HS 4602.90.10 - HS 4602.90.20	48.308	471.103	373.700	3.012.195
47020000	Chemical wood pulp, dissolving grades	73.881.663	1.036.920.170	49.961.269	678.724.267
47031900	Chemical wood pulp, soda or sulphate, (other than dissolving grades); unbleached, of non-coniferous wood	-	8.900.000	-	3.824.628
47032900	Chemical wood pulp, soda or sulphate, (other than dissolving grades); semi-bleached or bleached, of non-coniferous wood	524.315.469	4.363.925.677	276.524.030	2.228.619.459
47041900	Chemical wood pulp, sulphite, (other than dissolving grades); unbleached, of non-coniferous wood	-	1	-	2
47061000	Pulp; cotton linters pulp	-	99	-	524
47062000	Pulp of fibres derived from recovered (waste and scrap) paper or paperboard	35.495.266	269.945.064	5.110.526	36.274.465
47063000	Pulps of fibres derived from bamboo	1.300	731.486	1.109	341.201
47069100	Pulps of fibres derived from other fibrous cellulosic material obtained by mechanical processes	36.288	240.765	273.937	880.071
47071000	Recovered (waste and scrap) unbleached kraft paper or paperboard or corrugated paper or paperboard	614.459	3.321.837	112.721	496.183
47073000	Paper or paperboard; waste and scrap, made mainly of mechanical pulp (e.g newspapers, journals & similar printed matter)	104.512	2.893.134	20.632	719.801
47079000	Paper or paperboard;waste&scrap, of paper/paperboard n.e.c. sub heading 4707.10 - 4707.30&of unsorted waste&scrap	875.073	8.963.160	100.711	1.128.903

Tabel 3 : Ekspor Indonesia menurut Komoditi ( Kode HS 8 digit )

November 2021

Kode H S	Uraian golongan barang	Berat bersih (Kg)		Nilai F.O.B. ( U S \$ )	
		Bulan ini	Kumulatif	Bulan ini	Kumulatif
(1)	(2)	(3)	(4)	(5)	(6)
48010011	Newsprint; Weighing not more than 55 g/m <sup>2</sup> ; In rolls, of a width exceeding 28 cm but not exceeding 36 cm	-	171.776	-	105.880
48010012	Newsprint; Weighing not more than 55 g/m <sup>2</sup> ; In rolls, other than 4801.00.11	593.366	17.585.112	382.054	9.667.915
48010013	Newsprint; Weighing<=55g/m <sup>2</sup> ; In sheets, square/rectangular, one side>28cm but<36cm & oth side>15cm in the unfolded state	92	92	453	453
48010014	Newsprint; Weighing <=55g/m <sup>2</sup> ; In sheets, square/rectangular, one side >36 cm, & oth side >15 cm in the unfolded state	-	41.719	-	44.508
48010022	Newsprint; Weighing more than 55 g/m <sup>2</sup> ; In rolls, n.e.c HS 4801.00.21	-	21	-	31
48010023	Newsprint; Weighing>55g/m <sup>2</sup> ; In sheets, square/rectangular, one side>28cm but<36cm, & oth side>15cm in the unfolded state	-	283	-	1.515
48010024	Newsprint; Weighing >55g/m <sup>2</sup> ; In sheets, square/rectangular, one side >36 cm, & oth side >15 cm in the unfolded state	2.551	8.241	4.914	12.433
48021000	Hand-made paper or paperboard	22.500	43.600	19.971	39.977
48022090	Uncoated paper&paperboard in rolls of >15 cm in width/in rectangular sheet of which no side >36 cm in the unfolded state	4.049	7.733	7.552	14.152
48025429	Paperboard,oth carbon base ppr w<20g/m <sup>2</sup> , roll >15cm, width/rectangular sheet of which no side>36cm,unfold state,w<40g/m <sup>2</sup>	-	206.004	-	209.425
48025490	Carbonising base paper, n.e.c HS code 4802.54.30 - HS 4802.54.50	38.298	479.229	70.042	787.783
48025540	Base paper of a kind used to manufacture aluminium coated paper	-	9.357	-	28.071
48025569	Paper and paperboard of a kind used for writing, printing and other graphic purposes, of a width exceeding 15 cm	6.879.413	106.638.983	4.666.415	72.264.920
48025590	Paper and paperboard of a kind used for writing, printing and other graphic purposes, other than multi-ply paper	60.085.601	683.578.959	33.636.456	421.490.546
48025641	Paper&paperboard of a kind used for writing,printing&oth graphic purposes,width<36cm in rectangular sheet,unfolded state	11.338.947	140.962.386	8.320.249	105.958.039
48025690	Paper&paperboard,used for writing,printing&oth graphic purposes,40-150 g/m <sup>2</sup> , 1 side<435mm &oth<297mm,oth multy-ply paper	116.629.230	1.181.597.627	80.598.515	846.864.287
48025711	Carbonising base paper, with no side > 36 cm in the unfolded state, weighing 40 g/m <sup>2</sup> or more but not more than 150 g/m <sup>2</sup>	24.483	222.320	52.594	466.207
48025719	Carbonising base paper, with no side <= 36 cm in the unfolded state, weighing 40 g/m <sup>2</sup> or more but not more than 150 g/m <sup>2</sup>	40.810	100.967	83.499	203.211
48025729	Paper&paperboard,used for writing, printing&oth graphic purposes, with no side <=36cm,unfolded state, weight 40-150 g/m <sup>2</sup>	10.955.109	90.104.215	7.350.765	62.981.406
48025790	Paper & paperboard, other than multi-ply paper, unfolded state, weighing 40 g/m <sup>2</sup> -150 g/m <sup>2</sup>	38.298.621	382.213.247	24.773.023	253.010.420
48025829	Fancy paper&paperboard,roll width > 15 cm rectangular sheet w/1 side <=36cm&oth side<=15 cm, w >=150 g/m <sup>2</sup> ,unfolded state	-	69.471	-	121.891
48025831	Ppr&pprboard,for writing, printing&oth graph purpose,roll width>15 cm rect,with no side>36cm,unfolded state, w>=150 g/m <sup>2</sup>	199.501	1.678.128	240.249	1.718.498
48025839	Ppr&pprboard,for writing, printing&oth graph purpose,roll width<=15 cm rect,with no side>36cm,unfolded state,w>=150 g/m <sup>2</sup>	4.298.677	37.866.960	3.281.408	30.970.678
48025891	Paper & paperboard, weighning 150g/m <sup>2</sup> - 225 g/m <sup>2</sup> , unfolded state, n.e.c HS 4802.58.21- HS 4802.58.40	2.448.650	28.516.436	1.760.416	22.156.818
48025899	Paper & paperboard, weighning less than 150g/m <sup>2</sup> , unfolded state, n.e.c HS 4802.58.21- HS 4802.58.40	1.875.810	29.187.924	1.560.978	23.398.924

Tabel 3 : Ekspor Indonesia menurut Komoditi ( Kode HS 8 digit )

November 2021

Kode H S	Uraian golongan barang	Berat bersih (Kg)		Nilai F.O.B. ( U S \$ )	
		Bulan ini	Kumulatif	Bulan ini	Kumulatif
(1)	(2)	(3)	(4)	(5)	(6)
48026220	Fancy ppr&pprboard,w/wtrmrk granitizedFelt,Fibre,vellumAntique-finish/aSpeckBlend,1 side<=435mm&oth<=297mm, unfold state	-	12.349	-	31.969
48026231	Fancy ppr&pprboard for writing,printing&oth graphic purpose,rect sheet no side>36cm,unfoldState,1 side<=435mm&oth<=297mm	0	0	10	10
48026299	Fancy paper&paperboard, oth multi-ply paper,unfolded state, in sheets 1 side<=435mm & oth<=297mm, w<150g/m2 or w>225g/m2	-	49.686	-	91.745
48026919	Paper & paperboard, used for writing,printing & oth graphic purposes,in rectangular sheets no side<= 36cm,unfolded state	15.235	15.235	22.440	22.440
48030030	Toilet/facial tissue stock, towel or napkin stock and similar paper of cellulose wadding or of webs of cellulose fibres	577	11.651	288	27.527
48030090	Toilet/facial tissue stock, towel/napkin stock & similar paper of other than cellulose wedding/webs of cellulose fibres	44.922.713	548.334.402	45.087.577	527.081.834
48041100	Kraftliner, unbleached	-	395.977	-	201.630
48041900	Kraftliner, bleached	11.212	83.705	15.153	83.564
48042190	Sack kraft paper, unbleached, other than of a kind used for making cement bags	395.673	2.326.188	249.716	1.475.450
48042910	Sack kraft paper, bleached of a kind used for making cement bags	24.844	50.542	16.645	32.802
48042990	Sack kraft paper, bleached, other than of a kind used for making cement bags	6.128	13.688	11.691	19.605
48043190	Kraft paper and paperboard weighing 150 g/m2 or less, unbleached, n.e.c HS 4804.31.10 - HS 4804.31.50	469.032	3.560.088	468.848	3.306.855
48043920	Kraft paper and paperboard weighing 150 g/m2 or less, bleached, used for making food packaging	-	97	-	1.874
48043990	Kraft paper and paperboard weighing 150 g/m2 or less, bleached, n.e.c HS 4804.39.10 and HS 4804.39.20	1.791.596	28.846.085	1.791.626	27.512.751
48044190	Kraft paper and paperboard weighing 150 g/m2 - 225 g/m2, unbleached, other than electrical grade insulating kraft paper	267.445	695.279	189.509	468.858
48044290	Ppr&pprboard not used for making food package,bleached uniformly>95% by total of fibre cont of wood fibre by chemically	729.701	13.687.963	611.670	11.428.441
48051100	Semichemical fluting paper	1.345.897	29.626.779	1.041.154	15.482.999
48051200	Straw fluting paper	-	49.915	-	86.562
48051910	Fluting paper other than semichemical and straw, weighing more than 150 g/m2 but less than 225 g/m2	1.422.236	125.526.784	728.038	59.522.349
48051990	Fluting paper other than semichemical and straw, other than weighing less than 150 g/m2 but more than 225 g/m2	49.908.620	674.648.996	24.186.637	320.819.075
48052400	Testliner (recycled liner board), weighing 150 g/m2 or less	1.365.315	38.203.175	728.912	18.797.339
48052510	Testliner (recycled liner board), Weighing >150 g/m2 and < 225 g/m2	422.559	3.544.598	223.423	1.722.170
48052590	Testliner (recycled liner board), weighing equal or more than 225 g/m2	62.144	1.590.797	36.331	805.656
48053090	Sulphite wrapping paper, other than coloured paper of a kind used for wrapping wooden match box	-	7	-	106
48055000	Felt paper and paperboard	1.850.471	38.468.182	1.204.261	23.337.747
48059190	Paper o.t for packing of flat glass products,resin cont by weight of <=0.6% &manufacture joss paper,weight <=150 g/m2	6.332.674	44.854.253	4.468.547	30.204.012
48059210	Multiply paper and paperboard, uncoated paper and paperboard, in rolls or sheets,weighing >150 g/m2 but<225 g/m2	49.141	378.255	37.976	255.836
48059290	Uncoated paper and paperboard, in rolls or sheets,weighing >150 g/m2 but<225 g/m2, other multiply paper and paperboard	992.516	9.277.152	692.647	6.193.874
48059310	Multiply paper and paperboard, uncoated paper and paperboard, in rolls or sheets,weighing >=225 g/m2	1.573.759	23.291.918	821.373	11.839.213



Tabel 3 : Ekspor Indonesia menurut Komoditi ( Kode HS 8 digit )

November 2021

Kode H S	Uraian golongan barang	Berat bersih (Kg)		Nilai F.O.B. ( U S \$ )	
		Bulan ini	Kumulatif	Bulan ini	Kumulatif
(1)	(2)	(3)	(4)	(5)	(6)
48059390	Uncoated paper and paperboard, in rolls or sheets, weighing =>225 g/m <sup>2</sup> , o.t multiply paper & paperboard& Blotting paper	74.921	413.208	36.988	222.300
48062000	Greaseproof papers	1.054.421	10.944.849	1.494.743	15.655.296
48063000	Tracing papers	774	6.064	2.490	25.386
48064000	Glassine and other glazed transparent or translucent papers	42.495	416.482	77.367	624.436
48070000	Composite paper&paperboard, not surface?coated or impregnated, whether or not internally reinforced, in rolls or sheets.	-	0	-	0
48081000	Corrugated paper and paperboard, whether or not perforated	-	2.093	-	8.796
48089030	Paper and paperboard, embossed paper	-	17.141	-	29.471
48089090	Paper and paperboard, other than HS code 4808.90.20 - 4808.90.30	-	52.265	-	62.600
48092000	Selfcopy paper	4.390.961	43.060.539	5.924.473	59.106.868
48101310	Paper and paperboard, printed of a kind used for self-recording apparatus, of a width of 150 mm or less, in rolls	-	0	-	547
48101399	Paper and paperboard, other than of a width of more than 150 mm, in rolls	4.464.713	41.174.163	5.035.087	51.726.495
48101499	Pprboard; coat kaolin/o.t inorganic subs, print/write/graphic, have<10% weight fibre chemi/mechanical, unfold, no side<=360mm	411.851	2.629.072	397.547	2.630.837
48101910	Printed, self-record apparatus, no side>360mm unfold state, have<10% weight fibre chemi/mechanical process, side>435mm&297mm	179.225	2.110.622	651.757	7.944.576
48101991	Printed, of a kind used for self-recording apparatus, of which no side>360 mm	-	5.052	-	11.521
48101999	Printed, of a kind used for self-recording apparatus, of which no side<=360 mm	3.216.061	26.228.294	4.446.683	35.575.805
48102991	Print, unused for self-record apparatus, in roll of<150mm/in sheet no side>360mm unfolded state, o.t lightweight coat paper	4.457	4.457	9.959	9.959
48102999	Print, unused for self-record apparatus, in roll of>=150mm/in sheet no side>360mm unfold state, o.t lightweight coat paper	20.119.254	170.367.726	19.165.134	161.916.277
48103290	Kraft paper&paperboard, bleached in rolls<=150 mm width/sheets no side > 360 mm in the unfolded state weighing >150g/m <sup>2</sup>	-	340.222	-	328.681
48109290	Paper and paperboard, Multi-ply, In rolls of >150 mm in width or sheets of which side >360 mm in the unfolded state	11.890.637	106.963.201	8.441.918	76.133.812
48111090	Tarred, bituminised/asphalted pap&papboard, except in Rols, width>15cm/except in Rectangular(inclSquare)sheetSide<36cm unfolded	-	34.791	-	77.995
48114120	Gummed/adhesive pap&papboard, self-adhesive, in rolls, width ?15cm/ in rectangular(inclSquare) sheets side ?36cm unfolded	52.139	794.259	86.642	1.913.346
48114190	Gummed/adhesive Pap&papboard, selfadhesive, except rolls, width>15cm/except Rectangular(inclSquare)sheetsSide?36cm, unfolded	1.359.730	10.566.501	3.256.220	25.590.058
48114990	Gummed/adhesive pap&papboard, o.t adhesive, except in Rols, width>15cm/exc in rectang(inclSquare)shetSide?36cm unfolded	-	59.949	-	136.679
48115199	Paper&paperboard coated, bleached, weigh>150g/m <sup>2</sup> , in rolls of <=15cm, sheet no side <36cm unfolded state, o.t floor covering	-	8.738	-	16.149
48115999	Paper&paperboard coated, bleached, weigh<=150g/m <sup>2</sup> , in roll of >15cm, sheets no side <36cm unfold state, o.t floor covering	2.390.271	18.195.544	3.113.684	22.968.773
48116099	Ppr&papboard, cted, soak/cov Wax, parfin Wax, starin, oil/glycerol, in Rols>15cm/in Rectan shet Side?36cm, Unfold, o.t floor cover	-	1.170	-	20.011

Tabel 3 : Ekspor Indonesia menurut Komoditi ( Kode HS 8 digit )

November 2021

Kode H S	Uraian golongan barang	Berat bersih (Kg)		Nilai F.O.B. ( U S \$ )	
		Bulan ini	Kumulatif	Bulan ini	Kumulatif
(1)	(2)	(3)	(4)	(5)	(6)
48119091	Ppr&pprboard,cellulose wadding&web cellulose fibre,in rolls>15cm rectangular sheet no side>36cm unfold state,floor cover	-	2.814	-	6.301
48119099	Paper, paperboard, cellulose wadding and webs of cellulose fibres n.e.c. HS 4811.90.91 - 4811.90.92	467.137	2.151.504	822.807	7.146.016
48131000	Cigarette paper, in the form of booklets or tubes.	140.223	1.102.735	3.456.795	31.375.039
48132000	Cigarette paper, in rolls of a width not exceeding 5 cm	1.293.458	9.331.522	2.300.413	17.269.302
48139010	Cigarette paper, in rolls of a width exceeding 5 cm, coated	68.010	1.453.869	256.820	2.458.222
48139090	Cigarette paper, in rolls of a width exceeding 5 cm, not coated	95.536	1.333.275	189.060	4.180.237
48142090	Wallpaper&similar wall covering,consist of paper coated/covered,on the face side,grained,embossed,coloured,width>60cm	20	113	387	2.178
48149000	Window transparencies of paper.	-	1.400	-	7.310
48162010	Selfcopy paper, in rolls of a width exceeding 15 cm but not exceeding 36 cm	1.649.041	11.605.283	2.224.988	16.298.856
48162090	Selfcopy paper, in rolls except of a width exceeding 15 cm but exceeding 36 cm	124.262	2.546.358	206.666	3.623.527
48169050	Paper,except self copy paper,carbon paper,oth copying,offset plate,&heat transfer paper,inroll of a width>15cmbut ?36cm	-	24	-	770
48169090	Paper; carbon paper&other copying/transfer papers (o.t those of heading no. 4809), n.e.c. HS 4816.20.10-4816.90.50	0	142.512	5	155.887
48171000	Envelopes	69.925	2.949.859	147.244	5.158.773
48172000	Letter cards, plain postcards and correspondence cards	-	3	-	193
48173000	Boxes, pouches, wallets and writing compendiums, of paper or paperboard, containing an assortment of paper stationery	106	14.855	557	39.695
48181000	Toilet paper	1.235.331	17.507.516	1.509.801	22.258.557
48182000	Handkerchiefs, cleansing or facial tissues and towels	4.530.236	47.438.793	6.776.671	70.844.400
48183010	Tablecloths	-	82	-	286
48183020	Serviettes	81.510	2.450.040	116.969	3.625.702
48189000	Cellulose wadding or webs of cellulose fibres, oth thn hs code 4818.10.00 - 4818.50.00	132.118	1.346.820	146.750	1.359.137
48191000	Cartons, boxes and cases, of corrugated paper or paperboard	1.036.454	10.913.243	1.180.263	11.442.849
48192000	Folding cartons, boxes and cases, of noncorrugated paper or paperboard	953.528	24.281.591	2.063.027	39.645.617
48193000	Sacks and bags, having a base of a width of 40 cm or more	117.037	1.499.960	235.986	3.361.759
48194000	Paper&paperboard; sacks&bags, including cones, of paper, paperboard, cellulose wadding/fibres, having a base width <40cm	2.235.406	24.238.838	6.468.364	67.402.085
48195000	Paper&paperboard;packing container,include record sleeve,of paper,paperboard,cellulose wadding/fibre,nec in heading 4819	792.291	10.073.484	3.271.588	39.855.546
48196000	Box files, letter trays, storage boxes and similar articles, of a kind used in offices, shops or the like	47.051	507.969	80.314	565.770
48201000	Registers, account books, note books, order books, receipt books, letter pads, memorandum pads, diaries&similar articles	1.909.663	20.158.921	2.854.517	30.516.953
48202000	Exercise books	1.828.463	36.388.586	2.420.309	44.954.088
48203000	Binders (other than book covers), folders and file covers	253.175	2.465.132	553.937	4.732.562
48204000	Manifold business forms and interleaved carbon sets	365.381	3.551.106	572.148	5.544.275
48205000	Albums for samples or for collections	821	22.880	21.610	375.667
48209000	Registers, account books, note books, order books,etc, other than HS code 4820.10.00-4820.50.00	110.063	4.041.504	314.037	6.230.650
48211010	Label for jewellery, incl objects of personal adornment /porsonal use in the pocket, in handbag / on the person, printed	39	2.431	1.169	26.776
48211090	Label for jewellery, incl objects of personal adornment /porsonal unuse in the pocket, in handbag/on the person, printed	55	884	256	14.946

Tabel 3 : Ekspor Indonesia menurut Komoditi ( Kode HS 8 digit )

		November 2021			
Kode H S	Uraian golongan barang	Berat bersih (Kg)		Nilai F.O.B. ( U S \$ )	
		Bulan ini	Kumulatif	Bulan ini	Kumulatif
(1)	(2)	(3)	(4)	(5)	(6)
48219010	Label for jewellery,incl objects of personal adornment/porsonal use in the pocket, in handbag/on the person, not printed	-	39	-	2.400
48219090	Label for jewellery,incl objects of personal adornment/porsonal unuse in the pocket,in handbag/on the person,not printed	601	16.251	8.364	295.428
48221010	Bobbin, spool, cop supports paper pulp,paper/paperboard(perforated/hardened/not), used for winding textile yarn,cone	279.643	3.317.801	332.203	3.649.190
48221090	Bobbin, spool, cop support paper pulp,paper/paperboard(perforated/hardened/not), used for winding textile yarn, o.t cone	11.425	243.214	15.029	311.617
48229090	Bobbin, spool, cop support paper pulp,paper/paperboard(perforated/hardened/not),unused for winding textile yarn,o.t cone	196.675	1.572.360	300.888	2.405.769
48232010	Filter paper and paperboard, In strips, rolls or sheets	-	776.575	-	427.699
48232090	Filter paper and paperboard, other than in strips, rolls or sheets	-	0	-	1
48234029	Rolls, sheets&dials, printed for selfrecording apparatus,for electromedical apparatus, o.t cardiograph recording paper	-	94	-	380
48234090	Rolls, sheets and dials, printed for selfrecording apparatus, not for electromedical apparatus	88.371	1.738.204	238.883	3.091.630
48236100	Trays, dishes, plates, cups and the like, of paper or paperboard, of bamboo	5	197.165	4	73.893
48236900	Trays, dishes, plates, cups and the like, of paper or paperboard, o.t of bamboo	958.047	9.592.734	2.834.981	27.891.563
48237000	Moulded or pressed articles of paper pulp	-	35.629	-	77.543
48239010	Cocooning frames for silkworms	-	1.202	-	2.004
48239020	DisplayCardforJewellery,inclObj ofPersonal adornmentArticlesofpersonal useNormally caried inthepocket,inhandbag/onperson	931.312	7.374.334	650.199	5.066.215
48239030	Diecut polyethylene coated paperboard of a kind used for the manufacture of paper cups	-	1	-	33
48239040	Paper tube sets of a kind used for the manufacture of fireworks	21.370	40.026	107.007	168.700
48239070	Fans and handscreens	-	3	-	156
48239091	Silicone paper	-	7.354	-	49.700
48239092	Joss paper	369.512	938.269	178.361	614.847
48239094	Cellulose wadding and webs of cellulose fibers, coloured or marbled throughout the mass	-	70	-	147
48239096	Kraft paper, cut to shape other than rectangular or square	19.805	301.576	35.240	488.042
48239099	Kraft paper, n.e.c. HS code 4823.90.91 - 4823.90.96	293.053	4.662.146	1.396.575	21.055.257
49011000	Printed books, brochures, leaflets and similar printed matter, in single sheets, whether or not folded	90.069	692.729	272.233	2.312.948
49019100	Dictionaries and encyclopaedias, and serial instalments thereof	-	508	-	6.983
49019910	Educational, technical, scientific, historical or cultural books	26.615	322.646	130.508	1.267.420
49019990	Printed books, other than educational, technical, scientific, historical or cultural books	76.164	828.560	276.094	4.120.547
49021000	Newspapers, journals&periodicals, illustrated &containing advertising material/not, appearing at least four times a week	188	2.064	143	2.422
49029010	Educational, technical, scientific, historical or cultural journals and periodicals	12.679	48.225	120.915	406.431
49029090	Newspaper, journals,& periodicals, oth thn educational, technical, scientific,historical/cultural journals & periodicals	48	9.815	612	19.350
49030000	Children's picture, drawing or colouring books.	17.399	109.180	87.730	552.669
49040000	Music, printed or in manuscript, whether or not bound or illustrated.	-	2	-	14
49051000	Globes, printed	-	9	-	674

Tabel 3 : Ekspor Indonesia menurut Komoditi ( Kode HS 8 digit )

		November 2021			
Kode H S	Uraian golongan barang	Berat bersih (Kg)		Nilai F.O.B. ( U S \$ )	
		Bulan ini	Kumulatif	Bulan ini	Kumulatif
(1)	(2)	(3)	(4)	(5)	(6)
49059100	Maps&hydrographic/similar charts of all kinds,including atlases,wall maps&topographical plans,printed,In book form	273	5.630	161	5.657
49059900	Maps&hydrographic /similar charts of all kinds,including atlases,wall maps&topographical plans,printed,not in book form	1.066	4.730	16.297	53.868
49060000	Plans&drawingsforArchitectural, engineering,industry,trade, topographic,handwriting, photographReproduction&carbonCopies	16	731	796	389.555
49070010	Banknotes, being legal tender	-	2	-	276
49070021	Unused postage stamps	-	13	-	280
49070029	Revenue or similar stamps	-	625	-	15.448
49070040	Stock, share or bond certificates and similar documents of title, cheque forms	136.629	579.207	5.147.326	22.284.039
49070090	Stamp/postage, stampPaper, banknotes, chequeForm, stock, bond certificates&similarDocument, n.e.c HS 49070010-49070040	85.208	2.077.667	584.969	12.091.562
49081000	Transfers (decalcomanias), vitrifiable	361	80.345	17.595	603.616
49089000	Transfers (decalcomanias), not vitrifiable	840	12.565	33.656	414.847
49090000	Printed/illustratedPostcard, print CardsBearing, message/ announcements, whit/notllustrated, with/o envelopes/trimmings.	5.571	867.962	72.549	3.833.200
49100000	Calendars of any kind, printed, including calendar blocks.	52.992	95.192	251.002	441.439
49111010	Catalogues listing only educational, technical, scientific, historical or cultural books and publications	202	4.349	1.199	202.130
49111090	adv Material, comercialCatalog, apartCatalogues listing onlyeduca, technic, scient, histori/cultural books&publications	11.880	220.605	351.822	2.953.186
49119110	Designs	129	7.180	4.020	113.286
49119129	Pictures and photographs, of a kind to be mounted for instructional purposes, other than Anatomical and botanical	34	5.360	201	91.001
49119139	Pictures and photographs, other than kind to be mounted for instructional purposes, other than Anatomical and botanical	5.617	13.560	52.495	131.941
49119910	Printed card for jewellery/small object of person adornment/article of personal use normal carry in the pocket, handbag	1.125	40.501	5.925	1.498.004
49119920	Printed labels for explosives	-	106	-	1.081
49119930	Printed for educational, technical, scientific, historical or cultural material printed on a set of cards	2	100	209	415
49119990	Printed matter,apart advertsimaterial, commercial cataloguess,escPictures, design&photographs,n.e.c HS 49119910-49119930	26.054	207.438	289.696	1.930.390
50060000	Silk yarn and yarn spun from silk waste, put up for retail sale, silkworm gut.	66	58.273	28	48.793
50071030	Woven fabrics of noil silk, Printed by the traditional batik process	2	32	3	156
50071090	Woven fabrics of noil silk, other than Unbleached or bleached and printed by the traditional batik process	-	28	-	399
50072020	Woven fabrics, containing 85% or more by weight of silk or of silk waste other than noil silk, unbleached/bleached	-	13	-	358
50072090	Woven fabrics,cont>=85% by weight of silk/of silk waste o.t noil silk, o.t unbleach/bleach&print by traditional batik	-	2	-	2
50079030	Woven fabrics,containing less than 85% by weight/of silk waste other than noil silk,print by traditional batik process	-	8	-	60
50079090	Woven fabrics,cont<85% by weight/of silk waste o.t noil silk,o.t unbleach/bleach&print by traditional batik process	100	2.496	280	11.824
51011900	Wool, not carded or combed, greasy, including fleece-washed wool, other than shorn wool	-	2	-	2
51021100	Fine animal hair, not carded or combed, of Kashmir (cashmere) goats	-	1	-	487
51021900	Fine animal hair, not carded or combed, other than of Kashmir (cashmere) goats	-	20	-	57

Tabel 3 : Ekspor Indonesia menurut Komoditi ( Kode HS 8 digit )

November 2021

Kode H S	Uraian golongan barang	Berat bersih (Kg)		Nilai F.O.B. ( U S \$ )	
		Bulan ini	Kumulatif	Bulan ini	Kumulatif
(1)	(2)	(3)	(4)	(5)	(6)
51032000	Waste of wool/of fine animal hair, including yarn waste but excluding garnetted stock & noil of wool/of fine animal hair	13	1.090	723	48.069
51051000	Carded wool	-	1.027	-	17.344
51052900	Wool tops and other combed wool, other than combed wool in fragments	-	1	-	5
51061000	Yarn of carded wool, not put up for retail sale, containing 85 % or more by weight of wool	-	13	-	156
51062000	Yarn of carded wool, not put up for retail sale, containing less than 85 % by weight of wool	-	2	-	45
51071000	Yarn of combed wool, not put up for retail sale, containing 85 % or more by weight of wool	-	61.973	-	313.758
51072000	Yarn of combed wool, not put up for retail sale, containing less than 85 % by weight of wool	43.818	159.016	60.108	215.645
51099000	Yarn of wool/fine animal hair,put up for retail sale, other than containing 85%/more by weight of wool/fine animal hair	-	321	-	2.129
51100000	Yarn of coarse animal hair or of horsehair (including gimped horsehair yarn), whether or not put up for retail sale.	4.058	34.887	547	6.659
51111900	Woven fabrics of carded wool/fine animal hair,containing>=85% by weight of wool/fine animal hair, weight >300 g/m2	-	941	-	4.698
51113000	Woven fabric of carded wool/fine animal hair,cont<85% weight of wool/fine animal hair,mix mainly w/manmade staple fibres	1	46	5	1.205
51119000	Woven fabrics of carded wool or of carded fine animal hair, other than HS 5111.11 - 5111.30	-	16	-	44
51121100	Woven fabrics of combed wool/fine animal hair,containing>=85% by weight of wool/fine animal hair, weight ?200 g/m2	56	177	2.069	6.809
51122000	Woven fabric of combed wool/fine animal hair,cont<85% by weight of wool/fine animal hair,mix mainly w/ manmade filament	12	66	399	2.030
51123000	Woven fabric of combed wool/fine animal hair,cont<85% weight of wool/fine animal hair,mix mainly w/ manmade staple fibre	21	50	621	2.002
51129000	Woven fabrics of combed wool or of combed fine animal hair, other than HS 5112.11 - 5112.30	2	1.991	24	143.348
52010000	Cotton, not carded or combed	251.804	1.349.353	465.084	2.313.664
52021000	Cotton yarn waste (including thread waste)	1	207.728	1	314.436
52029100	Cotton waste, garnetted stock	-	880.359	-	317.282
52029900	Cotton waste, other than yarn waste and garnetted stock	412.205	5.256.105	559.283	6.671.048
52030000	Cotton, carded or combed	1.395.176	12.559.156	2.301.822	19.705.294
52041190	Cotton sewing thread, not put up for retail sale, containing 85 % or more by weight of cotton, bleached	1.214	1.398	22.137	34.439
52041900	Cotton sewing thread, not put up for retail sale, containing less than 85 % by weight of cotton	919	65.118	5.538	120.730
52042000	Cotton sewing thread, put up for retail sale	760	20.263	770	10.671
52051100	Single cotton yarn, of uncombed fibres,contain?85%,not for retail sale,measuring ?714.29 decitex (?14 metric number)	443.467	9.138.537	777.697	14.127.861
52051200	Single cotton yarn,uncomb fibre,cont?85%,not for retail sale,measure <714.29 but ?232.56 decitex(>14but?43metric number)	2.733.640	60.562.257	8.788.181	164.370.936
52051300	Single cotton yarn,uncomb fibre,cont?85%,not for retail sale,measure <232.56 but ?192.31 decitex(>43but?52metric number)	3.289.099	26.223.089	12.482.142	89.471.026
52051400	Single cotton yarn,uncombed fibres,cont?85 %,not for retail sale,measure<192.31 but ?125decitex(>52but?80 metric number)	1.385.378	12.562.125	4.666.854	40.983.937
52051500	Single cotton yarn,uncombed fibres,containing ?85 %, not for retail sale, measuring <125 (exceeding 80 metric number)	-	19.057	-	67.277
52052100	Single cotton yarn,combed fibres, containing ?85%,not for retail sale,measuring ?714.29 decitex (?14metric number)	52.408	1.938.568	189.102	5.459.089

Tabel 3 : Ekspor Indonesia menurut Komoditi ( Kode HS 8 digit )

November 2021

Kode H S	Uraian golongan barang	Berat bersih (Kg)		Nilai F.O.B. ( U S \$ )	
		Bulan ini	Kumulatif	Bulan ini	Kumulatif
(1)	(2)	(3)	(4)	(5)	(6)
52052200	Single cotton yarn,combed fibre,cont?85%,not for retail sale,measure <714.29 but ?232.56 decitex(>14but?43metric number)	951.836	10.187.094	4.074.061	36.677.303
52052300	Single cotton yarn,combed fibre,cont?85%,not for retail sale,measure <232.56 but ?192.31 decitex(>43but?52metric number)	2.708.710	21.653.349	11.310.323	82.960.520
52052400	Single cotton yarn,combed fibre,cont?85%,not for retail sale,measure <192.31 but ?125 decitex(>52but?80metric number)	1.778.530	15.363.578	7.399.112	61.160.605
52052600	Single cotton yarn,combed fibre,cont?85%,not for retail sale,measure <125 but ?106.38 decitex(>80but?94metric number)	23.400	88.387	123.004	738.826
52052700	Single cotton yarn,combed fibre,cont?85%,not for retail sale,measure <106.38 but ?83.33 decitex(>94but?120metric number)	29.968	266.680	185.680	1.330.743
52052800	Single cotton yarn,combed fibre,cont?85%,not for retail sale,measure <83.33 decitex (exceeding 120 metric number)	8.233	33.717	74.984	299.403
52053100	Multiple(folded)/cable cotton yarn,uncombed fibre,cont?85%,not for retail sale,measure ?714.29 decitex(?14metric number)	-	453	-	3.872
52053200	Multiple(folded)/cable cotton yarn,uncomb fibre,cont?85%,notfor retail,measure <714.29but?232.56decitex(>14but?43metric)	-	711.065	-	2.315.399
52053300	Multiple(folded)/cable cotton yarn,uncomb fibre,cont?85%,notfor retail,measure <232.56but?192.31decitex(>43but?52metric)	88.143	613.830	375.113	2.404.801
52053400	Multiple(folded)/cable cotton yarn,uncomb fibre,cont?85%,not for retail,measure <192.31but?125 decitex (>52but?80metric)	50.293	405.594	200.126	1.606.078
52053500	Multiple(folded)/cable cotton yarn,uncombed fibre,containing?85%,not for retail,measure <125 decitex (>80 metric)	-	48.023	-	155.285
52054200	Multiple(folded)/cable cotton yarn,combed fibre,cont?85%,notfor retail,measure <714.29but?232.56decitex(>14but?43metric)	-	15.706	-	46.680
52054300	Multiple(folded)/cable cotton yarn,combed fibre,cont?85%,notfor retail,measure <232.56but?192.31decitex(>43but?52metric)	65	179.329	306	760.256
52054400	Multiple(folded)/cable cotton yarn,combed fibre,cont?85%,not for retail,measure <192.31but?125 decitex (>52but?80metric)	123.335	1.241.817	604.481	4.983.689
52054700	Multiple(folded)/cable cotton yarn,comb fibre,cont?85%,not for retail,measure<106.38but?83.33 decitex (>94but?120metric)	14.810	99.558	95.761	626.405
52061100	Single cotton yarn, of uncombed fibres,contain<85%,not for retail sale,measuring ?714.29 decitex (?14 metric number)	1.602.046	14.446.171	1.677.603	14.521.608
52061200	Single cotton yarn,uncomb fibre,cont<85%,not for retail sale,measure <714.29 but ?232.56 decitex(>14but?43metric number)	634.067	7.107.619	1.871.789	16.506.043
52061300	Single cotton yarn,uncomb fibre,cont<85%,not for retail sale,measure <232.56 but ?192.31 decitex(>43but?52metric number)	37.800	1.036.999	136.661	3.126.277
52061400	Single cotton yarn,uncombed fibres,cont<85 %,not for retail sale,measure<192.31 but ?125decitex(>52but?80 metric number)	44.274	780.044	166.499	2.556.828
52061500	Single cotton yarn,uncombed fibres,containing <85 %, not for retail sale, measuring <125 (exceeding 80 metric number)	541.326	1.582.484	1.783.390	4.978.048
52062100	Single cotton yarn,combed fibres, containing <85%,not for retail sale,measuring ?714.29 decitex (?14metric number)	786.347	3.847.610	1.967.865	6.963.970
52062200	Single cotton yarn,combed fibre,cont<85%,not for retail sale,measure <714.29 but ?232.56 decitex(>14but?43metric number)	998.423	7.751.420	3.201.057	22.595.464

Tabel 3 : Ekspor Indonesia menurut Komoditi ( Kode HS 8 digit )

November 2021

Kode H S	Uraian golongan barang	Berat bersih (Kg)		Nilai F.O.B. ( U S \$ )	
		Bulan ini	Kumulatif	Bulan ini	Kumulatif
(1)	(2)	(3)	(4)	(5)	(6)
52062300	Single cotton yarn,combed fibre,cont<85%,not for retail sale,measure <232.56 but ?192.31 decitex(>43but?52metric number)	1.004.447	12.615.941	3.513.763	40.243.192
52062400	Single cotton yarn,combed fibre,cont<85%,not for retail sale,measure <192.31 but ?125 decitex(>52but?80metric number)	874.418	4.697.826	3.630.992	17.552.913
52062500	Single cotton yarn,combed fibre,containing<85%,not for retail sale,measuring <125 decitex (>80metric number)	51.704	190.188	217.420	785.741
52063100	Multiple(folded)/cable cotton yarn,uncombed fibre,cont<85%,not for retail sale,measure ?714.29 decitex(?14metric number)	-	192.304	-	332.369
52063200	Multiple(folded)/cable cotton yarn,uncomb fibre,cont<85%,notfor retail,measure <714.29but?232.56decitex(>14but?43metric)	-	689	-	2.685
52064200	Multiple(folded)/cable cotton yarn,combed fibre,cont<85%,notfor retail,measure <714.29but?232.56decitex(>14but?43metric)	19.051	38.979	84.383	168.717
52064300	Multiple(folded)/cable cotton yarn,combed fibre,cont<85%,notfor retail,measure <232.56but?192.31decitex(>43but?52metric)	20.316	278.613	67.629	960.441
52064400	Multiple(folded)/cable cotton yarn,combed fibre,cont<85%,not for retail,measure <192.31but?125 decitex (>52but?80metric)	3.629	27.386	16.309	108.195
52064500	Multiple(folded)/cable cotton yarn,combed fibre, containing<85%,not for retail,measuring <125 decitex (>80 metric)	-	48	-	137
52071000	Cotton yarn (other than sewing thread) put up for retail sale,containing 85% or more by weight of cotton	128	448	3.990	10.900
52079000	Cotton yarn (other than sewing thread) put up for retail sale,containing less than 85% by weight of cotton	1.230	63.826	880	108.398
52081100	Woven fabrics of cotton, containing ?85% by weight of cotton, unbleached, plain weave weighing <= 100 g/m2	59.316	758.219	386.435	4.590.768
52081200	Woven fabrics of cotton, containing ?85% by weight of cotton, unbleached, plain weave weighing > 100 g/m2	203.114	3.517.324	1.219.901	18.123.083
52081300	Woven fabrics of cotton, containing ?85% by weight of cotton, unbleached, 3 or 4 thread twill including cross twill	79.734	618.246	342.062	2.648.496
52081900	Woven fabrics of cotton, containing ?85% by weight of cotton, unbleached, other than HS 5208.11-5208.13	35.357	491.339	228.356	2.807.147
52082100	Woven fabrics of cotton, containing ?85% by weight of cotton, bleached, plain weave weighing <= 100 g/m2	-	4.977	-	87.002
52082200	Woven fabrics of cotton, containing ?85% by weight of cotton, bleached, plain weave weighing > 100 g/m2	28.301	107.251	285.601	973.367
52082300	Woven fabrics of cotton, containing ?85% by weight of cotton, bleached, 3 or 4 thread twill including cross twill	-	12.287	-	109.340
52082900	Woven fabrics of cotton, containing ?85% by weight of cotton, bleached, other than HS 5208.21-5208.23	1.257	27.206	8.622	173.107
52083190	Woven fabrics of cotton, containing ?85% by weight of cotton, dyed, plain weave,weight <=100 g/m2, other than voile	1.813	26.756	79.705	295.313
52083200	Woven fabrics of cotton, containing ?85% by weight of cotton, dyed, plain weave,weight >100 g/m2	56.391	723.855	503.789	6.021.215
52083300	Woven fabrics of cotton, containing ?85% by weight of cotton, dyed, 3 or 4 thread twill, including cross twill	-	10.724	-	59.727
52083900	Woven fabrics of cotton, containing ?85% by weight of cotton, dyed, other than HS 5208.31-5208.33	4.897	122.931	20.912	1.226.523
52084190	Woven fabric of cotton,cont?85% weight of cotton,of yarn of different colour,plain weave,weight<=100g/m2,o.t ikat fabric	5.738	34.280	13.171	220.847
52084210	Ikat fabric,woven fabric of cotton,cont?85% by weight of cotton,of yarn of different colour,plain weave,weight >100g/m2	-	218	-	1.751
52084290	Woven fabric of cotton,cont?85% weight of cotton,of yarn of different colour,plain weave,weight>100g/m2,o.t ikat fabric	248	24.796	559	62.692

Tabel 3 : Ekspor Indonesia menurut Komoditi ( Kode HS 8 digit )

November 2021

Kode H S	Uraian golongan barang	Berat bersih (Kg)		Nilai F.O.B. ( U S \$ )	
		Bulan ini	Kumulatif	Bulan ini	Kumulatif
(1)	(2)	(3)	(4)	(5)	(6)
52084300	Woven fabric,cont?85% weight of cotton,of diff colour yarn,plain weave,weight>100g/m2,3or4thread twill,incl cross twill	-	92.822	-	558.502
52084900	Woven fabric,cont?85% weight of cotton,of different colour yarn,plain weave,weight>100g/m2,o.t HS 5208.41-5208.43	42	61.157	57	670.224
52085110	Plain weave, cont?85% weight of cotton, weighing not more than 100g/m2 printed by the traditional batik process	26	3.059	64	22.036
52085190	Plain weave, cont?85% weight of cotton, weighing not more than 100g/m2 printed not by the traditional batik process	5.349	54.651	103.853	780.574
52085210	Plain weave, cont?85% weight of cotton, weighing more than 100g/m2 printed by the traditional batik process	36.513	395.177	690.466	7.080.902
52085290	Plain weave, cont?85% weight of cotton weighing more than 100g/m2 printed not by the traditional batik process	45.321	850.382	548.623	9.895.602
52085910	Woven fabrics other than plain weave, weighing <200 g/m, cont?85% weight of cotton, printed by traditional batik process	-	19.390	-	176.019
52085990	Woven fabric o.t plain weave&3-thread/4-thread twill incl cross twill, weighing<200g/m, cont?85%weight of cotton	4.714	57.043	23.253	300.430
52091110	Plain weave, Duck and canvas, unbleached, containing 85 % or more by weight of cotton, weighing more than 200 g/m2	-	160	-	1.369
52091190	Plain weave, o.t Duck and canvas, unbleached, containing 85 % or more by weight of cotton, weighing more than 200 g/m2	81.516	940.838	758.966	8.662.093
52091200	Woven fabric, unbleached, 3 or 4-thread twill incl cross twill, containing >=85% by weight of cotton, weighing >200g/m2,	30.010	443.614	134.545	1.817.983
52091900	Woven fabric,unbleached,o.t plain weave&3or4-thread twill incl cross twill,cont>=85%by weight of cotton,weight>200g/m2	61.344	117.540	215.116	512.653
52092100	Plain weave, bleached, containing 85 % or more by weight of cotton, weighing more than 200 g/m2	22.136	261.425	41.353	603.872
52092200	Woven fabric, bleached, 3 or 4-thread twill incl cross twill, containing >=85% by weight of cotton, weighing >200g/m2,	10.578	87.628	101.595	1.030.283
52092900	Woven fabric,bleached,o.t plain weave&3or4-thread twill incl cross twill,contain>=85%by weight of cotton,weight>200g/m2	5.649	88.758	37.928	599.659
52093100	Plain weave, dyed, containing 85 % or more by weight of cotton, weighing more than 200 g/m2	150	1.367	1.526	13.814
52093200	Woven fabric, dyed, 3 or 4-thread twill incl cross twill, containing >=85% by weight of cotton, weighing >200g/m2	433	81.495	7.191	626.236
52093900	Woven fabric,dyed,o.t plain weave&3or4-thread twill incl cross twill,contain>=85%by weight of cotton,weight>200g/m2	7.102	221.869	74.609	2.471.778
52094200	Denim, of yarns of different colours, containing 85 % or more by weight of cotton, weighing more than 200 g/m2	2.430	192.756	10.830	1.199.235
52094900	Wvn fabric,of yarns diff colors,o.t plain weave&denim&3or4-thread twill&cross twill,cont>=85%by weight of cott,w>200g/m2	-	8.268	-	47.386
52095110	Plain weave, printed by the traditional batik process, containing >=85% by weight of cotton, weighing more than 200g/m2	12.884	27.146	96.393	255.022
52095190	Plain weave, printed not by the traditional batik process, containing >=85% by weight of cotton, weighing >200g/m2	-	46	-	345
52095290	Wofen fabrics, 3 or 4 thread twill incl cross twill, printed not by traditional batik process, >=85% cotton, w>200g/m2	-	1.938	-	2.096
52095910	Wvn fabric o.t plain weave&3-thread/4-thread twill&cross twill,print by traditional batik process,w>200g/m,cont?85%cott	1.116	4.570	3.533	12.359
52095990	Wvn fabric o.t plain weave&3 or 4 thread twill&cross twill,print not by traditional batik process,w>200g/m,cont?85%cott	17.539	203.781	351.366	4.017.793
52101100	Woven fabric,unbleached, plain weave < 85% cotton mixed mainly or solely with man-made fibres, weight<200g/m2	482.403	3.348.460	2.150.673	14.515.052



Tabel 3 : Ekspor Indonesia menurut Komoditi ( Kode HS 8 digit )

November 2021

Kode H S	Uraian golongan barang	Berat bersih (Kg)		Nilai F.O.B. ( U S \$ )	
		Bulan ini	Kumulatif	Bulan ini	Kumulatif
(1)	(2)	(3)	(4)	(5)	(6)
52101900	Wvn fabric,unbleached, of weave n.e.c. in item no.5210.1, < 85% cttm mixed mainly/solely with man-made fibres, w<200g/m2	121.850	560.870	508.213	2.256.551
52102100	Woven fabric, bleached, plain weave < 85% cotton mixed mainly or solely with man-made fibres, weight<200g/m2	54.066	253.619	447.457	2.349.189
52102900	Wvn fabric,bleached, of weave n.e.c. in item no.5210.2, < 85% cttm mixed mainly/solely with man-made fibres, w<200g/m2	3.359	60.376	37.577	726.847
52103100	Woven fabric, dyed, plain weave < 85% cotton mixed mainly or solely with man-made fibres, weight<200g/m2	40.373	372.554	320.963	2.720.909
52103200	Wvn fabric,dyed,plain weave<85%cttm mix mainly/solely with man-made fibres,w<200g/m2, 3or4-thread twill,incl cross twill	-	45.134	-	378.442
52103900	Wvn fabric,dyed, of weave n.e.c. in item no.5210.3, < 85% cttm mixed mainly/solely with man-made fibres, w<200g/m2	9.839	94.316	103.866	969.577
52104110	Wvn fabric, of yarns diff colour, plain weave <85% cttm mixed mainly/solely with man-made fibres, w<200g/m2, ikat fabric	6.344	36.221	45.920	303.196
52104190	Wvn fabric, of yarns diff colour,plain weave <85% cttm mix mainly/solely with man-made fibres, w<200g/m2,oth ikat fabric	320	20.228	855	135.001
52104900	Wvn fabric,of yarn diff col,of weave n.e.c. in item no.5210.4,<85% cttm mix mainly/solely with man-made fibres,w<200g/m2	10.493	67.450	82.415	525.919
52105110	Wvn fabric,printed by traditional batik process,plain weave<85% cttm mixed mainly/solely with man-made fibres, w<200g/m2	-	36	-	182
52105190	Wvn fabric,oth printed by traditionalbatik process,plain weave<85% cttm mix mainly/solely with man-made fibres,w<200g/m2	3.563	30.618	30.842	331.080
52105990	Wvn fabric,printed,of weave n.e.c. in item no.5210.5,<85% cttm mix mainly/solely with man-made fibres,w<200g/m2	-	5	-	140
52111100	Woven fabric,unbleached, plain weave < 85% cotton mixed mainly or solely with man-made fibres, weight>=200g/m2	22.211	187.641	189.175	1.603.882
52111200	Wvn fabric,unbleach,plain weave<85%cttm mix mainly/solely man-made fibres,w>=200g/m2, 3or4-thread twill,incl cross twill	16.767	145.250	95.395	744.713
52111900	Wvn fabric,unbleached, of weave n.e.c. in item no.5210.1, <85% cttm mixed mainly/solely with man-made fibres, w>=200g/m2	574	38.123	7.551	350.355
52112000	Woven fabric,bleached, < 85% cotton mixed mainly or solely with man-made fibres, weight>=200g/m2	7.484	56.399	31.445	225.150
52113100	Woven fabric, dyed, plain weave < 85% cotton mixed mainly or solely with man-made fibres, weight>=200g/m2	-	266	-	345
52113200	Wvn fabric, dyed, plain weave<85%cttm mix mainly/solely man-made fibres,w>=200g/m2, 3or4-thread twill,incl cross twill	-	11.207	-	75.263
52113900	Wvn fabric,dyed,of weave n.e.c. in item no.5210.3,<85% cttm mix mainly/solely with man-made fibres,w>=200g/m2	-	109.685	-	185.892
52114190	Wvn fabric, of yarns diff colour,plain weave<85% cttm mix mainly/solely with man-made fibres, w>=200g/m2,oth ikat fabric	141	1.693	1.418	12.724
52114200	Wvn fabric, of yarns diff colour, <85% cttm mixed mainly/solely with man-made fibres, w>=200g/m2, denim	94	177.563	748	826.596
52114300	Wvn fabric,of yarns diff col, <85% cttm mix mainly/solely man-made fibres,w>=200g/m2, 3or4-thread twill,incl cross twill	-	1	-	21
52114900	Wvn fabric,of yarn diff col,of weave n.e.c. in item no.5211.4,<85% cttm mix mainly/solely man-made fibres,w>=200g/m2	-	419	-	2.420
52115110	Wvn fabric,printed by traditionalbatik process,plain weave<85% cttm mixed mainly/solely with man-made fibres, w>=200g/m2	-	1.142	-	2.714

Tabel 3 : Ekspor Indonesia menurut Komoditi ( Kode HS 8 digit )

November 2021

Kode H S	Uraian golongan barang	Berat bersih (Kg)		Nilai F.O.B. ( U S \$ )	
		Bulan ini	Kumulatif	Bulan ini	Kumulatif
(1)	(2)	(3)	(4)	(5)	(6)
52115990	Wvn fabric,oth print traditionbatik proc,of weave n.e.c. no.5210.5,<85% ctn mix main/sole-ly man-made fibre,w>=200g/m2	1	669	2	8.552
52121100	Woven fabric; of cotton, unbleached, weighing not more than 200g/m2, n.e.c. in heading 5201-5211	-	2.005	-	20.913
52121200	Woven fabric; of cotton, bleached, weighing not more than 200g/m2, n.e.c. in heading 5201-5211	-	8	-	12
52121300	Woven fabric; of cotton, dyed, weighing not more than 200g/m2, n.e.c. in heading 5201-5211	24.196	361.186	270.794	3.032.863
52121400	Woven fabric; of cotton, of yarns diff colours, weighing not more than 200g/m2, n.e.c. in heading 5201-5211	-	975	-	16.990
52121510	Woven fabric; of cotton, print by traditional batik process, weighing not more than 200g/m2, n.e.c. in heading 5201-5211	89	1.271	53	15.854
52121590	Woven fabric; of cotton, oth print by traditional batik process, weighing <= 200g/m2, n.e.c. in heading 5201-5211	767	498.491	19.034	4.291.592
52122100	Woven fabric; of cotton, unbleached, weighing more than 200g/m2, n.e.c. in heading 5201-5211	-	1	-	1
52122590	Woven fabric; of cotton, oth print by traditional batik process, weighing more than 200g/m2, n.e.c. in heading 5201-5211	-	277	-	589
53012900	Flax, hackled or otherwise processed, but not spun	165	1.796	1.400	8.989
53039000	Jute&oth textile bast fibres; proc,not spun,tow&waste of these fibres,incl yarn waste&garnet stock excl flax,hemp,&ramie	850.495	7.544.415	203.397	1.558.270
53050010	Sisal & oth textile fibres of the genus Agave; tow & waste of these fibres (incl yarn waste and garnetted stock)	-	372.515	-	355.919
53050021	Coconut fibres(coir), coconut fibres, raw	280.320	5.577.216	65.951	1.258.183
53050022	Coconut fibres(coir), coconut fibres, process	2.944.708	27.879.647	679.636	6.802.470
53050090	Ramie&oth veg textile fibre,not spec/incl,raw/proc,not spun; tow,noils&waste of these fibre incl yarn waste&garnet stock	311.206	3.878.467	74.543	645.351
53062000	Multiple (folded)/cabled flax yarn	-	76	-	3.352
53071000	Single yarn of jute/of oth textile bast of heading 53.03.	-	24.627	-	89.953
53072000	Multiple (folded)/cabled of jute/ oth fibres bast fibres of heading 53.03.	-	1.011	-	4.823
53089010	Paper yarn of other vegetable textile fibres	-	400	-	1.406
53089090	Yarn; of vegetable textile fibres n.e.c. in heading no. 5306, 5307 and 5308	-	82	-	9.896
53091100	Woven fabric; of flax, containing 85% or more flax, unbleached or bleached	40	57	2.429	5.523
53091900	Woven fabric; of flax, containing 85% or more flax, other than unbleached or bleached	116	1.773	196	9.206
53092100	Woven fabric; of flax, containing less than 85% flax, unbleached or bleached	-	20	-	31
53092900	Woven fabric; of flax, containing less than 85% flax, other than unbleached or bleached	261	3.321	531	35.868
53110020	Woven fabrics of oth vegetable textile fibres&paper yarn, abaca burlap	-	782	-	7.487
53110090	Woven fabrics of other vegetable textile fibres & paper yarn, other than printed by batik process & abaca burlap	125	50.177	372	189.339
54011010	Sewing thread of man-made flment of synthetic filaments, for put up retail sale	915	1.143	8.932	12.512
54011090	Sewing thread of man-made flment of synthetic filaments, not for put up retail sale	62.312	552.446	339.296	4.271.663
54012010	Sewing thread of man-made flment of artificial filaments, for put up retail sale	-	12.607	-	62.075
54012090	Sewing thread of man-made flment of artificial filaments, not for put up retail sale	1.074	4.833	14.318	112.087
54021900	Synthtatic filament yarn oth than sewing High tenacity yarn of nylon/oth polyamides won textured, other than aramids	610.477	9.259.617	3.223.468	36.903.749

Tabel 3 : Ekspor Indonesia menurut Komoditi ( Kode HS 8 digit )

		November 2021			
Kode H S	Uraian golongan barang	Berat bersih (Kg)		Nilai F.O.B. ( U S \$ )	
		Bulan ini	Kumulatif	Bulan ini	Kumulatif
(1)	(2)	(3)	(4)	(5)	(6)
54022000	Synthtatic filament yarn oth than sewing High tenacity yarn of polyesters won textured	2.020.192	22.839.931	3.211.580	32.843.900
54023100	Textured yarn of nylon/other polyamides measuring single yarn <= 50 tex	119.392	1.434.959	451.633	5.236.965
54023300	Textured yarn of polyesters	5.478.973	64.671.170	9.809.259	104.533.111
54023400	Textured yarn of polypropylene synthetic filament	626	35.746	2.132	89.319
54023900	Textured yarn, other than HS code 5402.31 - 5402.34	17.640	92.864	66.347	343.245
54024410	Yarn, single, untwisted or with a twist not exceeding 50 turns per metre, elastomeric of polyesters	-	11.239	-	180.023
54024490	Yarn,single,untwisted /with a twist not exceeding 50 turns per metre,elastomeric,other than polyester & polypropylene	66	2.451	40	4.703
54024500	Yarn,synth;filament/mono of nylon/oth polymides,single,untwist/twist <=50 turns per metre,no for retail,no sewing thread	368.989	5.349.735	1.529.069	19.906.078
54024600	Yarn,synth;filament/mono of polyester,partial oriented,single,untwist/twist<=50 turn per metre,not retail,not sew thread	1.002.503	15.561.273	1.455.624	19.212.628
54024700	Yarn,synthetic;filament/mono of polyesters,single,untwist/twist <=50 turns per metre,no for retail,no sewing thread	4.930.271	45.728.064	8.706.725	75.547.088
54024800	Yarn,synthetic;filament/mono of polypropylene,single,untwist/twist <=50 turns per metre,no for retail,no sewing thread	38.846	104.847	104.929	327.647
54024900	Yarn,synthetic;filament/mono,single, untwist/twist<=50 turn per metre,nec.in heading 5402,not retail, not sew thread	64	766	3.229	9.711
54025100	Yarn,synthetic; filament/mono, of nylon/oth polymides, single, twisted>50 turns per metre, not retail, not sewing thread	135	48.575	7.785	506.087
54025200	Yarn,synthetic; filament/mono, of polyesters, single, twisted>50 turns per metre, not retail, not sewing thread	88.022	678.989	225.975	1.744.063
54025300	Yarn,synthetic; filament/mono, of polypropylene, single, twisted>50 turns per metre, not retail, not sewing thread	-	21.947	-	55.525
54025900	Yarn,synthetic;filament/mono,single, twist>50 turn per metre,nec.in heading 5402,not for retail, not sewing thread	-	265	-	2.143
54026100	Yarn,synth;filament/mono,of nylon/oth polymide(not high tenacity/texture), multiple(fold)/cable,no retail,not sew thread	164.885	1.796.177	1.377.416	13.524.877
54026200	Yarn,synth;filament/mono, of polyesters(not high tenacity/texture), multiple(fold)/cabled,not retail,not sew thread	258.860	2.714.330	906.597	8.554.045
54026300	Yarn,synth;filament/mono, of polypropylene(not high tenacity/texture), multiple(fold)/cabled,not retail,not sew thread	-	1.216	-	3.874
54026900	Yarn,synth;filament/mono, high tenacity/textured, multiple(folded)/cabled, nec.in heading 5402,not retail,not sew thread	-	3.159	-	21.457
54031000	Artificial filament yarn (not sewing) hight tenacity yarn of viscose rayon	42.400	42.400	67.976	67.976
54033190	Artificial filament yarn,oth high tenacity,single,of viscose rayon,untwist/with twist<=120turn per metre,oth textur yarn	108.864	178.865	328.074	662.154
54033290	Artificial filament yarn, oth high tenacity, single, of viscose rayon, with twist >120 turn per metre, oth textured yarn	-	351	-	389
54033390	Artificial filament yarn, single, of cellulose acetate, other than textured yarn	-	0	-	18
54033910	Artificial filament yarn, other than high tenacity, single, n.e.c. 5403.31 to 5403.33, textured yarn	6	199	538	9.815
54034110	Artificial filament yarn, other than high tenacity, multiple (folded) or cabled, of viscose rayon, textured yarn	40	1.838	3.886	11.962

Tabel 3 : Ekspor Indonesia menurut Komoditi ( Kode HS 8 digit )

		November 2021			
Kode H S	Uraian golongan barang	Berat bersih (Kg)		Nilai F.O.B. ( U S \$ )	
		Bulan ini	Kumulatif	Bulan ini	Kumulatif
(1)	(2)	(3)	(4)	(5)	(6)
54034190	Artificial filament yarn, other than high tenacity, multiple(folded)/cabled, of viscose rayon, other than textured yarn	61.100	80.030	210.520	273.353
54034290	Artificial filament yarn, other than high tenacity, multiple (folded) or cabled, of cellulose acetate, oth textured yarn	-	0	-	16
54034990	Artificial filament yarn, other than high tenacity, multiple(folded)/cabled,n.e.c. 5403.41 to 5403.42, oth textured yarn	46	579	209	4.879
54041200	Synthetic monfilament of polypropylene >=67 decitex, dimension >1mm, width <=5mm	-	1.791	-	21.624
54041900	Synthetic monfilament of >=67 decitex, dimension >1mm, width <=5mm, other than elastomeric or polypropylene	180.471	1.145.570	354.190	2.227.817
54049000	Synthetic filament of >=67 decitex, dimension >1mm, strip and the like width <=5mm	102.745	797.732	473.762	4.629.908
54060000	Man-made filament yarn (other than sewing thread), put up for retail sale	-	1.576	-	7.919
54071021	Woven fabrics obtained high tenacity yarn of nylon/oth polyamides/polyesters, tyre fabrics, conveyor duck, unbleached	118	1.116	1.260	13.919
54071029	Woven fabrics obtained high tenacity yarn of nylon/oth polyamides/polyesters, tyre fabrics,conveyor duck, bleached	6.107	81.563	352.557	3.716.613
54071091	Woven fabrics obtained high tenacity yarn of nylon/oth polyamides/polyesters, oth tyre fabrics&conveyor duck,unbleached	2.504	90.935	25.209	791.955
54071099	Woven fabrics obtained high tenacity yarn of nylon/oth polyamides/polyesters, oth tyre fabrics&conveyor duck, bleached	693.543	6.783.237	5.484.130	55.193.943
54072000	Woven fabrics of synt filament yarn woven fabrics obtained from strip/thelike	695.964	8.173.686	1.138.904	13.154.740
54073000	Woven fabrics of synt filament yarn fabrics specified in nota 9 to section XI	-	35	-	23
54074110	Woven nylon mesh fabrics of untwisted filament yarn,cont ?85% of by weight, use as reinforcing material for tarpaulins	4	4	28	28
54074190	Woven fabric cont ?85% of nylon/oth polyamide o.t mesh fabric of untwisted yarn use as reinforce material for tarpaulin	1.326	32.171	7.184	81.957
54074200	Woven fabrics of synthetic filament yarn from nylon containing >=85%, dyed	9.301	32.981	145.105	367.729
54074300	Woven fabrics of synthetic filament yarn from nylon containing >=85%, of yarn of different colour	6	97	12	206
54074400	Woven fabrics of synthetic filament yarn from nylon containing >=85%, printed	1.205	10.030	8.666	48.468
54075100	Woven fabrics of synthetic filament yarn from polyester containing >=85%, unbleached or not	58.185	313.815	172.170	1.235.640
54075200	Woven fabrics of synthetic filament yarn from polyester containing >=85%, dyed	463.376	5.478.015	4.274.585	41.682.933
54075300	Woven fabrics of synthetic filament yarn from polyester containing >=85%, of yarn of different colours	4.892	81.635	24.567	366.624
54075400	Woven fabrics of synthetic filament yarn from polyester containing >=85%, printed	149.267	1.535.487	1.394.091	13.533.814
54076110	Woven fabrics, containing >=85% of by weight of non textured polyester filament, unbleached or bleached	155.282	1.534.742	1.118.611	12.336.770
54076190	Woven fabrics, containing >=85% of by weight of non textured polyester filament, other than unbleached or bleached	973.166	7.536.195	7.964.965	62.113.580
54076910	Woven fabrics containing ?85% polyester filament,containing <85 % nontexture polyester filament, unbleached or bleached	49.585	297.125	217.690	1.441.427
54076990	Woven fabrics containing ?85% polyester filament,containing <85 % nontexture polyester filament,o.t unbleached/bleached	35.615	238.589	180.479	1.349.706

Tabel 3 : Ekspor Indonesia menurut Komoditi ( Kode HS 8 digit )

November 2021

Kode H S	Uraian golongan barang	Berat bersih (Kg)		Nilai F.O.B. ( U S \$ )	
		Bulan ini	Kumulatif	Bulan ini	Kumulatif
(1)	(2)	(3)	(4)	(5)	(6)
54077100	Woven fabric, containing >=85% by weight of synthetic filament(excl nylon/other polyamide&polyester), unbleached/bleached	264.804	4.274.830	499.586	7.565.470
54077200	Woven fabric, containing >=85% by weight of synthetic filament(excluding nylon/other polyamide&polyester), dyed	65.807	819.521	576.892	7.300.164
54077300	Wvn fabric, contain >=85% by weight of synthetic filament(excl nylon/other polyamide&polyester), yarns of different colour	727.265	7.220.091	4.632.203	45.597.274
54077400	Woven fabric, containing >=85% by weight of synthetic filament(excluding nylon/other polyamide&polyester), printed	67.607	895.946	143.696	4.233.728
54078100	Wvn fabric, of synth filament yarn, contain <85% by weight of synth filament, mix mainly/solely with cotton, bleach/unbleach	3.447	23.866	21.944	173.811
54078200	Woven fabric, of synthetic filament yarn, contain <85% by weight of synthetic filament, mix mainly/solely with cotton, dyed	2.156	2.339	2.664	3.972
54078300	Wvn fabric, of synth filament yarn, contain <85% by weight of synth filament, mix mainly/solely w/cotton, yarn of diff colour	120	16.832	377	87.540
54078400	Wvn fabric, of synthetic filament yarn, contain <85% by weight of synthetic filament, mix mainly/solely with cotton, printed	-	157	-	2.508
54079100	Woven fabrics of synthetic filament yarn, bleached or unbleached, n.e.c. in heading no. 5407	313.845	2.709.917	1.060.216	9.652.683
54079200	Woven fabrics of synthetic filament yarn, dyed, n.e.c. in heading 5407	-	6	-	134
54079300	Woven fabrics of synthetic filament yarn, of yarns of different colours, n.e.c. in heading no. 5407	5.478	265.391	28.678	1.003.291
54079400	Woven fabrics of synthetic filament yarn, printed, n.e.c. in heading no. 5407	4.045	143.120	49.857	1.078.377
54081090	Woven fabrics of viscose rayon, high tenacity, artificial filament yarn, other than unbleached	28.907	652.996	258.713	5.706.356
54082100	Woven fabric of artificial filament yarn, contain >=85% by weight of artificial filament, strip/the like, bleach/unbleach	24.603	154.845	191.440	1.389.460
54082200	Woven fabrics of artificial filament yarn, containing >=85% by weight of artificial filament, strip or the like, dyed	1.375	129.924	12.394	645.483
54082300	Woven fabrics containing 85% or more by weight of artificial filament, strip or the like, of yarns of different colours	1.382	10.601	3.231	34.712
54082400	Woven fabrics of artificial filament yarn, containing >=85% by weight of artificial filament, strip or the like, printed	1.410	10.352	14.734	136.423
54083100	Woven fabrics; of artificial filament yarn, of artificial monofilament, strip and the like, unbleached or bleached	1.335	73.889	1.275	162.294
54083200	Woven fabrics; of artificial filament yarn, of artificial monofilament, strip and the like, dyed	-	4.873	-	60.826
54083400	Woven fabrics; of artificial filament yarn, of artificial monofilament, strip and the like, printed	-	3.706	-	47.582
55011000	Fibres; synthetic filament tow, of nylon or other polyamides	-	31.503	-	134.007
55012000	Fibres; synthetic filament tow, of polyesters	73.287	87.074	105.486	364.837
55013000	Fibres; synthetic filament tow, acrylic or modacrylic	1.000	2.170	8.040	55.097
55014000	Fibres; synthetic filament tow, of polypropylene	-	2	-	25
55019000	Fibres; synthetic filament tow, of synthetic materials n.e.c. in heading no. 5501	-	41	-	45
55021000	Fibres; artificial filament tow of cellulose acetate	39.110	410.141	196.123	1.701.172
55029000	Fibres; artificial filament tow, other than cellulose acetate	14	68.795	50	262.962
55031100	Synthetic staple fibres, of aramids, not carded, combed or otherwise processed for spinning	-	4.825	-	63.683
55031900	Synthetic staple fibres of nylon or other polyamides oth aramids, not carded, combed or otherwise processed for spinning	9	11	10	14
55032000	Synthetic staple fibres, of polyesters, not carded, combed or otherwise processed for spinning	23.751.260	223.614.289	26.176.265	227.194.840
55033000	Synthetic staple fibres, acrylic or modacrylic, not carded, combed or otherwise processed for spinning	28.964	452.055	37.389	540.415

Tabel 3 : Ekspor Indonesia menurut Komoditi ( Kode HS 8 digit )

		November 2021			
Kode H S	Uraian golongan barang	Berat bersih (Kg)		Nilai F.O.B. ( U S \$ )	
		Bulan ini	Kumulatif	Bulan ini	Kumulatif
(1)	(2)	(3)	(4)	(5)	(6)
55034000	Synthetic staple fibres, of polypropylene, not carded, combed or otherwise processed for spinning	5	5	3	3
55039090	Synthetic staple fibres, not carded, combed or otherwise processed for spinning, other than of polyvinyl alcohol	830.106	6.388.523	1.397.994	10.596.049
55041000	Artificial staple fibres, of viscose, not carded, combed or otherwise processed for spinning	36.077.214	365.471.742	71.701.980	688.382.402
55049000	Artificial staple fibres, other than of viscose, not carded, combed or otherwise processed for spinning	-	121.866	-	326.511
55051000	Fibres; waste (including noils, yarn waste and garnetted stock), of synthetic fibres	208.893	2.794.792	186.231	2.679.386
55052000	Fibres; waste (including noils, yarn waste and garnetted stock), of artificial fibres	-	115.774	-	91.680
55061000	Fibres; synthetic staple fibres, of nylon or other polyamides, carded, combed or otherwise processed for spinning	-	266	-	16.541
55062000	Fibres; synthetic staple fibres, of polyesters, carded, combed or otherwise processed for spinning	7	2.249	82	10.072
55063000	Fibres; synthetic staple fibres, acrylic or modacrylic, carded, combed or otherwise processed for spinning	271	168.412	4.799	247.741
55069000	Fibres; synthetic staple fibres, n.e.c. in heading no. 5506, carded, combed or otherwise processed for spinning	4	683	151	4.929
55081010	Sewing thread; of synthetic staple fibres, put up for retail sale	98.473	671.162	294.456	1.826.992
55081090	Sewing thread; of synthetic staple fibres, not put up for retail sale	98.076	1.616.346	414.878	6.402.259
55082090	Sewing thread; of artificial staple fibres, not put up for retail sale	13	31	16	50
55091100	Single yarn containing >=85 % by weight of staple fibres of nylon/other polyamides, not put up for retail sale	-	29.962	-	92.118
55091200	Multiple(fold)/cabled yarn contain>=85 % by weight of staple fibre of nylon/other polyamide, not put up for retail sale	11.250	48.194	55.708	241.208
55092100	Single yarn containing 85 % or more by weight of polyester staple fibres, not put up for retail sale	11.923.067	126.255.467	23.907.089	226.327.281
55092200	Multiple(folded) or cabled yarn containing 85 % or more by weight of polyester staple fibres, not put up for retail sale	2.254.583	24.934.055	5.488.314	54.088.361
55093100	Single yarn containing 85 % or more by weight of acrylic or modacrylic staple fibres, not put up for retail sale	215.062	2.286.307	987.813	9.606.671
55093200	Multiple (folded)/cabled yarn contain >=85% by weight of acrylic or modacrylic staple fibres, not put up for retail sale	1.711.722	20.172.144	6.567.647	73.372.032
55094100	Single yarn, cont. 85% or more by weight of synthetic staple fibres, not put up for retail sale	672	95.859	4.160	680.587
55094200	Multiple/folded or cabled yarn, cont. 85% or more by weight of synthetic staple fibres, not put up for retail sale	8.561	82.925	73.895	430.042
55095100	Yarn; of polyester staple fibres, mixed mainly or solely with artificial staple fibres, not put up for retail sale	4.701.420	48.330.602	10.532.269	102.541.947
55095300	Yarn; of polyester staple fibres, mixed mainly or solely with cotton, not put up for retail sale	6.631.045	61.013.882	18.239.907	152.104.900
55095900	Yarn; of polyester staple fibres, mixed mainly/solely with fibres n.e.c. in item no. 5509.5, not put up for retail sale	48.744	513.394	121.842	1.037.654
55096100	Yarn; of acrylic/modacrylic staple fibres, mixed mainly/solely with wool/fine animal hair, not put up for retail sale	73.263	813.896	469.098	5.715.870
55096200	Yarn; of acrylic/modacrylic staple fibres,mixed mainly/solely with cotton,not put up for retail sale	200.175	933.837	963.869	4.165.671
55096900	Yarn; of acrylic/modacrylic staple fibres, mixed mainly/solely with fibres n.e.c. in item no.5509.6, not for retail sale	151.647	3.298.067	800.280	16.988.862
55099200	Yarn; of synthetic staple fibres, mixed mainly or solely with cotton, not put up for retail sale	7.144	48.828	45.244	310.228
55099900	Yarn; synthetic staple fibres, mixed mainly/solely with fibres (oth wool, fine animal hair/cotton) not for retail sale	-	701	-	16.120
55101100	Single yarn, containing >=85% by weight of artificial staple fibres, not put up for retail sale	11.100.507	104.215.330	31.047.592	274.659.041
55101200	Multiple (folded) or cabled yarn, containing >=85% by weight of artificial staple fibres, not put up for retail sale	666.970	6.985.892	2.072.608	20.814.963

Tabel 3 : Ekspor Indonesia menurut Komoditi ( Kode HS 8 digit )

		November 2021			
Kode H S	Uraian golongan barang	Berat bersih (Kg)		Nilai F.O.B. ( U S \$ )	
		Bulan ini	Kumulatif	Bulan ini	Kumulatif
(1)	(2)	(3)	(4)	(5)	(6)
55102000	Yarn(not sewing thread), of artificial staple fibre, mixed mainly/solely with wool/fine animal hair, not for retail sale	-	300	-	1.377
55103000	Yarn; (not sewing thread), of artificial staple fibres, mixed mainly or solely with cotton, not put up for retail sale	87.952	670.547	352.442	2.396.755
55109000	Yarn (other than sewing thread) of artificial staple fibres, not put up for retail sale, other yarn	36.771	1.171.061	132.285	3.319.693
55111010	Yarn(not sew thread),synthetic staple fibre,cont>=85%by weight such fibre,knitting yarn,crochet thread&embroidery thread	-	76	-	360
55111090	Yarn;(not sewing thread),synthetic staple fibre,cont>=85%by weight such fibre,other than 5511.10.10	-	17	-	139
55112010	Yarn(not sew thread),synthetic staple fibre,cont<85%by weight such fibre,knitting yarn,crochet thread&embroidery thread	-	765	-	11.402
55112090	Synthetic staple fibres,containing< 85 % by weight of such fibres,oth thn knitting yarn,crochet thread&embroidery thread	-	91.234	-	113.061
55113000	Yarn; (not sewing thread), of artificial staple fibres, put up for retail sale	3.857	15.379	26.465	130.674
55121100	Woven fabrics; of synthetic staple fibres, containing >=85% by weight of polyester staple fibres, unbleached or bleached	252.419	1.721.094	762.851	5.350.569
55121900	Woven fabrics; of synthetic staple fibres, containing>=85% by weight of polyester staple fibres, oth unbleached/bleached	715	248.345	22.077	806.312
55122100	Woven fabrics;of synthetic staple fibres, contain>=85% by weight of acrylic/modacrylic staple fibres,unbleached/bleached	-	5	-	20
55122900	Woven fabrics;of synthetic staple fibre,contain>=85%by weight of acrylic/modacrylic staple fibre,oth unbleached/bleached	113	3.136	3.525	40.067
55129100	Woven fabrics;synthetic staple fibre,contain>=85%by weight oth polyester,akrilik/modakrilik saples fibre,unbleach/bleach	-	1.266	-	40.223
55129900	Woven fabric;synth staple fibres,contain>=85%by weight oth polyester,akrilik/modakrilik saples fibre,oth unbleach/bleach	89	2.997	5.284	184.168
55131100	Wvn fabric;plain weave,polyest staple fibre,cont<85% by weight fibre,mix mainly/solely cotton,w<=170g/m2,unbleach/bleach	952.372	10.398.549	4.418.435	43.997.496
55131200	Woven fabric;plain weave,polyester staple fibre,unbleach/bleach, 3or4-thread twill,incl cross twill,polyest staple fibre	123.250	865.006	656.858	5.311.890
55131300	Woven fabric;polyester staple fibre,contain<85% by weight fibre,mix mainly/solely with cotton,w<=170g/m2,unbleach/bleach	5.078	125.870	38.896	962.170
55131900	Wvn fabric;cont<85% by weight synth staple fibre(oth polyester),mix mainly/solely with cotton,w<=170g/m2,unbleach/bleach	-	42	-	314
55132100	Woven fabric;plain weave,dyed,contain<85% by weight of polyester staple fibre,mixed mainly/solely with cotton,w<=170g/m2	84.189	954.667	605.997	6.721.027
55132300	Woven fabric; dyed, contain<85% by weight of polyester staple fibres, mixed mainly/solely with cotton, <=170g/m2	5.677	55.791	61.070	427.048
55132900	Woven fabric;dyed,contain<85% by weight of synthetic staple fibres(oth polyester),mix mainly/solely w cotton,<=170g/m2	20.735	96.100	93.743	529.678
55133100	Woven fabric;plain weave,diff colour,contain<85% by weight polyester staple fibre,mix mainly/solely w cotton,<=170g/m2	-	45	-	262
55133900	Wvn fabric;yarn of diff colour,cont<85% of synth staple fibre(oth polyest,plain weave),mix mainly/solely cott,w<=170g/m2	60	5.684	240	32.745

Tabel 3 : Ekspor Indonesia menurut Komoditi ( Kode HS 8 digit )

November 2021

Kode H S	Uraian golongan barang	Berat bersih (Kg)		Nilai F.O.B. ( U S \$ )	
		Bulan ini	Kumulatif	Bulan ini	Kumulatif
(1)	(2)	(3)	(4)	(5)	(6)
55134100	Woven fabric;plain weave,print,polyester staple fibre, mix mainly/solely w cotton,contain<85% by weight fibre,w<=170g/m2	-	16.006	-	44.576
55134900	Woven fabric;print,contain<85% by weight synth staple fibre(oth polyest,plain weave),mix mainly/solely cotton,w<=170g/m2	4.148	25.990	54.467	322.451
55141100	Woven fabric;plain weave,unbleach/bleach,contain<85% by weight polyest staple fibre,mix mainly/solely cotton,w<=170g/m2	170.900	1.165.216	475.524	3.340.699
55141200	Wvn fabric;3or4-thread twill,incl cross twill,bleach/not,cont<85%of poly staple fibre,mix mainly/solely cot,w>170g/m2	185.516	1.986.509	953.863	9.873.933
55141900	Woven fabric;bleached/not, cont<85% of synthetic staple fibres ot polyester, mixed mainly/solely with cotton, >170g/m2	2.162	114.182	35.712	220.637
55142100	Woven fabric;plain weave,dyed,contain<85% by weight of polyester staple fibre,mixed mainly/solely with cotton,<170g/m2	12.556	43.941	116.665	351.936
55142200	Wvn fabric;3-/4-thread twill,incl cross twill,dyed,contain<85% polyester staple fibre,mix mainly/solely w cott,>=170g/m2	95.656	1.135.786	783.374	7.992.723
55142300	Woven fabric;dyed,contain<85% by weight polyester staple fibre,mix mainly/solely w cotton,>170g/m2,n.e.c in head no 5514	-	14	-	145
55142900	Woven fabric;dyed,contain<85% by weight of synthetic staple fibres(oth polyester),mix mainly/solely w cotton,>170g/m2	375	3.581	2.831	21.802
55143000	Wvn fabric;of yarn of diff colour, cont <85% by weight of synthetic staple fibres, mix mainly/solely with cott, >170g/m2	227	832	2.815	8.437
55144900	Fabrics,woven;printed,contain<85% by weight of synthetic staple fibre(oth polyester),mix mainly/solely w cotton,>170g/m2	1.415	19.799	47.636	73.323
55151100	Fabrics, woven, mixed mainly or solely with viscose rayon staple fibres of polyester staple fibres	287.866	4.156.115	1.748.676	23.217.008
55151200	Fabric, woven, mixed mainly or solely with manmade filaments of polyester staple fibres	1.072.136	7.349.027	4.698.120	31.207.933
55151300	Fabric, woven, mixed mainly or solely with wool or fine animal hair of polyester staple fibres	63	1.122	1.613	30.738
55151900	Fabrics, woven; of polyester staple fibres nec in chapter 55, mixed mainly or solely with fibres nec in item no. 5515.1	1.478	212.748	12.080	1.201.111
55159100	Fabrics, woven; of synthetic staple fibres n.e.c. in chapter 55, mixed mainly or solely with man-made filaments	-	867	-	666
55159910	Fabrics, woven; of synthetic staple fibres n.e.c. in chapter 55, mixed mainly or solely with wool or fine animal hair	-	2	-	35
55159990	Fabrics, woven; of synthetic staple fibres n.e.c. in chapter 55, other than 5515.99.10	445	6.184	7.196	82.143
55161100	Fabrics, woven; unbleached or bleached, containing 85% or more by weight of artificial staple fibres	301.005	3.570.621	1.434.399	16.838.800
55161200	Fabrics, woven; dyed, containing 85% or more by weight of artificial staple fibres	41.154	429.829	201.313	2.027.379
55161300	Fabrics, woven; of yarns of different colours, containing 85% or more by weight of artificial staple fibres	56	4.601	318	48.118
55161400	Fabrics, woven; printed, containing 85% or more by weight of artificial staple fibres	9.812	84.015	75.240	736.321
55162100	Fabrics,woven,unbleached/bleached,contain < 85% by weight artificial staple fibres,mix mainly/solely w/manmade filaments	13.731	402.546	74.562	1.937.753
55162200	Fabrics, woven; dyed, containing <85% by weight of artificial staple fibres, mixed mainly/solely with man-made filaments	2.436	47.184	21.228	157.073



Tabel 3 : Ekspor Indonesia menurut Komoditi ( Kode HS 8 digit )

November 2021

Kode H S	Uraian golongan barang	Berat bersih (Kg)		Nilai F.O.B. ( U S \$ )	
		Bulan ini	Kumulatif	Bulan ini	Kumulatif
(1)	(2)	(3)	(4)	(5)	(6)
55162300	Fabrics, wvn; of yarns of different colour,cont<85% of artificial staple fibre, mix mainly/solely with man-made filament	7.091	37.307	55.576	275.443
55162400	Fabrics, woven; printed, containing <85% of artificial staple fibres, mixed mainly or solely with man-made filaments	-	8.079	-	51.870
55163400	Fabrics, wvn; printed, cont<85% of artificial staple fibre, mix mainly/solely with wool/fine animal hair	-	24.629	-	99.839
55164100	Fabrics, woven; unbleached/bleached, containing <85% of artificial staple fibres, mixed mainly or solely with cotton	2.817	32.737	37.913	481.419
55164200	Fabrics, woven; dyed, containing less than 85% by weight of artificial staple fibres, mixed mainly or solely with cotton	4	4	111	111
55164300	Fabrics, woven; of yarns of different colours, cont<85% of artificial staple fibres, mixed mainly/solely with cotton	-	361	-	2.519
55169100	Fabrics, woven; unbleached or bleached, of artificial staple fibres, n.e.c. in heading no. 5516	10.614	146.942	52.548	735.650
55169200	Fabrics, woven; dyed, of artificial staple fibres, n.e.c. in heading no. 5516	-	1.642	-	24.256
55169300	Fabrics, woven; of yarns of different colours, of artificial staple fibres, n.e.c. in heading no. 5516	-	91	-	173
55169400	Fabrics, woven; printed, of artificial staple fibres, n.e.c. in heading no. 5516	2.286	3.375	6.756	25.764
56012100	Wadding, otheráarticlesáthereof, of cotton	-	75.190	-	210.754
56012210	Wadding of textile materials and articles thereof ,of manmade fibres, wrapped cigarette tow	68.548	404.925	460.986	2.577.273
56012290	Wadding of textile materials and articles thereof ,of manmade fibres,oth thn wrapped cigarette tow	275.366	2.946.103	2.530.678	29.226.467
56012900	Wadding, otheráarticlesáthereof, other than of cotton or man-made fibres	-	909	-	715
56013010	Wadding, textile flock and dust and mill neps, polyamide fibre flock	626.436	2.633.443	1.215.144	4.805.452
56021000	Needleloom felt and stitch-bonded fibre fabrics, impregnated, coated,ácoveredáor laminated	76.140	832.153	270.000	3.002.244
56022100	Felt of wool or fine animal hair, not impregnated, coated, covered nor laminated	-	40	-	1.673
56022900	Felt of textile materials other than of wool or fine animal hair, not impregnated, coated, covered nor laminated	-	572	-	783
56029000	Felt, impregnated, coated,ácoveredáor laminated (excluding needleloom felt and stitch-bonded fibre fabrics)	32.524	285.451	82.026	676.591
56031100	Nonwovens, won impregnated, coated,ácoveredáor laminated, of man-made filaments, (weighing not more than 25g/m2)	397.195	3.724.038	899.687	9.104.376
56031200	Nonwovens, won impregnated,coated,covered/laminated,of man-made filaments,(weighing > 25g/m2 but not < 70g/m2)	1.130.554	9.190.056	4.059.776	31.954.961
56031300	Nonwovens, won impregnated,coated,covered/laminated, of man-made filaments, (weighing >70g/m2 but not < 150g/m2)	105.727	1.456.875	268.732	3.786.128
56031400	Nonwovens, whether or not impregnated, coated,ácoveredáor laminated, of man-made filaments, (weighing more than 150g/m2)	26.582	348.554	24.672	1.203.604
56039100	Nonwovens, won impregnated,coated,covered/laminated, not of man-made filaments, (weighing not more than 25g/m2)	147.242	1.621.108	530.758	6.132.419
56039200	Nonwovens, won impregnated, coated, covered/laminated, not of man-made filaments, (weighing > 25g/m2 but < 70g/m2)	822.621	8.141.110	2.225.583	22.877.976
56039300	Nonwovens, won impregnated, coated, covered or laminated, not of man-made filaments, (weighing > 70g/m2 but < 150g/m2)	5.965	67.705	18.035	139.141
56039400	Nonwovens, won impregnated, coated, covered or laminated, not of man-made filaments, (weighing more than 150g/m2)	435.682	2.093.704	716.403	5.910.413
56041000	Rubber thread and cord, textile covered	180	70.723	3.535	360.278

Tabel 3 : Ekspor Indonesia menurut Komoditi ( Kode HS 8 digit )

		November 2021			
Kode H S	Uraian golongan barang	Berat bersih (Kg)		Nilai F.O.B. ( U S \$ )	
		Bulan ini	Kumulatif	Bulan ini	Kumulatif
(1)	(2)	(3)	(4)	(5)	(6)
56049030	High tenacity yarn of polyesters, of nylon/oth polyamides/of viscose rayon oth thn rubber thread&cord,textile covered	2.065	22.671	115.276	902.296
56049090	Rubber thread&cord,textile covered, textile yarn&strip&the like of heading 54.04/54.05 other than 5604.10.00- 5604.10.30	1.083	45.042	13.041	400.368
56050000	Metallised yarn,whether/not gimped,being textl yarn/strip like head 5404/5405, combine w/metal in the form	1.211	28.383	40.239	511.054
56060000	Yarn&strip&like head 5404/5405,gimped(oth head 5605&horsehair yarn);chenille yarn(inc flock chenille yarn);loop waleyarn	9.936	295.514	52.389	895.232
56072100	Twine,ábinderáor baler twine, of sisal or other textile fibres of the genus agave	-	1	-	30
56072900	Twine/cordage/rope/cable;sisal/oth textile fibre genus agave,won plait,braid/rubber/plastic impregnate,coat,cover/sheath	104.102	824.358	286.208	2.329.019
56074100	Twine,ábinderáor baler twine, of polyethylene or polypropylene	201	1.065	4.748	14.915
56074900	Twine,cordage,rope,cable;poly-ethylene/propylene(ex binder/baler twine),won plait,braid/rubber/plastic impregnate,coat	195.953	1.854.226	572.295	5.035.399
56075010	V-belt cord,man-made fibre w/resorcinol formaldehyde;poly-amide/tetrafluoro-ethylene yarn>10,000decitex,seal pump,valve	9.023	131.584	92.757	1.262.653
56075090	Twine,cordage,rope&cable of synthetic fibre,won plaited/braided/impregnate,cover/sheath w/rubber/plastic,o.t HS 56075010	23.600	181.420	67.260	1.082.337
56079010	Twine,cordage,ropes,cables,oth head no. 5607,won plaited, braided/impregnated w/rubber/plastics,of artificial fibres	25	5.727	25	6.534
56079021	Twine, cordage, ropes, cables, of Abaca (Manila hemp or Musa textilis Nee)	5.304	7.841	11.182	72.869
56079022	Twine, cordage, ropes, cables, of other hard (leaf) fibres	342	2.005	1.946	6.696
56079090	Twine, cordage, ropes, cables, other than of jute/oth textile bast fibres of head 53.03	1.512	265.787	13.315	502.678
56081100	Twine, cordage or rope; fishing nets, made up, of man made textile materials	268.534	2.217.457	1.712.685	15.345.029
56081920	Twine, cordage or rope, knotted netting, for other than fishing, of man-made textile materials, Net bags	-	15.302	-	104.181
56081990	Twine, cordage or rope, knotted netting, for other than fishing, of man-made textile materials, other than net bags	5.829	187.709	21.479	575.579
56089090	Twine, cordage or rope, knotted netting, for other than fishing, oth than man-made textile materials, oth than net bags	126	1.954	107	34.787
56090000	Yarn; articles of yarn, strip or the like of heading no. 5404 and 5405, twine, cordage, rope or cables nec or included	22.452	927.958	102.890	3.458.727
57011010	Prayer rugs made of wool or fine animal hair, knotted, whether or not made up	123	1.315	268	7.531
57011090	Carpets&other textile floor covering, knotted, whether or not made up, of wool/fine animal hair, other than prayer rugs	3.257	20.019	17.797	198.236
57019011	Prayer rugs made of cotton, knotted, whether or not made up	132	975	1.313	7.598
57019019	Carpets and other textile floor covering, knotted, whether or not made up, of cotton, other than prayer rugs	413	4.667	4.931	45.592
57019091	Prayer rugs,knotted, whether or not made up, other than of wool or fine animal hair, cotton & jute fibres	44	52	114	159
57019099	Carpet&oth textile floor covering, knotted,won made up,o.t of wool/fine animal hair/cotton/jute fibre, o.t prayer rugs	16.775	34.219	13.061	30.542
57021000	Carpets and other textile floor coverings,Kelem, Schumacks, Karamanie and similar handwoven rugs	-	14.100	-	21.880
57022000	Carpets, floor coverings of coconut fibres (coir), woven	-	16.352	-	12.584

Tabel 3 : Ekspor Indonesia menurut Komoditi ( Kode HS 8 digit )

		November 2021			
Kode H S	Uraian golongan barang	Berat bersih (Kg)		Nilai F.O.B. ( U S \$ )	
		Bulan ini	Kumulatif	Bulan ini	Kumulatif
(1)	(2)	(3)	(4)	(5)	(6)
57023100	Carpets/oth textile floor coverings; woven/not tufted/flocked,of pile construction, not made up of wool/fine animal hair	-	260	-	2.281
57023910	Carpets/oth textile floor covering; woven/not tuft/flocked,of pile construction,not made up of cotton	1	344	4	7.279
57023920	Carpets/oth textile floor covering; woven/not tuft/flocked,of pile construction,not made up of jute fibres	-	112	-	1.281
57023990	Carpet/oth textile floor covering; woven/not tufted/flock,of pile construction,not made up,o.t HS 5702.31.00-5702.39.20	610	28.258	8.184	84.343
57024110	Prayer rugs of pile construction, woven/not tufted/flocked, made up of wool or fine animal hair	16.203	16.278	18.914	19.148
57024190	Carpets & other textile floor coverings of pile construction,woven,made up of wool/fine animal hair, o.t prayer rugs	-	635	-	11.477
57024210	Prayer rugs of pile construction, woven/not tufted/flocked, made up of man-made textile materials	16.060	62.587	39.706	110.311
57024290	Carpets&other textile floor coverings of pile construction,woven,made up of man-made textile material,o.t prayer rugs	689.893	6.694.472	1.815.773	16.951.132
57024919	Carpets&other textile floor coverings of pile construction,woven/not tufted/flocked,made up of cotton,o.t prayer rugs	-	69	-	1.888
57024999	Carpet&textile floor cover,pile construct,woven,made up of o.t wool&fine animal hair/man-made/cotton/jute,o.t prayer rug	-	1.125	-	25.049
57025010	Carpets and other textile floor coverings, woven/not tufted/flocked,not of pile construction, not made up of cotton	-	39	-	50
57025090	Carpets & other textile floor coverings,woven,not of pile construction,not made up, other than of cotton and jute fibres	32	818	2.192	26.596
57029210	Prayer rugs, woven/not tufted/flocked, made of man-made textile materials, not of pile construction, made up	-	10	-	150
57029290	Carpet&oth textile floor coverings,woven,of man-made textile materials ,not of pile construction,made up, o.t prayer rug	6	3.579	60	41.861
57029919	Carpets&other textile floor coverings,woven/not tufted/flocked,of cotton,not of pile construction,made up,o.t prayer rug	-	2	-	1
57029920	Carpets & other textile floor coverings,of jute fibres ,not of pile construction,made up	864	8.118	5.616	52.767
57029999	Carpets&oth textile floor coverings,woven,o.t cotton&jute fibres ,not of pile construction,made up,other than prayer rug	-	1.907	-	6.922
57031010	Floor mats of a kind used for motor vehicles of heading 87.02, 87.03 or 87.04 of wool or fine animal hair, tufted	-	149	-	389
57031020	Prayer rugs of wool or fine animal hair, tufted	33	2.266	108	30.411
57031030	Flooring carpets of a kind used for motor vehicles of headings 87.02, 87.03 or 87.04 of wool or fine animal hair, tufted	-	2.165	-	6.427
57031090	Carpets and oth textile floor coverings, tufted,won made up, from wool or fine animal hair other than HS 5703.10.10-30	349	6.110	8.524	59.603
57032010	Prayer rugs from nylon or other polyamides, tufted	-	294	-	986
57032090	Carpets and oth textile floor coverings, tufted, won made up of nylon or other polyamides other than prayer rugs	53.349	889.338	247.755	3.522.176
57033010	Prayer rugs from other man-made textile materials, tufted	50.963	280.095	202.216	1.081.093
57033090	Carpets and other textile floor coverings, tufted, won made up, not prayer rugs of other man-made textile materials	477.488	4.110.534	1.290.296	11.584.165
57039011	Prayer rugs from cotton, tufted	-	24	-	151
57039019	Carpets and other textile floor coverings, tufted, whether or not made up, of cotton, other than prayer rugs	6.766	7.145	8.050	9.405

Tabel 3 : Ekspor Indonesia menurut Komoditi ( Kode HS 8 digit )

November 2021

Kode H S	Uraian golongan barang	Berat bersih (Kg)		Nilai F.O.B. ( U S \$ )	
		Bulan ini	Kumulatif	Bulan ini	Kumulatif
(1)	(2)	(3)	(4)	(5)	(6)
57039091	Floor mats of a kind used for motor vehicles of heading 87.02, 87.03 or 87.04,not made of cotton or jute fibres,tufted	-	25	-	140
57039092	Prayer rugs is not made of cotton or jute fibres, tufted	-	120	-	255
57039093	Flooring carpets,used for motor vehicles of headings 87.02, 87.03 or 87.04 are not made of cott or jute fibres, tufted	434	7.177	1.319	47.874
57039099	Carpets&other textile floor coverings,tufted,won made up, not of cotton&jute fibres,o.t HS 5703.90.91-5703.90.93	5.004	50.312	10.527	73.554
57049000	Tiles, having a minimum surface area exceeding 1 m2, of felt, not tufted or flocked, whether or not made up	22.505	121.238	50.172	284.606
57050011	Prayer rugs from cotton, other than heading 5701-5704	15.652	136.906	38.954	605.714
57050019	Carpets and other textile floor coverings, other than heading 5701-5704,whether or not made up, of cotton,o.t prayer rug	17.801	68.041	74.548	308.115
57050021	Nonwoven floor coverings, o.t heading 5701-5704, used for motor vehicles of heading 87.02, 87.03 or 87.04,of jute fibres	-	2.216	-	18.232
57050029	Carpets and other textile floor coverings, other than heading 5701-5704, of jute fibres, other than HS 5705.00.21	17.753	80.057	92.637	439.998
57050091	Prayer rugs, other than heading 5701-5704, other than of cotton or jute fibres	-	8.494	-	32.572
57050092	Nonwoven floor coverings, other than heading 5701-5704, used for motor vehicles of heading 8702, 8703 or 8704	108.347	966.602	830.000	8.114.745
57050099	Carpet&other textile floor coverings, o.t heading 5701-5704, o.t of cotton&jute fibres, o.t HS 5705.00.91-5705.00.92	65.488	637.652	508.305	5.695.631
58011090	Woven pile &chenille fabrics, o.t heading 58.02/58.06,of wool/fine animal hair not impregnated,coat,covered/laminated	2	548	2	11.207
58012190	Uncut weft pile fabrics,woven, other than heading 58.02/58.06,of cotton,other than impregnated,coated,covered/laminated	-	2	-	1
58012210	Woven pile fabrics, o.t heading 58.02/58.06,cut corduroy, impregnated, coated, covered or laminated, of cotton	-	1	-	20
58012290	Woven pile fabrics, o.t heading 58.02/58.06,cut corduroy,o.t impregnated, coated,covered/laminated, of cotton	113	1.584	8.220	103.529
58012790	Warp pile fabrics,woven, other than fabrics of heading 58.02/58.06,of cotton, o.t impregnated, coated,covered/laminated	-	10.609	-	79.107
58013110	Uncut weft pile fabrics, woven,o.t heading 58.02/58.06,impregnated,coated,covered/laminated, of man-made fibres	-	1.628	-	25.751
58013290	Woven pile fabrics, o.t heading 58.02/58.06,cut corduroy, of man-made fibres, o.t impregnated, coated, covered/laminated	-	315	-	3.345
58013690	Chenille fabrics, o.t fabrics of heading 58.02/58.06, of man-made fibres, o.t impregnated, coated, covered/laminated	-	8.035	-	56.307
58013710	Warp pile fabrics,woven, o.t fabrics of heading 58.02 or 58.06,of man-made fibres,impregnated, coated, covered/laminated	3.168	61.404	50.414	1.340.742
58013790	Warp pile fabrics,woven,o.t fabrics of heading 58.02/58.06,of man-made fibres, o.t impregnated, coated,covered/laminated	-	855	-	29.615
58019091	Woven pile&chenille fabrics,o.t head 58.02/58.06, impregnated,coat,cover,o.t of animal hair/cotton/man-made fibres/silk	900	5.425	380	1.985
58019099	Woven pile&chenille fabrics,o.t head 58.02/58.06,o.t impregnate,coat,cover,o.t of animal hair/cotton/man-made fibre/silk	2.821	12.587	1.627	69.660
58021100	Terry towelling and similar woven terry fabrics,other than narrow fabrics of heading 58.06, of cotton, unbleached	-	4	-	12
58021900	Terry towelling and similar woven terry fabrics, other than narrow fabrics of heading 58.06 of cotton, bleached	174	1.306	2.269	23.354
58022090	Terry towelling&similar woven terry fabrics, o.t narrow fabrics of heading 58.06,o.t of cotton/wool/fine animal hair	2	8	247	780

Tabel 3 : Ekspor Indonesia menurut Komoditi ( Kode HS 8 digit )

		November 2021			
Kode H S	Uraian golongan barang	Berat bersih (Kg)		Nilai F.O.B. ( U S \$ )	
		Bulan ini	Kumulatif	Bulan ini	Kumulatif
(1)	(2)	(3)	(4)	(5)	(6)
58023020	Tufted textile fabrics woven,other than products of heading 57.03, made of cotton or man-made fibres	225	421	599	4.371
58023090	Tufted textile fabrics, other than heading 57.03, other than HS 5802.30.10-5802.30.30	125	13.907	4.376	80.830
58030010	Gauze, other than narrow fabrics of heading 58.06, made of cotton	12	370	390	3.525
58030020	Gauze, other than narrow fabrics of heading 58.06, made of man-made fibres	-	5	-	19
58030090	Gauze, other than narrow fabrics of heading 58.06, other than made of cotton, man-made fibres, wool or fine animal hair	42.360	366.000	147.180	1.259.852
58041011	Tulles&other net fabrics, not including woven, knitted/crocheted fabrics, of silk,impregnated, coated, covered/laminated	2	2	2	3
58041019	Tulles&other net fabrics, not including woven,knitted/crocheted fabrics,of silk,o.t impregnated,coated,covered/laminated	1	41	302	6.316
58041021	Tulles&other net fabrics, not including woven, knitted/crocheted fabrics, of cotton,impregnated,coated,covered/laminated	-	1	-	27
58041029	Tulles&other net fabrics,not including woven,knitted/crocheted fabrics,of cotton,o.t impregnated,coated,cover/laminated	1	2	520	521
58041091	Tulles&other net fabrics, not including woven,knitted/crocheted fabrics, o.t of cotton/silk,impregnated,coated,covered	1	658	19	6.745
58041099	Tulles&other net fabrics,not including woven,knitted/crocheted fabrics,o.t of cotton/silk,o.t impregnated,coated,covered	33.211	103.172	97.114	513.716
58042110	Mechanically made lace,o.t fabrics of headings 60.02-60.06, of man-made fibres, impregnated, coated, covered/laminated	243	243	1.082	1.082
58042190	Mechanically made lace,o.t fabrics of headings 60.02-60.06,of man-made fibres,o.t impregnated, coated, covered/laminated	34.059	288.436	279.123	2.865.214
58042910	Mechanically made lace, o.t fabrics of headings 60.02- 60.06, o.t man-made fibres, impregnated,coated, covered/laminated	180	3.399	3.831	75.667
58042990	Mechanically made lace,o.t fabrics of heading 60.02- 60.06, o.t man-made fibres,o.t impregnated,coated,covered/laminated	62	1.349	466	16.244
58043000	Hand-made lace, in the piece, in strips or motifs, other than fabrics of headings 60.02 to 60.06	2.300	5.022	29.458	56.958
58050010	Hand-woven tapestries of the type Gobelins, Flanders, Aubusson, Beauvais &needle-worked tapestries,won made up,of cotton	34	93	568	1.772
58050090	Hand-woven tapestries of the type Gobelin,Flanders,Aubusson,Beauvais &needle-worked tapestries,won made up,o.t of cotton	29	117	876	2.362
58061020	Woven pile fabrics (including terry towelling & similar terry fabrics) & chenille fabrics, o.t heading 58.07, of cotton	-	52	-	519
58061090	Woven pile fabrics (incl. terry towelling & similar terry fabrics)&chenille fabrics,o.t heading 58.07,o.t of silk/cotton	5	107.758	38	382.442
58062010	Sports tape of a kind used to wrap sports equipment grips, containing by weight >= 5% of elastomeric yarn/rubber thread	17.861	332.148	636.215	11.544.648
58062090	Narrow woven fabrics o.t heading 58.07, containing by weight ?5% of elastomeric yarn/rubber thread, o.t HS 5806.20.10	61.224	721.626	1.024.604	11.808.129
58063110	Narrow woven fabrics of cotton,o.t heading 58.07,suit for manufacture of inked ribbons for typewriters/similar machines	2	19	5	262

Tabel 3 : Ekspor Indonesia menurut Komoditi ( Kode HS 8 digit )

November 2021

Kode H S	Uraian golongan barang	Berat bersih (Kg)		Nilai F.O.B. ( U S \$ )	
		Bulan ini	Kumulatif	Bulan ini	Kumulatif
(1)	(2)	(3)	(4)	(5)	(6)
58063190	Narrow woven fabrics of cotton, o.t heading 58.07, other than HS 5806.31.10-5806.31.30	1	1.559	2	18.212
58063210	Narrow woven fabric, o.t heading 58.07,of man-made fibre,for manufac inked ribbon for typewriter;safety seat belt fabric	19	309	931	6.323
58063240	Narrow woven fabrics of man-made fibres, o.t heading 58.07, backing of a kind used for electrical insulating paper	-	10	-	10
58063250	Narrow woven fabric of man-made fibrec, other than heading 58.07,ribbon used for making slide fasteners & width ? 12 mm	-	160	-	7.553
58063290	Narrow woven fabrics of man-made fibres, other than heading 58.07, other than HS 5806.32.10-5806.32.50	23.330	195.857	284.287	1.903.673
58063910	Narrow woven fabrics of silk, o.t woven pile fabrics/cont.weight ?5% of elastomeric yarn/rubber thread,o.t heading 58.07	32	760	68	25.238
58063991	Narrow woven fabrics o.t of cotton/man-made fibres/silk, o.t heading 58.07,backing used for electrical insulating paper	-	1	-	0
58063992	Narrow woven fabric o.t of cotton/man-made fibres/silk o.t heading 58.07,suit for manufac inked ribbon for typewriter	-	49	-	1.893
58063993	Narrow woven fabric o.t of cotton/manmade fibre/silk o.t heading 58.07,ribbon used for make slide fastener&width ? 12 mm	-	1	-	2
58063999	Narrow woven fabric other than of cotton/manmade fibre/silk,other than heading 58.07,other than HS 5806.39.91-5806.39.93	98.881	672.315	436.560	2.951.003
58064000	Fabrics consisting of warp without weft assembled by means of an adhesive (bolducs),other than heading 58.07	-	203	-	5.273
58071000	Labels,badges&similar articles of textile materials,in the piece,in strips or cut to shape or size,not embroidered,woven	2.182	23.564	43.407	905.119
58079010	Labels,badges & similar articles of textile materials,in the piece,in strips/cut to shape/size,not embroidered,non woven	67	356	10.482	14.407
58079090	Label,badge&similar articles ,in piece,in strips/cut to shape/size,not embroidered,other than woven & nonwoven fabrics	2.400	20.275	75.459	602.993
58081010	Braids in the piece, combined with rubber thread	10	155	195	20.369
58081090	Braids in the piece, other than combined with rubber thread	445	531	6.573	8.911
58089090	Ornamental trimming in piece,w/o embroidery,o.t knitted/crocheted;tassels,pompons&similar,o.t combined w/ rubber thread	274	10.024	10.763	28.690
58090000	Woven fabrics of metal thread&of metallised yarn heading 56.05,used in apparel,as furnishing fabrics/similar purpose,nes	-	40	-	599
58101000	Embroidery without visible ground, in the piece, in strips or in motifs	5.951	11.181	287.402	487.567
58109100	Embroidery; with visible ground, of cotton, in the piece, in strips or in motifs	113	12.473	4.714	130.564
58109200	Embroidery; with visible ground, of man-made fibres, in the piece, in strips or in motifs	2.618	47.738	67.467	989.616
58109900	Embroidery; with visible ground, other than cotton&man-made fibres, in the piece, in strips/in motifs	7.893	100.303	63.841	861.138
58110010	Quilt textile in piece,of?1 layer of textile assemble w/padding by stitch,o.t embroidery head 58.10 of wool/fine/coarse	-	1	-	272
58110090	Quilt textile in piece,?1 layer of textile assemble w/padding by stitch,o.t embroidery head 58.10, o.t wool/fine/coarse	1	4.301	136	58.851
59011000	Textile fabrics coated with gum or amylaceous substances, of a kind used for the outer covers of books or the like	860	134.884	5.372	535.181
59019010	Tracing cloth	-	61	-	1.044
59019020	Prepared painting canvas	1.727	10.823	9.857	75.941

Tabel 3 : Ekspor Indonesia menurut Komoditi ( Kode HS 8 digit )

		November 2021			
Kode H S	Uraian golongan barang	Berat bersih (Kg)		Nilai F.O.B. ( U S \$ )	
		Bulan ini	Kumulatif	Bulan ini	Kumulatif
(1)	(2)	(3)	(4)	(5)	(6)
59019090	Buckram and similar stiffened textile fabrics of a kind used for hat foundations.	2.746	26.649	21.507	377.458
59021019	Tyre cord fabric or high tenacity yarn of nylon/other polyamides,of chafer fabric,rubberised, other than of nylon-6 yarn	6.228	96.322	96.120	1.465.015
59021091	Tyre cord fabric of high tenacity yarn of nylon/other polyamides, other than chafer fabric, rubberised, of nylon-6 yarn	591.367	8.078.568	3.833.539	43.691.584
59021099	Tyre cord fabric of high tenacity yarn of nylon/other polyamides, o.t chafer fabric, rubberised, o.t of nylon-6 yarn	10	2.969	982	10.056
59022099	Tyre cord fabric of high tenacity yarn of polyester,other than of chafer fabric, rubberised,other than containing cotton	901.291	10.872.686	2.810.354	29.376.849
59029090	Tyre cord fabric of viscose rayon, of other than chafer fabric, rubberised	-	2.163	-	858
59031010	Textile fabrics impregnated, coated, covered/laminated with poly(vinyl chloride), other than heading 59.02, interlining	34.339	488.430	158.883	1.983.447
59031090	Textile fabrics impregnated, coated, covered/laminated with poly(vinyl chloride),o.t heading 59.02, o.t interlining	109.266	604.071	511.017	3.692.635
59032000	Textile fabrics impregnated, coated, covered or laminated with polyurethane, other than those of heading 59.02	199.355	1.705.217	2.049.857	16.814.773
59039010	Canvas-type fabrics impregnated, coated, covered or laminated with nylon or other polyamides, o.t those of heading 59.02	161	1.503	2.994	11.834
59039090	Textile fabrics impregnated, coated, covered/laminated with plastics, o.t heading 59.02, o.t HS 5903.10.10-5903.90.10	51.724	531.989	251.288	2.619.774
59049000	Floor coverings consisting of a coating/covering applied on a textile backing,whether/not cut to shape	75	75	500	500
59050010	Textile wall coverings of wool or fine or coarse animal hair	8	141	20	4.753
59050090	Textile wall coverings of other than wool or fine or coarse animal hair	1.223	5.446	40.109	140.223
59061000	Rubberised textile fabrics, adhesive tape of a width not exceeding 20 cm, other than those of heading 59.02	108.302	2.480.249	410.893	8.633.754
59069100	Rubberised textile fabrics, knitted or crocheted, o.t adhesive tape of a width not exceeding 20 cm and o.t heading 59.02	-	439	-	2.226
59069990	Rubberised textile fabrics, o.t heading 59.02/adhesive tape of a width?20cm/knitted/crocheted/rubber sheeting for hospital	105.357	1.171.047	354.796	4.470.685
59070040	Fabrics impregnated, coated or covered with flock velvet, the entire surface of which is covered with textile flock	20	8.532	25	6.683
59070090	Painted canvas being theatrical scenery, studio back-cloths or the like	-	3.523	-	18.808
59080010	Wicks, incandescent gas mantles	-	2.379	-	4.004
59080090	Tubular knitted gas mantle fabric therefor, whether or not impregnated	4.638	257.850	15.246	1.018.860
59090010	Textile hosepiping and similar textile tubing, with/without lining, armour/accessories of other materials, fire hoses	-	891	-	1.342
59090090	Textile hosepiping & similar textile tubing, with/without lining, armour/accessories of other materials o.t fire hoses	-	48	-	143
59100000	Transm/conveyor belts,of text material,won impregnated,coat,covered/laminate w/plastics,reinforced w/metal/oth material	28	1.141	709	57.737
59111000	Textile fabrics,felt&felt-lined woven fabrics,coat/cover w/ rubber,leather/oth,used for card clothing& technic purpose	1.661	5.308	10.526	32.226
59112000	Bolting cloth, whether or not made up	4.360	43.529	253.212	2.773.047
59114000	Straining cloth of a kind used in oil presses or the like, including that of human hair	23	7.588	801	5.633
59119010	Textile products and articles, for technical uses, specified in Note 7 to this Chapter, gaskets and seals	3	994	353	30.238

Tabel 3 : Ekspor Indonesia menurut Komoditi ( Kode HS 8 digit )

November 2021

Kode H S	Uraian golongan barang	Berat bersih (Kg)		Nilai F.O.B. ( U S \$ )	
		Bulan ini	Kumulatif	Bulan ini	Kumulatif
(1)	(2)	(3)	(4)	(5)	(6)
59119090	Textile product&article,for technic use,specified in Note 7 this Chapter,o.t subheading 5911.10-5911.40,o.t gasket&seal	160.056	1.043.846	942.516	8.061.817
60011000	Long pile fabrics, knitted or crocheted	139.138	1.640.370	1.731.597	13.906.933
60012100	Looped pile fabrics of cotton, knitted or crocheted	42.589	352.371	442.521	3.623.789
60012200	Looped pile fabrics of man made fibres, knitted or crocheted	26.241	591.236	250.528	3.591.997
60012900	Looped pile fabrics of other than cotton and man-made fibres, knitted or crocheted	1.593	60.842	10.646	150.531
60019100	Pile fabrics, other than long pile fabrics and looped pile fabric, of cotton, knitted or crocheted	1	6.034	1	30.800
60019220	Pile fabrics of 100% polyester staple,width?63.5mm but?76.2mm,o.t long&looped pile,use in manufacture of paint rollers	8	523	45	5.189
60019230	Pile fabrics,o.t long pile fabrics&looped pile,of manmade fibre,contain elastomeric yarn/rubber thread,knitted/crocheted	1	1	1	1
60019290	Pile fabrics, o.t long&looped pile, of man-made fibre, knitted/crocheted, nec in sub heading 6001.92	10.961	176.305	91.351	901.870
60019911	Pile fabric o.t long&looped pile, o.t cotton/manmade fibre,unbleached,not mercerised,cont elastomeric yarn/rubber thread	0	1	11	12
60019919	Pile fabric o.t long&looped pile,o.t cotton/manmade fibre,unbleach,not mercerise,o.t cont elastomeric yarn/rubber thread	-	259.659	-	1.420.019
60019990	Pile fabric other than long&looped pile, other than of cotton/manmade fibre,other than unbleached/not mercerised	-	22.216	-	519.442
60024000	Knitted/crocheted fabrics width ?30 cm, containing by weight 5 % or more elastomeric yarn but not rubber thread	4	291	13	639
60029000	Knitted/crocheted fabrics width ? 30 cm, other than containing by weight 5%/more elastomeric yarn but not rubber thread	7.645	402.877	60.816	2.237.599
60031000	Knitted/crocheted fabrics of wool or fine animal hair, of a width not exceeding 30 cm, other than heading 60.01 or 60.02	0	0	3	3
60032000	Knitted or crocheted fabrics of cotton,of a width not exceeding 30 cm, other than those of heading 60.01 or 60.02	1	107	24	1.634
60033000	Knitted/crocheted fabrics of synthetic fibres of a width not exceeding 30 cm,other than those of heading 60.01 or 60.02	493	2.491	6.922	28.133
60039000	Knitted or crocheted fabrics of a width not exceeding 30 cm,o.t heading 60.01 or 60.02,o.t subheading 6003.10-6003.40	1	43	1	435
60041010	Knitted/crocheted fabric of width>30 cm,contain by weight 5%-20% of elastomeric yarn,not contain rubber thread,o.t 60.01	227.649	679.715	1.758.567	5.485.358
60041090	Knitted/crocheted fabric of width>30 cm,o.t cont weight 5%-20% of elastomeric yarn,not cont rubber thread,o.t 60.01	175.931	2.399.600	1.556.069	15.251.386
60049000	Knitted/crocheted fabrics width > 30cm,contain weight ?5%of elastomeric yarn,contain rubber thread,o.t heading 60.01	98.470	672.997	1.154.303	6.939.028
60052100	Warp knit fabrics(include those made on galloon knitt machines),o.t headings 60.01-60.04 of cotton,unbleached/bleached	-	4.047	-	47.261
60052200	Warp knit fabrics (include those made on galloon knitting machines),other than headings 60.01-60.04, of cotton, dyed	22.809	58.221	321.030	833.340
60052300	Warp knit fabrics(include those made on galloon knit machines),o.t headings 60.01-60.04,of cotton yarns different colour	-	125	-	1.042
60052400	Warp knit fabrics (including galloon knitt machines), other than those of headings 60.01 to 60.04 of cotton, printed	-	1	-	14
60053500	Warp knit fabrics specified in Subheading Note 1 to this Chapter, of synthetic fibres	944	1.561	4.169	12.355



Tabel 3 : Ekspor Indonesia menurut Komoditi ( Kode HS 8 digit )

November 2021

Kode H S	Uraian golongan barang	Berat bersih (Kg)		Nilai F.O.B. ( U S \$ )	
		Bulan ini	Kumulatif	Bulan ini	Kumulatif
(1)	(2)	(3)	(4)	(5)	(6)
60053610	Knitted swimwear fabrics of polyester&polybutylene terephthalate, polyester predominates by weight,unbleached/bleached	-	139	-	1.594
60053690	Warp knit fabric of synthetic fibre (incl made on galloon knit machine),o.t HS 6005.35.00-6005.36.10,unbleached/bleached	42.455	585.618	100.770	1.566.830
60053710	Knitted swimwear fabrics of polyester and polybutylene terephthalate in which polyester predominates by weight,dyed	-	1.710	-	10.584
60053790	Warp knit fabrics of synthetic fibres (include those made on galloon knit machines),o.t HS 6005.35.00-6005.37.10, dyed	5.132	162.627	81.154	1.593.118
60053890	Warp knit fabric of synthetic fibre (incl made on galloon knit machine),of differ color yarn,o.t HS6005.35.00-6005.38.10	12.573	377.554	34.049	1.015.750
60053990	Warp knit fabrics of synthetic fibres (include made on galloon knit machine),o.t HS 6005.35.00-6005.39.10, printed	189	203	1.617	1.724
60054200	Warp knit fabrics (include those made on galloon knitt machines),o.t headings 60.01 to 60.04, of artificial fibres, dyed	-	1	-	5
60059010	Warp knit fabrics (incl those made on galloon knitt machines),o.t head 60.01-60.04,n.e.c. 60.05,of wool/fine animal hair	-	4	-	175
60059090	Warp knit fabrics (incl made on galloon knitt machines),o.t head 60.01-60.04,n.e.c. 60.05, o.t of wool/fine animal hair	16.660	236.793	90.530	1.391.649
60061000	Fabrics; knitted or crocheted fabrics, other than those of headings 60.01 to 60.05, of wool or fine animal hair	1	556	2	26.550
60062100	Fabrics; knitted or crocheted fabrics, other than those of headings 60.01 to 60.05, of cotton, unbleached or bleached	18.951	186.016	39.918	1.262.568
60062200	Fabrics; knitted or crocheted fabrics, other than those of headings 60.01 to 60.05, of cotton, dyed	235.296	2.604.754	1.329.827	14.983.673
60062300	Fabrics; knitted or crocheted fabrics, o.t those of headings 60.01 to 60.05, of cotton, of yarns of different colours	794	11.645	9.762	111.950
60062400	Fabrics; knitted or crocheted fabrics, other than those of headings 60.01 to 60.05, of cotton, printed	10.153	208.898	100.821	2.014.112
60063110	Nylon fibre mesh of a kind used as backing material for mosaic tiles, unbleached or bleached	-	1.087	-	13.325
60063120	Knitted or crocheted fabrics, elastic (combined with rubber threads) of synthetic fibres, unbleached or bleached	2	170	0	963
60063190	Knitted or crocheted fabrics of synthetic fibres, unbleached or bleached, other than nylon fibres mesh and elactic	206.447	2.245.338	902.326	11.308.724
60063210	Nylon fibre mesh of a kind used as backing material for mosaic tiles, dyed	-	13	-	219
60063220	Knitted or crocheted fabrics, elastic (combined with rubber threads) of synthetic fibres, dyed	1	6.012	19	692
60063290	Knitted or crocheted fabrics of synthetic fibres, dyed, other than nylon fibres mesh and elactic	95.451	797.236	782.577	6.954.434
60063390	Knitted/crocheted fabrics synthetic yarns of different colours,other than elastic (combined with rubber threads)	92.237	1.025.630	558.613	5.735.523
60063490	Knitted or crocheted fabrics, of synthetic yarn, other than elastic (combined with rubber threads) yarns, printed	-	171	-	4.099
60064190	Knitted/crocheted fabrics other than of elastic(combined with rubber threads) of artificial fibres,unbleached/bleached	-	32	-	312
60064290	Knitted or crocheted fabrics of artificial fibres, dyed, other than elastic (combined with rubber threads)	1	1.068	1	7.304
60064410	Knitted or crocheted fabrics of elastic (combined with rubber threads) artificial fibres, printed	-	1.194	-	6.439
60064490	Knitted or crocheted fabrics of artificial fibres, printed, other than elastic (combined with rubber threads)	-	0	-	13
60069000	Fabrics; knitted or crocheted fabrics, n.e.c. 60.01 to 60.06	60.572	1.077.466	211.609	5.273.676
61012000	Men/boys' over/car-coat,cape,wind-cheater/jacket & similar,knitted/crocheted,oth heading 61.03,of cotton	203.672	1.655.512	2.545.751	20.926.861

Tabel 3 : Ekspor Indonesia menurut Komoditi ( Kode HS 8 digit )

November 2021

Kode H S	Uraian golongan barang	Berat bersih (Kg)		Nilai F.O.B. ( U S \$ )	
		Bulan ini	Kumulatif	Bulan ini	Kumulatif
(1)	(2)	(3)	(4)	(5)	(6)
61013000	Men/boys' over/car-coat,cape,wind-cheater/jacket & similar,knitted/crocheted,oth heading 61.03,of man-made fibres	85.065	1.464.281	1.639.112	25.690.487
61019000	Men/boys' over/car-coat,cape,wind-cheater/jacket & similar,knitted/crocheted,oth heading 61.03,of oth textile material	32.112	368.101	634.393	10.778.379
61021000	Women/girl over/car-coat,cape,wind-cheater/jacket &similar,knitted/crocheted,oth heading 61.04,of wool/fine animal hair	100	19.557	40	235.157
61022000	Women/girl over/car-coat,cape,wind-cheater/jacket &similar,knitted/crocheted,oth heading 61.04,of cotton	451.636	2.630.317	8.348.525	40.438.226
61023000	Women/girl over/car-coat,cape,wind-cheater/jacket &similar,knitted/crocheted,oth heading 61.04,of man-made fibres	205.761	1.462.945	2.787.159	24.592.107
61029000	Women/girl over/car-coat,cape,wind-cheater/jacket &similar,knitted/crocheted,oth heading 61.04,of oth textile material	17.507	378.253	313.112	6.506.648
61031000	Men's/boys' suits, knitted/crocheted	123.339	711.347	2.518.678	12.449.461
61032200	Men's/boys' ensembles knitted/crocheted, of cotton	13.238	368.275	245.953	7.281.360
61032300	Men's/boys' ensembles knitted/crocheted,of synthetic fibres	2.649	189.993	12.793	1.745.130
61032900	Men's/boys' ensembles knitted/crocheted,of other textilematerials	43.885	348.810	1.232.977	8.951.396
61033100	Men's/boys' jackets & blazers,knitted/crocheted, of wool/fine animal hair	-	16	-	1.148
61033200	Men's/boys' jackets & blazers,knitted/crocheted, of cotton	40.289	504.217	1.072.232	9.347.673
61033300	Men's/boys' jackets & blazers,knitted/crocheted,of synteticfibres	32.318	475.616	697.292	11.373.846
61033910	Men's/boys' jackets & blazers,knitted/crocheted, of ramie,linen or silk	-	50	-	6.146
61033990	Men's/boys' jacket&blazer,knitted/crocheted,of oth materialpos head 6103.	29.941	524.969	804.442	12.188.544
61034100	Men's/boys' trouser,bib & brace overall,breeche & short,knitted/crocheted,of wool/fine animal hair	-	17	-	198
61034200	Men's/boys' trouser,bib & brace overall,breeche & short,knitted/crocheted,of cotton	737.553	9.162.502	12.471.488	139.182.034
61034300	Men's/boys' trouser,bib & brace overall,breeche & short,knitted/crocheted,of synthetic fibres	269.513	2.754.751	6.458.998	62.664.946
61034900	Men's/boys' trouser,bib & brace overall,breeche & short,knitted/crocheted,of other textile materials	219.676	1.178.700	4.092.163	25.243.250
61041300	Women's or girls' suits,knitted or crocheted, of syntheticfibres	55	96.146	1.926	1.512.307
61041920	Women's or girls' suits,knitted or crocheted, of cotton	165	13.796	1.132	333.338
61041990	Women's or girls' suits,knitted/crocheted,of other textilematerials	27.910	597.965	117.319	6.834.873
61042200	Women's/girls' ensembles,knitted or crocheted, of cotton	4.514	136.589	70.610	2.755.383
61042300	Women's/girls' ensembles,knitted or crocheted, of syntheticfibres	4.598	50.484	73.961	1.170.872
61042900	Women's/girls' ensembles,knitted or crocheted, of othertextile materials	1.183	55.314	46.652	1.216.917
61043100	Women's/girls' jackets & blazers,knitted or crocheted, of wool or fine animal hair	-	45	-	68.284
61043200	Women's/girls' jackets & blazers,knitted or crocheted, of cotton	27.927	277.789	857.654	7.669.913
61043300	Women's/girls' jackets & blazers,knitted or crocheted, of synthetic fibres	32.185	293.318	936.054	7.022.855
61043900	Women's/girls' jackets & blazers,knitted or crocheted, of other textile materials	700	84.717	6.318	1.880.938
61044100	Women's/girls' dresses,knitted or crocheted,of wool or fineanimal hair	1.890	14.500	106.302	699.630
61044200	Women's/girls' dresses,knitted or crocheted, of cotton	340.843	4.550.425	6.350.643	71.133.984
61044300	Women's/girls' dresses,knitted or crocheted, of syntheticfibres	252.663	1.868.076	4.688.516	35.640.929

Tabel 3 : Ekspor Indonesia menurut Komoditi ( Kode HS 8 digit )

		November 2021			
Kode H S	Uraian golongan barang	Berat bersih (Kg)		Nilai F.O.B. ( U S \$ )	
		Bulan ini	Kumulatif	Bulan ini	Kumulatif
(1)	(2)	(3)	(4)	(5)	(6)
61044400	Women's/girls' dresses, knitted or crocheted, of artificial fibres	54.198	523.249	1.138.466	7.908.065
61044900	Women's/girls' dresses, knitted or crocheted, of other textile materials	392.546	4.347.257	1.940.196	32.738.560
61045100	Women's/girls' skirts & divided skirts, knitted/crocheted, of wool or fine animal hair	-	172	-	11.420
61045200	Women's/girls' skirts & divided skirts, knitted/crocheted, of cotton	96.995	310.742	1.249.367	5.377.077
61045300	Women's/girls' skirts & divided skirts, knitted/crocheted, of synthetic fibres	23.339	1.117.518	578.982	13.486.557
61045900	Women's/girls' skirts & divided skirts, knitted/crocheted, of other textile materials	2.836	112.974	48.446	2.239.182
61046100	Women's/girls' trouser, bib & brace overall, breeches & short, knitted/crocheted, of wool or fine animal hair	-	1.387	-	29.331
61046200	Women's/girls' trouser, bib & brace overall, breeches & short, knitted/crocheted, of cotton	2.519.603	23.506.370	47.432.392	397.734.360
61046300	Women's/girls' trouser, bib & brace overall, breeches & short, knitted/crocheted, of synthetic fibres	1.298.871	7.501.828	24.318.282	156.479.184
61046900	Women's/girls' trouser, bib & brace overall, breeches & short, knitted/crocheted, of other textile materials	504.550	3.669.375	11.935.341	75.311.873
61051000	Men's or boys' shirts, knitted or crocheted, of cotton	132.913	1.751.257	2.636.727	33.003.938
61052010	Men's or boys' shirts, knitted or crocheted, of synthetic fibres	191.681	1.381.703	3.740.528	23.462.027
61052020	Men's or boys' shirts, knitted or crocheted, of artificial fibres	64.584	666.238	1.778.846	15.815.833
61059000	Men's or boys' shirts, knitted or crocheted, of other textile materials	57.880	904.421	427.012	7.095.684
61061000	Women's or girls' blouses, shirts & shirt-blouses, knitted/crocheted, of cotton	412.358	5.306.301	7.268.072	90.733.846
61062000	Women's or girls' blouses, shirts & shirt-blouses, knitted/crocheted, of man-made fibres	115.063	1.065.994	2.643.259	22.898.864
61069000	Women's or girls' blouses, shirts & shirt-blouses, knitted/crocheted, of other textile materials	21.964	526.839	359.983	12.103.394
61071100	Men's or boys' underpants and briefs, knitted or crocheted, of cotton	66.864	689.409	1.392.553	13.369.132
61071200	Men's or boys' underpants and briefs, knitted or crocheted, of man-made fibres	79.538	753.962	1.598.168	19.666.418
61071900	Men's or boys' underpants and briefs, knitted or crocheted, of other textile materials	86.875	786.223	2.511.277	22.011.269
61072100	Men's or boys' nightshirts & pyjamas, knitted or crocheted, of cotton	5.731	162.672	127.092	2.732.746
61072200	Men's or boys' nightshirts & pyjamas, knitted or crocheted, of man-made fibres	7.942	50.336	115.828	1.033.991
61072900	Men's or boys' nightshirts & pyjamas, knitted or crocheted, of other textile materials	113	14.082	119	157.208
61079100	Men's or boys' bathrobes, dressing gowns & similar articles, knitted or crocheted, of cotton	116.703	894.218	600.575	5.281.049
61079900	Men's or boys' bathrobes, dressing gowns & similar articles, knitted or crocheted, of other textile materials	606	5.079	44.345	128.978
61081100	Women's or girls' slips and petticoats, knitted/crocheted, of man-made fibres	4.737	67.563	159.234	1.555.378
61081930	Women's or girls' slips and petticoats, knitted/crocheted, of cotton	6.745	29.103	460.043	3.231.289
61081940	Women's or girls' slips and petticoats, knitted/crocheted, of silk	-	1	-	232
61081990	Women's or girls' slips and petticoats, knitted/crocheted, of other textile materials	30.109	238.713	328.253	4.024.616
61082100	Women's or girls' briefs and panties, knitted/crocheted, of cotton	20.751	175.366	597.216	5.456.842
61082200	Women's or girls' briefs and panties, knitted/crocheted, of man-made fibres	104.536	1.500.033	5.862.429	72.958.283
61082900	Women's or girls' briefs and panties, knitted/crocheted, of other textile materials	97.049	751.279	1.254.183	15.161.107

Tabel 3 : Ekspor Indonesia menurut Komoditi ( Kode HS 8 digit )

		November 2021			
Kode H S	Uraian golongan barang	Berat bersih (Kg)		Nilai F.O.B. ( U S \$ )	
		Bulan ini	Kumulatif	Bulan ini	Kumulatif
(1)	(2)	(3)	(4)	(5)	(6)
61083100	Women's or girls' nightdresses & pyjamas, knitted/crocheted, of cotton	34.604	807.604	738.118	14.236.949
61083200	Women's or girls' nightdresses & pyjamas, knitted/crocheted, of man-made fibres	120.063	1.135.509	3.215.424	26.176.991
61083900	Women's or girls' nightdresses & pyjamas, knitted/crocheted, of other textile materials	1.338	37.901	13.995	959.006
61089100	Women's/girls' negligees, bathrobe, dressing gown & similar articles, knitted/crocheted, of cotton	18.110	594.077	298.732	10.211.799
61089200	Women's/girls' negligees, bathrobe, dressing gown & similar articles, knitted/crocheted, of man-made fibres	59.384	857.022	1.524.006	13.521.773
61089900	Women's/girls' negligees, bathrobe, dressing gown & similar articles, knitted/crocheted, of other textile materials	2.732	26.187	82.851	593.421
61091010	T-shirts, singlets and other vests, knitted or crocheted, of cotton, for men or boys	1.121.495	11.234.491	10.631.506	97.886.712
61091020	T-shirts, singlets and other vests, knitted or crocheted, of cotton, for women or girls	646.134	5.807.076	12.105.148	113.186.697
61099010	T-shirts, singlets and other vests, knitted or crocheted, for men or boys, of ramie, linen or silk	274.212	1.296.657	3.969.242	20.274.550
61099020	T-shirts, singlets and other vests, knitted or crocheted, for men or boys, of other textile materials	528.508	5.064.625	13.957.281	105.562.327
61099030	T-shirts, singlets and other vests, knitted or crocheted, for women or girls, of other textile materials	755.354	9.132.198	11.677.560	97.864.905
61101100	Jerseys, pullovers, cardigans, waistcoats & similar articles, knitted or crocheted, of wool	1.664	33.476	55.469	961.840
61101200	Jerseys, pullovers, cardigans, waistcoats & similar articles, knitted or crocheted, of Kashmir (cashmere) goats	-	4.781	-	142.470
61101900	Jerseys, pullovers, cardigans, waistcoats & similar articles, knitted or crocheted, of other fine animal hair	26.870	386.028	452.190	6.095.967
61102000	Jerseys, pullovers, cardigans, waistcoats & similar articles, of cotton	5.059.560	48.012.724	90.979.443	802.091.327
61103000	Jerseys, pullovers, cardigans, waistcoats & similar articles, of man-made fibres	1.347.957	13.798.539	29.892.235	279.412.185
61109000	Jerseys, pullovers, cardigans, waistcoats & similar articles, of other textile materials	442.934	3.617.123	8.415.915	71.664.897
61112000	Babies' garments and clothing accessories, knitted or crocheted, of cotton	593.736	6.361.523	15.352.133	142.151.081
61113000	Babies' garments and clothing accessories, knitted or crocheted, of synthetic fibres	46.742	1.144.857	1.170.730	26.242.445
61119010	Babies' garments and clothing accessories, knitted or crocheted, of wool or fine animal hair	9.836	33.816	1.565	76.596
61119090	Babies' garments and clothing accessories, knitted or crocheted, of other textile materials	22.490	611.654	334.393	13.371.123
61121100	Track suits, knitted or crocheted, of cotton	27.601	168.221	424.838	3.579.269
61121200	Track suits, knitted or crocheted, of synthetic fibres	66.988	549.827	1.119.709	11.965.029
61121900	Track suits, knitted or crocheted, of other textile materials	8.699	39.903	57.460	287.713
61122000	Ski suits, knitted or crocheted	-	540	-	16.769
61123100	Men's or boys' swimwear, knitted or crocheted, of synthetic fibres	410	10.263	11.317	352.913
61123900	Men's or boys' swimwear, knitted or crocheted, of other textile materials	37.562	812.657	445.999	15.273.768
61124110	Mastectomy Swimwear (post breast surgery swimwear), of synthetic fibres	316.289	1.760.347	8.625.241	51.095.377
61124190	Other women's or girls' swimwear, of synthetic fibres	145.850	1.336.757	4.552.921	47.416.359
61124910	Mastectomy Swimwear (post breast surgery swimwear), of other textile materials	85	53.329	1.070	1.620.598
61124990	Other women's or girls' swimwear, of other textile materials	7.459	55.837	454.848	3.336.572
61130010	Divers' suit (wetsuit), made up of knitted/crocheted fabrics of heading 59.03, 59.06 or 59.07	41	497	3.574	24.554
61130040	Other protective work garments, made up of knitted/crocheted fabrics of heading 59.03, 59.06 or 59.07	1.703	1.804	29.359	30.057
61130090	Other garments, made up of knitted or crocheted fabrics of heading 59.03, 59.06 or 59.07	4.938	166.491	156.693	3.452.415

Tabel 3 : Ekspor Indonesia menurut Komoditi ( Kode HS 8 digit )

November 2021

Kode H S	Uraian golongan barang	Berat bersih (Kg)		Nilai F.O.B. ( U S \$ )	
		Bulan ini	Kumulatif	Bulan ini	Kumulatif
(1)	(2)	(3)	(4)	(5)	(6)
61142000	Garments; of cotton, knitted or crocheted, n.e.c. in chapter 61	174.977	1.433.498	2.572.260	21.535.999
61143020	Garments used for protection from fire of man-made fibres, knitted or crocheted	34.887	272.893	1.059.676	7.837.075
61143090	Other garments, knitted or crocheted, of man-made fibres	96.901	1.437.889	1.985.023	29.757.466
61149010	Other garments, knitted or crocheted, of wool or fine animal hair	-	1	-	2
61149090	Other garments, knitted/crocheted, of other textile materials (excl. wool or fine animal hair)	107.640	1.218.655	2.429.565	18.436.731
61151010	Stockings for varicose veins, of synthetic fibres, knitted or crocheted	2	3	5	25
61151090	Oth graduated compression hosiery, exc stockings for varicose veins, of synthetic fibres, knitted or crocheted	191	15.788	3.256	194.516
61152100	Hosiery; panty hose and tights (other than graduated compression hosiery), of synthetic fibres, measuring per single yarn less than 67 decitex, knitted or crocheted	21	22.291	1.277	892.635
61152200	Hosiery; panty hose and tights (other than graduated compression hosiery), of synthetic fibres, measuring per single yarn 67 decitex or more, knitted or crocheted	148	2.366	8.418	122.341
61152910	Other panty hose and tights, knitted/crocheted, of cotton	3.189	2.087.667	15.205	25.429.615
61152990	Other panty hose and tights, knitted/crocheted, of other textile material (excl. cotton)	2.697	21.562	162.269	600.589
61153010	Oth women full-length/knee-length hosiery, knitted/crocheted, measuring per single yarn < 67 decitex, of cotton	-	224	-	11.185
61153090	Oth women full-length/knee-length hosiery, knitted/crocheted, measuring per single yarn < 67 decitex, of other textile material	170	1.882	394	13.723
61159400	Footwear without applied soles, knitted/crocheted of wool or fine animal hair	-	470	-	604
61159500	Footwear without applied soles, knitted/crocheted of cotton measure per single yarn >= 67 decitex, of cotton	1.028.850	6.290.878	11.684.863	69.065.485
61159600	Footwear without applied soles, knitted/crocheted of synthetic fibres	18.485	219.979	359.164	3.805.615
61159900	Footwear without applied soles, knitted/crocheted of other textile materials	57.249	652.459	1.026.024	10.618.340
61161010	Divers' gloves, knitted or crocheted, impregnated, coated or covered with plastics or rubber	105.121	663.777	450.150	3.354.851
61161090	Other gloves, mittens and mitts, knitted or crocheted, impregnated, coated or covered with plastics or rubber	27.336	305.703	1.357.133	13.694.769
61169100	Glove, mitten & mitt, knitted/crocheted, not impregnated & coated/covered with plastics or rubber, of wool/fine animal hair	1.456	7.217	47.362	203.229
61169200	Glove, mitten & mitt, knitted/crocheted, not impregnated & coated/covered with plastics or rubber, of cotton	34.881	282.475	129.123	1.042.013
61169300	Glove, mitten & mitt, knitted/crocheted, not impregnated & coated/covered with plastics or rubber, of synthetic fibres	185.639	1.871.160	6.082.613	53.267.477
61169900	Glove, mitten & mitt, knitted/crocheted, not impregnated & coated/covered with plastics or rubber, of textile materials	648.084	7.693.614	1.283.319	14.835.059
61171010	Shawls, scarves, mufflers, mantillas, veils & the like, knitted/crocheted, of cotton	2.404	68.520	190.934	1.158.162
61171090	Shawls, scarves, mufflers, mantillas, veils & the like, knitted/crocheted, of other textile materials	9.719	137.044	331.587	1.359.170
61178011	Ties, bow ties & cravats, knitted/crocheted, of wool or fine animal hair	24	791	4.093	55.330
61178019	Ties, bow ties & cravats, knitted/crocheted, of other textile materials	79	33.933	10.150	2.447.612
61178020	Wrist bands, knee bands or ankle bands, knitted/crocheted	1	2.542	40	15.394

Tabel 3 : Ekspor Indonesia menurut Komoditi ( Kode HS 8 digit )

		November 2021			
Kode H S	Uraian golongan barang	Berat bersih (Kg)		Nilai F.O.B. ( U S \$ )	
		Bulan ini	Kumulatif	Bulan ini	Kumulatif
(1)	(2)	(3)	(4)	(5)	(6)
61178090	Other made up clothing accessories, knitted or crocheted	48.854	250.121	879.605	4.296.779
61179000	Parts of garments or of clothing accessories, knitted or crocheted	291	7.739	8.583	83.875
62011100	Men/boys' overcoat, raincoat, car-coat, cape, cloak & similar articles, oth those of heading 62.03, of wool/fine animal hair	10.411	119.392	985.557	6.990.417
62011200	Men/boys' overcoat, raincoat, car-coat, cape, cloak & similar articles, oth those of heading 62.03, of cotton	1.351	127.789	31.899	2.726.405
62011300	Men/boys' overcoat, raincoat, car-coat, cape, cloak & similar articles, oth those of heading 62.03, of man-made fibres	140.645	2.112.184	6.494.252	73.604.552
62011910	Men/boys' overcoat, raincoat, car-coat, cape, cloak & similar articles, oth those of heading 62.03, of silk	4.912	39.351	220.534	1.359.140
62011920	Men/boys' overcoat, raincoat, car-coat, cape, cloak & similar articles, oth those of heading 62.03, of ramie	5.653	109.306	115.550	4.213.633
62011990	Men/boys' overcoat, raincoat, car-coat, cape, cloak & similar articles, oth those of heading 62.03, of oth textile material	240.100	3.619.622	11.070.755	159.360.712
62019100	Men/boys' anorak (incl ski-jacket), wind-cheater, wind-jacket & similar articles, oth head 62.03, of wool/fine hair animal	-	595	-	39.028
62019200	Men/boys' anorak (incl ski-jacket), wind-cheater, wind-jacket & similar articles, oth head 62.03, of cotton	240.091	2.320.037	2.936.415	25.100.406
62019300	Men/boys' anorak (incl ski-jacket), wind-cheater, wind-jacket & similar articles, oth head 62.03, of man-made fibres	281.609	4.174.883	11.177.274	145.452.805
62019990	Men/boys' anorak (incl ski-jacket), wind-cheater, wind-jacket & similar articles, oth head 62.03, of other textile material	37.859	244.631	830.812	7.551.995
62021100	Women/girls' overcoat, raincoat, car-coat, cape, cloak & similar articles, oth those of heading 62.04, of wool/fine animal hair	7.885	55.843	802.825	4.592.073
62021200	Women/girls' overcoat, raincoat, car-coat, cape, cloak & similar articles, oth those of heading 62.04, of cotton	1.201	26.490	71.651	679.235
62021300	Women/girls' overcoat, raincoat, car-coat, cape, cloak & similar articles, oth those of heading 62.04, of man-made fibres	72.024	1.061.483	3.134.268	38.199.804
62021910	Women/girls' overcoat, raincoat, car-coat, cape, cloak & similar articles, oth those of heading 62.04, of silk	777	20.054	15.941	539.364
62021920	Women/girls' overcoat, raincoat, car-coat, cape, cloak & similar articles, oth those of heading 62.04, of ramie	285	290	11.322	11.343
62021990	Women/girls' overcoat, raincoat, car-coat, cape, cloak & similar articles, oth those of heading 62.04, of oth textile material	40.016	859.520	1.226.682	20.379.979
62029100	Women/girls' anorak (incl ski-jacket), wind-cheater & jacket, & similar article, oth head 62.04, of wool/fine hair animals	-	1	-	14
62029200	Women/girls' anorak (incl ski-jacket), wind-cheater & jacket, & similar articles, oth head 62.04, of cotton	4.586	51.197	191.415	1.296.706
62029300	Women/girls' anorak (incl ski-jacket), wind-cheater & jacket, & similar articles, oth head 62.04, of man-made fibres	258.773	3.366.989	9.096.816	82.110.356
62029990	Women/girls' anorak (incl ski-jacket), wind-cheater & jacket, & similar articles, oth head 62.04, of other textile material	3.475	122.498	118.694	3.705.478
62031100	Men's or boys' suits, of wool or fine animal hair	87.663	730.873	625.750	8.679.694
62031200	Men's or boys' suits, of synthetic fibres	105.519	744.597	2.701.371	15.041.235
62031911	Men's or boys' suits, of cotton, printed by traditional batik process	458	14.599	2.957	268.033
62031919	Men's or boys' suits, of cotton, not printed by traditional batik process	50.498	235.171	890.057	4.340.183
62031921	Men's or boys' suits, of silk, printed by traditional batik process	350	46.904	15.999	1.196.926
62031929	Men's or boys' suits, of silk, not printed by traditional batik process	-	42.630	-	867.651

Tabel 3 : Ekspor Indonesia menurut Komoditi ( Kode HS 8 digit )

November 2021

Kode H S	Uraian golongan barang	Berat bersih (Kg)		Nilai F.O.B. ( U S \$ )	
		Bulan ini	Kumulatif	Bulan ini	Kumulatif
(1)	(2)	(3)	(4)	(5)	(6)
62031990	Men's or boys' suits,of other textile material (exc. cotton& silk)	235.030	2.009.256	5.165.395	44.052.901
62032290	Men's or boys' ensemble, of cotton, not printed by traditional batik process	4	20.814	273	405.214
62032300	Men's or boys' ensemble, of synthetic fibres	1	66	24	3.726
62032990	Men's or boys' ensemble, of other textile materials exc. wool or fine animal hair	1.183	3.290	1.660	9.014
62033100	Men's or boys' jackets & blazers, of wool/fine animal hair	9.216	163.446	465.125	8.492.655
62033210	Men's or boys' jackets & blazers, of cotton, printed by traditional batik process	-	5.074	-	25.690
62033290	Men's or boys' jackets & blazers, of cotton,not printed by traditional batik process	106.971	1.333.577	2.996.239	31.839.851
62033300	Men's or boys' jackets & blazers, of synthetic fibres	120.829	1.173.415	1.935.751	21.593.557
62033900	Men's or boys' jackets & blazers,of other textile materialsexc.wool/fine animal hair,cotton&synthetic fibres	255.499	2.398.200	10.731.912	81.347.199
62034100	Men's or boys' trouser,bib & brace overall,breeche & short(oth swimwear) of wool/fine animal hair	7.353	97.740	437.795	5.259.790
62034210	Men's or boys' bibs & brace overalls, of cotton	14.600	53.115	534.457	1.834.959
62034290	Men's or boys' trousers, breeches & shorts (oth swimwear),of cotton	1.381.857	13.990.384	26.803.123	241.022.162
62034300	Men's or boys' trouser,bib & brace overall,breeche & shorts(oth swimwear), of synthetic fibres	718.584	6.604.368	20.438.294	185.041.349
62034910	Men's or boys' trouser,bib & brace overall,breeche & shorts(oth swimwear), of silk	48.674	330.844	1.880.660	13.303.749
62034990	Men's or boys' trouser,bib & brace overall,breeche & shorts(oth swimwear) of other textile materials except silk	809.287	7.682.219	6.902.605	47.745.227
62041100	Women's or girls' suits, of wool or fine animal hair	200	7.974	17.729	284.004
62041210	Women's or girls' suits, of cotton, printed by traditional batik process	162	1.935	2.276	25.912
62041290	Women's or girls' suits, of cotton, not printed bytraditional batik process	34.767	514.150	967.248	12.003.845
62041300	Women's or girls' suits, of synthetic fibres	14.506	240.991	604.797	6.527.671
62041911	Women's or girls' suits, of silk, printed by traditional batik process	2	45	33	491
62041919	Women's or girls' suits, of silk,not printed by traditional batik process	14.496	391.031	348.755	7.563.995
62041990	Women's or girls' suits, of other textile materials exceptsilk	56.330	674.722	1.046.111	18.507.914
62042100	Women's or girls' ensembles, of wool or fine animal hair	-	372	-	6.210
62042210	Women's or girls' ensembles, of cotton, printed by traditional batik process	-	1.896	-	59.986
62042290	Women's or girls' ensembles,of cottons, not printed by traditional batik process	1	47.078	22	67.090
62042300	Women's or girls' ensembles, of synthetic fibres	120	3.084	7.162	75.310
62042910	Women's or girls' ensembles, of silk	-	124.045	-	1.554.380
62042990	Women's or girls' ensembles, of other textile material sexcept silk	20.533	151.709	1.203.933	9.174.144
62043100	Women's or girls' jackets and blazers,of wool/fine animal hair	6.240	47.974	289.357	2.767.982
62043210	Women's or girls' jackets and blazers,of cotton, printed by traditional batik process	-	38	-	385
62043290	Women's or girls' jackets and blazers,of cotton,not printed by traditional batik process	18.736	302.828	897.408	9.280.092
62043300	Women's or girls' jackets and blazers,of synthetic fibres	76.017	869.816	2.148.853	19.506.944
62043911	Women's or girls' jackets and blazers,of silk, printed by traditional batik process	-	118	-	1.445
62043919	Women's or girls' jackets and blazers,of silk,not printed by traditional batik process	64	637	480	10.415
62043990	Women's or girls' jackets and blazers,of other textile materials except silk	2.632	51.971	95.308	1.417.805
62044100	Women's or girls' dresses, of wool or fine animal hair	16	7.997	1.499	227.437
62044210	Women's or girls' dresses, of cotton,printed by traditional batik process	22	16.822	1.076	639.819

Tabel 3 : Ekspor Indonesia menurut Komoditi ( Kode HS 8 digit )

November 2021

Kode H S	Uraian golongan barang	Berat bersih (Kg)		Nilai F.O.B. ( U S \$ )	
		Bulan ini	Kumulatif	Bulan ini	Kumulatif
(1)	(2)	(3)	(4)	(5)	(6)
62044290	Women's or girls' dresses, of cotton, not printed by traditional batik process	169.196	2.941.531	4.260.678	63.557.026
62044300	Women's or girls' dresses, of synthetic fibres	363.386	4.032.861	11.522.823	126.495.131
62044400	Women's or girls' dresses, of artificial fibres	56.856	2.125.481	1.618.603	56.103.780
62044910	Women's or girls' dresses, of other textile material, printed by traditional batik process	681	8.215	17.490	436.407
62044990	Women's or girls' dresses, of other textile material, not printed by traditional batik process	176.238	1.708.179	3.388.088	33.856.544
62045100	Women's or girls' skirts and divided skirts, of wool or fine animal hair	1.356	18.696	89.065	878.560
62045210	Women's or girls' skirts and divided skirts, of cotton, printed by traditional batik process	1.569	9.326	64.619	375.896
62045290	Women's or girls' skirts and divided skirts, of cotton, not printed by traditional batik process	52.237	1.059.647	1.608.968	23.910.666
62045300	Women's or girls' skirts and divided skirts, of synthetic fibres	80.389	757.647	2.873.924	21.582.727
62045910	Women's or girls' skirts and divided skirts, of other textile materials, printed by traditional batik process	688	3.516	24.364	139.591
62045990	Women's or girls' skirts and divided skirts, of other textile materials, not printed by traditional batik process	49.857	780.129	725.174	13.926.972
62046100	Women's/girls' trouser, bib & brace overall, breeche & short, (other swimwear), of wool or fine animal hair	2.146	23.883	128.522	1.144.616
62046200	Women's/girls' trouser, bib & brace overall, breeche & short, (other swimwear), of cotton	763.860	6.621.867	15.986.686	135.284.674
62046300	Women's/girls' trouser, bib & brace overall, breeche & short, (other swimwear), of synthetic fibres	484.911	4.079.971	10.597.255	95.565.116
62046900	Women's/girls' trouser, bib & brace overall, breeche & short, (other swimwear), of other textile materials	589.802	5.795.053	13.310.663	109.287.320
62052010	Men's or boys' shirts, of cotton, printed by traditional batik process	107	3.521	2.684	18.483
62052020	Men's or boys' shirts, of cotton, barong tagalog	170	9.206	2.773	293.340
62052090	Men's or boys' shirts, of cotton, not printed by traditional batik process or barong tagalog	568.380	5.540.506	14.743.960	146.123.427
62053010	Men's or boys' shirts, of man-made fibres, barong tagalog	3.701	84.623	87.452	1.251.435
62053090	Men's or boys' shirts, of man-made fibres, other than barong tagalog	397.755	3.419.412	5.434.630	62.625.963
62059010	Men's or boys' shirts, of wool or fine animal hair	25	8.214	1.740	388.073
62059091	Men's/boys' shirts, of other textile materials exc wool/fine animal hair, printed by traditional batik process	13.313	195.437	474.138	5.943.559
62059092	Men's/boys' shirts, of other textile materials exc wool/fine animal hair, barong tagalog	-	1	-	10
62059099	Men/boy shirt, of other textile material exc wool/fine animal hair, not printed by traditional batik process/barong tagalog	108.439	934.485	2.379.030	21.494.532
62061010	Women's or girls' blouses, shirts and shirt-blouses, of silk/silk waste, printed by traditional batik process	2	3	87	232
62061090	Women's or girls' blouses, shirts and shirt-blouses, of silk/silk waste, not printed by traditional batik process	35.268	392.109	832.434	9.790.506
62062000	Women's or girls' blouses, shirts and shirt-blouses, of wool or fine animal hair	337	13.576	45.249	380.998
62063010	Women's or girls' blouses, shirts & shirt-blouses, of cotton, printed by traditional batik process	5.217	127.482	289.014	3.451.349
62063090	Women's or girls' blouses, shirts & shirt-blouses, of cotton, not printed by traditional batik process	418.607	3.032.097	12.566.401	92.015.303
62064000	Women's or girls' blouses, shirts & shirt-blouses, of man-made fibres	1.185.010	10.221.968	32.991.893	280.237.149
62069000	Women's or girls' blouses, shirts & shirt-blouses, of other textile materials	50.729	596.313	1.009.347	15.719.363
62071100	Men's or boys' underpants and briefs, of cotton	48.423	704.571	946.573	14.725.925
62071900	Men's or boys' underpants and briefs, of other textile materials	1.964	39.439	12.880	492.118
62072110	Men's or boys' nightshirts and pyjamas, of cotton, printed by traditional batik process	1	48	52	1.983



Tabel 3 : Ekspor Indonesia menurut Komoditi ( Kode HS 8 digit )

		November 2021			
Kode H S	Uraian golongan barang	Berat bersih (Kg)		Nilai F.O.B. ( U S \$ )	
		Bulan ini	Kumulatif	Bulan ini	Kumulatif
(1)	(2)	(3)	(4)	(5)	(6)
62072190	Men's or boys' nightshirts and pyjamas, of cotton, notprinted by traditional batik process	922	130.738	18.576	2.016.040
62072200	Men's or boys' nightshirts and pyjamas, of man-made fibres	4.573	22.085	56.270	311.176
62072990	Men's or boys' nightshirt & pyjamas, of oth textile material exc silk/cotton/man-made fibres	-	29.181	-	155.686
62079100	Men's or boys' singlet & oth vest, bathrobe, dressing gown & similar articles, of cotton	12.788	290.520	278.760	4.499.856
62079910	Men's or boys' singlet & oth vest, bathrobe, dressing gown & similar articles, of man-made fibres	6.343	48.480	287.479	2.338.303
62079990	Men/boy singlet & oth vest, bathrobe, dressing gown & similar, of oth textile materials exc cotton/silk/man-made fibres	34.745	748.007	263.951	4.318.996
62081100	Women's or girls' slips and petticoats, of man-made fibres	75.204	693.190	1.929.188	14.047.177
62081900	Women's or girls' slips and petticoats, of other textile materials	18.698	560.083	337.015	7.458.780
62082110	Women's or girls' nightdresses & pyjamas, of cotton, printed by traditional batik process	-	1.476	-	44.124
62082190	Women's or girls' nightdresses & pyjamas, of cotton, not printed by traditional batik process	60.746	460.456	1.518.892	10.556.096
62082200	Women's or girls' nightdresses and pyjamas, of man-made fibres	147.953	980.744	5.490.552	36.565.217
62082910	Women's or girls' nightdresses and pyjamas, of other textile materials, printed by traditional batik process	-	2.750	-	15.740
62082990	Women's or girls' nightdresses and pyjamas, of other textile materials, not printed by traditional batik process	7.361	285.260	72.848	4.708.822
62089110	Women/girl singlet & oth vest, brief, panty, negligee, bathrobe, & similar, of cotton, printed by traditional batik process	4.604	23.670	126.281	743.474
62089190	Women/girl singlet & oth vest, brief, panty, negligee, bathrobe, & similar, of cotton, not printed by traditional batik process	23.397	113.559	824.224	4.223.472
62089210	Women/girl singlet & oth vest, brief, panty, negligee, bathrobe, & similar, of man-made fibres, printed by traditional batik	804	29.201	59.302	506.593
62089290	Women/girl singlet & oth vest, brief, panty, negligee, bathrobe, & similar, of man-made fibres, not printed by traditional batik	24.287	189.904	725.614	4.647.257
62089910	Women/girl singlet & oth vest, brief, panty, negligee, bathrobe, & similar, of wool/fine animal hair	-	184	-	7.693
62089990	Women/girl singlet & oth vest, brief, panty, negligee, bathrobe, & similar, of oth textile materials exc wool/fine animal hair	8.309	51.261	59.946	921.453
62092030	Babies's t-shirts, shirts, pyjamas and similar articles, of cotton	81.910	657.022	569.646	4.817.030
62092040	Babies's suits, pants and similar articles, of cotton	71.848	843.930	433.446	4.436.930
62092090	Other babies's garment & clothing accessories (exc t-shirt, shirt, pyjama, suit, pant & similar articles), of cotton	48.793	308.135	1.739.589	9.278.818
62093010	Babies's suits, pants and similar articles, of synthetic fibres	76.174	344.304	1.251.904	7.395.016
62093030	Babies's t-shirts, shirts, pyjamas and similar articles, of synthetic fibres	18.340	79.435	559.745	1.229.520
62093040	Babies's clothing accessories of synthetic fibres	716	8.933	3.618	35.484
62093090	Other babies's garment & clothing accessories (exc t-shirt, shirt, pyjama, suit, pant & similar articles), of synthetic fibres	5.539	39.479	36.976	825.298
62099000	Babies' garments and clothing accessories, of other textile materials	6.707	102.813	162.289	1.993.049
62101011	Garments used for protection from chemical substances, radiation or fire, of fabrics of heading 56.02 or 56.03	-	189	-	4.114
62101019	Other protective work garment (exc used for protection from chemical substance, radiation/fire), of fabric head 5602/5603	13.905	307.655	70.761	2.262.419

Tabel 3 : Ekspor Indonesia menurut Komoditi ( Kode HS 8 digit )

		November 2021			
Kode H S	Uraian golongan barang	Berat bersih (Kg)		Nilai F.O.B. ( U S \$ )	
		Bulan ini	Kumulatif	Bulan ini	Kumulatif
(1)	(2)	(3)	(4)	(5)	(6)
62101090	Garments of fabrics of heading 56.02 or 56.03, other than protective work garments	88.493	1.019.079	656.342	7.856.593
62102020	Garment used for protection from fire,of the type described in subheadings 6201.11 to 6201.19	3.586	71.899	307.925	4.653.578
62102040	Oth protective work garment,not used for protect from firechemical/radiation,of the type described in 6201.11-6201.19	-	65	-	1.619
62102090	Other garments,of the type described in subheadings 6201.11to 6201.19, exc protective work garments	289	4.271	3.622	199.770
62103020	Garment used for protection from fire,of the type described in subheadings 6202.11 to 6202.19	-	636	-	9.947
62103030	Garment use for protect from chemical substance/radiationof the type described in subheadings 6202.11 to 6202.19	-	138	-	3.129
62103040	Oth protective work garment,not used for protect from firechemical/radiation,of the type described in 6202.11-6202.19	-	5	-	37
62103090	Other garments,of the type described in subheadings 6202.11to 6202.19, exc protective work garments	115	4.807	5.366	56.716
62104010	Men's or boys' garments, used for protection from fire	9.759	56.194	585.097	2.621.666
62104020	Men's or boys' garments, used for protection from chemicals substances or radiation	-	152	-	305
62104090	Other men's or boys' protective work garments (exc used for protection from fire/chemical substances/radiation)	46.045	429.974	2.191.268	17.258.953
62105010	Women's or girls' garments, used for protection from fire	15.614	368.155	176.177	3.362.389
62105090	Other women's or girls' protective work garments (exc used for protection from fire/chemical substances/radiation)	376.968	4.330.092	10.401.969	129.308.454
62111100	Men's or boys' swimwear	107.070	458.065	4.070.375	17.027.230
62111200	Women's or girls' swimwear	26.318	334.951	1.912.493	17.778.096
62112000	Ski suits	970	11.853	830	138.542
62113210	Garments for fencing or wrestling,of cotton,men's or boy's	409	8.674	5.344	266.448
62113220	Pilgrimage robes (Ehram), of cotton, men's or boys'	-	0	-	154
62113290	Other garments exc for fencing/wrestling/pilgrimage robes(ehram), men's or boy's	165.487	739.729	1.500.622	9.360.669
62113310	Garments for fencing or wrestling,of man-made fibres,men's or boy's	53.050	449.594	629.038	8.075.779
62113320	Garments used for protection from fire, of man-made fibres,men's or boy's	-	1.481	-	88.633
62113330	Garments used for protection from chemical substances or radiation, of man-made fibres, men's or boy's	-	2	-	11
62113390	Other garments,of man-made fibres,men's/boys',exc use for protect from fire/chemical/radiation/for fencing/wrestling	118.845	1.924.099	1.437.731	26.858.803
62113990	Oth garment,of oth textile material,men's/boys',exc use for protect from fire/chemical/radiation/for fencing/wrestling	108.852	635.117	872.165	5.887.599
62114210	Garments for fencing or wrestling,of cotton,women's/girl's	3.392	12.890	62.336	178.386
62114220	Prayer cloaks, of cotton, women's or girl's	10.613	141.244	365.556	3.521.612
62114290	Other garments exc for fencing/wrestling/prayer cloaks, of cotton, women's or girl's	49.211	338.384	1.589.726	10.139.588
62114310	Surgical gowns, of man-made fibres, women's or girl's	86.051	1.557.731	907.862	15.861.776
62114320	Prayer cloaks, of man-made fibres, women's or girl's	393	16.774	3.986	83.837
62114330	Anti-explosive protective suits, of man-made fibres,women's or girl's	1	3.335	13	120.846
62114340	Garments for fencing/wrestling,of man-made fibres,women's or girl's	-	7.390	-	183.508
62114360	Flyers' coveralls, of man-made fibres, women's or girl's	1	1	21	21
62114390	Other garments, women's or girls', of man-made fibres	118.226	1.368.320	3.541.596	37.496.523
62114910	Garments for fencing or wrestling,of oth textile materials,women's or girl's	8	4.166	27	6.384
62114920	Garments for used for protection from chemical substance,radiation or fire,of oth textile materials,women's or girls'	-	10.872	-	253.604
62114931	Prayer cloaks,of wool or fine animal hair,women's or girl's	-	10	-	88

Tabel 3 : Ekspor Indonesia menurut Komoditi ( Kode HS 8 digit )

		November 2021			
Kode H S	Uraian golongan barang	Berat bersih (Kg)		Nilai F.O.B. ( U S \$ )	
		Bulan ini	Kumulatif	Bulan ini	Kumulatif
(1)	(2)	(3)	(4)	(5)	(6)
62114939	Prayer cloaks,except of wool or fine animal hair,women's or girl's	-	2.743	-	33.223
62114940	Other garments, of wool or fine animal hair, women's or girl's	-	297	-	2.893
62114990	Other garments,except of wool or fine animal hair,women's or girl's	45.006	502.184	517.313	6.781.035
62121011	Mastectomy bra (post breast surgery bra),of cotton, whether or not knitted or crocheted	6	813	235	25.277
62121019	Other brassieres exc mastectomy bra,of cotton, whether or not knitted or crocheted	278.127	2.518.456	12.480.820	101.340.556
62121091	Mastectomy bra (post breast surgery bra),of other textile,materials, whether or not knitted or crocheted	217.361	1.772.786	10.829.278	81.980.546
62121099	Oth brassieres exc mastectomy bra,of oth textile materials,whether or not knitted or crocheted	667.594	6.295.809	26.294.975	237.870.753
62122010	Girdles and panty-girdles,of cotton,whether or not knitted or crocheted	1	16.860	305	560.280
62122090	Girdles and panty-girdles,of other textile material,whether or not knitted or crocheted	7.125	57.798	298.640	1.968.915
62123010	Corselettes,of cotton,whether or not knitted or crocheted	-	1.464	-	43.632
62123090	Corselettes,of other textile materials,whether or not knitted or crocheted	18.867	166.807	300.985	3.003.425
62129011	Compression garment of a kind use for the treatment of scar tissue & skin grafts,of cotton,whether/not knitted/crocheted	-	224	-	13.985
62129012	Athletic supporters, of cotton, whether or not knitted or crocheted	-	1	-	4
62129019	Braces,suspenders,garters & similar & parts,whether or not knitted or crocheted,of cotton	237	9.386	9.675	477.101
62129091	Compression garment,use for treatment of scar tissue& skin graft,of oth textile material,whether/not knitted/crocheted	-	441	-	17.239
62129099	Braces,suspenders,garters & similar & parts,whether or not knitted or crocheted,of other textile materials	11.830	94.301	424.258	3.360.561
62132090	Handkerchiefs, of cotton, not printed by the traditional batik process	1	1.279	30	11.260
62139011	Handkerchiefs,of silk/silk waste,printed by the traditional batik process	-	0	-	10
62139019	Handkerchiefs, of silk or silk waste, not printed by the traditional batik process	-	28	-	22
62139099	Handkerchiefs,of oth textile materials exc cotton/silk/silk waste,not printed by the traditional batik process	-	74	-	1.110
62141010	Shawl,scarve,muffler,mantilla,veil & the like,of silk/silk waste,printed by the traditional batik process	221	5.848	1.379	72.554
62141090	Shawl,scarve,muffler,mantilla,veil & the like,of silk/silk waste,not printed by the traditional batik process	665	10.731	9.953	74.550
62142000	Shawls,scarves,mufflers,mantillas,veils & the like,of wool or fine animal hair	6	197	4.802	126.370
62143010	Shawl,scarve,muffler,mantilla,veil & the like,of synthetic fibres, printed by the traditional batik process	-	17.683	-	86.462
62143090	Shawl,scarve,muffler,mantilla,veil & the like,of synthetic fibres, not printed by the traditional batik process	3.406	23.119	43.622	454.493
62144010	Shawl,scarve,muffler,mantilla,veil & the like,of artificial fibres, printed by the traditional batik process	-	3	-	6
62144090	Shawl,scarve,muffler,mantilla,veil & the like,of artificial fibres, not printed by the traditional batik process	278	6.589	2.799	87.570
62149010	Shawls,scarves,mufflers,mantillas,veils & the like,of other textile materials, printed by the traditional batik process	-	15	-	53
62149090	Shawls,scarves,mufflers,mantillas,veils & the like,of other textile material,not printed by traditional batik process	2.551	46.230	28.713	422.117

Tabel 3 : Ekspor Indonesia menurut Komoditi ( Kode HS 8 digit )

November 2021

Kode H S	Uraian golongan barang	Berat bersih (Kg)		Nilai F.O.B. ( U S \$ )	
		Bulan ini	Kumulatif	Bulan ini	Kumulatif
(1)	(2)	(3)	(4)	(5)	(6)
62151010	Ties,bow ties & cravat,of silk or silk waste,printed by the traditional batik process	-	18	-	531
62151090	Ties,bow ties & cravat,of silk or silk waste,not printed by the traditional batik process	-	83	-	883
62152090	Ties,bow ties and cravats,of man-made fibres,not printed by the traditional batik process	-	609	-	17.388
62159090	Ties,bow ties and cravats,of other textile materials,notprinted by the traditional batik process	-	298	-	1.522
62160010	Protective work gloves, mittens and mitts	125.043	925.611	4.852.031	35.868.559
62160091	Other gloves, mittens and mitts,of wool or fine animal hair	185	1.061	2.616	15.338
62160092	Other gloves, mittens and mitts,of cotton	-	99	-	568
62160099	Other gloves, mittens and mitts,of oth textile material excwool or fine animal hair or cotton	31.103	287.569	1.620.684	15.881.775
62171010	Judo belts, other than those of heading 62.12	1.157	21.848	88.005	1.387.752
62171090	Other clothing accessories except judo belts, other thanthose of heading 62.12	36.241	286.233	374.936	3.981.448
62179000	Parts of garments or of clothing accessories, other thanthose of heading 62.12	780	12.081	22.460	217.191
63011000	Electric blankets	217.679	1.101.651	2.750.055	12.593.593
63012000	Blankets (other than electric blanket) and travelling rugs,of wool or of fine animal hair	13.175	45.108	570.996	1.794.500
63013010	Blankets (other than electric blanket) and travelling rugs,of cotton, printed by traditional process	-	3.290	-	106.625
63013090	Blankets (other than electric blanket) and travelling rugs,of cotton,not printed by traditional process	1.177	11.994	30.084	222.920
63014010	Blankets (other than electric blanket) and travelling rugs,of nonwoven fabrics	550	77.883	7.184	938.928
63014090	Blankets (other than electric blanket) and travelling rugs,of synthetic fibres other than nonwoven fabrics	64.657	413.062	449.149	2.943.180
63019010	Other blankets and travelling rugs, of nonwoven fabrics	16	129	79	2.496
63019090	Other blankets & travelling rugs,of synthetic fibres otherthan nonwoven fabrics	35.376	176.940	420.122	2.255.000
63021000	Bed linen, knitted or crocheted	20.002	158.010	132.692	1.104.820
63022100	Bed linen; of cotton, printed, not knitted or crocheted	1.512	13.818	20.410	189.118
63022210	Other bed linen, printed, of nonwoven fabrics	306	2.813	5.043	5.944
63022290	Other bed linen, printed, of man-made fibres, other thannonwoven fabrics	995	8.192	61.847	253.064
63022900	Bed linen; of textile materials (other than cotton or man-made fibres), printed, not knitted or crocheted	480	2.871	1.669	32.519
63023100	Bed linen; of cotton (not printed, knitted or crocheted)	4.016	14.631	43.952	216.160
63023210	Other bed linen,not printed/knitted/crocheted, of non woven fabrics	52	52	1.128	1.128
63023290	Other bed linen,not printed/knitted/crocheted, of man-madefibres other than nonwoven fabrics.	161	42.704	5.527	848.090
63023900	Bed linen; of textile materials other than cotton or man-made fibres (not printed, knitted or crocheted)	416	19.152	14.407	540.981
63024000	Table linen, knitted or crocheted	10	899	83	12.221
63025190	Table linen,not knitted/crocheted,of cotton,not printed bytraditional batik process	229	4.595	2.744	81.648
63025300	Table linen,not knitted/crocheted,of man-made fibres	31	806	1.148	16.991
63025990	Table linen, not knitted or crocheted, of other textilematerials except flax	10.055	58.325	74.184	500.203
63026000	Toilet linen and kitchen linen,of terry towelling/similarterry fabrics, of cotton	85.315	1.683.789	739.893	12.412.961
63029100	Toilet linen and kitchen linen,oth than of terry towellingor similar terry fabrics, of cotton	81.903	455.446	588.904	3.170.054
63029300	Toilet linen and kitchen linen,oth than of terry towellingor similar terry fabrics, of man-made fibres	-	383	-	2.045
63029990	Toilet linen and kitchen linen,oth than of terry towellingor similar terry fabrics, of other textile materials exc flax	335	5.723	754	51.013

Tabel 3 : Ekspor Indonesia menurut Komoditi ( Kode HS 8 digit )

November 2021

Kode H S	Uraian golongan barang	Berat bersih (Kg)		Nilai F.O.B. ( U S \$ )	
		Bulan ini	Kumulatif	Bulan ini	Kumulatif
(1)	(2)	(3)	(4)	(5)	(6)
63031200	Curtains (including drapes) & interior blinds;curtain/bedvalances, knitted/crocheted,of synthetic fibres	10.235	247.349	147.442	2.795.059
63031910	Curtains (including drapes) & interior blinds;curtain/bedvalances, knitted/crocheted,of cotton	37	8.418	600	58.512
63031990	Curtain (incl drapes)&interior blinds;curtain/bed valances,knitte/crochete,of oth textile material exc cotton/synthetic	1.274	25.898	6.794	114.480
63039100	Curtains (including drapes) & interior blinds;curtain/bedvalances,not knitted/crocheted,of cotton	166	5.656	1.616	58.018
63039200	Curtains (including drapes) & interior blinds;curtain/bedvalances,not knitted/crocheted,of synthetic fibres	53.788	526.973	613.398	5.498.760
63039900	Curtain (incl drape)&interior blind;curtain/bed valance,notknitte/crochete,of oth textile material exc cotton/synthetic	112.756	1.062.499	1.746.362	16.154.244
63041100	Bedspreads,excluding those of heading 94.04, knitted orcrocheted	6	330	49	7.294
63041910	Bedspreads,excluding those of heading 94.04,not knitted orcrocheted, of cotton	108	16.546	7.017	103.307
63041920	Bedspreads,excluding those of heading 94.04,not knitted orcrocheted, of oth cotton, non woven	-	2.230	-	2.964
63041990	Bedspreads,excluding those of heading 94.04,not knitted orcrocheted, of oth cotton, woven	887	14.550	17.455	224.760
63042000	Bed nets specified in Subheading Note 1 to this Chapter	1	661	39	4.065
63049110	Mosquito nets, knitted or crocheted	293	7.722	2.772	68.493
63049190	Oth furnishing articles, excluding those of heading 94.04,knitted or crocheted	1.163	32.266	14.843	1.096.944
63049200	Furnishing articles; of cotton, not knitted or crocheted (excluding bedspreads and articles of heading no. 9404)	1.250	11.372	20.505	191.956
63049300	Furnishing articles; of synthetic fibres, not knitted or crocheted (excluding bedspreads and articles of heading no. 9404)	437	29.600	2.828	498.565
63049900	Furnishing articles; of textile materials other than cotton or synthetic fibres, not knitted or crocheted (excluding bedspreads and articles of heading no. 9404)	47.821	575.731	523.714	6.147.811
63051011	Sacks and bags, of a kind used for the packing of goods,new, of jute	-	1	-	4
63051019	Sacks and bags, of a kind used for the packing of goods,new,of oth textile bast fibres of heading 53.03, excl jute	39	185.773	315	319.600
63051021	Sacks and bags, of a kind used for the packing of goods,used, of jute	-	144	-	1.698
63051029	Sacks and bags, of a kind used for the packing of goods,used, of oth textile bast fibres of heading 53.03, excl jute	1	60	1	343
63052000	Sacks and bags, of a kind used for the packing of goods,of cotton	6.371	184.296	49.067	1.409.706
63053220	Man-made textile materials,flexible intermediate bulkcontainers,knitted or crocheted	62.504	326.591	192.895	957.381
63053290	Man-made textile materials,flexible intermediate bulkcontainers,woven	606.515	5.989.639	2.711.330	25.833.702
63053310	Other sacks&bags,use for packing of good,of polyethylene orpolypropylene strip/the like,knitted or crocheted	183.628	2.254.666	441.334	5.099.169
63053320	Other sacks&bags,use for packing of good,of polyethylene orpolypropylene strip/the like,of woven fabric of strip	300.496	3.180.104	844.013	8.645.626
63053390	Other sacks&bags,use for packing of good,of polyethylene orpolypropylene strip,not knitte/crochete,of woven of strip	985.654	10.079.711	2.762.579	25.213.439
63053910	Other sacks&bags,use for packing of good,of man-madetextile materials,nonwoven	-	137	-	2.198
63053920	Other sacks&bags,use for packing of good,of man-madetextile materials,knitted or crocheted	-	53	-	1.297

Tabel 3 : Ekspor Indonesia menurut Komoditi ( Kode HS 8 digit )

		November 2021			
Kode H S	Uraian golongan barang	Berat bersih (Kg)		Nilai F.O.B. ( U S \$ )	
		Bulan ini	Kumulatif	Bulan ini	Kumulatif
(1)	(2)	(3)	(4)	(5)	(6)
63053990	Other sacks & bags,use for packing of good,of man-madetextile materials,woven, not knitted or crocheted	85.314	2.207.996	59.199	968.967
63059010	Other sacks & bags,use for packing of good,of hemp of heading 53.05	0	1	25	58
63059090	Other sacks&bags,use for packing of good,of other textilematerial oth hemp/coconut (coir) of heading 53.05	4.278	16.792	9.717	148.595
63061200	Tarpaulins, awnings & sunblinds of synthetic fibres	589	99.286	4.233	316.034
63061910	Tarpaulins, awnings & sunblinds of oth vegetable textilefibres	-	10	-	20
63061920	Tarpaulins, awnings & sunblinds of cotton	55	1.532	3.030	8.302
63061990	Tarpaulins, awnings & sunblinds of oth textiles materials,oth than vegetable fibres textile /cotton	61.837	207.432	6.779	338.974
63062200	Tents of synthetic fibres	11	692	291	4.974
63062910	Tents of oth textiles of cotton	-	25	-	1.555
63062990	Tents of oth textiles, oth than cotton	1.651	63.214	152	623.104
63063000	Sails for boats	10	147	5	10.595
63064010	Pneumatic mattresses of cotton	77	1.432	3.309	15.993
63064090	Pneumatic mattresses oth than cotton	540	1.278	2.185	8.457
63069091	Camping goods of woven of cotton	467	4.496	7.930	47.841
63069099	Camping goods of woven oth than cotton	286.813	2.509.535	811.307	9.397.466
63071010	Floor-cloths,dish cloths,dusters&similar cleaning cloths ofnonwoven other than felt	-	36	-	767
63071020	Floor-cloths,dish cloths,dusters&similar cleaning cloths offelt	60	133	112	327
63071090	Floor-cloths,dish cloths,dusters&similar cleaning cloths ofwoven oth than felt	35.725	781.439	263.621	4.806.012
63072000	Life-jackets & life-belts	875	44.561	53.466	307.755
63079030	Umbrella covers in pre-cut triangular form	10	1.939	10	38.507
63079040	Surgical masks	22.320	140.889	46.153	2.220.680
63079061	Safety harnesses safety suitable for industrial use	595	876	10.690	16.799
63079069	Safety harnesses suitable not for industrial use	11.761	125.758	107.950	1.233.093
63079070	Fans and handscreens	130	4.303	189	73.009
63079080	Laces for shoes,boots,corsets & the like	6.426	30.045	91.224	426.883
63079090	Oth made up articls excl umbrella covers/surgical masks/safety harnesses/fans&handscreens/laces shoes,boots,corsets	93.883	1.204.329	477.177	11.033.162
63080000	Sets,consist of woven fabric&yarn whether/not w/accessories simillar textiles articles for retail	118	3.545	637	13.132
63090000	Worn clothing & oth worn articles	27.546	189.238	117.164	813.048
63101010	Used/new rags, sorted	-	525.401	-	110.357
63101090	Scrap twine/cordage/rope/cables worn out articles of those,sorted	18.701	1.170.658	9.351	801.166
63109090	Scrap twine/cordage/rope/cbles worn out articles of those,unsorted	70	171	24	124
64011000	Waterproof footwear incorp protective metal toe-cap withouter soles	16	46.086	1.104	366.138
64019200	Footwear; waterproof, covering the ankle (but not the knee), rubber or plastic outer soles and uppers (not assembled by stitch, rivet, nail, screw, plug or similar)	304.474	2.669.658	4.318.818	32.324.377
64019910	Oth waterproof footwear,not covering the ankle but not covering the knee,with outer	120	122	120	228
64019990	Oth waterproof footwear w/outer soles plastic by stiching,riveting, nailing screwing, plugging or similar processes.	9.732	112.731	11.678	148.651
64021200	Ski-boots/cross-country ski-footwear/snowboard boot w/outersoles&upper of rubber/plastic	44.284	117.905	1.006.083	3.226.882
64021910	Wrestling footwear with outer soles&upper of rubber/plastic	1	39.104	10	237.853
64021990	Sports footwear excl Ski-boots, cross-country ski footwear & snowboard boots and Wrestling footwear	1.798.928	13.820.290	38.112.787	282.335.560
64022000	Footwear with upper straps/thongs assembled to the sole bymeans of plugs	52.051	1.273.227	680.596	17.763.013

Tabel 3 : Ekspor Indonesia menurut Komoditi ( Kode HS 8 digit )

		November 2021			
Kode H S	Uraian golongan barang	Berat bersih (Kg)		Nilai F.O.B. ( U S \$ )	
		Bulan ini	Kumulatif	Bulan ini	Kumulatif
(1)	(2)	(3)	(4)	(5)	(6)
64029110	Diving boots oth footwear with upper straps/thongsassembled to the sole by covering the ankle	148	1.774	2.310	17.256
64029191	Oth diving boots cover the ankle incorp protective metaltoe-cap,rubber/plastic	19.108	115.153	160.259	951.883
64029199	Oth footwear covering the ankle excl diving boot with upperstraps/thong assembled to sole by means of plugs	27.465	430.299	417.862	7.994.076
64029910	Oth diving boot not cover the ankle incorp protective metaltoe-cap,rubber/plstc	3.558	14.624	53.755	260.258
64029990	Oth footwear not cover the ankle&not incorp protct mtl toe-cap, rubber/plstc	1.398.467	12.929.174	23.903.423	193.469.209
64031200	Ski-boots,cross-country ski footwear&snowboard boot,w/upperof leathers	3.755	20.714	93.895	524.612
64031910	Sports footwear fitted with spikes,cleats/the like withupper leathers	1.668.943	14.478.150	32.807.263	286.695.379
64031920	Sports footwear for riding boots,bowling shoes with upperleathers	52	117	1.648	1.936
64031930	Sports footwear for wrestling, weight lifting/gymnasticswith upper leathers	-	43	-	815
64031990	Sports footwear not fitted with spikes/bowling/wrstling/weight lifting/the like w/upper leathers	7.833.602	73.562.641	168.208.149	1.587.697.077
64032000	Footwear with outer soles of leather,uppers of leather straps accros,instep big toe	10.740	56.060	151.586	1.102.394
64034000	Footwear; with metal toe-cap, outer soles of rubber, plastics, leather or composition leather, uppers of leather	473.775	4.033.400	7.140.683	63.176.587
64035100	Footwear; n.e.c. in heading no. 6403, with outer soles and uppers of leather, covering the ankle	15	27.720	2.257	671.571
64035990	Oth footwear with outer sole of leather not covering theankle	28.309	563.308	704.264	14.304.742
64039110	Footwear made on a base or platform of wood, not havinginner sole or protective metal toe cap, covering the ankle	21	87.439	61	1.616.628
64039120	Ridding boots without outer soles of leather coveringthe ankle	-	97	-	3.526
64039190	Oth of ridding boots without outer soles of leather covering the ankle	486.067	4.121.290	9.704.255	100.265.631
64039910	Footwear made on a base/platform of wood not having innersole/protective metal toe cap, not covering the ankle	604	4.599.240	23.699	81.951.601
64039920	Bowling shoes without outer soles of leather not coveringthe ankle	-	64.086	-	1.134.665
64039990	Oth of ridding boots without outer soles of leather not covering the ankle	3.140.131	23.075.801	65.891.080	485.746.580
64041110	Sports footwear with outer sole rubbr/plstc,with spike/cleat	385	167.412	8.016	4.211.880
64041120	Sports footwear for wrestling,weight lifting or gym w/outersole rubber/plastic	-	13.271	-	204.419
64041190	Sports footwear not fitted with spikes/wrstling/weightlifting/the like oth	12.046.213	97.096.120	240.913.037	1.959.979.529
64041900	Footwear; (other than sportswear), with outer soles of rubber or plastics and uppers of textile materials	905.954	15.425.309	22.009.047	293.417.437
64042000	Footwear; outer soles of leather or composition leather, uppers of textile materials	1.123	8.087	36.394	287.386
64051000	Footwear; with uppers of leather or composition leather, n.e.c. in chapter 64	31.078	251.744	1.368.591	11.046.593
64052000	Footwear; with uppers of textile materials, n.e.c. in chapter 64	11.707	69.997	274.815	1.002.573
64059000	Footwear; n.e.c. in chapter 64	105.431	1.796.602	1.678.187	25.450.946
64061010	Uppers & parts thereof,oth than stif feners of metal toe-caps	7.778	70.026	237.076	1.678.553
64061090	Uppers&parts thereof,oth than stif feners&not fitted withmetal toe-cap	132.626	1.137.090	5.975.548	54.733.367
64062010	Parts of footwear with outer soles & heels, of rubber	49.209	404.160	705.345	5.527.374
64062020	Parts of footwear with outer soles & heels, of plastics	1.473	30.846	49.298	754.226
64069010	Parts of footwear of wood	11.897	96.659	52.343	441.477

Tabel 3 : Ekspor Indonesia menurut Komoditi ( Kode HS 8 digit )

November 2021

Kode H S	Uraian golongan barang	Berat bersih (Kg)		Nilai F.O.B. ( U S \$ )	
		Bulan ini	Kumulatif	Bulan ini	Kumulatif
(1)	(2)	(3)	(4)	(5)	(6)
64069021	Oth parts of footwear of metal of iron/steel	14	153	2	131
64069029	Oth parts of footwear of oth metal, not of iron/steel/copper/aluminium	4	40.960	36	302.295
64069031	Oth parts of footwear of rubber/plastic in-soles	29.111	169.926	217.651	1.683.942
64069032	Oth parts of footwear of rubber/plastic complete-soles	-	10.834	-	73.635
64069033	Oth parts of footwear of rubber/plastic oth of plastics	-	14.545	-	123.711
64069039	Oth parts of footwear of rubber/plastic out-soles	8.460	139.420	168.446	1.934.150
64069091	Oth parts of footwear of oth materials for gaiters/leggingsand similar articles and parts thereof	3.897	44.519	44.256	430.629
64069099	Oth parts of footwear of oth materials not for gaiters/leggings/and similar articles and parts thereof	32.603	411.357	779.230	6.771.828
65010000	Hat-forms/bodies, hood of felt, not block shape, not brims,plateoux,manchons (including slit manchons), of felt.	464	6.472	12.162	189.570
65020000	Hat-shapes, plaited by assembling strip of any material,neither block shape,nor w/made brims,nor lined,nor trimmed	73	2.683	3.134	75.339
65040000	Hats & oth headgear/plaited by assembling strips of any materials, whether or not lined or trimmed.	8.141	143.862	149.565	2.875.326
65050010	Hats & oth headgear of a kind used for religious purposes,knitted/crocheted	3.421	76.891	31.687	333.196
65050020	Hair-nets of any materials	2	179	90	4.605
65050090	Oth hats&oth headgear,not for hair-nets/religious purposes,knitted/crochet	224.871	2.381.799	4.381.688	42.118.117
65061010	Helmets for motorcyclists whether/not lined/trimmed	169.087	1.386.441	1.695.870	19.375.049
65061020	Industrial safety & firefighters helmets, excl steel helmetwhether/not lined/trimmed	779	4.845	93.022	134.924
65061030	Steel helmets safety	15.428	15.876	22.500	24.260
65061040	Water polo headgear	-	14	-	153
65061090	Oth safety headgear, not for motocyclist/industrial/firefighters/steel helmets/water polo	1.788	19.879	54.713	480.245
65069100	Headgear; (other than safety headgear), of rubber or plastics, whether or not lined or trimmed	4	1.665	258	62.316
65069910	Oth headgear of furskin	-	109	-	8.115
65069990	Oth headger of oth materials, not furskin	160.528	1.005.241	536.676	4.406.217
65070000	Head-band, lining, cover, hat foundation, hat frame, peak&chinstrap,for headgear	900	25.736	23.377	716.028
66011000	Garden/similar umbrellas	8.243	125.478	69.681	1.295.528
66019100	Umbrellas & sun umbrellas having a telescopic shaft	31	473	100	2.993
66019900	Umbrellas & sun umbrellas not having a telescopic shaft	2.527	31.890	3.412	284.667
66020000	Walking-sticks, seat-sticks, whips, riding crops & the like	1.035	37.545	6.474	142.519
66032000	Umbrella frames, including frames mounted on shafts(sticks)	45	320	10	5.493
66039010	Parts,trimmings&acc for articles of Umbrellas&sun umbrellas(incl walking stick umbrellas,garden&similar umbrellas).	1.224	30.129	6.251	153.356
66039020	Parts,trimmings&accessories for articles of Walking-sticks,seat-sticks,whips,riding-crops&the like.	30	6.148	671	13.512
67010000	Skin&oth part of bird w/ feathr/down,feathr,part of feathr	1.899	15.587	19.008	235.694
67021000	Artificial flower,foliage,fruit & parts thereof of plastics	70	5.911	945	35.696
67029010	Artificial flower, foliage, fruit & parts thereof of paper	14	124	30	388
67029020	Artificial flower, foliage, fruit&parts thereof of textilesmaterilas	7	32	57	385
67029090	Artific flower,foliage,fruit&partsthereof of oth materials, not paper/txtil	7.578	47.687	59.554	781.557
67030000	Human hair, dressed, thinned, bleached, othwise worked forwigs/the like	32.019	294.966	292.847	1.682.282
67041100	Complete wigs of synthetic textiles materials	626.917	7.273.495	15.420.950	171.415.491
67041900	False beards, eyebrows, eyelashes,switches of synthetic textiles materials	259.623	2.004.971	8.108.471	72.908.878
67042000	Wigs, false beards, eyebrows,eyelashes of human hair	71.575	494.780	8.614.518	91.901.167
67049000	Wigs, false beards, eyebrows,eyelashes,of oth materials	43.146	1.062.937	1.950.498	50.726.700
68010000	Setts,curbstones&flagstones,of naturals stone(except slate)	633.473	7.677.919	407.715	4.659.226



Tabel 3 : Ekspor Indonesia menurut Komoditi ( Kode HS 8 digit )

November 2021

Kode H S	Uraian golongan barang	Berat bersih (Kg)		Nilai F.O.B. ( U S \$ )	
		Bulan ini	Kumulatif	Bulan ini	Kumulatif
(1)	(2)	(3)	(4)	(5)	(6)
68021000	Tiles,cubes,similar articles,square<7 cm,artif colored,chipping&powder	398.294	4.838.141	373.552	4.103.613
68022100	Marble, travertine and alabaster; simply cut or sawn, with a flat or even surface	422.094	2.740.653	219.972	1.647.370
68022300	Granite; articles thereof, simply cut or sawn, with a flat or even surface	-	20.635	-	16.836
68022990	Oth monumental/building stone of oth than calcareous stone, simply cut/sawn with a flat surface	2.067.010	19.450.393	1.425.689	13.659.792
68029110	Oth article monumental/building of marble	266.756	2.406.842	331.724	3.231.461
68029190	Oth article monumental/building of travertine & alabaster	31.055	247.606	93.425	419.875
68029200	Stone; calcareous (excluding marble, travertine, alabaster) articles thereof, (other than simply cut or sawn, with a flat or even surface)	52.747	445.355	42.000	578.630
68029390	Oth article monumental/building oth of granite	-	369.725	-	459.448
68029900	Stone; natural (excl. marble, travertine, alabaster, other calcareous stone or granite), monumental/building stone, (oth simply cut/sawn, with a flat/even surface)	2.821.016	25.562.417	2.286.868	20.507.923
68030000	Worked slate & articles of slate or of agglomerated slate	-	19.020	-	4.513
68041000	Millstones&grindstones for millng,grinding/pulping grinding&pulping	499.116	4.056.184	1.379.943	12.016.347
68042100	Millstones, grindstones, grinding wheels and the like; of agglomerated synthetic or natural diamond	19.777	213.709	607.342	6.956.863
68042200	Millstones, grindstones, grinding wheels and the like; of other agglomerated abrasives or of ceramics	23.728	270.469	49.871	643.980
68042300	Millstones, grindstones, grinding wheels and the like; of natural stone	4.008	331.605	12.029	473.259
68043000	Hand sharpening/polishing stones	8.723	19.428	34.938	73.301
68051000	Natural/artificial abrasive powder/grain on a base of woventextile fabric only	13.699	257.120	97.556	1.661.318
68052000	Natural/artificial abrasive powder/grain on a base of paper/paperboard	6.699	55.256	53.745	592.885
68053000	Natural/artificial abrasive powder/grain on a base of oth materials	11.649	75.605	67.548	465.999
68061000	Slag wool, rock wool & similar mineral wools in bulk/sheets/rolls	339.933	6.096.147	502.118	8.900.688
68062000	Exfoliated vermiculite,expanded clays,foamed slag&similarexpand minerals	-	500	-	20.750
68069000	Mixture & article of heat/sound insulating/sound absorbmineral waters	1.624	224.449	8.906	952.697
68071000	Articles of asphalt/of similar material in rolls	-	102	-	2.963
68079010	Articles of asphalt/of similar material of tiles, not in rolls	2.893	9.600	1.205	5.066
68079090	Articles of asphalt/similar material of oth tiles,not in rolls	142.911	2.110.195	70.603	1.151.234
68080020	Roofing tiles,panels,boards,blocks&similar articles of coirfibres/straw	-	720	-	69
68080030	Panels, boards, blocks and similar articles	3.484	9.392	249.617	348.713
68080090	Chips,particles,sawdust/oth waste of wood,agglomer withcement/plaster	195.878	1.610.841	204.679	2.097.157
68091100	Board,sheet,panels,tiles&similr,not ornmnted reinforcw/paper/board only faced/reinforced w/paper/paperboard only	2.628.869	25.556.427	421.011	4.233.077
68091910	Oth articles of plaster/compositions based on plaster of tiles	1.000	1.000	537	537
68091990	Oth articles of plaster/compositions based on plaster of oth tiles	5.787	327.117	4.540	67.230
68099090	Oth articles of plaster/cmpositions based on plaster,notdental moulds	187	6.287	294	36.202
68101100	Building blocks & bricks	512.974	4.662.074	46.617	548.763
68101910	Tiles, reinforced or not	51.552	676.124	14.088	228.756
68101990	Flagstones, reinforced or not	310.382	3.755.423	351.387	4.189.350
68109100	Prefabricated structural components for building or civilengineering	4.116.207	40.956.012	1.834.778	15.837.789

Tabel 3 : Ekspor Indonesia menurut Komoditi ( Kode HS 8 digit )

November 2021

Kode H S	Uraian golongan barang	Berat bersih (Kg)		Nilai F.O.B. ( U S \$ )	
		Bulan ini	Kumulatif	Bulan ini	Kumulatif
(1)	(2)	(3)	(4)	(5)	(6)
68109900	Cement, concrete/artificial stone; articles (oth prefabricated structural components for building/civil engineering), whether or not reinforced, n.e.c. in heading no. 6810	650.907	5.821.681	769.639	5.436.547
68114010	Corrugated sheets containing asbestos	326.972	3.970.088	56.249	689.868
68114029	Oth sheets,panel,tile&similr artcils containing asbstos for roofing oth than Floor/wall tiles containing plastic&roofing,facing/partitioning	21.634	986.169	3.937	339.802
68114030	Tubes or pipes containing asbestos	-	53	-	713
68114050	Oth articles for building construction of containingasbestos	19	79	2	2.336
68114090	Oth articles of asbestos cement	-	9.961	-	10.737
68118100	Corrugated sheets not containing asbestos	354.240	10.421.706	71.100	2.106.720
68118220	Other sheets,panels,tiles&similar articles for roofingfacing/partitioning not containing asbestos	3.000	4.838.617	1.240	923.209
68118290	Oth sheets,panels,tile&similr artcils not cntaining asbstosroof oth than floor/wall tiles contain plastic&roofing,partitioning	5.587.555	70.470.640	1.231.165	15.144.849
68118910	Tubes/pipes of celluse fibre-cement	-	100	-	18
68118920	Tubes/pipes fittings of celluse fibre-cement	-	3.461	-	203
68118930	Other articles, of a kind used for building constructionnot containing asbestos	72.335	280.670	16.515	66.119
68118990	Oth artcils,used for building constructionnot containing asbestos,not tubes/pipes/Other,kind used building construction	424.160	3.910.935	104.138	971.944
68128020	Clothing of crocidolite fibres	-	1.489	-	28.777
68128040	Floor or wall tiles of crocidolite	-	9	-	6
68128050	Cloth accessories,footwear&headgear fabricated crocidolite fibres	-	14	-	246
68128090	Oth articles of crocidolite fibres	95	5.126	607	21.982
68129110	Clothing of oth crocidolite fibres	25	25	53	53
68129190	Clothing accessories,footwear&headgear of oth crocidolite fibres	-	13	-	66
68129911	Fabric asbes fibres,oth crocidolite,mix with a basis asbes&Magnesium carbonate	-	8	-	91
68129919	Oth fabric asbestos fibres not mix with a basis of asbestos	-	1.302	-	240
68129920	Floor/wall tiles of fabricated asbestos(oth crocidolite)	2.410	134.623	1.682	29.035
68129990	Oth fabricat asbes fibres of oth croci,not fabricate/floor/wall tiles	1.599	2.813	2.464	17.016
68132010	Brake lining&pad of friction material&articles,containingasbestos	2.047	5.516	1.537	19.600
68132090	Oth thn brake lining&pad of friction material&article,containing asbestos	2	2.830	5	26.364
68138100	Brake lining&pad of friction material&article,containingasbestos	92.178	986.321	411.130	3.965.636
68138900	Friction material and articles thereof not mounted; for clutches, with a basis of mineral substances or cellulose	19.203	247.548	273.931	3.208.576
68141000	Plates,sheets,strips,of agglomerated or reconstituted mica,whether or not on a support	385	2.633	1.460	14.402
68149000	Mica; worked mica and articles of mica (excluding plates, sheets and strips) whether or not on a support of paper, paperboard or other materials	3.059	10.148	2.392	22.542
68151010	Yarn/thread non-electrical articles graphite/ oth carbon	2.325	8.040	1.196	19.329
68151020	Bricks,paving slabs,floor tiles,etc non electrical articlesgraphite/carbon	122.510	1.119.724	110.121	1.004.969
68151091	Carbon fibres, etc non electrical articles graphite/carbon	-	2	-	186
68151099	Oth non electrical articles graphite or carbon	43.337	151.291	145.469	713.392
68152000	Articles of peat	-	5.500	-	7.670
68159100	Articles of stone, contents magnesite,dolomite/chromite	-	1.652	-	4.140
68159900	Stone articles and articles of other mineral substances; n.e.c. or included in heading no. 6815	171.277	1.913.427	370.220	3.227.275
69010000	Bricks,blocks,tiles&oth ceramic goods of siliceous fossilm meals/of similar siliceous earths	109.053	1.788.095	44.461	562.315

Tabel 3 : Ekspor Indonesia menurut Komoditi ( Kode HS 8 digit )

November 2021

Kode H S	Uraian golongan barang	Berat bersih (Kg)		Nilai F.O.B. ( U S \$ )	
		Bulan ini	Kumulatif	Bulan ini	Kumulatif
(1)	(2)	(3)	(4)	(5)	(6)
69022000	Goods of siliceous cont by weight,singly/together alumina,silika,or mixture >50%	49.200	380.577	27.960	196.944
69029000	Goods of siliceous cont by weight,of oth metals compound	450.594	3.042.001	121.196	723.277
69031000	Refractory ceramic goods; containing by weight +50% of graphite/other forms of carbon or of a mixture of these products, excl those of siliceous fossil meals/similar earths	-	6	-	15.730
69032000	Refractory ceramic goods; containing by weight +50% of alumina/of a mixture or compound of alumina & of silica, excl those of siliceous fossil meals or similar earths	50	2.490	270	17.591
69039000	Refractory ceramic goods; composition of which n.e.c. in heading no. 6903, other than those of siliceous fossil meals or similar earths	34.109	442.954	54.346	1.382.493
69041000	Ceramics building bricks	3.527	343.695	1.232	21.304
69049000	Flooring blocks,support/filler tiles&the like	240.671	1.628.336	98.531	508.520
69051000	Roofing tiles of ceramic	72.476	1.166.171	12.604	257.021
69059000	Chimney-pot,cowl,chimney liner,architect ornament&othceramic constr	1.106	49.894	1.487	28.017
69060000	Ceramic pipes,conduits,guttering,pipe fittings	-	101	-	478
69072110	Lining tiles of a kind use for grinding mills,unglazed,water absorption coeff by weight<= 0.5 %	76	15.793	444	10.862
69072122	Ceramic,wall tile,unglaze,large surface area capablesquare side<7 cm water absorption coeff by weight<= 0.5 %	-	54.982	-	45.495
69072123	Pving,wall tiles,glaze,largest surface area capablesquare side<7 cm water absorption coeff by weight<= 0.5 %	157.928	3.398.434	23.600	744.984
69072124	Ceramic,wall tiles,glaze ,large surfce area capablesquare side<7 cm water absorption coeff by weight<= 0.5 %	805.709	4.859.063	195.272	1.205.463
69072191	Paving,wall tiles,unglaze ,large surface area capablesquare side>7 cm water absorption coeff by weight<= 0.5 %	121.664	1.510.522	39.990	578.334
69072192	Ceramic,wall tile,unglaze ,large surface area capablesquare side>7cm water absorption coeff by weight<= 0.5 %	3.779	35.219	713	3.312
69072193	Paving,wall tiles,glaze ,large surface area capablesquare side>7cm water absorption coeff by weight<= 0.5 %	2.660.202	20.744.684	1.373.538	10.764.883
69072194	Ceramic,wall tiles,glaze ,large surface area capablesquare side>7cm water absorption coeff by weight<= 0.5 %	4.541.663	41.185.875	1.156.564	12.581.635
69072211	Pving,wall tiles,unglazed ,large surfce area capable square side<7cm water absorp 0.5%<coeff weight<=10%	-	193.100	-	43.048
69072213	Paving,wall tiles,glaze ,large surface area capable square side<7 m water absorp 0.5%<coeff weight<=10%	72.573	1.337.078	18.069	315.636
69072291	Paving,wall tiles,unglaze ,large surface which capable square side>7cm of water absorp 0.5%<coeff weight<=10%	322.740	554.400	46.872	81.348
69072293	Pving,wall tiles,glaze ,largst surfce area capable square side>7cm of waterabsorp 0.5%<coeff weight<=10%	6.450.662	54.154.101	1.042.255	9.396.086
69072294	Ceramic,wall tiles,glaze ,large surface area capable square side>7cm of water absorp 0.5%<coeff weight<=10%	660.840	6.895.889	183.938	1.801.352
69072313	Paving,wall tiles,glaze ,large surface area capable square side<7 cm of water absorp coeff weight>10%	4.189.225	37.980.857	812.047	7.638.053
69072392	Ceramic,wall tile,unglaze ,large surface area capable square side>7cm of water absorp coeff weight>10%	-	15.247	-	8.361
69072393	Paving,wall tiles,glaze ,large surface area capable square side>7 cm of water absorp coeff weight>10%	383.040	1.802.632	88.578	420.993
69072394	Ceramic,wall tiles,glaze ,large surface area capble square side>7cm of water absorp coeff weight>10%	5.399.399	51.239.430	947.322	9.347.982
69073019	Mosaic cubes&the like,oth than subheading 6907.40 glazed	-	15.157	-	6.100
69073091	Mosaic cubes&the like,oth than subheading 6907.40 glazedlargst surfce which capble enclosed in square side which<7 cm	-	25.980	-	35.534
69073099	Mosaic cubes&the like,oth than subheading 6907.40 glazedlargest surface of capable being enclosed square side<7 cm	1.305	69.402	302	23.403
69074010	Finishing ceramics of a kind used for lining grinding millsunglazed	2.502	2.502	39.548	39.548

Tabel 3 : Ekspor Indonesia menurut Komoditi ( Kode HS 8 digit )

November 2021

Kode H S	Uraian golongan barang	Berat bersih (Kg)		Nilai F.O.B. ( U S \$ )	
		Bulan ini	Kumulatif	Bulan ini	Kumulatif
(1)	(2)	(3)	(4)	(5)	(6)
69074021	Finishing ceramics of other articles, having largest surface area visible after mounting is not exceeding 49 cm <sup>2</sup> Unglazed	89	534	421	1.513
69074022	Finishing ceramics of oth articles, having a largest surface area visible after mounting is not exceeding 49 cm <sup>2</sup> glazed	64.930	131.787	24.365	51.134
69074091	Other finishing ceramics unglazed	-	19	-	23
69074092	Other finishing ceramics glazed	83	99	117	118
69091100	Ceramic of porcelain/china for laboratory, chemical/oth tech	1.369.354	12.100.553	6.169.483	56.626.284
69091200	Artcle having a hardnss=>9 Mohs for laboratory, chemical/oth tech	1	1	11	11
69091900	Ceramic wares; for laboratory, chemical or other technical uses, other than articles having a hardness equivalent to 9 or more on the Mohs scale or of porcelain or china	878.794	9.049.456	9.014.863	90.812.186
69099000	Ceramic wares; pots, jars & similar articles of a kind used for the conveyance/packing of goods & ceramic troughs, tubs & similar receptacles used in agriculture	19.532	209.737	28.264	1.015.690
69101000	Ceramic sinks, wash basins, wash basin of porcelain/china	1.210.573	9.615.343	3.223.369	25.024.980
69109000	Ceramic sinks, wash basins, wash basin of oth thn porcelain/china	34.628	462.264	50.242	962.874
69111000	Tablewre&kitchenware of porclain/china	1.372.540	13.068.525	7.625.643	70.839.689
69119000	Household and toilet articles; n.e.c. in heading no. 6911, of porcelain or china	18.666	278.410	73.587	843.997
69120000	Tableware&kitchenware, oth household toilet art, oth than porcelain/china	666.204	5.417.573	1.990.305	16.401.528
69131010	Ornamental cigarette box & ashtray of porcelain/china	-	46	-	462
69131090	Oth thn ornamental cigarette box&ashtray of porcelain/china	32.946	151.829	207.942	1.100.966
69139010	Ornamental cigarette box&ashtray of oth thn porcelain/china	263	9.914	1.090	58.448
69139090	Oth thn ornamental cigarette box&ashtray of oth porcelain/china	102.972	1.226.199	566.515	4.441.961
69141000	Ceramic articles n.e.c. in chapter 69; of porcelain or china	210.665	1.829.140	1.173.828	9.141.500
69149000	Ceramic articles n.e.c. in chapter 69; other than of porcelain or china	162.721	2.045.870	277.541	3.482.745
70021000	Glass in balls	-	7	-	317
70022000	Glass in rods	-	165	-	38.581
70023190	Oth of fused quartz/oth fused silica for vacuum tubes	43	263	6.912	29.123
70023240	Oth glass in tubes, linear coef<=5x10 <sup>6</sup> with 3mm<=diameter<22m	-	1	-	141
70023910	Oth glass in tubes, used to manufactur vacuum tubes	-	0	-	27
70023920	Oth transparent neutral glass for enamel glass, with 3mm<=diameter<22m	55	803	143	2.395
70023990	Oth glass having linear coeff. 0-300c oth thn vacum&boro silict glas tube	1.201	7.729	22.759	164.939
70031210	Cast&rolled glass, non-wired sheet, coloured, opacified, flashed reflecting/non layer, optical glass, not optically worked	-	8	-	10
70031220	Cast&rolled glass, non-wired sheet, coloured, opacified, flashed reflecting/non layer, in squares shape, not optical glass	1.108	8.402	1.398	8.433
70031290	Other cast&rolled glass, non-wired sheet, coloured, opacified, flashed, reflecting layer/non layer	236	111.742	605	136.343
70031910	Cast&rolled glass, non-wired sheet, optical glass, not optically worked	9	43	184	4.159
70031990	Cast&rolled glass, non-wired sheet, in squares shape, not optical glass	3.812	359.582	2.786	223.346
70032010	Cast glass and rolled glass, wired sheets in squares/rectangular shape including 1 or more corners cut	-	349	-	230
70033010	Cast glass and rolled glass, profiles in squares/rectangular shape including 1 or more corners cut	5	79	30	419
70033090	Other cast glass and rolled glass in profiles	-	2.364	-	6.989

Tabel 3 : Ekspor Indonesia menurut Komoditi ( Kode HS 8 digit )

November 2021

Kode H S	Uraian golongan barang	Berat bersih (Kg)		Nilai F.O.B. ( U S \$ )	
		Bulan ini	Kumulatif	Bulan ini	Kumulatif
(1)	(2)	(3)	(4)	(5)	(6)
70042090	Optical drawn,blown glass,optically worked,flashd,opacified absorbent	160	5.012	240	33.319
70049090	Oth optical drawn,blown glass,optically worked,flashed,opacified,absorbent	3.191	137.182	8.159	222.895
70051010	Optical float glass,not optically worked,flashed,opacified,absorbent	5.448.561	59.756.701	2.193.740	19.827.579
70051090	Oth non-wired glass,absorbent reflecting/non-reflectinglayer	1.909.430	27.530.610	1.333.830	18.758.096
70052110	Oth non-wired glass,colored,opacified optical glass,notoptically worked	7.678.930	83.954.446	3.050.191	29.962.421
70052190	Oth non-wired glass,colored,optically worked,flashed,opacified	15.533.479	168.772.836	6.053.669	65.561.161
70052990	Oth non-wired glass,not colored,optically worked	236.211	16.187.707	127.921	5.503.759
70053000	Float glas&surface ground/polish glas,wired glass	3.000	42.720	4.845	208.147
70060010	Optical glass, not optically worked,for glass of heading70.03,70.04,70.05	-	5	-	60
70060090	Optical glass,optically worked for glass of heading70.03,70.04,70.06	7.782	313.767	16.239	468.809
70071110	Toughened(tempered)safety glass suitable for vehicles ofchapter 87	146.529	2.148.588	372.112	5.246.178
70071910	Toughened(temperd)safety glass suitable for machine of head84.29/84.30	23.000	23.195	12.659	17.678
70071990	Toughened(tempered)safety glass suitable for oth machinery0	49.368	630.058	42.047	690.125
70072110	Laminated safety glass suitable for vehicles of chapter 870	304.934	4.345.126	667.438	10.504.126
70072120	Laminated safety glass suitable for aircraft/spacecraft/chapter 88	-	1	-	41
70072130	Laminated safety glass suitable for rail way/tramwaylocomotives,chapter 86	-	99	-	2.374
70072990	Laminated safety glass suitable for oth machinery	61.442	773.618	69.708	730.192
70080000	Multiple-walled insulating units of glass	70.496	1.548.980	137.270	1.249.939
70091000	Rear-view mirrors for vehicles	14.467	181.107	201.465	2.922.024
70099100	Glass mirros, unframed	1.892.929	17.799.705	1.214.023	11.239.936
70099200	Glass mirros, framed	244.043	2.287.347	1.286.234	12.255.133
70101000	Ampoules of glass	69.821	286.522	465.667	2.163.375
70102000	Stoppers, lids & oth closures of glass	215	590	1.590	2.405
70109010	Carboys & demijohns	-	36.857	-	29.922
70109040	Bottles&vials for antibiotics,serums,oth injectables,intravenous infus	222.111	2.376.483	1.705.899	21.417.057
70109091	Oth bottle for intravenous fluid of a capacity exceeding 1	-	18.316	-	15.651
70109099	Oth bottle intravenous fluid of a capacity not exceeding 1	1.995.918	36.012.027	866.223	15.567.474
70111010	Glass envelops for electric lighting, stem	-	78	-	2.120
70111090	Glass envelops for electric lighting, oth than stem	931	6.368	10.699	46.119
70112000	Glass envelops for cathode-ray tubes	78	874	351	9.695
70119000	Glass envelopes (including bulbs and tubes); open, and glass parts thereof, without fittings, other than for electric lighting and cathode-ray tubes	-	116	-	738
70131000	Glassware of a kind used for table,kitchen, toilet,office of glass-ceramic	28.753	190.067	35.048	263.697
70132200	Stemware drinking glasses,oth thn glass ceramics,of leadcrystal	-	3	-	21
70132800	Stemware drinking glasses,neither glass-ceramics nor leadcrystal	50.830	657.424	63.363	777.027
70133300	Glassware; drinking glasses (not stemware), of lead crystal	90	3.180	1.184	5.419
70133700	Glassware; drinking glasses (not stemware), other than of lead crystal or glass-ceramics	119.505	1.157.023	99.201	1.039.975
70134100	Glassware for table(not drinking glass)kitchen purpose,oflead crystal	-	65	-	205
70134200	Glassware for table not drinking glass)ktchn,linear coef<5x106/Kelvin,0-3000C	2.609	31.892	1.237	21.644

Tabel 3 : Ekspor Indonesia menurut Komoditi ( Kode HS 8 digit )

November 2021

Kode H S	Uraian golongan barang	Berat bersih (Kg)		Nilai F.O.B. ( U S \$ )	
		Bulan ini	Kumulatif	Bulan ini	Kumulatif
(1)	(2)	(3)	(4)	(5)	(6)
70134900	Glassware of a kind used for table or kitchen purposes (not drinking glasses or of glass-ceramics), of glass n.e.c. in item no. 7013.4	3.013.519	28.133.452	2.246.269	20.594.005
70139100	Glassware; n.e.c. in heading no. 7013, of lead crystal	6	25.011	210	251.761
70139900	Glassware; n.e.c. in heading no. 7013, other than of lead crystal	319.794	3.457.979	835.401	8.955.967
70140010	Signalling glassware&optical element for motor vehicles,not thse of headng 70.15	1	6	15	35
70140090	Other signalling glassware&optical elements of glass,not optically worked	15	201	357	5.255
70151000	Glasses for corrective spectacles	-	16	-	477
70159010	Clock or watch glasses	-	231	-	381
70159090	Glasses for non-corrective spectacles; hollow glass spheres&their segments	9	1.160	36	51.302
70161000	Glass cubes&oth glass smallwares,for mosaics/decorative purposes	309	2.383	11.774	86.394
70169000	Multicellular or foam glass; in blocks, panels, plates, shells or similar forms; paving blocks, slabs, bricks and other articles of pressed or moulded glass	3.010.629	25.793.080	1.322.143	11.370.443
70171090	Laboratory/pharmaceutical glass of fused quartz/oth fusedsilica; other	1	32	7	34
70172000	Laboratory,hygienic/pharmaceutical w/coef< 5x106/kelvin,0-3000c	4.436	61.996	102.487	1.148.173
70179000	Laboratry,hygienic/pharmaceutical glasswre,nor fused quartz/fused silica	21.484	222.121	305.643	3.401.079
70181010	Glass beads	60	4.757	2.342	102.795
70181090	Imitation pearls, imitation precious/semi-precious stonesand similar glass smallwares	471	13.988	3.343	81.288
70189010	Glass eyes of glass microspheres<=1 mm in diameter	236	1.535	1.764	4.874
70189090	Glass eyes,not prsthtc arctls,ornamnt of lamp-worked glass,not imittn jewelry	74	10.749	523	67.874
70191200	Rovings of glass fibres	469	614.844	10.050	614.203
70191910	Yarn of glass fibres	81	253	1.821	4.012
70191990	Sliver of glass fibres	100.141	136.997	95.568	268.552
70193100	Mats of glass fibres	35.042	394.140	145.100	2.070.727
70193200	Thin sheets (voiles) of glass fibres	11.726	11.733	41.640	42.462
70193910	Asphalt/coal-tar impregnatd glass-fibre outerwrap forpipelines	-	67	-	3.671
70193990	Mattresses,boards&similar nonwoven products of glass fibres	-	5.237	-	51.601
70194000	Woven fabrics of glass fibres rovings	19.508	28.988	38.463	51.345
70195100	Glass fibres; woven fabrics (other than of rovings), of a width not exceeding 30cm	-	118	-	2.725
70195200	Glass fibres; woven fabrics (oth of rovings), of a width exceeding 30cm, plain weave, weighing less than 250g/m2, of filaments measuring per single yarn not +136 tex	4.002	16.374	46.404	160.767
70195900	Glass fibres; woven fabrics (other than of rovings), n.e.c. in item no. 7019.5	-	634	-	12.944
70199010	Glass fibres (including glass wool)	5.887	66.029	52.102	529.392
70199090	Other article of glass fibres	294	58.177	5.519	743.495
70200011	Glass moulds for the manufacture of acrylic goods	2.518	25.201	4.471	82.538
70200019	Glass moulds for other purposes	24.617	233.948	103.371	642.977
70200040	Evacuated tubes for solar energy collectors	-	94	-	449
70200090	Other articles of glass.	25.484	423.392	106.702	1.693.697
71012100	Cultured pearls,fresh water,unworked	620	6.714	4.228.693	38.951.729
71012200	Cultured pearls,salt water,unworked	70	394	350.549	3.007.088
71022900	Diamonds,worked,not mounted/set,industrial	0	1	36.780	138.891
71023900	Diamonds,worked,not mounted/set,non-industrial	0	1	192.245	437.734
71031010	Precious stones,unworked/simplely sawn/roughly shaped,rubies	-	3.960	-	73.748
71031090	Oth precious stones,unworked/simplely sawn/roughly shaped	-	9.872	-	89.488
71039190	Sapphires & emeralds, worked	-	3.569	-	184.934

Tabel 3 : Ekspor Indonesia menurut Komoditi ( Kode HS 8 digit )

November 2021

Kode H S	Uraian golongan barang	Berat bersih (Kg)		Nilai F.O.B. ( U S \$ )	
		Bulan ini	Kumulatif	Bulan ini	Kumulatif
(1)	(2)	(3)	(4)	(5)	(6)
71039900	Stones; precious & semi-precious stones, oth rubies, sapphires & emeralds), worked oth simply sawn or roughly shaped, not strung, mounted/set	5.520	25.538	46.317	291.952
71041020	Piezo-electric quartz,precious/semiprecious stones,worked	-	60	-	120
71049000	Stones; precious or semi-precious, synthetic/reconstruct, worked/graded or not, temporarily strung for transport convenience, n.e.c. in item no. 7104.20	16	9.676	405	223.079
71059000	Dust&powder/of other natural/synthetic precious/semiprecious stones	-	1	-	15
71061000	Silver powder	-	7.000	-	5.587.573
71069100	Silver, unwrought	4.160	138.591	3.108.867	110.040.114
71081210	Gold in lumps, ingots or cast bars	1.259	25.447	73.682.964	1.462.703.974
71102190	Palladum, unwrouht, in other form	-	22	-	69.062
71103900	Rhodium, wrought	-	17	-	188.629
71123000	Ash containing precious metal or precious metal compounds	-	34	-	21.525
71129100	Waste and scrap of gold, including metal clad with gold but excluding sweepings containing other precious metals	341	1.570	15.971.026	86.310.931
71129200	Waste and scrap of platinum, incl metal clad with platinum but excluding sweepings containing other precious metals	1.197	59.566	8.245	4.732.713
71129910	Waste and scrap of silver,including metal clad with silver but excluding sweepings containing other precious metals	401	15.831	338.035	5.745.871
71129990	Waste and scrap of a kind used principally for the recoveryof precious metal, oth gold, platinum and silver	127.868	1.440.987	89.927.513	955.481.939
71131110	Part of silver jewellery articles, whether or notplated or clad with precious metal	446	3.283	837.925	7.557.451
71131190	Silver jewellery articles, whether or notclad with precious metal	9.790	90.676	8.119.002	74.192.426
71131910	Part of jewellery of precious metal (excl silver), whetheror not plated or clad with	18	371	339.910	3.641.667
71131990	Articles of jewellery of precious metal, whether or notplated or clad with	8.360	60.170	359.892.899	2.375.999.693
71132010	Part of base metal jewellery, clad withprecious metal	-	1	-	20
71132090	Base metal jewellery , clad with precious metal	259	1.264	4.509	146.317
71141100	Articles of silversmiths' wares and parts there of, precious metal or of metal clad with precious metal	40	667	890	220.870
71141900	Articles of goldsmiths' wares and parts there of, precious metal or of metal clad with precious metal	2	58	176.539	177.804
71142000	Articles of base metal wares and parts there of, clad with precious metal	-	2	-	635
71151000	Catalysts in the form of wire cloth or grill, of platinum	-	4	-	5.016
71159010	Other articles of precious metal of gold or silver	61	217	15.531	19.300
71159090	Other articles of other than gold or silver	-	1	-	4.704
71161000	Articles of natural or cultured pearl	878	1.405	9.863	16.029
71162000	Articles of precious or semi-precious stones (natural, synthetic or reconstructed)	225	59.877	11.499	955.605
71171110	Part of imitation jewellery of base metal, whether ornot plated with precious metal parts of cuff-links and studs	1	19	61	279
71171190	Imitation jewellery of base metal, whether or not platedwith precious metal cuff-links and studs	5.472	60.766	727.928	5.780.777
71171910	Imitation jewellery of base metal, whether or not platedwith precious metal, bangles	1	80	52	2.101
71171920	Other imitation jewellery of base metal, whether or not plated with precious metal	6.465	90.515	652.759	5.033.862
71171990	Part of other imitation jewellery of base metal, whetheror not plated with precious metal	5.742	89.151	240.957	3.670.858
71179011	Bangles,wholly of plastics or glass	418	4.633	57.450	538.606
71179012	Bangles,wholly of wood,tortoise shell,ivory,bone,horn,coral,mother-of-pearl&other animal carving material	12.800	94.155	21.110	168.822
71179013	Imitation jewellery, bangles, wholly of porcelain or china	-	13	-	145
71179019	Imitation jewellery, bangles, of other material	252	2.254	33.916	198.847
71179021	Other Imitation jewellery, wholly of plastics or glass	72	7.586	7.502	163.769

Tabel 3 : Ekspor Indonesia menurut Komoditi ( Kode HS 8 digit )

November 2021

Kode H S	Uraian golongan barang	Berat bersih (Kg)		Nilai F.O.B. ( U S \$ )	
		Bulan ini	Kumulatif	Bulan ini	Kumulatif
(1)	(2)	(3)	(4)	(5)	(6)
71179022	Other Imitation jewellery,wholly wood,tortoise shell,ivorymother of-pearl,mineral/oth animal carving material	5.645	90.473	10.756	289.732
71179029	Other imitation jewellery of other material	36	995	5.786	80.100
71179091	Imitation jewellery,parts wholly of porcelain/china	1	88	28	4.229
71179092	Imitation jewellery,parts wholly wood,tortoise shell,ivory,mother pearl&vegetable/mineral/oth animal carving material	249	6.570	8.828	103.540
71179093	Imitation jewellery,parts wholly of porcelain or china	-	16	-	4.755
71179099	Oth than imitation jewellery,parts wholly of porcelain or china	3.069	39.787	98.661	1.484.056
71181010	Coin (other than gold coin), not being legal tender, silvercoin	-	46	-	731
71181090	Other than gold & silver coin not being legal tender	46	661	2.108	66.889
71189010	Gold coin, whether or not legal tender	-	1	-	106
71189090	Other than Gold & silver coin, whether or not legal tender	-	532	-	7.225
72015000	Pig iron&spiegeleisen in pig,alloy pig iron,spiegeleisen	2.523.665	60.253.697	4.012.602	56.287.824
72021900	Ferro-alloy,manganese weight<2% carbonof carbon	-	105.873	-	165.131
72023000	Ferro-silico-manganese	1.364.120	10.852.120	2.529.896	15.432.747
72026000	Ferro alloy nickel	279.919.221	3.167.741.005	678.586.475	6.307.989.325
72029900	Ferro-alloys; n.e.c. in heading no. 7202	6.050	82.003	25.625	222.552
72031000	Ferrous product obtained direct reduction iron ore pellet/similar forms&min purity weight<=99.94 %	-	1.000.000	-	500.000
72041000	Ferrous waste&scrap,remelting scrap ingots of iron/steel cast iron	-	2.025.905	-	1.112.971
72042100	Ferrous waste&scrap, remelting scrap ingots of iron/steel stainless steel	4.602.956	48.721.832	8.205.738	73.721.522
72044100	Waste&scrap, turning, shaving, chip, milling waste, sawdust, filing, trimming&stamping, whether/not in bundle	-	91.070	-	42.799
72044900	Ferrous waste and scrap; n.e.c. in heading no. 7204	98.648	2.888.273	73.000	1.210.554
72051000	Pig iron, spiegeleisen, iron or steel of granules	20.000.000	30.026.126	2.040.000	2.479.948
72052100	Pig iron, spiegeleisen, iron or steel of alloy steel	-	18.690	-	5.222
72052900	Iron or steel, pig iron, spiegeleisen; powders (excluding alloy steel)	412	9.859	2.294	35.091
72061090	Iron&non-alloy steel in ingots/oth primary formsexcl iron heading 72.03,weight<0.6 %carbon	-	71	-	2.800
72069000	Iron and non-alloy steel in primary forms, oth than ingots (excluding iron of heading 72.03).	4.474	48.025	23.460	250.115
72071100	Semi-finish product iron/non-alloy steel weight<0.25%carbon,cross-section,measuring<twice thickness	81.412.230	1.741.646.990	53.561.149	1.075.918.595
72071210	Semi-finish product iron/non-alloy steel slabs<0.25% carbon,cross-sect,measuring<twice the thickness	107.688.230	848.693.950	77.473.706	592.285.997
72071290	Semi-finish product iron/non-alloy steel thin<0.25% carbon,cross-section,measuring<twice the thickness	-	9.614.287	-	7.206.248
72071900	Iron or non-alloy steel; semi-finished products of iron or non-alloy steel, containing by weight less than 0.25% of carbon, other than rectangular or square cross-section	-	21.277.881	-	14.377.955
72072029	Oth than blocks roughly shaped forging sheet bars thins0.25%>=weight<0.6% carbon	-	115.214.050	-	73.264.638
72072092	Blocks roughly shaped forging; sheet bars,not slabs weight>=0.6% carbon	-	60.354	-	103.958
72072099	Other than blocks roughly shaped by forging; sheet bars, not slabs,weight>=0.6% carbon	-	400	-	590
72082500	Iron/non-alloy steel in coils, until hot-rolled, pickled,width>=600mm, of a thickness>=4.75mm;not clad, plated/coated	-	239.041	-	197.449
72082600	Iron/non-alloy steel in coils, until hot-rolled, pickled,width>=600mm,3mm>=thick< 4.75mm; not clad, plated/coated	1.094.712	5.801.567	1.120.895	4.941.392
72082711	Iron/non-alloy steel in coils,until hot-rolled,width>=600mmpickled;not clad, plated/coated, thick<2mm, carbon>=0.6%	44	389	300	7.723



Tabel 3 : Ekspor Indonesia menurut Komoditi ( Kode HS 8 digit )

November 2021

Kode H S	Uraian golongan barang	Berat bersih (Kg)		Nilai F.O.B. ( U S \$ )	
		Bulan ini	Kumulatif	Bulan ini	Kumulatif
(1)	(2)	(3)	(4)	(5)	(6)
72082719	Iron/non-alloy steel in coils,until hot-rolled,width>=600mmpickled; not clad, plated/coated, thick<2mm, carbon<0.6%	695	1.125.162	734	1.085.428
72082799	Iron/non-alloy steel in coils,until hot-rolled,width>=600mmpickled; not clad, plated/coated,2mm<=thick>3mm,carbon<0.6%	1.814.592	15.527.626	1.818.614	12.267.945
72083600	Iron/non-alloy steel in coils,until hot-rolled,width>=600mmpickled; not clad, plated/coated,of a thick>10mm,carbon<0.6%	45.000	18.905.551	41.333	16.008.678
72083700	Iron/non-alloy steel in coils,until hot-rolled,width>=600mmpickled;not clad,plated/coated,4.75mm>=thick<10mm,carbo<0.6%	1.402.006	102.306.764	1.287.781	86.676.992
72083800	Iron/non-alloy steel in coils,until hot-rolled,width>=600mmpickled;not clad,plated/coated,3mm>=thick<3.47mm,carbon<0.6%	619.000	49.923.019	573.128	40.459.611
72083990	Iron/non-alloy steel in coils,until hot-rolled,width>=600mmpickled;not clad, plated/coated,3mm<=thick>0.17mm,carbo<0.6%	1.007.000	31.437.180	941.250	24.999.168
72084000	Iron/non-alloy steel not in coils,until hot-rolled,>=600mmwith patterns in relief	-	41.801	-	29.887
72085100	Iron/non-alloy steel not in coils,until hot-rolled,>=600mmwith patterns in relief of a thickness > 10 mm	46.330.584	401.117.017	42.632.035	333.139.092
72085200	Iron/non-alloy steel not in coils,until hot-rolled,>=600mmwith patterns in relief >=4.75 mm thicknes<10 mm	13.119.375	173.595.867	11.968.039	139.832.487
72085300	Iron/non-alloy steel not in coils,until hot-rolled,>=600mmwith patterns in relief >=3 mm thicknes<4.75 mm	100.000	3.520.155	93.850	3.288.869
72085490	Iron/non-alloy steel not in coils,until hot-rolled,>=600mmwith patterns in relief >=0.17mm&containig <0.6 % of carbon	-	2.699.135	-	2.511.087
72089090	Oth than not in coils, not further worked than hot-rolled,with patterns in relief	5.247	2.200.882	17.157	1.917.033
72091500	Iron/non-alloy steel, in coil cold-rolled of width >=600 mmnot coated, of a thickness >=3mm	-	321	-	501
72091610	Iron/non-alloy steel, in coil cold-rolled of width >=600 mmnot coated, <1mm&thickness <3mm of a width <1.250 mm	641.150	5.828.754	773.904	6.927.830
72091690	Iron/non-alloy steel, in coil cold-rolled of width >=600 mmnot coated, <1mm&thickness <3mm of a width >1.250 mm	22.256	286.434	67.623	748.083
72091710	Iron/non-alloy steel, in coil cold-rolled of width >=600 mmnot coated,>=0.5mm thickness<1 mm of a width <1.250 mm	1.071.248	15.394.994	1.208.429	16.968.018
72091790	Iron/non-alloy steel, in coil cold-rolled of width >=600 mmnot coated,>=0.5mm thickness<1 mm of a width >1.250 mm	-	29.963	-	13.016
72091899	Iron/non-alloy steel, in coil cold-rolled of width >=600 mmnot coated,>0.5mm thickness>=0.17mm&containing carbon <0.6%	-	2.193.820	-	2.453.898
72092610	Not in coils, not further worked than cold-rolled >1 thickness <3mm, of width <1,250 mm	-	1.053.541	-	1.010.893
72092710	Not in coils, not further worked than cold-rolled >=0.5mm thickness <1mm, of width <1,250 mm	-	675.720	-	736.438
72092790	Not in coils, not further worked than cold-rolled >=0.5mm thickness <1mm, of width >1,250 mm	-	32.258	-	45.783
72092890	Not in coils, not further worked than cold-rolled >0.5mmthickness>=0.17mm,weight>0.6% carbon	-	2.505.341	-	2.282.388
72099090	Not in coils, not further worked than cold-rolled >0.5mmthickness>=0.17mm,weight>0.6% carbon&not corrugated	-	37	-	69
72101190	Iron or non-alloy steel, of a width>= 600 mm, clad, plated/coated tin, thickness>=0.5mm&weight<=0.6 % carbon	-	1.656	-	1.383

Tabel 3 : Ekspor Indonesia menurut Komoditi ( Kode HS 8 digit )

November 2021

Kode H S	Uraian golongan barang	Berat bersih (Kg)		Nilai F.O.B. ( U S \$ )	
		Bulan ini	Kumulatif	Bulan ini	Kumulatif
(1)	(2)	(3)	(4)	(5)	(6)
72101210	Iron or non-alloy steel, of a width>= 600 mm, clad, plated/coated tin, thickness<0.5mm&weight>=0.6 % carbon	-	776	-	13
72101290	Iron or non-alloy steel, of a width>= 600 mm, clad, plated/coated tin, thickness<0.5mm&weight<=0.6 % carbon	3.989	1.505.097	1.743	1.830.123
72102090	Iron/non-alloy steel,width>=600 mm,clad,plated/coated lead,incl terne plate,thickness<=1.5mm&weight>0.6 % carbon	-	1	-	0
72103011	Iron/non-alloy steel,width>=600 mm,electrolytically coated with zinc,thickness<=1.2mm&weight<0.6 % carbon	-	12.220	-	13.961
72103019	Iron/non-alloy steel,width>=600 mm,electrolytically coated with zinc,1.2mm > thickness >1.5mm&weight<0.6 % carbon	1.560	36.095	41.156	697.093
72103099	Iron/non-alloy steel,width>=600 mm,electrolytically coated with zinc, thickness >=1.2mm &weight>=0.6 % carbon	10	260	15	215
72104199	Iron/non-alloy steel,width>=600 mm,otherwise coated zinc,corrugated,weight<0.6 % carbon&>1.2 mm	36	2.486	288	863
72104911	Iron/non-alloy steel,width>=600 mm,coated zinc by the Ironzinc method,weight <0.04% carbon& thickness<=1.2 mm	-	227.275	-	179.728
72104912	Oth than iron/non-alloy steel,width>=600 mm,coated zinc byiron zinc method,weight <0.04% carbon& thickness<=1.2mm	6.630.533	59.910.752	9.168.033	75.309.524
72104913	Oth than iron/non-alloy steel,width>=600 mm,coated zinc byiron zinc method,weight<0.04%carbon&1.2mm<=thickness<=1.5mm	-	75.075	-	126.885
72104919	Oth than iron/non-alloy steel,width>=600 mm,coated zinc byiron zinc method,weight<0.04%carbon&<=1.2mm thickness>1.5mm	-	52.696	-	28.155
72104999	Oth than iron/non-alloy steel,width>=600 mm,coated zinc byiron zinc method,weight<0.04%carbon&>1.2mm	3.375	19.300	2.700	18.961
72105000	Iron/non-alloy steel,width>=600 mm,coated chromium oxidesor with chromium and chromium oxides	253.021	6.207.860	313.099	9.292.817
72106111	Iron/non-alloy steel,width>=600 mm,coated aluminium zinc alloys&weight <0.6 % carbon,thickness <=1.2 mm	5.080.117	15.745.559	7.462.689	19.037.812
72106112	Iron/non-alloy steel,width>=600 mm,coated aluminium zinc alloys&weight <0.6 % carbon, >1.2 mm thickness<=1.5mm	-	9.818	-	13.108
72106119	Iron/non-alloy steel,width>=600 mm,coated aluminium zinc alloys&weight <0.6 % carbon, >1.2 mm thickness>1.5mm	1	1	2	3
72107011	Painted, varnished/coated with plastics, containing weight<0.6 % carbon & thickness <=1.5 mm	1.029.545	5.132.598	1.893.916	8.136.610
72107019	No painted, varnished/coated with plastics, containing weight<0.6 % carbon & thickness <=1.5 mm	-	43	-	1.465
72107099	No painted, varnished/coated with plastics, containing weight<0.6 % carbon & thickness >1.5 mm	-	2	-	5
72109090	No painted, varnished/coated with plastics, containing weight<0.6 % carbon & thickness >1.5 mm	-	394.934	-	538.249
72111319	Iron/non Alloy steel,width<600mm,not coated,width>=150mm,thick<=4mm,<0.6% carbon,relief & not corrugated	20	597	150	20.151
72111415	Iron/non Alloy steel, width<600mm, not coated, width>=150mm, thickness>=4.75mm, weight<0.6%carbon, coils for re-rolling	-	5	-	10
72111499	Iron/non Alloy steel, width<600mm, not coated, width>=150mm, thickness<=4.75mm, weight>0.6%carbon, not coils for re-rolling	-	98	-	1.260
72111919	Oth than coils for re-rolling,Iron/non alloy steel,width>=150mm width<600mm,thickness<=4.75mm,weight<0.6%carbon	-	5.224	-	7.999
72112320	Iron/non alloy steel,cold reduced,>=400mm width<600mm,not coated,thickness>=4.75mm,weight,<0.25%carbon,hoo&strip	-	1.840	-	2.500

Tabel 3 : Ekspor Indonesia menurut Komoditi ( Kode HS 8 digit )

November 2021

Kode H S	Uraian golongan barang	Berat bersih (Kg)		Nilai F.O.B. ( U S \$ )	
		Bulan ini	Kumulatif	Bulan ini	Kumulatif
(1)	(2)	(3)	(4)	(5)	(6)
72112390	Oth than Iron/non alloy steel,cold reduced,>=400mm width<600mm, not coated,thickness<=0.17mm,weight,0.25%carbon	-	15.966	-	31.373
72112920	Iron/non alloy steel,cold reduced,>=150mm width<400mm,not coated,thickness>=4.75mm,weight,<0.25%carbon,hoop&strip	4.724	5.329	13.936	15.388
72119019	Oth than iron/non alloy steel,cold reduced,<=25mm width<=400mm,weight<0.6%carbon,thickness<=0.17mm	-	650	-	3.445
72119099	Iron/non alloy steel,cold reduced,<=25mm width<=400mm,weight>0.6%carbon,thickness>=0.17mm	-	35.597	-	20.852
72121019	Flat-rolled iron/non-alloy steel,coated tin,weight<0.6%carbon, hoop&strip 400mm>width<600mm	-	4.238	-	9.576
72122010	Flat-rolled iron/non-alloy steel,coated electrolytically zinc,weight>0.6% carbon, hoop&strip <=400mm	-	311	-	547
72122020	Flat-rolled iron/non-alloy steel,coated electrolytically zinc,weight<0.6% carbon,thickness<1.5mm	-	966	-	2.987
72122090	Flat-rolled iron/non-alloy steel,coated electrolytically zinc,weight<0.6% carbon,thickness>1.5mm	9.549	19.392	1.542	7.689
72123012	Flat-rolled iron/non-alloy steel,coated zinc,weight<0.6% carbon,hoop&strip >=25width<400mm	100	1.524	83.255	85.220
72123013	Oth than flat-rolled iron/non-alloy steel,coated zinc,weight<0.6%carbon,width<=15mm	-	1.506	-	2.095
72123014	Oth than flat-rolled iron/non-alloy steel,coated the ironzinc alloy,weight<0.04 % carbon	-	83	-	45
72123090	Oth than flat-rolled iron/non-alloy steel,coated zinc,weight>0.04 % carbon	312.304	1.966.610	418.803	2.633.164
72124019	Flat-rolled iron/non-alloy steel,coated plastics,weight<0.6% carbon, hoop&other strip width>400mm	-	2	-	33
72125019	Other than flat-rolled iron/non-alloy steel,coated chromiumoxides/chromium&chromium oxides,hoop&other universal plates	-	29.470	-	39.509
72125024	Flat-rolled iron/non-alloy steel,coated aluminium-zincalloys,hoop and strip, width>25 mm	1.468.398	7.056.936	1.995.667	8.850.336
72125029	Flat-rolled iron/non-alloy steel,coated aluminium-zincalloys,other hoop and strip, width>25 mm	-	1.203	-	2.371
72125094	Flat-rolled iron/non-alloy steel,not coated,hoop and strip,,width>25 mm	-	62	-	161
72125099	Oth than flat-roll iron/non-alloy steel,not coated,hoop&strip,,width>25 mm	-	512.227	-	401.149
72131010	Bars&rods,hot-rolled,in irregularly wound coils,iron/nonalloy steel,ribs,rolling process:diameter<50mm	13.175	51.528	1.985	8.046
72131090	Bars&rods,hot-rolled,in irregularly wound coils,iron/nonalloy steel,ribs,rolling process:diameter>50mm	-	3.691	-	15.190
72132000	Iron or non-alloy steel; bars and rods, hot-rolled, in irregularly wound coils, of free-cutting steel	-	116.453	-	159.132
72139110	Bars&rods,hot-rolled,in irregularly wound coils,iron/nonalloy steel,ribs,measuring diameter<14mm,soldering sticks	854.476	65.592.020	722.038	42.408.658
72139120	Bars&rods,hot-rolled,in irregularly wound coils,iron/nonalloy steel,ribs,measuring diameter<14mm,rebars	1.789.890	39.216.210	1.398.489	27.535.469
72139190	Oth than bars&rods,hot-rolled,in irregularly wound coils,iron/non alloy steel,ribs,measuring diameter<14mm,rebars	43.510.888	564.217.913	33.286.976	383.172.188
72139910	Bars&rods,hot-rolled,in irregularly wound coils,iron/nonalloy steel,ribs,measuring diameter>14mm,soldering sticks	1	2	1	3

Tabel 3 : Ekspor Indonesia menurut Komoditi ( Kode HS 8 digit )

		November 2021			
Kode H S	Uraian golongan barang	Berat bersih (Kg)		Nilai F.O.B. ( U S \$ )	
		Bulan ini	Kumulatif	Bulan ini	Kumulatif
(1)	(2)	(3)	(4)	(5)	(6)
72139990	Oth than bars&rods,hot-rolled,in irregularly wound coils,iron/non alloy steel,ribs,measuring diameter>14mm,rebars	-	61	-	263
72141011	Bars&rods iron/non-alloy steel, hot-rolled,twisted after rolling, forged&weight<0.6%,circular cross-section	29	29	4	4
72141019	Bars&rods iron/non-alloy steel, hot-rolled,twisted after rolling, forged&weight<0.6%,not circular cross-section	26.083	455.997	69.000	764.318
72141029	Bars&rods iron/non-alloy steel, hot-rolled,twisted after rolling, forged&weight>0.6%,not circular cross-section	2	91	5	63
72142039	Containing indentations,ribs,grooves,twisted after rolling,weight<0.6%carbon,cross-section, not used rebars	3.801.570	48.229.378	2.988.004	34.356.814
72142061	Containing indentations,ribs,grooves,twisted after rolling,weight>0.6%carbon,not cross-section,used rebars	44.698	707.738	24.286	146.237
72142069	Containing indentations,ribs,grooves,twisted after rolling,weight>0.6%carbon,not cross-section,not used rebars	-	27.780	-	21.469
72143090	Containing indentations,ribs,grooves,twisted after rolling,weight>0.6%carbon,free cutting steel,not cross-section	3.600	25.329	1.025	11.677
72149112	Containing indentations,ribs,grooves,twisted after rolling,0.17%=>weight<0.46%carbon&,1,2%=>weight<1.65% manganese	7.050	7.050	7.126	7.126
72149119	Containing indentations,ribs,grooves,twisted after rolling,0.17%<=>weight>0.46%carbon&,1,2%<=>weight>1.65% manganese	-	200	-	1.926
72149919	Oth than rectangular (other than square) cross-section;weight>=0.6%carbon&weight >1.15% manganese	3.000	41.581	1.700	8.202
72149991	Rectangular (other than square) cross-section;0.38%<weight=<0.6%carbon,<0.05% fosfor&<=0.05% sulfur	941.304	5.237.856	730.900	4.259.517
72149992	Rectangular (other than square) cross-section;weight>=0.38%carbon&<1.15% manganese	12.902	144.554	9.881	109.040
72149993	Rectangular (other than square)cross-section;>=0.15%weight <0.46% carbon & 1,2%=>weight<1.65% manganese	-	83.394	-	70.595
72149999	Rectangular (other than square)cross-section;<=0.15%weight >0.46% carbon & weight>=1.65% manganese	165.346	4.274.802	151.754	2.938.266
72151010	Oth bar&rod iron/non-alloy steel,free-cut steel,not furtherwork than cold finished,circular cross-section	-	1	-	1
72151090	Oth bar&rod iron/non-alloy steel,free-cut steel,not furtherwork than cold finished,not circular cross-section	2	92	10	1.836
72155010	Oth bar&rod iron/non-alloy steel,free-cut steel,not furtherwork than cold finished,weight>=0.6%carbon,oth section	-	73	-	100
72155091	Oth bar&rod iron/non-alloy steel,free-cut steel,not furtherwork than cold finished,weight<0.6%carbon,used rebars	-	1	-	2
72155099	Oth bar&rod iron/non-alloy steel,free-cut steel,not furtherwork than cold finished,weight<0.6%carbon,unused rebar	-	80.972	-	123.882
72159090	Oth bar&rod iron/non-alloy steel,free-cut steel,further work than cold finished,not kind used rebars	-	24.655	-	98.446
72162110	Angles,shapes&sect iron/non-alloy steel,L sect,not furtherwork than hot-rolled/extrude,height<80 mm,weight<0.6%carbon	51.900	128.764	52.575	116.739
72162190	Angles,shapes&sect iron/non-alloy steel,L sect,not furtherwork than hot-rolled/extrude,height<80 mm,weight>0.6%carbon	308.608	982.481	264.038	1.311.054
72162200	Angles,shapes&sect iron/non-alloy steel,T sect,not furtherwork than hot-rolled/extrude,height<80 mm,weight<0.6%carbon	-	98.598	-	979.604

Tabel 3 : Ekspor Indonesia menurut Komoditi ( Kode HS 8 digit )

		November 2021			
Kode H S	Uraian golongan barang	Berat bersih (Kg)		Nilai F.O.B. ( U S \$ )	
		Bulan ini	Kumulatif	Bulan ini	Kumulatif
(1)	(2)	(3)	(4)	(5)	(6)
72163190	Angles,shapes&sect iron/non-alloy steel,U sect,not further work than hot- roll/extrude,height<80 mm,weight<=0.6%carbon	-	49.918	-	39.906
72163290	Angles,shapes&sect iron/non-alloy steel,I sect,not furtherwork than hot- roll/extrude,thickness>=5mm	107.714	159.380	111.475	162.234
72163311	Angles,shapes&sect iron/non-alloy steel,H sect,not furtherwork than hot- roll/extrude,carbon<0.6%,thickness flange<=web	-	704	-	518
72163319	Angles,shapes&sect iron/non-alloy steel,H sect,not furtherwork than hot- roll/extrude,carbon<0.6%,thickness flange>=web	2.136	181.915	4.720	159.308
72163390	Angles,shapes&sect iron/non-alloy steel,H sect,not furtherwork than hot- roll/extrude,carbon>0.6%,thickness flange>=web	-	958.186	-	460.043
72164090	Angle,shape&sect iron/non-alloy steel,L/T sect,not furtherwork than hot- roll/extrude,height>=80mm&weight<=0.6%carbon	47.160	154.492	41.713	111.781
72165019	Angle,shape&sect iron/non-alloy steel,not further work thanhot- roll/extrude,height<80mm&weight<=0.6%carbon	-	268.737	-	212.887
72165099	Angle,shape&sect iron/non-alloy steel,not further work thanhot- roll/extrude,height>80mm&weight<=0.6%carbon	8	183.581	3	119.635
72166900	Angle,shape&sect iron/non-alloy steel,not further work thancold- formed/finished,obtained from not flat-rolled products	14.607	85.816	76.939	236.879
72169900	Angle,oth than slotted angles,further work than hot finish,from flat-rolled product	23	479.827	869	635.568
72171010	Wire iron/non-alloy steel,not plated, whether/not polished,weight>=0.25%carbon	22.204	281.385	27.811	399.668
72171022	Wire iron/non-alloy steel,Bead,reed,wire kind used makingstrands for prestressing concrete; free-cutting steel wire	-	3.817	-	6.359
72171029	Oth than wire iron/non-alloy steel,Bead,reed,wire kind usedmaking strands prestressing concrete,free-cutting steel wire	0	536	212	6.887
72171033	Wire iron/non-alloy steel,wire of a kind used for makingstrands for prestressing concrete	59	300	30	150
72171039	Oth than wire iron/non-alloy steel,wire of a kind used formaking strands for prestressing concrete	98.332	1.432.003	209.959	2.904.168
72172010	Wire iron/non-alloy steel,plated/coated with zinc, weight<0.25% carbon	1.364	142.860	4.951	155.184
72172091	Wire iron/non-alloy steel,steel core wire kind use forsteel reinforced aluminium conductors weight >=0.45% carbon	-	9	-	11.584
72172099	Wire iron/non-alloy steel,steel core wire kind use forsteel unreinforced aluminium conductor weight<=0.45%carbon	1.027.918	5.527.519	1.293.374	6.380.164
72173019	Wire iron/non-alloy steel,plated with oth base metal,weight<0.25%carbon,not plated tin	301.674	5.235.176	445.194	6.641.164
72173029	Wire iron/non-alloy steel,0.25%>=weight<0.6% carbon,not plated tin	-	1	-	2
72173033	Wire iron/non-alloy steel,weight>=0.6%carbon,brass coatedsteel wire kind used manufacture of pneumatic rubber tyres	12.944	221.508	37.686	479.542
72173034	Wire iron/non-alloy steel,weight>=0.6%carbon,copper coatedsteel wire kind used manufacture of pneumatic rubber tyres	56.344	918.355	38.552	554.878
72173039	Wire iron/non-alloy steel,weight>=0.6%carbon,oth brass,copper,tin coated wire use manufact pneumatic rubber tyres	-	286	-	180
72179090	Oth than wire iron/non-alloy steel,weight>0.25%carbon	16	5.072	16	25.247
72181000	Stainless steel in ingots/other primary form,semi-finishproduct stainless steel	1.363	26.944	2.832	54.527
72189100	Steel, stainless; semi-finished products, of rectangular (other than square) cross-section	15.923.930	396.093.410	38.558.141	786.580.648

Tabel 3 : Ekspor Indonesia menurut Komoditi ( Kode HS 8 digit )

		November 2021			
Kode H S	Uraian golongan barang	Berat bersih (Kg)		Nilai F.O.B. ( U S \$ )	
		Bulan ini	Kumulatif	Bulan ini	Kumulatif
(1)	(2)	(3)	(4)	(5)	(6)
72189900	Steel, stainless; semi-finished products, other than of rectangular cross-section	66.733.871	1.152.507.161	184.868.022	2.294.727.415
72191100	Flat-rolled product stainless steel,width>=600mm,unfurtherwork than hot-rolled in coils,thickness>10mm	3.365.335	21.658.400	9.292.404	49.018.806
72191200	Flat-rolled product stainless steel,width>=600mm,unfurtherwork than hot-rolled in coils,4.75mm>=thickness<10mm	60.391.257	560.691.374	169.819.132	1.253.553.111
72191300	Flat-rolled product stainless steel,width>=600mm,unfurtherwork than hot-rolled in coils,3mm>=thickness<4.75mm	100.321.510	983.038.487	276.002.148	2.161.923.395
72191400	Flat-rolled product stainless steel,width>=600mm,unfurtherwork than hot-rolled in coils,thickness<3mm	20.932.625	289.284.394	56.721.351	625.720.056
72192300	Flat-rolled product stainless steel,width>=600mm,unfurtherwork than hot-rolled not in coils,3mm>=thickness<4.75mm	-	2.633	-	8.963
72193100	Flat-rolled product stainless steel,width>=600mm,unfurtherwork than cold-rolled,thickness>=4.75mm	-	28.628.334	-	59.267.201
72193200	Flat-rolled product stainless steel,width>=600mm,unfurtherwork than cold-rolled,3mm>=thickness<4.75mm	21.348.272	229.945.653	57.878.628	487.053.412
72193300	Flat-rolled product stainless steel,width>=600mm,unfurtherwork than cold-rolled,1mm>=thickness<3mm	82.736.365	466.445.280	227.518.250	1.044.828.253
72193400	Flat-rolled product stainless steel,width>=600mm,unfurtherwork than cold-rolled,0.5mm>=thickness<1mm	7.194.293	81.206.478	21.042.546	194.388.037
72193500	Flat-rolled product stainless steel,width>=600mm,unfurtherwork than cold-rolled,thickness<0.5mm	1.333.563	9.763.592	4.181.930	25.954.193
72199000	Steel, stainless; flat-rolled, width 600mm or more, n.e.c. in heading no. 7219	495	30.782	10.683	158.099
72201110	Flat roll product stainless,width<600 mm,unfurther workthan hot roll,thickness>=4.75 mm,hoop&strip,width<=400mm	-	299.212	-	47.381
72201190	Flat roll product stainless,width<600 mm,unfurther workthan hot roll,thickness>=4.75 mm,hoop&strip,width>400mm	-	36.986	-	70.233
72201290	Flat roll product stainless,width<600 mm,unfurther workthan hot roll,thickness<4.75 mm,hoop&strip,width>400mm	230.280	3.171.409	562.147	6.452.277
72202010	Flat roll product stainless,width<600 mm,unfurther workthan cold roll,thickness<4.75 mm,hoop&strip,width<=400mm	31.823	629.606	142.095	2.221.127
72202090	Flat roll product stainless,width<600 mm,unfurther workthan cold roll,thickness<4.75 mm,hoop&strip,width>400mm	-	178.136	-	450.023
72209090	Oth than flat roll product stainless,width<600 mm,unfurtherthan hot/cold roll,thick<4.75 mm,hoop&strip,width>400mm	467.707	5.430.808	1.537.687	10.308.419
72210000	Bar&rod,hot-roll,irregularly wound coil,stainless steel	210	1.722	1.589	69.068
72221100	Bar&rod,stainless steel,angle,shape&sect unfurther work hotroll,circular cross section	2	4.731	75	25.903
72221900	Steel, stainless; bars and rods, hot-rolled, hot-drawn or extruded, other than of circular cross-section	35.709	168.772	91.255	807.063
72222010	Bar&rod,stainless steel,angle,shape&sect unfurther workcold roll,circular cross section	-	31.346	-	889.720
72222090	Oth than bar&rod,stainless steel,angle,shape&sect unfurtherunfurther work cold roll,circular cross section	48.005	1.405.530	4.039	553.118

Tabel 3 : Ekspor Indonesia menurut Komoditi ( Kode HS 8 digit )

November 2021

Kode H S	Uraian golongan barang	Berat bersih (Kg)		Nilai F.O.B. ( U S \$ )	
		Bulan ini	Kumulatif	Bulan ini	Kumulatif
(1)	(2)	(3)	(4)	(5)	(6)
72223090	Oth tha bar&rod,unfurther work than hot/cold,circular crossection	666	62.261	8.493	920.746
72224090	Bar&rod,stainless steel,angle,shape&sect unfurther workcold roll,circular cross section	114.474	436.493	140.387	400.656
72230010	Wire of stainless steel,cross-section>=3mm	116	2.437	5.694	159.771
72230090	Wire of stainless steel,cross-section<=3mm	534.837	7.066.427	1.876.909	21.920.746
72249000	Steel, alloy; semi-finished products	-	3	-	2
72251100	Flat-rolled product oth alloy steel,width>=600mm,siliconelectrical steel,grain-oriented	-	236.065	-	599.865
72251900	Steel, alloy; flat-rolled, width 600mm or more, of silicon-electrical steel, (other than grain-oriented)	-	261.031	-	331.294
72254090	Oth than flat-roll product alloy steel,width>=600mm,othunfurther work than hot roll,not in coils,high speed steel	-	65.545	-	109.305
72255090	Oth than flat-roll product alloy steel,width>=600mm,othunfurther work than cold roll,high speed steel	-	79.557	-	184.821
72259290	Oth than flat-roll product steel,width>=600mm,unfurtherwork cold roll,othwise coated zinc,high speed steel	282.520	1.868.128	259.404	1.763.072
72259990	Oth than flat-roll product steel,width>=600mm,unfurtherwork cold roll,high speed steel	-	304.014	-	180.723
72261110	Flat-rolled products of silicon-elect steel,grain-oriented,hoop&strip,width<=400mm	-	67.533	-	169.926
72261190	Flat-rolled products of silicon-elect steel,grain-oriented,hoop&strip,400mm<width<=600mm	-	134.440	-	335.947
72261910	Flat-rolled products of silicon-elect steel,oth than grainoriented,hoop&strip,width<=400mm	-	1.558	-	1.037
72261990	Flat-rolled products of silicon-elect steel,oth than grain,hoop&strip,400mm<width<=600mm	-	252.086	-	463.429
72262010	Flat-rolled products of high speed steel,hoop&strip,width<=400mm	30.920	97.420	16.350	62.815
72262090	Flat-rolled products of high speed steel,hoop&strip,400mm<width<=600mm	-	10	-	15
72269190	Flat-rolled products not high speed&silicon-elect steel,notfurther work than hot-rolled,hoop&strip,400mm<width<600mm	-	0	-	4
72269290	Flat-rolled products not high speed&silicon-elect steel,notfurther work than cold-rolled,hoop&strip,400mm<width<600mm	-	1.600	-	9.906
72269999	Flat-rolled products not high speed&silicon-elect steel,further work than,hoop&strip,width>400mm,not coated zinc	14.329	43.182	58.818	152.507
72272000	Bar&rod,hot roll, irregularly wound coil,oth alloy steel,silico-manganese steel	-	586.597	-	464.821
72279000	Steel, alloy; bars and rods, hot-rolled, in irregularly wound coils, n.e.c. in heading no. 7227	-	2.279.602	-	1.739.673
72281090	Oth bar&rod oth alloy steel; angle,shape&sec,hollow drill,,alloy/non-alloy steel,high speed steel,circular cross-sect	795	7.944	4.251	42.501
72282019	Oth bar&rod oth alloy steel; angle,shape&sect,siliconmangan steel,circular cross-sect,unfurther work hot rolled	-	695	-	884
72283010	Bar&rod oth alloy steel;angle,shape&sect unfurther work hotroll,circular cross sect	29.118	47.154	29.234	73.678
72283090	Oth than bar&rod oth alloy steel;angle,shape&sect unfurtherwork hot roll,circular cross sect	-	616.028	-	534.684
72285010	Bar&rod oth alloy steel;angle,shape&sect unfurther workcold-formed/finished,circular cross sect	91.254	845.035	88.768	772.535
72285090	Oth than bar&rod oth alloy steel;angle,shape&sect unfurtherwork cold-formed/finished,circular cross sect	-	1.712	-	8.628

Tabel 3 : Ekspor Indonesia menurut Komoditi ( Kode HS 8 digit )

November 2021

Kode H S	Uraian golongan barang	Berat bersih (Kg)		Nilai F.O.B. ( U S \$ )	
		Bulan ini	Kumulatif	Bulan ini	Kumulatif
(1)	(2)	(3)	(4)	(5)	(6)
72286010	Oth bar&rod,circular cross sect	-	105	-	1.425
72286090	Oth than bar&rod,circular cross sect	11	876	30	7.956
72287090	Oth bar&rod oth alloy steel;angle,shape&sect unfurther workhot roll	-	5.148	-	2.346
72288090	Oth bar&rod oth alloy steel; angle,shape&sec,hollow drill,sect unfurther hot roll,weight<=0.6%,circular cross-sect	1	3.800	125	17.291
72292000	Wire of oth silico-manganese steel	90	561	90	4.398
72299020	Wire of oth than silico-manganese steel,cross-sect<=5.5mm	348.504	3.756.086	984.261	11.713.646
72299030	Wire of high speed steel	-	126	-	43
72299091	Wire of containing by weight>=0.5% chromium	190.045	1.862.136	565.412	5.456.525
72299099	Other wire of alloy steel	121.542	810.919	338.269	2.343.548
73011000	Sheet piling of iron/steel,whether/not drill,punched/madefrom assembled elements	500	315.513	4.942	619.251
73012000	Welded angles, shapes and sections of iron or steel	-	3.756.310	-	12.835.592
73021000	Rails for railway/tramway track construction material of iron/steel	-	277.284	-	160.910
73023000	Switch blade, cross frog, point rod&oth cross piece for railway/tramway track construction material of iron/steel	3	8	5	932
73024000	Fish-plates and sole plates for railway/tramway track construction material of iron/steel	-	138.679	-	33.195
73029010	Sleeper (cross-ties) for railway/tramway track construction material of iron/steel	-	1.900	-	4.093
73029090	Chairs, chair wedges, rail chips, bedplates, ties for railway/tramway track construction material of iron/steel	9.300	507.071	20.931	986.755
73030011	Hubless tubes and pipes, of cast iron	770	65.101	21.894	696.911
73030019	Tubes and pipes with hub, of cast iron	46.474	1.110.957	51.545	1.374.938
73030091	Hollow profiles, of cast iron with external diameter not exceeding 100 mm	-	5	-	37
73030099	Hollow profiles, of cast iron with external diameter exceeding 100 mm	47.798	580.268	12.419	433.668
73041100	Line pipe used for oil/gas pipelines of stainless steel	365	4.053.930	4.638	4.629.904
73041900	Line pipe used for oil/gas pipelines oth of stainless steel	14.941.471	34.301.635	28.383.028	71.645.209
73042290	Drill pipe of stainless steel used in drilling for oil/gas with yield strength>=80,000 psi & not threaded pipe-end	179	793.845	1.315	3.894.416
73042310	Oth drill pipe of stainless steel used in drilling for oil/with yield strength< 80,000 psi & not threaded pipe-end	-	542.315	-	232.600
73042390	Oth drill pipe of stainless steel used in drilling for oil/with yield strength>=80,000 psi & not threaded pipe-end	2.655	51.859	9.690	176.998
73042410	Casing and tubing with yield strength less than 80,000 psi and not threaded end, of stainless steel	-	3.120	-	71.385
73042490	Casing and tubing with yield strength less than 80,000 psi and threaded end, of stainless steel	795.551	9.046.876	4.311.289	57.697.963
73042910	Casing and tubing with yield strength less than 80,000 psi and not threaded end, not of stainless steel	-	586.152	-	806.748
73042990	Casing and tubing with yield strength less than 80,000 psi and threaded end, not of stainless steel	8.354.109	42.250.500	12.445.982	77.032.657
73043110	Drillrod casing and tubing with pin and box threads, cold-drawn/rolled (cold reduced)	-	77.294	-	188.261
73043140	Circular cross-section, iron/non-alloy steel,diameter<140mm& carbon weight < 0.45%, cold-drawn/rolled (cold reduced)	12.860	17.399	20.540	74.871
73043190	Circular cross-section,iron/non-alloy steel,diameter>=140mm & carbon weight >=0.45%, cold-drawn/rolled (cold reduced)	65	50.813	801	97.961
73043920	High-pressure pipe capable of withstanding a pressure of not<42,000 psi,not cold-drawn/cold-rolled (cold-reduced)	-	51	-	1.196
73043940	Circular cross-section,iron/non-alloy steel,diameter<140mm&carbon <0.45%,not cold-drawn/cold-rolled(cold-reduced)	-	41.920	-	232.009
73043990	Circular cross-section,iron/non-alloy steel,diameter>=140mm&carbon >=0.45%, not cold-drawn/cold-rolled (cold-reduced)	195.754	314.364	197.888	300.764



Tabel 3 : Ekspor Indonesia menurut Komoditi ( Kode HS 8 digit )

November 2021

Kode H S	Uraian golongan barang	Berat bersih (Kg)		Nilai F.O.B. ( U S \$ )	
		Bulan ini	Kumulatif	Bulan ini	Kumulatif
(1)	(2)	(3)	(4)	(5)	(6)
73044100	Cold-drawn or cold-rolled (cold-reduced), other of circular cross-section, of stainless steel	-	107	-	1.589
73044900	Steel, stainless; (excluding cold-drawn or cold-rolled), tubes pipes and hollow profiles of circular cross-section	6	899.728	20	1.282.140
73045110	Drillrod casing and tubing with pin and box threads, cold-drawn or cold-rolled (cold-reduced)	8	14.597	285	37.917
73045190	Other high-pressure pipe capable of withstanding a pressure of not < 42,000 psi, cold-drawn/cold-rolled (cold-reduced)	3	6.797	54	32.383
73045990	Other high-pressure pipe capable of w/ standing a pressure of < 42,000 psi, not cold-drawn/cold-rolled (cold-reduced)	9.991	145.191	40.805	1.138.404
73049010	Other high-pressure pipe capable of with standing a pressure of not less than 42,000 psi	-	6.115	-	2.309
73049030	Oth tubes/pipes/hollow profiles,seamless steel,diameter < 140 mm & carbon weight <0.45%	-	119	-	49
73049090	Oth tubes/pipes/hollow profiles,seamless steel, diameter >= 140 mm & carbon weight >= 0.45%	3.328	249.244	120.094	854.917
73051100	Line pipe of a kind used for oil or gas pipelines:longitudinally submerged arc welded	42.915	10.264.103	78.275	50.313.461
73051210	Line pipe of a kind used for oil or gas pipelines:longitudinally welded,elect resist welded	-	6.617	-	22.192
73051290	Line pipe of a kind used for oil or gas pipelines:longitudinally welded,not elect resist welded	-	24.581	-	77.658
73051910	Line pipe of a kind used for oil or gas pipelines:spiral or helical submerged arc welded	998.046	998.046	1.291.347	1.291.347
73051990	Line pipe of a kind used for oil or gas pipelines:oth spiral or helical submerged arc welded	794.650	927.040	295.266	391.587
73052000	Casing of a kind used in drilling for oil or gas	681.495	10.571.793	234.753	6.048.504
73053110	Stainless steel pipes and tubes of a kind used in drilling for oil or gas longitudinally welded	138.474	1.327.393	637.496	5.725.317
73053190	Oth Stainless steel pipes & tubes high-pressure pipe capable of withstanding a pressure of not less than 42,000 psi	-	661.630	-	2.883.591
73053990	Oth Stainless steel pipes & tubes high-pressure pipe capable of withstanding a pressure of not less than 42,000 psi	-	38.826	-	26.198
73059000	Iron or steel (excluding cast iron); tubes and pipes n.e.c. in heading no. 7305, having circular cross-sections, external diameter exceeds 406.4mm, (not seamless)	-	328.981	-	452.594
73061110	Line pipe of a kind used for oil/gas pipelines; welded,of stainless steel:Longitudinally electr resist welded (ERW)	-	3.840.173	-	4.218.999
73061190	Oth line pipe of a kind used for oil/gas pipelines; welded,of stainless steel	-	2.177	-	38.341
73061910	Oth line pipe of a kind used for oil/gas pipelines; welded,of stainless steel:Longitudinally electr resist welded (ERW)	28.023	305.685	86.801	2.570.398
73061990	Oth line pipe of a kind used for oil/gas pipelines; welded,of stainless steel,nor ERW & spiral/helical submerged welded	63.435	304.816	113.990	493.686
73062900	Iron or steel (excluding cast iron); casing and tubing of a kind used in drilling for oil and gas (other than stainless steel or seamless), n.e.c. in chapter 73	-	1.190.103	-	2.491.927
73063019	Oth boiler tubes : with an extn diameter < 12.5 mm+B1306	-	272	-	3.505
73063021	Copper-plated,fluororesin-coated/zinc-chromated steel tubewith an extn diamtr<=15 mm:with an extn diamtr < 12.5 mm	-	1.198	-	26.357
73063029	Oth copper-plated,fluororesin-coated/zinc-chromated steel tube with an extn diamtr<=15 mm:with an extn diamtr < 12.5 mm	1.463.897	20.449.551	2.131.428	23.674.867
73063091	Pipe to heater pipe for elemnt elect flat,extn dia<=12mm,w/intern dia>=12.5mm,extn dia<140mm&contain weight<0.45%	36.449	707.719	87.441	1.407.459
73063092	Pipe to heater pipe elemnt of elect flat,extn dia<=12mm,with intrnl dia>=12.5mm,extrnl dia<140mm&contain weight<0,45%	-	48.721	-	131.547

Tabel 3 : Ekspor Indonesia menurut Komoditi ( Kode HS 8 digit )

November 2021

Kode H S	Uraian golongan barang	Berat bersih (Kg)		Nilai F.O.B. ( U S \$ )	
		Bulan ini	Kumulatif	Bulan ini	Kumulatif
(1)	(2)	(3)	(4)	(5)	(6)
73063099	Oth pipe to heater pipe,elemnt elect flat,w/extn dia<=12mm,w/intrnl dia>=12.5 mm,extrnl dia<140mm &contain weight<0.45%	38.215	975.099	59.848	1.299.761
73064019	Welded of circular cross-sect,stainless steel,boiler tubestubes with an extrn diameter > 12.5 mm	-	29.849	-	85.423
73064020	Stainless steel pipes and tubes, with an external diameter exceeding 105 mm	0	850	10	34.210
73064090	Oth Boiler tubes,stainless steel pipe&tube,w/extrnl diamtr>105mm,contain weight 30% nickel,w/extrnl dia>=10mm	58.932	659.241	267.177	2.947.713
73065091	Pipe oth than boiler tubes with an externaldiameter <=12.5mm	-	20.200	-	24.240
73065099	Pipe oth than boiler tubes with an externaldiameter >12.5mm	47.360	460.275	96.480	937.669
73066110	Hollow profiles of iron/steel,welded with an externaldiagonal <12.5 mm	-	18.750	-	10.000
73066190	Hollow profiles of iron/steel,welded with an externaldiagonal >=12.5 mm	23.910	303.301	54.983	560.813
73066990	Hollow profiles of iron/steel,not welded with an externaldiagonal >=12.5 mm	1.080	20.581	20.830	138.867
73069092	Other than high presure pipes	-	100	-	905
73069099	Other high presure pipes	200	20.449	290	29.163
73071110	Hubless tube or pipe fittings	-	285	-	7.890
73071190	Other hubless tube or pipe fittings	6.739	68.705	86.805	354.154
73071900	Iron or steel; cast fittings, other than of non-malleable cast iron	2.188.476	9.505.506	2.856.795	22.002.603
73072110	Flanges, having an internal diameter of less than 15 cm	-	4.989	-	50.180
73072190	Other flanges, having an internal diameter of < 15 cm	76.469	838.398	347.525	4.297.359
73072210	Threaded elbows, bends and sleeves, having an internal diameter of less than 15 cm	8.133	71.196	98.149	1.134.435
73072290	Other threaded elbows, bends and sleeves, having an internal diameter of less than 15 cm	2.882	60.643	33.189	1.196.299
73072310	Butt welding fittings, having an internal diameter of less than 15 cm	-	58.812	-	195.236
73072390	Other butt welding fittings, having an internal diameter of less than 15 cm	1.779	22.612	65.252	765.088
73072910	Oth Flanges Having an internal diameter of less than 15 cm	11.729	157.442	49.519	605.839
73072990	Oth stainless steel oth than flanges,butt welding,threaded elbow,bend & sleeve of iron/steel>=15cm	99.980	791.882	397.793	3.225.616
73079110	Oth tube or pipe fittings flanges,internal diameter<15cm	12.138	106.990	47.694	507.521
73079190	Oth tube or pipe fittings flanges,internal diameter>=15cm	231.336	1.901.377	637.271	6.104.417
73079210	Oth tube/pipe fittings threaded elbows,bends&sleeves,internal diameter<15cm	493	6.904	31.346	410.965
73079290	Oth tube/pipe fittings threaded elbows,bends&sleeves,internal diameter>=15cm	454.853	3.398.418	308.934	4.096.706
73079390	Oth tube/pipe fittings,butt weldingfittings,internal diameter>=15cm	34.590	215.226	468.730	3.055.724
73079910	Oth tube/pipe fittings,not butt welding fittings/flanges/elbows,bends & sleeve,internal diameter<15cm	4.971	82.221	70.365	1.571.774
73079990	Oth tube/pipe fittings,not butt welding fittings/flanges/elbows,bends,sleeve internal diameter>=15cm	674.182	8.740.376	4.219.027	48.600.364
73081010	Bridges and bridge sect.prefabricated modular type joined by shear connectors of iron or steel	-	265.322	-	533.443
73081090	Other bridges and bridge sections of iron or steel	588.841	3.750.276	729.238	6.889.476
73082011	Towers with prefabricated modular of iron or steelttype joined by shear connectors	-	25.114	-	21.352
73082019	Other towers of iron or steel	2.005.640	50.754.158	2.753.260	65.005.346
73082029	Other lattice masts of iron or steel	89.619	8.474.054	512.697	27.027.656

Tabel 3 : Ekspor Indonesia menurut Komoditi ( Kode HS 8 digit )

November 2021

Kode H S	Uraian golongan barang	Berat bersih (Kg)		Nilai F.O.B. ( U S \$ )	
		Bulan ini	Kumulatif	Bulan ini	Kumulatif
(1)	(2)	(3)	(4)	(5)	(6)
73083010	Doors, of a thickness of 6 mm or more not exceeding 8 mm of iron or steel	200	472	250	4.464
73083090	Oth Doors, of a thickness of 6 mm or more, of iron or steel	2	56.504	18	181.093
73084010	Equipment for scaffolding, prefabricated modular type joined by shear connectors	-	4	-	100
73084090	Other equipment for scaffolding, shuttering, propping or pit propping	6.104.661	19.689.264	42.099.834	152.643.009
73089020	Other prefabricated modular type joinedby shear connectors	8.038	4.353.018	2.830	19.764.372
73089040	Oth corrugated and curved galvanised plates or sheets prepared for use in conduits, culverts or tunnels	5.100	35.151	4.593	50.976
73089050	Rail for ships of iron or steel	-	196.386	-	27.888
73089060	Perforated cable trays of iron or steel	-	45.548	-	347.962
73089092	Guardrails of iron or steel	2.499	8.509	3.562	4.662
73089099	Other guardrails of iron or steel	4.360.073	54.323.622	8.637.833	127.087.729
73090011	Lined or heat-insulated	-	7.550	-	121.108
73090019	Other lined or heat-insulated	105.004	3.650.224	19.901	2.758.436
73090091	Other lined or heat-insulated	3.115	33.510	9.270	53.145
73090099	Other not lined or heat-insulated	65.619	236.768	95.501	367.697
73101010	Tank,cask,drum,can,boxe&similar for any material capacity>50L<=300L,of tinplate	13.977	89.698	3.784	144.065
73101091	Tank, cask, drum, can, boxe&similar, capacity>50L<=300L, not tinplate, steel casting, forging/stamping in rough state	5	215	121	4.156
73101099	Other tank, cask, drum, can, boxe&similar, capacity>50L<=300L, not tinplate, steel casting, forging/stamping in rough state	16.474	241.656	27.155	513.055
73102110	Cans which are to be closed by soldering or crimping,of capacity <1L	56.390	404.113	250.006	1.531.047
73102191	Cans which are to be closed by soldering or crimping,of capacity <1L of tinplate	-	87.775	-	439.816
73102199	Other cans which are to be closed by soldering or crimping >1L & <50L	17.136	528.326	48.209	1.218.129
73102910	Other casting, forging or stamping, in the rough state, capacity <1L<<50L,of tinplate	34.190	531.560	138.947	2.051.156
73102991	Other casting, forging or stamping, in the rough state, capacity <1L<<50L,of tinplate	4.292	61.430	18.806	231.247
73102992	Other casting, forging or stamping, in the rough state, capacity >1L<<50L,of tinplate	-	0	-	0
73102999	Other not casting, forging or stamping, in the rough statecapacity >1L<<50L,of tinplate	701	67.190	350	297.109
73110024	Containers for compressed/liquefied gas,of iron/steel seamless steel cylinders,capacity>30L &<110L for LPG	54.350	210.036	41.665	169.940
73110025	Oth containers for compressed/liquefied gas seamless steel cylinders, for Liquefied Petroleum Gas (LPG)	157.870	160.320	8.015.877	8.016.416
73110027	Oth containers for compressed/liquefied gas,seamless steel cylinders,capacity>30L<<110L	-	491.439	-	937.189
73110029	Oth containers for compressed/liquefied gas seamless steel cylinders, capacity>30L	22.969	439.740	267.680	416.333
73110094	Other Containers for compressed or liquefied gas, of iron or steel with capacity > 30L &< 110L	-	19.103	-	47.700
73110099	Other Containers for compressed or liquefied gas, of iron or steel with capacity > 110L	1.556	820.615	43.202	981.354
73121010	Standed wire,ropes & cables for locked coil,flattened strands&non rotating wire rope	0	122.223	33	140.237
73121020	Stranded wire,rope&cables by plated or coated with brass & of a diameter <=3mm	5.358.909	59.948.776	10.205.446	102.427.728
73121091	Other stranded steel wires for prestressing concrete	247.902	2.617.765	296.749	2.928.151
73121099	Other stranded wire, rope and cables not prestresed concrete strand wire	142.051	626.414	1.114.648	2.237.147
73129000	Iron or steel; plaited bands, slings and the like, not electrically insulated	975.624	9.545.605	2.994.131	24.220.079

Tabel 3 : Ekspor Indonesia menurut Komoditi ( Kode HS 8 digit )

November 2021

Kode H S	Uraian golongan barang	Berat bersih (Kg)		Nilai F.O.B. ( U S \$ )	
		Bulan ini	Kumulatif	Bulan ini	Kumulatif
(1)	(2)	(3)	(4)	(5)	(6)
73130000	Barbed wire of iron/steel; twisted hoop/single flat wire,barbed/not, & loosely twisted double wire,used for fencing	241.848	2.210.774	423.124	3.602.286
73141200	Woven cloth with endless bands formachinery, of stainless steel	74	407	8.735	23.174
73141400	Iron or steel; woven cloth, of stainless steel, (other than endless bands for machinery)	141	3.252	9.303	105.763
73141910	Other endless bands for machinery oth thn ofstainless steel	-	25	-	290
73141990	Other endless bands for machinery oth than of not stainless steel	33	2.646	826	116.619
73142000	Grill,netting&fencing, welded at intersect, of wire withmax cross-sectional dimension>= 3mm & having a mesh>=100cm2	4.627	16.924	70.477	138.910
73143900	Iron or steel wire; grill, netting and fencing, welded at the intersection, n.e.c. in item no. 7314.20, (other than plated or coated with zinc)	660	1.104.411	150	4.030.457
73144100	Iron or steel wire; grill, netting and fencing, plated or coated with zinc	412.150	3.340.200	715.782	4.855.199
73144200	Iron or steel wire; grill, netting and fencing, coated with plastic	26.878	599.901	48.703	909.681
73144900	Iron or steel wire; grill, netting and fencing, coated with materials other than zinc or plastic	58.118	542.674	119.796	878.084
73145000	Expanded metal	-	15.607	-	10.732
73151110	Roller chain for bicycles or motorcycle chain	1.120	29.816	24.920	173.711
73151191	Other roller chain,transmission type of a pitch length >= 6mm & < 32mm	347	886	1.516	15.951
73151199	Other roller chain, transmission type of a pitch length > 32 mm	669	52.813	17.860	375.754
73151210	Other chain, bicycle or motorcycle chain	1	212	30	2.210
73151290	Other chain, not bicycle or motorcycle chain	96	3.304	1.041	66.954
73151910	Part of bicycles ofmotorcycle chain	4	51	237	2.711
73151990	Other part of bicycles ofmotorcycle chain	5	881	44	39.976
73152000	Skid chain of iron or steel	-	300	-	590
73158100	Stud-link of iron or steel	13.200	175.734	14.553	271.496
73158200	Chain; welded link chain, of iron or steel	1	9.355	181	66.916
73158910	Other chain for bicycles or motorcycle chain	-	8	-	5
73158990	Other chain not formotorcylcles and bicycles	12	41.429	10	179.646
73159020	Other parts of bicycle or motorcycle chain	20	20	1.005	1.005
73159090	Other parts of not bicycle or motorcycle chain	384.655	4.187.054	1.113.945	12.798.580
73160000	Anchors, grapnels and parts thereof, of iron or steel.	-	378.924	-	654.728
73170010	Wire nails of iron or steel	49	572	338	1.965
73170020	Staples of iron or steel	50	292	30	274
73170090	Other wires,staples,dog spikes for sleepes;gang nails of iron or steel	43.265	1.082.610	48.883	1.044.046
73181100	Threaded articles, coach screws	6	2.040	58	67.631
73181210	Threaded articles other wood screws having a shank of an external diameter <= 16 mm	-	67	-	2.245
73181290	Other threaded articles other wood screws	17	21.033	293	93.437
73181300	Screw hooks and screw rings	6	2.011	50	15.015
73181410	Self-tapping screws, having a shank of an external diameter not exceeding 16 mm	0	1.895	0	36.913
73181490	Other Self-tapping screw	2.334	85.579	17.690	401.569
73181510	Other screws and bolts, whether or not with their nuts , or washers having a shank of an external diameter <= 16 mm	170.757	2.622.172	613.411	8.966.542
73181590	Other screws and bolts, whether or not with their nuts or washers, having a shank of an external diameter > 16 mm	687.959	9.168.374	4.201.757	45.724.623
73181610	Nuts for bolts having a shank of an external diameter not exceeding 16 mm	117.778	1.493.507	1.011.452	13.030.416
73181690	Other nuts for bolts having a shank of an external diameter not exceeding 16 mm	84.356	730.144	498.772	4.689.051
73181910	Other treaded articles having a shank of an external diameter not exceeding 16 mm	288.638	2.072.791	27.693	441.193

Tabel 3 : Ekspor Indonesia menurut Komoditi ( Kode HS 8 digit )

November 2021

Kode H S	Uraian golongan barang	Berat bersih (Kg)		Nilai F.O.B. ( U S \$ )	
		Bulan ini	Kumulatif	Bulan ini	Kumulatif
(1)	(2)	(3)	(4)	(5)	(6)
73181990	Other treaded articles having a shank of an external diameter > 16 mm	824	69.246	25.659	949.733
73182100	Non-threaded articles, spring washers & other lock washers	5.951	87.773	117.595	2.005.107
73182200	Non-threaded articles, other washers	25.277	535.418	247.664	3.257.129
73182310	Rivets, having an external diameter not exceeding 16 mm	2	940	488	21.079
73182390	Other rivets	678	8.754	7.370	105.941
73182400	Cotters and cotter-pin	5.149	87.113	69.485	1.284.876
73182910	Other non articles, having a shank of an external diameter not exceeding 16 mm	7.948	48.400	78.319	465.426
73182990	Other non articles, having a shank of an external diameter > 16 mm	100.828	997.426	1.154.541	5.802.171
73194010	Safety pins	6.728	54.070	8.615	105.699
73194020	Other pins	1.085	33.223	6.307	151.677
73199010	Sewing, darning or embroidery needles	3	236	117	34.446
73199090	Other sewing, darning or embroidery needles	768	12.505	29.169	160.883
73201011	Suitable for use on motor vehicles of heading 87.02, 87.03 or 87.04	4.041.953	40.030.003	7.200.077	68.578.609
73201012	Suitable for use on other motor vehicles	105.253	1.696.299	260.384	3.908.359
73201019	Other leaf-springs and leaves therefor :	18.394	271.601	32.158	448.526
73201090	Other suitable for use on motor vehicles or machinery of heading 84.29 or 84.30	63.692	2.095.142	139.461	3.467.593
73202011	Helical spring,suitable for use on motor vehicle/machinery of heading 84.29 or 84.30 for motor vehicles	49.989	706.800	302.602	3.603.328
73202012	Helical spring,suitable for use on motor vehicle/machinery of heading 84.29 or 84.30 for earth-moving machinery	0	773	105	21.450
73202019	Helical spring,suitable for use on motor vehicle/machinery of head 84.29/84.30 not for motor vhcl/earth-moving machine	76	46.162	6.766	398.169
73202090	Other helical spring,suitable for use on motor vhcl/machineof head 84.29/84.30 not for motor vhcl/earth-moving machine	104.095	655.637	316.794	2.255.187
73209010	Other suitable for use on motor vehicles	1.112	18.362	11.057	232.230
73209090	Other suitable not for use on motor vehicles	172.381	1.307.397	408.875	3.150.731
73211100	Cooking appliances and plate warmers, for gas fuel or for both gas and other fuels	93.992	1.078.318	710.913	7.242.868
73211200	Cooking appliances and plate warmers, for liquid fuel	20.022	123.781	78.312	468.035
73211910	Other, including appliances for solid fuel for solid fuel	-	1.540	-	1.323
73211990	Other, including appliances not for solid fuel	1.767	21.686	15.335	136.508
73218100	Domestic appliances; non-electric, (other than cookers and plate warmers), for gas fuel or for both gas and other fuels, of iron or steel	-	254	-	746
73218200	Domestic appliances; non-electric, (other than cookers and plate warmers), for liquid fuel, of iron or steel	930	15.305	1.287	7.287
73219010	Parts of kerosene stoves	2.713	21.795	5.279	58.659
73219020	Parts of cooking appliances & plate warmers using gas fuel	38.367	326.198	95.686	787.546
73219090	Other parts of kerosene stoves/cooking appliances and plate warmers using gas fuel	21.243	57.702	52.116	202.936
73221900	Radiators and parts there of, not of cast iron	8	2.009	97	7.706
73229000	Air heaters and hot air distributors, (not electrically heated), incorporating a motor-driven fan or blower and parts thereof, of iron or steel	12	10.336	500	12.869
73231000	Iron or steel wool; pot scourers and scouring/polishing pads,gloves and the like	10.607	123.629	45.919	558.067
73239110	Kitchenware of cast iron, not enamelled	23.120	159.229	30.744	236.864
73239190	Tableware/oth household articles and parts thereof,of cast iron, not enamelled :	1.380	11.703	8.136	67.793
73239200	Tableware,kitchenware/oth household articles&parts thereof,of cast iron,enamelled	41.497	201.166	396.619	1.744.492
73239310	Kitchenware of stainless steel	26.099	637.107	286.040	5.956.027
73239390	Tableware/oth household articles and parts thereof,of stainless steel	41.146	650.509	482.554	7.237.892

Tabel 3 : Ekspor Indonesia menurut Komoditi ( Kode HS 8 digit )

		November 2021			
Kode H S	Uraian golongan barang	Berat bersih (Kg)		Nilai F.O.B. ( U S \$ )	
		Bulan ini	Kumulatif	Bulan ini	Kumulatif
(1)	(2)	(3)	(4)	(5)	(6)
73239400	Tableware,kitchenware/oth household articles&parts thereof,of iron (other than cast iron) or steel, enamelled	307.172	2.437.320	2.441.005	18.257.544
73239910	Kitchenware of iron other than stainless steel and cast iron	3.336	76.618	15.193	160.194
73239920	Ashtray of iron other than stainless steel and cast iron	-	73	-	2.737
73239990	Tableware,kitchenware/oth household articles&parts thereof,of iron other than stainless steel and cast iron	174.556	2.085.140	699.477	8.006.612
73241010	Sinks and wash basins, of stainless steel, kitchen sinks	375	25.550	2.896	172.732
73241090	Other sinks and wash basins, of stainless steel	4.883	56.170	49.617	488.659
73242110	Bathtubs having rectangular or oblong interior shape, of cast iron, whether or not enamelled	76	1.646	2.970	22.939
73242190	Oth bathtubs having rectangular or oblong interior shape, of cast iron, whether or not enamelled	19	946	392	33.107
73242990	Oth bathtubs not having rectangular/oblong interior shape, not of cast iron, whether or not enamelled	2.315	35.030	30.565	370.107
73249010	Other, including parts, flushing water closets or urinals (fixed type)	-	9.085	-	24.502
73249091	Parts of kitchen sinks or bathtubs	1	3.404	5	16.760
73249093	Parts of flushing water closets or urinals (fixed type)	-	19	-	3.395
73249099	Other parts of kitchen sinks or bathtubs/flushing water closets or urinals (fixed type)	3.023	51.948	92.665	478.418
73251020	Manhole covers, gratings and frames therefor, of non-malleable cast iron	11.271	46.174	4.156	54.203
73251090	Oth cast articl iron/steel,no malleable cast iron,unmanholecover,gratings&frame therefor/spout&cup for latex collect	21.653	101.847	74.072	411.037
73259100	Grinding balls and similar articles for mills not of non-malleable cast iron	-	10	-	8
73259920	Manhole covers, gratings and frames there for not of non-malleable cast iron	-	205	-	3.662
73259990	Other manhole covers, gratings and frames there for not of non-malleable cast iron	178.279	3.284.690	941.658	4.983.957
73261100	Grinding balls & similar articles for mills,forged/stamped,but not further worked	1	2.930.371	16	2.908.626
73261900	Iron or steel; articles n.e.c. in item no. 7326.11, forged or stamped, but not further worked	881.651	9.725.997	10.886.022	99.528.840
73262050	Poultry cages and the like of iron or steel wire	-	9.723	-	16.655
73262060	Rat traps of iron or steel wire	-	80	-	319
73262090	Articles of iron or steel wire not poultry cages & the likeor rat traps	2.025.836	20.166.352	3.141.743	33.243.924
73269010	Ships' rudders	-	895	-	25.723
73269020	Spouts and cups for latex collection	-	1	-	7
73269030	Stainless steel clamp assemblies with rubber sleeves used for hubless cast iron pipes and pipe fittings	9.556	155.898	117.419	1.731.010
73269060	Bunsen burners	-	670	-	14.216
73269070	Horseshoes; riding boot spurs	-	1	-	3
73269091	Cigarette cases and boxes	41.958	481.678	168.939	1.264.944
73269099	Cigarette cases and boxes,not of iron or steel	975.161	11.682.627	4.586.431	45.297.891
74010000	Copper mattes; cement copper (precipitated copper).	371.248	10.043.332	413.453	11.381.498
74031100	Refined copper for cathodes and sections of cathodes	19.826.489	174.764.796	192.274.578	1.617.045.379
74031900	Copper; refined, unwrought, n.e.c. in item no. 7403.1	-	145.764	-	1.175.264
74032100	Copper-zinc base alloys (brass)	1.224.046	11.070.785	6.601.684	57.949.520
74032200	Copper-tin base alloys (bronze)	260.835	1.284.453	2.214.906	9.673.637
74032900	Copper; copper alloys n.e.c. in heading no. 7403 (other than master alloys of heading no. 7405)	-	42.646	-	479.837
74040000	Copper waste and scrap.	3.085.195	37.579.109	28.378.172	309.083.959
74061000	Powders of non-lamellar structure	-	1	-	1
74062000	Powders of lamellar structure; flakes	1	106.000	4	849.638
74071040	Bars and rods of refined cooper	177.001	4.052.895	1.236.554	32.623.209
74072100	Copper bars, rods and profiles of copper-zinc base alloys (brass) of copper alloys	496.643	7.845.698	4.307.093	61.765.773
74072900	Copper; bars, rods and profiles, of copper alloys (other than copper-zinc base alloys)	19.820	673.108	159.149	5.392.038

Tabel 3 : Ekspor Indonesia menurut Komoditi ( Kode HS 8 digit )

November 2021

Kode H S	Uraian golongan barang	Berat bersih (Kg)		Nilai F.O.B. ( U S \$ )	
		Bulan ini	Kumulatif	Bulan ini	Kumulatif
(1)	(2)	(3)	(4)	(5)	(6)
74081110	Copper wire of refined cooper, which the max cross-sectional dimension does not exceed 14 mm	2.064.988	18.383.361	21.029.802	178.843.176
74081190	Copper wire of refined copper, which the maximum cross-sectional dimension does exceed 14 mm	1.079.502	12.541.550	9.915.133	108.046.240
74081900	Copper; wire, of refined copper, of which the maximum cross-sectional dimension is 6mm or less	3.633.560	34.612.142	35.988.708	326.322.797
74082100	Copper wire, of cooper alloys,of copper-zinc base alloys (brass)	204.454	1.462.922	1.731.017	11.573.840
74082200	Copper wire,of cooper alloys of copper-nickel base alloys (cupro-nickel)/copper-nickel-zinc base alloys (nickel silver)	5	28	237	1.608
74082900	Copper; wire, of copper alloys (other than copper-zinc base alloys, copper-nickel base alloys or copper-nickel-zinc base alloys)	25.365	539.074	228.251	4.460.059
74091100	Copper plates, sheets&strip, of a thickness > 0.15 mm of refined cooper in coils	100	3.571	10.055	81.945
74091900	Copper; plates and sheets, of a thickness exceeding 0.15mm, of refined copper, not in coils	2.108	20.916	11.123	194.223
74092100	Copper plates, sheets and strip, of a thickness > 0.15 mm of copper zinc base alloys (brass) in coils	56.328	574.199	513.475	5.000.471
74092900	Copper; plates and sheets, of a thickness exceeding 0.15mm, of copper-zinc base alloys (brass), not in coils	1.202	14.144	20.425	247.999
74093100	Copper plates, sheets and strip, of a thickness > 0.15 mm of copper tin base alloys in coils	-	1.445	-	57.224
74093900	Copper; plates and sheets, of a thickness exceeding 0.15mm, of copper-tin base alloys, not in coils	1.924	47.155	14.047	357.576
74094000	Copper; plates, sheets and strip, of a thickness exceeding 0.15mm, of copper-nickel base alloys (cupro-nickel) or copper-nickel-zinc base alloys (nickel silver)	6	14	103	714
74099000	Copper; plates, sheets and strip, of a thickness exceeding 0.15mm, of copper alloys	0	185	240	104.091
74101100	Copper foil, of refined cooper, of a thickness <= 0.15mm , not backed	123	5.715	499	60.748
74101200	Copper alloys, of refined cooper, of a thickness <= 0.15mm not backed	-	3	-	42
74102110	Copper clad laminate for printed circuit boards, of refined cooper, backed	-	7	-	1.986
74102190	Other copper clad laminate not for printer circuit boards, backed	-	185	-	97
74102200	Reinforced sheets/plates of polyamide,of copper alloys, unrefined cooper, backed	-	26.081	-	148.798
74111000	Copper tubes & pipes of refined copper	32.244	274.861	400.032	3.434.214
74112100	Copper tubes & pipes of copper alloywith copper-zinc basealloys (brass)	-	5.626	-	27.694
74112900	Copper; tubes and pipes, of copper alloys (other than copper-zinc, copper-nickel base alloys (cupro-nickel) or copper-nickel-zinc base alloys (nickel-silver))	18.711	22.475	35.829	60.534
74121000	Copper tube or pipe fittings ofrefined copper	-	630	-	20.994
74122020	Hose fittings,copper tube or pipe fittings of copper alloys	4	84	90	4.680
74122091	Other of of cooper alloys,copper tube or pipe fittings of copper-zinc base alloys (brass)	64.010	600.669	1.011.868	8.964.196
74122099	Other of of cooper alloys,copper tube or pipe fittings not of copper-zinc base alloys (brass)	78.680	566.031	234.219	3.031.643
74130090	Stranded wire, cables, plaited bands & the like, of copper,not electrically insulated, of a diameter > 28.28 mm	2	1.777	691	23.274
74151010	Nails and tacks, similar articles of cooper	25	2.481	15	1.568
74151020	Staples and similar articles of cooper	-	10	-	35
74151090	Drawing pins and similar articles of cooper	2.172	31.869	122.358	1.445.347
74152100	Washers (including spring washers),other articles,not threaded	1.107	3.445	23.045	74.697
74152900	Copper; rivets, cotters, cotter-pins and similar articles, not threaded	1.883	31.027	3.233	111.214
74153310	Screws, other threaded articles	564	5.730	65.179	329.675

Tabel 3 : Ekspor Indonesia menurut Komoditi ( Kode HS 8 digit )

November 2021

Kode H S	Uraian golongan barang	Berat bersih (Kg)		Nilai F.O.B. ( U S \$ )	
		Bulan ini	Kumulatif	Bulan ini	Kumulatif
(1)	(2)	(3)	(4)	(5)	(6)
74153320	Bolts and nuts, other threaded articles	3.246	94.021	10.608	763.724
74153900	Copper; articles n.e.c. in heading no. 7415	694	22.673	1.787	107.415
74181010	Pot scourers & scouring or polishing pads, gloves & the like	-	1.029	-	44.650
74181030	Cooking or heating apparatus of a kind used for household purposes, non-electric and parts thereof	1.182	7.206	449	9.699
74181090	Other household articles and parts thereof of coppers	1.836	11.502	35.052	171.881
74182000	Sanitary ware and parts thereof	1.226	3.034	7.181	22.552
74191000	Chain and parts thereof, other articles of copper	0	3.965	22	56.937
74199110	Reservoirs, tanks, vats and similar containers not fitted with mechanical or thermal equipment	-	4	-	76
74199190	Other cast, moulded, stamped / forged but not further worked	1.357	16.606	23.815	267.320
74199931	Colth (including endless bands) grill & netting of copper wire for machinery	856	7.912	45.217	347.136
74199939	Colth (including endless bands) grill & netting of copper wire not for machinery	104	303	11.987	15.463
74199940	Pegas, colth (including endless bands) grill and netting of copper wire	197	708	1.371	21.343
74199950	Cigarette cases or boxes, colth (including endless bands) grill and netting of copper wire	-	130	-	3.515
74199960	Cooking or heating apparatus, other than of a kind used for domestic purposes, and parts thereof	-	2.521	-	4.397
74199970	Articles specially designed for use during religious rites	15	178	15	253
74199991	Electroplating anodes; capacity measures (other than for domestic use)	-	1	-	3
74199999	Other articles of non copper	3.195	14.452	41.056	336.954
75011000	Nickel mattes	6.736.438	74.934.215	82.878.544	855.330.928
75012000	Nickel oxide sinters and other intermediate products of nickel metallurgy	15.921.705	49.380.016	59.167.430	175.267.106
75030000	Nickel waste and scrap.	49.137	1.241.207	344.959	5.862.074
75051200	Bars, rods, profiles and wire of nickel alloyed	-	1	-	252
75052200	Wire of nickel alloys	-	2.694	-	72.589
75061000	Nickel plates, sheets, strip & foil of nickel, not alloyed	-	140	-	3.885
75062000	Nickel plates, sheets, strip and foil of nickel alloys	1	974	50	2.393
75071200	Tubes and pipes of nickel alloys	-	28.394	-	881.488
75072000	Tube or pipe fittings	2.986	3.196	49.650	146.834
75089030	Bolts and nuts, other articles of not nickel	7	16	29	41
75089050	Electroplating anodes, including those produced by electrolysis, other articles of not nickel.	2.802	16.350	691.359	6.725.190
75089090	Other articles of nickel	532	83.854	3.521	4.580.007
76011000	Aluminium, not alloyed, Unwrought aluminium	1.725.043	29.375.000	5.144.100	72.501.107
76012000	Aluminium alloys, unwrought aluminium	6.358.408	85.809.553	19.642.953	209.177.432
76020000	Aluminium waste and scrap.	401.409	10.776.852	891.141	14.909.756
76031000	Aluminium powders of non lamellar structure	-	200	-	4.582
76032020	Aluminium Powders of lamellar structure	260.000	1.430.050	19.018	119.086
76041010	Bars and rods of aluminium, not alloyed	340	11.433	1.956	76.082
76041090	Profiles of aluminium, alloyed	254.462	5.092.902	839.337	15.165.025
76042110	Perforated tube profiles for use in evaporator coils of motor vehicle machines, hollow profiles of aluminium alloys	24	407	2.015	19.027
76042120	Aluminium spacers (with one side have light perforations along its width/length), hollow profiles of aluminium alloys	0	3	39	298
76042190	Other hollow profiles of aluminium alloys	819.435	9.378.418	3.422.023	32.074.154
76042910	Extruded bars and rods non aluminium alloys	4.024.037	44.109.639	15.920.407	155.434.977
76042930	Y-shaped profiles for zip fasteners, in coils non aluminium alloys	46	5.988	42	29.000
76042990	Other extruded bars, rods and profiles of non aluminium alloys	47.665	827.556	228.983	3.868.329
76051100	Aluminium wire not alloyed, of which the maximum cross-sectional dimension exceeds 7 mm	197.731	3.842.179	746.312	10.976.256
76051990	Other aluminium wire of non aluminium not alloyed	86.870	618.525	378.948	2.246.475
76052100	Aluminium wire of alloys, of which the maximum cross-sectional dimension > 7 mm	-	224	-	252



Tabel 3 : Ekspor Indonesia menurut Komoditi ( Kode HS 8 digit )

November 2021

Kode H S	Uraian golongan barang	Berat bersih (Kg)		Nilai F.O.B. ( U S \$ )	
		Bulan ini	Kumulatif	Bulan ini	Kumulatif
(1)	(2)	(3)	(4)	(5)	(6)
76052910	Aluminium wire of non aluminium alloys with a diameter not > 0.254mm	-	25	-	49
76052990	Aluminium wire of non aluminium alloys with a diameter < 0.254mm	5.060	212.215	18.906	738.008
76061110	Aluminium plates, sheets & strip of plain figured by rolling of thickness > 0.2 mm	1.074.484	8.936.986	3.785.656	28.369.680
76061190	Oth aluminium plates, sheets & strip of plain/figured by rolling of thickness > 0.2 mm	33.672	87.757	123.481	310.221
76061220	Aluminium plates, not sensitised, of a kind used in the printing industry	155	1.444	1.287	25.751
76061232	Sheets of aluminium alloy for making can stock including end stock and tab stock, of aluminium alloys in coils	-	55	-	161
76061233	Sheets of aluminium alloy 5082,5182,<1m in width in coils	-	1	-	1.212
76061235	Other aluminium sheet/coil not exceeding 1,000 mm in width	-	867	-	14.700
76061239	Oth plain/figured by rolling/pressing but not surface treated of non aluminium alloys	-	10.814	-	22.916
76061290	Oth non aluminium alloys plain/figured by rolling/pressing but not surface treated	792.829	2.417.318	2.781.437	7.940.149
76069100	Aluminium; plates, sheets and strip, thickness exceeding 0.2mm, not alloyed, (not rectangular or square)	170	862	3.834	19.725
76069200	Aluminium; plates, sheets and strip, thickness exceeding 0.2mm, alloys, (not rectangular or square)	332.648	2.796.419	1.054.153	6.441.893
76071100	Aluminium foil rolled but not further worked, not backed	1.107.703	9.603.469	4.384.876	34.650.566
76071900	Aluminium; foil, (not backed), of a thickness not exceeding 0.2mm, not rolled	17.193	331.496	88.961	1.454.319
76072010	Aluminium foil for thermal insulation, backed	78.137	1.040.344	402.889	4.799.236
76072090	Aluminium foil not for thermal insulation, backed	22.049	381.455	123.995	2.096.416
76081000	Aluminium tubes and pipes of aluminium, not alloyed	-	6.819	-	30.203
76082000	Aluminium tubes and pipes of aluminium alloys	168.552	2.193.626	998.743	11.218.113
76090000	Aluminium tube or pipe fittings (for example, couplings, elbows, sleeves)	25.387	226.938	121.139	1.052.691
76101010	Aluminium structure for doors & their frames and thresholds for doors	43.607	474.538	454.175	4.680.148
76101090	Aluminium structure for windows & their frames & thresholds for doors	141.447	1.513.318	643.096	6.028.196
76109030	Other aluminium structures internal/external floating roofs for petroleum storage tanks	-	2	-	18
76109091	Aluminium structure for bridges and bridge-sections; towers or lattice masts	19.394	99.101	103.079	550.470
76109099	Oth aluminium structure not for bridges & bridge-sections; towers or lattice masts	372.855	3.117.670	1.614.320	13.691.451
76110000	Aluminium reservoirs, tanks, vats and similar containers for any material	6.402	40.666	72.744	146.939
76121000	Aluminium collapsible tubular containers	5.332	47.928	75.413	609.815
76129090	Other aluminium casks, drums, cans, boxes & containers for any material	815.213	8.941.615	4.232.148	44.468.825
76130000	Aluminium containers for compressed or liquefied gas.	3.432	142.630	28.056	1.026.358
76141011	Cables with steel core cables of a diameter not < 25.3 mm	19	208	158	510
76141019	Cables of aluminium, not electrically insulated, with steel core, a diameter > 28.28 mm	6.834	77.911	250.087	2.911.075
76141090	Stranded wire, plaited bands and the like, of aluminium, not electrically insulated, With steel core	196	14.998	1.820	35.846
76149011	Cables of aluminium, not electrically insulated, without core, diameter < 25.3 mm	1.859	43.609	19.707	395.249
76149019	Cables of aluminium, not electrically insulated, without steel core, a diameter > 28.28 mm	-	35	-	1.403
76149090	Without steel core	66.516	1.005.727	309.418	5.241.151
76151010	Pot scourers and scouring or polishing pads, gloves and the like, of aluminium	-	3.677	-	11.230
76151090	Tableware, kitchenware or Other household articles and parts thereof of aluminium	95.653	1.847.578	724.908	12.936.752
76152090	Other sanitary ware and parts thereof of aluminium	12.368	82.117	15.618	79.775

Tabel 3 : Ekspor Indonesia menurut Komoditi ( Kode HS 8 digit )

November 2021

Kode H S	Uraian golongan barang	Berat bersih (Kg)		Nilai F.O.B. ( U S \$ )	
		Bulan ini	Kumulatif	Bulan ini	Kumulatif
(1)	(2)	(3)	(4)	(5)	(6)
76161020	Staples and hooks, bolts and nuts of aluminium	28	432	1.669	16.959
76161090	tacks, screws,screw hooks, rivets, cotters, cotter-pins, washers and similar articles :of aluminium	2.903	33.758	28.765	625.260
76169100	Cloth, grill, netting and fencing, of aluminium wire	5	396	10	23.156
76169920	Ferrules for use in the manufacture of pencilsof aluminium	-	100	-	8.274
76169930	Aluminium Slugs, round, of such dimension that the thickness exceeds one-tenth of the diameter	-	13.801	-	39.853
76169940	Bobbins, spools, reels and similarsupports for textile yarnof aluminium	5.390	184.423	30.004	185.853
76169951	Venetian blinds of aluminium	1.871	29.497	24.812	288.298
76169959	Blinds other than venetian blind of aluminium	17	2.616	2.126	59.809
76169980	Expanded metal of aluminium	204	14.366	2.018	42.374
76169990	Other articles of aluminium	139.580	1.171.572	876.401	6.994.672
78011000	Unwrought refined lead	-	952.268	-	2.171.148
78019100	Unrefined lead containing by weight antimonyas the principal other element	-	345.184	-	771.528
78019900	Unrefined lead containing by weight antimony not as the principal oth elemen	79.569	387.265	224.440	1.488.723
78041190	Lead sheets, strip and foil of a 0.15 mm<=thicknes<0.2mm	1	28	2	761
78041900	Lead plates	-	91.592	-	232.875
78042000	Lead Powders and flakes	6	6	10	10
78060020	Lead bars , rods, profiles and wire	41.600	332.825	718.682	4.908.928
78060030	Lead tubes,pipes and tube or pipe fittings	-	100	-	460
78060040	Lead wool,washers,electro-plating anodes	-	9.602	-	88.512
78060090	Other articles of lead	-	7.238	-	22.644
79011200	Unwrought zinc, not alloyed containing by weight< 99.99%	25.211	1.465.486	219.551	3.564.832
79012000	Unwrought zinc, alloys	50.000	846.519	145.000	1.920.739
79020000	zinc waste and scrap	657.986	6.206.620	1.301.720	11.314.409
79031000	Zinc dust	375.766	4.259.057	1.142.757	12.783.667
79039000	Zinc powders and flakes	-	35.000	-	52.332
79050040	Zinc bars, rods, profiles and wire, of a thickness<=0.15mm	-	430	-	365
79050090	Zinc bars, rods, profiles and wire, of a thickness>0.15mm	-	31.955	-	580.769
79070030	Gutters, roof capping, skylight frames &oth fabricatedbuilding components of zinc	3.245	33.872	424	16.349
79070040	Tubes, pipes and tube or pipe fittings (example couplings, elbows, sleeves) of zinc	106	137	10.015	11.634
79070092	Other household articles of zinc	1.120	19.145	2.030	64.233
79070093	Electro-plating anodes, calotsbattery,tacks,nuts,bolts.Nailstencil plates, screws, rivets and similar fastening of zinc	-	6.268	-	28.134
79070099	Other articles undefined of zinc	349.127	4.371.105	308.162	4.326.319
80011000	Unwrought tin, not alloyed	6.343.504	66.837.170	241.953.779	2.117.816.365
80012000	Unwrought tin alloys	-	30	-	47
80030010	Tin bar for Soldering	50.008	531.188	1.638.663	13.986.357
81019600	Tungsten (wolfram) Wire	38	621	40	341
81019700	Tungsten (wolfram) Waste and scrap	14.813	59.917	324.048	1.125.500
81029600	Molybdenum wire	-	387	-	1.137
81029700	Molybdenum waste and scrap	-	422	-	9.271
81033000	Tantalum waste and scrap	33.363	147.461	715.955	3.736.592
81042000	Unwrought magnesium waste and scrap	226.626	1.480.054	276.484	1.479.883
81059000	Cobalt; articles n.e.c. in heading no. 8105	-	3.064	-	33.797
81083000	Titanium waste and scrap	-	68.587	-	332.259
81089000	Titanium; other than unwrought, n.e.c. in heading no. 8108	6.690	10.913	132.974	161.901
81110010	Manganese waste and scrap	4.000.524	8.517.947	17.642.264	36.077.042
81121300	Beryllium waste and scrap	-	25.016	-	546.632
81130000	Cermets and articles thereof, including waste and scrap	-	350	-	1.750
82011000	hand tools Spades and shovels	-	1.928	-	4.284
82013010	hand tools Hoes and rakes	150	470	1.565	1.777
82013090	hand tools Mattocks, picks	3.741	38.970	1.883	28.814
82014000	Axes, bill hooks and similar hewing tools	15	2.766	5	1.089
82015000	Secateurs and similar one-handed pruners and shears(including poultry shears)	100	399	105	2.769

Tabel 3 : Ekspor Indonesia menurut Komoditi ( Kode HS 8 digit )

November 2021

Kode H S	Uraian golongan barang	Berat bersih (Kg)		Nilai F.O.B. ( U S \$ )	
		Bulan ini	Kumulatif	Bulan ini	Kumulatif
(1)	(2)	(3)	(4)	(5)	(6)
82019000	Tools, hand; forks, scythes, sickles, hay knives, timber wedges, and other hand tools of a kind used in agriculture, horticulture or forestry n.e.c. in heading 8201	20.037	70.261	139.189	366.486
82021000	Hand saws	605	3.212	2.024	16.793
82022000	Band saw blades	59	2.897	3.902	97.198
82023100	Circular saw blades with working part of steel	3.665	28.379	152.337	1.131.358
82023900	Tools, hand; circular saw blades (including slitting or slotting saw blades), with working part of materials (other than steel)	10.949	118.082	444.127	4.190.117
82024000	Chain saw blades	-	417	-	2.647
82029100	Straight saw blades, for working metal	52	443	3.225	11.383
82029910	Straight saw blades, for working Other than metal	-	632	-	2.508
82029990	Saw blades parts	112.373	1.262.825	1.147.925	12.715.192
82031000	Files, rasps and similar tools	47.338	413.577	254.686	2.092.275
82032000	Pliers (including cutting pliers),pincers, tweezers andsimilar tools	2.055	19.806	19.430	129.010
82033000	Metal cutting shears and similar tools	35	1.660	153	21.298
82034000	Pipe-cutters, bolt croppers, perforatingpunches, & similar tools	97	13.805	6.181	193.838
82041100	Hand operated spanners and wrenches non adjustable	1.923	15.331	20.815	120.241
82041200	Hand operated spanners and wrenchesa djustable	10.012	18.549	6.711	138.978
82042000	Interchangeable spanner sockets, with or without handles	1.999	11.821	13.314	100.957
82051000	Drilling, threading or tapping tools, hand operated	3.447	76.778	5.501	66.073
82052000	Hammers and sledge hammers	19.014	38.440	74.841	105.122
82053000	Planes, chisels, gouges & similarcutting tools for working wood	121	414	980	5.610
82054000	Screwdrivers	41.827	44.275	12.671	31.540
82055100	Tools, hand; household tools	1.436	14.382	11.252	24.150
82055900	Glaziers' diamonds	10.157	43.890	140.269	1.175.937
82056000	Blow lamps	-	2.941	-	8.268
82057000	Vices, clamps and the like	4.558	77.293	60.981	891.142
82059000	Tools, hand; n.e.c. in heading 8205, incl anvils, portable forges, hand/pedal-operated grinding wheels with frameworks, &sets of articles of two/more of the in heading 8205	725	17.381	8.567	198.047
82060000	Tools of two/ more of the headings82.02 to 82.05 put up in sets for retail sale	12.107	29.307	972.800	1.244.526
82071300	Rock drilling or earth boring tools, with working part of cermets, Interchangeable tools for hand tools	7	5.706	60	323.114
82071900	Rock drilling/ earth boring tools, without working part of cermets, Interchangeable tools for hand tools	2.952	75.858	113.653	2.143.554
82072000	Dies for drawing or extruding metal, Interchangeable tools for hand tools	1.734	189.232	67.871	1.988.052
82073000	Tools for pressing, stamping or punching, Interchangeable tools for hand tools	11.727	622.945	247.593	8.220.638
82074000	Tools for tapping or threading, Interchangeable tools for hand tools	104	54.275	25.318	161.062
82075000	Tools for drilling, other than for rock drilling, Interchangeable tools for hand tools	39.032	1.232.337	541.080	12.798.866
82076000	Tools for boring or broaching, Interchangeable tools for hand tools	38	1.555	7.621	173.619
82077000	Tools for milling, Interchangeable tools for hand tools	4.517	93.578	1.141.833	10.501.667
82078000	Tools for turning, Interchangeable tools for hand tools	-	1.021	-	87.039
82079000	Screw driving, interchangeable tools	66.024	1.231.361	561.863	7.573.882
82081000	Knives and cutting blades for metal working for machineor mechanical appliance	7	1.206	1.848	15.153
82082000	Knives and cutting blades for wood working for machineor mechanical appliance	135.491	1.035.140	1.160.426	9.045.849
82083000	Knives & cutting blades for kitchen appliances or for machines used by the food industry	85	491	951	8.980
82084000	Knives & cutting blades for agricultural,horticultural or forestry machines	-	91	-	157

Tabel 3 : Ekspor Indonesia menurut Komoditi ( Kode HS 8 digit )

		November 2021			
Kode H S	Uraian golongan barang	Berat bersih (Kg)		Nilai F.O.B. ( U S \$ )	
		Bulan ini	Kumulatif	Bulan ini	Kumulatif
(1)	(2)	(3)	(4)	(5)	(6)
82089000	Tools; knives and cutting blades, for machines or mechanical appliances, n.e.c. in heading no. 8208	3.017	21.596	64.679	1.068.290
82090000	Plates, sticks, tips and the like for tools, unmounted, of cermets	243	2.440	42.351	461.705
82100000	Hand-operated mechanical appliances, weighing <=10 kg used in preparation, conditioning or serving of food or drink.	-	1.853	-	11.417
82111000	Sets of assorted articles, Knives with cutting blades, serrated or not, oth than knives of heading 82.08	-	9	-	1.732
82119100	Table knives having fixed blades,serrated or not,oth than knives of heading 82.08	2.476	41.009	41.660	478.485
82119250	knives ,fix blades, handle of base metal for agricultural, horticultural/forestry, oth than of heading 82.08	-	297	-	2.044
82119291	Flick knives/ spring knives; hunting knives, diving knives and scouts' knives; penknives, with blades>= 15 cm length	1.481	6.060	27.939	99.195
82119299	Flick knives/ spring knives; hunting knives, diving knives and scouts' knives; penknives, with blades<15 cm length	104	928	523	4.326
82119321	Knives having other than fixed blades,used for agriculture,horticulture or forestry :With handle of base metal	-	170	-	10.920
82119329	Knives having other than fixed blades,used for agriculture,horticulture or forestry :With handle oth than base metal	-	34	-	2.015
82119390	Knives having other than fixed blades for household	3	302	347	5.785
82119490	Blades For knives of a kind use for household	-	525	-	3.663
82119500	Knife handles of base metal	0	177	18	13.396
82121000	Razors	6	7.366	341	383.807
82122010	Double-edged razor blades	263	2.315	7.750	69.996
82122090	Safety razor blade blanks in strips	4	589	544	90.566
82130000	Scissors, tailors' shears and similar shears, and blades there for	412	3.939	651	18.763
82141000	Paper knives, letter openers, erasing knives, pencil sharpeners and blades therefor	246	1.724	128	37.725
82142000	Manicure/ pedicure sets and instruments including nail files	40	223	195	3.413
82149000	Cutlery; hair clippers and mincing knives	264	9.821	2.099	50.002
82151000	Sets of assorted articles similar kitchen or tableware containing at least one article plated with precious metal	8	2.227	147	6.955
82152000	Sets of assorted articles similar kitchen or tableware	20.187	254.339	181.810	2.889.735
82159100	Similar kitchen/table ware plated precious metal (example: Spoons,forks,ladles,skimmers,fish/butter knives,sugartongs)	-	60	-	608
82159900	Similar kitchen/table ware not plated precious metal(example: Spoons,forks,ladles,skimmers,fish/butter knives,sugartongs)	242.885	1.632.359	2.551.183	17.525.079
83011000	Padlocks (key, combination/ electrically operated), of base metal	240	6.141	15.296	126.688
83012000	Locks of a kind used for motorvechiles	37.879	488.354	484.852	6.634.252
83013000	Locks of a kind used for furniture of base metal	1.363	9.356	1.353	15.415
83014020	Door locks of base metal	310	9.241	602	35.842
83014090	Other padlocks and locks of base metal	696	11.229	17.985	282.724
83015000	Clasps and frames with clasps, incorporating locks of basemetal	60	1.100	660	15.818
83016000	Parts of padlocks and locks of base metal	15.844	246.840	208.868	3.342.650
83017000	Keys presented separately of padlocks and lockof base metal	190	11.172	3.686	860.848
83021000	Hinges of base metal	32.399	359.144	298.231	2.757.162
83022010	Castors with mounting of base metal, a diameter , 100 mm < diameter <= 250 mm (including tyres)	3	837	27	6.561
83022090	Castors with mounting of base metal, a diameter< 100 mm (including tyres)	2.775	73.779	35.581	306.339
83023010	Hasps suitable for motor vechiles of base metal	53	1.190	2.497	8.901
83023090	mountings,fittings and similar articles suitable for motor vehicles of base metal	141.163	1.815.552	555.153	7.423.664

Tabel 3 : Ekspor Indonesia menurut Komoditi ( Kode HS 8 digit )

November 2021

Kode H S	Uraian golongan barang	Berat bersih (Kg)		Nilai F.O.B. ( U S \$ )	
		Bulan ini	Kumulatif	Bulan ini	Kumulatif
(1)	(2)	(3)	(4)	(5)	(6)
83024131	Hasps suitable for building of base metal, a kind suitablefor building	145	1.452	3.686	35.093
83024139	Bolts; hooksand eyes; staplesof base metal, a kind suitable for building	45.017	178.630	275.429	1.212.579
83024190	Other mounting, fittings, and similar article of base metal,a kind suitable for building	332.918	4.413.614	1.250.508	17.026.176
83024220	Hasps of base metal of a kind suitable for furniture	2	539	186	14.900
83024290	Other mounting, fittings, and similar article of base metal,a kind suitable for furniture	138.988	1.464.247	650.523	6.276.993
83024910	Base metal mountings, fittings and similar articles of a kind suitable for saddlery	1	50	43	939
83024991	Hasps of base metal a kind suitable for trunks, chests, caskets or the like	-	260	-	437
83024999	Base metal fittings and similar articles of a kind suitablefor trunks, chests, caskets or the like	67.340	551.295	268.911	2.361.407
83025000	Hat-racks,hat-pegs, brackets and similar fixtures of base metal	32.301	221.051	392.948	2.612.417
83026000	Automatic door closers of base metal	32.336	305.568	172.170	1.721.288
83030000	Armoured/reinforced safes,strong-boxes&doors, safe deposit lockers for strong-rooms, cash or deed boxes of base metal.	462.783	3.865.911	897.071	8.152.318
83040010	Filing cabinets or card-index cabinets of base metal	8.213	93.127	11.735	186.857
83040091	Office/desk equip of aluminium (paper trays,paper rests,pen trays,office-stamp) oth than office furniture of head 94.03.	460	6.018	2.175	40.544
83040099	Office/desk equip of other metal ( paper trays/ rests, pen trays,office-stamp) oth than office furniture of head 94.03.	7.945	61.475	17.558	92.552
83051010	Fittings for double loop wire binders	-	174	-	725
83051090	Fittings for loose-leaf binders/files oth than double loop wire binders	1.400	3.478	983	15.544
83052010	Staples in strips for office use of base metal	2	1.299	132	1.235
83052020	Staples in strips for other than office use (example, upholstery, packaging) of iron or steel	8	6.820	13	32.041
83052090	Staples in strips for other than office use (example, upholstery, packaging) of other metal	3	155	16	2.146
83059010	Paper clips	183	5.742	32	1.007
83059090	Othrer office articles and part of base metal	33	8.322	20	37.955
83061000	Bells, gongs and the like, non-electric, of base metal	2.819	58.788	25.502	641.620
83062100	Statuetes and other ornamen plated with precious metal	459	32.135	5.476	236.224
83062910	Statuetes and other ornamen of copper or lead	5.380	221.126	28.849	1.961.397
83062920	Statuetes and other ornamen of nickel	-	16	-	221
83062930	Statuetes and other ornamen of aluminium	4.812	99.280	132.649	1.553.658
83062990	Statuetes and other ornamen of iron or steel	81.141	1.074.802	711.983	7.277.274
83063010	Photograph, picture or similar frames;mirrors : of copper	18	13.196	1.649	57.921
83063091	Metallic mirrors reflecting traffic views at roadintersections or sharp corners of base metal	-	2.076	-	26.223
83063099	Photograph,picture or similar frames;mirrors made of basemetal other than copper	7.200	126.949	45.399	830.621
83071000	Flexible tubing of base metal, with or without fittings of iron or steel	8.247	99.765	50.557	442.202
83079000	Flexible tubing of base metal, with or without fittings of other base metal	0	650	29	1.068
83081000	Hooks,eyes,eyelets of base metal used for clothing/clothingacc, footwear, jewellery, watches, books, awnings, leather	7.234	62.352	133.313	1.295.513
83082000	Tubular or bifurcated rivets of base metal	1	314	1.306	23.542
83089010	Beads including parts of base metal	3.184	11.817	25.784	136.294
83089020	Spangles including parts of base metal	-	0	-	4
83089090	Clasps, frames with clasps, buckles, buckle-clasps of base metal	9.203	138.474	277.740	2.125.947
83091000	Crown corks of base metal	-	5.293	-	19.204
83099010	Capsules for bottles of base metal	-	173	-	1.500
83099020	Top ends of aluminium cans	11.609	577.222	41.953	2.454.894

Tabel 3 : Ekspor Indonesia menurut Komoditi ( Kode HS 8 digit )

November 2021

Kode H S	Uraian golongan barang	Berat bersih (Kg)		Nilai F.O.B. ( U S \$ )	
		Bulan ini	Kumulatif	Bulan ini	Kumulatif
(1)	(2)	(3)	(4)	(5)	(6)
83099070	Other caps for cans of base metal	28.083	1.349.757	50.097	2.937.670
83099081	Bottle caps; screw caps of aluminium	-	92	-	3.674
83099089	Bungs for metal drums; bung covers; seals; case corner protectors of aluminium	408	5.970	3.681	66.531
83099091	Bottle caps; screw caps of base metal other than aluminium	-	18.311	-	74.411
83099092	Bungs for metal drums; bung covers; seals; case corner protectors of base metal other than aluminium	-	98.436	-	470.667
83099099	Other packing accessorie of base metal	12.877	135.107	199.086	1.696.806
83100000	Sign-plates, name-plates, address-plates and similar plates,numbers,letters,other symbols of base metal,excl head 94.05	898	10.375	8.689	79.038
83111010	Coated electrodes of base metal,for electricarc-welding in rolls	23.955	350.906	47.136	616.745
83111090	Coated electrodes of base metal, for electric arc-welding in a forms oth than rolls	749.063	6.563.442	1.583.351	13.669.768
83112021	Cored wire of alloy steel, by weight, contain>=4.5 % carbonand >=20 % chrom ,for electric arc-welding in rolls	-	47.667	-	83.619
83112029	Cored wire of alloy steel, by weight, contain>=4.5 % carbonand >=20 % chrom,for electric arc-welding, in rods	-	4	-	28
83112090	Cored wire made of base metal other than alloy steel , for electric arc-welding	744	34.971	9.215	391.572
83113021	Cored wire of alloy steel,by weight, contain>=4.5 % C and >=20 % Cr ,for soldering,brazing, welding by flame in rolls	-	1	-	6
83113029	Cored wire of alloy steel,by weight, contain>=4.5 % C and >=20 % Cr ,for soldering,brazing, welding by flame, in rods	837	2.605	2.335	27.053
83113099	Coated rods and cored wire, of base metal, for soldering, brazing or welding by flame in rods	-	7	-	490
83119000	Wire and rods, of agglomerated base metal powder, used for metal spraying	-	5.978	-	193.369
84011000	Nuclear reactors	-	710	-	51.912
84012000	Machinery and apparatus for isotopic separation, and partsthereof	-	1.080	-	5.448
84021110	Watertube boilers with a steam production>45 ton/hour electrically operated, other than central heating hot water	-	5	-	20
84021219	Watertube boilers with a steam production <15 ton/ hour , electric operated, oth than central heating hotwater	8.940	150.505	92.150	1.623.848
84021919	Boilers,includ hybrid boiler, steam production<=15 ton/houelectrically operated, other than central heating hot water	-	27.866	-	140.676
84021929	Boilers,includ hybrid boiler, steam production<=15 ton/hourno electrically operated, other than central heating hot water	-	33.562	-	271.815
84022010	Super-heated water boilers, electric operated, oth than central heating hotwater	-	199.521	-	1.343.400
84029010	Boiler bodies, shells or casings, parts for Steam or other vapour generating boilers	-	10.725	-	82.907
84029090	Parts for Steam/other vapour generating boilers,oth than boiler bodies, shells or casings	135.135	551.703	1.077.831	3.814.192
84031000	Boilers for central heating boilers, other than those of heading 84.02.	106.980	454.103	380.960	2.313.154
84039090	Parts for central heating boilers, oth than Boiler bodies, shells or casings	29.203	2.119.023	80.968	10.483.475
84041011	Soot removers (soot blowers) for use with boilers of heading 84.02	-	60	-	2.725
84041019	Economisers,super-heaters,gas recoverers (Auxiliary plant)for use with boilers of heading 84.02	-	67	-	985
84042000	Condensers (Auxiliary plant) for steam/ other vapour power units for use with boilers of heading 84.02 or 84.03	303.097	1.606.235	846.433	4.506.325
84049019	Part for use Auxiliary plant ( subheadings 8404.10.11 and 8404.10.19) other than of bodies,shells /casings	-	110	-	6.350
84051000	Producer gas or water gas generators, with/out purifiers; acetylene gas generators and similar water process gas	-	165	-	2.073

Tabel 3 : Ekspor Indonesia menurut Komoditi ( Kode HS 8 digit )

November 2021

Kode H S	Uraian golongan barang	Berat bersih (Kg)		Nilai F.O.B. ( U S \$ )	
		Bulan ini	Kumulatif	Bulan ini	Kumulatif
(1)	(2)	(3)	(4)	(5)	(6)
84059000	Parts of producer gas or water gas generators, with/out purifiers; acetylene gas generators and similar	1	308	52	13.735
84061000	Steam turbines and other vapour turbines.for marine propulsion	17.200	17.200	18.525	18.525
84068210	Steam and other vapour Turbines, output <=5 MW,for other than for marine propulsion	-	11.183	-	57.130
84068290	Steam and other vapour Turbines, output > 5 MW but <40 MW,for other than for marine propulsion	-	35	-	1.810
84069000	Part steam and other vapour turbines	-	478.549	-	3.180.423
84071000	Spark-ignition reciprocating or rotary internal combustion piston engines for Aircraft	860	25.107	940.605	4.513.637
84072110	Spark-ignition reciprocating or rotary internal combustion,a power <=22.38kW/30 hp, for outboard motors	2.577	7.845	49.492	160.171
84072190	Spark-ignition reciprocating or rotary internal combustion,a power>22.38kW/30 hp, for outboard motor	30	5.765	1.500	151.472
84072920	Spark-ignition reciprocating or rotary internal combustionfor marine propulsion engines,a power <=22.38kW/30 hp,	51.137	293.664	789.130	4.944.151
84072990	Spark-ignition reciprocating or rotary internal combustionfor marine propulsion engines,a power >22.38kW/30 hp,	-	56	-	355
84073211	Spark-reciprocating piston engines, cylinder capacity50 < cc <=110, for vehicles of Chapter 87.01	16	16	28	28
84073212	Spark-reciprocating piston engines, cylinder capacity50 < cc <=110, for vehicles of Chapter 87.11	-	90.146	-	1.208.648
84073219	Spark-reciprocating piston engines, cylinder capacitycylinder capacity 50 < cc <=110, oth than 8701 or 8711	-	8	-	126
84073221	Spark-reciprocating piston engines, cylinder capacity110 < cc <=250, for vehicles of Chapter 87.01	280	477	280	587
84073222	Spark-reciprocating piston engines, cylinder capacity110 < cc <=250, for vehicles of Chapter 87.01	775.757	11.381.575	10.567.655	149.465.212
84073229	Spark-reciprocating piston engines, cylinder capacitycylinder capacity 110 < cc <=250, oth than 8701 or 8711	-	13.579	-	100.056
84073320	Spark-reciprocating piston engines, cylinder capacity250 < cc <=1000, for vehicles of Chapter 87.01	125.381	1.330.004	2.831.852	28.939.213
84073440	Full assembled,spark- reciprocating piston engines,cylindercapacity<=1,100cc, pedestrian controlled tractors	-	126	-	2.833
84073471	Full assembled,spark- reciprocating piston engines,cylindercapacity<=2000cc, for vehicles of Chapter 87	580.026	7.349.182	7.769.174	106.610.855
84073472	Full assembled,spark- reciprocating piston engines,cylindercapacity 2000< cc <=3000, for vehicles of heading 87	119.269	2.899.346	1.150.490	31.849.438
84073473	Full assembled,spark- reciprocating piston engines,cylindercapacity>3000 cc, for vehicles of Chapter 87	19.950	309.342	202.627	3.401.310
84073491	Assembled not complet, spark-reciprocating piston engines, cylinder capacity<=1,100cc,for pedestrian controlled tractors	-	500	-	1.776
84073492	Assembled not complet, spark-reciprocating piston engines, cylinder capacity<=1,100cc, for vehicles of Chapter 87.01	1	10.455	1.228	141.588
84073494	Assembled not complet, spark-reciprocating piston engines, cylinder capacity<=2000cc, for vehicles of Chapter 87	791.024	7.841.997	5.650.585	58.601.456
84073499	Assembled not complet, spark-reciprocating piston engines, cylinder capacity>3000 cc, for vehicles of Chapter 87	-	285	-	19.336
84079020	Oth Spark-ignition reciprocating/rotary internal combustionpiston engine,a power 18.65< KW <= 22.38	-	0	-	1.050
84079090	Oth Spark-ignition reciprocating/rotary internal combustionpiston engines, of a power > 22.38 kW	180	19.883	7.755	423.717
84081030	Diesel or semi-diesel engines ,a power 100< kW <=750 for marine propulsion	-	38.784	-	37.555

Tabel 3 : Ekspor Indonesia menurut Komoditi ( Kode HS 8 digit )

November 2021

Kode H S	Uraian golongan barang	Berat bersih (Kg)		Nilai F.O.B. ( U S \$ )	
		Bulan ini	Kumulatif	Bulan ini	Kumulatif
(1)	(2)	(3)	(4)	(5)	(6)
84081090	Diesel or semi-diesel engines ,a power >750 kW for marine propulsion	-	11.087	-	206.876
84082010	Fully assembled , Diesel/ semi-diesel engines for vechilesof subheading 8701.10	-	60	-	5.400
84082021	Fully assembled , Diesel/ semi-diesel engines, a cylinder capacity<=2000 cc, for vehicles of heading 87	340	819	4.600	11.380
84082022	Fully assembled , Diesel/ semi-diesel engines, a cylinder capacity 2000< cc<=3500 cc, for vehicles of heading 87	90	22.716	1.915	44.513
84082023	Fully assembled , Diesel/ semi-diesel engines, a cylinder capacity>3500 cc, for vehicles of heading 87	-	3.500	-	22.500
84082096	Assembled not complet, Diesel or semi-diesel engines, of cylinder capacity>3500 cc, for vehicles of heading 87	39.032	454.881	512.372	5.847.708
84089010	Other diesel or semi-diesel engines, a power <= 18.65 kW	-	12.052	-	123.722
84089051	Diesel or semi-diesel engines, power>100 kw, used of head84.29 or 84.30 (example bulldozer,pile-driver,excavator)	165.600	1.500.960	2.849.930	26.320.161
84089059	Other Diesel or semi-diesel enginesOf a power exceeding 100 kW	56.877	299.598	408.954	2.283.287
84089091	Diesel or semi-diesel engines, power<100 kw, used of head84.29 or 84.30 (example bulldozer,pile-driver,excavator)	-	9.812	-	179.713
84089099	Other Diesel or semi-diesel engines, a power<100 kW	113.105	1.282.335	1.042.614	13.183.404
84091000	Parts of spark-ignition combusttion piston engine,for aircraft	1.490	7.594	1.007.310	7.258.138
84099111	Carburettors and parts of gasoline engines,for heading 84.29 or 84.30 (exam;bulldozers,excavators,pile driver)	486	6.135	8.666	74.699
84099112	Cylinder blocks,crank cases of gasoline engines for heading 84.29 or 84.30 (example; excavators,pile driver)	83.304	326.400	548.362	1.908.772
84099113	Cylinder liner,with an internal diameter 50< mm <=155, of gasoline engines, for heading 84.29 or 84.30	3.128	17.176	31.206	184.709
84099114	Cylinder liner,with an internal diameter >155 mm, of gasoline engines, for heading 84.29 or 84.30	-	4.249	-	11.850
84099115	Cylinder heads and head covers, gasoline engine, for heading 84.29 or 84.30	4.456	73.942	28.477	459.652
84099116	Pistons, with an internal diameter 50< mm <=155, of gasoline engine, for heading 84.29 or 84.30	-	1.294	-	24.191
84099117	Pistons, with an internal diameter >155 mm, of gasoline engines, for heading 84.29 or 84.30	3.950	54.436	54.141	599.328
84099118	Piston rings and gudgeon pins, of gasoline negine, for heading 84.29 or 84.30	22.278	174.741	1.289.551	10.519.541
84099119	Other parts undefinied of gasoline engine for heading 84.29 or 84.30	60.459	732.195	464.339	4.576.403
84099121	Carburettors and parts of gasoline engines, for vehicles of heading 87.01	28	952	410	2.188
84099122	Cylinder blocks,crank cases of gasoline engines, for vehicles of heading 87.01	-	6	-	1.291
84099123	Cylinder liner,with an internal diameter 50< mm <=155, of gasoline engines, for heading 8701	-	1.200	-	947
84099128	Piston rings and gudgeon pins, of gasoline engines, for vehicles of heading 87.01	40	40	87	87
84099129	Other parts undefinied of gasoline engine for vehicles of heading 87.01	-	215	-	8.458
84099131	Carburettors and parts of gasoline engines, for vehicles of heading 87.11	2.220	89.754	51.359	3.902.288
84099132	Cylinder blocks,crank cases of gasoline engines, for vehicles of heading 87.11	4.461	442.249	50.715	1.588.066
84099135	Cylinder liner,with an internal diameter >155 mm, of gasoline engines, for vehicles of heading 87.11	39.252	565.913	468.230	5.141.450
84099137	Pistons, with an internal diameter 50< mm <=155, of gasoline engines, for vehicles of heading 87.11	12.332	102.662	483.956	3.498.346
84099138	Piston rings and gudgeon pins, of gasoline engines, for vehicles of heading 87.11	1.234	10.252	102.865	430.509



Tabel 3 : Ekspor Indonesia menurut Komoditi ( Kode HS 8 digit )

November 2021

Kode H S	Uraian golongan barang	Berat bersih (Kg)		Nilai F.O.B. ( U S \$ )	
		Bulan ini	Kumulatif	Bulan ini	Kumulatif
(1)	(2)	(3)	(4)	(5)	(6)
84099139	Other parts undefinied of gasoline engine for vehicles of heading 87.11	196.942	1.820.577	3.003.521	34.491.295
84099141	Carburettors and parts of gasoline engines, for vehicles of chapt 87, oth than 8701 or 87.11	30.452	347.081	2.699.389	28.593.715
84099142	Cylinder blocks,crank cases of gasoline engines, for vehicles of chapt 87, oth than 8701 or 87.11	864.272	5.185.715	2.776.257	20.626.769
84099144	Cylinder liner,with internal diameter >155 mm,of gasoline engines,for vehicles of chapt 87,oth than 8701 or 8711	17.984	127.649	148.388	1.076.187
84099145	Cylinder heads and head covers, of gasoline engine,for vehicles of chapt 87,oth than 8701 or 8711	129.976	1.848.803	1.062.342	14.448.778
84099146	Pistons, with an external diameter 50<= mm< 155 for other vehicles of chapt 87, oth than 8701 or 87.11	1.722	26.351	33.519	498.196
84099147	Pistons, with an external diameter >155 mm for other vehicles of chapt 87, oth than 8701 or 87.11	-	246	-	17.504
84099148	Piston rings and gudgeon pins for other vehicles of Chapter87, oth than 8701 or 87.11	33.772	300.583	3.624.281	30.900.749
84099149	Other parts undefinied of gasoline engine for other vehicleof chapt 87, oth than 8701 or 87.11	132.372	1.809.912	1.644.139	24.735.481
84099151	Cylinder blocks; crank cases, of gasoline engine, a power<= 22.38 kW, propulsion for vessels of Chapter 89	47	94	244	1.941
84099152	Cylinder liner,with an internal diameter 50<mm<=155, of gasoline engine, power <= 22.38 kW, propulsion for vessels of Chapter 89	-	160	-	8.255
84099155	Pistons, with an external diameter > 155 mm, of gasolineengine, a power <= 22.38 kW, propulsion for vessels of Chapter 89	-	37	-	2.163
84099159	Other parts undefinied of gasoline engine,a power<= 22.38 kW, propulsion for vessels of Chapter 89	42.206	201.889	120.084	615.579
84099164	Pistons, with an external diameter of 50<= mm< 155 mm, ofgasoline engine, power > 22.38 kW, propulsion for vessels of Chapter 89	-	27.514	-	28.718
84099169	Other parts undefinied of gasoline engine,a power> 22.38 kW, propulsion for vessels of Chapter 89	-	1	-	228
84099171	Cylinder blocks,crank cases of gasoline engines, for other than vehicle or marine propulsion	7	95	973	6.313
84099172	Cylinder liner,with an internal diameter 50< mm <=155, for other than vehicle or marine propulsion	4.313	21.516	29.848	150.780
84099177	Pistons, with an external diameter >155 mm, of gasolineengine, for other than vehicle or marine propulsion	80	23.302	1.965	154.871
84099179	Other parts undefinied of gasoline engine, for other than vehicle or marine propulsion	57.527	557.369	820.634	9.918.092
84099911	Carburettors&parts thereof,for diesel engines of heading 84.29 or 84.30 ( example;buldozer,pile-driver,excavator)	2.404	5.504	59.656	132.322
84099912	Cylinder blocks; crank cases, for diesel engines of heading 84.29 or 84.30 ( example;buldozer,pile-driver,excavator)	4.208	16.886	51.837	226.273
84099913	Cylinder liner,with an internal diameter 50< mm <=155, fordiesel engines of heading 84.29 or 84.30	-	1.455	-	20.143
84099914	Cylinder liner,with an internal diameter >155 mm, for diesel engines of machinery of heading 84.29 or 84.30	66	14.555	800	155.607
84099915	Cylinder heads and head covers, for diesel engines of machinery of heading 84.29 or 84.30	-	25	-	1.337
84099917	Piston, with an internal diameter >155 mm, for dieselengines of machinery of heading 84.29 or 84.30	56	309	819	6.496
84099918	Piston rings and gudgeon pins, for diesel engines machinery of heading 84.29 or 84.30	296	4.193	33.550	330.563
84099919	Other parts undefinied for diesel engines of machinery heading 84.29/ 84.30 ( exam;buldozer,pile-driver,excavator)	10.098	86.729	86.256	541.626
84099925	Cylinder heads and head covers,for diesel engines of vehicles of heading 87.01 (tractors)	188.544	2.066.381	584.350	6.768.511
84099929	Parts of tractors engines, other than carburettor, piston &cylinder	116.495	571.941	1.186.595	6.284.019

Tabel 3 : Ekspor Indonesia menurut Komoditi ( Kode HS 8 digit )

November 2021

Kode H S	Uraian golongan barang	Berat bersih (Kg)		Nilai F.O.B. ( U S \$ )	
		Bulan ini	Kumulatif	Bulan ini	Kumulatif
(1)	(2)	(3)	(4)	(5)	(6)
84099931	Carburettor and part thereof for motorcycle & cycle fitted with an auxiliary motor, with/without side-car, side-car	1.227	9.736	21.404	187.648
84099932	Cylinder block; crank case for motorcycle & cycle fitted with an auxiliary motor, with/without side-car, side-car	135	1.172	455	4.374
84099933	Cylinder liner for motorcycle & cycle fitted with an auxiliary motor, with/without side-car, side-car	-	3	-	14
84099935	Piston for motorcycle & cycle fitted with an auxiliary motor, with/without side-car, side-car	135	338	580	3.591
84099936	Piston ring & gudgeon pin for motorcycle & cycle fitted with an auxiliary motor, with/without side-car, side-car	10.022	111.997	102.745	1.128.006
84099939	Part of motorcycle engine, other than carburettor, blok cilinder, crank case, piston & cylinder	55	9.445	1.294	192.811
84099941	Carburettor and part thereof for vehicle of Chapter 87, other than of heading 87.01 & 87.11	583	2.306	18.030	57.022
84099942	Cylinder block; crank case for vehicle of Chapter 87, other than of heading 87.01 & 87.11	1.361.062	19.352.287	5.106.528	64.229.064
84099944	Cylinder liner with internal diameter > 155 mm for vehicle of Chapter 87, other than of heading 87.01 & 87.11	35	260	2.248	4.189
84099945	Cylinder head and head cover for vehicle of Chapter 87, other than of heading 87.01 & 87.11	94.394	1.257.094	549.958	7.680.614
84099947	Piston with external diameter > 155 mm for vehicle of Chapter 87, other than of heading 87.01 & 87.11	-	345	-	11.968
84099948	Piston ring & gudgeon pin for vehicle of Chapter 87, other than of heading 87.01 & 87.11	16.928	96.496	1.640.881	9.449.043
84099949	Part of vehicle of Chapter 87, other than carburettor, piston & cylinder, exclude of heading 87.01 & 87.11	259.663	3.171.757	4.938.695	58.778.682
84099953	Cylinder liner with internal diameter > 155 mm for marine propulsion engine of a power <= 22.38 kW	-	351	-	4.424
84099959	Parts of marine propulsion engine of a power <= 22.38 kW, other than piston & cylinder	301	211.232	957	17.956
84099962	Cylinder liner with 50 mm <= internal diameter <= 155 mm for marine propulsion engine of a power > 22.38 kW	1.992.327	21.874.031	4.671.011	48.015.883
84099965	Piston with external diameter > 155 mm for marine propulsion engine of a power > 22.38 kW	58	58	100	100
84099969	Parts of marine propulsion engine of a power > 22.38 kW, other than piston & cylinder	157.734	2.824.754	1.410.422	17.515.742
84099971	Carburettor and part thereof for engine of heading 84.07 or 84.08	-	1	-	177
84099972	Cylinder blocks; crank cases for engine of heading 84.07 or 84.08	-	2.095	-	28.828
84099975	Cylinder head and head cover for engine of heading 84.07 or 84.08	960	40.671	12.330	481.220
84099976	Piston with 50 mm <= external diameter <= 155 mm for engine of heading 84.07 or 84.08	-	58	-	5.493
84099977	Piston with external diameter > 155 mm for engine of heading 84.07 or 84.08	-	8.105	-	154.005
84099978	Piston ring & gudgeon pin for engine of heading 84.07/84.08	-	180	-	1.119
84099979	Part of engine of heading 84.07 or 84.08, other than carburettor, piston & cylinder	75.827	996.898	982.424	12.219.716
84101100	Hydraulic turbines & water wheels of a power <= 1,000 kW	-	2.331	-	120.854
84101200	Hydraulic turbines & water wheels of 1,000 kW < a power <= 10,000 kW	-	2.970	-	70.987
84109000	Parts of hydraulic turbines, water wheels, and regulators	390	2.369	2.301	12.626
84111100	Turbo-jets of a thrust <= 25 kN	300	300	2.000	2.000
84111200	Turbo-jets of a thrust > 25 kN	-	14.268	-	845.524
84112100	Turbo-propellers of a power <= 1,100 kW	-	1.977	-	1.119.146
84112200	Turbo-propellers of a power > 1,100 kW	-	1.106	-	1.436.273
84118100	Gas turbines of a power <= 5,000 kW	3.045	3.572	97.800	498.505
84118200	Gas turbines of a power > 5,000 kW	10.124	25.872	1.988.969	5.094.835
84119100	Part of turbo-jets or turbo-propellers	1.112	15.516	1.064.857	8.511.545
84119900	Part of other gas turbines	23.191	317.289	5.222.662	34.468.664
84121000	Reaction engines other than turbo-jets	-	41.635	-	20.003

Tabel 3 : Ekspor Indonesia menurut Komoditi ( Kode HS 8 digit )

November 2021

Kode H S	Uraian golongan barang	Berat bersih (Kg)		Nilai F.O.B. ( U S \$ )	
		Bulan ini	Kumulatif	Bulan ini	Kumulatif
(1)	(2)	(3)	(4)	(5)	(6)
84122100	Hydraulic power engine&motor with linear acting (cylinder)	175.537	2.171.845	853.872	11.732.318
84122900	Hydraulic power engine&motor with non-linear acting(not cylinder)	10.076	184.227	96.337	3.335.449
84123100	Pneumatic power engine&motor with linear acting (cylinder)	11	538	14.340	93.164
84123900	Pneumatic power engine&motor with non-linear acting(not cylinder)	149	6.297	5.712	392.694
84128000	Engines; pneumatic power engines and motors, n.e.c. in heading no. 8412	13	21.684	500	28.851
84129010	Part of reaction engines other than turbo-jets	-	1.623	-	32.997
84129020	Part for steam/other vapour power unit incorporating boiler	530	14.628	21.235	903.865
84129090	Part of hydraulic & pneumatic power engine and motor	41.466	227.256	644.193	4.514.611
84131100	Pump for dispensing fuel/lubricant, used in filling-station in garages	95	4.168	3.742	28.048
84131910	Pump fitted with measuring device,electrically operated,excl for dispensing fuel/lubricant in filling-station/garage	443	40.586	16.874	272.725
84131920	Pump fitted with measuring device,not-electrically operatedexcl for dispensing fuel/lubricant in filling-station/garage	1.865	14.401	2.699	41.438
84132010	Water pumps	9.935	151.486	55.872	1.326.735
84132020	Breast pumps	105	2.294	2.256	77.297
84132090	Hand pumps, other than water pump and breast pump	9.325	51.904	11.822	176.281
84133030	Fuel pumps used for engine of motor vehicle designed for transport persons (incl station wagon& racing car) or goods	8.691	81.837	614.417	5.497.146
84133040	Water pumps used for engine of motor vehicle designed for transport persons (incl station wagon& racing car) or goods	434	5.560	29.749	295.372
84133051	Oth water pump for internal combustion piston engine (ex:marine) with inlet diameter <= 200 mm, centrifugal type	-	53	-	3.063
84133052	Oth water pump for internal combustion piston engine (ex:marine) with inlet diameter > 200 mm, centrifugal type	756	6.051	3.987	40.415
84133090	Lubricating medium pump for internal combustion pistonengine	98.386	924.604	2.859.032	29.077.396
84134000	Concrete pumps	3	21.283	1.044	21.544
84135031	Water pumps on reciprocating positive displacement, with flow rate <= 8,000 m3/h, electrically operated	36	736	108	22.502
84135032	Water pumps on reciprocating positive displacement, with flow rate <= 8,000 m3/h, not electrically operated	-	1.410	-	1.031
84135090	Other reciprocating positive displacement pumps (ex: waterpump) with flow rate > 13,000 m3/h	462	15.201	20.155	238.686
84136031	Water pumps on rotary positive displacement, with a flow rate <= 8,000 m3/h, electrically operated	389	11.501	3.068	47.411
84136040	Water pumps on rotary positive displacement, with 8,000 m3/h < a flow rate <= 13,000 m3/h	-	505	-	2.909
84136090	Other rotary positive displacement pumps (ex: water pump)with flow rate > 13,000 m3/h	2.620	52.273	72.787	778.232
84137011	Single stage water pump for belt drive/direct coupling withinlet diameter <= 200 mm, centrifugal type	-	270	-	6.677
84137019	Single stage water pump for belt drive/direct coupling withinlet diameter > 200 mm, centrifugal type	132.047	1.070.097	690.466	5.881.553
84137039	Submersible water pumps with inlet diameter > 200 mm,centrifugal type	5.899	79.248	43.681	353.119
84137042	Oth water pump with flow rate<= 8,000 m3/h & inlet diameter<= 200 mm, electrically operated, centrifugal type	1.544	22.541	9.457	155.508
84137043	Oth water pump with flow rate<= 8,000 m3/h & inlet diameter<= 200 mm, not electrically operated, centrifugal type	-	6.480	-	9.007
84137049	Oth water pump with flow rate<= 8,000 m3/h & inlet diameter>200 mm, whether/not electrically operated, centrifugal type	4.775	47.222	25.895	267.666
84137059	Oth water pump with 8,000 m3/h < flow rate <= 13,000 m3/h& inlet diameter > 200 mm, centrifugal type	-	279	-	5.928

Tabel 3 : Ekspor Indonesia menurut Komoditi ( Kode HS 8 digit )

November 2021

Kode H S	Uraian golongan barang	Berat bersih (Kg)		Nilai F.O.B. ( U S \$ )	
		Bulan ini	Kumulatif	Bulan ini	Kumulatif
(1)	(2)	(3)	(4)	(5)	(6)
84137091	Other water pumps with flow rate > 13,000 m3/h & inletdiameter <= 200 mm, centrifugal type	-	12	-	130
84137099	Other water pumps with flow rate > 13,000 m3/h & inletdiameter > 200 mm, centrifugal type	75	64.579	111	833.060
84138113	Water pumps with flow rate <= 8,000 m3/h, electrically operated	152.841	2.163.697	777.088	10.461.248
84138119	Water pumps with flow rate > 13,000 m3/h, whethe/notelectrically operated	16.367	314.891	257.965	3.485.842
84138210	Liquid elevators, electrically operated	-	32.386	-	630.058
84138220	Liquid elevators, not electrically operated	-	7	-	46
84139110	Parts of water pumps	754	784	8.003	8.091
84139120	Parts of breast pump and hand pump (other than water pump)	64.611	132.254	437.826	1.098.596
84139130	Parts of single stage water pumps for belt drive or directcoupling with inlet diameter<=/ > 200 mm, centrifugal type	121	595	3.963	25.306
84139140	Parts of submersible water pump & oth water pump with flowrate <= & / > 13,000 m3/h & inlet diameter <=/ > 200 mm	21.037	445.579	53.178	1.475.274
84139190	Part of fuel/lubricating/cooling medium pump,concrete pump,reciprocating/rotary positive displacement water pump	125.280	2.372.141	2.197.656	30.818.504
84139200	Parts of liquid elevators	-	292	-	7.239
84141000	Vacuum pumps	735	46.411	19.039	274.079
84142010	Bicycle pumps	20	335	661	4.627
84142090	Hand or foot operated air pumps other than bicycle pumps	39	34.534	181	297.261
84143040	Compressors used in refrigerating equip, with refrigerationcapacity > 21.10 kW or displacement revolution >= 220 cc	16.758	98.411	397.797	1.384.708
84143090	Compressors used in refrigerating equip, with refrigerationcapacity <= 21.10 kW or displacement revolution < 220 cc	26.340	249.176	170.136	2.714.967
84144000	Air compressors mounted on a wheeled chassis for towing	84.205	310.612	125.771	1.097.232
84145110	Table & box fans with a self-contained electric motor of anoutput <= 125 W	7.412	46.162	4.830	38.608
84145191	Floor,wall,window,ceiling/roof fans of an output <= 125 Wwith protective screen	2.384	72.360	3.599	419.644
84145199	Floor,wall,window,ceiling/roof fans of an output <= 125 Wwith un-protective screen	3.182	55.147	21.491	348.796
84145920	Explosion-proof air fans used in underground mining ofa capacity <= 125 kW	-	2.804	-	92.403
84145930	Blowers of a capacity <= 125 kW	7.218	84.083	87.826	1.125.412
84145941	Fans excl: table/floor/wall/similar; explossion-proof air;blower, with capacity <= 125 kW & protective screen	12	3.583	490	84.016
84145949	Fans excl: table/floor/wall/similar; explossion-proof air;blower, with capacity <= 125 kW & protective screen	100.344	732.770	1.842.297	13.454.701
84145950	Blowers of a capacity > 125 kW	108	11.635	849	69.553
84145991	Fans excl: table/floor/wall/similar; blower, with capacity> 125 kW & protective screen	18	746	576	10.985
84145992	Explosion-proof air fans used in underground mining withcapacity > 125 kW	1.536	2.744	75.427	139.458
84145999	Fans excl: table/floor/wall/similar; blower, with capacity> 125 kW & un-protective screen	28.130	88.085	327.112	969.739
84146011	Laminar airflow cabinets fitted with filters in horizontalside <= 120 cm	36.602	331.571	152.541	1.441.958
84146019	Hoods ventilation fitted with filter in horizontal side<= 120 cm, other than laminar air flow cabinets	2.344	40.540	11.912	223.758
84146099	Hood ventilation not fitted with filter, not for industrialuse in horizontal side <= 120 cm	-	3.202	-	29.004
84148011	Laminar airflow cabinets fitted with filters in horizontalside > 120 cm	284.091	2.546.698	1.275.191	11.793.200
84148019	Hoods ventilation fitted with filter in horizontal side> 120 cm, other than laminar air flow cabinets	1.727	21.043	17.963	216.513

Tabel 3 : Ekspor Indonesia menurut Komoditi ( Kode HS 8 digit )

November 2021

Kode H S	Uraian golongan barang	Berat bersih (Kg)		Nilai F.O.B. ( U S \$ )	
		Bulan ini	Kumulatif	Bulan ini	Kumulatif
(1)	(2)	(3)	(4)	(5)	(6)
84148029	Hood ventilation not fitted with filter, not for industrial use in horizontal side > 120 cm	-	811	-	3.359
84148030	Free-piston generators for gas turbines	1	2.624	290	85.903
84148041	Gas compression module for use in oil drilling operations	-	16.822	-	115.769
84148042	Compressors used for automotive air conditioners	538.422	6.103.851	8.894.238	103.731.507
84148043	Sealed units for air conditioning machines	-	79	-	6.220
84148049	Compressor excl for refrigerating equip, air, gas in oil drill operation, automotive AC & sealed unit for AC machine	123.955	4.071.023	850.503	22.990.619
84148050	Air pumps with horizontal side > 120 cm	95.942	1.263.310	1.100.064	12.807.448
84148090	Hoods ventilation with horizontal side > 120 cm	323	38.075	6.681	396.649
84149021	Parts of AC machine, refrigerator, electro-mechanical domestic app & electric instantaneous/storage water heater	1.818	24.915	19.706	314.822
84149022	Parts of blowers	214	3.735	118.289	169.507
84149029	Parts of table, floor, wall, window, ceiling/roof fans & explosion-proof air fans	26.249	135.437	402.123	3.006.640
84149031	Parts of hoods ventilation fitted/not with filter in horizontal side <= 120 cm	9.392	102.780	788.291	2.774.623
84149032	Parts of hoods ventilation fitted/not with filter in horizontal side > 120 cm	157	5.739	2.031	53.607
84149041	Parts of vacuum pumps for electrically operated machines	6	1.770	54	71.799
84149042	Parts of vacuum pumps for not electrically operated machine	10	10	2.453	2.453
84149050	Parts of hand or foot operated air pumps	-	198	-	110.777
84149060	Parts of compressors used in refrigerating equipment	6.289	84.002	174.322	1.481.059
84149071	Parts of air compressors mounted on wheeled chassis for towing for electrically operated machines	891	1.760	6.170	17.501
84149072	Parts of air compressors mounted on wheeled chassis for towing for not electrically operated machines	-	2.000	-	1.862
84149091	Part of free piston generator, oil drilling gas/automotive AC/sealed unit AC compressor for electrically operated	10.366	111.871	171.674	1.614.149
84149092	Part of free piston generator, oil drilling gas/automotive AC/sealed unit AC compressor for not electrically operated	262	15.844	48.775	654.625
84151010	AC machines of cooling capacity <= 26.38kW fixed to window, wall, ceiling/floor, self-contained/split-system	290.958	21.187.880	1.905.135	115.774.866
84151090	AC machines of cooling capacity > 26.38kW fixed to window, wall, ceiling/floor, self-contained/split-system	10.960	140.456	141.852	1.031.766
84152010	AC machines of cooling capacity <= 26.38 kW used for person in motor vehicles	4.808	37.262	123.539	1.064.498
84152090	AC machines of cooling capacity > 26.38 kW used for person in motor vehicles	581	3.622	9.250	151.564
84158111	AC mach of cooling capacity <= 21.10kW, incorp refrigerating & reversible heat pump, used in aircraft	-	72	-	616
84158119	AC mach of cooling capacity <= 21.10kW & air flow rate > 67.96m <sup>3</sup> /min, incorp refrigerating & reversible heat pump, in aircraft	-	135	-	262
84158121	AC mach of cooling capacity <= 26.38kW, incorp refrigerating & reversible heat pump, used in railway rolling stock	40	896	1.092	7.726
84158139	AC mach of cooling capacity > 26.38kW, incorp refrigerating & reversible heat pump, used in motor vehicle not for person	21	196	690	12.640
84158191	AC mach of cooling capacity > 21.10kW & air flow rate > 67.96m <sup>3</sup> /min, incorp refrigerating & reversible heat pump, in marine	43	550	590	5.701
84158193	AC mach of cooling capacity <= 21.10kW & air flow rate > 67.96m <sup>3</sup> /min, incorp refrigerating & reversible heat pump, in marine	3	38	6	77
84158199	AC mach of cooling capacity > 26.38kW & air flow rate > 67.96m <sup>3</sup> /min, incorp refrigerating & reversible heat pump, in marine	-	21	-	10

Tabel 3 : Ekspor Indonesia menurut Komoditi ( Kode HS 8 digit )

November 2021

Kode H S	Uraian golongan barang	Berat bersih (Kg)		Nilai F.O.B. ( U S \$ )	
		Bulan ini	Kumulatif	Bulan ini	Kumulatif
(1)	(2)	(3)	(4)	(5)	(6)
84158219	AC mach of cooling capacity <=21.10kW & air flow rate>67.96m3/min, incorp refrigerating unit, used in aircraft	-	177	-	100
84158239	AC mach of cooling capacity >26.38kW, incorp refrigeratingunit, used in motor vhcl not for person	-	45	-	7.090
84158291	AC mach of cooling capacity <=26.38kW, incorp refrigeratingunit, used in marine	-	2.452	-	20.955
84158299	AC mach of cooling capacity >26.38kW, incorp refrigeratingunit, used in marine	0	8.406	1	91.507
84158311	AC mach of cooling capacity > 21.10kW & air flow rate>67.96m3/min, not incorp refrigerating unit, used in aircraft	-	3.579	-	48.767
84158319	AC mach of cooling capacity <=21.10kW & air flow rate>67.96m3/min, not incorp refrigerating unit, used in aircraft	35	835	5.955	125.582
84158391	AC mach of cooling capacity <= 26.38 kW, not incorporatingrefrigerating unit, used in marine	-	18.850	-	171.881
84158399	AC mach of cooling capacity > 26.38 kW, not incorporatingrefrigerating unit, used in marine	48	1.479	7	7.466
84159013	Part of machine used in aircraft/railway rolling stock witha cooling capacity <= 21.10 kW	241	1.569	1.100	16.595
84159014	Part of evaporator/condenser for AC machine for motorvehicle with a cooling capacity <= 21.10 kW	21.282	295.951	481.852	7.578.414
84159015	Part of chassis, welded & painted oth than used in aircraftor railway with a cooling capacity <= 21.10 kW	6.195	21.998	116.481	271.212
84159019	Part of machine used in marine with a cooling capacity <= 21.10 kW	94.692	793.506	1.772.896	14.736.912
84159029	Part of machine used in other vehicle with air flow rate<= 67.96 m3/min & 21.10 kW < cooling capacity <= 26.38 kW	29	353	1.097	6.934
84159034	Part of machine used in aircraft/RRS with air flow rate> 67.96 m3/min & 26.38 kW < cooling capacity <= 52.75 kW	170	3.888	3.274	89.589
84159039	Part of machine used in other vehicle with air flow rate<= 67.96 m3/min & 26.38 kW < cooling capacity <= 52.75 kW	0	0	13	13
84159045	Part of machine used in other vehicle with air flow rate> 67.96 m3/min & cooling capacity > 52.75 kW	68.239	740.494	1.230.111	9.029.212
84159049	Part of machine used in other vehicle with air flow rate<= 67.96 m3/min & cooling capacity > 52.75 kW	16.691	256.056	308.718	4.311.957
84162000	Furnace burners for pulverised fuel or gas, includingcombination burners	31	9.121	8.165	71.893
84163000	Mechanical stokers, including mechanical grates, mechanicalash dischargers and similar appliances	-	6	-	6.085
84169000	Part of furnace burner for liquid fuel/pulverised fuel/gas,mechanic stoker incl grate, mechanic ash discharge& similar	-	1.043	-	93.388
84171000	Furnace & oven for the roasting, melting or other heat-treatment of ores, pyrites/metals	-	151.743	-	755.140
84172000	Bakery ovens, including biscuit ovens	32.039	196.540	197.214	1.373.131
84178000	Furnace & oven including incinerators for laboratory, non-electric	3.347	71.602	6.037	158.977
84179000	Part of industrial or laboratory furnace and oven, includeincinerator, non-electric	3.527	14.823	17.318	80.504
84181011	Combined refrigerator-freezer of capacity <= 230 l, fittedwith separate external door, household type	2.233.353	26.041.493	11.107.295	108.898.586
84181019	Combined refrigerator-freezer of capacity > 230 l, fittedwith separate external door, household type	3.901.835	45.667.972	19.544.480	191.396.164
84181020	Combined refrigerator-freezer of capacity <= 350 l, fittedwith separate external door, not household type	-	3.140	-	13.212
84181090	Combined refrigerator-freezer of capacity > 350 l, fittedwith separate external door, not household type	39.446	447.691	141.111	2.263.307
84182110	Refrigerator of capacity <= 230l, household & compressiontype	1.679.111	10.138.783	5.572.954	33.591.860
84182190	Refrigerator of capacity > 230l, household & compressiontype	17.007	72.559	57.013	204.376

Tabel 3 : Ekspor Indonesia menurut Komoditi ( Kode HS 8 digit )

November 2021

Kode H S	Uraian golongan barang	Berat bersih (Kg)		Nilai F.O.B. ( U S \$ )	
		Bulan ini	Kumulatif	Bulan ini	Kumulatif
(1)	(2)	(3)	(4)	(5)	(6)
84182900	Refrigerator for household but not compression type	2.836	21.154	7.560	50.347
84183010	Freezers of a capacity <= 200 l, the chest type	1.726	13.705	6.924	51.054
84183090	Freezers of 200 l < capacity <= 800 l, the chest type	7.203	95.370	16.967	218.943
84184010	Freezers of a capacity <= 200 l, the upright type	206.632	1.633.477	1.015.342	7.977.551
84184090	Freezers of 200 l < capacity <= 800 l, the upright type	901	9.034	1.441	25.716
84185011	Display counter,show-case&similar of capacity>200 l, incorprefirgerating equipment, for medical/surgical/laboratory	119	1.796	2.100	37.906
84185019	Display counter,show-case&similar of capacity>200 l, incorprefirgerating equipment, for storage and display	6.767	1.909.269	62.105	7.668.844
84185091	Chest & cabinet of capacity > 200 l, incorporating freezingequipment, for medical/surgical/laboratory	-	2.195	-	104.224
84185099	Chest & cabinet of capacity > 200 l, incorporating freezingequipment, for storage and display	3.996	30.560	11.840	94.891
84186100	Heat pumps other than air conditioning machines	-	200	-	316
84186910	Beverage coolers	621	18.519	11.854	216.243
84186930	Cold water dispenser	-	76	-	347
84186941	Water chillers with refrigeration capacity > 21.10 kW, forair conditioning machines	-	1	-	1
84186949	Water chillers with refrigeration capacity > 21.10 kW, notfor air conditioning machines	-	296	-	2.749
84186990	Refrigerating/freezing equipment, oth than beverage cooler,water chiller for AC or not & scale ice-maker unit	50.772	495.545	846.424	9.379.590
84189100	Parts of furniture designed to receive refrigerating orfreezing equipment	177	4.274	3.171	27.138
84189910	Parts of evaporators or condensers	511.780	4.296.682	6.205.203	47.518.067
84189940	Parts of aluminium roll-bonded panel for good of subhead8418.10.11, 8418.10.19, 8418.21.10, 8418.21.90, 8418.29.00	6.577	41.155	303.312	1.756.913
84189990	Parts of refrigerator, freezer & oth refrigerating/freezingequipment, electric or other; heat pump not for AC machines	231.496	2.408.806	3.225.615	31.337.997
84191110	Instantaneous gas water heater for household type, non-electric	-	39	-	2.273
84191190	Instantaneous gas water heater not for household type, non-electric	16.762	68.999	288.448	431.814
84191910	Storage water heaters for household type, non-electric	-	80	-	601
84191990	Storage water heaters not for household type, non-electric	89	24.232	17.921	595.866
84192000	Medical, surgical or laboratory sterilisers	85	1.877	7.680	145.551
84193130	Evaporators for agricultural products	-	593	-	7.461
84193140	Dryers for agricultural product, electrically operated	-	6.819	-	168.683
84193210	Dryers for wood, paper pulp, paper/paperboard, electricallyoperated	800	800	1.400	1.400
84193220	Dryers for wood, paper pulp, paper/paperboard, notelectrically operated	-	140	-	1.207
84193911	Dryers of machinery for processing material by heating, forthe manufacture of PCB/PWB/PCA, electrically operated	38	2.055	28	5.019
84193919	Dryer, oth than for agricultural product, wood, paper pulp,paper/paperboard, electrically operated	18.315	598.282	261.513	6.167.095
84194010	Distilling or rectifying plant, electrically operated	14.577	257.916	49.979	1.401.394
84194020	Distilling or rectifying plant, not electrically operated	-	300	-	19.042
84195010	Cooling towers	1.669	66.962	5.505	106.958
84195091	Heat exchange units, other than cooling tower, electricallyoperated	-	45.415	-	1.006.291
84195092	Heat exchange units, other than cooling tower, notnot electrically operated	32	17.245	3.792	166.525
84196010	Machinery for liquefying air/oth gas, electrically operated	150	2.285.585	1.324	5.337.371
84198110	Machinery, plant & equipment for making hot drinks/cooking/heating food, electrically operated	5.267	1.741.059	55.421	9.390.721
84198120	Machinery, plant & equipment for making hot drinks/cooking/heating food, not electrically operated	40.170	655.002	164.815	2.051.116

Tabel 3 : Ekspor Indonesia menurut Komoditi ( Kode HS 8 digit )

		November 2021			
Kode H S	Uraian golongan barang	Berat bersih (Kg)		Nilai F.O.B. ( U S \$ )	
		Bulan ini	Kumulatif	Bulan ini	Kumulatif
(1)	(2)	(3)	(4)	(5)	(6)
84198913	Machinery for processing material by heating, for the manufacture of PCB/PWB/PCA, electrically operated	-	2.424	-	6.408
84198919	Machinery, plant & equipment, other than for making hot drink/cooking/heating food, electrically operated	1.054.378	3.034.116	14.528.840	39.382.265
84198920	Machinery, plant & equipment, other than for making hot drink/cooking/heating food, not electrically operated	-	149.310	-	772.690
84199012	Parts of machinery for processing material by heating, for the manufacture of PCB/PWB/PCA, electrically operated	-	13.793	-	50.357
84199013	Parts of casings for cooling towers, electrically operated	1.873	46.632	23.427	364.042
84199019	Parts of mach plant/laboratory for cooking/roasting/drying/steaming/similar excl for domestic, electrically operated	2.160	200.682	35.790	1.552.875
84199022	Parts of instantaneous gas water heaters, household type, not electrically operated	-	37.007	-	4.985
84199029	Parts of mach plant/laboratory for cooking/roasting/drying/steaming/similar excl for domestic, non-electrically operated	9.691	126.927	57.668	638.356
84201010	Mach for dry film/liquid photo resist, photo-sensitive layer, solder paste, solder/adhesive material on PCB/PWB/component	-	22	-	9.704
84201020	Ironing machines or wringers for domestic use	-	2	-	5
84201090	Calendering/rolling mach, other than for dry film/liquid photoresist/similar on PCB/PWB; ironing mach/wringer for domestic	5.000	23.125	737	8.247
84209190	Parts of calendering/rolling mach other than for dry film/liquid photo/similar on PCB/PWB, cylinders	-	51	-	2.392
84209910	Parts of mach for dry film/liquid photo resist/photo-sensitive layer/similar on PCB/PWB/component, not cylinders	-	401	-	6.128
84209990	Parts of calendering/rolling mach other than for dry film/liquid photo/similar on PCB/PWB, not cylinders	-	1.514	-	58.576
84211100	Cream separators, centrifugal type	-	19	-	690
84211200	Clothes-dryers, centrifugal type	1.900	4.990	9.988	40.913
84211910	Centrifuges machinery used for sugar manufacture	-	22	-	33
84211990	Centrifuges machinery other than used for sugar manufacture	2.100	38.385	99.103	585.837
84212111	Filtering machinery and apparatus of a capacity <= 500 l/h for domestic use	14	22.505	1.216	127.853
84212119	Purifying machinery and apparatus of a capacity <= 500 l/h for domestic use	40.878	423.404	372.977	3.006.276
84212122	Filtering or purifying machinery and apparatus for water of a capacity > 500 l/h, electrically operated	377	10.413	4.488	173.188
84212123	Filtering or purifying machinery and apparatus for water of a capacity > 500 l/h, not electrically operated	-	5.805	-	51.984
84212230	Filtering or purifying beverage other than water machinery of a capacity > 500 l/h, electrically operated	-	2.402	-	7.939
84212290	Filtering or purifying beverage other than water machinery of a capacity > 500 l/h, not electrically operated	6	109	46	2.081
84212311	Oil filters of internal combustion engines for machinery of heading 84.29 or 84.30	917	12.244	31.566	426.480
84212319	Petrol filters of internal combustion engines for machinery of heading 84.29 or 84.30	285	196.752	7.903	833.135
84212321	Oil filters of internal combustion engines for motor vehicle of Chapter 87	2.193.462	21.480.554	11.564.658	109.924.051
84212329	Petrol filter of internal combustion engines for motor vehicle of Chapter 87	8.641	146.504	329.836	3.762.642
84212391	Oil filters of internal combustion engines other than for mach of heading 84.29/84.30 and motor vehicle of Chapter 87	131	103.170	34.427	214.658
84212399	Petrol filters for internal combustion engine other than for mach of heading 84.29/84.30 and motor vehicle of Chapter 87	270	1.615	5.722	195.736
84212910	Filtering or purifying machinery and apparatus for liquids of a kind suitable for medical, surgical or laboratory use	3	1.014	1.495	18.823



Tabel 3 : Ekspor Indonesia menurut Komoditi ( Kode HS 8 digit )

November 2021

Kode H S	Uraian golongan barang	Berat bersih (Kg)		Nilai F.O.B. ( U S \$ )	
		Bulan ini	Kumulatif	Bulan ini	Kumulatif
(1)	(2)	(3)	(4)	(5)	(6)
84212920	Filtering or purifying machinery and apparatus for liquids of a kind used for sugar manufacture	-	33	-	2.887
84212930	Filtering or purifying machinery and apparatus for liquids of a kind used in oil drilling operations	-	11.210	-	261.365
84212940	Petrol filter oth than for medical/surgical/laboratory use,sugar manufacture & oil drilling operations	29	3.671	795	331.650
84212950	Oil filter oth than for medical/surgical/laboratory use,sugar manufacture & oil drilling operations	280	3.355	12.045	251.092
84212990	Filtering/purifying mach & aparatus, oth than for medical/surgical/laboratory,sugar manufacture&oil drilling operation	4.503	369.451	92.283	2.161.114
84213110	Intake air filters of internal combustion engines for mach of heading 84.29 or 84.30	186	433	993	13.744
84213120	Intake air filters of internal combustion engines for motor vehicles of Chapter 87	531.057	5.421.804	4.126.767	45.569.809
84213190	Intake air filters for internal combustion engines oth than of mach of heading 84.29/84.30 and motor vhcl of Chapter 87	2.238	66.761	63.585	847.573
84213920	Air purifiers	8.516	120.280	66.647	777.841
84213990	Filtering/purifying mach & aparatus for gases	36.962	635.977	1.062.269	13.555.905
84219110	Parts of clothes dryers	-	17	-	7.125
84219120	Parts of centrifuge machinery of a kind used for sugar manufacture	-	49	-	4.563
84219190	Parts of cream separators or centrifuge machinery oth than used for sugar manufacture	-	21.741	-	224.281
84219921	Filtering cartridges of oil filter of mach of heading 84.29 or 84.30 and motor vehicle of chapter 87	15	2.425	16.330	26.818
84219929	Filtering cartridges of petrol filter of mach of heading 84.29 or 84.30 and motor vehicle of chapter 87	65.922	515.569	493.782	3.474.467
84219930	Parts of intake air filters for internal combustion engines	6.947	94.336	55.518	784.833
84219991	Parts of filtering/purifying machinery&apparatus for liquid of a kind used for sugar manufacture	-	34.801	-	21.842
84219994	Parts of filtering machinery&apparatus of capacity<=500 l/h for domestic use	87	139	3.402	3.834
84219996	Part of internal combustion engine oil filter for mach of head 84.29/84.30 & oth than for those/motor vhcl Chapter 87	-	12	-	56
84219997	Part of internal combustion engine petrol filter for mach head 84.29/84.30 & oth than for those/motor vhcl Chapter 87	-	0	-	82
84219998	Part of oil filter oth than for medical/surgical/laboratory sugar manufacture&oil drilling& filtering/purifying for gas	3.071	37.551	94.514	1.386.785
84219999	Part of filtering/purifying mach&aparatus for liquid/gas of 8421.21.19-90,8421.29.10,8421.29.30-40,8421.29.90,8421.39.20	21.395	303.849	275.300	4.606.344
84221100	Dish washing machines for household type	-	8.376	-	46.063
84221900	Dish washing machines not for household type	1	313	8	3.966
84222000	Machinery for cleaning/drying bottles/other containers	1.000	5.000	4.900	32.793
84223000	Mach for filling,closing,sealing/labelling bottle/can/box/oth; capsuling bottle/jars/tube/similar; aerating beverage	143.147	391.789	2.282.565	5.589.891
84224000	Packing/wrapping mach (including heat-shrink wrapping mach)	46.856	339.843	1.185.531	13.902.208
84229010	Parts of dish washing machines for household type	-	1.214	-	24.753
84229090	Parts of machine of heading 84.22, oth than of dish washing machines for household type	13.503	117.504	91.452	3.409.137
84231010	Personal weighing machine, including baby scale; household scale, electrically operated	1	2.086	5	62.268
84231020	Personal weighing machine, including baby scale; household scale, not electrically operated	228	3.130	1.578	10.143
84232010	Scales for continuous weighing of goods on conveyors,electrically operated	-	584	-	1.765
84232020	Scales for continuous weighing of goods on conveyors,not electrically operated	-	2.264	-	79.942

Tabel 3 : Ekspor Indonesia menurut Komoditi ( Kode HS 8 digit )

November 2021

Kode H S	Uraian golongan barang	Berat bersih (Kg)		Nilai F.O.B. ( U S \$ )	
		Bulan ini	Kumulatif	Bulan ini	Kumulatif
(1)	(2)	(3)	(4)	(5)	(6)
84233010	Constant weight scale machinery of material into a bag or container, including hopper scale, electrically operated	50	8.653	81	562.900
84233020	Constant weight scale machinery of material into a bag or container, including hopper scale, not electrically operated	90	3.011	4.218	35.553
84238110	Weighing mach of capacity <= 30 kg, electrically operated, oth than of subhead 8421.10, 8423.20 or 8423.30	27.580	261.676	1.239.517	12.621.976
84238120	Weighing mach of capacity <= 30kg, not electrically operated, oth than of subhead 8421.10, 8423.20 or 8423.30	-	44	-	68
84238211	Weighing mach of 30 kg < capacity <= 1,000 kg, electrically operated, oth than of subhead 8421.10, 8423.20 or 8423.30	-	5.187	-	19.543
84238219	Weighing mach of 1,000kg < capacity <= 5,000kg, electrically operated, oth than of subhead 8421.10, 8423.20 or 8423.30	18	6.184	263	81.507
84238229	Weighing mach of 1,000kg < capacity <= 5,000kg, not electrically operated, oth than of subhead 8421.10, 8423.20 or 8423.30	-	23	-	3.968
84238910	Weighing mach of capacity > 5,000kg, electrically operated, oth than of subhead 8421.10, 8423.20, or 8423.30	1.538	2.251	14	31.900
84238920	Weighing mach of capacity > 5,000kg, not electrically operated, oth than of subhead 8421.10, 8423.20 or 8423.30	82	896	140	99.635
84239010	Weighing machine weights	-	1.609	-	8.012
84239021	Part of weighing machinery, electrically operated, oth than of weighing machine weight	2.743	56.503	161.152	1.565.212
84239029	Part of weighing machinery, not electrically operated, oth than of weighing machine weight	20	2.322	1.475	31.571
84241010	Fire extinguisher of kind for aircraft, whether/not charged	41	206	4.078	9.628
84241090	Fire extinguisher oth than of kind for aircraft, whether/not charged	226	690	16.108	37.701
84242011	Spray gun & similar appliance, electrically operated, for agricultural / horticultural	-	1.433	-	5.773
84242019	Spray gun & similar appliance, electrically operated, oth than for agricultural / horticultural	1.808	25.783	108.672	1.627.513
84242021	Spray gun & similar appliance, not electrically operated, for agricultural / horticultural	-	5	-	25
84242029	Spray gun & similar appliance, not electrically operated, other than for agricultural / horticultural	1.971	5.903	15.409	40.126
84243000	Steam/sand blasting mach & similar jet projecting mach	1.802	64.556	27.798	293.189
84244110	Portable hand-operated insecticide sprayer	171.701	805.167	755.265	4.832.539
84244190	Portable sprayer oth than hand-operated insecticide, electrically operated, for agricultural/horticultural	-	695	-	1.698
84244910	Un-portable sprayer, electrically operated, for agricultural/horticultural	-	133	-	1.240
84244920	Un-portable sprayer, not electrically operated, for agricultural/horticultural	5.000	8.500	5.600	10.300
84248210	Drip irrigation systems	1	28	1	1.008
84248230	Mechanical appliances, not electrically operated, for agricultural/horticultural,	2	3	30	136
84248910	Hand-operated household sprayers of capacity <= 3 l	4.417	48.122	22.684	202.298
84248920	Spray heads with dip tubes	-	13	-	106
84248940	Wet processing equipment; apparatus for the spot application of liquid; apparatus for the application of dry film/similar	323	2.910	7.053	59.773
84248950	Mechanical appliances, electrically operated, oth than for agricultural/horticultural	5	19.069	579	564.694
84248990	Mechanical appliances, not electrically operated, oth than for agricultural/horticultural	20.839	130.839	276.463	1.806.513
84249010	Parts of fire extinguishers	924	25.985	40.853	681.232
84249021	Parts of spray gun & similar appliance, electrically operated, for agricultural / horticultural	-	337	-	3.172

Tabel 3 : Ekspor Indonesia menurut Komoditi ( Kode HS 8 digit )

November 2021

Kode H S	Uraian golongan barang	Berat bersih (Kg)		Nilai F.O.B. ( U S \$ )	
		Bulan ini	Kumulatif	Bulan ini	Kumulatif
(1)	(2)	(3)	(4)	(5)	(6)
84249023	Parts of spray gun&similar appliance,electrically operated,oth than for agricultural / horticultural	554	9.344	5.876	173.546
84249024	Parts of spray gun & similar appliance, not electricallyoperated, for agricultural / horticultural	-	2	-	27
84249029	Parts of spray gun & similar appliance, not electricallyoperated, oth than for agricultural / horticultural	1	31	5	886
84249030	Parts of steam/sand blasting mach & similar jet projectingmach	8.800	15.761	37.406	331.061
84249099	Parts of goods of subheading 8424.89.10, 8424.89.20,8424.89.40, 8424.89.50 or 8424.89.90	24.902	359.731	315.307	3.877.739
84251100	Pulley tackle and hoists oth than skip hoist/hoist used forraising vehicle, powered by electric motor	-	17.445	-	305.568
84251900	Pulley tackle and hoists oth than skip hoist/hoist used forraising vehicle, powered oth than by electric motor	855	48.566	2.939	143.328
84253100	Winches; capstans, powered by electric motor	-	361.054	-	2.480.843
84253900	Winches; capstans, powered oth than by electric motor	73.942	1.136.226	1.416.046	5.891.736
84254100	Built-in jacking systems used in garages	100	106	100	104
84254210	Jacks used in tipping mechanisms for lorries, hydraulic	-	21.504	-	54.972
84254290	Jacks not used in tipping mechanisms for lorries, hydraulic	29.029	312.517	118.142	2.294.983
84254910	Hoists used for raising vehicles, electrically operated	-	18.318	-	74.464
84254920	Hoists used for raising vehicles, not electrically operated	10.040	60.565	40.477	206.263
84261100	Overhead travelling cranes on fixed support	-	17	-	981
84261200	Mobile lifting frames on tyres and straddle carriers	21.260	47.949	305.941	633.641
84261920	Bridge cranes	156	156	12.940	12.940
84261930	Gantry cranes	12.430	15.730	16.501	19.394
84261990	Transporter cranes	490.639	1.337.388	1.245.889	4.609.682
84262000	Tower cranes	50.180	76.361	67.051	75.377
84263000	Portal or pedestal jib cranes	-	2.592	-	15.853
84264100	Ships' derrick & works trucks fitted with crane on tyres,self-propelled	-	390.653	-	2.365.818
84264900	Ships' derrick&works trucks fitted with crane not on tyres,self-propelled	27.025	870.089	376.069	2.289.403
84269100	Ships' derrick & works trucks designed for mounting on roadvehicles	-	30.322	-	58.103
84269900	Ships' derrick & works trucks not designed for mounting onroad vehicles	-	674.800	-	4.319.795
84271000	Self-propelled trucks powered by an electric motor	5.209	14.639	6.086	14.522
84272000	Self-propelled trucks powered oth than by an electric motor	193.250	3.781.481	190.136	4.207.912
84279000	Fork-lift trucks	5.000	680.294	12.600	1.826.831
84281031	Lifts for passengers	900	30.370	17.850	196.847
84281039	Lifts for goods or materials	-	24.774	-	99.557
84282010	Pneumatic elevator & conveyor used for agriculture	-	1.041	-	14.659
84282090	Pneumatic elevator & conveyor used oth than for agriculture	9.963	75.514	65.528	1.368.626
84283210	Continuous-action elevator & conveyor, bucket type,used for agriculture	-	990	-	852
84283290	Continuous-action elevator & conveyor, bucket type,other than used for agriculture	2.590	72.243	24.762	448.849
84283390	Continuous-action elevator & conveyor, belt type,other than used for agriculture	-	49.189	-	257.621
84283990	Continuous-action elevator & conveyor, oth than bucket&beltype, other than used for agriculture	6.090	58.954	119.154	261.132
84284000	Escalators and moving walkways	-	804	-	9.322
84286000	Teleferic, chair-lift, ski-dragline; traction mechanism forfuniculars	-	630	-	66.145
84289020	Automated machinery for the transport, handling & storageof PCB, PWB or PCA	-	10	-	39.546
84289090	Lifting/handling/loading/unloading mach oth than escalator,lift,conveyor,teleferic,auto mach of PCB,mine wagon pusher	51.053	261.140	1.371.991	1.992.061
84291100	Bulldozers and angledozers, track laying	417.780	4.831.218	258.000	7.832.384
84291900	Bulldozers and angledozers, oth than track laying	256.435	2.946.744	198.290	3.086.203
84292000	Graders and levellers	-	458.792	-	934.561

Tabel 3 : Ekspor Indonesia menurut Komoditi ( Kode HS 8 digit )

November 2021

Kode H S	Uraian golongan barang	Berat bersih (Kg)		Nilai F.O.B. ( U S \$ )	
		Bulan ini	Kumulatif	Bulan ini	Kumulatif
(1)	(2)	(3)	(4)	(5)	(6)
84293000	Scrapers	0	6	6	234
84294030	Tamping machines	42.120	75.878	145.300	206.066
84294040	Vibratory smooth drum roller with a centrifugal force drum<= 20 t by weight	393.891	5.314.317	1.906.331	24.418.262
84294050	Vibratory road roller with a centrifugal force drum > 20 t by weight	-	20.635	-	93.756
84294090	Road roller other than vibratory	76.100	937.888	85.694	2.193.362
84295100	Front-end shovel loaders	62.760	99.400	123.000	187.081
84295200	Machinery shovels with a 360° revolving superstructure	69.767.346	120.291.880	34.400.947	277.285.859
84295900	Mechanic shovels,excavators & shove loaders, excl front-end shovel, mach 360 revolving superstructure	282.863	5.463.038	235.231	6.161.235
84301000	Pile-drivers and pile-extractors	-	217.384	-	3.205.474
84302000	Snow-ploughs and snow-blowers	-	400	-	250
84303100	Coal/rock cutters and tunneling machine, self-propelled	-	62.236	-	117.348
84303900	Coal/rock cutters and tunneling machine, not self-propelled	67	171.649	2.144	711.637
84304100	Boring or sinking machinery; self-propelled, n.e.c. in heading no. 8430	6.100	61.023	13.500	1.097.610
84304910	Wellhead platforms&integrad produc modulessuitable for use in drilling operations	-	234.165	-	614.098
84304990	Oth boring/sinking machinery, not self-propelled, oth thanwellhead platforms&integrad produc modules	51.915	3.675.500	28.482	10.568.595
84305000	Machinery; for handling earth, minerals or ores, self-propelled, n.e.c. in heading no. 8430	7.500	80.458	150.000	1.035.317
84306100	Tamping/compacting machinery, not self propelled	-	26	-	1.100
84306900	Machinery; for moving, levelling, scraping, grading, excavating earth minerals or ores; not self propelled n.e.c in 84.30	-	3.600	-	18.641
84311013	Parts suitable for used of electric pulley tackle & hoists,winches and capstans, jacks	3.451	91.253	44.000	1.190.385
84311019	Parts suitable for used oth of electric pulley tackle&hoists, winches and capstans, jacks	301	16.966	21.814	68.097
84311022	Parts suitable for used of non-electric pulley tackle&hoists, winches and capstans, jacks	-	25.391	-	8.539
84311029	Parts suitable for used oth of non-electric pulley tackle& hoists, winches and capstans, jacks	5.540	46.249	11.231	120.991
84312010	Parts suitable for used of self-propelled fork-lift trucks	2	2.657	567	36.734
84312090	Parts suitable for used of not self-propelled fork-liftrucks	106	10.062	11.170	107.345
84313110	Parts suitable for used of passengers lifts&escalatorsand moving walkways	196	648	2.728	17.700
84313120	Parts suitable for used of non passengers lift&skip hoists	31.199	167.624	131.051	763.450
84313910	Part suitable for mach 84.28,excl lift,skip hoist/escalator,of subhead 8428.20.10/8428.32.10/8428.33.10/8428.39.10	506	6.300	24.872	125.920
84313940	Parts suitable for machinery of auto mach for the transport, handling&storage of PCB/PWB/PCA	-	4.738	-	117.258
84313950	Parts suitable for machinery 84.28,oth than lift,skip hoist/escalators, of goods of subhead 8428.90	-	3.584	-	15.325
84313990	Parts suitable for oth machinery 84.28, oth than lift,skip hoist/escalators	15.122	500.700	132.529	2.489.087
84314110	Buckets, shovels, grabs and grips,for ships' derricks,cranes, mobile lifting and work truck fitted with a crane	1.977	112.242	21.701	241.453
84314190	Buckets, shovels, grabs and grips,for fork-lift trucks,oth works trucks fitted with lifting/handling equipment	116.688	694.776	327.868	4.265.510
84314200	Bulldozer or angledozer blades	-	417.823	-	485.589
84314300	Parts of boring/sinking machinery of oth boring/sinkingmachinery	51.222	6.538.167	1.079.331	68.812.869
84314910	Parts suitable for ships derricks, cranes, oth than buckets,shovels, grabs and grips,bulldozer/angledozer blades	454.876	5.007.221	842.765	8.651.261
84314920	Cutting edges or end bits for scrapers,graders/levellers	1.539.316	13.866.794	6.920.620	57.820.879
84314940	Cutting edges or end bits for bulldozeror angledozer blades	2	1.176	320	1.637
84314950	Parts of road rollers	236.722	1.042.428	609.221	2.759.557

Tabel 3 : Ekspor Indonesia menurut Komoditi ( Kode HS 8 digit )

November 2021

Kode H S	Uraian golongan barang	Berat bersih (Kg)		Nilai F.O.B. ( U S \$ )	
		Bulan ini	Kumulatif	Bulan ini	Kumulatif
(1)	(2)	(3)	(4)	(5)	(6)
84314990	Oth parts suitable use of oth moving, grading, levelling,scraping, excavating, tamping, compacting	3.415.496	34.887.277	10.602.050	106.449.211
84321000	Ploughs	-	1.604	-	2.050
84322900	Scarifiers, cultivators, weeders, hoesand oth harrows	21	5.267	92	69.872
84323900	Seeders, planters & transplanters, oth than no-till direct	-	17.363	-	301.079
84328010	Other machinery for soil preparation/cultivationof agricultural/horticultural	27.119	101.227	210.821	814.916
84328020	Lawn/sports-ground rollers	-	1.000	-	4.331
84328090	Other machinery for soil preparation/cultivation	14.418	29.097	57.534	114.943
84329010	Parts of machinery of subheading 8432.80.90	12.993	94.641	350.409	2.159.465
84329090	Parts of oth agricultural, horticultural/forestry mach for soil preparation/cultivation	9.000	32.895	6.637	266.875
84331100	Mowers for lawns,parks/sports-grounds, powered, with cutting device rotating on horizontal plane	-	854	-	2.324
84331990	Mowers for lawns,parks/sports-grounds, powered, with oth than cutting device rotating on horizontal plane	-	3.762	-	9.128
84332000	Mowers; n.e.c. in item no. 8433.1 (including cutter bars for tractor mounting)	1	2.022	3	6.523
84334000	Straw or fodder baler,including pick-upbalers	-	7	-	431
84335100	Combined harvester-threshers macinery	-	148.399	-	820.142
84335200	Threshing machinery; other than combine harvester-threshers	-	9.600	-	37.660
84335990	Oth harvesting machinery	270	1.798	2.186	119.951
84336010	Machine for cleaning, sorting/grading eggs,fruit/oth agricultural produce, electric	-	15	-	125
84336020	Machine for cleaning, sorting/grading eggs,fruit/oth agricultural produce, non electric	-	40	-	250
84339010	Parts of castors wheels, of a diameter 100mm<diameter<250mmwheel's width>30mm	-	1	-	17
84339090	Parts of oth harvesting/threshing machinery	3.399	15.171	33.911	125.354
84341010	Milking machines, electrically operated	-	109	-	11.291
84349090	Suitable parts of milking & dairy mach. with not electrically operated	-	12	-	508
84351010	Presses,crushers&similar mach. used in manfc of wine, ciderfruit juices/similar, electrically operated	-	4.613	-	12.988
84351020	Presses,crushers&similar mach. used in manfc of wine, ciderfruit juices/similar, not electrically operated	-	19	-	797
84361010	Machinery for preparing animal feedingstuffs, electrically operated	-	600	-	10.808
84361020	Machinery for preparing animal feedingstuffs, notelectrically operated	-	2	-	14
84362110	Poultry incubators & brooders, electrically operated	2.550	3.986	448	11.412
84362120	Poultry incubators & brooders, not electrically operated	44	68	120	150
84362910	Poultry-keeping machinery, electric operated	-	30	-	142
84362920	Poultry-keeping machinery, not electric operated	-	25	-	36
84368011	Oth agricultural/holticultural machinery, electricallyoperated	-	4.376	-	4.780
84368019	Oth forestry, poultry-keep/bee-keep machinery, electricallyoperated	-	19	-	52
84368021	Oth agricultural/holticultural machinery, not electricallyoperated	1	170.166	55	651.797
84368029	Oth forestry, poultry-keep/bee-keep machinery, notelectrically operated	-	7.313	-	148.914
84369110	Parts of poultry-keep mach./poultry incubator&broodersof elect operated mach. and equipment	711	1.830	1.891	3.827
84369120	Parts of poultry-keep mach./poultry incubator&broodersof non-elect operated mach. and equipment	-	195	-	1.035
84369919	Parts of oth forestry, poultry-keep/bee-keep machinery electrically operated & equipments	-	3.552	-	6.379
84369929	Parts of oth forestry, poultry-keep/bee-keep machinery non-electrically operated & equipments	-	106	-	1.649

Tabel 3 : Ekspor Indonesia menurut Komoditi ( Kode HS 8 digit )

November 2021

Kode H S	Uraian golongan barang	Berat bersih (Kg)		Nilai F.O.B. ( U S \$ )	
		Bulan ini	Kumulatif	Bulan ini	Kumulatif
(1)	(2)	(3)	(4)	(5)	(6)
84371010	Mach. for cleaning,sorting/grading seed for grains; winnowing&similar clean mach, electrically operated	-	2.035	-	8.530
84371020	Mach. for cleaning,sorting/grading seed for grains; winnowing&similar clean mach, not electrically operated	-	275	-	825
84371030	Mach. for cleaning,sorting/grading seed for oth than grains electrically operated	-	4.754	-	8.718
84371040	Mach. for cleaning,sorting/grading seed for oth than grains not electrically operated	125	1.355	390	9.602
84378010	Rice hullers & cone type rice mills machinery, electrically operated	1.500	9.416	2.500	31.870
84378020	Rice hullers & cone type rice mills machinery, not electrically operated	405	11.664	2.750	36.090
84378030	Industrial type coffee and corn mills machinery, electrically operated	620	12.314	6.117	123.421
84378040	Industrial type coffee and corn mills machinery, not electrically operated	-	1.181	-	2.413
84378051	Polishing mach. for rice,sifting&sieving mach bran cleaning&husking mach, electrically operated	-	7.767	-	43.434
84378059	Other machine used in the milling indust or working of cerals, electrically operated	685	9.096	3.500	28.967
84378061	Polishing mach. for rice,sifting&sieving mach bran cleaning&husking mach, not electrically operated	-	1.100	-	2.345
84378069	Other machine used in the milling indust or working of cerals, not electrically operated	440	1.356	900	6.364
84379011	Parts of elect operated mach for cleaning, sorting/grading seed, grain/dried vegetables	-	901	-	18.598
84379019	Parts of elect operated mach for used in the milling industry/for the working of cereals/dried vegetables	137	743	213.000	694.266
84379021	Parts of non elect operated mach for cleaning, sorting/grading seed, grain/dried vegetables	-	65	-	660
84379029	Parts of non elect operated mach for used in the milling industry/for the working of cereals/dried vegetables	15.820	93.377	53.919	279.373
84381010	Bakery mach&mach.for manufacture of macaroni, spaghetti or similar products, electrically operated	17.088	149.238	345.719	2.694.888
84381020	Bakery mach&mach.for manufacture of macaroni, spaghetti or similar products, not electrically operated	-	0	-	88
84382010	Mach.for the manufacture of confectionery, cocoa/chocolate electrically operated	37.100	55.040	207.712	599.607
84383010	Mach.for sugar manufacture, electrically operated	-	1	-	427
84385010	Mach.for the preparation of meat or poultry, electrically operated	80	265.220	50	1.185.031
84385020	Mach.for the preparation of meat or poultry, not electrically operated	-	15	-	23
84386010	Mach.for the preparation of fruits, nuts or vegetables,electrically operated	120	13.495	575	70.402
84386020	Mach.for the preparation of fruits, nuts or vegetables,not electrically operated	-	61	-	679
84388011	Coffee pulpers, electrically operated	-	1.515	-	53.310
84388012	Coffee pulpers, not electrically operated	14	140	627	3.404
84388021	Mach.for the preparation of fish, crustaceans or molluscs,electrically operated	-	3.643	-	61.928
84388022	Mach.for the preparation of fish, crustaceans or molluscs,not electrically operated	-	3	-	35
84388091	Other machine for the industrial preparation/manufacture,electrically operated	523	2.342	35.125	51.688
84388092	Other machine for the industrial preparation/manufacture,not electrically operated	14	90	291	18.354
84389011	Parts of goods of electric machinery for sugar manufacture	-	187	-	5.087
84389019	Parts of goods of oth elect mach for industrial preparation or manufacture of food/drink, oth than sugar & coffee pulper	2.021	30.061	32.687	587.115

Tabel 3 : Ekspor Indonesia menurut Komoditi ( Kode HS 8 digit )

November 2021

Kode H S	Uraian golongan barang	Berat bersih (Kg)		Nilai F.O.B. ( U S \$ )	
		Bulan ini	Kumulatif	Bulan ini	Kumulatif
(1)	(2)	(3)	(4)	(5)	(6)
84389029	Parts of goods of oth non elect mach for industrialprep/manufact of food/drink, oth than sugar &coffee pulper	325	16.330	1.910	329.661
84392000	Machinery for making paper/paperboard	-	2.450	-	600
84393000	Machinery for finishing paper/paperboard	-	5	-	35
84399100	Part of machine for making pulp of fibrous cellulosic material	-	3.439	-	38.978
84399900	Parts of machine for making/finishing paper/paperboard	1.027	46.275	32.329	1.194.559
84401010	Book-binding machinery, incl book-sewing machines,electrically operated	-	39	-	4.617
84401020	Book-binding machinery, incl book-sewing machines,not electrically operated	-	32	-	321
84409010	Parts of book-binding machinery, incl book-sewing machinesof electrically operated machines	-	5	-	440
84411010	Cutting paper pulp, paper/paperboard machines,electrically operated	312	185.095	2.000	382.500
84411020	Cutting paper pulp, paper/paperboard machines,not electrically operated	2	48	20	148
84412010	Machine for making bags, sacks /envelopes,electrically operated	40	240	64	354
84412020	Machine for making bags, sacks /envelopes,not electrically operated	-	6	-	14
84414010	Mach.for moulding articles in paper pulp, paper/paperboardelectrically operated	1	2.927	5	45.515
84418010	Oth machinery for making up paper pulp,paper/paperboardelectrically operated	15	5.105	599	25.368
84418020	Oth machinery for making up paper pulp,paper/paperboardnot electrically operated	-	1.525	-	13.789
84419010	Parts of mach.for making up paper pulp, paper/paperboard,of electrically operated machines	19	8.547	6.847	179.596
84419020	Parts of mach.for making up paper pulp, paper/paperboard,of non electrically operated machines	-	12	-	16
84423010	Mach,aparatus&equip for preparing/making plates, cylinders/other printing components, electrically operated	240	22.072	4.332	114.988
84423020	Mach,aparatus&equip for preparing/making plates, cylinders/other printing components, not electrically operated	7	89	5.344	17.096
84424010	Part of electric machinery, aparatus&equip for preparing/making plates, cylinders/other printing components	15	749	1.425	50.018
84424020	Part of non-electric machinery, aparatus&equip for preparing/making plates, cylinders/other printing component	-	6.360	-	11.300
84425000	Plates, cylinders&oth print components, plates,cyl & lithograph stones, prepared for print purpose	2.677	130.880	24.295	526.345
84431100	Offset printing machinery, reel-fed	33.209	170.266	148.754	1.287.286
84431200	Offset printing machinery, sheet-fed, office type(use sheet<=22x36cm in unfolded state)	-	9	-	23
84431300	Printing machinery; offset, n.e.c. in item no. 8443.1	1.929	284.945	174	1.571.013
84431400	Letterpress printing machinery, reel-fed,excl flexographic printing	0	751	558	6.056
84431500	Letterpress printing machinery, oth than reel-fed,excl flexographic printing	-	284	-	6.519
84431600	Flexographic printing machinery	259	11.244	12.164	58.804
84431700	Gravure printing machinery	-	52.238	-	246.627
84431900	Printing machinery; used for printing by means of plates, cylinders and other printing components of heading 84.42, n.e.c. in item no. 8443.1	3.991	338.139	140.557	2.385.471
84433111	Colour printer copier, printing by the ink-jet process,capable of connect to an auto data proccess mach/to network	4.585	52.618	57.042	724.606
84433119	Non-colour printer copier, printing by the ink-jet process,capable of connect to an auto data proccess mach/to network	1.640	25.110	34.708	196.016

**Tabel 3 : Ekspor Indonesia menurut Komoditi ( Kode HS 8 digit )**

		November 2021			
Kode H S	Uraian golongan barang	Berat bersih (Kg)		Nilai F.O.B. ( U S \$ )	
		Bulan ini	Kumulatif	Bulan ini	Kumulatif
(1)	(2)	(3)	(4)	(5)	(6)
84433121	Colour printer copier, printing by the laser process, capable of connect to an auto data process mach/to network	-	103	-	1.226
84433129	Non-colour printer copier, printing by the laser process, capable of connect to an auto data process mach/to network	200	2.269	4.753	67.214
84433131	Combination printer-copier-facsimile machines, colour, capable of connect to an auto data process mach/to network	-	10.803	-	11.980
84433139	Combination printer-copier-facsimile machines, non-colour, capable of connect to an auto data process mach/to network	-	2	-	41
84433191	Combination printer-copier-scanner-facsimile machines, capable of connect to an auto data process mach/to network	3.580.039	45.924.639	78.392.477	970.978.244
84433199	Oth mach which perform >= 2 function of printing, copying/facs, capable of connect to an auto data process/network	51	2.653	1.615	36.687
84433219	Dot matrix printers, non colour, capable of connect to an auto data processing mach/to a network	905.503	5.478.020	19.513.128	105.033.477
84433221	Printer ink-jet printers, colour, capable of connect to an auto data processing mach/to a network	303.286	3.588.868	5.042.154	53.744.915
84433229	Printer ink-jet printers, non colour, capable of connect to an auto data processing mach/to a network	5.882	39.521	22.332	266.187
84433231	Laser printers, colour, capable of connect to an auto data processing mach/to a network	-	42	-	876
84433239	Laser printers, non colour, capable of connect to an auto data processing mach/to a network	-	1.502	-	23.587
84433249	Facsimile machines, non colour, capable of connect to an auto data processing mach/to a network	-	1	-	5
84433250	Screen printing mach. for the manufacture of PCB/PWB, capable of connect to an auto data process mach/to network	12	12	1.800	1.800
84433290	Oth printers, copying mach & facsimile, not combined; capable to connect to network	174.305	1.342.754	5.933.419	40.859.547
84433910	Electrostatic photocopying apparatus operat by reproduce the original image directly onto the copy (direct process)	-	115	-	1.991
84433920	Electrostatic photocopying apparatus operat by reproduce the original image via intermediate onto the copy (indirect)	250	1.305	1.100	4.500
84433930	Other photocopying apparatus incorporating an optical system	-	1.857	-	22.006
84433940	Ink-jet printer, not capable of connect to a network	80	5.345	1.754	95.900
84433990	Oth printers, copying mach & facsimile, not capable to connect to a network	12.557	43.289	244.277	579.000
84439100	Parts & acc of printing mach used for printing by means of plates, cyclinder & oth printing components of head 84.42	287.803	2.568.266	15.851.277	128.887.933
84439910	Parts & acc of screen printing mach for the manufactur of PCB/PWB	28	7.485	2.471	75.954
84439920	Ink-filled printer cartridges	476.888	5.991.748	10.435.643	133.769.027
84439930	Paper feeders, paper sorters	-	2	-	96
84439990	Parts and accessories of other printing machinery	146.809	1.156.456	2.195.097	25.695.890
84440010	Mach. For extruding, drawing, texturing/cutting man-made textile materials, electrically operated	-	88	-	170
84451110	Carding machines, electrically operated	7.245	348.646	6.000	177.620
84451210	Combing machines, electrically operated	1	15.105	509	44.124
84451310	Drawing/roving machines, electrically operated	-	7.585	-	128.000
84451940	Oth machines for preparing textile fibres, electrically operated	-	34.335	-	32.750
84452020	Textile spinning machines, not electrically operated	750	809	526	1.073
84453010	Textile doubling or twisting machines, electrically operated	-	59.806	-	56.217
84454010	Textile winding (incl weft-winding) or reeling machines, electrically operated	99.045	247.219	357.023	1.137.286



Tabel 3 : Ekspor Indonesia menurut Komoditi ( Kode HS 8 digit )

November 2021

Kode H S	Uraian golongan barang	Berat bersih (Kg)		Nilai F.O.B. ( U S \$ )	
		Bulan ini	Kumulatif	Bulan ini	Kumulatif
(1)	(2)	(3)	(4)	(5)	(6)
84454020	Textile winding (incl weft-winding) or reeling machines, not electrically operated	18.658	49.903	269.505	713.342
84459010	Mach.for preparing textile for use on electric operatedmach for weaving and knitting/stitch-bonding	14.552	113.602	2.263	195.968
84461010	Weaving machines (looms) for weaving fabrics of a width <=30 cm, electrically operated	-	13	-	714
84461020	Weaving machines (looms) for weaving fabrics of a width <=30 cm, not electrically operated	1	47	165	1.495
84462900	Weaving machines (looms) for weaving fabrics of a width>30 cm, oth than power looms shuttle type	-	101.637	-	172.608
84463000	Weaving machines (looms) for weaving fabrics of a width>30 cm, shuttleless type	-	413.263	-	527.307
84471110	Circular knitting mach with cylinder diameter <=165 mm,electrically operated	-	768	-	1.381
84471210	Circular knitting mach with cylinder diameter >165 mm,electrically operated	-	71.247	-	83.042
84472010	Flat knitting machines, stitch-bonding machines, electrically operated	3.000	68.479	2.102	261.553
84472020	Flat knitting machines, stitch-bonding machines, not electrically operated	1.500	3.750	1.052	2.634
84479010	Mach for making gimped yarns, tulle, lace, embroidery &mach for tufting, electrically operated	1.787	28.788	2.842	43.949
84479020	Mach for making gimped yarns, tulle, lace, embroidery &mach for tufting, not electrically operated	7.345	13.576	4.800	10.603
84481110	Dobbies and Jacquard, card reducing, copying, punching/assembling mach for use therewith, electrically operated	200	10.900	1.157	11.157
84481120	Dobbies and Jacquard, card reducing, copying, punching/assembling mach for use therewith, not electrically operated	-	0	-	0
84481910	Oth auxiliary mach for electric operated mach for knitting,weaving, preparing textile fibres, and extruding/drawing	-	6	-	400
84482000	Parts & acc or auxiliary machines of machine for extruding,drawing, texturing/cutting man-made textile materials	3.634	42.025	447.689	4.671.116
84483100	Card clothing	1	116	490	515
84483200	Part & acc of machines for preparing textile fibres, oth than card clothing	-	69	-	3.870
84483300	Spindel, spindel flyers, spinning rings and ring travellers	28.741	29.508	77.818	173.072
84483900	Machines; parts and accessories of machines or auxiliary machinery of heading no. 8445, n.e.c. in item no. 8448.3	1.116	2.727	7.567	81.061
84484200	Reeds for looms, healds and heald-frames	1.751	11.606	133.300	779.581
84484912	Shuttles for non electrically operated machines	-	10	-	2
84484991	Oth parts&acc of weaving machines/of their auxiliary mach, other than shuttles, of electrically operated machines	3.613	44.557	207.506	2.754.969
84484992	Oth parts&acc of weaving machines/of their auxiliary mach, other than shuttles, of non electrically operated machines	122	1.581	3.110	31.585
84485100	Sinker, needles and other articles used on formingstitches	-	2.743	-	202.822
84485900	Machines; parts and accessories of machines or auxiliary machinery of heading no. 8447, other than sinkers, needles and other articles used in forming stitches	2.953	26.099	9.960	197.629
84490010	Mach for the manufct of finishing of felt/nonwovens in thepiece/in shapes, incl for making hats, elect operated	-	16.818	-	41.180
84501110	Household/laundry-type washing mach,full-auto mach, each of a dry linen capacity<=6 kg	179	3.249	1.224	5.382
84501190	Household/laundry-type washing mach,full-auto mach, each of a dry linen capacity>6 kg but<=10kg	87.445	1.315.995	394.624	5.574.536
84501210	Household/laundry-type washing mach, with built-in centrifugal drier, each of a dry linen capacity<=6 kg	600	30.370	789	59.178
84501290	Household/laundry-type washing mach, with built-in centrifugal drier, each of a dry linen 6kg>capacity<=10kg	19.641	212.676	82.437	809.308

Tabel 3 : Ekspor Indonesia menurut Komoditi ( Kode HS 8 digit )

November 2021

Kode H S	Uraian golongan barang	Berat bersih (Kg)		Nilai F.O.B. ( U S \$ )	
		Bulan ini	Kumulatif	Bulan ini	Kumulatif
(1)	(2)	(3)	(4)	(5)	(6)
84501919	Other household/laundry-type washing mach, electricallyoperated, each of a dry linen capacity>6 kg but not<=10kg	-	1.609	-	4.737
84501999	Other household/laundry-type washing mach, not electricallyoperated, each of a dry linen capacity>6 kg but not<=10kg	2	125	3	385
84502000	Household/laundry-type waching mach, each of a dry linen capacity>10kg	71.440	814.062	351.415	3.769.670
84509010	Parts of washing machine with each of a dry linen cap>10kg	1.123	13.953	39.023	447.930
84509020	Parts of washing machine with each of a dry linen cap<=10kg	1.358	15.390	9.085	109.961
84511000	Dry cleaning machines	-	5.764	-	23.467
84512100	Drying machines, each of a dry linen capacity<=10 kg	-	1.533	-	6.886
84512900	Drying machines, each of a dry linen capacity>10 kg	500	23.201	5.390	84.724
84513010	Single roller type domestic ironing machines	-	108	-	900
84514000	Washing, bleaching or dyeing machines	14.250	106.326	9.000	68.212
84515000	Machines for reeling, unreeling, folding, cutting/pinking textile fabrics	-	5.610	-	251.409
84518000	Machinery; wringing, dressing, finishing, coating/impregnating textile yarns, fabrics/made up textile articles; applying paste to base fabric used in manufacture/floor coverings	84	320.257	76	301.447
84519010	Parts of machines of a dry linen capacity<=10 kg	-	9	-	1
84519090	Parts of machines of a dry linen capacity>10 kg	132	39.267	5.031	221.506
84521000	Sewing machines of the household type	190	11.950	948	38.215
84522100	Sewing machines; (not household type), automatic units	10	19.469	483	160.379
84522900	Sewing machines; not household or automatic unit type	560	54.403	1.044	298.130
84523000	Sewing machine needles	-	145	-	18.454
84529011	Arm&beds, stans with or w/o centre frames, flywheel, belt guards, treadles/pedals of household type of sewing machines	1	115.341	1	132.051
84529012	Furniture, bases and covers and parts there of householdtype of sewing machines	-	8.269	-	14.973
84529019	Oth parts of sewing machines of machinery of householdtype of sewing machines	15	52	752	1.239
84529091	Arm&beds, stans with or w/o centre frames, flywheel, belt guards, treadles/pedals of non household type sewing machine	-	13	-	12
84529092	Furniture, bases and covers and parts there of machineryof non household type of sewing machine	-	1	-	195
84529099	Oth parts of sewing machines of machinery of non householdtype of sewing machines	-	14.119	-	195.021
84531010	Machinery for preparing, tanning/working hides, skins/leather, electrically operated	-	1	-	24
84531020	Machinery for preparing, tanning/working hides, skins/leather, not electrically operated	-	1	-	133
84532010	Machinery for making/repairing footwear, electricallyoperated	1	98.190	1.500	742.468
84532020	Machinery for making/repairing footwear, not electricallyoperated	-	1	-	3.012
84538010	Oth mach for make/repaire footwear,oth than sewing machine,electrically operated	1.534	18.627	12.747	155.664
84538020	Oth mach for make/repaire footwear,oth than sewing machine,not electrically operated	100	590	794	4.641
84539000	Parts of machinery for preparing,tanning/working hides,skins, leather	-	28.160	-	122.023
84541000	Converters	1.373	1.944	214.782	272.436
84542000	Ingot moulds and ladles	3.097	26.102	23.454	914.542
84543000	Casting machines	27	31.328	1.553	139.988
84549000	Partrs of converts, ladles, ingot moulds & casting machines	380	587.065	40.020	3.121.732
84551000	Tube mills	-	160	-	250
84553000	Rolls of rolling mills	-	1	-	1
84559000	Metal-rolling mills; parts thereof	-	10.039	-	154.127

Tabel 3 : Ekspor Indonesia menurut Komoditi ( Kode HS 8 digit )

November 2021

Kode H S	Uraian golongan barang	Berat bersih (Kg)		Nilai F.O.B. ( U S \$ )	
		Bulan ini	Kumulatif	Bulan ini	Kumulatif
(1)	(2)	(3)	(4)	(5)	(6)
84561100	Mach tool for work any material by removal material,operated by laser	659	30.937	102.333	1.421.716
84561200	Mach tool for work any material by removal material,operated by oth light/photon beam processes	-	70	-	11.016
84562000	Mach tool for work any material by removal material,operated by ultrasonic processes	-	5	-	804
84563000	Mach tool for work any material by removal material,operated by electro-discharge processes	-	16.825	-	61.620
84564010	Mach tool for work any material by removal material,by plasma arc processes, for manufact of PCB/PWB	-	9.103	-	78.412
84564090	Mach tool for work any material by removal material,by plasma arc processes, for oth than manufact of PCB/PWB	172	9.040	8.330	48.762
84565000	Water-jet cutting machines	10.427	10.431	112.294	112.432
84569090	Wet processing equip for application by immersion ofelectrical solutions, for oth purposes	-	841	-	82.236
84571010	Machining centres of spindle power <= 4kW	7	1.480	1.806	154.217
84571090	Machining centres of spindle power > 4 kW	92.150	235.500	327.959	1.016.532
84573000	Multi-station transfer machines	-	1.339	-	5.198
84581190	Horizontal lathes, numerical controlled,spindle power >4 kW	-	28.600	-	291.457
84589100	Lathes; for removing metal, numerically controlled, other than horizontal lathes	-	35.047	-	433.343
84589990	Oth than horizontal lathes, not numerical controlled, with the distance between the main spindle centre&the bed>300mm	-	84.399	-	711.832
84591010	Way-type unit head machines, electrically operated	15	16.770	150	32.265
84592100	Machine-tools; for drilling by removing metal, numerically controlled	-	1.360	-	12.200
84592910	Other drilling machines, not numerically controlled,electrically operated	88	542	60.733	249.485
84592920	Other drilling machines, not numerically controlled,not electrically operated	92	1.402	676	31.890
84593100	Machine-tools; for boring-milling by removing metal, numerically controlled	-	640	-	800
84593910	Other boring-milling machines, not numerically controlled,electrically operated	11.003	14.785	72.112	73.712
84593920	Other boring-milling machines, not numerically controlled,not electrically operated	-	2	-	334
84594100	Machine-tools; for boring by removing metal, numerically controlled boring machines, n.e.c. in heading 8459	-	1.850	-	60.046
84594910	Other boring machines, not numerically controlled,electrically operated	-	365	-	22.200
84596100	Machine-tools; for milling by removing metal, (not knee-type), numerically controlled	-	2	-	111
84596910	Other milling machines, not numerically controlled,electrically operated	3.808	26.158	21.500	69.800
84597010	Other threading or tapping machines, electrically operated	-	17.378	-	63.861
84597020	Other threading or tapping machines, not electricallyoperated	54	88	8.565	31.664
84601200	Flat-surface grinding machines, numerically controlled	1	824	5	4.125
84601900	Flat-surface grinding machines, not numerically controlled	55	6.931	145	53.279
84602200	Centreless grinding machines, numerically controlled	1	25	2	82
84602300	Machine-tools; cylindrical grinding machines (excluding flat-surface and centreless), numerically controlled	-	20	-	50
84602910	Other grinding machines, not numerically controlled,electrically operated	11	23.293	41	834.956
84602920	Other grinding machines, not numerically controlled,not electrically operated	25	281	20	5.706
84603110	Mach tools, numerically controlled, for sharpening drillingbits,shank diameter<=3,175mm, fixed collets, power<=0.74kW	-	127	-	1.587

Tabel 3 : Ekspor Indonesia menurut Komoditi ( Kode HS 8 digit )

November 2021

Kode H S	Uraian golongan barang	Berat bersih (Kg)		Nilai F.O.B. ( U S \$ )	
		Bulan ini	Kumulatif	Bulan ini	Kumulatif
(1)	(2)	(3)	(4)	(5)	(6)
84603190	Mach tools, numeric controlled, for sharpen drill bits oththan shank diameter<=3,175mm, fixed collets, power<=0.74kW	21	2.891	175	210.424
84603910	Oth sharpening (tool/cutter grinding) mach, not numericallycontrolled, electrically operated	25	255	985	5.254
84603920	Oth sharpening (tool/cutter grinding) mach, not numericallycontrolled, not electrically operated	-	758	-	33.587
84604010	Honing or lapping machines, electrically operated	108	36.010	1.559	3.576.992
84604020	Honing or lapping machines, not electrically operated	18	871	230	14.482
84609010	Oth mach-tools for deburring, sharpening, grinding, honing, lapping, or similar, electrically operated	202	49.058	9.525	659.795
84609020	Oth mach-tools for deburring, sharpening, grinding, honing, lapping, or similar, not electrically operated	-	83	-	841
84612010	Shaping or slotting machines, electrically operated	-	25.002	-	957.432
84613010	Broaching machines, electrically operated	-	84	-	4.834
84614010	Gear cutting, gear grinding/gear finishing machines, electrically operated	-	4.488	-	62.617
84615010	Sawing or cutting-off machines, electrically operated	1	116.231	40	1.498.980
84615020	Sawing or cutting-off machines, not electrically operated	56	2.039	167	42.893
84619011	Oth mach-tool for planing,shaping,gear cutting,not elsewhrespecified, planing machines, electrically operated	-	30	-	53
84619019	Oth mach-tool for planing,shaping,gear cutting,not elsewhrespecified, oth than planing machines, electric operated	21	5.037	210	242.139
84619099	Oth mach-tool for planing,shaping,gear cutting,not elsewhrespecified, oth than planing machines, not electric operated	1.119	8.867	70.863	673.571
84621010	Forging or die-stamping (incl presses) & hammers,electrically operated	224.700	423.415	141.358	1.049.378
84621020	Forging or die-stamping (incl presses) & hammers,not electrically operated	-	10.159	-	38.627
84622100	Bending, folding, straightening/flattering mach (inclpresses), numerically controlled	1.782	140.033	9.688	739.912
84622910	Bending, folding, straightening/flattering mach (inclpresses), not numerically controlled, electrically operated	9.500	35.673	175.036	1.759.428
84622920	Bending, folding, straightening/flattering mach (inclpresses), not numerically controlled, not electric operated	-	37	-	23
84623910	Shearing mach (incl presses),oth than combined punching&shearing mach, not numerically controlled, electr operated	4	91	357	5.262
84623920	Shearing mach (incl presses),oth than combined punching&shearing mach, not numerically controlled, not elect operate	-	2	-	1
84624100	Punching/notching machines (incl presses),incl combinedpunching&shearing mach, numerically controlled	-	39	-	12.995
84624910	Punching/notching machines (incl presses),incl combinedpunching&shearing, not numerically controlled, elect operate	-	52.013	-	956.069
84624920	Punching/notching machines (incl presses),incl combinedpunching&shearing, not numerical controll, not elect operate	-	1.017	-	149.372
84629100	Hydraulic presses	3.297	70.089	665	155.240
84629910	Mach for the manufct of boxes,cans&similar containers oftin plate, electrically operated	-	12.000	-	80.000
84629950	Oth mach-tools for (incl presses) working metal by forging,hammering/die-stamping, electrically operated	-	5.593	-	355.285
84629960	Oth mach-tools for (incl presses) working metal by forging,hammering/die-stamping, not electrically operated	546	26.517	737	5.931
84631010	Draw-benches for bars, tubes, profiles, wire/the like,electrically operated	-	1	-	4
84632010	Thread rolling machines, electrically operated	27.930	133.280	265.983	486.355
84633010	Machines for working wire, electrically operated	-	146	-	14.799

Tabel 3 : Ekspor Indonesia menurut Komoditi ( Kode HS 8 digit )

		November 2021			
Kode H S	Uraian golongan barang	Berat bersih (Kg)		Nilai F.O.B. ( U S \$ )	
		Bulan ini	Kumulatif	Bulan ini	Kumulatif
(1)	(2)	(3)	(4)	(5)	(6)
84639010	Other mach-tools for working metals/cermets, w/o removing material, electrically operated	-	36.360	-	176.395
84639020	Other mach-tools for working metals/cermets, w/o removing material, not electrically operated	-	1.448	-	42.992
84641010	Sawing machines for working stone, ceramics/like mineral materials/for cold-working glass, electrically operated	-	13.037	-	77.580
84641020	Sawing machines for working stone, ceramics/like mineral materials/for cold-working glass, not electrically operated	-	10	-	35
84642010	Grinding/polishing mach for working stone, ceramics/like mineral material/for cold-work glass, electric operated	2.660	2.691	64.600	66.872
84642020	Grinding/polishing mach for working stone, ceramics/like mineral material/for cold-work glass, not electric operated	-	17	-	208
84649010	Oth machines for working stone, ceramics/like mineral materials/for cold-working glass, electrically operated	235	39.027	4.400	13.988
84649020	Oth machines for working stone, ceramics/like mineral materials/for cold-working glass, not electrically operated	6	516	126	1.891
84651000	Mach which can carry out diff types of machining operations w/o tool change between such operations	-	29.551	-	221.161
84652000	Machining centres	-	14.000	-	93.000
84659110	Sawing machines for scoring PCB/ PWB or PCB/PWB substrates electrically operated	15.940	95.077	87.217	466.621
84659120	Oth sawing machines for scoring PCB/ PWB or PCB/PWB substrates, electrically operated	47	7.652	552	81.576
84659210	Planing, milling/moulding mach for routing PCB/PWB or PCB/PWB substrates, accepting router bits with shank D<=3.175mm	-	5.848	-	666.688
84659220	Oth planing, milling/moulding (by cutting) machines, electrically operated	-	7.992	-	22.861
84659310	Grinding, sanding or polishing machines, for working wood/cork, bone/similar hard materials, electrically operated	-	761	-	16.305
84659320	Grinding, sanding or polishing machines, for working wood/cork, bone/similar hard materials, not electrically operated	-	3	-	40
84659410	Bending/assembling mach, for working wood, cork, bone/similar hard materials, electrically operated	-	23.800	-	21.897
84659510	Drilling mach for manufact of PCB/PWB, with a spindle speed>50,000rpm and accept drill bits of shank D<=3.175mm	-	3.018	-	2.605
84659530	Other drilling/morticing machines, for working wood, cork, bone/similar hard materials, electrically operated	-	2.537	-	45.249
84659610	Splitting, slicing/paring machines, for working wood, cork, bone/similar hard materials, electrically operated	-	1.489	-	21.079
84659620	Splitting, slicing/paring machines, for working wood, cork, bone/similar hard materials, not electrically operated	-	91	-	2.438
84659960	Oth mach tools for working wood, cork, bone/similar hard materials, electrically operated	13	2.024	1.000	42.450
84659990	Oth mach tools for working wood, cork, bone/similar hard materials, not electrically operated	0	7.697	100	76.681
84661010	Tool holder&self-opening diehead for mach of 84569010, 84569020/84603110/84659110/84659210/84659510/84659950	-	59.187	-	509.595
84661090	Tool holder&self-opening diehead for mach oth of 8456901084569020/84603110/84659110/84659210/84659510/84659950	1.588	20.331	58.283	727.732

Tabel 3 : Ekspor Indonesia menurut Komoditi ( Kode HS 8 digit )

		November 2021			
Kode H S	Uraian golongan barang	Berat bersih (Kg)		Nilai F.O.B. ( U S \$ )	
		Bulan ini	Kumulatif	Bulan ini	Kumulatif
(1)	(2)	(3)	(4)	(5)	(6)
84662010	Work holders for mach of 85469010, 84569020, 84603110,84659110, 84659210, 84659510, 84659950	1	25	5	289
84662090	Work holders for mach oth than of 85469010, 84569020,84603110, 84659110, 84659210, 84659510, 84659950	16.542	325.105	53.517	951.443
84663090	Dividing heads&oth special for mach oth than of subheading84569020, 84603110, 84659110, 84659210, 84659510/84659950	737	36.464	113.650	878.923
84669100	Parts & accessories suited for use solely/principally; for the machines of heading no. 8464, n.e.c. in heading no. 8466	30	8.675	75	22.661
84669210	Oth parts & accessories for machines of subheading 84659110, 84659210, 84659510 or 84659950	-	4.182	-	133.901
84669290	Oth parts & acc for mach of head 8465 oth than subheading 84659110, 84659210, 84659510 or 84659950	0	6.586	450	21.835
84669320	Oth parts & accessories for machines of subhead 84564010,84569020 or 84603110	-	4	-	77
84669390	Oth parts & accessories for machines of head 8456 to 8461oth than subhead 84564010,84569020 or 84603110	3.389	43.763	200.387	1.759.291
84669400	Machine-tools; parts and accessories, for the machines of heading no. 8462 or 8463, n.e.c. in heading no. 8466	1.277	73.764	36.391	1.544.333
84671100	Tools for working in the hand pneumatic rotary tipe (including combined rotary-percussion)	881	3.628	9.763	75.527
84671900	Tools for working in the hand pneumatic other rotary tipe (including combined rotary-percussion)	11.848	235.141	63.109	1.753.063
84672100	Drills of all kinds with self-contained electric motor	1	30.888	5	306.021
84672200	Saws with self-contained electric motor	53	567	837	35.211
84672900	Tools; for working in the hand, with self-contained electric motor; other than saws and drills	28.191	315.521	612.340	7.596.676
84678100	Chains saws with self-contained electric motor	190	8.009	16.105	110.636
84678900	Tools; for working in the hand, (other than chain saws), hydraulic or with self-contained non-electric motor, (not pneumatic)	106	65.641	68	875.963
84679110	Part of chains saws of electro-mechanical type	-	1	-	23
84679190	Other part of chains saws of electro-mechanical type	144	66.085	155	1.004.942
84679200	Parts of tools working in the hand of pneumatic	13	5.414	167	63.188
84679910	Other parts of tools of goods of drills, saws & all kinds non-electric motor	3.491	36.012	19.496	239.242
84679990	Other parts of tools of goods of other than drills, saws and all kinds, non-electric motor	1.535	13.364	17.189	400.333
84682010	Hand-operated (not hand-held) gas welding or brazing appliances for metal	-	11.029	-	101.948
84682090	Other hand-operated (not hand-held) gas welding or brazing appliances for other than metal	-	716	-	17.396
84688000	Machinery and apparatus; for soldering, brazing or welding, whether or not capable of cutting, n.e.c. in heading no. 8468	-	30.035	-	304.884
84689020	Parts of goods of gas welding or brazing appliaances formetal	-	61	-	940
84689090	Parts of goods of gas welding or brazing appliaances forother than metal	1.477	28.345	207.879	2.313.225
84701000	Electronic calc,pocket-size data recording, reproducing and displaying machines with calculating functions	8	44.729	157	45.477
84702100	Calculating machines; electronic, incorporating a printing device, needing an external source of power	-	44	-	10.950
84702900	Calculating machines; electronic, (not incorporating a printing device), needing an external power source	425	1.286	181	5.987
84703000	Calculating machines; non-electronic	1.315	2.897	88.562	201.447
84705000	Cash register	9.248	113.817	507.789	3.188.568
84709090	Ticket-issuing machines and similar machines	10.060	207.547	515.139	10.715.782
84713020	Laptops including notebooks and subnotebooks	115.666	176.876	12.901.759	16.638.210
84713090	Oth portable automatic data processing machines, weighting<= 10 kg	512	171.470	34.537	1.430.029
84714110	Personal computers exclud portable computer,CPU& I/O unitwhether or not combined	84	1.714	59	109.459

Tabel 3 : Ekspor Indonesia menurut Komoditi ( Kode HS 8 digit )

November 2021

Kode H S	Uraian golongan barang	Berat bersih (Kg)		Nilai F.O.B. ( U S \$ )	
		Bulan ini	Kumulatif	Bulan ini	Kumulatif
(1)	(2)	(3)	(4)	(5)	(6)
84714190	Other PC excluding portable computer,CPU& I/O unit whether or not combined	225.622	2.621.885	10.627.265	128.791.353
84714910	Personal computers in the form of systems excluding portable computers (laptop/notebook)	111	8.285	6.029	659.783
84714990	Other personal computers in the form of systems excluding portable computers (laptop/notebook)	2.255	10.311	195.626	1.189.171
84715010	Processing units for personal (incl. portable) computers not comprising & not presented in the form systems systems	8.936	121.460	310.034	3.580.878
84715090	Oth processing unit for personal comp.(excl.portable comp) not comprising & not presented in the form systems systems	4.369	45.961	76.949	2.195.402
84716030	Computer keyboards	1.676	7.240	128.771	397.231
84716040	Mouses, light pens, joysticks, track balls, and touch sensitive screens	36.592	288.347	1.953.572	15.445.002
84716090	Other input or output units, whether or not containing storage units in the same housing	28.139	442.745	1.133.185	18.439.558
84717010	Floppy disk drive	38	228	2.152	7.886
84717020	Hard disk drive	1.977	29.025	114.721	7.351.283
84717030	Tape drive	27	610	4.307	82.086
84717040	Optical disk drives, including CD-ROM drives, DVD drives and CD-R drives	2.298	3.257	319.833	410.786
84717050	Proprietary format storage device incl media therefor with or without removable media, optical or other technology	22	3.144	19.192	94.317
84717091	Proprietary format storage automated backup systems	4	61	225	9.632
84717099	Oth proprietary format storage devices incl media therefor with or without removable media, optical or other technology	678	5.616	150.124	1.092.162
84718010	Control and adaptor units	512	3.159	115.161	446.763
84718070	Sound cards or video cards	213	1.388	64.547	273.333
84718090	Other control units	11.971	44.491	143.662	2.372.068
84719010	Bar code readers	63.665	768.357	1.909.812	21.458.877
84719030	Electronic fingerprint identification systems	134	412	11.073	57.369
84719040	Other optical character readers	10	651	3.217	371.169
84719090	Other units of automatic data processing machines :	23.517	266.799	5.500.688	65.826.559
84721010	Duplicating machines with electrically operated	-	5	-	7
84721020	Duplicating machines with not electrically operated	-	2	-	5
84723010	Machines for sorting, folding, inserting, opening, closing/sealing mail, etc postage stamps with electrically operated	-	168	-	134
84723020	Machines for sorting, folding, inserting, opening, closing/sealing mail, etc postage stamps with non elect operated	100	100	40	40
84729010	Automatic teller machines	1	2.306	1	39.613
84729049	Oth typewriters auto oth than printers of heading 8443	6.279	65.468	169.788	1.314.947
84729050	Word-processing machines	10.520	28.140	229.251	567.171
84729060	Other word-processing machines with electrically operated	166	979	54.310	144.602
84729090	Other word-processing mach with not electrically operated	0	1.441	12	111.525
84732100	Parts of the electronic calculating machines of subheading 84701000, 84702100 or 84702900	3.208	5.527	41.630	64.135
84732900	Parts of the electronic calculating machines oth than subheading 84701000, 84702100 or 84702900	10.779	43.380	373.906	4.159.541
84733010	Parts and accessories assembled printed circuit boards of the machines of heading 8471	75.616	724.529	7.561.433	82.122.357
84733090	Parts and accessories assembled other than printed circuit boards of the machines of heading 8471	907.348	10.813.639	13.893.976	144.220.830
84734010	Parts and accessories of the machines of heading 8472 for electrically operated machines	14.687	58.808	737.431	6.534.081
84734020	Parts and accessories of the machines of heading 8472 for non electrically operated machines	622	8.194	267.064	1.994.327
84735010	Parts and accessories suitable for use with the machines of heading 8471	-	125	-	715
84735090	Parts and accessories suitable for use with the machines of heading 8470 and 8472	5.485	480.303	290.517	7.931.791

Tabel 3 : Ekspor Indonesia menurut Komoditi ( Kode HS 8 digit )

November 2021

Kode H S	Uraian golongan barang	Berat bersih (Kg)		Nilai F.O.B. ( U S \$ )	
		Bulan ini	Kumulatif	Bulan ini	Kumulatif
(1)	(2)	(3)	(4)	(5)	(6)
84741010	Sorting, screening, separating or washing machines electrically operated	331	195.190	1.265	378.097
84741020	Sorting, screening, separating or washing machines non electrically operated	-	147.880	-	615.501
84742011	Crushing or grinding machines stone electrically operatedfor stone	-	13	-	65
84742019	Crushing or grinding machines stone electrically operatedfor other than stone	500	105.553	4.500	1.065.735
84742029	Crushing or grinding machines stone not electrically operated for other than stone	-	9	-	54
84743110	Concrete or mortar mixers electrically operated	5.650	30.311	11.387	79.917
84743120	Concrete or mortar mixers not electrically operated	8.244	24.150	4.642	16.660
84743211	Machines for mixing mineral substances with bitumen electrically operated of an output capacity<= 80 t/h	-	10	-	182
84743219	Machines for mixing mineral substances with bitumen electrically operated of an output capacity > 80 t/h	-	216	-	428
84743229	Machines for mixing mineral substances with bitumen not electrically operated of an output capacity > 80 t/h	-	700	-	1.025
84743910	Other machines for mixing mineral substances with bitumen electrically operated	1.050	53.698	1.173	79.779
84743920	Other machines for mixing mineral substances with bitumen not electrically operated	-	5.000	-	9.475
84748010	Machinery for agglomerating, shaping or moulding, for forming foundry moulds of sand electrically operated	5.331	29.750	129.061	510.991
84748020	Machinery for agglomerating, shaping or moulding, for forming foundry moulds of sand not electrically operated	-	5.070	-	11.111
84749010	Other machinery for agglomerating, shaping/moulding, for forming foundry moulds of sand electrically operated	3.724.946	37.207.530	10.184.191	97.292.783
84749020	Other machinery for agglomerating, shaping/moulding, for forming foundry moulds of sand not electrically operated	4.022	83.906	15.431	466.941
84751010	Machines for assembling electric/electronic lamps, tubes/valves/flashbulbs, in glass envelopes, electrically operated	-	4.305	-	6.293
84752900	Machines; for manufacturing or hot working glass or glassware, not for making optical fibres and preforms thereof	-	12	-	209
84759010	Parts machines for making optical fibres of electrically operated	-	52	-	17.807
84762100	Automatic beverage-vending machines incorporating heating or refrigerating devices	-	17.054	-	137.236
84762900	Machines; automatic beverage-vending machines, not incorporating heating or refrigerating devices	-	2.170	-	16.598
84768100	Automatic goods-vending machines incorporatingheating or refrigerating devices	-	10	-	10
84768900	Machines; automatic goods-vending machines, not incorporating heating or refrigerating devices	-	9	-	48
84769000	Parts automatic goods-vending machines incorporatingheating or refrigerating devices	128.857	1.201.052	1.115.750	9.874.781
84771010	Injection machines for moulding rubber	20.927	175.685	83.728	382.290
84771031	Injection machines for palstics, poly (vinyl chloride)	0	93.064	1	593.384
84771039	Other injection machines for palstics	1.150	824.556	616	5.292.812
84772010	Extruders machine for rubber	58	158	19.685	33.824
84772020	Extruders machine for plastics	-	42.332	-	308.434
84773000	Blow moulding machines	150	9.305	630	179.054
84774010	Vacuum machines for moulding or forming rubber	-	186	-	5.400
84774020	Vacuum machines for moulding or forming plastics	-	64.081	-	257.984
84775100	Machines for moulding or retreading pneumatic tyres or formoulding or otherwise forming inner tubes	-	100	-	42
84775910	Other machines for moulding or forming rubber	499	42.717	789	184.198
84775920	Other machines for moulding or forming plastics	30	70	75	115
84778010	Other machine for working rubber/products from rubber, electrically operated	617	105.235	5.000	369.716



Tabel 3 : Ekspor Indonesia menurut Komoditi ( Kode HS 8 digit )

		November 2021			
Kode H S	Uraian golongan barang	Berat bersih (Kg)		Nilai F.O.B. ( U S \$ )	
		Bulan ini	Kumulatif	Bulan ini	Kumulatif
(1)	(2)	(3)	(4)	(5)	(6)
84778020	Other machine for working rubber/products from rubber, not electrically operated	-	19.770	-	3.600
84778031	Lamination presses for the manufacture of PCB/PWBelectrically operated	851	6.275	112	1.125
84778039	Oth lamination presses for plastics/products from plasticselectrically operated	1.140	21.964	15.000	391.099
84778040	Other machine for working plastics/products from plastics, not electrically operated	57.509	57.514	2.119.484	2.119.752
84779010	Parts of machine for working rubber/products from rubber, electrically operated	9.607	54.166	10.453	303.098
84779020	Parts of machine for working rubber/products from rubber, not electrically operated	5	1.134	405	88.786
84779032	Parts of lamination presses for the manufacture of PCB/PWBelectrically operated	415	10.676	26.995	280.365
84779039	Parts of electric machine for working plastic&productsoth than lamination presses for manufacture of PCB/PWB	82	26.026	10.959	819.016
84779040	Parts of non-electric machine for working plastics/products from plastics materials	-	57.482	-	325.278
84781010	Machines for preparing or making up tobacco,electrically operated	38.966	355.947	1.336.842	16.397.198
84781020	Machines for preparing or making up tobacco, not electrically operated	43.449	373.329	529.463	4.866.279
84789010	Parts of machines for preparing or making up tobacco,electrically operated	44	47.669	10.528	3.811.450
84791010	Machines for public works/building/the like, electrically operated	56.374	132.018	770.609	3.296.499
84791020	Machines for public works/building/the like, not electrically operated	830	12.093	4.986	61.345
84792010	Machines for the extraction/preparation of animal/fixed vegetable fats or oils, electrically operated	10.268	18.524	43.004	112.680
84792020	Machines for the extraction/preparation of animal/fixed vegetable fats or oils, not electrically operated	350	1.065	1.521	9.194
84793010	Machines presses for particle board/building and treating wood/cork, electrically operated	2	5.035	141	10.133
84793020	Machines presses for particle board/building and treating wood/cork, not electrically operated	5	5	1.618	1.618
84794010	Rope or cable-making machines, electrically operated	16.829	48.029	648.000	933.000
84795000	Industrial robots machines,not elsewhere specified/included	342	45.773	1.700	974.672
84796000	Machines evaporative air coolers	1.923	5.980	84	23.319
84797100	Passenger boarding bridges of kind a used in airports	-	352.513	-	1.578.650
84797900	Machinery and mechanical appliances; passenger boarding bridges, other than of a kind used in airports	99	349	74	14.268
84798110	Machines for treating metal, including electric wire coilwinders, electrically operated	22.507	336.354	395.012	3.123.780
84798120	Machines for treating metal, including electric wire coilwinders, not electrically operated	-	26.394	-	672.137
84798210	Mixing, kneading, crushing, grinding, screening, sifting, homogenising, emulsifying/stirring machines, electically operated	19.253	55.792	203.496	606.112
84798220	Mixing, kneading, crushing, grinding, screening, sifting, homogenising, emulsifying/stirring machines, not elect. operated	-	2.900	-	67.502
84798920	Machinery or apparatus for assembling CPU daughter boards and the regeration of chemical solution used, elect.operated	6.612	41.567	117.560	620.522
84798931	Automatic service-vending machines, electrically operated	-	727	-	44.957
84798939	Other automatic service-vending machines, electrically operated	76.193	945.916	861.398	11.365.373
84798940	Other automatic service-vending machines, not electrically operated	251.533	2.823.438	2.192.114	31.232.512
84799020	Parts of goods of subheading 8479.89.20	56	2.752	141.566	554.547

Tabel 3 : Ekspor Indonesia menurut Komoditi ( Kode HS 8 digit )

November 2021

Kode H S	Uraian golongan barang	Berat bersih (Kg)		Nilai F.O.B. ( U S \$ )	
		Bulan ini	Kumulatif	Bulan ini	Kumulatif
(1)	(2)	(3)	(4)	(5)	(6)
84799030	Parts of machines of machine subheading 8479.89.20, electrically operated	14.998	64.486	460.936	5.528.754
84799040	Parts of machines of machine subheading 8479.89.20, not electrically operated	110.368	914.014	1.365.340	10.480.939
84801000	Moulding boxes for metal foundry	3.562	124.643	35.708	944.536
84802000	Mould bases	47.635	89.418	1.146.766	1.500.455
84803010	Moulding patterns of copper	-	2.500	-	2.900
84803090	Moulding patterns of other materials	4.039	238.153	416.606	1.953.393
84804100	Moulds for metal/metal carbides injection or compression types	1.328	68.557	31.000	2.264.628
84804900	Moulds; for metal or metal carbides, other than injection or compression types	22	124.128	693	4.183.596
84805000	Moulds for glass	-	1.624	-	14.314
84806000	Moulds for mineral materials	44.638	641.417	102.749	2.832.118
84807110	Moulds for footwear soles, injection or compression types	2.369	70.033	52.690	932.808
84807190	Other moulds for rubber plastics, injections types	66.186	332.598	1.343.694	5.001.557
84807910	Moulds for footwear soles, not injection/compression types	601	49.451	14.702	603.837
84807990	Other moulds for rubber plastics, not injections types	10.457	206.513	719.509	7.038.379
84811011	Sluice / gate valves with 5 cm ? internal diameter ? 40 cm	290	1.280	746	2.796
84811019	Other sluice / gate valves of iron or steel	867	37.559	13.538	750.902
84811021	Sluice / gate valves of copper/copper alloy an internal diameter<= 2,5 cm	-	94	-	566
84811022	Sluice / gate valves of copper/copper alloy an internal diameter > 2,5 cm	-	0	-	4
84811091	Sluice / gate valves of plastics, 1 cm<=internal diameter<=2,5 cm	-	60	-	2.730
84811099	Other taps, cocks, valves & similar appliances for pipes, boiler shells, tanks, vats or the like	162.271	1.063.653	2.345.512	14.252.611
84812010	Sluice/gate valves for oleohydraulic or pneumatic transmissions 5 cm<=internal diameter<=40 cm	77	157	19.265	37.655
84812020	Sluice/gate valves of copper/alloy 1 cm ? int.diam ? 2,5 cm of plastics 1 cm<=int.diam<=2,5 cm for oleohydr/pneumatic	75	89.659	6.148	140.652
84812090	Other sluice/gate valves for oleohydraulic or pneumatic	12.330	36.506	1.407.580	2.317.058
84813010	Swing check-valves, of cast iron, with 4 cm<=an inlet of internal diameter ?60 cm	324.349	2.863.593	3.867.244	30.297.054
84813020	Swing check-valves of copper or copper alloys, with an internal diameter<= 2.5 cm	-	782	-	132.177
84813040	Swing check-valves of plastics, with 1 cm<=internal diameter<=2,5 cm	31	74	24.052	27.779
84813090	Other swing check-valves, of cast iron, with 4 cm<=an inlet of internal diameter ?60 cm	180	122.467	41.129	2.208.367
84814010	Safety or relief valves of copper or copper alloys,with an internal diameter of<=2.5 cm	12.150	12.181	71.114	73.599
84814090	Other safety or relief valves	2.131	22.810	138.964	1.081.010
84818011	Valves for inner tubes of copper or copper alloys	1	13.555	121	154.186
84818012	Valves for inner tubes of other materials	25	17.801	1.742	74.042
84818013	Valves for tubeless tyres of copper or copper alloys	-	1	-	7.722
84818014	Valves for tubeless tyres of other materials	141	626	10.008	22.876
84818021	Liquefied Petroleum Gas (LPG) cylinder valves of copper or copper alloys with inlet/outlet internal diameters<=2.5 cm	1.148	7.864	9.176	57.173
84818022	Liquefied Petroleum Gas (LPG) cylinder valves of copper or copper alloys with inlet/outlet internal diameters > 2.5 cm	-	27	-	3.903
84818030	Cocks and valves, whether or not fitted with piezo-electric igniters, for gas stoves or ranges	593	23.574	8.646	294.528
84818040	Aerated or carbonated liquid bottle valves; valves for gas operated beer dispensing units	0	2.168	82	47.983
84818050	Mixing taps and valves	31.729	181.585	845.174	3.280.821
84818061	Manually operated gate valves of cast iron with 5 cm<=an internal diameter<=40 cm	-	343	-	15.925
84818062	Other manually operated gate valves of cast iron	69.187	739.089	986.979	11.222.445
84818063	Other gate valves and butterfly valves of cast iron	36	5.051	14.912	75.533
84818065	Other hog nipple waterers of plastics	9	44	292	2.683

Tabel 3 : Ekspor Indonesia menurut Komoditi ( Kode HS 8 digit )

November 2021

Kode H S	Uraian golongan barang	Berat bersih (Kg)		Nilai F.O.B. ( U S \$ )	
		Bulan ini	Kumulatif	Bulan ini	Kumulatif
(1)	(2)	(3)	(4)	(5)	(6)
84818067	Other nipple joint valves	-	707	-	1.988
84818071	Ball valves of plastics with 1 cm<=internal diameter<=2,5 cm	-	5	-	1.000
84818072	Other ball valves of plastics	9.372	60.493	23.808	1.255.136
84818073	Gate valves, manually operated, of iron or steel with 5 cm<=an internal diameter<=40 cm	53.600	435.716	362.059	2.160.506
84818074	Gate valves, manually operated, of iron or steel with an internal diameter > 40 cm	-	74.900	-	36.420
84818077	Gate valves, manually operated, of iron or steel with an internal diameter < 5 cm	1.851	14.161	59.442	388.008
84818079	Other manifold valves of plastics	-	473	-	51.906
84818081	Pneumatically controlled valves of plastics with 1 cm<=internal diameter<=2,5 cm	-	485	-	15.978
84818082	Other pneumatically controlled valves of plastics	193	2.583	10.542	90.063
84818085	Other valves of plastics with an inlet diameter < 1 cm	-	10	-	27
84818087	Fuel cut-off valves for vehicles of heading 8702, 8703/8704	15	18	20	223
84818088	Other fuel cut-off valves for vehicles of plastics	20	136	48	7.082
84818089	Other, manually operated, weighing ? 3 kg of steel/nickel	-	57	-	1.169
84818091	Water taps of copper or copper alloy, with an internal diameter<=2.5 cm	385	2.768	10.082	67.999
84818092	Fuel cut-off valves for vehicles of copper/alloy of heading 8702, 8703 or 8704	-	97	-	3.646
84818099	Other fuel cut-off valves for vehicles of copper/alloy	122.493	1.503.279	1.137.963	34.988.915
84819010	Housings for sluice or gate valves with inlet or outlet of 50 mm ?an internal diameter<=400 mm	10.094	156.864	195.226	2.612.599
84819021	Bodies, for water taps with internal diameter ? 25 mm	18.097	156.530	160.083	1.319.290
84819022	Bodies,for LPG cylinder valves with internal diamtr ? 25 mm	1	1	10	10
84819023	Other bodies for taps, cocks,valves,with internal diameter<=25 mm	3.728	43.245	51.960	465.396
84819029	Other parts for taps.cocks.valves,with internal diameter<=25 mm	60	390	5.754	12.847
84819039	Valve bodies or stems of inner tube/ tubeless tyre valves of other materials	15.658	177.617	302.991	3.086.967
84819049	Valve cores of inner tube or tubeless tyre valves of other materials	235	3.942	4.367	79.508
84819090	Other parts of housing for sluice or gate valves	24.713	566.304	286.419	4.878.846
84821000	Ball bearings	708.309	7.356.524	13.964.662	150.872.059
84822000	Tapered roller bearings, including cone and tapered roller assemblies	51	20.309	47.249	722.932
84823000	Spherical roller bearings	1.424	6.881	20.263	105.882
84824000	Needle roller bearings	8	3.264	271	78.284
84825000	Bearings; cylindrical roller bearings n.e.c. in heading no. 8482	26	35.974	2.637	170.661
84828000	Bearings; n.e.c. in heading no. 8482, including combined ball/roller	103.253	1.337.569	161.122	2.075.717
84829100	Parts of ball, needles and rollers	289.897	3.823.833	1.477.010	18.704.343
84829900	Bearings; parts, (other than balls, needles and rollers)	17.102	149.136	307.357	3.421.519
84831010	Transmission shafts and cranks for machineryof heading 84.29 or 84.30	459	42.745	4.073	287.164
84831024	Cam shafts and crank shafts for engines of vehiclesof heading 8711	241.517	2.010.113	2.571.490	21.486.349
84831025	Other cam shafts and crank shafts for engines of vehicles of a cylinder capacity<=2000 cc	144.361	1.854.631	1.094.646	14.063.064
84831026	Other cam shafts and crank shafts for engines of vehicles of 2000 cc<cylinder capacity<=3000 cc	3.771	91.702	30.307	697.588
84831027	Other cam shafts and crank shafts for engines of vehicles of a cylinder capacity>3000 cc	162.596	1.408.348	461.534	3.889.341
84831031	Cam shafts and crank shafts for marine propulsion enginesof an output<=22.38 kW	-	7	-	1.082
84831039	Cam shafts and crank shafts for marine propulsion enginesof an output>22.38 kW	224	26.036	3.534	221.604
84831090	Other cam shafts and crank shafts for engines of vehicles	102.782	1.470.230	1.387.624	17.936.344

Tabel 3 : Ekspor Indonesia menurut Komoditi ( Kode HS 8 digit )

November 2021

Kode H S	Uraian golongan barang	Berat bersih (Kg)		Nilai F.O.B. ( U S \$ )	
		Bulan ini	Kumulatif	Bulan ini	Kumulatif
(1)	(2)	(3)	(4)	(5)	(6)
84832020	Bearing housings, incorporating ball or roller bearings for machinery of heading 8429 or 8430	-	11	-	865
84832030	Bearing housings, incorporating ball or roller bearings for engine and vehicles of chapter 87	-	0	-	13
84832090	Other bearing housings, incorporating ball/roller bearings	2.555	13.080	60.265	183.216
84833030	Bearing housings,not incorporating ball or roller bearings for engine and vehicles of chapter 87	16.710	155.072	321.525	3.037.405
84833090	Other bearing housings,not incorporating ball or roller bearings	14.864	800.717	479.450	6.521.903
84834020	Gears and gearing for marine vessels	18	5.430	945	25.897
84834030	Gears and gearing for machinery of heading 8429 or 8430	107.973	874.589	1.869.923	16.897.808
84834040	Gears and gearing for vehicles of chapter 87	41.988	372.592	480.753	4.122.376
84834090	Other gears and gearing, transmission elements presented separately including torque converters :	210.372	1.751.410	1.183.766	12.502.385
84835000	Flywheels and pulleys, including pulley blocks	462.987	5.227.133	1.278.275	12.494.089
84836000	Clutches and shaft couplings (including universal joints)	25.160	187.663	263.370	1.947.166
84839011	Toothed wheels, chain sprockets and other transmissions fortractors of subheading 870110 or 870191 to 870195	2.713	47.334	8.250	89.696
84839013	Toothed wheels, chain sprockets and other transmissions forother tractors of heading 8701	26.677	163.885	33.320	139.236
84839014	Toothed wheels, chain sprockets and other transmissions forgoods of heading 8711	135.300	1.038.436	1.427.756	10.814.172
84839015	Toothed wheels, chain sprockets and other transmissions forother goods of chapter 87	5	129	21	6.965
84839019	Other parts of goods of transmission shafts (incl cam shaftand crank shafts) and cranks	1.111	139.056	45.909	1.033.427
84839091	Other toothed wheels, chain sprockets & other transmissionfor tractors of subheading 870110 or 870191 to 870195	-	28.156	-	258.046
84839093	Other toothed wheels, chain sprockets & other transmissionfor other tractors of heading 8701	-	85	-	35
84839094	Other toothed wheels, chain sprockets & other transmissionfor goods of heading 8711	5	29	31	160
84839095	Other toothed wheels, chain sprockets & other transmissionfor goods of chapter 87	23.593	208.713	287.235	2.522.026
84839099	Other toothed wheels, chain sprockets & other transmission elements presented separately	223.249	2.216.334	1.838.490	20.637.414
84841000	Gaskets and similar joints of metal sheeting combined withother material or of two or more layers of metal	88.566	651.833	1.668.293	15.355.982
84842000	Mechanical seals	173.619	2.108.586	2.954.742	32.096.164
84849000	Gasket sets or assortments of gaskets and similar joints; dissimilar in composition, put up in pouches, envelopes or similar packings	16.512	104.872	766.974	3.938.564
84861020	Apparatus for rapid heating of semiconductor wafers	-	450	-	100
84861050	Grinding, polishing and lapping machines for processing of semiconductor wafers	-	10	-	24
84861090	Other machines and apparatus for the manufacture of boulesor wafers	-	1.697	-	32.927
84862012	Epitaxial deposition machines, spinners for coating photographic emulsions on semiconductor wafers	-	4	-	232.577
84862019	Other machines and apparatus film formation equipment	1	3	57	2.457
84862033	Apparatus for wet etching, developing, stripping/cleaningsemiconductor wafers	-	500	-	200
84862095	Automated machines for the placement or the removal of components or contact elements on semiconductor materials	-	9	-	1.510
84862099	Other lasercutters for cutting contacting tracks insemiconductor production by laser beam	143	529	20.289	274.836
84863030	Chemical vapour deposition apparatus; spinners ; apparatus for physical deposition on flat panel display substrates	-	160	-	3
84863090	Machines for the manufacture of flat panel display	-	10.655	-	12.354

Tabel 3 : Ekspor Indonesia menurut Komoditi ( Kode HS 8 digit )

		November 2021			
Kode H S	Uraian golongan barang	Berat bersih (Kg)		Nilai F.O.B. ( U S \$ )	
		Bulan ini	Kumulatif	Bulan ini	Kumulatif
(1)	(2)	(3)	(4)	(5)	(6)
84864020	Die attach apparatus, tape automated, wire bonders and encapsulation equipment for the assembly of semiconductors	12.209	25.234	341.116	730.320
84864030	Moulds for manufacture of semiconductor devices	-	250	-	151.166
84864040	Optical stereoscopic microscopes for the handling and transport of semiconductor wafers or reticles	2	62	84	24.317
84864060	Electron beam microscopes for the handling and transport of semiconductor wafers or reticles	-	15	-	111
84864090	Apparatus oth opt. stereoscopic, photomicrographic,electronbeam microscopes, pattern generating for trans. smcondctor	-	6.827	-	7.914
84869014	Parts and accessories tool holders & self-opening dieheads for sawing monocrystal semiconductor bouls	109	580	5.715	19.287
84869015	Parts and accessories other than tool holders&self-openingdieheads machines for processing of semiconductor wafers	-	15	-	7.372
84869026	Parts and accessories tool holders & self-opening dieheads for dicing machine semiconductor wafers	-	99.548	-	1.053.587
84869028	Parts & access. of resistance heated furnaces and ovens forthe manufacture of semiconductor devices	225	225	3.687	3.687
84869029	Parts & access. other than of resistance heated furnaces and ovens for the manufacture of semiconductor devices	-	367	-	60.025
84869032	Parts & accessories of tool holders & self-opening diehead apparatus for wet etching patterns on flat panel displays	-	7.732	-	16.000
84869033	Parts&access.other than of tool holder&selfopening diehead apparatus for wet etching patterns on flat panel displays	-	4.892	-	6.327
84869042	Parts & access. die attach apptus tape auto, wire bonders & encapsulation equipment for the assembly of semiconductors	-	134	-	5.995
84869049	Parts&access. apptus oth than opt. stereoscopic, photomicrographic,microscopes,pattern generating for trans. smcondctor	2.455	40.255	147.826	2.159.821
84871000	Ships or boats propellers & blades therefor not containingelect. connectors,insulators,coils, other elect. features	83	15.107	4.295	244.353
84879000	Propellers & blades not for ships or boats	3.682	271.494	159.442	4.654.566
85011021	Stepper motor DC of kind for AC,refrigerator,washing mach,electr. domestic appl.,storage water heater, output<=37,5 W	489	18.133	10.230	174.796
85011022	Stepper motor DC oth than for AC,refrigerator,washing mach,electr. domestic appl.,storage water heater, output <= 5 W	2	175	361	23.653
85011029	Stepper motor DC oth than for AC,refrigerator,washing mach,electr. dom. appl.,storage water heat, 5 W<output <=37,5 W	96.800	939.380	2.996.467	29.333.887
85011041	Spindle motor DC of kind for AC,refrigerator,washing mach,electr. domestic appl.,storage water heater, output<=37,5 W	2	431	66	9.315
85011049	Spindle motor DC oth than for AC,refrigerator,washing mach,electr. domestic appl.,storage water heater	788.741	8.866.957	12.110.856	142.060.512
85011051	Other stepper motor (AC/DC) of kind for washing mach,electr. domestic appl.,storage water heater	-	2	-	51
85011059	Other stepper motor (AC/DC) other than for AC,refrigerator,washing mach,electr. domestic appl.,storage water heater	50	1.740	7.614	51.346
85011060	Other spindle motors (AC/DC), output <= 37,5 W	20.323	230.467	590.544	6.546.029
85011091	Other spindle motor (AC/DC) for AC,refrigerator,washing machine,electr. domestic appl.,storage water heater	7	90	12	2.319
85011099	Other spindle motor (AC/DC) not for refrigerator,washing machine,AC,electr. domestic appl.,storage water heater	766	178.530	11.086	4.083.592

Tabel 3 : Ekspor Indonesia menurut Komoditi ( Kode HS 8 digit )

		November 2021			
Kode H S	Uraian golongan barang	Berat bersih (Kg)		Nilai F.O.B. ( U S \$ )	
		Bulan ini	Kumulatif	Bulan ini	Kumulatif
(1)	(2)	(3)	(4)	(5)	(6)
85012012	Universal AC/DC motors for AC,refrigerator,washing machine,electr. domestic appl.,storage water heater an output<=1 kW	-	19	-	155
85012019	Universal AC/DC motor oth than for AC,refrigerator,washing mach, electr. Dom. appl.,storage wtr heater an output<=1 KW	-	257	-	3.552
85012029	Universal AC/DC motor oth than for AC,refrigerator,washing mach, electr. Dom. appl.,storage wtr heater an output> 1 kW	25	627	277	45.268
85013130	Other motor DC for AC,refrigerator,washing machine,elect.domestic appl.,storage water heater an ouput < = 750 W	148	3.463	4.107	70.982
85013140	Other motor DC oth than for AC,refrigerator,washng machine,elect.domestic appl.,storage water heater an ouput< = 750 W	217.316	2.437.314	2.789.307	30.424.140
85013150	Generators of an ouput < = 750 W	311	29.238	6.444	98.316
85013222	Oth motor DC oth than for AC,refrigerator,washing machine,elect.dom. appl.,storage water heater 750< ouput<=37,5 kW	352	12.887	9.761	287.118
85013223	Generators DC, of 750 W <an ouput < = 37,5 kW	2.510	2.632	6.700	7.522
85013232	Other motor DC oth than for AC,refrigerator,washng machine,elect.dom. appl.,storage water heater 37,5 kW<ouput<= 75 kW	900	1.663	2.000	5.007
85013233	Generators DC, of 37,5 kW < an ouput < = 75 kW	-	1.253	-	24.391
85013300	Electric motors and generators; DC, of an output exceeding 75kW but not exceeding 375kW	-	15.912	-	112.815
85013400	Electric motors and generators; DC, of an output exceeding 375kW	4	4.023	6.326	44.180
85014011	Oth motor AC Single-phase for AC,refrigerator,washing mach,elect.domestic appl.,storage water heater an ouput < = 1 kW	22	76	95	1.053
85014019	Oth mtr AC single-phase oth than for AC,refrig,washing machelect.domestic appl.,storage water heater an ouput < = 1 kW	27	20.246	258	92.361
85014021	Oth motor AC Single-phase for AC,refrigerator,washing mach,elect.domestic appl.,storage water heater an ouput > 1 kW	18	934	5.245	40.862
85014029	Oth mtr AC single-phase oth than for AC,refrig,washing machelect.domestic appl.,storage water heater an ouput > 1 kW	121.119	377.038	695.857	2.620.113
85015111	Oth mtr AC multi-phase w/ output <=750W, used forrefrigerator, AC, wash mach, elect domestic app,water heater	491	9.508	8.623	79.502
85015119	Oth mtr AC multi-phase w/ output <=750W, used oth than forrefrigerator, AC, wash mach, elect domestic app,water heater	7	59.642	955	115.737
85015219	Oth mtr AC multi-phase w/ output <=1kW, used oth than forrefrigerator, AC, wash mach, elect domestic app,water heater	207	1.489	5.688	90.644
85015221	Oth mtr AC multi-phase w/ 1kW<output<=37,5kW, used forrefrigerator, AC, wash mach, elect domestic app,water heater	-	34	-	687
85015229	Oth mtr AC multi-phase w/ 1kW<output<=37,5kW, used oth thanfor refrigeratr,AC,wash mach,elect domestic app,water heater	300	5.613	3.450	102.418
85015231	Oth mtr AC multi-phase w/ 37,5kW<output<=75kW, used forrefrigerator, AC, wash mach, elect domestic app,water heater	25	25	4.892	4.892
85015239	Oth mtr AC multi-phase w/ 37,5kW<output<=75kW, used oth thnfor refrigeratr,AC,wash mach,elect domestic app,water heater	229	2.631	8.512	32.592
85015300	Electric motors; AC motors, multi-phase, of an output exceeding 75kW	-	2.029	-	7.137

Tabel 3 : Ekspor Indonesia menurut Komoditi ( Kode HS 8 digit )

November 2021

Kode H S	Uraian golongan barang	Berat bersih (Kg)		Nilai F.O.B. ( U S \$ )	
		Bulan ini	Kumulatif	Bulan ini	Kumulatif
(1)	(2)	(3)	(4)	(5)	(6)
85016110	Generator AC (altenators) of an ouput <= 12,5 kVA	9	8.570	1.360	61.683
85016120	Generator AC (altenators) of an ouput > 12,5 kVA	-	26.394	-	21.422
85016220	Generator AC (altenators) of 150 kVA < ouput <= 375 kVA	-	2.335	-	20.930
85016300	Generator AC (altenators) of 375 kVA < ouput <= 750 kVA	-	3.690	-	31.173
85016400	Generator AC (altenators) of an ouput > 750 kVA	-	340	-	3.385
85021100	Generating sets (diesel or semi-diesel engines) of an output <=75 kVA	74.842	645.556	619.377	5.942.763
85021210	Generating sets (diesel or semi-diesel engines) of an 75 kVA < output <= 125 kVA	-	9.704	-	93.276
85021220	Generating sets (diesel or semi-diesel engines) of an 125 kVA < output <= 375 kVA	-	25.320	-	201.383
85021320	Generating sets (diesel or semi-diesel engines) of an output > 12.500 kVA	-	18.900	-	291.204
85021390	Generating sets (diesel or semi-diesel engines) of an 375 kVA < output <= 12.500 kVA	63.236	505.287	141.728	2.800.374
85022010	Generating sets (gasoline engines) of an output <= 75 kVA	-	2.431	-	12.801
85022030	Generating sets (gasoline engines) of an 100 kVA < output <= 10.000 kVA	-	542.883	-	2.198.629
85022049	Generating sets (gasoline engines) of an 10.000 kVA < output < 12.500 kVA	18.300	169.419	39.300	2.530.444
85023910	Other generating sets other-powered of an output <= 10 kVA	-	3.650	-	5.410
85023939	Other generating sets other-powered of 10.000 kVA < output< 12.500 kVA	1.150	14.312	5.000	165.521
85024000	Electric rotary converters	1	10.805	10	231.287
85030020	Part of generators/sets for electric motor and electric generating/sets of an output >= 12.500 kVA	-	2.901	-	36.688
85030090	Part of generators/sets for electric motor and electric generating/sets of an output < 12.500 kVA	76.693	1.815.641	1.820.009	36.367.040
85041000	Ballasts for discharge lamps or tubes	2	20.080	112	15.517
85042111	Auto transformers with a power handling capacity ? 1 kVA and of a high side voltage of 110 kV or more	14.968	155.258	215.197	2.033.753
85042119	Oth instrument transformers with a power handling 1 kVA < capacity<=10 kVA and voltage of ? 110 kV	5.868	20.748	15.351	62.852
85042192	Oth instrument transformers with a power handling capacity > 10 kVA and of a high side voltage of ? 110 kV	-	19	-	194
85042193	Oth Instrument transformers with a power handling capacity > 10 kVA and 66 kV<=voltage < 110 kV	-	150	-	6.298
85042199	Oth Instrument transformers with a power handling capacity ? 650 kVA	49.314	204.175	155.633	1.047.273
85042219	Oth auto transformers with high side voltage ? 66 kV	30	143.455	50	1.231.915
85042292	Oth auto transformers with high side voltage ? 110 kV	26.412	282.949	620.458	6.832.714
85042293	Liquid dielect. transfmers,650kVA>power capacity<=10.000kVAunauto step-voltage regulators, 66 kV<=voltage<110kV	-	35	-	347
85042299	Liquid dielect. transfmers,650kVA<power capacity<=10.000kVAunauto step-voltage regulators, voltage<66 kV	36.140	345.532	173.833	1.554.400
85042310	Liquid dielectric transformers,10.000 kVA<power capacity<=15.000 kVA	32.076	123.376	189.200	748.747
85042322	Liquid dielectric transformers, 20.000 kVA<power capacity<=30.000 kVA	39.577	39.577	331.956	331.956
85042329	Liquid dielectric transformers, power capacity>30.000 kVA	977.299	3.865.507	5.737.895	24.996.085
85043111	Instrument potential transformers, power capacity<=1kVA,voltage >=110 kV	5.492	44.898	140.774	1.171.336
85043113	Instrument potential transformers, power capacity<=1kVA,1 kV>= voltage<66 kV	7.781	31.026	60.189	310.671
85043119	Instrument potential transformers, power capacity<=1kVA,voltage<1kVA	2.403	46.207	91.702	1.770.056
85043121	Instrument current transformer ring type,pwr capacity<=1kVA110 kV>= voltage< 220 kV	455	7.869	41.210	435.252
85043122	Instrument current transformer ring type,pwr capacity<=1kVAvoltage>= 220 kV	502	514	4.812	5.204

Tabel 3 : Ekspor Indonesia menurut Komoditi ( Kode HS 8 digit )

November 2021

Kode H S	Uraian golongan barang	Berat bersih (Kg)		Nilai F.O.B. ( U S \$ )	
		Bulan ini	Kumulatif	Bulan ini	Kumulatif
(1)	(2)	(3)	(4)	(5)	(6)
85043123	Instrument current transformers,power capacity<=1 kVA,66 kV>= voltage< 110 kV	-	0	-	421
85043124	Instrument current transformers,power capacity<=1 kVA,1 kV>= voltage<66 kV	5.546	75.134	69.840	869.929
85043129	Instrument current transformers,power capacity<=1 kVA,voltage<1kV	-	151	-	14.485
85043130	Flyback transformers, power capacity<=1 kVA	-	1	-	117
85043140	Intermediate frequency transformers, power capacity<=1 kVA	35.780	352.795	385.641	3.527.598
85043192	Others matching transformers, power capacity<=1 kVA	-	46	-	1.598
85043193	Step up/down transformers; slide regulators, power capacity <=1.000 kVA	377	20.370	7.795	224.385
85043199	Transformers other than used with toys,scale/similar modelsnot matching&step up/down transf; power capacity<=1.000 kVA	41.494	516.482	830.256	8.332.492
85043211	Instrument matching transformers (potential&current),1.000 kVA<power capacity<=5.000 kVA	-	2	-	295
85043219	Instrument not matching transformers (potential&current),1.000 kVA<power capacity<=5.000 kVA	9	1.003	5	10.147
85043220	Transformers of a kind used with toys, scale models or siml recreational models, 1.000 kVA<pwr.cap<=5.000 kVA	6	108	42	1.749
85043259	Other matching transformers, 10kVA<power capacity<=16kVA	-	18	-	1.472
85043311	Matching transformers, 16kVA<power capacity<=500kVA,voltage>=66kV	-	5.670	-	31.550
85043319	Other matching transformers, 16kVA<power capacity<=500kVA,voltage>=66kV	3.510	17.420	23.900	123.700
85043399	Other matching transformers, 16kVA<power capacity<=500kVA,voltage<66kV	-	367	-	10.736
85043413	Other matching transformers, not explosion proof dry type,10.000 kVA<power capacity<=15.000 kVA, voltage>=66kV	9.600	21.250	109.000	173.749
85043415	Explosion proof dry type transformers, voltage< 66 kV10.000 kVA<power capacity<=15.000 kVA	-	16.150	-	81.325
85043416	Other matching transformers, not explosion proof dry type,10.000 kVA<power capacity<=15.000 kVA, voltage<66kV	-	2.717	-	21.250
85043424	Other matching transformers, not explosion proof dry type,power capacity>15.000 kVA, voltage>=66kV	47.165	481.579	748.017	6.855.188
85043429	Other matching transformers, not explosion proof dry type, power capacity>15.000 kVA, voltage<66kV	-	49.830	-	131.305
85044011	Uninterruptible power supplies (UPS), automatic data processing machines & units thereof, telecomm. apparatus	16.196	31.148	93.057	359.943
85044019	Uninterruptible power supplies (UPS), not automatic data processing machines & units thereof, telecomm. apparatus	49.794	539.493	1.926.540	22.183.100
85044020	Battery chargers having a rating exceeding 100 kVA	26.314	263.562	349.547	2.452.380
85044030	Other rectifiers	1.413	54.750	85.978	2.642.626
85044040	Inverters	41.831	394.707	1.498.274	16.231.417
85044090	Static converters other than UPS,battery chargers,invertersrectifiers	541.862	5.130.873	15.905.416	150.692.200
85045010	Inductors for power supplies for automatic data processingmachines & units thereof, & telecommunications apparatus	171.269	1.762.261	6.386.883	62.014.731
85045020	Chip type fixed inductors	5.006	33.040	1.568.527	11.997.727
85045093	Inductors power capacity <= 2.500 kVA	1.841	14.725	90.737	1.027.154
85045094	Inductors, 2.500 kVA> power capacity <=10.000 kVA	-	7.778	-	79.214
85045095	Inductors power capacity > 10.000 kVA	-	9.657	-	120.151
85049010	Parts of ballasts for discharge lamps or tubes	1	1.862	1	175.305
85049020	Printed circuit assemblies for UPS/power supplies inductorsautomatic data processing machines & telecomm. apparatus	176	106.428	186.606	3.875.826
85049031	Radiator panels;flat tube radiator for distribution andpower transformers, power capacity <=10.000 kVA	-	5.502	-	13.599



Tabel 3 : Ekspor Indonesia menurut Komoditi ( Kode HS 8 digit )

		November 2021			
Kode H S	Uraian golongan barang	Berat bersih (Kg)		Nilai F.O.B. ( U S \$ )	
		Bulan ini	Kumulatif	Bulan ini	Kumulatif
(1)	(2)	(3)	(4)	(5)	(6)
85049039	Other radiator panels;flat tube radiator for distribution and power transformers, capacity <=10.000 kVA	2.087	22.068	242.891	2.908.842
85049041	Radiator panels;flat tube radiator for distribution andpower transformers, power capacity>10.000 kVA	768	28.248	10.965	321.949
85049049	Other radiator panels;flat tube radiator for distributionand power transformers, power capacity>10.000 kVA	-	62	-	1.595
85049090	Parts of; other than ballast,UPS,inductors,and transformers	71.601	773.133	3.361.183	24.977.301
85051100	Permanent magnets and articles intended to become permanentmagnets after magnetisation of metal	227.001	2.753.703	1.883.746	21.094.330
85051900	Permanent magnets and articles intended to become permanentmagnets after magnetisation of not metal	9.512	74.750	72.960	522.549
85052000	Electro-magnetic couplings, clutches and brakes	91	6.966	6.651	110.176
85059000	Magnets; electro-magnets, holding devices and parts n.e.c. in heading no. 8505	56.297	734.787	552.517	7.480.101
85061010	Primary cells and primary batteries Manganese dioxidehaving an external volume <= 300 cm3	3.996.962	36.121.996	16.936.101	137.052.306
85061090	Primary cells and primary batteries Manganese dioxidehaving an external volume > 300 cm3	749	9.756	34.916	404.089
85063000	Primary cells and primary batteries Mercuric oxide	205	3.535	3.066	42.020
85064000	Primary cells and primary batteries Silver oxide	3.042	127.942	786.862	11.658.092
85065000	Primary cells and primary batteries Lithium	425.134	4.204.738	21.072.578	201.811.800
85066010	Primary cells and primary batteries Air-zinchaving an external volume <= 300 cm3	452	452	1.108	1.108
85066090	Primary cells and primary batteries Air-zinchaving an external volume > 300 cm3	1.466	85.227	37.516	794.923
85068010	Other primary cells and primary batteries zinc-carbon,having an external volume <= 300 cm3	787.520	11.751.366	3.932.493	46.945.423
85068091	Other primary cells and primary batteries not zinc-carbon,having an external volume <= 300 cm3	72.582	354.259	433.095	2.250.477
85068099	Other primary cells and primary batteries not zinc-carbon,having an external volume > 300 cm3	40.443	428.359	5.139.825	55.276.414
85069000	Parts of primary cells and primary batteries.	106.549	1.191.999	1.390.830	16.212.027
85071010	Lead-acid accumulators,of a kind used for starting piston engines of a kind used for aircraft	54	331	1.051	1.175
85071092	Lead-acid accumulators,used starting piston engines fornort aircraft,voltage 6V/12V,capacity<=200AH,height<=13cm	1.770	59.263	9.756	154.009
85071095	Lead-acid accumulators,used starting piston engines fornort aircraft,voltage6V/12V,capacity<=200AH,13cm<height<=23cm	608.552	7.180.929	1.686.564	16.693.444
85071096	Lead-acid accumulators,used starting piston engines fornort aircraft,voltage 6V/12V,capacity<=200AH,height>23cm	1.594.010	14.337.261	4.006.649	33.021.057
85071097	Lead-acid accumulators,used starting piston engines fornort aircraft,voltage 6V/12V,capacity>200AH,height<=13cm	5.903	71.599	34.004	410.961
85071098	Lead-acid accumulators,used starting piston engines fornort aircraft,voltage6V/12V,capacity>200AH,13cm>height<=23cm	-	5.883	-	20.297
85071099	Lead-acid accumulators,used starting piston engines fornort aircraft,voltage 6V/12V,capacity>200AH,height>23cm	2.191.789	26.884.633	6.189.680	75.890.815
85072010	Other lead-acid accumulators,of a kind used for starting piston engines of a kind used for aircraft	4	49	100	1.823
85072094	Oth lead-acid accumulators,used starting piston engines fornort aircraft,voltage 6V/12V,capacity<=200AH,height<=13cm	22.287	280.379	54.996	644.220
85072095	Oth lead-acid accumulators,used starting piston engines fornort aircraft,voltage6V/12V,capacity<=200AH,13cm<height<=23cm	417.580	2.234.888	1.061.986	5.836.013
85072097	Oth lead-acid accumulators,used starting piston engines fornort aircraft,voltage 6V/12V,capacity>200AH,height<13cm	-	1	-	89

Tabel 3 : Ekspor Indonesia menurut Komoditi ( Kode HS 8 digit )

		November 2021			
Kode H S	Uraian golongan barang	Berat bersih (Kg)		Nilai F.O.B. ( U S \$ )	
		Bulan ini	Kumulatif	Bulan ini	Kumulatif
(1)	(2)	(3)	(4)	(5)	(6)
85072098	Oth lead-acid accumulators,used starting piston engines fornot aircraft,voltage6V/12V,capacity>200AH,13cm<height<=23cm	13	17	1	34
85072099	Oth lead-acid accumulators,used starting piston engines fornot aircraft,voltage 6V/12V,capacity>200AH,height>23cm	19.072	20.339	50.551	59.974
85073010	Nickel-cadmium accumulators of a kind used for aircraft	-	141	-	8.244
85073090	Nickel-cadmium accumulators of a kind used for not aircraft	3	3.880	71	24.705
85075010	Nickel-metal hydride accumulators of a kind used foraircraft	-	6	-	26
85075090	Nickel-metal hydride accumulators of a kind used fornot aircraft	1.626	2.201	17.863	45.191
85076010	Lithium-ion accumulators of a kind used for laptopsincluding notebooks and subnotebooks	1.389	36.308	369.241	5.918.652
85076020	Lithium-ion accumulators of a kind used for aircraft	-	5	-	11.663
85076090	Lithium-ion accumulators of a kind used not for aircraft,laptops including notebooks and subnotebooks	101.234	438.065	307.909	2.723.799
85078010	Accumulators oth than lead-acid,nickel-cadmium,nickel-iron,nickel-metal hydride,lithium-ion for aircraft	-	12	-	464
85078020	Accumulators oth than lead-acid,nickel-cadmium,nickel-iron,nickel-metal hydride,lithium-ion for laptops/notebooks	484	153.682	29.121	2.533.077
85078090	Accumulators other than nickel-cadmium/iron/metal hydride,lead-acid,lithium-ion not for aircraft & laptops/notebooks	922.311	5.994.112	5.705.321	40.202.367
85079011	Plates of lead-acid accumulators for not aircraft	-	861	-	3.905
85079019	Accumulator plates of nickel-cadmium/iron/metal hydride,lithium-ion,etc for not aircraft	137.959	734.211	439.084	2.296.579
85079092	Battery separators, ready for use, of materials other than poly(vinyl chloride)	544.361	5.075.321	1.973.520	17.621.490
85079099	Accumulator parts of nickel-cadmium/iron/metal hydride,lithium-ion,etc for not aircraft, unplates	28.725	306.574	94.536	1.117.225
85081100	Vacuum cleaner self-contained electric motor, power<=1.5KWand dust bag or receptacle capacity<=20L	374.978	4.126.868	2.885.002	26.489.631
85081910	Vacuum cleaner self-contained electric motor, power>1.5KW &dust bag/receptacle capacity>20L for domestic use	8	25.743	735	70.707
85081990	Vacuum cleaner self-contained electric motor, power>1.5KW &dust bag/receptacle capacity>20L for not domestic use	2	527	5	5.966
85086000	Vacuum cleaner with out self-contained electric motor	619.711	686.168	4.084.764	4.779.184
85087010	Parts of vacuum cleaner with self-contained electric motorfor domestic use	710.186	5.532.268	4.809.599	38.905.960
85087090	Parts of vacuum cleaner with out self-containedelectric motor for not domestic use	1.146	11.042	9.601	174.222
85094000	Food grinders and mixers;fruit/vegetable juice extractorswith self-contained electric motor	22.774	566.085	86.301	2.727.611
85098010	Floor polishers with self-contained electric motor	-	43	-	369
85098020	Kitchen waste disposers with self-contained electric motor	20	6.711	35	40.643
85098090	Elect.mech.domestic oth than vacuum cleaner,floor polisher,grinder,mixer,juice extractor,kitchen waste disposers	87.536	702.777	5.682.489	47.633.782
85099010	Parts of floor polishers with self-contained electric motor	2.326	20.476	26.033	220.782
85099090	Parts of vacuum cleaner,grinder,mixer,juice extractor,kitchen waste disposers	5.499	214.568	230.125	2.864.500
85101000	Shavers with self-contained electric motor.	234.233	2.079.846	8.872.141	78.531.866
85102000	Hair clippers with self-contained electric motor.	208.623	3.502.139	6.907.008	109.589.973
85103000	Hair-removing appliances with self-contained electric motor	-	3	-	12
85109000	Parts of Shavers,hair clippers & hair-removing appliances,with self-contained electric motor.	83.400	1.072.291	2.191.877	25.675.784
85111020	Sparking plugs of a kind suitable for motor vehicle engines	11.117	161.412	307.795	3.447.753
85111090	Sparking plugs of a kind suitable for not motor vehicle andaircraft engines	46.623	831.915	1.192.571	19.113.050

Tabel 3 : Ekspor Indonesia menurut Komoditi ( Kode HS 8 digit )

November 2021

Kode H S	Uraian golongan barang	Berat bersih (Kg)		Nilai F.O.B. ( U S \$ )	
		Bulan ini	Kumulatif	Bulan ini	Kumulatif
(1)	(2)	(3)	(4)	(5)	(6)
85112010	Ignition magnetos, magneto-dynamos, magnetic flywheels of a kind suitable for aircraft engines	9.839	17.109	128.057	224.695
85112021	Ignition magnetos, magneto-dynamos, magnetic flywheels of a kind suitable for motor vehicle engines unassembled	6.363	39.599	177.363	531.159
85112029	Ignition magnetos, magneto-dynamos, magnetic flywheels of a kind suitable for motor vehicle engines assembled	42.808	325.852	544.770	4.113.461
85112091	Ignition magnetos, magneto-dynamos, magnetic flywheels of suitable for not motor vehicle & aircraft engines unassembled	-	12	-	90
85112099	Ignition magnetos, magneto-dynamos, magnetic flywheels of suitable for not motor vehicle & aircraft engines assembled	-	5	-	434
85113041	Distributors, ignition coils of a kind suitable for motor vehicle engines unassembled	665	4.935	28.803	216.984
85113049	Distributors, ignition coils of a kind suitable for motor vehicle engines assembled	4.704	65.136	136.619	1.929.162
85113091	Distributors, ignition coils of a kind suitable for not motor vehicle and aircraft engines unassembled	180	338	3.544	7.269
85113099	Distributors, ignition coils of a kind suitable for not motor vehicle and aircraft engines assembled	1.621	25.019	60.938	504.398
85114010	Starter motors and dual purpose starter-generators of a kind suitable for aircraft engines	55	693	500	4.200
85114021	Unassembled starter motors for engines of bus, go-kart, ATV, ambulance, sedan, motor-homes, van, dumper, truck, lorry, & similar	9	254	168	835
85114029	Unassembled starter motors for other than bus, go-kart, ATV, ambulance, sedan, motor-homes, van, dumper, truck, lorry, & similar	778	38.314	42.980	657.884
85114031	Assembled starters motor for engine of vehicles of tractors	-	17	-	1.116
85114032	Assembled starters motor for engine of vehicles of car transport person/goods	45.082	534.129	630.961	7.492.404
85114033	Assembled starters motor for engine of vehicles of special cars	-	1.195	-	19.168
85114099	Other starter motor assembled	20.043	205.782	257.947	2.509.164
85115010	Other generator of a kind used for aircraft engines unassembled	56	1.118	100	1.900
85115021	Other generators unassembled for vehicle engine of car, transport & special car	-	62	-	1.614
85115029	Other unassembled alternators	465	17.017	1.826	33.535
85115032	Assembled alternators for engine vehicle transportation for person/goods	57.088	598.770	620.519	6.446.356
85115091	Other generators for engine vehicle of transportat'n person/goods, spec. propose	-	3.619	-	44.795
85115099	Other generators	9.899	113.866	11.482	1.118.162
85118010	Other equipment of electrical ignition a kind used for aircraft	-	5	-	1.650
85118020	Other equipment of electrical ignition a kind used for motor vehicle engine	968	7.194	19.068	221.760
85118090	Other equipment of electrical ignition	1.717	43.779	45.179	1.265.923
85119010	Parts of goods of elect ignition for use aircraft engines	8	86	1.437	4.827
85119020	Parts of goods of elect ignition for use vehicle engine	110.889	1.755.322	1.116.930	14.839.009
85119090	Parts of goods of elect ignition for use not for aircraft or vehicle engine	43.348	502.332	469.026	4.910.490
85121000	Lighting or visual signalling equipment of a kind used on bicycles	-	125	-	378
85122020	Unassembled lighting/visual signaling equipment	35.469	390.025	512.708	5.276.572
85122091	Other lighting/visual signalling equip.for motorcycles	98.624	988.529	2.481.872	29.897.453
85122099	Other lighting/visual signalling equip.	134.435	950.569	1.101.230	14.051.269
85123010	Horns and serenes, assembled	273.491	2.911.696	3.168.442	33.435.702
85123020	Unassembled sound signalling equipment	622	11.321	79.937	651.883
85123091	Other sound signal equip.obstacle detect device for vehicles	528	12.547	58.007	1.298.249
85123099	Other sound signalling equipment	20.406	208.741	641.061	6.522.521
85124000	Windscreen wiper, defroster & demisters	142.911	1.213.579	1.730.084	15.097.924
85129010	Parts of goods of lighting or vis. light	2.260	81.185	10.952	354.324

Tabel 3 : Ekspor Indonesia menurut Komoditi ( Kode HS 8 digit )

November 2021

Kode H S	Uraian golongan barang	Berat bersih (Kg)		Nilai F.O.B. ( U S \$ )	
		Bulan ini	Kumulatif	Bulan ini	Kumulatif
(1)	(2)	(3)	(4)	(5)	(6)
85129020	Parts of goods of lighting, sound signal or windscreen wipers, defroster & demisters	642.667	7.631.713	8.625.793	93.235.688
85131030	Miners' helmet lamps and quarrymen's lamps	-	541	-	6.055
85131090	Other portable electric lamps	53.566	567.233	652.682	7.254.505
85139010	Part of portable electric lamp of miner's helmet or quarrymen's lamp	-	70	-	2.309
85139030	Parts of flashlights reflectors; switch sliders of plastics	2	53	9	1.485
85139090	Other part of portable electric lamp designed	8.797	53.410	11.645	136.961
85141000	Resistance heated furnaces and ovens	766	17.684	8.976	161.782
85142020	Electric furnaces or ovens for the manufacture of printed circuit board/assemblies	6	8	15	45
85142090	Other furnaces/oven function by induction or dielectric loss	-	12.916	-	141.037
85143090	Other furnaces and ovens	-	5.330	-	173.602
85144000	Heating equipment; for the heat treatment of materials by induction or dielectric loss, industrial or laboratory, other than furnaces and ovens	200	12.812	2.212	320.487
85149020	Part of industrial/laboratory electric furnaces/oven for manufacture of PCB/PWB	-	24	-	1.640
85149090	Other industrial/lab. electric furnaces and ovens including by induction or dielectric loss	0	1.276	20	25.656
85151100	Soldering irons and guns	15	284	74.417	78.797
85151910	Mach and app for soldering component on PCB/printed wiring boards	-	176	-	34.085
85151990	Other brazing/soldering machines and apparatus	1	905	94	38.882
85152100	Mach and app for resistance welding of metal, fully or partly automatic	107	7.553	6.100	294.363
85152900	Mach and app for resistance welding of metal, non-automatic	1.951	31.194	18.821	1.987.184
85153100	Mach and app for arc welding of metal, fully or partly automatic	161	37.546	17.498	3.905.376
85153910	AC arc welders, transformer type, non-automatic	700	17.382	350	410.219
85153990	Other machine and apparatus for arc welding of metals, not automatic	611	19.715	9.558	298.403
85158010	Electric mach & app for hot spraying of metals/sintered metal carbides	-	368	-	65.858
85158090	Other electric mach & app for hot spraying of metals/sintered metal carbides	166	44.664	1.931	2.174.562
85159010	Parts of AC arc welder, transformer type	44	2.236	1.681	144.944
85159020	Part of mach & app for soldering component on PCB/printed wiring boards	279	3.520	10.006	122.238
85159090	Other electric machines & apparatus	192	50.396	8.933	2.221.220
85161011	Water dispenser fitted only with water heater, for domestic use	4.488	47.121	5.351	81.758
85161019	Water dispenser fitted only with water heater, other than for domestic use	4.691	57.162	82.393	919.986
85161030	Electric immersion water heaters	-	7.151	-	111.066
85162100	Storage heating radiators	-	18	-	20
85162900	Heating apparatus; electric soil heating apparatus and space heating apparatus (excluding storage heating radiators)	768	52.110	19.904	575.244
85163100	Hair dryers	32	325	902	4.633
85163200	Hair-dressing apparatus; electro-thermic, other than hair dryers	58	567	791	5.744
85164010	Electric smoothing irons of kind designed to use steam from the industrial boilers	-	139	-	1.864
85164090	Other electric smoothing irons	983.926	9.062.643	12.870.687	113.943.062
85165000	Microwave ovens	16.693	27.959	484.315	571.852
85166010	Rice cooker	54.740	455.019	264.429	2.060.419
85166090	Other ovens; cookers, cooking plates, boiling rings,	60.616	2.413.935	464.752	16.172.103
85167100	Coffee or tea makers	1.859.021	14.699.105	24.519.465	188.177.011
85167200	Toasters	334	3.624	837	9.331
85167910	Kettles, electro-thermic appliances	-	2.765	-	31.763

Tabel 3 : Ekspor Indonesia menurut Komoditi ( Kode HS 8 digit )

November 2021

Kode H S	Uraian golongan barang	Berat bersih (Kg)		Nilai F.O.B. ( U S \$ )	
		Bulan ini	Kumulatif	Bulan ini	Kumulatif
(1)	(2)	(3)	(4)	(5)	(6)
85167990	Other electro-thermic appliances	22.019	225.014	689.314	6.414.851
85168010	Electric heating resistor for type-founding or type-setting	1	49	5.700	6.934
85168030	Electric heating resistors for domestic appliances	60	1.507	912	6.426
85168090	Other electric heating resistors	415	17.537	11.503	454.902
85169021	Sealed hotplates for domestic appliances	-	12	-	2.929
85169029	Sealed hotplates for other than domestic appliances	-	4.664	-	142.571
85169030	Part of goods of electric instantaneous or storage water heaters	-	134	-	547
85169090	Other part of goods of electric instantaneous	59.829	829.219	574.615	15.814.363
85171100	Line telephone sets with cordless handsets	46.359	1.149.870	1.145.084	28.640.128
85171200	Telephones for cellular networks or for other wireless	81.468	1.371.855	37.846.460	278.728.396
85171800	Telephone sets n.e.c. in item no. 8517.1	12.189	73.832	1.168.130	6.354.728
85176100	Base stations, apparatus for communication in a wired or	28	9.093	7.400	120.365
85176210	Radio transmitters and radio receivers of a kind used for	5.053	14.273	223.330	821.647
85176221	Control and adaptor units, including gateways and routers	400.160	3.786.282	37.249.105	320.104.483
85176229	Other units of automatic data processing machines other	22.099	114.620	6.226.647	28.264.944
85176230	Aparatus pemindah saluran teleponi atau telegrafi	168	269	37.348	46.809
85176241	Modems including cable modems and modem cards	197.546	2.966.059	20.495.744	268.979.045
85176242	Concentrators or multiplexers apparatus for carrier-current	106	1.576	19.501	208.195
85176249	Other apparatus for carrier-current line systems or	6.708	152.590	1.738.045	17.591.141
85176251	Wireless LANs	38	29.562	579.071	2.915.676
85176252	Transmission and reception apparatus of a kind used for	-	4	-	394
85176253	Other transmission apparatus for radio-telephony or	206	1.609	13.070	109.347
85176259	Other transmission apparatus incorporating reception	2.579	121.909	311.146	17.809.816
85176261	Other transmission apparatus for radio-telephony or	420	5.985	6.930	146.869
85176269	Other transmission apparatus for other than radio-telephony	9.920	13.238	68.244	556.801
85176291	Portable receivers for calling, alerting or paging	-	10.002	-	562.995
85176292	Portable receivers for calling, including pagers	31	252	330	100.941
85176299	Other portable receivers for calling, alerting or paging	123.166	1.772.317	17.288.581	229.501.257
85176900	Communication apparatus excl telp sets/base stations; machines for transmission/reception of voice, images/oth data incl wired/wireless networks, n.e.c. in item no. 8517.6	15.217	1.118.565	3.226.229	55.407.270
85177010	Part of control and adaptor units including gateways,	26.439	274.299	2.955.622	26.260.540
85177021	Part of transmission aparatus, portable receivers for	4.139	37.947	1.040.784	5.483.074
85177029	Oth part of transmission aparatus, portable receivers for	1.680	82.962	330.177	3.403.648
85177031	Part of other printed circuit boards, assembled	1.458	25.944	224.442	5.290.532
85177032	Part of other printed circuit boards, assembled	49	75	13.267	17.464
85177039	Part of other printed circuit boards, assembled	1.047	11.894	353.948	4.512.267
85177040	Part of Aerials or antennae of a kind used with apparatus	50	3.341	3.085	192.047
85177091	Part of other apparatus for transmission/reception of voice	-	11	-	1.547
85177092	Part of other apparatus for transmission/reception of voice	-	113	-	2.630
85177099	Other part of other apparatus for transmission/reception of	8.319	106.052	2.210.252	23.228.005
85181011	Microphones frequency range of 300 Hz-3,400 Hz,diameter	-	90	-	3.813
85181019	Other microphones, whether or not with their stands	5.136	32.488	117.857	772.555
85181090	other microphones and stands therefor	338	1.642	8.789	155.642
85182110	Box speaker type, single loudspeakers, mounted in	366.155	3.388.298	3.128.014	28.012.856
85182190	Other single loudspeakers, mounted in their enclosures	148.702	1.402.457	799.416	8.276.968
85182210	Box speaker type, multiple loudspeakers, mounted in	656.355	5.812.227	6.069.122	51.053.053
85182290	Other multiple loudspeakers, mounted in the same enclosure	24.978	179.978	233.781	1.530.957
85182920	Loudspeakers, without enclosure, frequency range of	11.686	128.304	163.400	1.716.119
85182990	Loudspeakers, whether or not mounted in their	948.642	9.486.651	6.435.545	58.377.289
85183010	Headphone	26.128	56.549	505.386	1.172.059
85183020	Earphone	6.805	60.890	641.468	3.561.143
85183040	Line telephone handsets	33.236	86.404	1.471.537	3.595.526
85183051	Other combined microphone/speaker sets :	982	4.826	61.420	207.717
85183059	Other combined microphone/speaker sets	7	104	6.182	16.170
85183090	Other headphones & earphones, combine or not w/ microphone	1.616	368.580	51.001	15.013.683
85184020	Audio-frequency electric amplifiers used as repeaters	5.257	47.166	246.019	2.089.362
85184040	Audio-frequency electric amplifiers,other in line telephone	9	188	3.164	7.337

Tabel 3 : Ekspor Indonesia menurut Komoditi ( Kode HS 8 digit )

November 2021

Kode H S	Uraian golongan barang	Berat bersih (Kg)		Nilai F.O.B. ( U S \$ )	
		Bulan ini	Kumulatif	Bulan ini	Kumulatif
(1)	(2)	(3)	(4)	(5)	(6)
85184090	Other audio-frequency electric amplifiers used as repeater	422.780	2.871.671	3.321.985	23.045.992
85185010	Electric sound amplifier sets	39.795	342.783	591.252	5.106.506
85185020	Other electric sound amplifier sets with loudspeakers,	-	5	-	220
85185090	Other electric sound amplifier sets with other power rating	37.608	275.973	1.473.898	14.230.120
85189010	Part of goods of subheading 8518.10.11, 8518.29.20,	8	2.100	496	60.567
85189020	Part of goods of subheading 8518.40.40	191	2.321	83.742	1.207.048
85189030	Part of goods of subheading 8518.21 or 8518.22	8.220	65.000	140.398	1.183.940
85189040	Part of goods of subheading 8518.29.90	1	5	2	24
85189090	Part of goods of other subheading 8518	63.473	804.444	759.612	19.088.358
85192010	Coins, tokens or disc operated record players	4	246	46	3.887
85192090	Other apparatus operated by coins, banknotes, bank cards,	3	64	3.765	7.899
85193000	Turntables (record-decks)	1	651	21	20.284
85198120	Cassette recorders, with built-in amplifiers & built-in	2	421	50	2.791
85198130	Compact disc players	715	9.111	9.254	132.722
85198149	Other transcribing machine	188	2.781	4.899	149.295
85198169	Other magnetic tape recorders incorporating sound	250	250	685	685
85198179	Other sound reproducing apparatus, cassette type for other than cinematography or broadcasting	0	0	170	197
85198199	Other apparatus using magnetic, optical or semiconductor for other than cinematography or broadcasting	1	101	124	1.268
85198912	Other cinematographic sound reproducers for film of a width of > 16 mm	-	5	-	477
85198920	Other record-players with or without loudspeakers	-	25	-	10.340
85198990	Other app using magnetic, optical or semiconductor media for other than cinematography or broadcasting	13	385	2.116	19.554
85211090	Magnetic tape-type video recording or reproducing apparatus for other than cinematography or television broadcasting	25	365	305	5.699
85219011	Laser disc players of a kind used in cinematography or television broadcasting	-	1	-	21
85219019	Laser disc players of other than cinematography or television broadcasting	10.394	318.861	369.061	9.953.919
85219099	Video recording / reproduce app oth than magnetic tape-type for other than cinematography or television broadcasting	415	8.393	4.320	100.346
85221000	Pick-up cartridges	9.623	174.262	202.198	7.264.523
85229030	PCB assemblies for cinematographic sound recorders or reproducers	-	19.284	-	234.259
85229040	Audio/video tapedecks and compact disc mechanisms	11.276	163.965	265.037	15.901.817
85229050	Audio/video reproduction heads, magnetic type; magnetic erasing heads and rods	111	1.435	11.112	132.067
85229091	Oth parts & accessories of cinematographic sound recorders/reproducers	40.139	492.364	14.047.473	151.597.103
85229093	Oth parts & accessories for sound/audiorecording/reproducing (magnetic/optical)	29	179	2.002	6.126
85229099	Oth parts & accessories for other sound or audio recording/reproducing	962	64.346	56.079	4.365.798
85232110	Magnetic media card, incorporating a magnetic stripe; unrecorded	69	719	1.353	25.725
85232190	Magnetic media card, incorporating a magnetic stripe; recorded	256	3.991	4.495	95.893
85232911	Magnetic computer tapes, width <= 4mm; unrecorded	-	9	-	195
85232919	Other magnetic tapes, width <= 4mm; unrecorded	16.584	146.076	155.700	1.377.633
85232929	Magnetic tapes (oth than video tapes) width <= 4mm; recorded	7	129	286	7.007
85232931	Magnetic computer tapes, 4mm < width <= 6,5mm; unrecorded	1	7	6	27
85232939	Other magnetic tapes, 4mm < width <= 6,5mm; unrecorded	-	9	-	92
85232943	Oth magnetic video tapes, 4mm < width <= 6,5mm; recorded	-	55	-	551
85232952	Magnetic video tapes, width > 6,5mm unrecorded	-	2	-	51
85232961	Magnetic tapes width > 6,5mm; recorded for storage media	-	32	-	3.182
85232969	Oth magnetic tapes, width > 6,5mm; recorded, for other purposes	0	12	419	1.719

Tabel 3 : Ekspor Indonesia menurut Komoditi ( Kode HS 8 digit )

November 2021

Kode H S	Uraian golongan barang	Berat bersih (Kg)		Nilai F.O.B. ( U S \$ )	
		Bulan ini	Kumulatif	Bulan ini	Kumulatif
(1)	(2)	(3)	(4)	(5)	(6)
85232971	Computer hard disc and diskette;unrecorded	23	20.754	519	66.586
85232979	Other magnetic discs; unrecorded	11	92	281	1.432
85232981	Magnetic disc for reproducing phenomenonot sound/image for computer;recorded	364	2.784	3.263	14.456
85232982	Magnetic disc for reproducing phenomenonot sound/image for other;recorded	-	7	-	2.000
85232983	Oth magnetic disc reproducing represent.by means of an auto. data process. mach	1	5	7.327	7.381
85232989	Other magnetic disc for other purposes	-	1	-	21
85232991	Magnetic media oth than disc forcomputer use;unrecorded	-	320	-	4.217
85232992	Magnetic media oth than disc foroth than computer use;unrecorded	-	3	-	25
85232995	Oth magnetic media reprod. sound/imageproprietary format storag media;not disc	-	1	-	35
85232999	Other magnetic media (not disc)	-	155	-	408
85234110	Optical media, unrecorded, forcomputer use	6	7.198	227	58.826
85234190	Optical media, unrecorded, forother use	64	1.338	2.098	66.980
85234911	Disc for laser reading systems forreproducing phenomena not sound/image	44	73	10.000	11.078
85234912	Educational, technical, scientific,historical/cultural disc;sound only	-	9	-	220.942
85234913	Other kind of disc; sound only	67	296	3.941	17.677
85234914	Disc for laser reading system for repro.represent. of instruct,data,sound,etc	29	573	1.468	100.726
85234919	Cinematographic film oth than newsreel,travelogues,and oth doc. films;optical	19	367	208	21.250
85234992	Oth disc for laser reading systems forreproducing sound only	-	1	-	1
85234993	Oth disc for laser reading systems forreproducing others	-	12	-	462
85234999	Oth disc for laser reading systems	217	828	1.131	782.049
85235111	Solid-state non-volatile storage devicessuitable for computer use;unrecorded	13	1.708	8.264	719.289
85235119	Solid-state non-volatile storage devicesfor other use;unrecorded	48	2.168	56.215	222.576
85235121	Solid-state non-volatile storage devicessuitable for computer use;recorded	10	45	12.068	29.667
85235129	Solid-state non-volatile storage devicesfor other use;recorded	1	31	10	516
85235130	Solid-state non-volatile storage devicesfor repro. data,sound/image,etc	-	246	-	9.123
85235199	Semi conductors of a kind suitable for other purpose	30	426	5.743	23.354
85235200	Smart cards	27.847	137.167	1.615.922	6.901.518
85235910	Proximity cards and tags;semiconductor	1.886	18.136	3.238	194.170
85235929	Oth semiconductor media,unrecorded,for other use	30	248	4.855	59.182
85235930	Oth semiconductor media,recordedreproducing phenomena not sound/image	-	8	-	468
85235940	Oth semiconductor media,recordedreproducing others	-	1	-	72
85235990	Other semiconductor media	1	1.729	7	5.762
85238040	Gramophone records;storage device	34	250	472	3.098
85238051	Oth solid-state non-volatil storage dev.;unrecorded,for computer use	-	8	-	74.945
85238059	Oth solid-state non-volatil storage dev.;unrecorded,for other use	1	54	10	23.678
85238091	Oth solid-state non-volatil storage dev.;recorded,reprod. not sound/image	-	381	-	514
85238092	Oth solid-state non-volatil storage dev.;recorded,reproducing others	0	11	10	52
85238099	Other solid-state non-volatilestorage device	184	3.217	31.422	331.280
85255000	Transmission apparatus	127	475	11.056	25.944
85256000	Transmission apparatus incorporatingreception apparatus	-	2.049	-	200.752
85258010	Web cameras	23.431	62.297	4.593.744	11.542.046
85258031	Video camera recorders,used inbroadcasting	271	7.180	165.800	2.326.487
85258039	Video camera recorders,used inother purposes	19.999	254.287	691.662	8.862.488

Tabel 3 : Ekspor Indonesia menurut Komoditi ( Kode HS 8 digit )

November 2021

Kode H S	Uraian golongan barang	Berat bersih (Kg)		Nilai F.O.B. ( U S \$ )	
		Bulan ini	Kumulatif	Bulan ini	Kumulatif
(1)	(2)	(3)	(4)	(5)	(6)
85258040	Television cameras	554	6.046	167.102	530.313
85258051	Digital single lens reflex (DSLR)	64	1.306	29.441	266.596
85258059	Digital camera other than DSLR	26.532	280.543	7.723.423	78.916.499
85261010	Radar app.,ground based,use in civilaircraft,used solely on sea-going vessel	695	2.111	10.612	37.300
85261090	Other radar apparatus	2	3.641	285	745.826
85269110	Radio navigational aid app.,use in civilaircraft,used solely on sea-going vessel	21	1.190	500	173.339
85269190	Other radio navigational aid apparatus	42.571	383.860	3.909.293	34.674.349
85269200	Radio remote control apparatus	257	22.810	14.294	606.109
85271200	Pocket-size radio cassette-players	13.998	281.239	480.703	6.295.665
85271310	Apparatus radio-broadcasting combined with sound recording/reproducing, portable	3.689	109.306	53.858	1.641.649
85271390	Apparatus radio-broadcasting combined with sound recording/reproducing, not portable	3	158	425	2.730
85271920	Apparatus radio-broadcasting combined without sound recording/reproducing, portable	29.558	506.826	508.875	8.608.530
85271990	Apparatus radio-broadcasting combined without sound recording/reproducing, not portable	1.798	5.583	4.700	35.779
85272100	Radio-broadcast receiver,use ext sourcepower combined with sound record app	85.173	1.401.576	3.466.812	51.607.127
85272900	Radio-broadcast receiver,use ext sourcepower not combined with sound record app	27.749	441.012	1.358.175	21.923.330
85279110	Oth radio-broadcast receiver,ext sourcepower combined w/ sound record;portable	-	1	-	142
85279190	Oth radio-broadcast receiver,ext sourcepower comb. w/ sound record;not portable	5.840	27.505	18.809	158.101
85279290	Oth radio-broadcast receiv not capable,w/o ext sourcepower,not combined sound record,comb. a clock,oth mains operated	-	10	-	125
85279920	Oth radio-broadcast receiv not capable,w/o ext sourcepower,uncombined with sound record&clock,mains operated	-	22	-	743
85279990	Oth radio-broadcast receiv not capable,w/o ext sourcepower,uncombined with sound record&clock,not mains operated	-	53	-	37.535
85284200	Cathode-ray tube monitors,capable of directly connencting&dessign. use automatic data processing machine of head 84.71	23	135	118	3.003
85284910	Color cathode-ray tube monitors,capable of directlyuse automatic data processing machine of head 84.71	5.485	15.473	152.210	371.649
85284920	Monochrome cathode-ray tube monitors,capable of directlyuse automatic data processing machine of head 84.71	15	69	763	8.874
85285200	Monitors; other than cathode-ray tube; capable of directly connecting to and designed for use with an automatic data processing machine of heading 84.71	50.189	862.375	1.598.007	28.522.385
85285910	Oth color monitors,capable of directly connencting&designeduse automatic data processing machine of head 84.71	198.966	1.506.266	7.406.778	63.498.419
85285920	Oth monochrome monitors,capable of directly connec.&desig,use automatic data processing machine of head 84.71	8	2.031	414	70.864
85286200	Projector,capable of directly connencting&designeduse automatic data processing machine of head 84.71	1	367	150	21.476
85286910	Other projector,having the capability of projecting onto a screen diagonally measuring 300 inches or more	-	3.484	-	257.630
85286990	Other projector,having the capability of projecting onto a screen diagonally measuring less 300 inches	614	6.406	19.166	118.578
85287111	Reception aprpratus for television,set top box which have a communication function,mains operated	75.707	1.428.303	4.632.543	75.202.012



Tabel 3 : Ekspor Indonesia menurut Komoditi ( Kode HS 8 digit )

November 2021

Kode H S	Uraian golongan barang	Berat bersih (Kg)		Nilai F.O.B. ( U S \$ )	
		Bulan ini	Kumulatif	Bulan ini	Kumulatif
(1)	(2)	(3)	(4)	(5)	(6)
85287119	Reception apparatus for television, set top box which have a communication function, not mains operated	18.337	99.992	2.442.495	12.538.416
85287191	Reception apparatus for television, other set top box which have a communication function, mains operated	14.537	178.452	513.711	4.680.842
85287199	Reception apparatus for television, other set top box which have a communication function, not mains operated	7	110	172	2.996
85287210	Other reception for TV, colour, battery operated	-	43	-	147
85287292	LCD, LED and other flat panel display type	4.568.452	46.875.671	115.928.156	1.333.671.485
85287299	Other reception for TV, colour, not battery operated	512	23.005	5.756	405.565
85287300	Reception apparatus for tv, with or not incorporating radio-broadcast receivers/sound/video recording/reproducing apparatus; incorporating a monochrome video display	4.708	39.305	85.147	375.468
85291021	Parabolic aerial reflector dishes for TV reception	329	4.854	60.529	76.421
85291029	Other parabolic aerial reflector dish for TV reception	21.986	32.370	384.607	4.924.184
85291030	Telescopic, rabbit & dipole antennae for TV, or radio receivers	47.843	772.319	510.738	4.125.111
85291040	Aerial filters and separators	3	71	84	2.617
85291092	Other aerials & aerial reflectors, used with transmission app. for radio-broadcast/TV	21.163	369.482	164.442	2.940.873
85291099	Other aerials & aerial reflector, used with transmission app. for other purposes	5.491	90.271	68.515	892.778
85299020	Part of decoder for use with transmission apparatus	2.364	6.103	87.502	249.579
85299040	Part of digital cameras/video camera recorders for use with transmission apparatus	939	9.579	125.131	1.525.785
85299051	Other printed circuit board; assembled, for transmission apparatus	2.657	2.821	126.492	172.317
85299052	Other printed circuit board; assembled, for radio-broadcast receiver	15.705	136.209	368.222	3.842.325
85299053	Other printed circuit board; assembled, for flat panel display monitor/projector	70.590	963.087	2.911.922	21.397.391
85299054	Other printed circuit board; assembled, for TV receivers	25.902	67.411	800.332	1.541.069
85299055	Other printed circuit board; assembled, for other monitor/projector	18.865	77.541	50.853	266.001
85299059	Other printed circuit board; assembled, for other monitor and projectors	2.476	19.138	2.351.264	11.339.042
85299091	Other printed circuit board; not assembled, for television receivers	49.006	1.633.006	2.363.499	32.420.188
85299094	Other printed circuit board; not assembled, for flat panel display	669.865	8.561.254	13.596.805	169.163.267
85299099	Other printed circuit board; not assembled, for other monitor and projectors	53.088	2.570.670	498.684	11.122.513
85308000	Electrical signaling, safety/traffic control for roads, inland waterways, parking facility, port install./airfields	-	11.538	-	22.941
85309000	Part of equipment railways, tramways, road, waterway, parking facilities, etc	-	31	-	5.089
85311010	Burglar alarms	28.330	330.513	3.075.311	37.209.320
85311020	Fire alarms	-	106	-	12.918
85311030	Smoke alarms; portable personal alarm (shrill alarm)	5	106	163	12.988
85311090	Other alarms and similar apparatus	54.782	441.347	1.999.291	13.932.307
85312000	Indicator panel incorporating LCD/LED	370.642	9.078.848	10.082.062	241.848.362
85318010	Electronic bells and other sound signalling apparatus	5.164	46.175	196.730	1.789.830
85318029	Flat panel displays other than vacuum fluorescent	39	1.390	914	47.098
85318090	Other electric sound/visual signalling apparatus	59.881	593.232	1.263.863	12.747.237
85319010	Parts including printed circuit assemblies, of panel indic., electric sound/visual signalling app, flat panel display	-	4	-	144
85319030	Part of other bells/sound signalling apparatus	-	1	-	3
85319090	Part of other electric sound or visual signalling apparatus	12.321	136.773	197.166	2.322.770
85321000	Fixed capacitor designed for use in 50/60Hz circuit, and having reactive power handling capacity >=0.5 kVar	-	61	-	4.786
85322100	Tantalum	18.581	190.573	17.244.747	170.403.386
85322200	Aluminium electrolytic	876.699	9.171.771	20.489.845	210.411.026
85322300	Ceramic dielectric, single layer	56.168	717.987	965.832	13.148.394

Tabel 3 : Ekspor Indonesia menurut Komoditi ( Kode HS 8 digit )

November 2021

Kode H S	Uraian golongan barang	Berat bersih (Kg)		Nilai F.O.B. ( U S \$ )	
		Bulan ini	Kumulatif	Bulan ini	Kumulatif
(1)	(2)	(3)	(4)	(5)	(6)
85322400	Ceramic dielectric,multi layer	664	6.206	12.059	372.088
85322500	Dielectric of paper or plastic	5.161	63.420	378.129	3.975.977
85322900	Electrical capacitors; fixed, n.e.c. in heading no. 8532	90.368	1.237.597	19.816.706	202.234.424
85323000	Variable/adjustable (pre-set) capacitors	405	32.796	11.470	136.512
85329000	Parts of fixed electrical capasitor	311	6.147	2.726	81.761
85331010	Fixed carbon resistors, composition/film type; surface mounted	21.738	418.040	31.799	299.656
85331090	Fixed carbon resistors, composition/film type; not surface mounted	95	3.576	7.454	201.234
85332100	Electrical resistors; fixed, for a power handling capacity not exceeding 20W (including rheostats and potentiometers but excluding heating resistors and carbon resistors)	293.811	2.672.389	11.825.316	110.711.580
85332900	Electrical resistors; fixed, for a power handling capacity exceeding 20W (including rheostats and potentiometers but excluding heating resistors and carbon resistors)	42.686	430.036	1.722.175	12.616.565
85333100	Wirewound variable resistors, rheostats & potentiometers for a power handling capacity <= 20W	-	21	-	3.621
85333900	Wirewound variable resistors, rheostats & potentiometers for a power handling capacity > 20W	-	60	-	1.589
85334000	Electrical resistors; variable, including rheostats and potentiometers (excluding heating)	66.878	786.998	1.673.114	18.498.047
85339000	Parts of fixed resistors	1.826	10.126	188.302	1.828.011
85340010	Printed circuits, single-sided	119.536	1.309.887	1.763.040	15.502.602
85340020	Printed circuits, double-sided	414	4.735	556.189	1.980.480
85340030	Printed circuits, multi-layer	36	11.078	17.815	1.720.834
85340090	Other printed circuits	7.942	88.417	1.339.689	15.054.971
85351000	Fuses, for a voltage > 1000V	14	572	2.515	35.376
85352110	Automatic circuit breakers for a voltage< 72,5 kV; moulded case type	6	6	260	260
85352120	Automatic circuit breakers for a voltage< 72,5 kV; earth leakage circuit breaker	-	121	-	5.152
85352190	Automatic circuit breakers for a voltage< 72,5 kV; other circuit breaker	884	4.958	68.768	295.516
85352990	Automatic circuit breakers for a voltage>= 72,5 kV other circuit breaker	196	228	838	887
85353019	Disconnecter having a voltage >= 36 kV	400	5.312	4.000	166.156
85353090	Isolating switch & make-and-break switches for a voltage of < 66 kV	511	143.721	2.306	1.698.446
85354000	Lightning arresters,voltage limiters and surge suppressors	1.661	15.248	318.879	2.285.279
85359010	Bushing and tap changer assemblies for electricity distribution/power transformers	1.117	21.364	38.244	887.524
85359020	Change-over switches of a kind used for starting electricmotors	-	7.251	-	197.253
85359090	Oth bushing,tap changer assembl and switches starting for electricity	36.857	309.507	193.198	1.812.898
85361011	Thermal fuses glass type: suitabel for use in electric fans	1	2	104	109
85361012	Thermal fuses glass type: other, for a current of < 16 A	1.008	7.132	42.626	257.323
85361013	Thermal fuses glass type: fuse blocks, of a kind used formotor vehicles	2.458	27.000	45.929	416.418
85361019	Oth thermal fuses glass type	20.098	203.472	951.180	6.503.619
85361091	Oth thermal fuses, suitabel for use in electric fans	0	0	1	1
85361092	Oth thermal fuses, other, for a current of < 16 A	-	65	-	2.472
85361093	Oth thermal fuses, fuse blocks, of a kind used formotor vehicles	76	2.744	2.308	81.396
85361099	Other fuses n.e c. in heading 85.36	397	7.365	4.210	185.402
85362011	Automatic circuit breakers; moulded case, for a current,of less than 16 A	322	980	15.006	22.538
85362012	Automatic circuit breakers; moulded case, for a current,>=16A but <=32A	81	648	5.820	23.412
85362013	Automatic circuit breakers; moulded case, for a current,>32A but <=1000A	958	19.415	36.906	422.826

Tabel 3 : Ekspor Indonesia menurut Komoditi ( Kode HS 8 digit )

November 2021

Kode H S	Uraian golongan barang	Berat bersih (Kg)		Nilai F.O.B. ( U S \$ )	
		Bulan ini	Kumulatif	Bulan ini	Kumulatif
(1)	(2)	(3)	(4)	(5)	(6)
85362019	Automatic circuit breakers; moulded case, for a current,>1000A	18.129	194.987	1.155.076	9.922.875
85362020	Automatic circuit breakers, kind incorporated into electrothermic domestic appliances of heading 85.16	197	2.879	4.171	81.106
85362091	Automatic circuit breakers, kind incorporated into electrothermic domestic appliance, other of a current < 16A	-	42	-	2.287
85362099	Automatic circuit breakers, kind incorporated into electrothermic domestic appliance, other of a current >= 16A	24	2.878	2.302	71.565
85363010	Lightning arresters for protecting electrical circuits	0	43	8	14.069
85363020	Electrical circuit protector used in radio equipment or in electric fans	-	1.954	-	27.608
85363090	Oth apparatus for protecting electrical circuits	110.202	916.098	1.884.849	15.665.556
85364110	Digital relays,voltage <= 60V	11.364	117.091	324.077	2.945.868
85364120	Relays used in radio equipment,voltage <= 60V	-	442	-	28.691
85364140	Oth relays,voltage <= 60V,a current <16A	34.428	385.014	947.620	10.899.461
85364191	Semiconductor/electro-magnetic relays <=28 V	82.481	858.309	2.958.365	28.806.794
85364199	Semiconductor/electro-magnetic relays >28 V	67.385	631.609	1.630.270	16.081.338
85364910	Digital relays,voltage > 60V	6.043	35.215	124.756	916.408
85364990	Other digital relays,voltage > 60V	295.856	3.501.661	6.078.415	71.324.952
85365020	Over-current and residual-current,automatic switches	39.945	424.530	888.262	8.790.034
85365032	High inrush switch used in electric fans or radio equipment	-	15	-	670
85365033	High inrush switch,of a rated current carrying capacity<16A	567	6.041	217.649	1.799.968
85365039	Other high inrush switches and commutators for stoves and ranges	556	14.425	27.876	692.540
85365040	Miniature switches suitable for rice cookers or toaster ovens	-	7	-	288
85365051	Electronic AC switch,voltage<=1000V, for a current < 16A	100	2.950	1.980	62.414
85365059	Electronic AC switch,voltage<=1000V, for a current >= 16A	70	483	5.967	19.583
85365061	Make&break switch used in domestic electrical wiring,<=500V,for a current < 16A	96.334	912.327	2.798.716	27.127.441
85365069	Make&break switch used in domestic electrical wiring,<=500Vfor a current >= 16A	21	422	60	5.390
85365095	Oth make&break switch,>500V,change-over switches; for starting elec.motors/fuse switches	125	5.517	4.534	255.133
85365099	Other make&break switch,>500V	260.037	2.513.728	12.317.593	117.511.242
85366110	Lamp holder used for compact lamps or halogen lamps	810	2.395	4.131	13.049
85366191	Lamp holder used for oth lamps,a current< 16A	-	53	-	2.293
85366199	Lamp holder used for oth lamps,a current>= 16A	13	285	569	12.246
85366911	Telephone plugs for a current < 16A	24	3.109	2.356	133.948
85366919	Telephone plugs for a current >= 16A	68	185.273	63	5.448.164
85366929	Audio/video & cathode ray tube socket for TV or radioreceiver,a current > 16A	2	5.345	116	163.140
85366932	Socket&plug for co-axial cable&printed circuits,for a current < 16A	406	2.232	116.117	445.527
85366939	Socket&plug for co-axial cable&printed circuits,for a current >= 16A	398	34.582	17.366	782.301
85366992	Oth Socket&plug for co-axial cable&printed circuits,for a current < 16A	162	13.605	1.318	151.956
85366999	Oth Socket&plug for co-axial cable&printed circuits,for a current >= 16A	32.595	973.324	1.332.331	33.600.634
85367010	Connector for optical fibres,optical fibres bundles or cables;ceramics	3	17.299	1.407	531.023
85367020	Connector for optical fibres,optical fibres bundles or cables;copper	-	1	-	579
85367090	Oth connector for optical fibres,optical fibres bundles or cables	5.388	51.327	851.711	7.905.067
85369012	Connection&contact elements for wires & cables;wafer probers;current < 16A	108	22.142	23.531	366.652
85369019	Connection&contact elements for wires & cables;wafer probers;current >= 16A	15.264	211.278	1.250.697	13.343.423
85369022	Junction boxes,for a current < 16A	-	3	-	334
85369029	Junction boxes,for a current >= 16A	13.367	127.933	374.698	3.615.224

Tabel 3 : Ekspor Indonesia menurut Komoditi ( Kode HS 8 digit )

November 2021

Kode H S	Uraian golongan barang	Berat bersih (Kg)		Nilai F.O.B. ( U S \$ )	
		Bulan ini	Kumulatif	Bulan ini	Kumulatif
(1)	(2)	(3)	(4)	(5)	(6)
85369032	Cable connector,connector/adaptor for co-axial cable,commutator,current<16A	23.542	346.706	2.496.752	37.444.578
85369039	Cable connector,connector/adaptor for co-axial cable,commutator,current>=16A	292.615	2.432.689	7.437.960	60.724.015
85369093	Telephone patch panels	-	12	-	1.022
85369094	Other cable connector,for a current < 16A	9.866	120.063	247.998	2.438.451
85369099	Other cable connector,for a current >= 16A	210.498	2.127.412	8.670.029	78.074.910
85371011	Control panel use in distributed controlsystem;voltage<1000V	16.042	79.061	235.194	1.993.497
85371012	Control panel fitted with a programmable processor;voltage<1000V	48	9.396	2.942	193.068
85371013	Control panel for AC,refrigerator,washing mach.,vacuum cleaner,mixer,water heater	449	6.334	68.741	623.028
85371019	Other control panel	29.520	1.300.567	1.384.640	29.964.215
85371020	Distribution board (incl back panels & back planes) used with auto data process. mach.,telp sets,transmiss. app.	507	5.843	26.604	99.404
85371030	Programmable logic controllers for auto-mach for transport handling&storages of dies for semiconductor device	82	1.201	2.422	183.324
85371091	Switchboard & control panels: used in radio equipment or electric fans	24.479	86.266	914.409	8.959.586
85371092	Switchboard & control panels: use in distributed control systems	429	233.098	408.944	10.251.744
85371099	Switchboard & control panels: use for other purposes	318.030	3.770.189	12.656.874	142.700.920
85372011	Switchboards incorporating electrical instruments forbreaking, connecting/protecting electrical circuit >=66 kV	15	2.245	29	212.553
85372019	Switchboards incorporating electrical instruments forbreaking, connecting/protecting electrical circuit < 66 kV	2.162	1.554.951	16.088	11.102.673
85372021	Control panels incorporating electrical instruments forbreaking, connecting/protecting electrical circuit >=66 kV	-	178	-	17.629
85372029	Control panels incorporating electrical instruments forbreaking, connecting/protecting electrical circuit < 66 kV	1	8.578	1.852	1.107.765
85372090	Oth board for electrical control for voltage< 1000 volt	296.931	2.871.359	5.903.158	56.359.500
85381011	Parts of programmable logic controllers for auto-mach for transpot for semiconductor device, voltage <=1000V	-	20	-	4.941
85381012	Part of programable logic controller used in radioequipment,vaoltage <=1000V	-	0	-	20
85381019	Other part of programable logic controller used in radioequipment,vaoltage <=1000V	32.315	136.128	301.874	1.551.778
85381021	Parts of programmable logic controllers for auto-mach for transpot for semiconductor device, voltage >1000V	6.454	6.603	7.498	9.565
85381029	Other part of programable logic controller used in radioequipment,vaoltage >1000V	312	6.270	20.728	529.846
85389011	Part including printed circuit assmbly of telp plug;connect&contact element, wire & cable, voltage <=1000V	539	2.416	88.546	138.653
85389012	Part of switch,socket&plug for coaxial cable, etc oth apparatus,voltage <=1000V	35.477	398.828	843.280	8.258.432
85389013	Part of distribution boards,voltage <=1000V	27.248	157.232	2.529.193	25.712.091
85389019	Oth part of electric switch,socket&plug, voltage<= 1000V	90.871	1.144.296	4.868.505	55.053.908
85389020	Oth part including printed circuit assmbly of telp plug;connect&contact; voltage>1000V	23.091	492.637	366.220	9.876.976
85391010	Sealed beam lamp units for motor vehicles	4.314	63.965	69.878	1.026.610
85391090	Sealed beam lamp units for others	1.487	13.196	62.080	425.523
85392120	Tungsten halogen used in medical equipment	503	4.404	15.390	39.023
85392130	Tungsten halogen used for motor vehicles	177	1.017	5.161	37.455
85392140	Other reflector lamp bulbs of tungsten halogen	89	109	1.332	1.449
85392190	Other tungsten halogen	348	751	3.039	9.815
85392231	Other reflector lamp bulbs,used in decorative illumination,power <= 60 W	7	2.816	877	20.482
85392232	Other reflector lamp bulbs,used in decorative illumination,power > 60 W	2	163	30	263

Tabel 3 : Ekspor Indonesia menurut Komoditi ( Kode HS 8 digit )

November 2021

Kode H S	Uraian golongan barang	Berat bersih (Kg)		Nilai F.O.B. ( U S \$ )	
		Bulan ini	Kumulatif	Bulan ini	Kumulatif
(1)	(2)	(3)	(4)	(5)	(6)
85392233	Other reflector lamp bulbs,for domestic lighting,power<=200W & voltage>100V	125	1.314	244	2.093
85392239	Other reflector lamp bulbs, power<=200W & voltage>100V	316	6.601	4.976	39.469
85392291	Oth filament lamp,excl ultra-violet/infra-red halogen,power<=200W&>100V,used decorative illumination,power<=60W	1	1	10	10
85392293	Oth filament lamp,excl ultra-violet/infra-red halogen,power<=200W&>100V,for domestic lighting	-	274	-	1.954
85392299	Oth filament lamp,excl ultra-violet/infra-red halogen,power<=200W&>100V	109	1.737	9.847	36.403
85392919	Operation theatre lamps, not used in medical equipment	5	16	113	197
85392920	Oth filament lamp,excl ultra-violet/infra-red, use motorvehicles	7.409	137.719	72.410	1.515.329
85392930	Oth filament lamp,excl ultra-violet/infra-red, for otherreflector lamp bulbs	80	1.506	1.146	47.420
85392941	Flashlight bulbs:miniature indicator bulbs, rated up to 2.25V, suitable for medical equipment	66	866	13.910	116.021
85392949	Other flashlight bulbs:miniature indicator bulbs, rated up to 2.25V	2	2.618	3.260	6.692
85392960	Oth filament lamps,exc tungsten halogen,oth have capacity, <=200W and voltage <=100V	105	1.649	1.253	17.496
85392990	Oth filament lamps,exc tungsten halogen,oth have capacity, >300W	370	1.926	8.340	74.131
85393110	Tubes for compact fluorecent lamps of fluorecent, hot cathode, excl UV lamps	-	3	-	0
85393120	Straight tubes for oth fluorecent lamps,hot cathode, excl UV lamps	12	460	170	7.750
85393130	Compact fluorecent lamps with built-in ballasthot cathode, excl UV lamps	13	748	283	9.430
85393190	Oth fluorecent,hot cathode, discharge lamps, excl UV lamps	2.354	36.511	5.712	107.544
85393200	Mercury/sodium vapour lamps;metal halidelamps excl UV lamps	-	270	-	5.540
85393990	Other discharge lamps, other than UV lamps, cold cathode types	1.074	8.362	36.589	284.117
85394100	Arc lamps	5.316	76.306	3.081.709	40.160.488
85394900	Ultra-violet/infra-red lamps	4.663	55.485	74.533	562.118
85395000	Light-emitting diode (LED) lamps	17.177	107.558	234.388	1.530.750
85399010	Aluminium end cap for fluoresc lamp; aluminium screw caps for incandescent lamps	-	1.228	-	12.622
85399020	Parts of aluminium end for fluorescen lapmps; of kind used for motor vehicles	1.396	5.650	29.875	86.069
85399090	Oth parts of aluminium end for fluorescen lapmps; of kind used for motor vehicles	559	5.936	73.425	509.103
85401100	Color cathode-ray television picture tubes including video monitor cathode-ray tube	-	39	-	120
85401200	Monochoime cathode-ray television picture tubes including video monitor cathode-ray tube	-	1	-	25
85404090	Data/graphic display tubes,monochrome, of heading 85.25	2.251	2.255	20.898	21.013
85407100	Magnetrons	-	2	-	105
85407900	Microvawe tubes, not magnetrons, excl grid-controlled tubes	1	79	66	30.028
85408100	Receiver/amplifier valves and tubes	-	90	-	24.273
85408900	Valves and tubes; n.e.c. in heading no. 8540	-	5	-	4.659
85409990	Other parts of thermionic,cold cathode orphoto-cathode,valves and tubes	41	1.279	1.966	85.079
85411000	Diodes, other than photosensitive/light emitting diodes	1.003	35.480	1.864.668	10.908.245
85412100	Transistor oth than photosensitive with a dissipation rate of <1 W	329	16.781	55.148	385.119
85412900	Transistor oth than photosensitive with a dissipation rate of >=1 W	2.615	20.842	375.801	5.188.578
85413000	Thyristors,diacs and triacs,other photosesintive devices	-	5	-	21
85414010	Light emitting diodes	8.420	84.362	2.381.859	29.496.783

Tabel 3 : Ekspor Indonesia menurut Komoditi ( Kode HS 8 digit )

		November 2021			
Kode H S	Uraian golongan barang	Berat bersih (Kg)		Nilai F.O.B. ( U S \$ )	
		Bulan ini	Kumulatif	Bulan ini	Kumulatif
(1)	(2)	(3)	(4)	(5)	(6)
85414021	Photovoltaic cells, not assembled	-	9	-	1.776
85414022	Photovoltaic cells, assembled in modules or made up into panels	795.241	2.907.922	4.736.071	17.493.699
85414029	Oth photocells, including photodiodes & phototransistors	24	11.465	3.146	31.936
85414090	Oth photosensitive semiconductor devices	27.059	513.674	2.097.777	19.097.679
85415000	Electrical apparatus; photosensitive semiconductor devices n.e.c. in heading no. 8541, incl. photovoltaic cells, whether / not assembled in modules or made up into panels	669	43.154	3.156.351	38.142.097
85416000	Mounted piezo-electric crystals	2.808	29.940	4.579.328	46.737.892
85419000	Parts of diodes, transistors & similar; photosensitive semiconductor devices	5.453	110.707	217.029	2.213.457
85423100	Processor & controller of electronics integrated circuits	69.730	804.434	10.426.802	101.761.612
85423200	Memories of electronic integrated circuits	3.254	17.943	2.713.536	18.960.108
85423300	Amplifiers of electronic integrated circuits	791	13.975	367.833	2.622.392
85423900	Electronic integrated circuits; n.e.c. in heading no. 8542	37.147	402.290	17.567.536	174.135.842
85429000	Parts of electronic integrated circuits	40.862	536.991	4.228.570	43.854.682
85431000	Particle accelerators of electrical machines and apparatus	-	13	-	1.467
85432000	Signal generators of electrical machines and apparatus	23	522	1.067	47.561
85433020	Wet processing equipment for the application by immersion of chemical/electrochemical solutions	1	2.402	37	1.683
85433090	Oth machine and apparatus for electroplating, electrolysis or electrophoresis	89	7.737	2.214	52.302
85437010	Electric fence energisers	46	115	1.169	6.321
85437020	Remote control apparatus, oth radio remote control apparatus	317.960	4.395.692	9.129.706	136.386.746
85437030	Electrical machines with translation/dictionary functions	-	408	-	41.774
85437040	Equipment/machine for removal dust particle & curing material by UV light for mfg of printed circuit boards	78	1.231	7.592	38.385
85437090	Oth equipment/machine for removal dust particle & curing material by UV light for mfg of printed circuit boards	155.339	625.286	46.374.887	86.147.715
85439010	Parts of particle accelerators or signal generators	-	3	-	957
85439090	Parts of oth electrical machines and apparatus, having individual functions	52.736	592.534	10.364.046	107.329.202
85441120	Winding wire of copper, with an outer coating/covering of, paper, textile/poly(vinyl chloride)	1.802.916	19.949.032	15.053.089	151.398.937
85441130	Winding wire of copper, with an outer coating/covering of, lacquer	782	6.429	58.537	284.766
85441140	Winding wire of copper, with an outer coating/covering of, enamel	315.595	4.619.372	3.615.351	48.991.436
85441190	Winding wire of other than copper	16.088	201.085	312.848	2.839.994
85441900	Insulated electric conductors; winding wire, (of other than copper)	27.049	309.963	2.350.846	19.253.240
85442011	Co-axial cable & oth co-axial electric conductor, fitted with connector; <=66kV; insulated with rubber/plastic	2.690	92.007	109.239	7.835.959
85442019	Co-axial cable & oth co-axial electric conductor, fitted not with connector; <=66kV; insulated with rubber/plastic	114.387	1.187.910	1.454.371	15.174.824
85442021	Co-axial cable & oth co-axial electric conductor, not fitted with connector; <=66kV; insulated with rubber/plastic	893	10.245	26.938	309.811
85442029	Co-axial cable & oth co-axial electric conductor, not fitted not with connector; <=66kV; insulated with rubber/plastic	13.075	406.955	360.140	7.931.079
85442031	Co-axial cable & oth co-axial electric conductor, fitted with connector; >66kV; insulated with rubber/plastic	-	2.420	-	22.318
85442039	Co-axial cable & oth co-axial electric conductor, fitted not with connector; >66kV; insulated with rubber/plastic	207	21.816	19.478	212.060
85442049	Co-axial cable & oth co-axial electric conductor, not fitted not with connector; >66kV; insulated with rubber/plastic	49	4.515	8.255	28.107
85443012	Wiring harness for motor vehicle; for used vehicles of head 87.02, 87.03, 87.04/84.11; insulate with rubber/plastic	1.618.068	16.049.201	33.080.015	310.467.461

Tabel 3 : Ekspor Indonesia menurut Komoditi ( Kode HS 8 digit )

November 2021

Kode H S	Uraian golongan barang	Berat bersih (Kg)		Nilai F.O.B. ( U S \$ )	
		Bulan ini	Kumulatif	Bulan ini	Kumulatif
(1)	(2)	(3)	(4)	(5)	(6)
85443013	Wiring harness for motor vehicle; for used vehicles of exclhead 87.02,87.03,87.04/84.11;insulate with rubber/plastic	546.902	6.489.314	15.148.045	153.335.044
85443014	Wiring harness for motor vehicle; for used vehicles of head87.02,87.03,87.04/84.11;not insulate with rubber/plastic	287	10.477	2.886	409.493
85443019	Wiring harness for motor vehicle; for used vehicles of exclhead 87.02,87.03,87.04/84.11;not insulate w rubber/plastic	1.834.024	18.577.557	42.752.116	410.445.774
85443091	Ignition wiring sets,not wiring set,used in vehicle,aircraft/ship;insulate rubber/plastic	142	4.410	3.355	347.127
85443099	Ignition wiring sets,not wiring set,used in vehicle,aircraft/ship; no insulate rubber/plastic	14.250	55.541	394.140	3.053.205
85444211	Submarine telephone/telegraph/radio relay cablesfitted with connectors; voltage <= 80 V	17	166	472	16.176
85444213	Electric conductor with connectors for telecommunication used, voltage <=80V, insulated with rubber, plastic/paper	20.986	107.024	354.618	1.773.562
85444219	Electric conductor with connectors for telecommunication used, voltage<=80V, not insulated with rubber,plastic/paper	200.680	2.476.754	3.495.185	43.650.850
85444221	Telephone, telegraph, radio relay cable submarine,fitted with conector;80V<voltage<=1000V	-	42	-	2.480
85444223	Electric conductor with connectors for telecommunication used, 80V<voltage<=1.000V,inslted with rubber,plastic/paper	1.274	15.853	341.683	4.156.690
85444229	Electric conductor with connectors for telecommunication used 80V<volt<=1.000V,not inslted with rubber,plastic/paper	98.953	1.044.237	1.360.788	14.326.054
85444232	Battery cables,insulate with rubber/plasticfor vehicle 8702,8703,8704/8711, 80V<voltage<=1.000V	1	16	18	1.228
85444233	Battery cables,insulate with rubber/plastic for other thanvehicle 8702,8703,8704/8711, 80V<voltage<=1.000V	112	754	4.196	22.714
85444239	Battery cables,not insulate with rubber/plastic forother than vehicle 8702,8703,8704/8711, 80V<voltage<=1.000V	14	1.393	1.000	90.069
85444294	Other electric cables insulated with plastic,having a core diameter <=5 mm	24.386	89.008	109.026	714.325
85444295	Other electric cables insulated with plastic,having a core diameter >5 mm and <=19.5 mm	2.253	15.927	57.447	468.550
85444296	Other electric cables insulated with plastic, diameter> 19.5 mm	1.168	78.061	106.821	592.492
85444297	Other electric cables insulated with paper/rubber	278.243	2.700.305	2.723.857	31.182.047
85444298	Flat data cables having two lines or more	100	113	500	920
85444299	Other electric cables other than insulated with plastics, paper/rubber, diameter> 5 mm	254.598	2.243.111	8.955.921	61.902.443
85444911	Submarine telephone/telegraph/radio relay cablesnot fitted with connectors; voltage <= 80 V	-	2	-	375
85444913	Oth electric conductor, not fitted connector,insulated withrubber,paper/plastic for used telcomnication, voltage <=80V	19	695	745	39.666
85444919	Oth electric conductor, not fitted connector,not insulated for used telecommunication, voltage <=80V	240	8.448	12.371	397.691
85444921	Shielded wire for manufactur of auto-wiring harnesses, not for telecommunication, <=80 v	87.435	373.978	1.546.962	5.518.950
85444922	Electrical cables insulated with plastic diameter<=19.5 mm,not use for telecommunication, voltage <=80V	6.100	542.603	80.037	9.270.613
85444923	Electrical cables insulated with plastic diameter<=19.5 mm,for oth electric cables insualated with plastic	-	3	-	165
85444924	Electrical cables insulated with plastic diameter<=19.5 mm,for oth, insulated with rubber,plastic/paper	-	12.881	-	71.161
85444929	Electrical cables insulated with plastic diameter>19.5 mm,not use for telecommunication, voltage <=80V	19.723	68.824	124.790	717.229
85444932	Oth electric conductor, not fitted connector,insulated withplastic for used telcomnication, 80V< voltage <= 1.000V	-	3.096	-	2.614

Tabel 3 : Ekspor Indonesia menurut Komoditi ( Kode HS 8 digit )

November 2021

Kode H S	Uraian golongan barang	Berat bersih (Kg)		Nilai F.O.B. ( U S \$ )	
		Bulan ini	Kumulatif	Bulan ini	Kumulatif
(1)	(2)	(3)	(4)	(5)	(6)
85444939	Oth electric conductor, not fitted connector,insulated with material for used telecommunication, 80V< voltage <=1kV	1.788.468	19.994.442	15.796.415	162.526.272
85444941	Cable insulated with plastics, not fitted connectorfor not used telcomnication, 80V< voltage <= 1.000V	114.877	1.504.126	973.053	12.256.588
85444942	Oth electric conductor, not fitted connector,insulated withrubber, paper/plastics for not used telec, 80V<volt <=1000V	28.885	245.319	222.209	1.788.510
85444949	Oth electric conductor, not fitted connector,insulated with material oth than telecommunication, 80V< voltage <=1kV	189.988	2.248.161	1.595.868	15.266.103
85446011	Cables insulated with plastics, diameter <= 22,7 mm,1 kV<voltage<=36 kV	-	2.340	-	37.933
85446012	Oth electric conductors, insulated with rubber, plastics/paper, 1 kV<voltage<=36 kV	-	44.641	-	311.214
85446019	Oth electric conductors, not insulated, 1 kV<voltage<=36 kV	178.689	2.529.392	1.132.258	14.393.425
85446029	Oth electric conductors,not insulated,36 kV<voltage<=66 kV	67	129.761	1.600	2.755.039
85446039	Oth electric conductors, not insulated, voltage >66 kV	8.860	13.545	35.677	61.821
85447010	Optical fibre cable of telephone, telegraph, radio relay cables,submarine	-	1.732.372	-	15.610.460
85447090	Other optical fibre cables	83.842	271.578	801.284	4.383.092
85451100	Electroda of graphite/oth carbon, used for furnaces	-	59.724	-	149.192
85451900	Electroda of graphite/oth carbon, used not for furnaces	186.430	1.864.713	299.606	2.878.642
85452000	Carbon brushes of graphite/oth carbon, for electrical purposed	36	315	1.810	19.100
85459000	Lamp carbons,battery carbons & oth article of graphite/oth carbon,with or w/o metal for electrical purposes	54.427	207.911	1.056.394	3.488.796
85461000	Electrical insulators of glass	-	9.285	-	77.125
85462010	Transformer bushing& circuit breaker insulators,of ceramics	10	524	2.601	19.810
85462090	Electrical insulators of any material other than glass and ceramics	778	25.380	1.720	38.963
85469000	Electrical insulators; other than of glass and ceramics	18.291	210.877	122.801	1.595.949
85471000	Insulating fitting for electrical mchines, appliances/equipment; of ceramics	1	112	136	9.240
85472000	Insulating fitting for electrical mchines, appliances/equipment; of plastic	887	115.977	9.360	1.502.545
85479090	Other insulating fittings for electrical mchines,appliances/equipment,being fitting wholly of insulating material apart	977	169.462	12.898	463.064
85481019	Lead acid scrap storage batteries, drained/undrained, of 6V and 12V electric accumulators of height >=23cm	-	10	-	24
85481020	Waste & scrap contain mainly iron of primary cells/primary batteries and electric accumulators	-	2	-	180.701
85481091	Waste & scrap of primary cells, primary batteries&electric accumulators of oth primary cells and primary batteries	297	1.488	534	2.033
85481099	waste and scrap containing other primary cells,primary batteries, and electric accumulator of used in aircraft	4.592	81.443	19.976	159.501
85489010	Image sensors contact type copmrising a photo-conductive sensor element,an electric charge storage cendenser,	29	215	7.955	81.541
85489020	Printed circuit assemblies including such assemblies for external connections	78.096	561.439	1.313.764	9.607.101
85489090	other waste and scrap of other primary cells,primary batteries, and electric accumulator of used in aircraft	1	128.615	17.042	182.481
86031000	Self-propelled railway or tramway coaches, van and truck of powered from external source of electricity	-	24	-	918
86050000	Railway/tramway passenger coach&oth special purpose railwayor tramway coaches not self-propelled	-	6.806	-	19.092
86061000	Tank wagons and the like	9.210	9.210	86.000	86.000
86069900	Railway or tramway goods vans and wagons; n.e.c. in heading no. 8606, not self-propelled	-	3.000	-	5.204
86071900	Axles and wheels, and parts thereof	246.398	4.603.449	418.770	7.373.643
86072100	Air brakes and parts thereof	450	470	5.826	5.876



Tabel 3 : Ekspor Indonesia menurut Komoditi ( Kode HS 8 digit )

November 2021

Kode H S	Uraian golongan barang	Berat bersih (Kg)		Nilai F.O.B. ( U S \$ )	
		Bulan ini	Kumulatif	Bulan ini	Kumulatif
(1)	(2)	(3)	(4)	(5)	(6)
86072900	Brakes and parts thereof other than air brakes	-	34	-	3.393
86073000	Hooks & oth coupling devices, buffers, and parts thereof	-	69	-	79
86079900	Railway or tramway rolling stock; parts n.e.c. in heading no. 8607	21.912	265.511	518.219	5.897.918
86080020	Electro-mechanic equip of railway/tramway track fixtures,fitting, mechanic signaling,safety/traffic control equipment	-	115	-	10.279
86080090	non electro-mechc equip of railway/tramway track fixtures,fitting, mechanic signaling,safety/traffic control equipment	-	386	-	10.091
86090010	Containers of metal,designed&equipped for carriage by one/more modes of transport	1.177.293	7.590.197	449.081	3.890.979
86090090	Containers of oth material,designed&equipped for carriage by one/more modes of transport	8.119	937.252	45.963	3.659.642
87011011	Single axle tractor of power <=22.5kW,whether or not electricity for agricultural use	103.133	164.778	514.379	895.177
87011019	Single axle tractor of power <=22.5kW,whether or not electricity for other than agricultural use	30	20.352	60	10.140
87011091	Single axle tractor of power >22.5kW,whether or not electricity for agricultural use	1.948	3.123	5.450	9.250
87011099	Single axle tractor of power >22.5kW,whether or not electricity for other than agricultural use	-	229	-	113
87012099	Road tractors for semi-trailers, used goods, not ckd	8.800	34.190	2.000	126.499
87019110	Agriculture tractors of engine power <=18kW	2.497	51.980	8.871	183.558
87019190	Other tractors of engine power <=18kW	140	156	200	240
87019210	Agriculture tractors of engine 18kW>power<=37kW	1.218.313	9.345.856	11.552.159	91.904.895
87019290	Other tractors of engine 18kW>power<=37kW	-	428	-	450
87019310	Agriculture tractors of engine 37kW>power<=75kW	174.738	1.430.617	1.608.104	13.766.386
87019410	Agriculture tractors of engine 75kW>power<=130kW	100	100	100	100
87019510	Agriculture tractors of engine power > 130kW	600	64.033	2.300	627.473
87021010	Motor cars(incl stretch limousine)for transport>=10 person,diesel/semi-diesel, ckd	2.700	7.300	12.600	67.469
87021042	Motor coach,bus/minibus,for transport>=10 person, g.v.w.> 24 t, diesel/semi-diesel, ckd	-	129.600	-	973.120
87021049	Motor coach,bus/minibus,for transport>=10 person, g.v.w.> 18 t but <=24 t,diesel/semi-diesel, ckd	-	3.990	-	25.084
87021050	Other motor vehicles for the transport >= 10 persondiesel/semi-diesel, ckd	1.895	16.965	2.500	70.419
87021060	Motor cars(incl stretch limousine)for transport>=10 person,diesel/semi-diesel, ckd	-	1.854.376	-	24.717.200
87021089	Other motor coach,bus/minibus,for transport >=10 person,g.v.w.> 18 t but <=24 t,diesel/semi-diesel, not ckd	-	1.300	-	102.500
87024079	Oth motor coaches, buses/minibusesof a g.v.w.<24t, Electric motor for propulsion, Not CKD	-	12.085	-	202.223
87031090	Oth than, Golf cars vhlc specially designe transport of persons	3.495	40.545	26.250	212.299
87032130	Vans, gasoline of cilynder <1000cc, CKD	-	73.700	-	239.964
87032142	All-Terrain Vehicles (ATV), gasoline of cilynder <1000cc, Not CKD	1.710	1.980	16.442	35.899
87032159	Oth motor car(Station Wagon&sport cars) of Not 4WDgasoline of cilynder <1000cc, Not CKD	3.749.765	33.828.595	34.110.817	248.823.998
87032190	Vans, gasoline of cilynder <1000cc, Not CKD	186.480	2.824.038	1.022.112	15.233.255
87032217	sedan, gasoline of a cylinder 1,000 < cc <= 1,500, CKD	-	6.250	-	25.643
87032229	Other motor car (Station Wagon&sport cars) Not of 4WDgasoline of a cylinder 1,000 < cc <= 1,500, CKD	1.265.645	9.730.910	7.931.682	69.008.560
87032247	sedan, gasoline of a cylinder 1,000 < cc <= 1,500, Not CKD	-	61.585	-	595.826
87032259	Oth motor car (Station Wagon&sport cars) of Not 4WDgasoline of a cylinder 1,000 < cc <= 1,500, Not CKD	12.182.339	142.760.865	104.149.708	1.225.234.670
87032290	Vans, gasoline of a cylinder 1,000 < cc <= 1,500, Not CKD	1.603.500	15.250.587	15.917.050	148.843.942
87032321	sedan, gasoline of a cylinder 1,500 < cc <= 1,800, CKD	-	8.320	-	36.858
87032322	sedan, gasoline of a cylinder 1,800 < cc <= 2,000, CKD	1.500	1.500	2.100	2.100
87032324	sedan, gasoline of a cylinder >2,500cc, CKD	1.520	3.040	12.500	16.189

Tabel 3 : Ekspor Indonesia menurut Komoditi ( Kode HS 8 digit )

November 2021

Kode H S	Uraian golongan barang	Berat bersih (Kg)		Nilai F.O.B. ( U S \$ )	
		Bulan ini	Kumulatif	Bulan ini	Kumulatif
(1)	(2)	(3)	(4)	(5)	(6)
87032333	Other motor cars (Station Wagon&sport cars) of 4WDgasoline of a cylinder 2,000 < cc <= 2,500, CKD	-	3.000	-	9.924
87032342	Vans, gasoline of a cylinder >2000cc, of Not 4WD, CKD	-	2.710	-	167.400
87032355	Sedan, gasoline of a cylinder 1,500 < cc <= 1,800, Not CKD	-	65	-	1.951
87032361	Other motor cars Station (Wagon&sport cars) of 4WD gasoline of a cylinder 1,500 < cc <= 1,800, Not CKD	-	8.500	-	54.229
87032365	Oth motor car(Station Wagon&sport cars) of Not 4WDgasoline of a cylinder 1,500 < cc <= 1,800, Not CKD	10.794.084	73.318.375	88.912.912	603.616.648
87032367	Oth motor car(Station Wagon&sport cars) of Not 4WDgasoline of a cylinder 2,000 < cc <= 2,500, Not CKD	146.170	3.178.335	1.473.916	30.741.548
87032368	Oth motor car(Station Wagon&sport cars) of Not 4WDgasoline of a cylinder >2,500cc, Not CKD	7.144.685	59.732.355	80.900.029	685.238.438
87032373	Vans, of 4WDgasoline of a cylinder 2,000 < cc <= 2,500, Not CKD	-	2.700	-	3.000
87032374	Vans, of 4WDgasoline of a cylinder >2,500cc, Not CKD	2.960	2.960	8.750	8.750
87032449	Sedan, gasoline of a cylinder >3000cc, of Not 4WD, Not CKD	-	15.059	-	953.311
87032459	Oth motor car(Station Wagon&sport cars) of Not 4WDgasoline of a cylinder >3000cc, Not CKD	-	3.640	-	26.000
87032469	Other than wagon,sport car & vans, of Not 4WDgasoline of a cylinder >3000cc, Not CKD	3.900	3.900	22.000	22.000
87033117	Sedan, diesel of cylinder <1500cc, CKD	-	960	-	7.000
87033129	Other motor cars (Station Wagon&sport cars) of Not 4WDDiesel of cylinder <1500cc, CKD	700	6.780	877	16.759
87033221	Sedan, diesel of cylinder 1,500 < cc <=1,800, CKD	-	1.800	-	46.575
87033222	Sedan, diesel of cylinder 1,800 < cc <=2,000, CKD	-	1.770	-	44.955
87033223	Sedan, diesel of cylinder > 2,000, CKD	-	2.000	-	12.309
87033232	Other motor cars (Station Wagon&sport cars) of 4WDDiesel of cylinder 1,800 < cc <=2,000, CKD	-	6.600	-	18.500
87033273	Other motor cars (Station Wagon&sport cars) of 4WDDiesel of cylinder > 2,000, Not CKD	-	7.390	-	105.289
87033276	Oth motor car(Station Wagon&sport cars) of Not 4WDDiesel of cylinder > 2,000cc, Not CKD	-	21.960	-	185.920
87033281	Vans of 4WDDiesel of cylinder 1,500 < cc <=1,800, Not CKD	-	800	-	3.293
87033332	Other motor cars (Station Wagon&sport cars) of 4WDDiesel of cylinder > 3,000cc, CKD	-	15.240	-	72.000
87033371	Other motor cars (Station Wagon&sport cars) of 4WDDiesel of cylinder 2,500 < cc <= 3,000, Not CKD	-	10.890	-	229.045
87034047	Hearses gasoline hybrid-eng can't be charged, cylinder capacity > 3,000cc, Not CKD	-	90.000	-	189.900
87034065	Sedan gasoline hybrid-eng can't be charged, 2,000cc<cylinder capacity<=2,500cc,Not CKD	-	7.500	-	29.725
87034068	Sedan gasoline hybrid-eng can't be charged, cylinder capacity>3000cc,of Not 4WD, Not CKD	-	2.055	-	4.127
87035096	Vans of 4WD diesel hybrid-eng can't be charge,2,500<cc<=3,000, Not CKD	-	23.784	-	44.126
87036023	Oth motor cars (Station Wagon&sport car) of 4WD hybrid-eng can be charged,1,500<cc<=1,800, CKD	-	2.500	-	15.133
87038097	Sedan, electric vehicles designed for person, not CKD	-	1.620	-	23.050
87038098	Other electric vehicles designed for person incl sta wagon & sports cars, but not vans, not CKD	-	3.500	-	23.060
87038099	Other electric vehicles designed for person, not CKD	-	1.670	-	19.362
87039098	Other motor vehicles designed for person incl sta wagon & sports cars, but not vans, not CKD	-	1.240	-	11.000
87039099	Other other motor vehicles designed for person, not CKD	-	1	-	4
87041013	Motor vehicles for transport of good design for off-highway usewith g.v.w. < 5 t, CKD	31.500	598.170	70.350	1.102.401
87041014	Motor vehicles for transport of good design for off-highway usewith 5 t < g.v.w. < 10 t, CKD	-	110.600	-	582.478
87041017	Motor vehicles for transport of good design for off-highway usewith 24 t < g.v.w. < 45 t, CKD	31.111	31.111	418.000	418.000
87041018	Motor vehicles for transport of good design for off-highway usewith g.v.w. > 45 t, CKD	-	155.910	-	209.000

Tabel 3 : Ekspor Indonesia menurut Komoditi ( Kode HS 8 digit )

November 2021

Kode H S	Uraian golongan barang	Berat bersih (Kg)		Nilai F.O.B. ( U S \$ )	
		Bulan ini	Kumulatif	Bulan ini	Kumulatif
(1)	(2)	(3)	(4)	(5)	(6)
87041031	Motor vehicles for transport of good design for off-highway usewith g.v.w. < 5 t, not CKD	-	102.060	-	503.852
87041032	Motor vehicles for transport of good design for off-highway usewith 5 t < g.v.w. < 10 t, not CKD	-	18.500	-	134.909
87041035	Motor vehicles for transport of good design for off-highway usewith 24 t < g.v.w. < 38 t, not CKD	48.400	525.323	112.000	2.198.585
87041036	Motor vehicles for transport of good design for off-highway usewith 38 t < g.v.w. < 45 t, not CKD	-	127.428	-	1.426.401
87041037	Motor vehicles for transport of good design for off-highway usewith g.v.w. > 45 t, not CKD	-	1.048.045	-	9.743.773
87042111	Motor vehicles for transport of good, diesel, g.v.w <= 5 tRefrigerated lorries (trucks), CKD	-	4.016	-	9.230
87042119	Motor vehicles for transport of good, diesel, g.v.w <= 5 tother refrigerated lorries (trucks), CKD	28.130	888.737	131.915	5.646.081
87042129	Motor vehicles for transport of good, diesel, g.v.w <= 5 tother lorries (trucks), not CKD	767.331	5.739.321	5.206.723	42.477.572
87042211	Motor vehicles for transport of good, diesel, 5 t < g.v.w<= 6 tRefrigerated lorries (trucks), CKD	-	3.810	-	7.200
87042229	Motor vehicles for transport of good, diesel, 5 t < g.v.w<= 6 tother lorries (trucks), not CKD	631.620	6.661.392	1.508.160	24.992.767
87042251	Oth Motor vehicles for transport of good,dieselwith 6 t < g.v.w <= 10 t not CKD	385.362	4.721.592	2.761.467	34.678.053
87042259	Oth Motor vehicles for transport of good,dieselother g.v.w, not CKD	-	78.941	-	411.978
87042359	Motor vhcl for transport of good,diesel,24 t < g.v.w<= 45 tother refrigerated lorries (trucks), CKD	-	8.000	-	87.000
87042369	Motor vhcl for transport of good,diesel,24 t < g.v.w<= 45 tother lorries (trucks), not CKD	-	6.940	-	45.100
87043123	Motor vhcl for transport of goods, gasolin, g.v.w <= 5 ttanker vehicles; bulk-cement lorries (trucks), not CKD	-	2	-	3
87043129	Motor vhcl for transport of goods, gasolin, g.v.w <= 5 tother lorries (trucks), not CKD	795.028	8.102.339	7.749.767	74.415.610
87043289	Motor vhcl for transport of good,gasln, 24 t < g.v.w <= 45tother lorries (trucks), not CKD	3.500	3.500	5.000	5.000
87049010	Oth motor vhcl for the transport of goods CKD	-	3	-	354
87049091	Oth motor vhcl for the transport of goodswith g.v.w. <= 5 t, not CKD	17.352	241.157	125.978	1.576.338
87049092	Oth motor vhcl for the transport of goodswith 5 t < g.v.w. <= 10 t, not CKD	-	1.873	-	3.046
87051000	Special purpose motor vhcl, not design for person & goodcrane lorries	-	115.021	-	705.572
87052000	Special purpose motor vhcl, not design for person & goodmobile drilling derricks	-	18.190	-	50.263
87053000	Special purpose motor vhcl, not design for person & goodfire fighting vehicles	-	7.080	-	206.258
87059050	Oth special purpose motor vhcl,not design for person & goodStreet cleaning vhcl, cesspool emptiers, mobile clinics	-	7.620	-	39.597
87059090	Oth special purpose motor vhcl,not design for person & goodother special vhcl	-	117.482	-	563.834
87060022	Chassis fitted with engines for vhcl of heading 8702other, for vehicles with g.v.w. <= 24 t	14.100	1.386.624	152.214	10.851.458
87060033	Chassis fitted with engines for vhcl of heading 8703for motor car (incl stat wagon & sport car,but not incl van)	2.500	48.736	6.000	238.759
87060050	Chassis fitted with engines for vhcl of heading 8705	106	106	514	514
87071090	Bodies (incl cabs), for the motor vhcl of heading 8703for other vhcl	109.350	836.180	1.155.357	8.627.106
87079021	Bodies (incl cabs), for oth the motor vhcl of heading 8702for motor car (incl stretch limo but not incl coach,bus/van)	-	3.427	-	10.523
87079040	Bodies (incl cabs), for oth the motor vhcl of heading 8704 driver's cabin for dumpers designed for off-highway use	-	80	-	284
87079090	Bodies (incl cabs), for oth the motor vhcl of heading 8704 oth driver's cabin for dumpers designed for off-highway use	164.013	3.202.431	760.003	19.347.017

Tabel 3 : Ekspor Indonesia menurut Komoditi ( Kode HS 8 digit )

November 2021

Kode H S	Uraian golongan barang	Berat bersih (Kg)		Nilai F.O.B. ( U S \$ )	
		Bulan ini	Kumulatif	Bulan ini	Kumulatif
(1)	(2)	(3)	(4)	(5)	(6)
87081010	Bumper/parts and acc motor vhcl of heading 8701 to 8705for vehicles of heading 8701	290	1.581	7.777	17.935
87081090	Bumper/parts and acc motor vhcl of heading 8701 to 8705for other vehicles of heading 8701	87.484	4.959.636	1.453.086	16.671.871
87082100	Safety seat belts motor vhcl of heading 8701 to 8705	25.068	270.715	282.015	2.920.020
87082911	Components of door trim assemblies for vehicles of heading 8701	1.945	83.801	23.824	1.039.757
87082915	Components of door trim assemblies, door armrests for vehicles of heading 8703	29.126	368.813	330.936	4.407.385
87082916	Components of door trim assemblies, for other vehicles of heading 8701	189.719	2.633.465	1.530.691	22.030.913
87082917	Components of door trim assemblies, for vehicles of subheading 8704.10	20	100	80	205
87082918	Components of door trim assemblies, for vhcl of heading 8702 or oth vhcl of heading 8704	6.750	93.018	17.415	232.321
87082919	Components of door trim assemblies, for other vhcl of heading 87.02 or oth vhcl of heading 8704	31.813	149.871	284.817	1.715.328
87082920	Parts of safety seat belts	6.653	123.427	47.949	884.645
87082992	Other parts of safety seat beltsfor vehicles of heading 8701	720	15.626	3.256	136.628
87082993	Interior trim fittings, mudguardsfor vehicles of heading 8703	146.840	1.857.680	1.003.268	13.802.020
87082994	Hood rods for vehicles of heading 8703	247	4.363	1.319	22.797
87082995	Other interior trim fittings, mudguardsfor vehicles of heading 8703	1.024.916	12.910.264	5.359.561	72.388.253
87082996	Interior trim fittings; mudguardsfor vehicles of heading 8702 or 8704	134	8.996	1.007	72.510
87082997	Hood rods for vehicles of heading 8702 or 8704	-	5.525	-	11.908
87082998	Other interior trim fittings, mudguardsfor vehicles of heading 8702 or 8704	12.358	155.981	105.314	1.195.202
87082999	Other interior trim fittings, mudguards	1.603.686	14.289.945	4.574.373	46.367.559
87083010	Brakes and servo-brakes; parts thereof for vehicles of heading 8701	17	2.642	392	36.488
87083021	Brake drums, brake discs or brake pipes for vehicles of heading 8703	698.720	8.293.495	2.420.192	32.259.101
87083029	Other brake drums, brake discs or brake pipes for vehicles of heading 8703	40.674	594.886	526.234	8.677.450
87083030	Brake drums, brake discs or brake pipes for vehicles of heading 8702 or 8704	20.579	291.607	137.284	1.740.579
87083090	Other brake drums, brake discs or brake pipes for vehicles of heading 8702 or 8704	186.719	2.408.034	412.200	5.317.805
87084011	Gear boxes, unassembled for vehicles of heading 8703	123.560	2.009.165	1.874.753	19.499.800
87084013	Gear boxes, unassembled for vehicles of heading 8704 or 8705	-	112	-	11.402
87084014	Gear boxes, unassembled for vehicles of heading 8701	-	330	-	6.900
87084019	Other gear boxes, unassembled	10.466	42.186	114.034	746.956
87084025	Gear boxes, assembled for vehicles of heading 8701	-	47.952	-	923.241
87084026	Gear boxes, assembled for vehicles of heading 8703	1.587.180	18.771.922	32.862.002	356.907.680
87084027	Gear boxes, assembled for vehicles of heading 87.04 or 87.05	117.088	1.123.649	2.185.760	21.474.770
87084029	Other gear boxes, assembled	16	17.419	30	34.207
87084091	Parts for vehicles of heading 8701	3.114	87.429	4.786	473.274
87084092	Parts for vehicles of heading 8703	106.063	2.128.787	492.132	8.745.302
87084099	Other parts	246.028	2.522.554	1.469.061	15.772.436
87085011	Drive axl with differential, w/ or w/o transmission compunassembled for vhcl of heading 8703	31.387	556.887	167.973	3.220.483
87085013	Drive axl with differential, w/ or w/o transmission compunassembled for vhcl of heading 8704 or 8705	9	33.176	2	20.930
87085019	Drive axl with differential, w/ or w/o transmission compother unassembled	249	6.235	886	25.057
87085025	Drive axl with differential, w/ or w/o transmission compansambled for vehicles of heading 8701	-	30	-	2.283
87085026	Drive axl with differential, w/ or w/o transmission compansambled for vehicles of heading 8703	1.254.731	11.816.952	17.812.894	174.028.499

Tabel 3 : Ekspor Indonesia menurut Komoditi ( Kode HS 8 digit )

November 2021

Kode H S	Uraian golongan barang	Berat bersih (Kg)		Nilai F.O.B. ( U S \$ )	
		Bulan ini	Kumulatif	Bulan ini	Kumulatif
(1)	(2)	(3)	(4)	(5)	(6)
87085027	Drive axl with differential, w/ or w/o transmission compansambled for vehicles of heading 8704 or 8705	-	3.050	-	11.275
87085029	Drive axl with differential, w/ or w/o transmission compother ansambled	426.917	5.687.028	2.801.567	36.223.513
87085091	Crown wheels and pinionspart for vhcl of heading 8701	-	8.296	-	38.212
87085092	Other crown wheels and pinionspart for vhcl of heading 8702	-	62.144	-	111.281
87085094	Crown wheels and pinions part for vehicles of heading 8703	16	16	295	296
87085095	Other crown wheels and pinions part for vehicles of heading 8703	6.313	112.349	59.156	554.094
87085096	Crown wheels and pinions part for other vehicles	86	537	975	24.193
87085099	Other crown wheels and pinions part for other vehicles	36.269	511.939	208.971	2.923.981
87087015	Hub-caps for vehicles of heading 8701	69	243	115	241
87087016	Hub-caps for vehicles of heading 8703	53	20.233	292	114.462
87087018	Hub-caps for other vehicles of heading 8702 or 8704	-	336	-	285
87087019	Other Hub-capsfor other vehicles of heading 8702 or 8704	178.865	3.197.516	936.280	16.317.680
87087021	Wheels fitted with tyres for vehicles of heading 8701	-	9.000	-	16.200
87087022	Wheels fitted with tyres for vehicles of heading 8703	-	3.631	-	58.950
87087029	Other wheels fitted with tyres	2.490	3.310	91.049	94.345
87087031	Wheels not fitted with tyres for vhcl of heading 8701	10.048	146.098	27.209	486.660
87087032	Wheels not fitted with tyres for vhcl of heading 8703	4.032.309	44.255.839	21.752.060	210.451.942
87087033	Wheels not fitted with tyres for dumper design for off-higghway use g.v.w w/ > 45 t	-	45	-	2.630
87087034	Wheels not fitted with tyres for vhcl of heading 8702 / oth vhcl of heading 8704	157.833	807.687	326.287	1.741.610
87087039	Other wheels not fitted with tyres	610	63.372	25.956	252.124
87087096	Other road wheels and parts and accessories thereof for vehicles of heading 87.02 or 87.04	14.285	234.321	30.759	593.370
87087097	Other road wheels and parts and accessories thereof for vhcl of heading 8701	222	9.700	6.311	79.141
87087099	Other road wheels and parts and accessories thereof for vhcl of other heading	56.439	659.245	168.839	2.308.791
87088015	Suspension systems (including shock-absorbers)for vhcl of heading 8701	470	10.915	2.761	47.929
87088016	Suspension systems (including shock-absorbers)for vhcl of heading 8703	129.254	1.049.781	925.573	7.929.993
87088017	Suspension systems (including shock-absorbers)for vehicles of subheading 8704.10 or heading 87.05	49	18.286	120	193.517
87088019	Other suspension systems (including shock-absorbers)	295.191	3.048.385	749.849	7.575.407
87088091	Part of suspension systems (including shock-absorbers)for vhcl of heading 8701	-	4.732	-	23.328
87088092	Part of suspension systems (including shock-absorbers)for vhcl of heading 8703	59.153	910.634	234.366	4.069.658
87088099	Part of suspension systems (including shock-absorbers)for vhcl of other heading	112.851	1.007.563	344.500	3.216.987
87089115	Radiators for vhcl of heading 8701	-	587	-	18.305
87089116	Radiators for vhcl of heading 8703	171.816	2.578.428	1.890.386	28.265.524
87089117	Radiators for vhcl of heading 8702 or 8704for vhcl of subheading 8704.10	-	576	-	16.646
87089118	Other radiators for vhcl of heading 8702 or 8705for vhcl of subheading 8704.10	5.216	27.756	90.383	522.853
87089119	Other radiators for vhcl of heading 8702 or 8705	19.623	169.654	230.850	1.971.508
87089191	Part of radiators for vehicles of heading 8701	-	145	-	2.499
87089193	Part of radiators drain plugs, for vehicles of heading 8703	65	460	193	3.313
87089194	Part of radiators for vhcl of heading 8702/8704drain plugs (excluding subheading 8704.10)	-	17	-	60
87089195	Other part of radiators for vehicles of heading 8703	1.907	29.162	18.951	223.024
87089199	Other part of radiators	467.759	4.716.037	5.949.726	60.324.612
87089210	Silencers (mufflers) and exhaust pipes, parts thereof for vehicles of heading 87.01	-	212	-	975
87089220	Silencers (mufflers) and exhaust pipes, parts thereof for vehicles of heading 87.03	9.910	194.757	410.876	5.926.351

Tabel 3 : Ekspor Indonesia menurut Komoditi ( Kode HS 8 digit )

November 2021

Kode H S	Uraian golongan barang	Berat bersih (Kg)		Nilai F.O.B. ( U S \$ )	
		Bulan ini	Kumulatif	Bulan ini	Kumulatif
(1)	(2)	(3)	(4)	(5)	(6)
87089251	Silencers (mufflers) and exhaust pipesfor vehicles of subheading 8704.10 :	2.504	6.112	15.388	50.291
87089252	Part of silencers (mufflers) and exhaust pipesfor vehicles of subheading 8704.10 :	12	978	1.235	28.861
87089261	Silencers (mufflers) and exhaust pipesfor vhcl of heading 87.02 or other vhcl of heading 8704	-	778	-	6.912
87089262	Part of silencers (mufflers) and exhaust pipesfor vhcl of heading 87.02 or other vhcl of heading 8705	13.260	108.294	190.682	1.515.605
87089290	Other part of silencers (mufflers) and exhaust pipes	13.236	304.128	246.532	4.865.193
87089350	Clutches and parts thereof for vehicles of heading 87.01	2.205	41.332	5.898	142.271
87089360	Clutches and parts thereof for vehicles of heading 8703	717.084	7.462.714	5.223.582	57.239.310
87089370	Clutches and parts thereof for vehicles of heading 8704 or 8705	192.994	2.113.115	1.152.230	12.786.994
87089390	Other clutches and parts thereof	130.695	1.583.825	1.516.099	16.313.876
87089411	Steering wheels, steering columns & boxes, parts thereof for vehicles of heading 8701	1.102	7.655	29.026	229.430
87089419	Oth steering wheel, steering columns & boxes, part thereof	26	2.274	809	3.733
87089494	Other steering wheels with airbag assemblies for vehicles of heading 8701	-	834	-	13.595
87089495	Other steering wheels with airbag assemblies for vehicles of heading 8703	173.414	2.419.173	1.885.981	28.109.236
87089499	Other steering wheels with airbag assemblies	95.584	949.510	1.353.650	12.176.519
87089510	Safety airbags with inflater system	5.566	95.401	82.960	1.478.408
87089590	Part of safety airbags with inflater system	21.943	323.336	498.607	7.189.777
87089911	Unassembled fuel tanks; engine brackets, part & accessories of motor vhcl for vhcl heading 87.01	112.934	1.221.441	486.113	5.185.947
87089919	Other unassembled fuel tanks; engine brackets, part & accessories of motor vhcl for vhcl heading 87.01	2.023	49.863	58.515	739.224
87089921	Fuel tanks for vehicles of heading 87.02, 87.03 or 87.04 :	2.754	26.443	27.421	281.142
87089924	Lower half of the fuel tank; fuel caps; filler pipes, filler hose assembly for vhcl of heading 8702, 8703/8704	856	18.522	15.751	361.887
87089925	Other parts of fuel tanks	10.188	105.282	119.405	1.481.911
87089930	Accelerator, brake or clutch pedals	14.467	143.400	155.666	1.591.133
87089940	Battery carriers or trays and brackets therefor	1.246	24.870	6.325	94.985
87089950	Radiator shrouds	1	892	10	31.977
87089961	Chassis frames or parts thereof :for vehicles of heading 87.02	-	1.536	-	22.017
87089962	Chassis frames or parts thereof :for vehicles of heading 87.03	74.191	1.463.678	225.644	4.514.431
87089963	Chassis frames or parts thereof :for vehicles of heading 87.04	47.201	359.679	121.230	933.932
87089970	Engine brackets	109.000	1.757.062	527.709	10.664.716
87089980	Other chassis frames or parts thereof :	1.771.035	19.700.340	14.539.891	149.047.378
87089991	Unassembled fuel tanks; engine bracketsfor vehicles of other than heading 87.03	5.909	46.980	66.749	900.327
87089999	Other unassembled fuel tanks; engine bracketsfor vehicles of other than heading 87.03	2.887.232	28.738.864	21.471.846	204.968.077
87091900	Vehicles; self-propelled, used for short distance transport of goods in factories/airports & such, & tractors of the type used on railway station platforms	-	1.577.088	-	8.519.214
87099000	Part of electrical works trucks, self propelled, not fittedw/ lifting equipment, of type used in factories, warehouses	11.157	264.760	20.373	2.176.379
87100000	Tanks and other armoured fighting vehicles, motorised,whether or not fitted w/ weapons, and parts of such vhcl	6	1.328	31.277	1.933.391
87111014	Gasoline powered kick scooters; pocket motorcyclesCKD	-	1	-	35
87111015	Other gasoline motorcycles and motor scootersCKD	1.160	32.772	11.400	377.393
87111019	Other gasoline motorcycles CKD	14.286	193.963	77.336	2.020.198
87111095	Other gasoline motorcycles and motor scooters not CKD	950	134.062	5.914	673.412
87111099	Other gasoline motorcycles not CKD	288	9.499	1.143	84.307
87112011	Gasoline motocross motorcycles with 50 < cc 250CKD	3.746	305.375	40.021	5.275.483
87112012	Gasoline moped & motorised bicycles with 50 < cc 250CKD	1.145.860	9.753.052	11.945.933	97.382.929

Tabel 3 : Ekspor Indonesia menurut Komoditi ( Kode HS 8 digit )

November 2021

Kode H S	Uraian golongan barang	Berat bersih (Kg)		Nilai F.O.B. ( U S \$ )	
		Bulan ini	Kumulatif	Bulan ini	Kumulatif
(1)	(2)	(3)	(4)	(5)	(6)
87112014	Other motorcycles (with or without side-cars) incl scooterswith 150 < cc < 200, CKD	133.022	805.705	1.895.834	11.819.419
87112015	Other motorcycles (with or without side-cars) incl scooterswith 200 < cc < 250, CKD	3.082	53.481	50.887	987.458
87112016	Other motorcycles (with or without side-cars) incl scooterswith other cc	222.555	8.448.603	1.070.467	44.795.189
87112019	Other motorcycles, CKD	959.566	9.331.282	12.110.353	117.585.292
87112091	Motocross motorcyclesnot CKD	375.237	2.703.674	6.209.466	46.885.799
87112092	Mopeds and motorised bicycles not CKD	22.388	802.708	488.254	18.417.064
87112094	Other motorcycles (w/ or without side-cars) incl scooters with 150 < cc < 200, not CKD	1.414.388	24.981.180	18.869.732	288.090.084
87112095	Other motorcycles (w/ or without side-cars) incl scooters with 200 < cc < 250, not CKD	195.643	1.719.517	4.275.271	32.917.418
87112096	Other motorcycles (w/ or without side-cars) incl scooters with other cc, not CKD	6.208.112	58.489.322	68.219.625	661.887.186
87112099	Other motorcycles not CKD	54.348	429.542	670.830	5.582.018
87113090	Other motocross motorcycles, not CKD	833.112	9.162.581	13.162.295	126.679.037
87114090	Other gasoline motocross motorcycles, not CKDwith 500 < cc < 800	-	52	-	1.249
87115090	Gasoline motocross motorcycles, CKDwith cc > 800	-	1.177	-	22.955
87116011	Bicycles, CKD, with electric motor for propulsion	-	584	-	3.047
87116013	Other motorcycles with electric motor for propulsion, CKD	-	280	-	2.871
87116019	Other cycles with electric motor for propulsion, CKD	-	2.027	-	35.708
87116091	Bicycles with electric motor for propulsion, not CKD	-	147	-	75
87116093	Other motorcycles with electric motor for propulsion,not CKD	-	4.847	-	59.986
87119040	Side-cars	-	290	-	3.600
87119060	Other motorcycles with/without side cars, CKD	23.375	1.132.246	859.040	4.715.544
87119090	Other motorcycles with/without side cars, not CKD	21.548	89.941	230.479	1.091.312
87120010	Racing bicycles not motorised.	37.678	455.964	1.749.457	12.716.463
87120020	Bicycles designed to be ridden by children not motorised.	9.150	156.710	106.706	1.433.194
87120030	Other bicycles not motorised.	966.528	11.028.412	19.053.967	189.429.290
87120090	Other cycles (incl delivery tricycles), not motorised.	9.474	38.093	41.327	415.779
87131000	Carriages for disabled persons, not mechanically propelled	-	2	-	5
87139000	Carriages for disabled persons, with mechanically propelled	-	31.544	-	151.923
87141010	Saddles of motorcyces (incl mopeds)	1.457	14.831	3.339	41.747
87141020	Spokes & nipples of motorcyces (incl mopeds)	14	5.522	30	4.333
87141030	Frame& fork incl telescopic fork,rear suspens&part thereof of motorcycles (incl mopeds)	166.549	2.197.572	1.123.485	14.706.617
87141040	Gearing,gearbox,clutch&oth transmission equipment & part thereof of motorcycles (incl mopeds)	87.247	1.203.135	1.139.363	14.376.329
87141050	Wheel rims of motorcycles (including mopeds) :	179.602	1.512.211	1.174.555	9.045.050
87141060	Brakes and parts thereof of motorcycles (incl mopeds)	152.705	2.366.871	2.312.777	28.404.449
87141070	Silencer (muffler) & parts thereof of motorcycl(incl moped)	49.382	417.290	502.266	4.216.464
87141090	Other of motorcycles (including mopeds)	4.964.699	65.627.661	59.080.994	731.771.608
87142011	Castor wheel of carr for disabled person of a dia/incl.tyre>=75 mm but<=100 mm, the width wheel/ tyre fitted is>=30 mm	-	153	-	378
87142019	Castor wheel of carr for disabled person of a dia/incl.tyreOth.>=100mm but<=250mm the width wheel/ tyre fitted is>=30mm	94.232	920.307	1.107.478	11.321.089
87142090	Other Castor wheel of carriages for disabled person	102	975	699	9.626
87149110	Frames and forks, and parts thereof for bicycle of bicycles desined to be ridden by children	46	5.659	1.724	40.107
87149191	Parts for other forks for bicycles desined to be riddenby children	-	19	-	249
87149199	Other parts for other forks for bicycles desined to be by children	1.469	141.228	79.574	1.482.816
87149210	Wheel rims and spokes for bicyle desined to be by children	3	303	70	4.977
87149290	Oth. wheel rims and spokes for bicyle of heading 8712.00.20	1.518	139.527	7.870	874.685
87149310	Hubs-oth than coaster braking hubs&hub brakes, & free-wheelsprocket-wheels for bicycles desined to be by children	-	196	-	3.103

Tabel 3 : Ekspor Indonesia menurut Komoditi ( Kode HS 8 digit )

November 2021

Kode H S	Uraian golongan barang	Berat bersih (Kg)		Nilai F.O.B. ( U S \$ )	
		Bulan ini	Kumulatif	Bulan ini	Kumulatif
(1)	(2)	(3)	(4)	(5)	(6)
87149390	Other hubs-oth than coaster braking hubs&hub brake, & free-wheel sprocket-wheels for bicycles desined to be by children	463.969	4.348.429	4.201.003	41.207.819
87149410	Brakes, incl.coaster braking hubs& hub brake,&part thereof For bicycles desined to be by children	-	28	-	610
87149490	Oth.Brakes, incl.coaster braking hubs& hub brake,&part thereof for bicycles desined to be by children	81.210	985.127	1.070.668	12.137.712
87149510	Saddles for bicycles desined to be by children	4.039	84.641	48.043	692.592
87149590	Other saddles for bicycles desined to be by children	18	1.067	290	58.039
87149610	Pedals and crank-gear, and parts thereof for bicycles desined to be by children	67.331	1.312.884	337.714	5.467.828
87149690	Oth.pedals & crank-gear, and parts thereof for bicycles ofsubheading 8712.00.20	746	27.359	17.507	272.432
87149911	Handle bar, pillar, mudguard, reflector, carr, control cabl,lamp or bracket lugsoth.acc.for bicycl of subhead 87120020	6.226	38.196	151.619	822.246
87149912	Chain wheels and cranks; other parts for bicyles of heading8712.00.20	400	4.391	698	6.259
87149991	Oth handle bar, pillar, mudguard, reflector, carr, controlcabl,lamp/bracket lugsoth.acc.for bicycl of subhead 87120020	228.388	2.499.386	1.584.853	15.418.093
87149993	Other nipples for spokes for bicycles desined to be by children	9	485	127	6.264
87149994	Chain wheels and cranks; other parts for bicyles desined to be by children	1.432.689	16.525.372	11.330.229	135.059.782
87150000	Baby carriages and parts thereof.	1.375	25.722	7.028	58.961
87163991	Agricultural trailers and semi-trailers having a carryingcapacity (payload) exceeding 200 t	221.000	712.150	453.557	1.658.646
87163999	Agricultural trailers & semi-trailers not having a carryingcapacity (payload) exceeding 200 t	5.295	296.880	34.469	1.998.279
87164000	Trailers and semi-trailers; n.e.c. in item no. 8716.3	-	455.440	-	1.079.505
87168010	Cart & wagon, sack truck, hand trolley & sim hand-propelledvehicl of a kind used in fact/workshop, except wheelbarrow	992	12.421	11.932	129.412
87168020	Wheelbarrows	83.396	389.484	104.887	527.302
87168090	Other wheelbarrows	-	5.931	-	173.655
87169019	Parts for trailer and semitrailers not-to goods of subheading 8716.20	15.549	781.011	43.840	1.304.635
87169021	Castor wheel a dia/incl tyre>100,but<=250mm width of wheelor tyre is>30mm for vehicles of subheading 87168010/87168020	-	60	-	569
87169022	Castor wheel not a dia/incl tyre>100,<=250mm width of wheelor tyre is>30mm for vehicles of subheading 87168010/87168020	-	31	-	351
87169023	Other, for goods of carts & wagons, sack trucks, hand trolleys & similar, except wheelbarrows	300	2.740	125	977
87169024	Other, for goods of wheelbarrows	-	6.648	-	16.696
87169094	Spokes and nipples	-	50	-	106
87169095	Castor wheel a dia/incl tyre>100,but<=250mm width of wheelor tyre fitted thereto is>30mm for other vehicles	153	989	1.388	15.491
87169096	Other castor wheels	-	1.089	-	9.169
87169099	Oth trailer and semi-trailers n.e.c. in heading 87.16	-	2.598	-	11.149
88010000	Balloons and dirigibles; gliders, hang gliders and oth non-powered aircraft.	262	1.871	1.812	9.136
88021100	Helicopters of an unladenweight <= 2,000 kg	-	1.581	-	1.503.524
88022010	Aeroplane of an unladenweight <= 2,000 kg	-	125.990	-	31.410
88022090	Aeroplane of an unladenweight > 2,000 kg	-	85	-	111.943
88024010	Aeroplanes of an unladenweight > 15,000 kg	-	16.000	-	24.100.000
88031000	Propellers, rotors, parts thereofheading 8801 or 8802	1.449	28.005	5.400	614.503
88032000	Under-carriages, parts thereofheading 8801 or 8802	3.168	13.370	56.640	392.996
88033000	Aircraft and spacecraft; parts of aeroplanes or helicopters n.e.c. in heading no. 8803	14.325	272.086	3.921.490	52.313.810
88039010	Parts of telecommunication satellites	-	65	-	11.728



Tabel 3 : Ekspor Indonesia menurut Komoditi ( Kode HS 8 digit )

November 2021

Kode H S	Uraian golongan barang	Berat bersih (Kg)		Nilai F.O.B. ( U S \$ )	
		Bulan ini	Kumulatif	Bulan ini	Kumulatif
(1)	(2)	(3)	(4)	(5)	(6)
88039090	Other parts of goods of heading 8801 or 8802	467	52.732	332.219	1.226.484
88040010	Rotochutes and parts thereof	-	299	-	60.669
88040090	Oth parachutes (incl dirigible parachut,paragliders) androtochutes; parts thereof and accessories thereto.	-	183	-	334
88051000	Aircraft launching gear, part thereof,deck arrestor/similar gear&part thereof	20	423	500	12.250
88052100	Air combat simulators and parts thereof	-	293	-	59.618
88052990	Other of ground flying trainers	-	448	-	4.614
89011020	Cruise ships,excursion boats,ferry-boats of all kinds ofa gross tonnage >26 but<=500	309.000	1.295.000	2.037.000	9.725.024
89011060	Cruise ships,excursion boats,ferry-boats of all kinds ofa gross tonnage >500 but<=1.000	-	375.800	-	3.084.561
89011070	Cruise ships,excursion boats,ferry-boats of all kinds ofa gross tonnage >1.000 but<=4.000	-	318.000	-	2.000.000
89011090	Cruise ships,excursion boats,ferry-boats of all kinds ofa gross tonnage >5.000	-	12.960.322	-	7.280.000
89012050	Tankers of gross tonnage <= 5.000	-	6.122.000	-	3.968.000
89012070	Tankers of gross tonnage> 5.000 ton but <= 50.000	-	1.928	-	1.951
89019014	Other vessels,for transport. not motorised of a grosstonnage > 500	-	4.843.018	-	939.565
89019031	Other vessels,for transport motorised of a gross tonnage<= 26	6.500	54.900	81.124	908.048
89019032	Other vessels,for transport motorised of a gross tonnage> 26 but <= 500	-	166.000	-	4.803.699
89019034	Other vessels,for transport motorised of a gross tonnage> 1.000 but <= 4,000	-	2.038.000	-	4.000.000
89019036	Other vessels,for transport motorised of a gross tonnage> 5.000 but <= 50,000	-	18.204.000	-	7.260.000
89031000	Yachts&oth vessels for pleasure/sports rowing boats&canoesinflatable	41.353	511.216	363.396	4.957.496
89039100	Sailboats, with/without auxiliary motor, not inflatable	512	21.500	75.659	437.499
89039200	Motorboats, other than outboard motorboats, not inflatable	725	12.245	9.800	138.966
89039900	Yachts and other vessels; for pleasure or sports, rowing boats and canoes, n.e.c. in heading no. 8903, other than inflatable	564	69.649	24.617	550.897
89040010	Tugs and pusher craftof gross tonnage <= 26	19.820	19.820	613.759	613.759
89040031	Tugs and pusher craft, power <= 4000 hp of gross tonnage <= 26 ton	-	430.402	-	2.143.553
89040039	Tugs and pusher craft, power > 4000 hp of gross tonnage <= 26 ton	57.000	1.943.653	700.616	8.846.242
89052000	Floating or submersible drilling or production platforms	-	10.089.579	-	36.365.461
89059090	Oth vessels the navigability of which issubsidiary to their main function	-	4.114.970	-	34.500.491
89069010	Lifeboats oth than rowing boats,oth vessels of displacementnot exceeding 30 t	-	1.079	-	14.640
89069090	Lifeboats oth than rowing boats,oth vessels of displacement> 300 t	400	2.760	563.000	698.233
89071000	Floating structures, inflatable rafts	53	9.584	1.500	74.936
89079010	Buoys	10.006	96.594	86.735	300.952
89079090	Other floating structures	10.814	1.533.300	557.254	3.972.938
89080000	Vessels and other floating structures for breaking up.	-	2.499	-	23.400
90011010	Optical fibres ,optical fibre bundles&cables for telecom &oth electrical use	1.407	66.388	1.310.926	17.007.920
90011090	Optical fibres, optical fibre bundle&cable foroth than telecom and electrical purpose	18.866	140.228	1.467.657	5.831.219
90012000	Sheets and plates of polarising material	-	0	-	1
90013000	Contact lenses	23.628	236.315	3.785.800	45.452.751
90014000	Spectacle lenses of glass	317	3.319	28.508	292.287
90015000	Spectacle lenses of other materials	166.262	1.820.082	4.381.865	39.204.663
90019010	Prisms, mirror & oth optical elements for photograph or cinematographic cameras / projectors	1	63	878	1.553

Tabel 3 : Ekspor Indonesia menurut Komoditi ( Kode HS 8 digit )

November 2021

Kode H S	Uraian golongan barang	Berat bersih (Kg)		Nilai F.O.B. ( U S \$ )	
		Bulan ini	Kumulatif	Bulan ini	Kumulatif
(1)	(2)	(3)	(4)	(5)	(6)
90019090	Prisms, mirror & oth optical elements not for photograph orcinematographic cameras / projectors	35	356	11.066	74.404
90021100	Objective lenses for cameras, projectors or photographic enlargers or reducers	11.914	52.735	449.997	7.667.930
90021900	Objective lenses not for cameras, projectors or photographic enlargers or reducers	71	774	57.539	256.617
90022020	Filters for cinematographic cameras, photographic cameras & other projectors	-	1	-	10
90022090	Filters not for projectors, cameras, cinematographic, and photographic	5	37.737	27.219	246.783
90029030	Oth optical element oth than objective lens and filter for photographic cameras and other projectors	13.343	115.748	4.605.632	37.453.016
90029090	Oth optical element oth than objective lens & filter not for cinematographic projectors, photographic camera & oth projector	1	1.745	3.760	327.770
90031100	Frames & mountings for spectacles, goggles of plastics	38	509	4.719	30.089
90031900	Frames & mountings for spectacles, goggles oth than plastics	84	1.285	17.092	663.833
90039000	Parts of frame & mounting for spectacles, goggles the like & parts thereof.	64	2.266	23.304	260.067
90041000	Sunglasses	150	19.871	5.635	140.805
90049010	Corrective spectacles	64	1.124	3.334	77.929
90049050	Protective goggles	-	595	-	4.954
90049090	Spectacles & the like excl corrective, protective goggles	364	25.852	1.997	56.425
90051000	Binoculars	5	77	110	25.041
90058010	Astronomical instrument, excl instrument for radioastronomy	-	6	-	55
90058090	Monoculars & oth optical telescopes excl instrument for radioastronomy	-	65	-	48.388
90059090	Parts & accessories (include mountings) for oth optical telescopes	7	28	385	2.948
90063000	Cameras specially design for under water use for aerial survey, medical/surgical, comparison cameras	-	7	-	1.007
90064000	Instant print cameras	-	7.084	-	677.404
90065100	Cameras, photographic (excluding cinematographic); with a through-the-lens viewfinder, single lens reflex (SLR), for a roll film of a width not exceeding 35mm	8	70	52	3.951
90065929	Camera of a kind used for preparing printing plate/cylinder oth than Laser Photoplotters	-	4	-	10
90065930	Laser photoplotters or image setters with a raster image processor	-	46	-	2.045
90065990	Other laser photoplotters image processor	-	1.153	-	52.135
90066100	Discharge lamp (electronic) flashlight apparatus	-	7	-	20
90066900	Photographic flashbulbs apparatus	1	88	0	11.349
90069130	Other, for cameras of subheadings 9006.40 to 9006.53	6	248	392	22.404
90069190	Other parts and accessories for cameras	34	816	3.719	76.807
90069910	Parts & accessories for photographic flash-light apparatus	-	2	-	341
90069990	Parts & accessories for flashbulbs apparatus	3	3.993	761	2.775
90071000	Cinematographic cameras wheter or not w/ sound recording apparatus	19	487	1.651	35.932
90072090	Cinematographic projectors for film >= 16 mm in width	5	2.571	80	39.282
90079100	Part & accessories of cinematographic cameras wheter or not w/ sound recording apparatus	-	380	-	56.166
90079200	Parts and accessories for projectors	1.107	12.957	14.795	96.391
90085010	Projectors microfilm, microfiche/other microform readers, whether/not capable of producing copies	-	500	-	100
90085090	Projector, enlarger & reducers oth than microfilm, microfiche, microform whether/not capable of producing copies	34	124	2	4.495
90089090	Part & accessories for image projector other of fotografic, enlarge & reducers	43	137	3.038	5.579
90101000	Apparatus & equipment for automatically develop/expose photographic/ incl cinematographic film/paper ins roll	-	52	-	59

Tabel 3 : Ekspor Indonesia menurut Komoditi ( Kode HS 8 digit )

November 2021

Kode H S	Uraian golongan barang	Berat bersih (Kg)		Nilai F.O.B. ( U S \$ )	
		Bulan ini	Kumulatif	Bulan ini	Kumulatif
(1)	(2)	(3)	(4)	(5)	(6)
90105090	Oth app&equip for photograph laboratorie/inc cinematograph negatoscopes	-	127	-	10.917
90106090	Projection screens < 300 inches	1	120	25	1.627
90109090	Parts&acc of oth apparatus&equipment for photographics laboratories	1	10.883	25	81.704
90111000	Stereoscopic microscopes	6	109	21	42.810
90112000	Microscopes, compound optical; for photomicrography, cinephotomicrography or microprojection	-	95	-	12.833
90118000	Microscopes, compound optical; (other than stereoscopic and microscopes for photomicrography, cinephotomicrography or microprojection)	-	39	-	5.041
90119000	Parts and accessories of compoundoptical microscopes	0	21	51.624	51.672
90121000	Microscopes oth than optical microscope diffractionapparatus	66	174	14.750	32.100
90129000	Parts&acc for microscope oth than optical microscope	-	4	-	4.179
90131000	Telescopic sights for fitting to arms periscopes,telescopes to part of mach	1	40	80	23.283
90132000	Lasers, other than laser diodes	198	2.481	17.590	304.584
90138010	Optical error verification&repair apparatus for PCB/PWB&PCA	-	686	-	68.843
90138020	Liquid crystal devices	1.175	3.974	41.209	177.844
90138090	Other devices, appliances&instrumentsof oth optical appliances	-	1.703	-	153.895
90139010	Parts & accessories of lasers oth thanlaser diodes (sub head 901320)	-	1	-	5
90139050	Parts&acc of liquid crystaldevices (sub head 90138020)	-	2	-	252
90139090	Parts & acc of oth than goods oflasers,liquid crystal,oth device optical	1	78	322	46.249
90141000	Direction finding compasses	82	389	4.612	303.967
90142000	Instrum&appliances for aeronautical/space navigation (other than compasses)	22	562	500	15.785
90148011	Sonar or echo sounder of a kind used on ships	20	297	8.077	35.452
90148019	Oth navigation instrument&appl of used onship work with an automatic data process mach	39	65	15.309	19.338
90148090	Other navigation instrument&appliances of oth used on ships	2.411	22.591	101.872	1.025.294
90149010	Parts&acc of navigation instrument&app of a kind used on ships, working in conjunction w/ auto data processing mach	-	1.644	-	8.282
90149090	Parts & acc of other navigation instruments & appliances	3.067	15.535	1.242	18.328
90151010	Rangefinders of used in photography or cinematography	-	711	-	6.696
90151090	Rangefinders oth of used inphotography or cinematography	67	6.828	4.617	462.982
90152000	Theodolites & tachymeters (tacheometers)	13	202	25	12.037
90153000	Levels (measuring higher of ground)	2.450	94.303	187.304	4.610.749
90154000	Photogrammetrical surveying instrumentsand appliances	21	248	26	14.694
90158010	Radio sonde and radio wind apparatus	5	66	261	3.463
90158090	Other instruments&appliances oth than radio sonde and radio wind apparatus	99.689	352.047	1.091.320	5.881.296
90159000	Parts & accessories of surveying instruments & appliances	5.394	123.209	499.013	5.505.889
90160000	Balances of a sensitivity of 5 cg or better,with/without weights	-	29	-	4.751
90171090	Drafting tables & mach,whether/not automatic oth plotters,	87	1.602	9.450	91.324
90172010	Rulers,drawing,marking out,or mathematical calculating instruments	58	1.139	39	3.409
90172030	Apparatus for the projection/drawing of circuit pattern onsensitised substrates for the manufacture of PCB/PWB	-	2	-	35
90172040	Photoplotters for the manufacture of PCB/PWB	-	17	-	326
90172090	Oth drawing,marking-out/mathematical calculating instrument	-	104	-	13.190
90173000	Micrometers, callipers and gauges	1.258	13.060	52.352	759.737
90178000	Mathematical instruments and equipment; n.e.c. in heading no. 9017	552	9.905	38.683	555.058
90179040	Parts&accessories,including PCA of other plotters	-	5	-	290

Tabel 3 : Ekspor Indonesia menurut Komoditi ( Kode HS 8 digit )

November 2021

Kode H S	Uraian golongan barang	Berat bersih (Kg)		Nilai F.O.B. ( U S \$ )	
		Bulan ini	Kumulatif	Bulan ini	Kumulatif
(1)	(2)	(3)	(4)	(5)	(6)
90179090	Parts & acc of oth instruments for measuring length for use in the hand	15	806	2.428	32.715
90181100	Electro-cardiographs,used in medical	31	236	1.228	25.086
90181200	Ultrasonic scanning apparatus,used in medical	403	3.217	141.183	1.087.938
90181300	Magnetic resonance imaging apparatusused in medical	151	48.663	25.879	1.076.352
90181900	Medical, surgical instrmts&appliances; electro-diagnostic apparatus incl apparatus funct. exploratory exam/for checking physiological parameters, n.e.c. in item no. 9018.1	9.118	203.423	941.808	14.255.745
90182000	Ultra-violet/infra-red ray apparatus used in medical	-	35	-	990
90183110	Disposable syringes, with or without needles	487.966	3.943.204	2.782.932	22.770.404
90183190	Syringes, with/without needles oth than disposable syringes	1	4.562	65	143.074
90183200	Tubular metal needles and needles for sutures	-	164	-	5.111
90183910	Catheters	3.148	29.421	87.327	707.165
90183990	Cannulae and the like	4.660	6.100	27.421	71.383
90184100	Dental drill engines,whether/not combined on a single base with oth dental equip	-	54	-	7.872
90184900	Dental instruments and appliances; other than dental drill engines	1.118	15.103	153.352	1.355.710
90185000	Ophthalmic instruments and appliances	4.664	46.096	1.404.980	15.506.923
90189020	Intravenous administration set	16.752	128.144	111.913	847.106
90189030	Electronic instruments and appliances,used in medical	9.224	45.020	328.151	812.849
90189090	Other instruments and appliances,used in medical	1.030.512	10.659.679	10.553.106	108.758.700
90191010	Mechano-therapy appliances massage apparatus,psychological aptitude-testing apparatus	29.202	180.725	553.293	8.950.797
90191090	Mechano-therapy appliance massage,psychological aptitude-testing apparatus oth than electrically operated	8.231	8.563	56.952	68.139
90192000	Ozone therapy,oxygen therapy, aerosoltherapy, artificialrespiration/other therapeutic respiration apparatus	41.071	331.727	1.945.048	15.141.199
90200000	Breathing appliances&gas masks,excl protective masks having neither mechanical part nor replaceable filters	460	7.109	10.415	461.174
90211000	Orthopaedic or fracture appliances	-	362	-	6.779
90212100	Artificial teeth,orthopaedic or fracture appliances	2	17	51	2.268
90212900	Dental fittings,orthopaedic/fracture appliances	7	44	534	32.388
90213100	Artificial joints,orthopaedic/fracture appliances	-	188	-	199.148
90213900	Artificial parts of the body; excluding artificial joints	702	8.324	187.320	1.423.637
90214000	Hearing aids, excluding partsand accessories	2	23	237	3.354
90215000	Pacemakers for stimulating heart muscles,excluding parts& accessories	-	5	-	2.440
90219000	Appliances; worn, carried or implanted in the body, to compensate for a defect or disability	4.499	53.201	314.218	4.180.385
90221200	Computed tomography apparatus	-	39.480	-	219.000
90221400	X-ray app for medical,surgical orveterinary uses	-	1.703	-	284.669
90221910	X-ray apparatus for the physical inspection of solderjoints on pcb/pwb assemblies	112	6.529	107.991	708.886
90221990	X-ray For radiografi or radiotherapy apparatus	18	1.043	2.541	305.795
90222100	Apparatus based on the use of alpha,beta/gamma radiations,for medicalsurgical,dental/veterinary uses	114	2.357	1.626	49.657
90222900	Alpha,beta/gamma radiations,for radiography / radiotherapy apparatus	-	13	-	407
90223000	X-ray tubes	376	10.656	9.475	1.201.732
90229010	Parts&acc of x-ray apparatus for the physicalinspection of solder joints on pca	435	4.449	57.328	462.837
90229090	Part&acc oth of x-ray apparatus for the physicinspection of solder joints on pca	1.399	14.331	429.126	3.273.560
90230000	Instruments apparatus&model,for demonstrational purposes (in education/exhibitions)	10.949	77.968	223.753	1.568.287
90241010	Mach&appliances for testing metals,electrically operated	50	487	522	53.606
90241020	Mach&appliances for testing metals,not-electrically operated	-	75	-	5.375
90248010	Oth mach& appliances for electrically operated	55	1.345	1.631	132.810
90248020	Oth mach& appliances for not electrically operated	8	846	1.318	55.012

Tabel 3 : Ekspor Indonesia menurut Komoditi ( Kode HS 8 digit )

November 2021

Kode H S	Uraian golongan barang	Berat bersih (Kg)		Nilai F.O.B. ( U S \$ )	
		Bulan ini	Kumulatif	Bulan ini	Kumulatif
(1)	(2)	(3)	(4)	(5)	(6)
90249010	Parts&acc for electrically operated mach&appliances	277	5.020	43.066	159.018
90249020	Parts&acc for non-electrically operated mach&appliances	1	315	35	11.667
90251100	Thermometers&pyrometers,liquid filled,for direct reading	21	185	784	9.335
90251911	Thermometers&pyrometers,elect operated,temperature gauges for motor vehicles	40	3.722	4	4.041.376
90251919	Thermometers&pyrometers,elect operated,oth temperature gauges for motor vehicles	151	32.096	13.595	5.897.668
90251920	Thermometers&pyrometers not electrically operated	1.836	8.625	70.693	343.861
90258020	Oth instruments of oth than thermometers&pyrometers, electrically operated	2.578	5.529	37.824	197.053
90258030	Oth instruments of oth than thermometers&pyrometers, not electrically operated	68	1.841	12.337	292.491
90259010	Parts&acc of hidrometer,termometer/similar instrument, electrically operated	126	5.439	3.934	3.032.534
90259020	Parts&acc of hidrometer,termometer/similar instrument, non electrically operated	2.877	4.698	1.042	123.515
90261010	Level gauges for motor vehicles electrically operated	484	2.354	22.019	218.565
90261020	Level gauges for motor vehicles not electrically operated	10	8.937	1.457	17.732
90261030	Oth instrument & apparatus for measuring/check the flow/level of liquid, electrically operated	899	6.691	19.960	233.674
90261040	Oth instrument & apparatus for measuring/check the flow/level of liquid,not electrically operated	47	807	3.616	33.036
90262010	Presure gauges for motor vehicles,electrically operated	17	379	1.732	30.922
90262020	Presure gauges for motor vehicle, not electrically operated	5.174	42.367	169.922	1.462.133
90262030	Oth measuring/checking pressure instruments, electrically operated	393	4.014	324.217	1.433.001
90262040	Other measuring/checking pressure instruments,not electrically operated	607	15.761	12.787	514.375
90268010	Oth instruments/apparatus for measuring/checking the flow,level,pressure,electrically operated	2.675	24.706	753.765	5.708.410
90268020	Oth instruments/apparatus for measuring/checking the flow,level,pressure, not electrically operated	45	5.052	5.063	243.561
90269010	Part&acc for electrically operated instrument&apparatus,measure/check the flow level,pressure	2.391	50.270	70.785	2.561.588
90269020	Part&acc for nonelectrically operated instrument&apparatus,measure/check the flow level,pressure	2.245	48.260	140.808	1.550.734
90271010	Gas/smoke analysis apparatus, electrically operated	687	7.746	111.403	998.920
90271020	Gas/smoke analysis apparatus, not electrically operated	23	2.457	12.676	262.838
90272010	Chromatographs&elektrophoresisinstruments, electrically operated	-	205	-	32.760
90272020	Chromatographs&elektrophoresisinstruments,not electrically operated	-	223	-	46.426
90273010	Spectro/spectrophotometers&spectrograph using optical radiation /UV, Visible, IR,electrically operated	-	489	-	148.280
90273020	Spectro/spectrophotometers&spectrograph using optical radiation/UV, Visible,IR,not electrically operated	-	376	-	209.861
90275010	Oth instrument&apparatus using optic radiations,(uv, visible, ir),electrically operated	4.296	26.473	711.362	4.170.078
90275020	Oth instrument&apparatus using optical radiations(uv, visible, IR),not electrically operated	-	423	-	31.119
90278010	Oth instruments&apparatus,exposure meters	2	159	871	54.636
90278030	Oth instruments&apparatus oth exposure meters,electricallyoperated	31.605	411.668	4.583.094	39.180.109
90278040	Oth instruments&apparatus oth exposure meters,not electrically operated	9	389	1.306	137.084
90279010	Parts&acc incl pca of head 9027,oth for gas/smoke analysis apparatus&microtomes	350	729	67.298	143.016
90279091	Microtomes, electrically operated	114	627	27.241	301.433
90279099	Microtomes,not electrically operated	78.277	786.668	1.153.544	9.992.217
90281010	Gas meters of a kind mounted ingas containers	-	57	-	229

Tabel 3 : Ekspor Indonesia menurut Komoditi ( Kode HS 8 digit )

November 2021

Kode H S	Uraian golongan barang	Berat bersih (Kg)		Nilai F.O.B. ( U S \$ )	
		Bulan ini	Kumulatif	Bulan ini	Kumulatif
(1)	(2)	(3)	(4)	(5)	(6)
90281090	Other gas meters	-	15.690	-	346.780
90282020	Water meters	164.281	1.659.900	2.143.715	21.971.986
90282090	Liquid meters other than water meters.	3	177	2.785	8.410
90283010	Kilowatt hour meters(kwh)	3.510	397.239	240.913	15.980.471
90283090	Electricity meters other than kilowatt hour meters (kwh)	27	48.559	990	1.322.268
90289010	Part&accessories,water meter housingsor bodies	566	22.632	45.542	210.128
90289090	Part&accessories,oth water meterhousings or bodies	9.191	68.022	321.414	1.584.624
90291020	Taximeters	626	3.507	55.576	288.492
90291090	Revolution counters, production counters, mileometers,pedometers and the like	1.586	21.507	166.918	2.188.431
90292010	Speedometer for motor vehicles	21.458	331.211	987.031	15.681.207
90292020	Tachometers for motor vehicles	660	27.006	12.900	373.899
90292090	Other speed indicators & tachometers, stroboscopes not for vehicle	3.790	89.170	284.035	4.762.892
90299010	Parts & accessories of revolution countesr & the like of goods of subheading 902910,stroboscopes of subheading 902920	1.907	5.342	64.522	303.267
90299020	Parts & accessories of revolution countesr & the like of other goods of subheading 902920	10.615	199.431	334.402	6.722.083
90301000	Instruments & apparatus for measuring/ detecting ionisingradiations	2.167	4.611	67.804	225.660
90302000	Oscilloscopes and oscillographs	4	43	16.144	78.920
90303100	Multimeters without a recording device	18	3.313	849	826.679
90303200	Multimeters with a recording device	29	9.386	480	88.665
90303310	Instrument&app for measuring/checking voltage, current,resist/power on PCB/PWB/PCA Other, w/o a recording device	49	6.473	12.897	425.831
90303320	Impedance-measuring apparatus design to visual/audiblewarning of electrostatic discharge condition	-	13	-	1.077
90303330	Ammeters and voltmeters for motorvehicles withouta record device	2	9	252	1.548
90303390	Oth instruments&apparatus for measuring/check voltage without a record device	5.294	12.464	558.359	2.074.528
90303900	Instruments and apparatus; for measuring or checking voltage, current, resistance or power, with a recording device (excluding multimeters)	247	10.996	74.743	850.791
90304000	Instruments and apparatus; specially designed for telecommunications (e.g. cross-talk meters, gain measuring instruments, distortion factor meters, psophometers)	9.386	10.937	60.121	231.452
90308290	Instrument&app for measuring/checking semiconductoroth than wafer probers wafer/devices	-	130	-	30.310
90308410	Instruments & app for measuring/checking electrical quantities on PCB/PWB and PCA	1	187	10	18.600
90308490	Oth instrument&app with a record device for measure,check electrical quantities on PCB/PWB and PCA	0	1.504	2.062	42.651
90308910	Instrument&app,w/o a recording device for measuring/check elctr quantities on PCB/PWB&PCA, oth than subheading 903039	1	15	2.843	74.843
90308990	Oth instruments & apparatus,without recording device	17	3.420	1.266	334.207
90309010	Parts and accessories/including printed circuit assemblies of goods , subheading 9030.40 or 9030.82	424	3.010	181.923	2.040.228
90309030	Parts and accessories of optical instruments & appliances for measuring or checking PCB & PCA	116	1.563	19.054	176.357
90309040	Parts&accs of oth app for measuring or checking electrical quantities on PCB/PWB and PCA	435	5.525	42.836	655.077
90309090	Oth parts&acc (incl pca) of goods subhead 903040/903082 & measuring/checking & electrical quatities on PCB/PWB & PCA	5.009	14.055	284.048	1.199.472
90311010	Machines for balancing mechanical parts, electrically operated	16.066	35.097	21.334	154.796
90311020	Machines for balancing mechanical parts, not electrically operated	-	17	-	3.155

Tabel 3 : Ekspor Indonesia menurut Komoditi ( Kode HS 8 digit )

November 2021

Kode H S	Uraian golongan barang	Berat bersih (Kg)		Nilai F.O.B. ( U S \$ )	
		Bulan ini	Kumulatif	Bulan ini	Kumulatif
(1)	(2)	(3)	(4)	(5)	(6)
90312010	Test benches, electrically operated	-	3.786	-	89.905
90312020	Test benches,not electrically operated	-	172	-	57.614
90314100	Optical instruments & appliances; inspecting semiconductor wafers/devices/for inspecting photomasks/reticles used in manufacturing semiconductor devices, n.e.c. in chapter 90	-	10	-	310
90314910	Optical instrument&appliances for measuring surface particulate contamination on semiconductor wafers	33	769	82.384	411.132
90314920	Optical error verification & repair apparatus for PCA/PWB and PCA	-	0	-	51
90314930	Other optical instruments&appliances for measuring/checkingPCB/PWB & PCA	1.197	1.231	367.649	373.672
90314990	Other optical instruments and appliances for other purposes	3.011	36.256	1.202.231	11.851.756
90318010	Cable tester	136	2.067	6.038	143.721
90318090	Oth instruments,appliances and machines,other cable tester	79.461	787.482	2.159.385	24.145.703
90319011	Part&acc incl pca of optical instrument&appl,inspecting semiconductor wafer,&acc of optical appl elctly operated	13	3.913	10.761	2.586.997
90319013	Parts&acc of oth optical instruments&appl for measuring/checking PCB/PWB & PCA,elctrically operated	-	321	-	2.017
90319019	Oth parts&acc oth than inspect wafer/repair/measure PCB,PWB,PWA for elctrically operated	6.009	73.046	419.873	4.124.342
90319020	Oth part&acc for measuring/checking instrument appliance&machines,not elctrically operated	12	2.802	2.079	81.003
90321010	Thermostats, electrically operated	23.087	256.698	1.298.199	14.540.618
90321020	Thermostats, not electrically operated	112	436	7.477	54.892
90322010	Manostats, electrically operated	-	1	-	37
90328100	Hydraulic or pneumatic	84	15.474	9.696	66.363
90328910	Apparatus w/i automatic data process mach for automaticlycontrol the propulsion,ballast/cargo handl system of ship	35	13.466	4.543	553.693
90328920	Automatic apparatus for regulating/controlling chem/electrochemical solutions in manufact PCB/PWB/PCA	142	3.598	13.392	274.584
90328931	Automatic regulating voltage units(stabilizers),electrically operated	1.597	15.937	15.835	458.092
90328939	Instrument&apparatus oth than automatic regulating voltage units(stabilizers),electrically operated	7.772	112.489	649.940	8.680.045
90328990	Oth automatic regulating/controlling instruments&app,not electrically operated	26.079	297.099	1.642.080	22.060.460
90329010	Parts&accessories of automatic data process mach,ballast/cargo handling sytem of ship of subheading 9032.89.10	-	1.521	-	2.814
90329030	Part & accessories automatic, regulating/controlling instruments & apparatus,of other elctly operated	20	219	1.453	8.126
90329090	Other part & accessories automatic, regulating/controlling instruments & apparatus,not elect operated	7.011	160.887	285.805	7.148.126
90330010	Parts&acc (not specifiedf/incl elsewhere in this chap) formach,appl,app of chap 90 for elect operated equipment	44.945	457.235	993.443	11.988.400
90330020	Parts&acc (not specifiedf/incl elsewhere in this chap) formach,appl,app of chap 90 for non elect operated equipment	103	895	23.374	90.365
91011100	Wrist-watches, elctly operated, whether/not incorporatinga stopwatch facility with mechanical display only	495	6.549	82.335	1.010.848
91011900	Wrist-watches, elctly operated, whether/not incorporatinga stopwatch facility without mechanical display only	7	205	6.197	69.675
91012100	Wrist-watches; not electrically operated, automatic winding, whether/not incorporating a stop-watch facility, case of precious metal or of metal clad with precious metal	36	410	310	183.216
91012900	Wrist-watches; not electrically operated, not automatic winding, whether or not incorporating a stop-watch facility, case of precious metal or of metal clad with precious metal	5	2.990	1.002	1.214.225

Tabel 3 : Ekspor Indonesia menurut Komoditi ( Kode HS 8 digit )

		November 2021			
Kode H S	Uraian golongan barang	Berat bersih (Kg)		Nilai F.O.B. ( U S \$ )	
		Bulan ini	Kumulatif	Bulan ini	Kumulatif
(1)	(2)	(3)	(4)	(5)	(6)
91019100	Pocket-watches&oth watches incl stopwatches with case of precious metal/of metal clad w/precious metal,elctly operate	-	2	-	434
91019900	Pocket-watches&oth watches incl stopwatches with case of precious metal/metal clad w/precious metal,no elctly operate	72	1.550	56.064	1.911.869
91021100	Wrist-watches, electrically operated, whether or notincorporating a stopwatch facility w/mechanical display only	1	174	5.460	117.157
91021200	Wrist-watches, electrically operated, whether or notincorporating a stopwatch facility w/optoelectr display only	85	1.052	4.754	136.984
91021900	Wrist-watches, electrically operated, whether/ not incorp.astopwatch facility w/o mechanical&optoelectr display only	11.646	38.319	45.595	586.199
91022100	Wrist-watches; whether or not incorporating a stop-watch facility, with automatic winding	34	305	33.243	473.280
91022900	Wrist-watches; whether or not incorporating a stop-watch facility, with other than automatic winding	2.717	4.555	376.020	3.016.035
91029900	Wrist-watches, pocket-waches&oth.watches with not electrically operated	115	1.148	280.712	2.407.322
91031000	Clocks with watch movements,excl clocks of heading 9104with electrically operated	-	15	-	61
91039000	Clocks with watch movements, excl clocks ofh9104 not elect operated	63	203	1.654	2.227
91040010	Instrument panel clocks& clocks of a similar type, for vhcl	0	8	38	885
91040090	Instrument panel clocks & clocks of a similar type, for spacecraft	-	14	-	1.060
91051100	Alarm clocks, electrically operated	145	145	1.588	1.588
91051900	Alarm clocks,not electrically operated	-	343	-	2.078
91052100	Wall clocks, electrically operated	7	901	7.294	10.257
91052900	Wall clocks, not electrically operated	9	5.475	56	1.884
91059990	Oth clocks, oth than Marine chronometers not electrically operated	-	27	-	643
91061000	Time-registers,time-recorders	16.732	177.029	1.175.595	12.576.192
91069010	Parking meters	-	12	-	220
91069090	Oth time of day recording&measuring app oth than parkingmeter	2.339	43.649	255.456	3.755.175
91070000	Time switches with clock/watch movement/with synchronousmotor	1.410	8.746	57.970	384.622
91081200	Watch move comp&assem w/opto elect display only,electrically operated	-	124	-	28.680
91081900	Watch move comp&assem oth than mechanical,opto-elect, electrically operated	1	3	7	182
91082000	Watch move comp&assem with automatic winding	-	2	-	563
91089000	Watch movements; complete and assembled, not automatic winding or electrically operated	-	606	-	25.095
91091000	Clock movements,complete and assembled, electricallyoperated	2	7	80	215
91099000	Clock movements,complete and assembled,not electricallyoperated	0	156	23	6.120
91101100	Complete movements,unassem /partly assem(movement sets) ofwatch	2	311	942	600.427
91101200	Incomplete movements, assembled of watches	-	8	-	2.295
91109000	Clocks; movements, whether or not complete, incomplete, assembled or unassembled	-	25	-	231.827
91118000	Watch cases; n.e.c. in heading no. 9111	-	58	-	744
91119000	Parts of watch cases	1	227	392	16.584
91122000	Clock cases and cases of a similar type for other goods of this chapter	-	1	-	21
91129000	Part of clock cases&cases of a similar type forother goods of this chapter	-	5	-	229



Tabel 3 : Ekspor Indonesia menurut Komoditi ( Kode HS 8 digit )

November 2021

Kode H S	Uraian golongan barang	Berat bersih (Kg)		Nilai F.O.B. ( U S \$ )	
		Bulan ini	Kumulatif	Bulan ini	Kumulatif
(1)	(2)	(3)	(4)	(5)	(6)
91131000	Watch straps,bands&bracelets of precious metal/of metal clad w/ precious metal	-	87	-	2.266
91132000	Watch straps,bands&bracelets of base metal,whether or not gold/silver plate	-	1	-	48
91139000	Watch straps, watch bands, watch bracelets, and parts thereof; n.e.c. in heading no. 9113	54	1.130	2.231	214.157
91141000	Springs, including hair-springs of clock or watch parts	-	0	-	2
91143000	Dials of clock or watch parts	-	3	-	852
91144000	Plates and bridges of clock/watch parts	-	1	-	6
91149000	Clock or watch parts; other than springs (including hairsprings), dials, plates, and bridges	5	1.383	408	36.259
92011000	Upright pianos	1.103.607	10.685.362	9.214.690	87.683.173
92012000	Grand pianos	240.631	2.128.695	3.733.154	33.900.393
92019000	Musical instruments; harpsichords and other keyboard stringed instruments n.e.c. in heading no. 9201	228	24.093	2.750	45.624
92021000	String musical instrument(violins,harps), played with a bow	27	2.141	523	329.128
92029000	Musical instruments; string, played other than with a bow (e.g. guitars and harps)	425.984	3.903.129	11.672.957	108.875.237
92051000	Brass-wind instruments	19	118	313	3.909
92059010	Keyboard pipe organ,harmonium&similar keyboard instrumentsw/ free metal reeds	-	836	-	83.167
92059090	Other wind musical instruments	77.108	816.321	3.172.083	34.263.655
92060000	Percussion musical instruments (exp, drm,xylophones,cymbals, castanets)	280.242	2.909.563	480.457	5.615.554
92071000	Keyboard instruments,oth than accordions	2.514.760	20.965.669	19.872.985	181.013.529
92079000	Musical instruments; (other than keyboard), the sound of which is produced or must be amplified electrically	869.183	8.720.868	18.194.465	182.478.939
92081000	Musical boxes	1	88	41	1.748
92089010	Decoy calls,whistles,call horns &oth mouth blown soundsignalling instrument	-	6.805	-	13.304
92089090	Fairground,mech street organ,sing bird, musical saw,othmusical instrument	506	3.224	3.444	32.863
92093000	Musical instrument strings	1.104	5.385	97.990	460.483
92099110	Part&accessories, strung backs,keyboards& metal frames for upright pianos	139.863	1.564.144	902.045	10.267.098
92099190	Other parts and accessories for pianos	192.509	1.353.218	1.274.325	9.497.046
92099200	Parts & accessories for the musical instrument of stringmusical instrument	375	6.046	5.006	148.786
92099400	Parts&acc,the music instrument of sound of which isprod/must be amplified, elect	302.312	3.863.831	2.066.249	25.063.763
92099900	Parts & accessories for oth musical instruments	46.183	463.176	1.724.148	11.562.915
93012000	Rocket launcers;flame-throwers;grenade launcers;torpedotubes&similar projector	-	675	-	55.917
93019000	Military weapons; other than revolvers, pistols, and arms of heading 9307, n.e.c. in heading 9301	-	845	-	70.626
93040010	Air guns,operating at pressure of less than 7 kg	-	0	-	6
93040090	Oth arms(spring,air/gas guns&pistols) excluding those ofheading 9307	20	20	123	123
93052000	Parts and accessories of shotguns or rifles of heading 9303	19	19	999	999
93059110	Parts&accessories of military weapons of heading 9301 ofleather/textile materia	-	1	-	38
93059190	Parts&acc of military weapons of head 9301,of oth thanleath/textile materia	-	192	-	814.139
93059999	Parts & accessories of revolver&pistol of heading 9302 of oth leather/textile	-	4	-	148
93069000	Bombs,grenades,torpedoes,mines,missiles, similar munitions of war & parts thereof	-	51.401	-	469.230
93070000	Swords,cutlasses,bayonets,lances&similar arms&parts thereof & scabbards & sheaths	75	1.306	425	15.674
94011000	Seats of a kind used for aircraft	3.802	5.550	8.325	13.091
94012010	Seats of a kind used for motor vehicles ofheading 8702/8703/8702/8703/8704	238	148.692	10.043	1.205.390

Tabel 3 : Ekspor Indonesia menurut Komoditi ( Kode HS 8 digit )

November 2021

Kode H S	Uraian golongan barang	Berat bersih (Kg)		Nilai F.O.B. ( U S \$ )	
		Bulan ini	Kumulatif	Bulan ini	Kumulatif
(1)	(2)	(3)	(4)	(5)	(6)
94012090	Seats of a kind used for motor vehicles oth than of heading 8702/8703/8704	1.246	450.953	9.667	4.176.325
94013000	Swivel seats with variable height adjustment	982	2.537	4.161	28.601
94014000	Seats oth than garden seats/ camping equepment,comvertible into beds	4.027	10.390	20.376	39.986
94015200	Seats of bamboo	3.337	23.250	9.004	75.220
94015300	Seats of rattan	1.195.251	12.447.693	8.686.206	78.659.174
94015900	Seat of cane,osier or similar material	358.424	2.712.389	4.317.958	31.942.332
94016100	Seats; with wooden frames, upholstered, (excluding medical, surgical, dental, veterinary or barber furniture)	645.996	7.081.015	4.987.717	47.221.899
94016910	Oth seats,with wooden frames, non-upholstered, withbackrest and/or the seat made of rattan	436.925	4.953.869	2.916.716	27.677.623
94016990	Oth seats,with wooden frames, non-upholstered, withoutbackrest and/or the seat made of rattan	8.012.234	77.680.926	45.576.773	419.182.734
94017100	Seats; with metal frames, upholstered, (excluding medical, surgical, dental, veterinary or barber furniture)	172.962	2.485.360	2.063.101	21.720.462
94017910	Other seats, with metal frames, non-upholstered, withbackrest and/or the seat made of rattan	218.430	2.287.494	1.250.598	13.117.061
94017990	Other seats, with metal frames, non-upholstered, withoutbackrest and/or the seat made of rattan	920.555	6.051.773	6.579.261	46.128.862
94018000	Seats; n.e.c. in heading no. 9401, (excluding medical, surgical, dental, veterinary or barber furniture)	376.808	2.079.453	2.666.593	15.467.328
94019010	Parts of aircraft seats (head 94011000)	7.957	155.467	50.133	920.297
94019031	headrest stiffeners for seats of subheading 94012010,	9	4.042	251	29.022
94019039	Parts of other seats	405.896	4.847.337	2.693.049	25.646.594
94019040	Parts of seats of subheading 94013000	15	1.081	10	11.313
94019092	Parts of seats of plastics	214.599	1.586.486	1.877.084	14.274.526
94019099	Parts of seats of other than plastics	212.824	1.734.029	1.036.549	9.832.923
94021010	Medis furniture,dentists chair & parts thereof	-	1.669	-	9.356
94021030	Medis furniture,barbers chairs&similar chairs thereof &thereof	133	8.720	2.590	31.013
94029010	Furniture designed for medical,surgical/ veterinary purposes &parts thereof, oth than chairs	215.953	1.194.141	1.273.537	8.793.437
94029020	Commodes	463	2.373	9.855	25.166
94029090	Oth furniture designed for medical, surgical/veterinary purpose&part thereof, oth than chairs and commodes	193.246	2.114.395	1.146.471	10.996.454
94031000	Metal furniture of a kind used in office	114.269	1.486.759	1.129.404	10.875.925
94032010	Oth metal furniture, fume cupboards	36.289	389.280	146.133	1.563.697
94032090	Oth metal furniture, other than fume cupboards	1.100.396	14.082.879	6.926.611	73.382.889
94033000	Wooden furniture of a kind used in offices	1.409.754	10.865.008	3.810.098	28.303.350
94034000	Wooden furniture of a kind used in the kitchen	3.971.743	46.916.345	10.388.237	121.474.608
94035000	Wooden furniture of a kind used in the bedroom	5.086.520	55.365.622	20.848.830	221.039.061
94036010	Oth wooden furniture,fume cupboard	911.021	7.421.840	3.182.307	24.889.254
94036090	Oth wooden furniture,oth than fume cupboard	25.276.087	251.792.101	97.212.974	903.861.284
94037010	Furniture of plastics for baby walker	1.451	3.490	1.590	10.774
94037020	Furniture of plastics for fume cupboard	12	42	52	516
94037090	Furniture of plastics oth than for baby walker,fumecupboard	225.126	2.288.136	2.011.749	21.128.198
94038200	Furniture of bamboo	66.364	672.123	146.146	1.525.512
94038300	Furniture of rattan	570.392	5.887.503	4.232.116	40.513.046
94038910	Fume Cupboard	1.853	19.108	7.030	72.353
94038990	Other furniture of cane, osier, bamboo or similar materials	274.957	3.175.290	1.935.278	20.789.891
94039010	Parts of baby walkers of plastics	3.189	24.950	22.592	196.112
94039090	Parts of metal, wood, plastics and bamboo furnitureother than baby walker	2.185.917	13.696.273	6.414.011	40.889.881
94041000	Mattress supports	141.781	1.267.673	485.903	4.210.295
94042110	Mattresses of cellular rubber, whether or not covered	74.162	526.307	617.563	5.325.614
94042120	Mattresses of cellular plastics, whether or not covered	5.817.763	46.302.698	27.374.873	192.177.778
94042910	Mattress springs of other materials	4.833.161	31.094.186	19.028.825	95.930.093
94042920	Mattress of hyperthermia or hypothermia type of othmaterials	574	1.260	342	7.835

Tabel 3 : Ekspor Indonesia menurut Komoditi ( Kode HS 8 digit )

November 2021

Kode H S	Uraian golongan barang	Berat bersih (Kg)		Nilai F.O.B. ( U S \$ )	
		Bulan ini	Kumulatif	Bulan ini	Kumulatif
(1)	(2)	(3)	(4)	(5)	(6)
94042990	Mattress of other materials excl spring mattress & hyperthermia or hypothermia type	1.266.327	13.020.203	3.773.815	37.466.143
94043000	Sleeping bags	2.619	12.581	70.493	310.355
94049010	Quilts,bedspreads & mattress protectors	109.804	642.687	1.003.003	4.960.585
94049090	Other articles of bedding&similar furnishing	258.777	3.253.313	2.525.354	30.127.440
94051020	Chandeliers&other electric ceiling/wall lighting fittings electric ceiling/wall lighting fittings for operating rooms	-	111	-	1.033
94051091	Spotlights for ceiling or wall	771	3.236	8.108	38.833
94051092	Fluorescent lamps and lighting fittings	70	7.945	115	404.649
94051099	Oth fluorescent lamps and lighting fittingsoth than for operating rooms	157.933	1.499.381	1.230.629	9.065.175
94052090	lamps of electric table,desk, bedside/ floor-standing lamps	31.215	318.129	166.065	2.216.598
94053000	Lighting sets of a kind used for christmas trees	29.563	1.337.491	261.785	8.763.273
94054020	Searchlights	6.012	39.167	77.456	594.291
94054040	Oth. electr lamps of spotlights	11.998	36.505	84.084	412.305
94054050	Oth electr lamps,of a kind used for lighting publicopenspace/thoroughfares	6.801	39.303	113.227	468.103
94054060	Other exterior lighting	5.277	48.365	108.738	987.164
94054080	Pilot lamp with fitting for electro-thermic domestic applic of heading 85.16	133.959	1.717.040	1.518.303	25.510.668
94054091	Fibre optic headband lamps of kind designed for medical use	2	65	16	1.349
94054099	Other lighting fittings	14.182	386.493	264.895	5.028.947
94055011	Non elect. Lamps of oil-burning, of bras forreligious rites	1.969	10.553	19.079	149.030
94055019	Other non elect. Lamps of oil-burning	-	4.732	-	58.802
94055040	Hurricane lamps	2.077	12.566	19.166	122.059
94055090	Other non elect lighting fittings	6.824	38.573	27.476	353.739
94056010	Warning signs, street name signs, road & traffic signs	500	503	250	412
94056090	Others illuminated signs	907	15.078	31.279	270.185
94059120	Parts of glass for spotlights	-	2	-	26
94059140	Parts of globes and chimneys	-	419	-	2.605
94059190	Other parts of glass for other lamps & lighting fittings	-	1.427	-	7.658
94059210	Parts of plastics for lamps for operating rooms	58	232	2.200	8.800
94059290	Other parts of plastics for other lamps & lighting fittings	73	10.786	9.713	66.074
94059910	Parts Lampshades of textile material	16	6.107	326	56.435
94059920	Parts Lampshades of other material	7.552	64.320	51.291	555.800
94059930	Parts of lamp of subheading 9405.50.11 or 9405.50.19	-	62	-	9.010
94059940	Parts for searchlights or spotlightsoth than of glass & plastics	330	2.494	23.237	184.096
94059950	Parts of lamp made of ceramics or metal	605	10.082	19.257	488.208
94059990	Other parts of lamp not made of ceramics, metal, glass, orplastics	15.800	201.307	214.785	2.195.163
94061010	Greenhouses of wood, fitted with mechanical or thermal equipment	-	4.500	-	7.732
94061090	Prefabricated buildings of wood	192.384	1.129.082	328.819	1.836.256
94069011	Greenhouses of non-wood, fitted with mechanical orthermal equipment made of iron or steel	1.394	21.471	18.069	58.978
94069019	Greenhouses of non-wood, fitted with mech/thermal equipment oth than made of iron/steel	10.615	48.496	37.226	124.134
94069020	Prefabricated buildings of non-wood, fitted withmechanical or thermal equipment made of plastics/ alumunium	1.527	10.909	1.822	115.720
94069030	Prefabricated buildings of non-wood, fitted withmechanical or thermal equipment of iron or steel	252.031	1.938.870	473.582	3.744.948
94069040	Prefabricated buildings of non-wood, fitted with mechanicalor thermal equipment of cement, concrete or artificial stone	1.013	75.574	1.511	230.795
94069090	Prefabricated buildings of non-wood, fitted withmechanical or thermal equipment made of oth material	14.950	316.728	10.422	468.994
95030010	Tricycles, scooters, pedal cars and similar wheeled toys;dolls carriages	20.781	455.225	125.924	2.227.628
95030021	Dolls, whether/not dressed	2.296.005	21.304.626	26.375.518	224.173.865
95030022	Garments & garments accessories; footwear & headgear of dolls	4.027	91.639	28.146	277.146
95030029	Other parts and accessories for dolls	34.714	317.678	369.478	3.250.399

Tabel 3 : Ekspor Indonesia menurut Komoditi ( Kode HS 8 digit )

November 2021

Kode H S	Uraian golongan barang	Berat bersih (Kg)		Nilai F.O.B. ( U S \$ )	
		Bulan ini	Kumulatif	Bulan ini	Kumulatif
(1)	(2)	(3)	(4)	(5)	(6)
95030030	Electric trains toys, includ tracks, signals and other accessories thereof	36	1.122	689	43.875
95030040	Reduces size model aircraft assembly kits, working or notmodels, working or not	408.200	2.450.153	3.920.424	28.967.888
95030050	Other construction sets& constructional toys, of materials other than plastics	2.907	62.678	44.713	483.582
95030060	Stuffed toys representing animals or non-human creatures	784.429	9.556.467	10.989.058	125.445.266
95030070	Puzzles of all kinds	9.878	643.426	71.965	4.022.934
95030091	Numerical/alphabetical/animal blocks or cut-out; wordbuilders/making set;	188.957	1.832.546	1.314.106	12.361.421
95030093	Marbles	-	11	-	233
95030094	Toys of rubber	286	981	1.462	9.804
95030099	Other toys or parts	826.120	7.370.393	5.386.197	49.364.961
95042020	Tables for billiards of all kinds	456	10.499	605	22.032
95042030	Billiard chawks	450	5.579	6.480	85.706
95042090	Oth articles & accessories for billiards of all kinds	658	7.078	16.185	189.588
95043010	Pintables or slot machines, operated by coins and by oth means of payment	1	13	1	206
95043020	Parts of oth games of wood, paper or plastics	3	18	196	237
95043090	Other games, operated by coins and by oth means of payment	20.782	229.950	262.242	2.918.870
95044000	Playing cards	700	25.015	16.130	105.368
95045010	Video game consoles and machines, other than those of subheading 9504.30, that used with a television receiver	72	194	4.996	9.441
95045090	Video game consoles and machines, other than those of subheading 9504.30, that used without a television receiver	956	2.720	22.207	328.701
95049010	Bowling requisites of all kind	95.000	95.015	54.000	54.054
95049021	Darts & parts & accessories that made of wood, paper or plastics	-	60	-	12
95049029	Darts & parts & accessories that made of material other than wood, paper and plastic	47	67	3.366	5.886
95049032	Tables designed for use with casino games, of wood or of plastics	-	36	-	51
95049036	Oth gambling equipment and paraphernalia	-	1.205	-	10.004
95049039	Other gambling equipment & paraphernalia equipment	2	3.075	2	3.491
95049092	Tables designed for game of wood/plastic not gambling equipment	-	1	-	19
95049093	Tables designed for games not of wood/ plastics, not gambling equipment	-	13.302	-	47.905
95049095	Tables designed for games not made of wood/plastics/paper, not gambling equipment	2	117	63	4.347
95049099	other table designed for games not wood/ plastics	58.064	1.054.528	133.421	2.339.906
95051000	Articles for christmas festivities	27.475	797.634	121.642	2.370.905
95059000	Festive,carnival/oth entertrn.articles incl conjuringtricks & novelty jokes	136.557	541.025	525.691	2.432.763
95061100	Skis of snow-skis	10	65	676	984
95061200	Ski-fastenings (ski-bindings)	-	5.200	-	215
95061900	Snow-ski equipment	207	13.963	10.099	265.766
95062100	Sailboards	26.354	214.920	565.604	4.142.856
95062900	Water sport equipment; water-skis, surf-boards and other water-sport equipment, excluding sailboards	24.978	491.277	352.216	4.566.589
95063100	Golf clubs, complete	2.106	8.362	33.126	132.999
95063200	Balls for golf	340.833	3.463.573	3.036.306	26.148.639
95063900	Golf equipment; other than clubs and balls	11.668	56.439	137.331	815.257
95064010	Tables tennis	467	6.896	181	3.261
95064090	Oth articles & equip for table-tennis	808	6.262	31.674	324.990
95065100	Lawn-tennis rackets, whether/not strung	19	670	3.815	64.789
95065900	Badminton or similar rackets, whether/ not strung	37	1.917	668	149.089
95066100	Lawn-tennis balls	9.461	123.087	70.442	1.057.924
95066200	Inflatable balls	137.866	622.531	1.231.740	6.018.941

Tabel 3 : Ekspor Indonesia menurut Komoditi ( Kode HS 8 digit )

November 2021

Kode H S	Uraian golongan barang	Berat bersih (Kg)		Nilai F.O.B. ( U S \$ )	
		Bulan ini	Kumulatif	Bulan ini	Kumulatif
(1)	(2)	(3)	(4)	(5)	(6)
95066900	Balls; (other than inflatable or for lawn-tennis, golf or table-tennis)	1.277	23.468	4.079	402.083
95067000	Ice skates & roller skates, incl skating boots with skates attached	240	431	13.953	16.942
95069100	Artic & equip for general physics exercise, gymnastics or athletics	5.454	72.147	256.940	1.738.036
95069910	Bows (including crossbows) and arrows	3	84	281	5.253
95069920	Nets, cricket pads and shin guards	83.680	187.430	1.421.984	2.028.165
95069930	Shuttlecocks	12	5.454	316	170.327
95069990	Articles & equipment for outdoor games, swimming pools and paddling tools	37.409	656.810	349.638	7.830.433
95071000	Fishing rods	27.688	265.781	3.395.332	32.574.593
95072000	Fish-hooks, whether/not snelled	30.757	253.075	1.836.042	14.666.937
95073000	Fishing reels	1.286	8.815	42.728	238.351
95079000	Fishing tackle n.e.c., butterfly nets, decoy birds (other than those of heading no. 9208 or 9705) and similar hunting or shooting requisites	16.782	271.571	409.783	8.026.215
95089000	Roundabouts, swings, shooting galleries & oth fairground amusement; trave theatres	-	3	-	100
96011090	Articles of ivory oth than cigarette cases, tobacco jars, and ornamen	-	1.260	-	29.558
96019011	Cigar or cigarette cases, tobacco jars; ornamental articles of mother-of-pearl or tortoise-shell	17.300	94.489	65.571	968.077
96019012	Pearl Nucleus	-	406	-	12.903
96019019	Oth article made of mother-of-pearl or tortoise-shell excl cigar/cigarette case, tobacco jar, ornamental & pearl nucleus	6.994	230.812	114.382	2.010.310
96019090	Bone, horn, antlers, coral, and articles made of them	153	30.466	6.638	468.964
96020010	Gelatin capsules for pharmaceutical products	46.503	591.418	1.199.067	15.223.282
96020020	Cigar/cigarette cases, tobacco jars & household ornamental articles	-	89.381	-	31.741
96020090	Oth worked veget/minerl carving material & articles of these materials	5.880	31.126	60.885	240.294
96031010	Brushes consisting of twig/oth vegetable materials bound together	38.485	837.652	63.276	469.249
96031020	Brooms consisting of twig/oth vegetable materials bound together	5.542.354	48.021.599	2.156.810	19.380.053
96032100	Tooth brushes, incl dental-plate brushes	45.435	505.032	563.979	5.979.685
96032900	Shaving brushes, hair brush, nail brush, eyelash & oth brush for use on the person	26.367	172.404	334.571	2.002.236
96033000	Artists' brushes, writing brush & similar brushes for the application of cosmetic	31	2.011	224	33.590
96034000	Paint, distemper, varnish/similar brushes oth than 9603.30; Paint pads & rollers	335.605	2.999.826	1.702.576	14.049.596
96035000	Brushes; constituting parts of machines, appliances or vehicles	64	737	255	20.276
96039010	Prepared knots and tufts for broom or brush making	-	79.790	-	332.348
96039020	Hand-operated mechanical floor sweepers, not motorised	9	8.479	68	14.891
96039040	Other brushes, other than tooth brush, hair brush, shaving brush	-	1.777	-	27.842
96039090	Mops and feather dusters; squeegees (oth than rollers squeegees)	28.950	409.175	145.257	2.143.373
96040010	Hand sieves and hand riddles of metal	-	637	-	3.549
96040090	Hand sieves and hand riddles of other material	83	548	35	4.168
96050000	Travel sets for personal toilet, sewing or shoe or clothes cleaning	10.157	53.391	41.237	301.544
96061010	Press-fasteners, snap-fasteners and press-studs and part thereof of plastic	153	215	8.550	11.444
96061090	Press-fasteners, snap-fasteners and press-studs and part thereof of other	280	13.238	28.270	202.255
96062100	Buttons of plastics, not covered with textile material	627	5.035	41.647	93.961
96062200	Buttons of base metal, not covered with textile material	6	96	429	14.596

Tabel 3 : Ekspor Indonesia menurut Komoditi ( Kode HS 8 digit )

November 2021

Kode H S	Uraian golongan barang	Berat bersih (Kg)		Nilai F.O.B. ( U S \$ )	
		Bulan ini	Kumulatif	Bulan ini	Kumulatif
(1)	(2)	(3)	(4)	(5)	(6)
96062900	Buttons; of other than base metal or plastics, not covered with textile material	4.119	84.277	62.605	1.034.568
96063010	Button moulds & other parts of buttons; button blanks, of plastic	247	5.299	11.675	83.353
96063090	Button moulds & other parts of buttons; button blanks, of other material	9.331	45.689	211.693	1.415.178
96071100	Slide fasteners fitted with chain scoops of base metal	109.360	690.773	207.854	1.412.047
96071900	Slide fasteners; other than those fitted with chain scoops of base metal	26.396	351.360	276.985	3.487.365
96072000	Parts of slide fasteners	1.298.155	13.995.801	9.428.113	94.277.720
96081010	Ball point pens of plastics	12.841	92.735	136.256	1.343.113
96081090	Ball point pens of other than plastics	36.253	263.928	706.205	6.384.145
96082000	Felt tipped & other porous-tipped pens and markers	105.074	627.727	872.929	5.728.612
96083020	Fountain pens	-	8.703	-	52.651
96083090	Oth fountain pens, stylograph pens and other pens	102	2.800	2.321	739.174
96084000	Propelling or sliding pencils	75	2.236	3.801	83.099
96085000	Sets of articles from two or more of the foregoing subheadings	12	591	371	15.826
96086010	Refills for ball point pens, comprising the ball point&ink- of plastics	754	1.063	1.990	28.791
96086090	Refills for ball point pens, comprising the ball point&ink-of other than plastics	548	7.476	23.354	314.576
96089190	Pen nibs and nib points of oth than gold and gold platedPen nibs and nib points of oth material	1	493	40	44.737
96089991	Parts of ball point pens of plastics	22	918	17	19.969
96089999	Penholders,pencil-holders&similar holder;parts of ball poin	3	276	56	5.164
96091010	Black pencils, with lead encased in a rigid sheath	163.381	1.303.986	1.361.318	10.743.895
96091090	Crayons & oth pencils with lead encased in a rigid sheath	180.283	2.040.585	1.968.209	20.570.608
96092000	Pencil leads, black or coloured	29.507	225.345	202.895	1.472.555
96099030	Pencils & crayons other than those of subheading 9609.10	8	91	32	797
96099091	Writing or drawing chalks	70.880	623.315	86.885	662.726
96099099	Pastels, drawing charcoals, tailors' cha and other pencils	1.048.086	6.839.564	2.215.223	14.545.379
96100010	School slates, with writing or drawing surfaces	-	48.913	-	104.777
96100090	Boards and oth slates, with writing or drawing surfaces	201.647	1.198.764	579.036	3.081.840
96110000	Date, seal/numbering stamps & the like,in the hand operatd;hand composing stick	93	851	4.178	123.638
96121010	Ribbons of textile fabric	94.451	921.309	2.098.842	19.413.011
96121090	Ribbons of other materials or similar ribbons	5.582	57.925	92.838	827.127
96122000	Ink-pads	-	1.028	-	6.818
96131010	Pocket lighters, gas fuelled, non- refillable of plastics	-	6.455	-	37.406
96131090	Pocket lighters, gas fuelled, non-refillable of other materials	55	146	636	1.867
96132010	Pocket lighters, gas fuelled, refillable of plastics	-	8	-	4
96132090	Pocket lighters, gas fuelled, refillable of other materials	-	7	-	1.542
96138010	Piezo-electric lighters for stoves and ranges	82.548	716.285	423.985	3.728.471
96138090	Lighters; whether or not mechanical or electrical, n.e.c. in heading no. 9613	-	5	-	67
96139010	Refilled cartridge or oth receptaclespart of mechncl lighter,cont liquid fuel	5.807	6.275	53.034	112.330
96139090	Other parts of lighters	-	3	-	51
96140010	Roughly shaped blocks of wood or rootfor the manufacture of pipes	-	18	-	168
96140090	Smoking pipes and cigar or cigaretteholder and parts thereof	33	269	4.955	20.531
96151120	Combs, hair-slides and the like of hard rubbers	830	7.215	5.030	46.233
96151130	Combs, hair-slides and the like of plastics	351	6.704	200	25.313
96151900	Combs, hair-slides and the likeother than hard rubbers or plastics	1.420	6.411	41.726	82.003
96159011	Decorative hair pins of aluminium	-	2	-	272
96159012	Decorative hair pins of iron or steel	-	34	-	330
96159019	Other decorative hair pins	69	619	575	9.638
96159029	Other parts of combs, hair pins, and the like	-	136	-	957
96159091	Curling grips, hair-curlers and the like of aluminium	-	315	-	3.910
96159092	Curling grips, hair-curlers and the like of iron or steel	22	249	229	1.838

Tabel 3 : Ekspor Indonesia menurut Komoditi ( Kode HS 8 digit )

November 2021

Kode H S	Uraian golongan barang	Berat bersih (Kg)		Nilai F.O.B. ( U S \$ )	
		Bulan ini	Kumulatif	Bulan ini	Kumulatif
(1)	(2)	(3)	(4)	(5)	(6)
96159093	Curling grips, hair-curlers and the like of plastics	87	88	746	752
96159099	Other curling grips, hair-curlers and the like	3	124	597	1.729
96161010	Scent sprays and similar toilet sprays	-	25.495	-	517.276
96161020	Mounts and heads of scent sprays and similar toilet sprays	8.545	163.573	55.034	930.603
96162000	Powder-puffs & pads for the application of cosmetics or toilet preparations	1.440	11.458	6.872	137.459
96170010	Vacuum flasks and other vacuum vessels	13.332	68.459	18.702	180.239
96170020	Parts of vacuum flasks or vacuum vessels	416	524	2.566	2.936
96180000	Tailor' dummies, oth lay figure; automata & animated displ. shop window dressing	5.305	58.099	235.550	2.316.750
96190011	Disposible sanitary towel, tanpon, napkin with an absorbent core of textile	3.104	270.824	18.412	870.085
96190012	Sanitary towels and tampons of paper, paper pulp, cellulose wadding or webs of cellulose fibres	263.936	2.305.525	1.210.814	10.900.607
96190013	Baby napkins and pads for incontinence, of paper, paper pulp, cellulose wadding or webs of cellulose fibres	2.880.903	23.758.021	7.433.650	63.223.055
96190014	Other disposable articles made of paper, paper pulp, cellulose wadding or webs of cellulose fibres	25.969	271.286	85.497	871.460
96190019	Oth disposible sanitary towel, tampons, napkins and napkinsliners for babies	450.706	6.229.230	1.296.739	15.941.785
96190099	Oth sanitary towel, tampons, napkins, with an absorbent core of wad of oth material	527	45.153	1.365	169.138
96200010	Monopods, bipods, tripods and similar articles made of plastics	2.546	16.594	76.217	434.913
96200030	Monopods, bipods, tripods and similar articles made of iron and steel	22	595	107	2.324
96200040	Monopods, bipods, tripods and similar articles made of aluminium	88	2.579	6.675	89.692
96200090	Monopods, bipods, tripods and similar articles made of other material	51	8.420	12.829	62.813
97011000	Paintings, drawings and pastels, executed entirely by hand	6.159	106.140	168.215	3.176.165
97019000	Colleges & similar decorative plaques executed entirely by hand	12.566	148.788	90.844	1.694.709
97020000	Original engravings, prints & lithographs	-	11	-	494
97030000	Original sculptures and statuary, in any material.	29.946	516.472	73.262	1.092.486
97040000	Postage/revenue stamps, stamp postmark, first-day covers, stamped paper	10	856	22	8.571
99991000	Postal packages n.c.a.k	61.633	754.644	1.422.242	13.183.895
<b>Total Ekspor</b>		<b>50.304.014.123</b>	<b>572.249.204.520</b>	<b>22.844.428.637</b>	<b>209.162.920.814</b>

Sumber : dokumen PEB dan non PEB, diolah

Tabel 4. Ekspor Indonesia menurut Negara Tujuan

November 2021

Kode Negara	Negara Tujuan	Berat bersih / Net weight (Kg)		Nilai / Value F.O.B. ( U S \$ )	
		Bulan ini	Kumulatif	Bulan ini	Kumulatif
(1)	(2)	(3)	(4)	(5)	(6)
JP	JAPAN	3.066.156.000	30.783.111.246	1.749.534.288	16.005.594.434
HK	HONG KONG	392.059.343	5.093.079.305	239.397.205	1.864.322.952
KP	KOREA, DEM. PEOPLE'S REP.	-	128.170	-	56.269
KR	KOREA, REPUBLIC OF	2.686.753.969	26.315.563.394	918.226.465	8.097.800.504
TW	TAIWAN	1.685.604.155	20.178.179.264	612.974.367	6.332.271.405
CN	CHINA	22.445.594.836	235.383.194.799	5.832.993.795	48.435.108.095
MN	MONGOLIA	163.727	4.699.969	869.907	14.828.352
MO	MACAU	216.387	1.397.646	1.148.460	7.472.905
PG	PAPUA NEW GUINEA	16.618.813	203.195.032	15.034.462	177.852.187
TH	THAILAND	1.291.409.865	18.991.240.284	586.805.008	6.415.767.810
SG	SINGAPORE	1.746.644.880	18.538.927.734	1.097.339.195	10.519.039.613
PH	PHILIPPINES	2.964.937.469	32.532.965.484	905.590.475	7.802.330.201
MY	MALAYSIA	3.215.063.727	32.852.457.986	1.297.503.388	10.996.666.893
MM	MYANMAR	63.222.301	1.012.707.774	78.685.812	992.159.397
KH	CAMBODIA	184.199.231	2.112.452.980	57.528.381	475.866.949
BN	BRUNEI DARUSSALAM	173.547.825	1.489.695.908	27.734.821	199.619.728
LA	LAO PEOPLE'S DEM. REP.	153.329	1.123.258	1.002.969	7.217.708
NP	NEPAL	1.235.021	20.948.342	1.427.775	26.635.198
BT	BHUTAN	35	30.051	3.625	71.617
VN	VIET NAM	1.096.155.960	18.442.453.060	660.322.932	6.213.351.294
MV	MALDIVES	1.867.299	91.151.080	4.234.704	35.700.587
IN	INDIA	4.930.606.860	73.931.257.231	1.165.381.960	12.082.725.839
PK	PAKISTAN	433.367.046	5.606.882.362	273.901.841	3.396.705.569
BD	BANGLADESH	653.192.702	11.116.431.914	239.387.778	2.630.668.183
LK	SRI LANKA	12.356.010	993.350.460	27.160.444	364.106.122
AF	AFGHANISTAN	83.643	6.059.298	1.665.250	14.141.262
IQ	IRAQ	8.798.873	165.003.435	11.331.587	188.988.045
IR	IRAN (ISLAMIC REPUBLIC OF)	5.853.304	129.058.155	12.232.488	167.588.928
SA	SAUDI ARABIA	80.853.074	873.173.454	138.774.573	1.399.278.603
IL	ISRAEL	7.487.382	64.423.869	15.509.138	150.114.718
KW	KUWAIT	4.887.370	59.936.024	8.758.377	119.880.616
JO	JORDAN	7.353.294	84.979.208	53.536.850	283.726.954
LB	LEBANON	3.946.358	41.564.805	5.134.236	46.580.048
PS	PALESTINA	-	71.429	-	302.250
YE	YEMEN	2.341.142	84.788.306	4.824.937	105.617.429
OM	OMAN	15.780.946	158.038.164	22.958.062	219.559.252
SY	SYRIA ARAB REPUBLIC	536.381	7.648.031	1.790.531	18.235.473
TR	TURKEY	57.602.489	936.993.151	121.155.558	1.466.378.273
AE	UNITED ARAB EMIRATES	106.964.040	833.825.063	229.399.457	1.707.904.151
QA	QATAR	4.223.349	78.296.997	14.369.235	206.175.810
BH	BAHRAIN	1.866.057	18.220.323	4.099.178	39.685.566
CY	CYPRUS	734.780	5.972.130	955.154	8.239.324
EG	EGYPT	70.442.635	1.232.547.199	104.464.159	1.437.238.017
LY	LIBYAN ARAB JAMAHIRIYA	795.564	9.636.871	1.409.535	15.925.306
MA	MOROCCO	2.794.401	32.768.716	11.142.407	94.301.416
TN	TUNISIA	1.682.557	70.155.640	3.102.009	92.211.780
DZ	ALGERIA	12.592.189	181.381.965	19.580.801	211.964.745
SD	SUDAN	193.401	84.282.534	391.814	104.725.913
LS	LESOTHO	-	39	-	26.980
NA	NAMIBIA	5.495	924.870	42.120	942.719
ET	ETHIOPIA	2.569.577	25.070.857	6.437.871	38.962.182
TZ	TANZANIA, UNITED REP. OF	15.775.950	302.237.409	22.020.889	339.362.676
MG	MADAGASCAR	5.183.123	59.115.767	4.124.172	51.228.009
SO	SOMALIA	4.393.641	46.382.157	8.064.794	83.884.341
KE	KENYA	21.898.804	465.440.932	26.879.672	494.511.553
RE	REUNION	523.378	6.426.705	1.124.401	11.713.987
MZ	MOZAMBIQUE	6.635.059	158.441.764	5.912.946	101.040.999
BW	BOTSWANA	-	106.868	-	119.223
GQ	EQUATORIAL GUINEA	1.883.443	12.292.506	2.549.724	14.434.007
TG	TOGO	11.619.790	271.638.357	19.137.551	232.384.587
GH	GHANA	15.925.415	164.043.342	21.395.643	182.544.259
LR	LIBERIA	4.186.727	32.477.652	5.155.001	36.331.284



Tabel 4. Ekspor Indonesia menurut Negara Tujuan

November 2021

Kode Negara	Negara Tujuan	Berat bersih / Net weight (Kg)		Nilai / Value F.O.B. ( U S \$ )	
		Bulan ini	Kumulatif	Bulan ini	Kumulatif
(1)	(2)	(3)	(4)	(5)	(6)
GN	GUINEA	516.367	68.585.941	907.837	83.725.541
AO	ANGOLA	15.687.045	147.912.666	17.113.018	148.630.543
CG	CONGO	7.093.270	56.652.321	8.737.770	63.878.727
CM	CAMEROON	1.516.381	17.837.116	2.390.652	25.819.476
NG	NIGERIA	24.592.019	284.361.076	38.478.086	421.546.543
SL	SIERRA LEONE	1.025.525	5.288.358	1.218.899	7.810.407
GA	GABON	805.651	3.552.795	1.437.782	7.724.413
CI	COTE D'IVOIRE	8.169.414	194.997.662	10.560.408	117.379.106
SN	SENEGAL	21.066.915	107.972.118	27.478.963	151.905.708
MR	MAURITANIA	25.437.368	145.874.524	42.724.811	176.418.984
ML	MALI	370.364	5.311.760	595.892	7.841.007
BJ	BENIN	15.432.834	279.838.549	19.345.486	230.564.101
BF	BURKINA FASO	170.363	4.495.282	459.564	14.222.466
GW	GUINEA BISSAU	-	487.549	-	407.877
GM	GAMBIA	3.058.213	60.342.408	4.134.141	68.251.252
SC	SEYCHELLES	251.633	1.033.182	575.302	2.667.766
UG	UGANDA	466.832	3.247.067	349.447	5.518.723
CF	CENTRAL AFRICAN REPUBLIC	27.025	1.865.001	376.069	2.010.916
NE	NIGER	78.954	1.239.541	185.252	4.547.845
TD	CHAD	2.462	21.542	165.000	206.975
DJ	DJIBOUTI	15.149.355	255.596.148	18.878.982	275.016.053
SH	SAINT HELENA	-	39.575	-	34.299
ST	SAO TOME AND PRINCIPE	-	1.316.913	-	1.822.705
SZ	SWAZILAND	24.654	323.036	253.382	1.858.413
ZA	SOUTH AFRICA	41.755.491	582.964.068	71.370.280	846.805.030
ZW	ZIMBABWE	275.372	2.549.459	484.714	3.928.680
ZM	ZAMBIA	2.676	293.429	72.599	1.276.582
MW	MALAWI	959.803	9.884.116	893.856	7.935.253
KM	COMOROS	224.946	2.850.388	369.068	3.471.010
BI	BURUNDI	-	161.940	-	527.230
MU	MAURITIUS	46.535.549	348.131.254	6.514.367	57.364.435
RW	RWANDA	96.244	410.252	37.919	430.172
YT	MAYOTTE	141.895	1.860.175	161.201	1.610.806
CD	DEMOCRATIC REP. OF THE CONGO	5.136.692	27.288.241	6.710.128	32.385.838
AU	AUSTRALIA	172.183.189	2.712.782.640	268.392.562	2.978.257.968
NZ	NEW ZEALAND	201.112.351	3.108.728.404	63.111.711	660.229.079
FM	MICRONESIA, FED. STATES OF	129.192	827.941	210.254	1.463.656
GU	GUAM	23.740	655.654	58.289	738.196
PW	PALAU	37.966	184.408	26.804	641.868
NR	NAURU	84.535	223.903	91.384	391.055
NC	NEW CALEDONIA	515.622	4.821.664	1.147.707	11.209.696
MP	NORTHERN MARIANA ISLANDS	24.038	312.143	17.295	489.341
VC	SAINT VINCENT AND THE GRENADINES	1.050	127.189	6.209	173.531
VU	VANUATU	347.742	4.086.946	543.494	6.361.419
WF	WALLIS AND FUTUNA ISLANDS	76.425	257.197	138.555	492.869
AS	AMERICAN SAMOA	70.317	2.009.969	51.285	3.082.785
CK	COOK ISLANDS	4.364	174.846	41.146	499.378
FJ	FIJI	1.148.314	146.441.434	2.761.995	26.454.052
KI	KIRIBATI	179.846	2.754.333	334.621	4.181.133
MH	MARSHALL ISLANDS	23.618	584.100	100.000	1.282.927
WS	SAMOA	677.343	5.666.012	1.182.003	9.404.832
SB	SOLOMON ISLANDS	622.242	8.342.122	1.043.963	13.957.877
TO	TONGA	350.266	3.574.073	457.807	5.476.522
TV	TUVALU	-	52.749	-	75.309
TK	TOKELAU	-	8.029	-	24.654
PN	PITCAIRN	-	100.000	-	147.000
TL	EAST TIMOR	69.388.564	466.661.175	30.060.191	222.098.893
US	UNITED STATES	555.776.622	6.189.825.008	2.539.842.754	23.133.393.224
CA	CANADA	20.708.897	281.155.375	92.847.301	943.327.274
MX	MEXICO	79.060.560	690.740.361	140.771.474	1.146.530.268
GT	GUATEMALA	1.729.347	26.695.032	6.840.323	67.895.060
HN	HONDURAS	6.061.376	36.712.507	21.300.123	114.190.917

Tabel 4. Ekspor Indonesia menurut Negara Tujuan

November 2021

Kode Negara	Negara Tujuan	Berat bersih / Net weight (Kg)		Nilai / Value F.O.B. ( U S \$ )	
		Bulan ini	Kumulatif	Bulan ini	Kumulatif
(1)	(2)	(3)	(4)	(5)	(6)
NI	NICARAGUA	408.459	95.545.424	1.991.151	32.144.421
PA	PANAMA	1.959.157	23.883.701	14.038.761	79.203.249
CU	CUBA	875.089	15.056.642	707.046	12.160.534
CW	CURACAO	39.589	115.449	13.427	86.324
SR	SURINAME	132.809	2.308.205	360.534	3.858.773
CL	CHILE	34.651.009	127.004.721	32.283.330	229.166.689
VE	VENEZUELA	572.194	12.527.805	670.320	22.417.779
AR	ARGENTINA	43.652.561	139.989.008	38.964.008	260.313.774
BR	BRAZIL	57.049.614	684.902.683	119.786.505	1.401.835.710
CO	COLOMBIA	17.311.491	196.091.148	33.388.441	296.146.938
BO	BOLIVIA	325.283	6.158.684	1.470.731	19.608.605
UY	URUGUAY	13.576.713	29.712.752	9.071.854	40.216.381
PY	PARAGUAY	233.666	2.989.100	1.432.899	23.755.608
EC	ECUADOR	4.459.956	69.973.924	11.580.888	112.862.439
PE	PERU	26.672.927	222.034.798	32.480.708	291.728.874
GY	GUYANA	146.801	2.059.877	312.157	3.611.683
TT	TRINIDAD AND TOBAGO	594.170	12.357.114	1.560.278	18.001.096
BS	BAHAMAS	36.121	302.872	249.158	1.580.346
JM	JAMAICA	2.350.261	11.703.856	3.799.638	19.007.993
PR	PUERTO RICO	1.162.052	10.687.430	6.566.704	40.390.660
BZ	BELIZE	-	282.444	-	704.325
DO	DOMINICAN REPUBLIC	1.852.031	20.862.668	5.971.260	52.388.343
SV	EL SALVADOR	756.535	18.565.004	2.875.365	29.007.430
CR	COSTA RICA	768.781	9.469.067	3.680.177	32.891.781
HT	HAITI	10.515.047	113.588.031	12.783.066	123.892.258
BB	BARBADOS	141.997	1.173.560	381.775	2.546.565
AG	ANTIGUA AND BARBUDA	4.110	165.948	45.010	1.118.578
AI	ANGUILLA	-	1.993	-	47.074
AW	ARUBA	33.472	254.882	33.385	709.920
BM	BERMUDA	27.104	179.094	234.347	1.455.571
CV	CAPE VERDE	117.424	474.056	99.958	650.484
KY	CAYMAN ISLANDS	24.948	154.295	191.780	1.005.442
DM	DOMINICA	108.308	375.326	750.860	2.465.704
GF	FRENCH GUIANA	44.959	262.053	82.593	395.319
PF	FRENCH POLYNESIA	619.578	87.603.104	1.034.280	12.976.650
GL	GREENLAND	-	2.684	-	35.904
GD	GRENADA	87.132	511.009	124.406	642.020
MQ	MARTINIQUE	97.927	951.337	226.081	3.315.954
AN	NETHERLANDS ANTILLES	45.058	587.549	422.700	4.811.598
LC	SAINT LUCIA	10.675	431.911	100.584	1.344.208
TC	TURKS AND CAICOS ISLANDS	19.920	40.007	12.183	176.241
GP	GUADELOUPE	311.787	1.735.418	837.766	5.419.368
KN	SAINT KITTS AND NEVIS	3.235	68.000	26.769	533.439
MS	MONTserrat	-	71	-	1.094
VG	VIRGIN ISLANDS (BRITISH)	5.834	51.034	35.932	409.671
VI	U.S. VIRGIN ISLANDS	1	28.574	337	153.285
GB	UNITED KINGDOM	57.929.536	436.641.697	127.596.390	1.342.555.085
NL	NETHERLANDS	334.040.325	3.812.415.326	464.409.955	4.152.442.141
FR	FRANCE	24.200.979	243.323.947	95.471.880	909.691.479
DE	GERMANY, FED. REP. OF	58.568.002	603.180.360	274.413.333	2.624.351.564
AT	AUSTRIA	409.284	3.640.874	3.745.288	34.341.466
BE	BELGIUM	31.646.807	473.109.560	158.740.214	1.463.769.785
CH	SWITZERLAND	449.745	5.143.192	169.948.247	1.307.857.500
LU	LUXEMBOURG	2.943.432	20.068.588	5.279.615	36.475.615
GI	GIBRALTAR	970.406	2.920.334	367.985	1.068.852
MC	MONACO	19.788	74.145	395.478	1.453.307
DK	DENMARK	6.560.431	65.466.904	19.303.650	185.493.613
NO	NORWAY	1.171.403	13.863.195	3.291.634	51.129.654
SE	SWEDEN	6.345.744	87.787.779	22.819.837	216.014.707
FI	FINLAND	1.931.698	31.531.361	4.742.124	76.925.004
IE	IRELAND	12.777.528	36.742.128	8.796.889	85.795.109
IT	ITALY	168.640.194	1.620.305.645	307.716.685	2.544.249.757

Tabel 4. Ekspor Indonesia menurut Negara Tujuan

		November 2021			
Kode Negara	Negara Tujuan	Berat bersih / Net weight (Kg)		Nilai / Value F.O.B. ( U S \$ )	
		Bulan ini	Kumulatif	Bulan ini	Kumulatif
(1)	(2)	(3)	(4)	(5)	(6)
ES	SPAIN	225.384.097	1.754.517.509	267.573.000	2.193.251.003
PT	PORTUGAL	2.363.207	60.431.586	7.976.040	115.330.954
IS	ICELAND	44.800.819	44.932.228	17.400.344	17.920.962
GR	GREECE	21.348.410	156.226.427	32.387.874	209.816.159
VA	VATICAN CITY STATE	-	2	-	82
AD	ANDORRA	-	64.466	-	216.796
LI	LIECHTENSTEIN	-	18	-	2.487
HU	HUNGARY	777.983	15.044.373	5.751.772	87.620.731
PL	POLAND	10.848.187	149.807.233	54.012.924	591.556.296
RO	ROMANIA	3.510.907	47.997.083	8.246.181	97.115.034
BG	BULGARIA	2.218.958	21.529.478	3.626.832	35.754.972
AL	ALBANIA	494.520	5.095.667	636.675	6.910.957
AM	ARMENIA	26.115	725.327	104.033	1.857.248
AZ	AZERBAIJAN	149.681	1.241.555	271.954	5.174.726
BY	BELARUS	12.168	551.983	174.972	6.188.764
KZ	KAZAKHSTAN	116.867	6.007.692	531.740	11.738.188
KG	KYRGYZSTAN	169.492	1.223.625	218.039	2.118.335
MD	MOLDOVA, REPUBLIC OF	46	48.638	100	359.061
TJ	TAJIKISTAN	35.986	519.138	38.685	1.015.073
TM	TURKMENISTAN	120	759.235	6.400	1.259.649
UA	UKRAINE	11.644.757	330.232.016	16.136.637	383.888.197
UZ	UZBEKISTAN	429.559	6.526.685	1.181.579	18.824.999
LT	LITHUANIA	559.110	6.149.742	1.267.314	13.161.847
LV	LATVIA	5.723.611	38.177.787	10.221.339	58.518.635
EE	ESTONIA	30.263.110	211.787.577	40.942.432	273.267.184
GE	GEORGIA	20.706.522	110.541.952	43.237.127	231.420.129
HR	CROATIA	2.477.681	27.247.871	3.791.417	40.320.403
BA	BOSNIA AND HERZEGOVINA	34.000	130.279	63.699	673.803
MT	MALTA	127.894	7.495.799	501.758	7.060.744
SK	SLOVAKIA	185.037	2.081.297	2.996.480	29.484.330
SI	SLOVENIA	3.562.594	210.333.800	7.998.100	109.162.796
CZ	CZECH REPUBLIC	429.396	11.170.005	5.900.945	82.697.695
MK	REP. OF MACEDONIA	22.500	1.090.247	31.343	2.593.904
FO	FAEROE ISLANDS	-	4.817	-	50.064
RU	RUSSIA FEDERATION	88.743.339	915.339.228	143.720.367	1.382.348.831
RS	SERBIA	226.856	3.089.768	1.356.811	10.903.129
ME	MONTENEGRO	260.256	2.503.643	425.072	4.319.746
<b>Total Ekspor</b>		<b>50.304.014.123</b>	<b>572.249.204.520</b>	<b>22.844.428.637</b>	<b>209.162.920.814</b>

Sumber : dokumen PEB dan non PEB, diolah

Tabel 5 : Ekspor Indonesia menurut Provinsi dan Pelabuhan muat

November 2021

Pelabuhan	Pelabuhan Muat	Berat bersih / Net weight (Kg)		Nilai / Value F.O.B. ( U S \$ )	
		Bulan ini	Kumulatif	Bulan ini	Kumulatif
(1)	(2)	(3)	(4)	(5)	(6)
<b>ACEH</b>		<b>720.245.434</b>	<b>8.621.905.434</b>	<b>50.267.000</b>	<b>320.379.245</b>
IDLSW	LHOK SEUMAWE	2.795.884	46.355.049	1.711.662	18.737.147
IDMEQ	MEULABOH	717.422.000	8.562.677.000	48.370.754	299.228.298
IDBTJ	BLANG BINTANG (U)	-	111	-	2.384
IDAUN	BLANG LANCANG (ARUN)	-	2.851.456	-	502.926
IDKRU	KRUENG R. MALAHAYATI	27.550	105.580	184.585	705.186
IDKLS	KUALA LANGSA	-	9.916.238	-	1.203.304
<b>SUMATERA UTARA</b>		<b>756.668.865</b>	<b>8.635.886.122</b>	<b>988.879.302</b>	<b>10.737.700.223</b>
IDKNO	KUALA NAMU INTERNATIONAL AIRPORT (U)	-	172.951	-	12.131.546
IDPSU	PANGKALAN SUSU	-	53.000	-	371.000
IDBLW	BELAWAN	639.077.578	7.195.855.884	872.300.167	9.225.955.159
IDTJB	TANJUNG BALAI ASAHAN	2.630.844	28.390.250	1.723.143	19.596.539
IDTBR	TANJUNG BERINGIN	424.570	4.920.538	1.959.583	17.142.165
IDSLG	SIBOLGA	4.079.070	12.651.110	3.474.933	9.448.664
IDPTE	PULAU TELLO	-	4.000	-	40.000
IDKTJ	KUALA TANJUNG	110.456.803	1.393.838.388	109.421.476	1.453.015.151
<b>SUMATERA BARAT</b>		<b>301.986.481</b>	<b>4.939.985.728</b>	<b>224.107.207</b>	<b>2.740.096.847</b>
IDTBY	PADANG/TL.BAYUR	301.976.929	4.939.462.707	224.081.055	2.738.771.841
IDPDG	PADANG / TABING (U)	9.552	523.021	26.152	1.325.006
<b>RIAU</b>		<b>1.952.468.641</b>	<b>23.842.206.025</b>	<b>1.646.752.876</b>	<b>18.158.437.322</b>
IDLAT	LALANG TERMINAL, ST	17.189.000	126.538.000	10.250.657	61.924.160
IDBAG	BAGAN SIAPI-API	42.300	207.730	30.395	166.117
IDPAI	PANIPAHAN	194.060	2.613.010	93.902	1.813.947
IDDUM	DUMAI	1.201.039.419	17.157.040.881	1.225.846.300	14.287.890.145
IDTMD	TANJUNG MEDANG	503.450	5.607.920	49.672	789.981
IDSEQ	SUNGAI PAKNING	241.106.428	1.288.536.108	140.714.716	689.252.542
IDBLS	BENGKALIS	163.270	1.858.023	81.191	455.651
IDSPA	SELAT PANJANG	3.426.120	33.857.241	775.157	6.309.015
IDSSI	SIAK SRI INDRAPURA	74.760.550	540.719.916	8.667.202	57.979.900
IDPEK	PEKANBARU (RUMBAI)	-	33.452.932	-	2.845.692
IDSUQ	SUNGAI GUNTUNG	22.733.399	236.080.871	26.313.994	251.440.937
IDKGD	KUALA GAUNG	13.250.800	94.792.820	3.107.220	21.393.208
IDTEM	TEMBILAHAN	5.785.000	33.598.300	1.276.397	7.245.528
IDKEN	KUALA ENOK	4.013.938	52.232.680	3.264.510	29.172.678
IDRGA	RENGAT	-	3.001.460	-	2.071.007
IDKID	PULAU KIJANG	-	1.495.153	-	3.357.308
IDPAK	PEKAN BARU	324.191	3.847.324	222.584	3.039.104
IDBUN	BUATAN	238.099.242	2.699.917.172	139.384.017	1.658.919.427
IDPWG	PERAWANG, SUMATRA	129.837.474	1.526.808.484	86.674.961	1.072.370.974
<b>JAMBI</b>		<b>500.614.811</b>	<b>3.858.473.878</b>	<b>226.173.897</b>	<b>1.076.253.699</b>
IDKTK	KUALA TUNGKAL	65.571.073	577.785.765	12.525.707	102.072.851
IDMSA	MUARA SABAK	294.793.109	2.253.815.338	24.476.373	167.916.437
IDDJM	JAMBI	140.250.629	1.026.872.730	189.171.817	806.263.786
IDDJB	PALMERAH/SULTAN THAHA (U)	-	45	-	625

Tabel 5 : Ekspor Indonesia menurut Provinsi dan Pelabuhan muat

November 2021

Pelabuhan	Pelabuhan Muat	Berat bersih / Net weight (Kg)		Nilai / Value F.O.B. ( U S \$ )	
		Bulan ini	Kumulatif	Bulan ini	Kumulatif
(1)	(2)	(3)	(4)	(5)	(6)
<b>SUMATERA SELATAN</b>		<b>2.272.256.013</b>	<b>25.332.030.395</b>	<b>501.947.696</b>	<b>4.268.497.186</b>
IDPLS	PALEMBANG-KERTAPATI	14.714.921	698.066.030	832.866	43.477.688
IDPLA	PALEMBANG - PLAJU	-	248.270.807	-	93.478.593
IDMRI	MUSI RIVER/BOOM BARU	2.257.541.092	24.385.693.558	501.114.830	4.131.540.905
<b>BENGKULU</b>		<b>238.227.805</b>	<b>2.649.826.631</b>	<b>21.285.726</b>	<b>162.840.464</b>
IDBKU	BENGKULU	125.431.193	405.035.633	9.658.943	26.481.381
IDBKS	PADANG KEMILING (U)	-	54.990.000	-	3.409.380
IDPBA	PULAU BAAI	112.796.612	2.189.800.998	11.626.784	132.949.704
<b>LAMPUNG</b>		<b>880.260.800</b>	<b>11.637.739.619</b>	<b>322.596.254</b>	<b>3.897.942.948</b>
IDTRH	TARAHAN	672.994.667	8.507.334.073	161.289.608	2.139.725.003
IDPJG	PANJANG	207.266.133	3.130.405.546	161.306.647	1.758.217.945
<b>KEPULAUAN BANGKA BELITUNG</b>		<b>19.433.110</b>	<b>403.839.943</b>	<b>102.211.253</b>	<b>2.073.908.276</b>
IDBLT	BELITUNG	-	54.441.300	-	1.940.340
IDMUO	MUNTOK	1.830.000	19.235.000	71.082.550	609.272.025
IDPGX	PANGKAL BALAM	1.307.791	49.563.303	18.904.923	1.209.081.988
IDTPD	TANJUNG PANDAN	3.306.000	17.633.350	419.100	2.425.050
IDMAN	MANGGAR-BELITUNG	12.989.069	262.966.740	11.799.305	251.183.498
IDPGK	PANGKAL PINANG (U)	250	250	5.375	5.375
<b>KEPULAUAN RIAU</b>		<b>2.028.195.773</b>	<b>22.467.328.437</b>	<b>1.490.232.774</b>	<b>14.369.786.641</b>
IDLBM	LOBAM	714.378	18.907.776	18.277.046	246.510.436
IDNTX	NATUNA RANAI	23.520	23.520	443.782	443.782
IDTBK	TANJUNG BALAI KARIMUN	956.664.381	10.959.310.197	133.683.961	1.770.479.254
IDPSS	PULAU SAMBU	-	457.027.500	-	163.337.230
IDTPN	TANJUNG PINANG	6.500	71.180	81.124	716.937
IDTER	TEREMPA	302.397.199	3.414.411.332	173.298.666	1.505.027.868
IDTBT	TANJUNG BATU, RIAU	755.000	7.584.550	573.240	6.020.253
IDBPD	BELAKANG PADANG	232.148.511	2.107.323.393	113.030.721	934.983.437
IDBTU	BATU AMPAR	148.057.448	1.335.608.299	677.971.564	5.885.178.760
IDDAS	SINGKEP - DABO	199.100.000	1.423.115.010	3.644.700	25.732.600
IDTNJ	KIJANG	2.253.989	272.503.818	4.495.221	160.529.514
IDPAS	PASIR PANJANG	59.575.000	813.011.000	393.531	5.204.913
IDSKP	SEKUPANG	12.288.665	153.545.340	197.162.904	2.000.261.352
IDNON	NONGSA	1	1	165	165
IDKAB	KABIL/PANAU	114.210.159	1.203.225.489	165.921.770	1.524.259.171
IDUNA	UDANG NATUNA	-	301.654.002	-	135.626.625
IDBTH	HANG NADIM (U)	1.023	6.030	1.254.380	5.474.343
<b>DKI JAKARTA</b>		<b>1.717.200.704</b>	<b>16.343.279.453</b>	<b>6.176.211.628</b>	<b>58.537.571.834</b>
IDTPP	TANJUNG PRIOK	1.700.106.674	16.192.811.776	5.270.669.759	50.459.567.572
IDJKT	JAKARTA / PASAR IKAN	-	28.646	-	218.234
IDCGK	SOEKARNO-HATTA (U)	17.094.029	150.426.689	905.541.870	8.077.755.628
IDHLP	HALIM PERDANA KUSUMA (U)	-	12.342	-	30.400

Tabel 5 : Ekspor Indonesia menurut Provinsi dan Pelabuhan muat

November 2021

Pelabuhan	Pelabuhan Muat	Berat bersih / Net weight (Kg)		Nilai / Value F.O.B. ( U S \$ )	
		Bulan ini	Kumulatif	Bulan ini	Kumulatif
(1)	(2)	(3)	(4)	(5)	(6)
<b>JAWA BARAT</b>		<b>66.649.039</b>	<b>427.108.191</b>	<b>35.463.954</b>	<b>194.451.638</b>
IDCBN	CIREBON	-	1.928	-	1.951
IDBDO	HUSEIN SASTRANEGARA (U)	-	16.000	-	24.100.000
IDBLG	BALONGAN	66.649.039	425.320.263	35.463.954	170.071.797
IDPNN	PAMANUKAN, JAVA	-	1.770.000	-	277.890
<b>JAWA TENGAH</b>		<b>315.282.408</b>	<b>3.878.343.794</b>	<b>750.652.674</b>	<b>7.285.322.718</b>
IDTES	TANJUNG EMAS	233.181.151	2.297.147.103	726.458.061	6.837.121.081
IDCXP	CILACAP	82.071.527	1.581.100.980	23.973.274	447.205.353
IDSRG	ACHMAD YANI (U)	29.729	94.682	221.339	994.936
IDSOC	SOLO/JEBRES/ADI SUMARMO (U)	-	1.029	-	1.349
<b>DI YOGYAKARTA</b>		-	<b>311.924</b>	-	<b>6.984.358</b>
IDYIA	YOGYAKARTA INTERNATIONAL AIRPORT(U)	-	311.924	-	6.984.358
<b>JAWA TIMUR</b>		<b>1.304.170.030</b>	<b>15.436.756.707</b>	<b>2.179.417.077</b>	<b>20.733.083.424</b>
IDTUB	TUBAN	193.545.856	4.104.333.251	102.715.872	1.275.936.273
IDGRE	GRESIK	152.118.403	2.204.496.016	140.914.010	1.466.287.204
IDTPE	TANJUNG PERAK	927.556.664	8.874.482.237	1.854.452.148	17.196.806.905
IDPRO	PROBOLINGGO	3.800.000	40.625.840	3.709.766	17.817.794
IDKLG	KALIANGET	26.410.460	203.668.570	16.836.165	111.096.487
IDSUB	JUANDA (U)-SURABAYA	738.647	9.040.935	60.789.117	664.968.087
IDSUR	SURABAYA (PTT)	-	109.858	-	170.674
<b>BANTEN</b>		<b>609.899.373</b>	<b>6.954.732.190</b>	<b>229.238.380</b>	<b>2.168.244.655</b>
IDCIW	CIWANDAN	32.303.377	374.775.086	16.999.605	180.773.595
IDMRK	MERAK	301.748.165	4.251.512.636	48.851.241	512.023.880
IDTLN	TANJUNG LENENG	69.508.761	784.260.838	63.549.265	584.854.940
IDCGD	CIGADING	206.339.070	1.544.183.631	99.838.268	890.592.240
<b>BALI</b>		<b>46.773</b>	<b>1.525.844</b>	<b>1.556.717</b>	<b>18.861.609</b>
IDBOA	BENOA/LOLOAN	-	3.500	-	41.800
IDCBW	CELUKAN BAWANG	-	128.500	-	827.400
IDDPS	NGURAH RAI (U)	46.773	1.393.844	1.556.717	17.992.409
<b>NUSA TENGGARA BARAT</b>		<b>43.956.587</b>	<b>485.004.945</b>	<b>113.059.122</b>	<b>1.036.284.021</b>
IDBEN	BENETE	43.956.563	484.999.573	112.785.826	1.032.386.526
IDLOP	BANDARA UDARA INTERNASIONAL (LOMBOK)	24	5.372	273.296	3.897.495
<b>NUSA TENGGARA TIMUR</b>		<b>6.044.414</b>	<b>48.658.107</b>	<b>2.369.299</b>	<b>14.404.865</b>
IDABU	ATAMBUA (U)	111.720	407.887	85.887	256.278
IDATA	ATAPUPU	5.932.694	47.469.193	2.283.412	13.662.346
IDTEN	TENAU	-	781.027	-	486.240
<b>KALIMANTAN BARAT</b>		<b>2.740.202.501</b>	<b>18.334.535.335</b>	<b>226.064.994</b>	<b>1.618.888.307</b>
IDPON	PONTIANAK	1.846.583.745	9.838.270.851	153.675.297	978.526.705
IDKTG	KETAPANG K. BARAT	45.435.501	407.711.504	1.367.583	10.571.469
IDTMO	TELOK MELANO	292.853.242	2.639.993.175	9.444.837	91.882.556
IDKDW	KENDAWANGAN	555.238.968	5.373.397.771	60.655.997	457.803.119

Tabel 5 : Ekspor Indonesia menurut Provinsi dan Pelabuhan muat

November 2021

Pelabuhan	Pelabuhan Muat	Berat bersih / Net weight (Kg)		Nilai / Value F.O.B. ( U S \$ )	
		Bulan ini	Kumulatif	Bulan ini	Kumulatif
(1)	(2)	(3)	(4)	(5)	(6)
IDPNK	SUPADIO (U)	1.040	73.976.688	13.000	69.928.498
IDSTT	SINTETE	-	1.284	-	21.332
IDJBB	JAGOIBABANG	90.005	1.184.062	908.279	10.154.628
<b>KALIMANTAN TENGAH</b>		<b>583.191.905</b>	<b>2.369.292.389</b>	<b>69.621.202</b>	<b>684.340.962</b>
IDPKN	PANGKALAN BUN	1.257.484	29.507.715	1.114.139	25.921.266
IDKUM	KUMAI	141.880.930	1.455.934.001	56.986.354	595.549.135
IDSMQ	SAMPIT	431.049.765	656.770.013	10.845.429	49.389.087
IDKKP	KUALA KAPUAS	-	10.676.441	-	1.014.262
IDPPS	PULANG PISAU	9.003.726	216.404.219	675.279	12.467.211
<b>KALIMANTAN SELATAN</b>		<b>10.197.949.644</b>	<b>123.809.068.901</b>	<b>1.340.744.038</b>	<b>9.401.035.069</b>
IDKBU	KOTABARU (U)	-	216.614.000	-	6.649.666
IDNPL	NORTH PULAU LAUT	242.874.000	2.867.028.000	38.040.016	257.454.988
IDSTU	SATUI	3.168.553.000	34.484.846.000	392.686.510	2.257.152.544
IDTAR	TARJUN	64.370.528	1.006.130.453	45.500.265	621.988.217
IDPUT	PULAU LAUT	152.901.608	1.983.849.361	36.538.935	533.872.548
IDBAN	BANJARMASIN	5.419.630.508	67.361.522.504	735.644.896	4.921.996.901
IDKTB	KOTABARU	1.042.920.000	11.597.928.583	81.129.367	568.086.006
IDASA	ASAM ASAM	106.700.000	4.291.150.000	11.204.050	233.834.199
<b>KALIMANTAN TIMUR</b>		<b>19.084.845.622</b>	<b>228.575.763.455</b>	<b>2.961.489.854</b>	<b>21.865.105.177</b>
IDTBA	TANJUNG BARA, KL	2.920.506.000	41.699.699.000	422.774.064	3.416.259.741
IDBPP	BALIKPAPAN	3.489.484.885	31.598.297.009	577.739.992	4.703.238.603
IDSRD	SAMARINDA	6.471.029.203	76.065.912.815	808.531.260	5.592.762.340
IDTRD	TANJUNG REDEP	1.735.732.000	26.761.065.800	189.629.010	2.119.507.408
IDBPN	SEPINGGAN (U)	11.588	117.507	175.163	2.222.994
IDBTG	BONTANG	1.379.832.946	14.995.899.323	629.203.811	3.818.829.770
IDSRI	TEMINDUNG (U)	-	51.389.000	-	5.231.561
IDADB	ADANG BAY	1.844.706.000	22.103.709.000	218.244.443	1.452.200.799
IDSKI	SANGKULIRANG	1.243.543.000	15.299.674.000	115.192.111	754.851.962
<b>KALIMANTAN UTARA</b>		<b>1.933.690.108</b>	<b>18.630.439.181</b>	<b>215.131.651</b>	<b>1.437.209.521</b>
IDTJS	TANJUNG SELOR	368.355.000	2.448.063.307	22.823.557	93.295.038
IDLIN	LINGKAS TARAKAN	1.281.295.553	13.708.556.181	167.095.113	1.145.342.543
IDNNX	NUNUKAN	67.737.555	653.164.693	19.206.931	155.882.029
IDBYQ	BUNYU	216.302.000	1.820.655.000	6.006.050	42.689.912
<b>SULAWESI UTARA</b>		<b>99.878.276</b>	<b>1.246.302.298</b>	<b>91.977.296</b>	<b>765.950.677</b>
IDLIR	LIRUNG	-	280	-	2.257
IDAMU	AMURANG	27.537.324	185.438.709	22.707.133	180.816.435
IDBIT	BITUNG	55.874.921	528.791.901	67.827.195	555.030.112
IDPET	PETTA	24.572	288.995	283.150	3.371.357
IDMDC	SAM RATULANGI (U)	39.459	431.923	386.725	4.957.827
IDLUK	LABUHAN UKI	16.402.000	531.350.491	773.093	21.772.690
<b>SULAWESI TENGAH</b>		<b>790.897.090</b>	<b>9.589.941.578</b>	<b>1.236.030.481</b>	<b>11.406.298.583</b>
IDLUW	LUWUK	234.855.844	2.530.349.840	133.684.214	1.141.568.508
IDKLD	KOLONEDALE	497.766.833	6.487.696.198	1.028.782.983	9.665.259.244
IDPAT	PANTOLOAN	58.274.413	571.895.540	73.563.284	599.470.832

Tabel 5 : Ekspor Indonesia menurut Provinsi dan Pelabuhan muat

November 2021

Pelabuhan	Pelabuhan Muat	Berat bersih / Net weight (Kg)		Nilai / Value F.O.B. ( U S \$ )	
		Bulan ini	Kumulatif	Bulan ini	Kumulatif
(1)	(2)	(3)	(4)	(5)	(6)
<b>SULAWESI SELATAN</b>		<b>173.749.363</b>	<b>2.523.494.916</b>	<b>135.595.570</b>	<b>1.275.856.859</b>
IDMAK	MAKASSAR	33.789.286	279.112.099	43.789.840	326.545.866
IDPAP	PARE-PARE	49.500.464	420.548.682	1.584.015	12.565.259
IDUJU	UJUNG Pandang	1.172.890	6.306.096	3.396.648	14.689.116
IDPPO	PALOPO	-	3.332.121	-	3.724.107
IDMLI	MALILI, SULAWESI	6.736.438	74.934.215	82.878.544	855.330.928
IDBKI	BIRING KASSI	82.426.891	1.738.380.325	3.065.675	58.057.373
IDUPG	HASANUDDIN (U)	123.394	881.378	880.848	4.944.210
<b>SULAWESI TENGGARA</b>		<b>123.532.375</b>	<b>1.896.100.562</b>	<b>289.130.665</b>	<b>3.499.993.556</b>
IDKDR	KENDARI	123.532.375	1.877.359.606	289.130.665	3.441.048.640
IDPUM	POMALAA	-	18.731.298	-	58.915.858
IDKDI	WOLTER MONGINSIDI (U)	-	9.658	-	29.058
<b>GORONTALO</b>		-	<b>30.261.992</b>	-	<b>4.978.609</b>
IDGOR	GORONTALO	-	30.261.992	-	4.978.609
<b>MALUKU</b>		<b>2.500</b>	<b>51.011.277</b>	<b>21.200</b>	<b>22.845.658</b>
IDBUA	BULA	-	50.918.747	-	21.270.246
IDAMB	AMBON	-	68.380	-	1.313.132
IDLUV	TUAL	2.500	24.150	21.200	262.280
<b>MALUKU UTARA</b>		<b>183.733.017</b>	<b>2.115.278.442</b>	<b>496.128.846</b>	<b>3.504.353.188</b>
IDOBI	OBI ISLAND	183.733.017	1.603.308.140	496.128.846	3.451.024.267
IDTAX	TALIABU	-	511.970.302	-	53.328.921
<b>PAPUA BARAT</b>		<b>452.631.971</b>	<b>5.408.033.314</b>	<b>189.879.243</b>	<b>1.828.264.136</b>
IDMKW	MANOKWARI	5.086.168	396.689.949	221.248	19.706.150
IDNTI	BINTUNI, IRIAN JAYA	447.545.803	5.011.343.365	189.657.995	1.808.557.985
<b>PAPUA</b>		<b>206.102.689</b>	<b>1.704.737.515</b>	<b>530.190.758</b>	<b>4.046.748.539</b>
IDJYP	JAYAPURA	50	765	88	37.621
IDZRI	SERUI	8.098.557	96.359.313	8.257.382	103.350.666
IDTIM	AMAMAPARE	198.004.081	1.586.031.136	521.933.288	3.925.592.631
IDBXD	BADE, IRIAN JAYA	-	22.346.300	-	17.767.621
<b>Total Ekspor</b>		<b>50.304.014.123</b>	<b>572.249.204.520</b>	<b>22.844.428.637</b>	<b>209.162.920.814</b>

Sumber : dokumen PEB dan non PEB, diolah



# DATA

MENCERDASKAN BANGSA

<https://www.bps.go.id>



**BADAN PUSAT STATISTIK**

Jl. dr. Sutomo No. 6-8 Jakarta 10710  
Telp : (021) 3841195, 3842508, 3810291-4, Fax : (021) 3857046  
Homepage : <http://www.bps.go.id> E-mail : [bpsHQ@bps.go.id](mailto:bpsHQ@bps.go.id)

ISSN 2745-3987



9 772745 398704