



Katalog : 8202019

**BULETIN
STATISTIK PERDAGANGAN LUAR NEGERI**

EKSPOR

**MENURUT HARMONIZED SYSTEM
AGUSTUS 2022**



BADAN PUSAT STATISTIK

**BULETIN
STATISTIK PERDAGANGAN LUAR NEGERI**

EKSPOR

**MENURUT HARMONIZED SYSTEM
AGUSTUS 2022**



Buletin Statistik Perdagangan Luar Negeri Ekspor Menurut HS, Agustus 2022

ISSN : 2745-3987

No. Publikasi: 06100.2260

Katalog: 8202019

Ukuran Buku: -

Jumlah Halaman: vi + 294 halaman

Naskah t:

Direktorat Statistik Distribusi

Penyunting:

Direktorat Statistik Distribusi

Desain Kover oleh:

Direktorat Diseminasi Statistik

Penerbit:

© BPS RI

Sumber Ilustrasi: -

Dilarang mengumumkan, mendistribusikan, mengkomunikasikan, dan/atau menggandakan sebagian atau seluruh isi buku ini untuk tujuan komersial tanpa izin tertulis dari Badan Pusat Statistik

KATA PENGANTAR

Buletin Statistik Perdagangan Luar Negeri Ekspor yang diterbitkan secara bulanan memuat data ekspor menurut 21 kelompok penggolongan barang, HS (*Harmonized System*) 2 digit, HS 8 digit, Negara Tujuan Ekspor, Provinsi, dan Pelabuhan Muat yang dirinci menurut Berat Bersih dan Nilai FOB. Buletin terbitan kali ini menyajikan data bulan Agustus 2022 serta kumulatif bulan Januari sampai Agustus 2022.

Buletin ini juga menyajikan gambaran singkat tentang perbandingan, pertumbuhan, dan peranan data ekspor menurut rincian diatas, serta data pokok yang cukup dominan atau yang mengalami perubahan signifikan. Diharapkan data ekspor ini dapat digunakan sebagai dasar evaluasi dan kajian perkembangan ekspor Indonesia.

Kepada para pengguna data, saran dan kritik yang bersifat konstruktif demi penyempurnaan publikasi ini, sangat diharapkan. Kiranya usaha BPS untuk meningkatkan pelayanan dan pemasyarakatan statistik (khususnya data Statistik Ekspor) dapat dilaksanakan secara baik dan berkesinambungan.

Jakarta, Oktober 2022

Kepala Badan Pusat Statistik



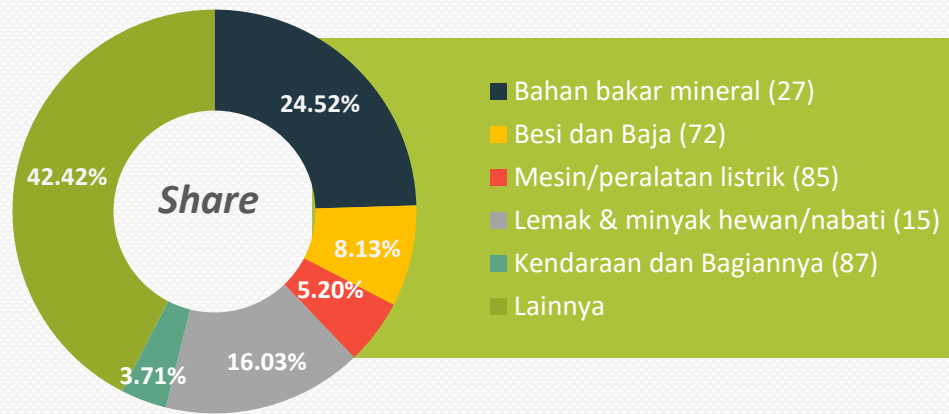
Margo Yuwono

DAFTAR ISI

	Halaman / Page
Kata Pengantar	iii
Daftar Isi	iv
Penjelasan.....	1–3
Ringkasan	4–10
Tabel-Tabel	
Tabel 1. Ekspor Indonesia Menurut 21 Golongan Barang.....	11
Tabel 2. Ekspor Indonesia Menurut Kode HS 2 digit	12–14
Tabel 3. Ekspor Indonesia Menurut Komoditi (Kode HS 8 digit)	15–285
Tabel 4. Ekspor Indonesia Menurut Negara Tujuan.....	286–289
Tabel 5. Ekspor Indonesia Menurut Provinsi dan Pelabuhan Muat..	290–294

EKSPOR INDONESIA MENURUT HARMONIZED SYSTEM

Agustus
2022



EKSPOR KE BEBERAPA NEGARA UTAMA



EKSPOR DARI BEBERAPA PELABUHAN UTAMA

Total Ekspor
Agustus
2022
= US\$27,86
miliar



PENJELASAN

A. PENDAHULUAN

Penyajian buku publikasi Buletin Statistik Perdagangan Luar Negeri Ekspor menurut HS Agustus 2022 terdiri dari :

- Bagian ulasan yang menjelaskan tentang ringkasan ekspor Indonesia dari sisi migas dan nonmigas, perkembangan nilai ekspor Indonesia (FOB), ekspor Indonesia menurut negara tujuan utama, ekspor golongan barang HS 2 digit utama, ekspor Indonesia menurut pelabuhan muat utama tiap provinsi.
- Bagian lampiran yang berisi Tabel 1. Ekspor Indonesia Menurut 21 Golongan Barang, Tabel 2. Ekspor Indonesia Menurut Kode HS 2 Digit, Tabel 3. Ekspor Indonesia Menurut Komoditi (Kode HS 8 Digit), Tabel 4. Ekspor Indonesia Menurut Negara Tujuan dan Tabel 5. Ekspor Indonesia Menurut Provinsi dan Pelabuhan Muat.

B. DAERAH PENCATATAN

Daerah pencatatan statistik dalam publikasi ini meliputi seluruh wilayah Republik Indonesia.

C. SUMBER DATA

Data Ekspor dikumpulkan berdasarkan dokumen ekspor atau Pemberitahuan Ekspor Barang (PEB) yang diisi oleh Eksportir dan telah diberikan ijin muat oleh Kantor Pelayanan Bea dan Cukai, selanjutnya dikirim ke Badan Pusat Statistik (BPS) dan Bank Indonesia (BI). Sejak tahun 2015, sumber data lainnya adalah catatan instansi lain, PT. POS Indonesia, dan survei ekspor perbatasan laut.

D. SISTEM PERDAGANGAN

Pencatatan Statistik Perdagangan Luar Negeri menggunakan sistem perdagangan umum (*General Trade*) dimana pencatatan dilakukan dari dokumen PEB dan non PEB yang dimuat dari pelabuhan di seluruh wilayah Indonesia termasuk kawasan berikat.

E. RUANG LINGKUP

Pencatatan Statistik Ekspor meliputi seluruh barang yang keluar dari wilayah Republik Indonesia, baik yang bersifat komersial maupun bukan komersial seperti bantuan barang kredit lunak, hadiah dan sebagainya.

- a. Ekspor kapal laut dan pesawat udara termasuk dalam statistik ekspor sedangkan ekspor bunker oil untuk kapal tidak tercatat dalam publikasi ini.
- b. Barang-barang yang diolah di luar negeri tetap dicatat sebagai ekspor, meskipun hasil olahan barang tersebut akan kembali masuk ke wilayah Indonesia.
- c. Barang-barang berikut ini tidak termasuk dalam statistik ekspor, yaitu : pakaian dan barang-barang perhiasan penumpang, barang-barang yang dikirim untuk perwakilan Indonesia di luar negeri, barang-barang untuk ekspedisi dan ekshibisi/pameran, pembungkus/peti kemas untuk diisi di luar negeri, uang dan surat-surat berharga, barang-barang contoh dan barang-barang yang dikirim ke luar negeri untuk diperbaiki.

F. SISTEM PENGOLAHAN

Data dalam publikasi ini mencakup dokumen-dokumen ekspor periode pencatatan Agustus 2022 yang diterima Badan Pusat Statistik, yang terdiri dari dokumen kepabeanan (PEB) dan dokumen dari sumber lainnya (non PEB).

G. KLASIFIKASI JENIS BARANG

Penggolongan barang di dalam publikasi periode Agustus 2022 ini menggunakan Klasifikasi menurut Buku Tarif Kepabeanan Indonesia 2017 (BTKI-2017) yang didasarkan atas *Harmonized System* (HS) merupakan pembaruan dari BTKI tahun 2012. Versi yang terakhir ini mengalami perubahan yang relatif besar dibanding sistem pengkodean versi sebelumnya yaitu penggolongan barang dari 10 digit menjadi 8 digit serta perubahan pada penggolongan/pengelompokan barang maupun pendefinisianya.

H. PERIODE REFERENSI

Periode penentuan ekspor adalah tanggal diberikannya izin muat barang tersebut oleh pejabat Kantor Pelayanan Bea dan Cukai setelah diadakan pemeriksaan seperlunya.

I. NILAI BARANG

Nilai barang yang dicatat untuk Statistik Ekspor adalah nilai FOB (dolar AS).

J. SATUAN BARANG

Sejak tahun 1975 ekspor disajikan dalam berat bersih (kg).

K. NEGARA TUJUAN

Yang dimaksud dengan negara tujuan adalah negara tujuan akhir (*last known destination*) yang diketahui dimana barang tersebut akan dikonsumsi atau diperdagangkan.

L. PELABUHAN MUAT

Yang dimaksud dengan pelabuhan muat ekspor adalah pelabuhan muat dimana surat izin muat ekspor tersebut dikeluarkan.

RINGKASAN

Ekspor Indonesia pada bulan Agustus 2022 mencapai nilai US\$27.862,1 juta dengan volume 59.542,6 ribu ton, yang terdiri dari US\$1.686,5 juta hasil ekspor minyak dan gas (migas) dan US\$26.175,6 juta hasil ekspor komoditi nonmigas.

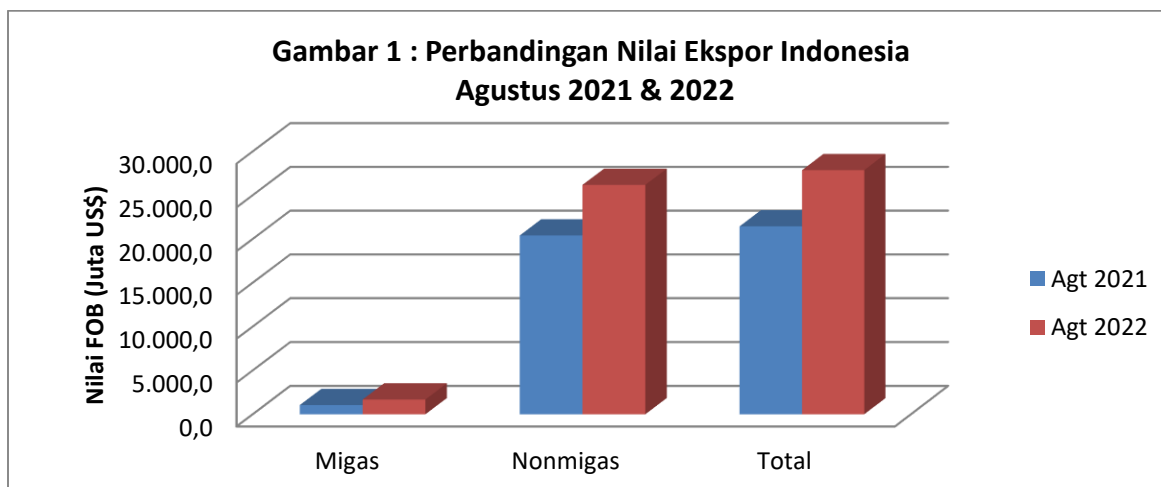
Dibandingkan periode yang sama tahun 2021, nilai ekspor naik US\$6.418,9 juta, karena adanya peningkatan ekspor dari kelompok migas sebesar US\$642,0 juta atau naik 61,45 persen. Demikian juga ekspor nonmigas mengalami peningkatan sebesar US\$5.777,0 juta.

Dengan demikian, dapat dilihat bahwa penerimaan dari sektor migas menunjukkan peningkatan. Walaupun kebijakan pemerintah yang mengutamakan produksi migas yang ada untuk memenuhi

kebutuhan dalam negeri dibanding ekspor, Namun ekspor migas terus mengalami peningkatan. Demikian juga pada ekspor nonmigas, terjadi peningkatan kinerja yang besar dibandingkan nilai ekspor nonmigas periode yang sama pada tahun 2021.

Peningkatan pada ekspor migas diakibatkan karena meningkatnya semua komponen migas, yaitu minyak mentah, hasil minyak dan gas.

Harga minyak mentah Indonesia pada bulan Agustus 2022 sebesar US\$94,17 per barelnya, naik sebesar US\$26,37 per barel dibandingkan bulan Agustus 2021.

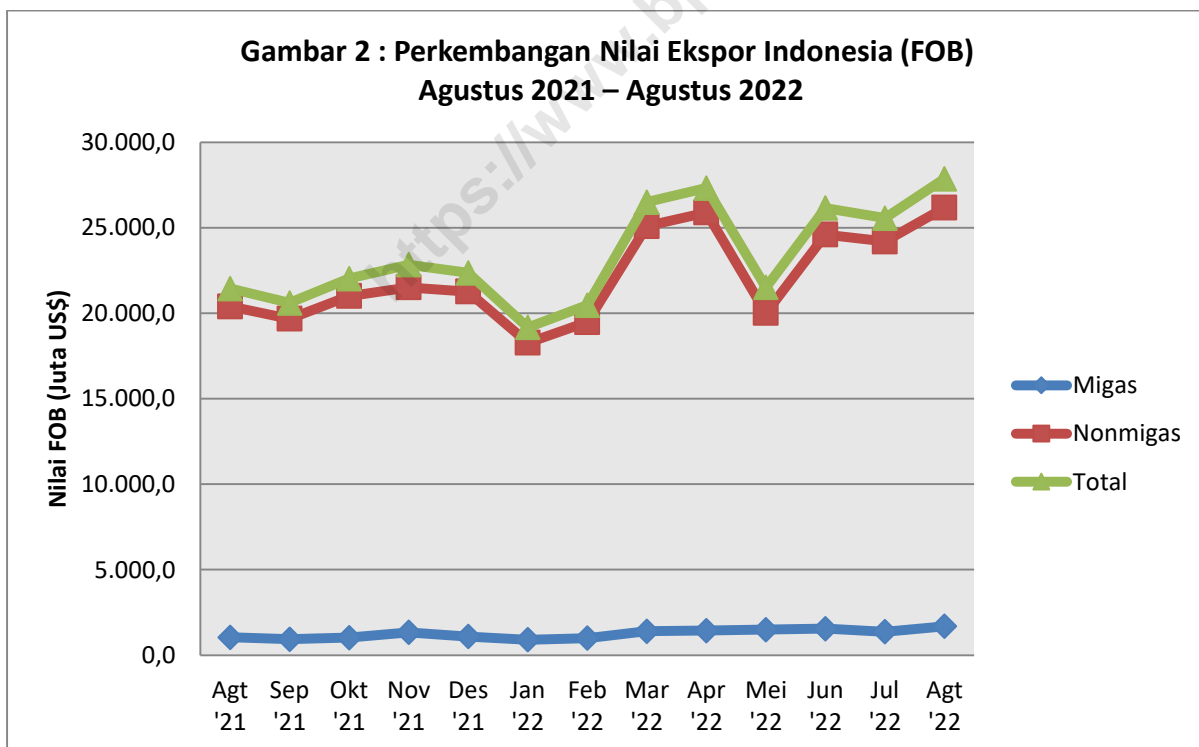


Sumber : dokumen PEB, non PEB, diolah

Pada Gambar 1 ditampilkan perbandingan nilai ekspor periode Agustus 2021 dan 2022. Sedangkan trend perkembangannya dari bulan Agustus 2021 sampai dengan Agustus 2022 disajikan pada Gambar 2. Nilai ekspor kelompok migas pada Agustus 2021 senilai US\$1.044,6 juta yang terdiri dari minyak mentah, hasil minyak dan gas masing-masing senilai US\$115,4 juta, US\$207,4 juta, dan US\$721,8 juta. Sedangkan pada Agustus 2022 untuk kelompok migas memiliki rincian yang terdiri dari minyak mentah sebesar US\$133,9

juta, hasil minyak sebesar US\$461,7 juta dan gas sebesar US\$1.091,0 juta.

Nilai ekspor untuk kelompok nonmigas yang terdiri dari hasil pertanian, hasil industri pengolahan serta hasil tambang dan lainnya pada bulan Agustus 2021 masing-masing US\$343,4 juta, US\$16.411,4 juta, dan US\$ 3.643,7 juta. Sementara itu pada periode Agustus 2022 masing-masing mencapai US\$451,3 juta, US\$19.779,4 juta, dan US\$5.944,9 juta.



Sumber : dokumen PEB, non PEB, diolah

Nilai ekspor Indonesia Agustus 2022 mencapai US\$27,86 miliar atau naik sebesar 8,99 persen dibanding ekspor Juli 2022, dan naik sebesar 31,98 persen dibanding ekspor Agustus 2021.

Ekspor nonmigas Agustus 2022 mencapai US\$26,18 miliar atau naik sebesar 8,18 persen dibanding nilai ekspor nonmigas Juli 2022, dan naik 28,32 persen dibanding ekspor nonmigas Agustus 2021.

Dipandang dari negara tujuan ekspor utama (Tabel A) ekspor ke Tiongkok Agustus 2022 mencapai angka terbesar yaitu US\$6,40 miliar, disusul Amerika Serikat dengan nilai ekspornya sebesar US\$2,57 miliar dan India sebesar US\$2,47 miliar, dengan kontribusi ketiganya mencapai 41,12 persen.

Untuk negara utama, peningkatan terjadi pada ekspor ke Tiongkok dengan peningkatan sebesar US\$1.485,1 juta, India dengan peningkatan sebesar US\$691,2 juta dan Malaysia dengan peningkatan sebesar US\$548,0 juta.

Untuk ekspor ke Uni Eropa (27 negara) sebesar US\$2,31 miliar, menunjukkan peningkatan ekspor dibandingkan dengan nilai ekspor pada periode yang sama tahun 2021.

Sebaliknya penurunan nilai pada negara tujuan utama Terjadi pada negara Jerman dengan penurunan sebesar 4,01

persen dan Australia dengan penurunan sebesar 2,34 persen

Pada Tabel B ekspor golongan barang HS 2 digit utama, Peningkatan terbesar terjadi pada bahan bakar mineral sebesar US\$2.853,2 juta yang merupakan komoditi ekspor terbesar pertama pada Agustus 2022 dan terbesar ke-2 pada Agustus 2021.

Sedangkan penurunan terbesar ekspor golongan barang HS 2 digit utama Agustus 2022 terjadi pada perhiasan/permata sebesar US\$62,6 juta yang merupakan komoditi ekspor terbesar ke-16 pada Agustus 2022 dan terbesar ke-10 pada Agustus 2021.

Menurut sektor, ekspor hasil industri pengolahan Agustus 2022 naik sebesar 20,52 persen dibanding ekspor hasil industri pengolahan periode yang sama tahun 2021, ekspor hasil tambang & lainnya naik sebesar 63,16 persen, demikian juga ekspor hasil pertanian naik sebesar 31,41 persen.

Berdasarkan Tabel C total ekspor Indonesia menurut provinsi pelabuhan muat, ekspor Indonesia terbesar pada Agustus 2022 berasal dari Provinsi DKI (daerah khusus ibukota) Jakarta dengan nilai US\$6 miliar (21,53 persen), diikuti Provinsi Kalimantan Timur sebesar US\$3,71 miliar (13,31 persen) dan Provinsi Riau sebesar US\$2,46 miliar (8,82 persen).

**Tabel A. Total Ekspor Indonesia Menurut Negara Tujuan Utama
Agustus 2021 dan Agustus 2022**

Negara Tujuan	Nilai FOB (Juta US\$)				Perubahan Agt'22 thd Agt'21 (Juta US\$)
	Agustus	Agustus	Jan-Agt	Jan-Agt	
	2021	2022	2021	2022	
(1)	(2)	(3)	(4)	(5)	(6)
ASEAN	3.819,4	5.479,7	30.854,7	41.814,6	1.660,4
1 Singapura	939,0	1.147,8	7.394,3	10.171,4	208,8
2 Malaysia	1.037,0	1.585,0	7.741,3	10.893,0	548,0
3 Thailand	481,7	714,4	4.722,2	5.707,3	232,7
Asean Lainnya	1.361,6	2.032,6	10.996,9	15.042,9	670,9
UNI EROPA	1.802,2	2.312,9	12.293,4	14.570,9	510,6
4 Jerman	250,9	240,8	1.845,1	2.144,8	-10,1
5 Belanda	468,0	541,3	2.966,2	3.909,6	73,3
6 Yunani	10,8	21,5	142,7	201,9	10,7
Uni Eropa Lainnya	1.072,6	1.509,3	7.339,3	8.314,6	436,7
NEGARA UTAMA LAINNYA	12.578,5	16.125,1	79.152,9	109.822,0	3.546,6
7 Tiongkok	4.913,1	6.398,3	31.557,7	40.522,5	1.485,1
8 Jepang	1.821,4	2.200,5	11.221,1	16.265,0	379,1
9 Amerika Serikat	2.253,4	2.586,4	15.909,4	19.857,5	333,1
10 India	1.780,4	2.471,6	8.502,1	16.189,7	691,2
11 Australia	273,3	266,9	2.142,7	2.344,4	-6,4
12 Korea Selatan	869,2	1.327,7	5.676,4	8.600,5	458,5
13 Taiwan	667,7	873,7	4.143,7	6.042,4	206,0
Total 13 Negara Tujuan Utama	15.765,9	20.375,9	103.964,8	142.850,1	4.610,1
Lainnya	5.677,3	7.486,1	39.731,8	51.701,5	1.808,9
Total Ekspor Indonesia	21.443,2	27.862,1	143.696,6	194.551,6	6.418,9

Sumber : dokumen PEB, non PEB, diolah

Pada Tabel 1 disajikan ekspor menurut 21 golongan barang HS. Disini terlihat bahwa perolehan devisa terbesar pada bulan Agustus 2022 dari kelompok golongan barang V (Produk mineral) dengan nilai US\$7.685,1 juta atau sekitar 27,58 persen dari total ekspor, kelompok golongan barang III (Lemak, minyak malam nabati/hewani) dengan nilai US\$4.466,5 juta atau sekitar 16,03 persen, serta kelompok golongan barang XV (Logam tidak mulia dan barang daripadanya) senilai US\$3.621,1 juta atau sekitar 13,00 persen.

Dibandingkan periode yang sama tahun sebelumnya, produk mineral mengalami peningkatan 61,99 persen; sedangkan lemak, minyak malam nabati/hewani mengalami peningkatan sebesar 9,56 persen dan logam tidak mulia dan barang daripadanya naik sebesar 34,14 persen.

Pada Tabel 2 disajikan ekspor menurut HS 2 digit. Nilai ekspor yang mengalami pertumbuhan positif terbesar untuk bulan Agustus 2022 dibandingkan dengan nilai ekspor Agustus 2021 antara lain HS 50 (*silk*) dengan tingkat pertumbuhan 3.245,38 persen dengan nilai ekspor US\$16.627. Kemudian HS 81 (*other base*

metal) dengan besar tingkat pertumbuhan mencapai 1.062,15 persen dan memiliki nilai ekspor mencapai US\$7,0 juta. selanjutnya HS 89 (*ships, boats & floating structures*) yang memiliki tingkat pertumbuhan 950,84 persen dengan nilai ekspor US\$456,7 juta. Kemudian peningkatan terjadi pada HS 75 (*nickel & articles thereof*) dengan tingkat pertumbuhannya sebesar 583,26 persen dan nilai ekspor mencapai US\$615,1 juta, serta HS 66 (*umbrellas, sticks, & parts thereof*) dengan tingkat pertumbuhan mencapai 160,57 persen dengan nilai ekspor mencapai US\$0,3 juta.

Adapun jenis barang yang mengalami penurunan antara lain HS 45 (*cork & articles of cork*) dengan penurunan ekspor 99,76 persen dengan nilai ekspor US\$19, kemudian HS 51 (*wool, fine or coarse animal hair*) yang mengalami penurunan mencapai 77,32 persen dengan total nilai ekspor mencapai US\$43.864. Selanjutnya HS 10 (*cereals*) dengan penurunan ekspor 66,27 persen dengan nilai ekspor US\$0,4 juta, diikuti HS 53 (*other vegetable textile fibres*) yang mengalami penurunan ekspor 58,76 persen dengan nilai ekspor sebesar US\$0,5 juta, dan HS 78 (*lead & articles thereof*) yang mengalami penurunan ekspor sebesar 52,06

persen dengan nilai ekspor sebesar US\$1,2 juta.

**Tabel B. Total Ekspor Golongan Barang HS2 Digit Utama
Agustus 2021 dan Agustus 2022**

Golongan Barang (HS)	Nilai FOB (Juta US\$)				Perubahan Agt'22 thd Agt'21 (Juta US\$)
	Agustus 2021	Agustus 2022	Jan-Jul 2021	Jan-Jul 2022	
(1)	(2)	(3)	(4)	(5)	(6)
1 Bahan bakar mineral (27)	3.978,1	6.831,3	26.282,2	45.652,2	2.853,2
2 Lemak & minyak hewan/nabati (15)	4.077,0	4.466,5	21.208,4	23.165,1	389,6
3 Besi dan Baja (72)	1.762,4	2.264,5	12.280,0	18.726,6	502,1
4 Mesin/peralatan listrik (85)	1.005,1	1.448,8	7.508,6	9.462,7	443,7
5 Kendaraan dan Bagiannya (87)	646,6	1.032,7	5.606,9	6.921,5	386,2
6 Karet dan barang dari karet (40)	559,8	554,1	4.831,2	4.641,5	-5,6
7 Berbagai Produk Kimia (38)	668,0	774,5	4.313,5	6.110,4	106,5
8 Mesin-mesin/Pesawat Mekanik (84)	435,7	598,7	4.074,0	4.599,9	162,9
9 Alas kaki (64)	539,1	683,3	3.905,7	5.298,2	144,2
10 Perhiasan/Permata (71)	451,4	388,8	3.843,2	4.433,4	-62,6
Total 10 Golongan Barang	14.123,1	19.043,3	93.853,7	129.011,5	4.920,2
Lainnya	7.320,1	8.818,8	49.842,9	65.540,1	1.498,7
Total Ekspor Indonesia	21.443,2	27.862,1	143.696,6	194.551,6	6.418,9

Sumber : dokumen PEB, non PEB, diolah

**Tabel C. Total Ekspor Indonesia Menurut Pelabuhan Muat Utama Tiap Provinsi
Bulan Agustus 2022 (Juta US\$)**

Provinsi	Nilai Fob (Juta US\$)	Pelabuhan Muat	Nilai Fob (Juta US\$)
(1)	(2)	(3)	(4)
ACEH	50,9	MEULABOH	39,3
SUMATERA UTARA	1.347,6	BELAWAN	1.020,6
SUMATERA BARAT	334,7	PADANG/TL.BAYUR	334,7
RIAU	2.457,0	DUMAI	2.040,7
JAMBI	315,1	JAMBI	247,4
SUMATERA SELATAN	712,8	MUSI RIVER/BOOM BARU	678,9
BENGKULU	17,6	PULAU BAAI	9,6
LAMPUNG	613,6	PANJANG	240,4
KEPULAUAN BANGKA BELITUNG	105,6	PANGKAL BALAM	33,9
KEPULAUAN RIAU	2.297,2	BATU AMPAR	1.410,3
DKI JAKARTA	5.999,4	TANJUNG PRIOK	5.389,1
JAWA BARAT	145,8	BALONGAN	33,5
JAWA TENGAH	727,2	TANJUNG EMAS	663,7
DI YOGYAKARTA	0,5	ADI SUCIPTO (U)	-
JAWA TIMUR	2.119,3	TANJUNG PERAK	1.810,1
BANTEN	143,8	TANJUNG LENENG	46,4
BALI	27,7	NGURAH RAI (U)	27,2
NUSA TENGGARA BARAT	212,8	BENETE	212,8
NUSA TENGGARA TIMUR	3,7	ATAPUPU	3,5
KALIMANTAN BARAT	234,3	KENDAWANGAN	148,5
KALIMANTAN TENGAH	171,4	KUMAI	147,2
KALIMANTAN SELATAN	1.942,0	BANJARMASIN	1.147,8
KALIMANTAN TIMUR	3.707,6	SAMARINDA	901,7
KALIMANTAN UTARA	172,4	LINGKAS TARAKAN	121,7
SULAWESI UTARA	68,7	BITUNG	54,1
SULAWESI TENGAH	1.844,8	KOLONEDALE	289,4
SULAWESI SELATAN	184,4	BALANTANG/MALILI	101,8
SULAWESI TENGGARA	473,2	KENDARI	455,2
GORONTALO	2,1	GORONTALO	2,1
SULAWESI BARAT	1,0	MAMUJU	1,0
MALUKU	0,1	BULA	0,0
MALUKU UTARA	611,5	OBI ISLAND	611,5
PAPUA BARAT	267,0	BINTUNI, IRIAN JAYA	265,6
PAPUA	549,3	AMAMAPARE	541,3
Total Ekspor Indonesia	27.862,1	Total Pelabuhan Utama	19.030,9

Sumber : dokumen PEB, non PEB, diolah

Tabel 1. Ekspor Indonesia menurut 21 Golongan Barang

Agustus 2022

Golongan	Uraian golongan barang	Berat bersih (Kg)		Nilai F.O.B. (U S \$)	
		Bulan ini	Kumulatif	Bulan ini	Kumulatif
(1)	(2)	(3)	(4)	(5)	(6)
I	Binatang Hidup; Produk Hewani	68.393.868	525.823.568	409.063.297	3.123.591.998
II	Produk Nabati	665.163.839	4.484.965.197	408.030.668	2.690.739.802
III	Lemak, Minyak, Malam Nabati/hewani	4.198.210.842	17.406.542.445	4.466.542.144	23.165.122.080
IV	Olahan Makanan, minuman, Minuman Keras, Tembakau	1.134.251.292	7.061.883.628	1.014.966.594	7.082.907.404
V	Produk Mineral	47.823.123.963	342.629.930.091	7.685.144.104	52.841.332.819
VI	Produk Industri Kimia atau Produk Industri Terkait	1.643.756.224	11.103.383.875	1.737.178.261	14.145.791.169
VII	Plastik, Karet, dan Barang-barang Daripadanya	373.647.414	3.097.702.866	789.724.279	6.680.795.548
VIII	Kulit, Kulit Samak dan Barang Daripadanya	6.111.058	51.576.146	104.451.582	965.984.232
IX	Kayu dan Barang dari Kayu, Barang Anyaman, dll	502.394.358	4.045.104.920	393.789.444	3.446.176.995
X	Pulp, Kertas dan Barang Daripadanya	930.164.853	7.291.694.917	775.714.008	5.462.117.692
XI	Tekstil dan Barang Tekstil	158.069.574	1.382.925.510	1.237.339.955	9.814.155.569
XII	Alas Kaki, Payung, Bunga Tiruan, dll	33.689.315	263.911.116	730.013.400	5.653.028.087
XIII	Barang dari Batu, Semen, Mika, Keramik, Kaca, dll	100.644.474	776.015.290	70.506.327	573.732.379
XIV	Mutiara, Batu Mulia/Semi Mulia, Logam Mulia/Semi Mulia, dll	245.670	1.889.058	388.796.616	4.433.359.970
XV	Logam Tidak Mulia dan Barang Daripadanya	1.579.434.648	10.932.459.287	3.621.090.833	28.321.828.353
XVI	Mesin dan Perlengkapan Elektris, serta Aksesoris dari Barang Tersebut	120.584.919	872.691.342	2.047.459.042	14.062.650.923
XVII	Kendaraan, Pesawat Terbang, Kapal dll	125.093.768	851.957.417	1.501.694.924	8.058.168.214
XVIII	Alat Optis, Fotografi, Musik, Jam dll	7.579.861	62.748.418	136.327.027	1.121.296.476
XIX	Senjata dan Amunisi; Bagian dan Aksesorisnya	4.312	46.080	153.422	1.406.676
XX	Bermacam-macam Barang Hasil Pabrik	71.912.312	590.581.194	341.720.523	2.890.637.644
XXI	Karya Seni, Barang Kolektor dan Barang Antik	113.831	949.070	2.387.919	16.763.554
	Total Ekspor	59.542.590.396	413.434.781.435	27.862.094.371	194.551.587.583

Sumber : dokumen PEB dan non PEB, diolah

Tabel 2. Ekspor Indonesia menurut kode HS 2 digit

Agustus 2022

H S	Uraian golongan barang	Berat bersih (Kg)		Nilai F.O.B. (U S \$)	
		Bulan ini	Kumulatif	Bulan ini	Kumulatif
(1)	(2)	(3)	(4)	(5)	(6)
01	Live animals	2.200.573	16.592.221	5.696.371	39.019.456
02	Meat and edible meat offal	221.073	1.591.617	1.758.962	12.955.707
03	Fish and crustaceans, Molluscs and other aquatic invertebrates	61.232.414	471.848.960	334.389.872	2.581.098.097
04	Dairy products, bird's eggs; natural honey, edible products of animal origin, not elsewhere specified or included	3.359.795	26.555.210	64.465.079	465.486.372
05	Products of animal origin, not elsewhere specified or included	1.380.013	9.235.560	2.753.013	25.032.365
06	Live trees and other plants; bulbs, roots and the like; cut flowers and ornamental foliage	725.068	4.522.913	1.849.491	14.858.819
07	Edible vegetables and certain roots and tubers	10.161.594	64.538.453	9.263.670	53.306.836
08	Edible fruits and nuts; peel of citrus fruit or melons	101.247.633	749.764.080	56.450.831	504.320.600
09	Coffee, tea, mate, and spices	70.914.097	370.254.384	194.529.576	1.213.194.150
10	Cereals	465.510	3.847.051	411.655	3.145.619
11	Products of the milling industry; malt, starches; inulin; wheat gluten	12.816.588	82.858.012	7.964.762	56.237.747
12	Oil seeds and oleaginous fruits; miscellaneous grains, seed, and fruits; industrial or medical plants; straw and fodder	32.143.125	197.223.739	63.521.565	360.145.221
13	Lac; gums; resins and other vegetable saps and extracts	5.929.132	43.322.381	28.221.642	174.963.541
14	Vegetable plaiting materials; vegetable products not elsewhere specified or included	430.761.091	2.968.634.183	45.817.477	310.567.269
15	Animal or vegetable fats and oils and their cleavage products; prepared edible fats; animal or vegetable waxes	4.198.210.842	17.406.542.445	4.466.542.144	23.165.122.080
16	Preparations of meat/fish/crustaceans/molluscs or other aquatic	14.486.731	121.734.699	108.737.609	1.019.304.964
17	Sugar and sugar confectionery	86.128.871	585.223.525	42.314.388	356.781.615
18	Cocoa and cocoa preparations	30.791.650	249.008.461	101.553.693	813.738.514
19	Preparations of cereals, flour, starch or milk; pastrycooks' products	55.274.136	388.315.975	139.767.110	899.875.573
20	Preparations of vegetables, fruits, nuts or other part of plants	26.837.996	209.960.535	38.231.553	290.549.214
21	Miscellaneous edible preparations	57.421.853	442.093.722	140.246.301	1.064.564.564
22	Beverages, spirit, and vinegar	32.375.396	216.808.288	17.920.038	115.963.460
23	Residues and waste from the food industries; prepared animal fodder	816.411.855	4.746.856.829	274.659.903	1.581.794.291
24	Tobacco and manufactured tobacco substitutes	14.522.804	101.881.594	151.535.999	940.335.209
25	Salts; sulphur; earths and stone; plastering materials, lime and cement	1.287.987.830	12.685.335.298	34.933.880	329.523.129
26	Ores, slag, and ash	1.160.386.680	17.715.704.877	818.904.290	6.859.573.803
27	Mineral fuels, mineral oils and products of their distillation; bituminous substances; mineral waxes	45.374.749.453	312.228.889.915	6.831.305.934	45.652.235.887
28	Inorganic chemicals; organic or inorganic compounds of precious	359.651.274	3.037.650.205	211.816.772	1.934.683.534
29	Organic chemicals	237.836.587	1.901.912.408	325.689.063	2.968.111.454
30	Pharmaceutical products	2.642.307	19.202.686	58.003.405	409.278.484
31	Fertilizers	234.666.131	1.351.521.733	126.046.634	845.264.492
32	Tanning or dyeing extracts, tannins and their derivatives; dyes, pigments and other colouring matter; paints and varnishes; putty and other mastics; ink	9.184.138	84.476.136	38.331.694	350.272.414
33	Essential oils and resinoids; perfumery, cosmetic or toilet preparation	9.705.408	74.043.856	73.466.232	555.284.467
34	Soap, organic surface-active agents, washing, and lubricating preparation, artificial waxes, prepared waxes, polishing or scouring preparations, candles and similar articles, modelling pastes, "dental waxes" and dental preparations with a basis of plaster	101.038.878	721.310.275	123.182.210	921.216.256
35	Albuminoidal substances; modified starches; glues; enzymes	1.797.221	18.009.395	5.164.514	44.500.127
36	Explosives; pyrotechnic products; matches; pyrophonic alloys; certain combustible preparations	545.153	3.700.833	837.769	5.691.562
37	Photographic and cinematographic goods	11.844	92.710	94.324	1.062.530
38	Miscellaneous chemical products	686.677.282	3.891.463.639	774.545.645	6.110.425.849
39	Plastics and articles thereof	134.897.495	1.102.791.310	235.585.702	2.039.325.804
40	Rubber and articles thereof	238.749.919	1.994.911.556	554.138.577	4.641.469.744
41	Raw hides, skins (other than furskins), and leather	410.857	3.206.174	9.071.921	70.852.817

Tabel 2. Ekspor Indonesia menurut kode HS 2 digit

Agustus 2022

H S	Uraian golongan barang	Berat bersih (Kg)		Nilai F.O.B. (U S \$)	
		Bulan ini	Kumulatif	Bulan ini	Kumulatif
(1)	(2)	(3)	(4)	(5)	(6)
42	Articles of leather; saddlery and harness; travel goods, handbags and similar containers; articles of animal gut (other than silk-worm gut)	5.694.979	48.279.067	95.297.505	894.109.102
43	Furskins and artificial fur; manufactures thereof	5.223	90.904	82.155	1.022.313
44	Wood and articles of wood; wood charcoal	500.879.672	4.027.603.043	386.191.695	3.352.458.842
45	Cork and articles of cork	12	48.852	19	154.930
46	Manufactured of straw or other plaiting materials; basketware and	1.514.674	17.453.025	7.597.731	93.563.223
47	Pulp of wood or of other fibrous cellulosic material; recovered (waste and scrap) paper or paperboard	494.490.474	3.866.936.215	348.439.692	2.299.848.762
48	Paper and paperboard; articles of paper pulp or of paper/paperboard	434.759.643	3.420.331.447	423.017.418	3.138.022.930
49	Printed books, newspapers, pictures, and other products of the printing industry, manuscripts, typescripts and plans	914.736	4.427.256	4.256.897	24.245.999
50	Silk	1.281	17.797	16.627	95.370
51	Wool, fine or coarse animal hair; horse hair yarn, woven fabrics	27.867	316.492	43.864	483.283
52	Cotton	9.911.849	132.268.220	39.317.853	534.062.162
53	Other vegetable textile fibres; paper yarns and woven fabrics of paper yarn	2.677.103	27.205.078	519.765	6.079.813
54	Man-made filaments	17.236.238	145.433.252	62.401.257	506.220.125
55	Man-made staple fibres	75.242.001	674.595.048	166.281.892	1.525.228.092
56	Wadding, felt, and non-wovens; special yarn; twine, cordage, ropes and cables and articles thereof	3.678.630	31.330.833	12.794.236	110.304.019
57	Carpets and other textile floor coverings	1.482.214	9.939.400	4.887.921	30.814.429
58	Special woven fabrics; tufted textile fabrics; lace; tapestries; embroidery	198.371	1.961.835	3.111.450	28.942.598
59	Impregnated, coated, covered or laminated textile fabrics; textile articles of a kind suitable for industrial use	2.717.273	22.776.095	14.888.162	122.485.116
60	Knitted or crocheted fabrics	2.178.545	13.631.339	11.536.278	92.188.924
61	Articles of apparel and clothing accessories, knitted or crocheted	22.356.472	173.681.452	447.880.147	3.381.830.787
62	Articles of apparel and clothing accessories, not knitted or crocheted	17.460.484	126.977.816	456.922.275	3.365.714.303
63	Other made up textile articles; sets; worn clothing and worn textile articles; rags	2.901.246	22.790.853	16.738.230	109.706.548
64	Footwear, gaiters and the like; parts of such articles	32.136.462	251.713.174	683.269.421	5.298.161.185
65	Headgear and parts thereof	636.616	4.426.727	8.640.962	62.527.531
66	Umbrellas, sun umbrellas, walking sticks, seat-sticks, whips, riding-crops and parts thereof	24.265	252.418	288.908	2.000.272
67	Prepared feathers and down and articles made of feathers or of down; artificial flowers; articles of human hair	891.973	7.518.797	37.814.109	290.339.099
68	Articles of stone, plaster, cement, asbestos, mica or similar material	28.528.709	191.093.597	13.971.693	108.626.671
69	Ceramic products	30.199.015	247.656.931	28.864.977	245.320.278
70	Glass and glassware	41.916.750	337.264.763	27.669.658	219.785.430
71	Natural and cultured pearls, precious/semi precious stones, and precious metal, and articles thereof, imitation jewellery; coin	245.670	1.889.058	388.796.616	4.433.359.970
72	Iron and steel	1.348.431.341	9.522.306.968	2.264.501.237	18.726.552.679
73	Articles of iron and steel	51.203.266	422.330.460	144.561.800	1.212.558.951
74	Cooper and articles thereof	32.961.861	231.836.666	252.757.121	2.039.338.310
75	Nickel and articles thereof	93.354.521	458.805.201	615.083.737	3.593.861.189
76	Aluminium and articles thereof	36.181.813	175.869.239	103.459.037	638.097.611
78	Lead and articles thereof	784.509	2.151.105	1.244.051	7.532.853
79	Zinc and articles thereof	2.094.464	14.065.527	4.676.236	32.087.712
80	Tin and articles thereof	8.622.569	51.095.621	208.372.182	1.793.895.863
81	Other base metal; cermets; and articles thereof	3.086.627	32.530.020	7.029.171	123.313.945
82	Tools, implements, cutlery, spoon and forks, of base metal and parts thereof of base metal	867.861	5.881.697	10.419.180	80.040.976
83	Miscellaneous articles of base metal	1.845.815	15.586.784	8.987.080	74.548.264
84	Nuclear reactors, boilers, machinery and mechanical appliances; parts thereof	69.639.470	503.646.987	598.658.657	4.599.935.277

Tabel 2. Ekspor Indonesia menurut kode HS 2 digit

Agustus 2022

HS	Uraian golongan barang	Berat bersih (Kg)		Nilai F.O.B. (U S \$)	
		Bulan ini	Kumulatif	Bulan ini	Kumulatif
(1)	(2)	(3)	(4)	(5)	(6)
85	Electrical machinery and equipments and parts thereof; sound recorders/reproducers, television image and sound recorders and reproducers and parts and accessories of such articles	50.945.450	369.044.355	1.448.800.385	9.462.715.646
86	Railway and tramway locomotive, mechanical traffic, and all kinds	1.603.894	12.854.522	1.781.763	14.778.783
87	Vehicles other than railway/tramway rolling-stock, and parts and accessories thereof	106.593.400	726.417.882	1.032.742.068	6.921.537.092
88	Aircraft, spacecraft, and parts thereof	32.775	211.953	10.464.872	58.856.810
89	Ships, boat, and floating structures	16.859.427	112.452.213	456.665.132	1.062.840.667
90	Optical, photographic, cinematographic, measuring, checking, precision, medical or surgical instruments and apparatus; parts and accessories thereof	2.716.853	22.320.360	66.344.546	545.413.384
91	Clocks and watches and parts thereof	26.215	245.055	2.421.856	20.944.386
92	Musical instruments; parts and accessories of such articles	4.836.793	40.183.003	67.560.625	554.938.706
93	Arms and ammunition; parts and accessories thereof	4.312	46.080	153.422	1.406.676
94	Furnitures, bedding, mattresses, mattress supports, cushions and stuffed furnishing; lamps and lighting fittings, Not elsewhere specified or included; illuminated signs, illuminated name plates and the like; prefabricated buildings	49.763.306	451.621.757	231.096.542	2.085.750.560
95	Toys, games and sports requisiters; parts and accessories thereof	6.334.054	49.571.439	71.802.911	520.377.992
96	Miscellaneous manufactured articles	15.814.952	89.387.997	38.821.070	284.509.093
97	Works of arts, collectors' piece and antiques	37.373	404.630	465.344	3.298.993
98	Incompletely knocked down motor vehicles and their components	4.272	20.847	41.089	154.862
99	Postal packages, parcels, and returned goods	76.459	544.440	1.922.575	13.464.561
	Total Ekspor	59.542.590.396	413.434.781.435	27.862.094.371	194.551.587.583

Sumber : dokumen PEB dan non PEB, diolah

Tabel 3 : Ekspor Indonesia menurut Komoditi (Kode HS 8 digit)

Agustus 2022

Kode H S	Uraian golongan barang	Berat bersih (Kg)		Nilai F.O.B. (U S \$)	
		Bulan ini	Kumulatif	Bulan ini	Kumulatif
(1)	(2)	(3)	(4)	(5)	(6)
01039200	Live swine, other than pure-bred breeding animals, weighing 50 kg or more	2.180.730	16.363.449	5.438.593	35.780.524
01041090	Live sheep, other than pure-bred breeding animals	-	65.174	-	262.199
01042090	Live goats, other than pure-bred breeding animals	-	14.800	-	49.065
01051110	Breeding fowls of the species gallus domesticus, weighing not more than 185 g	809	7.639	10.640	116.824
01059441	Live fighting cocks of the species gallus domesticus, 185 g ≤ weighing ≤ 2 kg	153	2.174	9.990	70.705
01059449	Live fighting cocks of the species gallus domesticus, weighing more than 2 kg	182	764	16.680	61.870
01059499	Live fowls of the species gallus domesticus, other than breeding fowls and fighting cocks, weighing more than 2 kg	-	200	-	2.680
01061100	Live primates	-	2.157	-	306.000
01061400	Live rabbits and hares	220	1.481	1.367	8.969
01061900	Live mammals, other than in subheading 010611 to 010614	603	4.087	7.830	103.140
01062000	Live reptiles (including snakes and turtles)	17.566	126.945	188.593	1.948.603
01063200	Live psittaciformes (including parrots, parakeets, macaws and cockatoos)	47	639	19.300	250.450
01063900	Live birds, other than birds of prey, psittaciformes, ostriches, emus (dromaius novaehollandiae)	-	55	-	1.119
01064900	Live insects other than bees	192	1.303	78	14.589
01069000	Live animals, other than in subheading 010611 to 010649	72	1.355	3.300	42.720
02023000	Boneless meat of bovine animals, frozen	-	27	-	655
02042200	Other cuts with bone in meat of sheep, fresh or chilled	-	4	-	130
02042300	Boneless meat of sheep, fresh or chilled	89	89	87	97
02071200	Meat and edible offal of fowls of the species gallus domesticus, not cut in pieces, frozen	52.996	311.998	131.258	708.191
02071300	Meat and edible offal of fowls of the species gallus domesticus, cuts and offal, fresh or chilled	-	10	-	101
02071410	Wings of fowls of the species gallus domesticus, frozen	150	1.486	732	3.791
02071491	Mechanically deboned or separated meat of fowls of the species gallus domesticus, other than wings and thighs, frozen	5.040	7.600	15.717	24.690
02071499	Meat and edible offal of fowls of the species gallus domesticus, other than mechanically deboned or separated meat, wings, thighs and livers, frozen	-	1.600	-	2.240
02074590	Meat and edible offal of ducks, cut in pieces and other than fatty livers, frozen	7.554	7.554	32.420	32.420
02085000	Meat and edible meat offal of reptiles (including snakes and turtles), fresh, chilled or frozen	-	46.430	-	72.983
02089010	Frogs' legs fresh, chilled or frozen	140.968	1.098.536	1.202.245	8.645.708
02101990	Meat of swine, other than hams, shoulders and cuts thereof, with bone in, bellies (streaky) and cuts thereof, bacon, boneless hams, salted, in brine, dried or smoked	173	173	175	175
02109300	Meat and edible meat offal of reptiles (including snakes and turtles) including edible flours and meals of meat or meat offal, salted, in brine, dried/smoked	14.103	115.462	376.299	3.462.912
02109990	Meat and edible meat offal, other than hs code 02101100 to 02109920 including edible flours and meals of meat or meat offal, salted, in brine, dried or smoked	1	648	30	1.615
03011110	Live fry freshwater ornamental fish	5.410	37.405	45.827	407.053
03011191	Live koi carp (cyprinus carpio) other than fry	127	1.353	4.121	43.921
03011192	Live goldfish (carassius auratus) other than fry	679	4.668	42.835	272.458
03011193	Live siamese fighting fish (beta splendens) other than fry	961	7.608	34.548	259.655
03011195	Live arowanas (scleropages formosus) other than fry	5.475	41.794	709.352	4.483.727
03011199	Live freshwater ornamental fish, other than HS code 03011191 to 03011195, other than fry	74.061	604.000	1.742.449	13.056.130
03011910	Live fry ornamental fish, other than freshwater fish	11	2.084	60	33.284
03011990	Live ornamental fish other than freshwater fish, other than fry	45.904	341.337	544.940	4.489.130
03019100	Live trout (salmo trutta, oncorhynchus mykiss, oncorhynchus clarki,	-	28	-	112
03019200	Live eels (anguilla spp)	4.321	1.658.730	5.300	1.672.916

Tabel 3 : Ekspor Indonesia menurut Komoditi (Kode HS 8 digit)

Agustus 2022

Kode H S	Uraian golongan barang	Berat bersih (Kg)		Nilai F.O.B. (U S \$)	
		Bulan ini	Kumulatif	Bulan ini	Kumulatif
(1)	(2)	(3)	(4)	(5)	(6)
03019911	Live fry of milkfish and grouper, breeding	31.948	220.867	234.127	4.202.779
03019919	Live fry of milkfish and grouper, other than breeding	1.820	8.780	5.591	70.477
03019924	Live fish fry, other than HS code 03019100 to 03019923, breeding	-	130	-	3.150
03019929	Live fish fry, other than HS code 03019100 to 03019923, other than breeding	262	1.375	2.546	34.268
03019931	Live milkfish, other than fry, breeding	1.120	27.089	72.253	1.411.586
03019933	Live Leopard coral grouper (plectropomus leopardus)r, other than fry	12.284	105.886	127.260	1.316.268
03019934	Live Brown-marbled grouper (epinephelus fuscoguttatus), other than fry	6.667	51.446	38.744	515.234
03019935	Live Humpback grouper (cromileptes altivelis), other than fry	541	6.821	5.404	63.762
03019936	Live Grouper other than leopard coral, brown-marbled, and humpback, other than fry	102.746	610.377	728.851	5.467.851
03019941	Live Tilapias (oreochromis spp)	-	21	-	306
03019949	Live freshwater fish, n.ec in heading 0301 and other than carp for breeding	18.579	118.782	135.516	864.251
03019950	Live marine fish, n.e.c in heading 0301	537	55.960	4.898	480.900
03019990	Live fish, other than freshwater and marine fish	-	1.562	-	6.422
03022100	Halibut (reinhardtius hippoglossoides, hippoglossus hippoglossus, hippoglossus stenolepis), fresh or chilled	-	2.365	-	6.909
03022300	Sole (solea spp), fresh or chilled	-	61.154	-	62.983
03022900	Flat fish (pleuronectidae, bothidae, cynoglossidae, soleidae, scophthalmidae and citharidae) other than halibut, plaice, sole, turbot, fresh or chilled	137.410	862.315	139.239	909.909
03023100	Albacore or longfinned tunas (thunnus alalunga), fresh or chilled	-	77.977	-	238.047
03023200	Yellowfin tunas (thunnus albacares), fresh or chilled	47.319	601.266	329.349	3.435.039
03023400	Bigeye tunas (thunnus obesus), fresh or chilled	18.343	78.490	66.154	286.877
03023600	Southern bluefin tunas (thunnus maccoyii), fresh or chilled	664	14.773	2.338	51.916
03023900	Tunas other than albacore tunas, yellowfin tunas, skipjack tuna, bigeye tunas, atlantic and pacific bluefin tunas, southern bluefin tunas, fresh or chilled	5.665	292.653	31.500	1.766.143
03024100	Herrings (clupea harengus, clupea pallasii), fresh or chilled	-	600	-	126
03024200	Anchovies (engraulis spp), fresh or chilled	1.250	1.250	4.606	4.606
03024400	Mackerel (scomber scombrus, scomber australasicus, scomber japonicus), fresh or chilled	65.198	369.390	143.232	868.199
03024700	Swordfish (xiphias gladius), fresh or chilled	5.273	40.787	53.196	409.175
03024900	Sardinella, brisling or sprats, indian mackerels, seerfishes, jacks, crevalles, silver pomfrets, pacific saury, scads, capelin, kawakawa, bonitos, marlins,	588.460	4.075.003	2.018.670	13.353.761
03027100	Tilapias (oreochromis spp), fresh or chilled	-	400	-	670
03027290	Catfish (pangasius spp, silurus spp, clarias spp, ictalurus spp) other than yellowtail catfish, fresh or chilled	2.394	11.363	2.808	12.085
03027900	Nile perch (lates niloticus) and snakeheads (channa spp), fresh or chilled	536	113.684	2.155	121.269
03028200	Rays and skates (rajidae), fresh or chilled	20.151	311.530	37.682	572.321
03028500	Seabream (sparidae), fresh or chilled	25.656	33.998	37.018	53.335
03028911	Grouper, fresh or chilled	347.224	2.396.386	1.301.297	9.244.110
03028914	Savalai hairtails (lepturacanthus savala), belanger's croakers (johnius belangerii), reeve's croakers (chrysochir aureus) and bigeye croakers (pennahia anea), fresh or chilled	115.545	1.038.738	145.554	1.712.530
03028916	Torpedo scads (megalaspis cordyla), spotted sicklefish (drepane punctata) and great barracudas (sphyraena barracuda), fresh or chilled	66.680	423.620	53.469	350.263
03028917	Black pomfrets (parastromatus niger), fresh or chilled	91.984	591.937	345.295	2.174.095
03028918	Mangrove red snappers (lutjanus argentimaculatus), fresh or chilled	177.505	974.633	592.414	2.920.581
03028919	Fresh or chilled marine fish, other than HS code 03028911 to 03028918	2.779.601	20.939.208	4.217.949	32.593.201
03028923	Silver grunts (pomadasys argenteus), fresh or chilled	-	397	-	833

Tabel 3 : Ekspor Indonesia menurut Komoditi (Kode HS 8 digit)

Agustus 2022

Kode H S	Uraian golongan barang	Berat bersih (Kg)		Nilai F.O.B. (U S \$)	
		Bulan ini	Kumulatif	Bulan ini	Kumulatif
(1)	(2)	(3)	(4)	(5)	(6)
03028929	Fresh or chilled fish other than marine fish, other than hs code 03028922 to 03028929	547	513.351	613	797.005
03029100	Livers, roes and milt, fresh or chilled	-	2.763	-	25.820
03029900	Heads, tails, maws and other edible fish offal, other than shark fins, livers, roes and milt, fresh or chilled	-	26.550	-	11.458
03031100	Sockeye salmon (red salmon) (oncorhynchus nerka), frozen	-	6.298	-	111.921
03031400	Trout (salmo trutta, oncorhynchus mykiss, oncorhynchus clarki, oncorhynchus aguabonita, oncorhynchus gilae, oncorhynchus apache and oncorhynchus chrysogaster), frozen	-	31.821	-	707.794
03032300	Tilapias (oreochromis spp), frozen	9.390	192.018	23.710	477.644
03032400	Catfish (pangasius spp, silurus spp, clarias spp, ictalurus spp), frozen	123.595	1.191.681	236.880	1.812.923
03032500	Carp (cyprinus, carassius, ctenopharyngodon idellus, hypophthalmichthys, cirrhinus, mylopharyngodon piceus, catla catla, labeo, osteochilus hasselti, leptobarbus hoeveni, megalobrama), frozen	145	1.282	290	3.196
03032600	Eels (anguilla spp), frozen	790.432	3.515.813	1.451.759	6.131.513
03032900	Nile perch (lates niloticus) and snakeheads (channa spp), frozen	500	73.619	1.000	115.300
03033100	Halibut (reinhardtius hippoglossoides, hippoglossus hippoglossus, hippoglossus stenolepis), frozen	12.447	77.295	18.174	89.293
03033300	Sole (solea spp), frozen	36	15.415	864	36.097
03033900	Flat fish (pleuronectidae, bothidae, cynoglossidae, soleidae, scophthalmidae and citharidae) other than halibut, plaice, sole, turbot, frozen	-	18.417	-	24.659
03034100	Albacore or longfinned tunas (thunnus alalunga), frozen	880.971	4.445.120	2.963.087	13.904.739
03034200	Yellowfin tunas (thunnus albacares), frozen	2.166.313	12.811.652	8.849.213	50.725.181
03034300	Skipjack tuna (stripe-bellied bonito) (katsuwonus pelamis), frozen	3.639.334	13.495.894	5.386.166	20.798.896
03034400	Bigeye tunas (thunnus obesus), frozen	132.786	498.291	280.747	862.539
03034600	Southern bluefin tunas (thunnus maccoyii), frozen	1.147	26.731	5.190	122.732
03034910	Longtail tuna (thunnus tonggol), frozen	31.247	144.156	76.434	292.897
03034990	Tunas (of the genus thunnus), other than hs code 03024100 to 03024910, frozen	53.972	199.524	129.375	628.250
03035300	Sardines (sardina pilchardus, sardinops spp), sardinella (sardinella spp), brisling or sprats (sprattus sprattus), frozen	65.990	320.050	26.290	133.660
03035410	Mackerel (scomber scombrus, scomber australasicus), frozen	26.596	330.197	52.733	787.351
03035420	Pacific mackerel (scomber japonicus), frozen	-	24.670	-	32.991
03035500	Jack and horse mackerel (trachurus spp), frozen	-	35.862	-	21.928
03035600	Cobia (rachycentron canadum), frozen	37.361	158.207	59.118	270.921
03035700	Swordfish (xiphias gladius), frozen	28.043	980.157	114.766	5.738.586
03035910	Indian mackerels (rastrelliger kanagurta), island mackerels (rastrelliger faughni), frozen	28.498	853.932	65.851	1.843.234
03035920	Silver pomfrets (pampus spp), frozen	38.076	497.977	229.318	1.317.389
03035990	Anchovies, brisling or sprats, scomberomorus spp, caranx spp, pacific saury, decapterus spp, capelin, euthynnusaffinis, sarda spp, marlins, sailfishes, istiophoridae, frozen	1.540.678	14.633.997	3.246.387	29.585.702
03036900	Fish of the families bregmacerotidae, eulichthyidae, gadidae, macrouridae, melanonidae, merlucciidae, moridae and muraenolepididae other than of hs code 030336-030368, frozen	-	54.496	-	106.956
03038100	Dogfish and other sharks, frozen	260.179	2.581.953	243.645	3.187.200
03038200	Rays and skates (rajidae), frozen	77.041	337.965	227.063	886.182
03038911	Grouper, frozen	117.279	581.698	503.339	2.228.254
03038913	Bluntnose lizardfish (trachinocephalus myops), frozen	131.182	784.781	160.156	842.288
03038914	Savalai hairtails (lepturacanthus savala), belanger's croakers (johnius belangerii), reeve's croakers (chrysochir aureus) and bigeye croakers (pennahia anea), frozen	668.054	11.333.864	1.418.662	22.313.041

Tabel 3 : Ekspor Indonesia menurut Komoditi (Kode HS 8 digit)

Agustus 2022

Kode H S	Uraian golongan barang	Berat bersih (Kg)		Nilai F.O.B. (U S \$)	
		Bulan ini	Kumulatif	Bulan ini	Kumulatif
(1)	(2)	(3)	(4)	(5)	(6)
03038916	Torpedo scads (megalaspis cordyla), spotted sicklefish (drepane punctata) and great barracudas (sphyraena barracuda), frozen	9.500	225.560	10.070	343.968
03038917	Black pomfrets (parastromatus niger), frozen	134.016	1.229.567	304.586	2.761.802
03038918	Mangrove red snappers (lutjanus argentimaculatus), frozen	227.748	3.455.968	738.741	10.226.840
03038919	Frozen marine fish, other than HS code 03038911 to 03038918	3.838.953	32.249.002	7.368.313	60.675.890
03038923	Milkfish (chanos chanos), frozen	807.320	4.553.606	1.217.689	7.124.236
03038928	Wallago (wallago attu) and giant river-catfish (sperata seenghala), frozen	209	209	530	530
03038929	Frozen fish, other than marine fish, other than hs code 03038922 to 03038928	196.832	5.912.188	574.873	10.263.992
03039100	Livers, roes and milt, frozen	165.243	566.644	2.588.942	7.563.525
03039200	Shark fins, frozen	37.592	85.156	96.479	313.331
03039900	Heads, tails, maws and other edible fish offal other than shark fins, livers, roes and milt, frozen	92.627	510.975	99.327	655.799
03043200	Fresh or chilled fillets of catfish (pangasius spp, silurus spp, clarias spp, ictalurus spp)	-	3.000	-	4.929
03043900	Fresh/chilled fillets of carp (cyprinus, carassius, cteno. idellus,	-	15.000	-	71.100
03044500	Fresh or chilled fillets of swordfish (xiphias gladius)	2.318	18.307	31.676	205.109
03044700	Fresh or chilled fillets of dogfish and other sharks	-	323	-	426
03044900	Fresh or chilled fillets of other fish, other than in subheading 030431 to 030448	125.669	798.974	1.553.051	9.952.786
03045100	Fresh or chilled other fish meat (whether or not minced) of tilapias, catfish, carp, eels (anguilla spp), Nile perch (lates niloticus) and snakeheads (channa spp)	-	13.681	-	64.526
03045400	Fresh or chilled other fish meat (whether or not minced) of swordfish (xiphias gladius)	45	8.618	548	81.217
03045900	Fresh or chilled other fish meat (whether or not minced) of other fish, other than in subheading 030451 to 030457	4.880	379.984	29.965	1.401.350
03046100	Frozen fillets of tilapias (oreochromis spp)	1.241.551	7.206.476	8.759.745	49.968.199
03046200	Frozen fillets of catfish (pangasius spp, silurus spp, clarias spp, ictalurus spp)	-	3.141	-	8.143
03046900	Frozen fillets of carp (cyprinus, carassius, ctenoph. idellus, hypophthalmichthys, cirrhinus, myloph. piceus, catla catla, labeo, oste. hasselti, lepto. hoeveni, megalobrama spp), eels, channa spp	89	8.199	178	29.511
03047100	Frozen fillets of cod (gadus morhua, gadus ogac, gadus macrocephalus)	647.321	2.074.079	4.945.099	15.293.588
03047500	Frozen fillets of Alaska pollock (theragra chalcogramma)	197.310	676.610	636.706	2.193.852
03048100	Frozen fillets of Pacific salmon (oncorhynchus nerka, oncor. gorbuscha, oncor. keta, oncor. tshawytscha, oncor. kisutch, oncor. masou, oncor. rhodurus), Atlantic salmon (salmo salar) and Danube salmon	59.926	291.564	1.212.914	3.340.549
03048200	Frozen fillets of trout (salmo trutta, oncorhynchus mykiss, oncorhynchus clarki, oncorhynchus aguabonita, oncorhynchus gilae, oncorhynchus apache and oncorhynchus chrysogaster)	7.189	16.027	54.597	257.759
03048300	Frozen fillets of flat fish (pleuronectidae, bothidae, cynoglossidae, soleidae, scophthalmidae and citharidae)	199.590	203.470	836.849	846.576
03048400	Frozen fillets of swordfish (xiphias gladius)	59.152	769.263	573.040	6.941.931
03048700	Frozen fillets of tunas (of the genus thunnus), skipjack tuna (stripe-bellied bonito) (katsuwonus pelamis)	4.625.536	35.573.866	37.775.003	287.958.891
03048800	Frozen fillets of dogfish, other sharks, rays and skates (rajidae)	18.120	145.665	86.739	811.254
03048910	Frozen fillets of mahi-mahi (coryphaena hippurus)	96.066	449.874	772.756	4.043.812
03048990	Frozen fillets of other fish, other than HS code 03048100 to 03048910	2.005.333	18.683.498	15.261.488	131.233.468
03049100	Frozen other fish meat (whether or not minced) of swordfish (xiphias	-	5.200	-	6.129
03049300	Frozen other fish meat (whether or not minced) of tilapias (oreochromis	98.322	611.229	50.488	481.954

Tabel 3 : Ekspor Indonesia menurut Komoditi (Kode HS 8 digit)

		Agustus 2022			
Kode H S	Uraian golongan barang	Berat bersih (Kg)		Nilai F.O.B. (U S \$)	
		Bulan ini	Kumulatif	Bulan ini	Kumulatif
(1)	(2)	(3)	(4)	(5)	(6)
03049600	Frozen other fish meat (whether or not minced) of dogfish and other	26.462	212.609	26.462	217.360
03049910	Frozen of surimi (minced fish meat)	1.542.860	5.290.990	4.522.452	14.943.523
03049990	Frozen other fish meat (whether or not minced) of other fish, other than HS code 03049100 to 03049910	287.466	4.786.309	2.592.200	20.602.838
03052090	Livers, roes and milt of fish, smoked, dried, salted or in brine, other than freshwater fish, dried, salted or in brine	440.970	1.067.574	10.278.951	23.615.622
03053200	Fish fillets of fish of the families bregmacerotidae, eulichthyidae, gadidae, macrouridae, melanonidae, merlucciidae, moridae and muraenolepididae, dried, salted or in brine, but not smoked	24.385	68.178	122.411	306.824
03053920	Fish fillets of savalai hairtails, belanger's croakers (johnius belangerii), reeve's croakers (chrysochir aureus) and bigeye croakers (pennahia anea), dried, salted or in brine, but not smoked	-	53.021	-	66.837
03053992	Fish fillets of marine fish, dried, salted or in brine, but not smoked, not elsewhere classified in heading 0305	100.302	458.150	263.117	1.503.631
03053999	Fish fillets of fish other than freshwater and marine fish n.e.c in heading 0305, dried, salted or in brine, but not smoked	7.476	43.910	19.133	74.971
03054910	Smoked fish, including fillets, other than edible fish offal of skipjack tuna (stripe-bellied bonito) (katsuwonus pelamis)	202.911	894.449	1.567.449	6.991.174
03054990	Smoked fish, including fillets, other than edible fish offal, not elsewhere classified in heading 0305	3.698	938.983	32.737	6.877.137
03055400	Dried fish, w.o.n salted but not smoked of herrings, anchovies, sardines, sardinella, brisling or sprats, scomber scombrus, indian mackerels, seerfishes, jack&horse mackerel, jacks, caranx, cobia, silver pomfrets, pacific saury, scads, capelin, swordfish, kawakawa, bonitos, marlins, sailfishes, spearfish	650	14.580	5.052	55.961
03055921	Dried fish, other than edible fish offal, whether or not salted but not smoked of anchovies (stolephorus spp, coilia spp, setipinna spp, lycotrissa spp, thryssa spp and encrasicholina spp)	62.832	507.813	443.244	3.049.614
03055929	Dried fish, other than edible fish offal, whether or not salted but not smoked of marine fish other than anchovies (stolephorus, coilia, setipinna, lycotrissa, thryssa and encrasicholina spp)	20.076	237.763	89.309	976.164
03055990	Dried fish, other than edible fish offal, whether or not salted but not smoked of other fish other than marine fish	246.629	1.132.236	442.961	2.254.534
03056300	Salted but not dried or smoked and fish in brine, other than edible fish offal of anchovies (engraulis spp)	10.860	124.580	149.117	1.573.805
03056910	Salted but not dried or smoked and fish in brine, other than edible fish offal of marine fish, not elsewhere classified in heading 0305	20.630	94.074	43.546	145.455
03056990	Salted but not dried or smoked and fish in brine, other than edible fish offal of other than marine fish, not elsewhere classified in heading 0305	-	44.000	-	104.209
03057110	Shark fins, dried or smoked	19.189	131.778	398.958	4.233.160
03057190	Shark fins, salted or in brine	-	97.622	-	3.579.423
03057211	Dried, salted or in brine, smoked of fish maws of cod	-	1.076	-	21.100
03057219	Dried, salted or in brine, smoked of fish maws of other than cod	25.012	199.579	382.401	3.248.740
03057299	Dried, salted or in brine, smoked of fish head and tail of other than cod	8.000	13.520	14.400	44.971
03057990	Dried, salted or in brine, smoked of fish fin and other edible offal other than fish head, tail, and maws of other than cod	8.985	94.591	132.526	1.559.970
03061110	Rock lobster and other sea crawfish (palinurus spp, panulirus spp, jасus spp), frozen, smoked	12.500	96.609	163.317	927.330
03061190	Rock lobster and other sea crawfish (palinurus spp, panulirus spp, jасus spp), frozen, other than smoked	34.238	212.800	318.697	2.109.971
03061290	Lobsters (homarus spp), frozen, other than smoked	130	1.307	260	9.300

Tabel 3 : Ekspor Indonesia menurut Komoditi (Kode HS 8 digit)

Agustus 2022

Kode H S	Uraian golongan barang	Berat bersih (Kg)		Nilai F.O.B. (U S \$)	
		Bulan ini	Kumulatif	Bulan ini	Kumulatif
(1)	(2)	(3)	(4)	(5)	(6)
03061411	Soft shell crabs, frozen, smoked	85.373	536.316	941.881	4.740.597
03061419	Crab other than soft shell crabs, frozen, smoked	2.484	197.065	16.263	2.668.803
03061491	Swimming crabs (crabs of the family portunidae), frozen, other than smoked	35.210	50.366	30.990	60.607
03061492	King crabs (crabs of the family lithodidae), frozen, other than smoked	4.270	4.270	344.954	344.954
03061493	Snow crabs (crabs of the family origoniidae), frozen, other than smoked	10.116	27.991	1.238.163	2.261.824
03061499	Crab other than swimming crabs, king crabs, and snow crabs, frozen, other than smoked	440.129	568.704	3.567.454	4.967.879
03061500	Norway lobsters (nephrops norvegicus), frozen	-	520	-	2.309
03061600	Cold-water shrimps and prawns (pandalus spp, crangon crangon), frozen	117.592	497.353	1.138.815	4.979.791
03061711	Giant tiger prawns (penaeus monodon), frozen, headless	622.720	5.685.382	9.552.090	86.870.048
03061719	Giant tiger prawns (penaeus monodon), frozen, other than headless	368.720	2.846.176	4.555.669	34.714.691
03061721	Whiteleg shrimps (litopenaeus vannamei), frozen, headless, with tail	1.536.983	19.411.761	12.693.604	178.206.142
03061722	Whiteleg shrimps (litopenaeus vannamei), frozen, headless, without tail	1.255.143	10.344.958	10.178.897	88.412.231
03061729	Whiteleg shrimps (litopenaeus vannamei), frozen, other than headless, with or without tail	6.227.502	55.002.018	55.055.049	494.418.687
03061730	Giant river prawns (macrobrachium rosenbergii), frozen	130	130	1.390	1.390
03061790	Shrimps and prawns other than giant tiger prawns, whiteleg shrimps, and giant river prawns, frozen	1.955.297	13.007.242	16.591.775	112.823.484
03061900	Crustaceans not elsewhere classified in subheading 030611 to 030617, whether in shell or not , frozen	17.990	127.814	151.397	1.060.411
03063120	Rock lobster and other sea crawfish (palinurus spp, panulirus spp, jасus spp), live , other than breeding	65.929	646.821	1.442.679	13.971.676
03063130	Rock lobster and other sea crawfish (palinurus spp, panulirus spp, jасus spp), fresh or chilled	1.227	4.838	5.437	33.118
03063220	Lobsters (homarus spp), live, other than breeding	1.362	6.097	26.446	128.013
03063311	Blue crabs (callinectes spp) and snow crabs (crabs of the family oregoniidae), live	8.330	8.330	13.725	13.725
03063312	Blue crabs (callinectes spp) and snow crabs (crabs of the family oregoniidae), fresh or chilled	-	467.520	-	1.907.482
03063391	Crab other than blue crabs (callinectes spp) and snow crabs (crabs of the family oregoniidae), live	832.937	4.776.115	5.647.725	31.728.255
03063392	Crab other than blue crabs (callinectes spp) and snow crabs (crabs of the family oregoniidae), fresh or chilled	69.286	4.828.487	175.483	28.968.248
03063520	Cold-water shrimps and prawns (pandalus spp, crangon crangon), live, other than breeding	-	1.302	-	36.114
03063530	Cold-water shrimps and prawns (pandalus spp, crangon crangon), fresh or chilled	51.950	517.951	163.029	1.489.906
03063611	Giant tiger prawns (penaeus monodon), live, breeding	-	600	-	1.800
03063612	Whiteleg shrimps (litopenaeus vannamei), live, breeding	313	1.007	7.423	69.744
03063613	Giant river prawns (macrobrachium rosenbergii), live, breeding	-	20	-	136
03063619	Other shrimps and prawns other than giant tiger prawns, whiteleg shrimps, and giant river prawns, live, breeding	235	681	2.481	6.803
03063622	Whiteleg shrimps (litopenaeus vannamei), live, other than breeding	-	25	-	39.440
03063623	Giant river prawns (macrobrachium rosenbergii), live, other than breeding	-	3	-	30
03063629	Shrimps and prawns other than giant tiger prawns, whiteleg shrimps, and giant river prawns, live, other than breeding	137.052	810.926	2.861.942	17.199.732
03063631	Giant tiger prawns (penaeus monodon), fresh or chilled	4.097	26.707	17.122	122.945
03063632	Whiteleg shrimps (litopenaeus vannamei), fresh or chilled	292.453	1.925.983	1.205.000	7.828.281
03063633	Giant river prawns (macrobrachium rosenbergii), fresh or chilled	-	11.800	-	22.008
03063639	Other shrimps and prawns other than giant tiger prawns, whiteleg shrimps, and giant river prawns, fresh or chilled	243.404	1.377.187	466.402	2.424.796

Tabel 3 : Ekspor Indonesia menurut Komoditi (Kode HS 8 digit)

Agustus 2022

Kode H S	Uraian golongan barang	Berat bersih (Kg)		Nilai F.O.B. (U S \$)	
		Bulan ini	Kumulatif	Bulan ini	Kumulatif
		(1)	(2)	(3)	(4)
03063910	Live crustaceans, not elsewhere classified in subheading 030631 to 030636, whether in shell or not	5.112	12.937	87.510	299.083
03063920	Fresh or chilled crustaceans, not elsewhere classified in subheading 030631 to 030636, whether in shell or not,	-	105	-	4.689
03069329	Crabs, in airtight containers for retail sale, dried, salted or in brine	-	100.657	-	4.116.595
03069339	Crabs other than in airtight containers for retail sale, dried, salted or in brine	-	14.541	-	528.287
03069521	Shrimps and prawns, in airtight containers for retail sale, in shell, cooked by steaming or boiling in water	-	9	-	850
03069529	Shrimps and prawns, in airtight containers for retail sale, other than in shell, cooked by steaming or boiling in water	-	82.900	-	57.494
03069530	Shrimps and prawns, other than in airtight containers for retail sale	132.776	549.512	116.756	478.659
03069929	Crustaceans not elsewhere classified in subheading 030691 to 030695, whether in shell or not, in airtight containers for retail sale, dried, salted or in brine	-	3.701	-	26.052
03069939	Crustaceans not elsewhere classified in subheading 030691 to 030695, whether in shell or not, other than in airtight containers for retail sale, dried, salted or in brine, cooked by steaming or by boiling in water	-	11.210	-	54.608
03071110	Oysters, live	-	874	-	874
03071120	Oysters, fresh or chilled	-	11.545	-	6.985
03072110	Scallops and other molluscs of the family pectinidae, live	13	361	41	729
03072120	Scallops and other molluscs of the family pectinidae, fresh or chilled	4.800	37.450	3.225	26.115
03072200	Scallops and other molluscs of the family pectinidae, frozen	46.317	442.446	105.143	834.658
03073200	Mussels (mytilus spp, perna spp), frozen	-	9.833	-	24.993
03074211	Cuttle fish (sepia officinalis, rossia macrosoma, sepiola spp) and squid (omastrephes spp, loligo spp, nototodarus spp, sepioteuthis spp), live	1.300	9.600	650	4.800
03074221	Cuttle fish (sepia officinalis, rossia macrosoma, sepiola spp) and squid (omastrephes spp, loligo spp, nototodarus spp, sepioteuthis spp), fresh or chilled	104.457	411.873	484.492	1.887.182
03074229	Cuttle fish and squid other than sepia officinalis, rossia macrosoma, sepiola spp, ommastrephes spp, loligo spp, nototodarus spp, sepioteuthis spp, fresh or chilled	12.070	335.210	19.572	1.289.810
03074310	Cuttle fish (sepia officinalis, rossia macrosoma, sepiola spp) and squid (omastrephes spp, loligo spp, nototodarus spp, sepioteuthis spp), frozen	8.444.098	71.588.338	38.670.116	301.153.580
03074390	Cuttle fish and squid other than sepia officinalis, rossia macrosoma, sepiola spp, ommastrephes spp, loligo spp, nototodarus spp, sepioteuthis spp, dried, salted or in brine	1.624.825	9.526.349	7.182.970	42.544.681
03074921	Cuttle fish (sepia officinalis, rossia macrosoma, sepiola spp) and squid (omastrephes spp, loligo spp, nototodarus spp, sepioteuthis spp), dried, salted or in brine	1	915.899	1	5.932.707
03074929	Cuttle fish and squid other than sepia officinalis, rossia macrosoma, sepiola spp, ommastrephes spp, loligo spp, nototodarus spp, sepioteuthis spp, dried, salted or in brine	-	250	-	4.787
03074931	Cuttle fish (sepia officinalis, rossia macrosoma, sepiola spp) and squid (omastrephes spp, loligo spp, nototodarus spp, sepioteuthis spp), smoked	84.721	298.102	291.892	1.127.581
03075110	Octopus (octopus spp), live	93	165	24	43
03075200	Octopus (octopus spp), frozen	1.502.239	13.478.100	9.335.468	84.015.173
03075930	Octopus (octopus spp), smoked	-	134.000	-	1.805.800
03076010	Snails, other than sea snails, live	8.421	233.963	92.900	1.090.399
03076020	Snails, other than sea snails, fresh, chilled or frozen	116.318	864.400	341.682	2.414.445
03076040	Snails, other than sea snails, dried, salted or in brine	-	364	-	1.700
03077110	Clams, cockles and ark shells (families arcidae, arcticidae, cardiidae, donacidae, hiatellidae, mactridae, mesodesmatidae, myidae, semelidae, solecurtidae, solenidae, tridacnidae and veneridae), live	257.898	1.656.906	299.564	1.765.525

Tabel 3 : Ekspor Indonesia menurut Komoditi (Kode HS 8 digit)

Agustus 2022

Kode H S	Uraian golongan barang	Berat bersih (Kg)		Nilai F.O.B. (U S \$)	
		Bulan ini	Kumulatif	Bulan ini	Kumulatif
(1)	(2)	(3)	(4)	(5)	(6)
03077120	Clams, cockles and ark shells (families arcidae,arcticidae,cardiidae,donacidae,hiatellidae,mactridae,mesodesmatidae,myidae,semelidae,solecurtidae,solenidae,tridacnidae and veneridae), fresh/chilled	78.880	420.755	50.486	272.007
03077200	Clams, cockles and ark shells (families arcidae, arcticidae, cardiidae, donacidae, hiatellidae, mactridae, mesodesmatidae, myidae, semelidae, solecurtidae, solenidae, tridacnidae & veneridae), frozen	147.853	1.311.001	282.358	1.673.918
03077930	Clams, cockle, arkshells (arcidae,arcticidae,cardiidae,donacidae,hiatellidae,mactridae,mesodesmatidae,myidae,semelidae,solecurtidae,solenidae,tridacnidae and veneridae), dried, salted or in brine	-	14.520	-	21.780
03078110	Abalone (haliotis spp), live	7	13	33	286
03078400	Stromboid conchs (strombus spp), frozen	33.956	288.029	71.914	544.243
03078710	Abalone (haliotis spp), dried, salted or in brine	-	466	-	2.330
03079110	Molluscs, whether in shell or not, not elsewhere classified in subheadings 030711 to 030788, live	138.804	859.019	307.443	1.896.483
03079120	Molluscs, whether in shell or not, not elsewhere classified in subheadings 030711 to 030788, fresh or chilled	38	6.374	304	3.195
03079200	Molluscs, whether in shell or not, not elsewhere classified in subheadings 030711 to 030788, frozen	25.223	114.935	113.017	393.574
03079930	Molluscs, whether in shell or not, not elsewhere classified in subheadings	-	481	-	6.734
03081110	Sea cucumbers (stichopus japonicus, holothuroidea), live	4	66	8	1.806
03081120	Sea cucumbers (stichopus japonicus, holothuroidea), fresh or chilled	-	710	-	3.552
03081200	Sea cucumbers (stichopus japonicus, holothuroidea), frozen	-	27	-	486
03081920	Sea cucumbers (stichopus japonicus, holothuroidea), dried, salted or in brine	30.987	492.589	463.502	5.895.035
03082110	Sea urchins (strongylocentrotus spp, paracentrotus lividus, loxechinus albus, echinus esculentus), live	735	3.846	6.153	53.266
03082120	Sea urchins (strongylocentrotus spp, paracentrotus lividus, loxechinus albus, echinus esculentus), fresh or chilled	-	1	-	10
03083040	Jellyfish (rhopilema spp), dried, salted or in brine	358.410	1.772.242	519.249	3.261.019
03089010	Aquatic invertebrates other than crustaceans and molluscs, not elsewhere classified in subheadings 030811 to 030830, live	6.165	58.381	71.379	852.404
03089030	Aquatic invertebrates other than crustaceans and molluscs, not elsewhere classified in subheadings 030811 to 030830, frozen	25	1.165	3	3.884
03089040	Aquatic invertebrates other than crustaceans and molluscs, not elsewhere classified in subheadings 030811 to 030830, dried, salted or in brine	640	17.084	8.960	144.761
03091000	Flours, meals and pellets of fish, fit for human consumption	130	449.645	1.300	465.179
03099011	Flours, meals and pellets of crustaceans, fit for human consumption, fresh or chilled	-	1.040	-	6.110
03099090	Flours, meals and pellets of other aquatic invertebrates, fit for human consumption	-	1.972	-	70.294
04011010	Milk and cream, not concentrated nor containing added sugar or other sweetening matter, of a fat content, by weight, not exceeding 1 %, in liquid form	53.061	412.518	38.288	333.539
04011090	Milk and cream, not concentrated nor containing added sugar or other sweetening matter, of a fat content, by weight, not exceeding 1 %, other than in liquid form	14.722	61.789	75.044	344.000
04012010	Milk and cream, not concentrated nor containing added sugar or other sweetening matter, of a fat content, by weight, exceeding 1 % but not exceeding 6%, in liquid form	480.537	3.316.186	404.993	2.915.827
04012090	Milk and cream, not concentrated nor containing added sugar or other sweetening matter, of a fat content, by weight, exceeding 1 % but not exceeding 6%, other than in liquid form	-	10	-	8

Tabel 3 : Ekspor Indonesia menurut Komoditi (Kode HS 8 digit)

Agustus 2022

Kode H S	Uraian golongan barang	Berat bersih (Kg)		Nilai F.O.B. (U S \$)	
		Bulan ini	Kumulatif	Bulan ini	Kumulatif
(1)	(2)	(3)	(4)	(5)	(6)
04014010	Milk in liquid form, not concentrated nor containing added sugar or other sweetening matter, of a fat content, by weight, exceeding 6 % but not exceeding 10%	33.806	198.082	40.615	264.901
04014020	Milk in frozen form, not concentrated nor containing added sugar or other sweetening matter, of a fat content, by weight, exceeding 6 % but not exceeding 10%	83.671	268.448	107.492	349.122
04014090	Milk, not concentrated nor containing added sugar or other sweetening matter, of a fat content, by weight, exceeding 6 % but not exceeding 10%, other than in liquid form and in frozen form	29.420	232.481	171.471	1.417.373
04015010	Milk and cream, not concentrated nor containing added sugar or other sweetening matter, of a fat content, by weight, exceeding 10 %, in liquid form	7.707	199.264	15.999	417.032
04015090	Milk and cream, not concentrated nor containing added sugar or other sweetening matter, of a fat content, by weight, exceeding 10 %, other than in liquid form	4	42	10	69
04021041	Milk & cream, in powder, granules/other solid forms, of a fat content, by weight, not exceeding 15 %, not containing added sugar/other sweetening matter, in containers of a net weight of 20 kg or more	1	1.078	4	7.329
04021042	Milk & cream, in powder, granules/other solid forms, of a fat content, by weight, not exceeding 15 %, not containing added sugar/other sweetening matter, in containers of a net weight of 2 kg or less	950	10.548	2.750	46.700
04021049	Milk & cream, in powder, granules/other solid forms, of a fat content, by weight, not exceeding 15 %, not containing added sugar/other sweetening matter, in containers of a 2 kg < net weight < 20 kg	66.135	534.737	227.375	3.863.649
04021092	Milk & cream, in powder, granules/other solid forms, of a fat content, by weight, not exceeding 15 %, containing added sugar or other sweetening matter, in containers of a net weight of 2 kg or less	5.611	31.484	12.528	63.706
04021099	Milk & cream, in powder, granules/other solid forms, of a fat content, by weight, not exceeding 15 %, containing added sugar or other sweetening matter, in containers of a 2 kg < net weight < 20 kg	586	13.483	3.370	170.024
04022120	Milk & cream, in powder, granules/other solid forms, of a fat content, by weight, exceeding 15 %, not containing added sugar or other sweetening matter, in containers of a net weight of 20 kg or more	121	121	1.153	1.153
04022130	Milk & cream, in powder, granules/other solid forms, of a fat content, by weight, exceeding 15 %, not containing added sugar or other sweetening matter, in containers of a net weight of 2 kg or less	-	384	-	1.120
04022190	Milk & cream, in powder, granules/other solid forms, of a fat content, by weight, exceeding 15 %, not containing added sugar or other sweetening matter, in containers of a 2 kg < net weight < 20 kg	15.033	411.106	78.507	2.079.298
04022990	Milk and cream, in powder, granules or other solid forms, of a fat content, by weight, exceeding 15 %, containing added sugar or other sweetening matter, in containers of a 2 kg < net weight < 20 kg	5.202	22.791	38.873	166.372
04029100	Milk and cream, concentrated or containing added sugar or other sweetening matter, other than in subheading 040210 to 040221 , not containing added sugar or other sweetening matter	-	1.375	-	1.000
04029900	Milk and cream, concentrated or containing added sugar or other sweetening matter, other than in subheading 040210 to 040221, containing added sugar or other sweetening matter	368.606	3.965.808	533.248	4.939.755

Tabel 3 : Ekspor Indonesia menurut Komoditi (Kode HS 8 digit)

		Agustus 2022			
Kode H S	Uraian golongan barang	Berat bersih (Kg)		Nilai F.O.B. (U S \$)	
		Bulan ini	Kumulatif	Bulan ini	Kumulatif
(1)	(2)	(3)	(4)	(5)	(6)
04032011	Yogurt, in liquid form, whether or not condensed, flavoured or containing added fruits (including pulp and jams), nuts or cocoa	99.219	1.213.869	131.384	1.584.487
04032019	Yogurt, in liquid form, whether or not condensed, not flavoured or containing added fruits (including pulp and jams), nuts or cocoa	8.689	553.168	11.234	741.767
04032091	Yogurt, not in liquid form, whether or not condensed, flavoured or containing added fruits (including pulp and jams), nuts or cocoa	-	139	-	346
04032099	Yogurt, not in liquid form, whether or not condensed, not flavoured or containing added fruits (including pulp and jams), nuts or cocoa	348.560	1.527.904	302.926	1.402.630
04039010	Buttermilk	-	420	-	260
04039090	Curdled milk and cream, kephir and other fermented or acidified milk and cream, whether or not concentrated/containing added sugar/oth sweetening matter/flavoured/containing added fruit, nuts or cocoa	1.104.989	9.240.267	1.153.405	9.532.232
04041011	Whey, fit for human consumption, whether or not concentrated or containing added sugar or other sweetening matter, in powder form	11.250	275.656	26.250	699.378
04041019	Modified whey, whether or not concentrated or containing added sugar or other sweetening matter, in powder form	305	14.994	455	34.711
04041099	Modified whey, whether or not concentrated or containing added sugar or other sweetening matter, not in powder form	-	1	-	1
04049000	Products consisting of natural milk constituents, whether or not containing added sugar or other sweetening matter, not elsewhere specified or included	1.512	2.961	8.181	11.266
04051000	Butter	11.156	95.427	16.882	187.832
04059010	Anhydrous butterfat	100.800	359.248	650.664	2.372.525
04059030	Ghee	-	30	-	70
04059090	Fats and oils derived from milk, other than anhydrous butterfat, butteroil, dan ghee	406	1.781	80	1.100
04061010	Fresh (unripened or uncured) cheese, including whey cheese	957	9.929	4.329	52.683
04062010	Grated or powdered cheese, of all kinds, in packages of a gross weight exceeding 20 kg	1.218	11.199	4.076	40.138
04062090	Grated or powdered cheese, of all kinds, other than in packages of a gross weight exceeding 20 kg	2.759	7.367	11.228	27.846
04063000	Processed cheese, not grated or powdered	50.253	747.515	174.897	2.914.952
04069000	Other cheese, not elsewhere classified in subheadings 040610 to 040640	179.353	1.313.984	671.952	4.940.136
04071110	Fertilised eggs for incubation of fowls of the species gallus domesticus, for breeding	-	50.197	-	700.897
04071190	Fertilised eggs for incubation of fowls of the species gallus domesticus, not for breeding	58.207	123.683	39.952	80.680
04072990	Fresh eggs, other than of fowls of the species gallus domesticus and ducks	-	240	-	154
04081100	Egg yolks, dried	-	2.500	-	37.490
04090000	Natural honey	33.532	355.524	35.830	1.469.434
04101000	Insects, edible	324	659	5.989	10.833
04109010	Birds' nests	181.129	963.967	59.463.640	421.175.357
04109090	Edible products of animal origin, not elsewhere specified or included, other than birds' nests and turtles' eggs	4	848	5	85.187
05010000	Human hair, unworked, whether or not washed or scoured, waste of human hair	3.673	25.507	69.198	951.805
05029000	Badger hair and other brush making hair, waste of such bristles or hair	-	1	-	50
05051010	Duck feathers of a kind used for stuffing, down	235.173	1.111.949	452.986	2.260.465
05051090	Feathers of a kind used for stuffing, down, other than duck feathers	39.601	257.092	164.406	1.009.738
05059010	Duck feathers, other than of a kind used for stuffing, down	-	189.217	-	494.441

Tabel 3 : Ekspor Indonesia menurut Komoditi (Kode HS 8 digit)

Agustus 2022

Kode H S	Uraian golongan barang	Berat bersih (Kg)		Nilai F.O.B. (U S \$)	
		Bulan ini	Kumulatif	Bulan ini	Kumulatif
		(1)	(2)	(3)	(4)
05059090	Skins and other parts of birds, powder and waste feathers and parts of feathers or parts of feathers, feathers and parts of feathers not elsewhere classified in 0505 skins&other parts of birds, with their feathers and parts of feathers (w.o.n with trimmed edges), powder and waste of feathers/parts of feathers, other than of a kind used for stuffing, down, other than duck feathers	-	402	-	11.476
05061000	Ossein and bones treated with acid	91	808	119	5.359
05069000	Bones and horn-cores, unworked, defatted, simply prepared (but not cut to shape), treated with acid or degelatinised, powder and waste of these	126.838	432.843	94.978	1.281.672
05080020	Shells of molluscs, crustaceans or echinoderms	637.945	4.346.266	545.843	4.099.504
05080090	Coral and similar materials, unworked or simply prepared but not otherwise worked	37.062	548.260	1.026.859	9.505.945
05100000	Ambergris,castoreum,civet & musk, cantharides, bile, w.o.n dried, glands & oth animal products used in the preparation of pharmaceutical products,fresh,chilled,frozen/otherwise provisionally preserved	-	123	-	9.850
05119110	Roes and milt of fish or crustaceans, molluscs or other aquatic invertebrates	-	150	-	448
05119130	Fish skin	224.566	1.251.754	173.137	1.579.916
05119190	Products of fish or crustaceans, molluscs or other aquatic invertebrates, dead animals of chapter 3, other than roes and milt, artemia egg, fish skin	75.064	1.065.126	225.487	3.522.597
05119930	Natural sponges	-	240	-	270
05119990	Animal products not elsewhere specified or included, dead animals of chapter 1 or 3, unfit for human consumption, other than hs code 05111000 to 05119930	-	5.823	-	298.829
06021090	Unrooted cuttings and slips of other live plants (including their roots), other than orchids and rubber trees	1	476	81	3.082
06022000	Trees, shrubs and bushes, grafted or not, of kinds which bear edible fruit or nuts	156	9.489	150	31.047
06029010	Rooted orchid cuttings and slips	320	535	3.795	6.925
06029040	Budded stumps of the genus hevea	-	25	-	1.544
06029050	Seedlings of the genus hevea	131	2.799	24.462	399.041
06029090	Other live plants (including their roots), root cuttings and slips, mushroom spawn	433.622	2.365.909	1.134.263	10.003.918
06031100	Cut flowers and flower buds of a kind suitable for bouquets or for ornamental purposes of roses, fresh	-	184	-	1.169
06031200	Cut flowers and flower buds of a kind suitable for bouquets or for ornamental purposes of carnations, fresh	-	7	-	12
06031300	Cut flowers and flower buds of a kind suitable for bouquets or for ornamental purposes of orchids, fresh	-	9.500	-	60.100
06031400	Cut flowers and flower buds of a kind suitable for bouquets or for ornamental purposes of chrysanthemums, fresh	21.778	116.752	126.044	646.602
06031900	Cut flowers and flower buds of a kind suitable for bouquets or for ornamental purposes, other than roses, carnations, orchids, chrysanthemums, lilies (lilium spp), fresh	129.586	639.758	278.859	1.332.494
06039000	Cut flowers and flower buds of a kind suitable for bouquets or for ornamental purposes, dried, dyed, bleached, impregnated or otherwise prepared	-	106	-	335
06042010	Mosses and lichens, fresh	7.021	31.935	55.732	256.537
06042090	Foliage, branches and other parts of plants, without flowers or flower buds, and grasses, being goods of a kind suitable for bouquets or for ornamental purposes, fresh	117.564	1.219.735	171.190	1.589.056
06049010	Mosses and lichens, dried, dyed, bleached, impregnated or otherwise prepared	8.408	79.047	49.079	452.871
06049090	Foliage, branches & oth parts of plants,without flowers/flower buds,and grasses,being goods of a kind suitable for bouquets/for ornamental purposes,dried, dyed,bleached,impregnated/otherwise prepared	6.480	46.656	5.837	74.086
07011000	Potatoes seed, fresh or chilled	27	27	124	124

Tabel 3 : Ekspor Indonesia menurut Komoditi (Kode HS 8 digit)

Agustus 2022

Kode H S	Uraian golongan barang	Berat bersih (Kg)		Nilai F.O.B. (U S \$)	
		Bulan ini	Kumulatif	Bulan ini	Kumulatif
(1)	(2)	(3)	(4)	(5)	(6)
07019090	Potatoes, other than seed and chipping potatoes, fresh or chilled	199.623	1.802.740	159.875	1.458.974
07020000	Tomatoes, fresh or chilled	6.783	58.500	18.205	137.178
07031019	Onions, other than bulbs for propagation, fresh or chilled	40	110	167	1.190
07031021	Shallots, bulbs for propagation, fresh or chilled	15	15	18	18
07031029	Shallots, other than bulbs for propagation, fresh or chilled	157.175	157.675	322.330	323.482
07032010	Garlic, bulbs for propagation, fresh or chilled	23	71	37	162
07039090	Leeks and other alliaceous vegetables, other than bulbs for propagation, fresh or chilled	153	2.264	59	422
07041010	Cauliflowers, fresh or chilled	1	121	1	571
07041020	Headed broccoli, fresh or chilled	-	120	-	586
07042000	Brussels sprouts, fresh or chilled	-	9.620	-	11.301
07049010	Round (drumhead) cabbages, fresh or chilled	2.111.166	14.043.406	626.175	3.515.757
07049020	Chinese mustard, fresh or chilled	-	272.625	-	263.504
07049090	Kohlrabi, kale and similar edible brassicas, fresh or chilled	1.532.402	12.893.123	367.245	3.260.600
07051100	Cabbage lettuce (head lettuce), fresh or chilled	145.409	304.622	80.990	233.438
07051900	Lettuce (lactuca sativa), other than cabbage lettuce, fresh or chilled	79.721	609.294	65.478	582.514
07052900	Chicory other than witloof chicory, fresh or chilled	-	1.150	-	6.652
07061010	Carrots, fresh or chilled	3.435	16.223	1.412	9.023
07061020	Turnips, fresh or chilled	4.540	38.333	3.118	19.021
07069000	Salad beetroot, salsify, celeriac, radishes and similar edible roots, fresh or chilled	3.201	30.239	2.318	25.558
07070000	Cucumbers and gherkins, fresh or chilled	1.780	6.464	1.343	4.164
07081000	Peas (pisum sativum), shelled or unshelled, fresh or chilled	10.814	15.724	12.037	18.229
07082010	French beans, shelled or unshelled, fresh or chilled	93.978	752.273	114.522	915.303
07082020	Long beans, shelled or unshelled, fresh or chilled	105	424	49	1.070
07082090	Beans (vigna spp, phaseolus spp) other than french beans and long beans, shelled or unshelled, fresh or chilled	30.074	145.184	41.076	192.149
07089000	Leguminous vegetables other than peas and beans, shelled or unshelled, fresh or chilled	92.606	547.970	114.707	688.119
07092000	Asparagus, fresh or chilled	68	621	864	8.794
07093000	Aubergines (egg-plants), fresh or chilled	7.249	152.610	2.265	207.799
07094000	Celery other than celeriac, fresh or chilled	4	10	2	3
07095100	Mushrooms of the genus agaricus, fresh or chilled	7.355	94.768	33.824	374.817
07095990	Mushrooms and truffles, other than HS code 07095100 to 07095920, fresh or chilled	1.590	3.594	510	1.816
07096010	Chillies (fruits of genus capsicum), fresh or chilled	14.989	51.453	25.884	88.167
07096090	Fruits of the genus capsicum or of the genus pimenta, fresh or chilled, other than chillies (fruits of genus capsicum)	-	692	-	820
07097000	Spinach, new zealand spinach and orache spinach (garden spinach), fresh or chilled	200	450	636	1.440
07099200	Olives, fresh or chilled	-	0	-	1
07099300	Pumpkins, squash and gourds (cucurbita spp), fresh or chilled	37.902	315.949	15.910	137.390
07099910	Sweet corn, fresh or chilled	1.757	4.635	382	2.206
07099920	Lady's finger (okra), fresh or chilled	1.163	963.704	1.438	1.849.949
07099990	Vegetables, other than HS code 07092000 to 07099920, fresh or chilled	75.038	513.064	132.325	789.963
07102200	Beans (vigna spp, phaseolus spp), shelled or unshelled, uncooked or cooked by steaming or boiling in water, frozen	52.800	113.305	96.207	519.770
07102900	Leguminous vegetables other than peas and bean, shelled or unshelled, uncooked or cooked by steaming or boiling in water, frozen	339.567	2.998.558	736.767	6.047.324
07103000	Spinach, new zealand spinach and orache spinach (garden spinach), uncooked or cooked by steaming or boiling in water, frozen	-	159	-	335
07104000	Sweet corn, uncooked or cooked by steaming or boiling in water, frozen	141.123	1.114.349	185.438	1.348.572
07108000	Vegetables, other than in subheading 071021 to 071040, uncooked or cooked by steaming or boiling in water, frozen	768.200	4.493.841	1.290.689	7.793.721

Tabel 3 : Ekspor Indonesia menurut Komoditi (Kode HS 8 digit)

Agustus 2022

Kode H S	Uraian golongan barang	Berat bersih (Kg)		Nilai F.O.B. (U S \$)	
		Bulan ini	Kumulatif	Bulan ini	Kumulatif
(1)	(2)	(3)	(4)	(5)	(6)
07109000	Mixtures of vegetables, uncooked or cooked by steaming or boiling in water, frozen	27.274	76.651	66.576	179.730
07114090	Cucumbers and gherkins, provisionally preserved other than by sulphur dioxide gas, but unsuitable in that state for immediate consumption	330	1.225	70	425
07115190	Mushrooms of the genus agaricus, provisionally preserved, but unsuitable in that state for immediate consumption, preserved other than by sulphur dioxide gas	202	1.604	522	6.436
07115990	Mushrooms and truffles, other than mushrooms of the genus agaricus, provisionally preserved, but unsuitable in that state for immediate consumption, preserved other than by sulphur dioxide gas	-	1	-	3
07119010	Sweet corn, provisionally preserved, but unsuitable in that state for immediate consumption	-	1.906	-	578
07119020	Chillies (fruits of genus capsicum), provisionally preserved, but unsuitable in that state for immediate consumption	1.498	10.474	9.466	65.010
07119050	Onions, preserved other than by sulphur dioxide gas	-	2.485	-	6.988
07119090	Vegetables, other than HS code 07112011 to 07119050, mixtures of vegetables, preserved other than by sulphur dioxide gas	-	51.240	-	85.090
07122000	Onions, dried , whole, cut, sliced, broken or in powder, but not further prepared	-	403	-	1.229
07123100	Mushrooms of the genus agaricus, dried , whole, cut, sliced, broken or in powder, but not further prepared	3.843	43.335	12.247	112.163
07123200	Wood ears (auricularia spp), dried , whole, cut, sliced, broken or in powder, but not further prepared	100	290	519	1.817
07123400	Shiitake (lentinus edodes), dried , whole, cut, sliced, broken or in powder, but not further prepared	90	345	1.445	5.087
07123990	Mushrooms other than of the genus agaricus, dried , whole, cut, sliced, broken or in powder, but not further prepared	10.000	26.634	50.000	120.831
07129010	Garlic, dried , whole, cut, sliced, broken or in powder, but not further prepared	109	33.994	629	75.079
07129020	Sweet corn, dried , whole, cut, sliced, broken or in powder, but not further prepared	0	0	7	7
07129090	Vegetables, other than HS code 07122000 to 07129020, mixtures of vegetables, dried , whole, cut, sliced, broken or in powder, but not further prepared	52.177	1.252.336	126.382	5.353.446
07131090	Peas (pisum sativum), dried, shelled, whether or not skinned or split, not suitable for sowing	-	39	-	34
07133190	Beans of the species vigna mungo (l) hepper or vigna radiata (l) wilczek, dried, shelled, whether or not skinned or split, not suitable for sowing	2.499.197	5.876.495	3.393.350	7.274.163
07133290	Small red (adzuki) beans (phaseolus or vigna angularis), dried, shelled, whether or not skinned or split, not suitable for sowing	15.350	15.350	8.510	8.510
07133390	Kidney beans, including white pea beans (phaseolus vulgaris), dried, shelled, whether or not skinned or split, not suitable for sowing	18.431	60.028	6.880	25.236
07139090	Dried leguminous vegetables other than in subheading 071310 to 071360, shelled, whether or not skinned or split, not suitable for sowing	30	3.130	30	808
07141011	Dried chips of manioc (cassava)	4.766	119.074	9.038	257.623
07141019	Manioc (cassava), sliced or in the form of pellets, other than dried chips	24.056	108.222	58.618	221.218
07141091	Manioc (cassava), other than sliced or in the form of pellets, frozen	2.028	7.248	1.336	7.681
07141099	Manioc (cassava), other than sliced or in the form of pellets, fresh, chilled, or dried	31.937	146.545	34.699	125.552
07142010	Sweet potatoes, whether or not sliced or in the form of pellets, frozen	306.240	2.603.305	490.644	3.753.063
07142090	Sweet potatoes, whether or not sliced or in the form of pellets, fresh, chilled, or dried	996.293	6.742.980	492.620	3.667.554

Tabel 3 : Ekspor Indonesia menurut Komoditi (Kode HS 8 digit)

Agustus 2022

Kode H S	Uraian golongan barang	Berat bersih (Kg)		Nilai F.O.B. (U S \$)	
		Bulan ini	Kumulatif	Bulan ini	Kumulatif
(1)	(2)	(3)	(4)	(5)	(6)
07143090	Yams (dioscorea spp), whether or not sliced or in the form of pellets, fresh, chilled, or dried	75	6.353	1	3.010
07144010	Taro (colocasia spp), whether or not sliced or in the form of pellets, frozen	-	63.998	-	94.604
07144090	Taro (colocasia spp), whether or not sliced or in the form of pellets, fresh, chilled, or dried	245.492	2.176.183	45.654	628.396
07149019	Sago pith, fresh, chilled, or dried	-	2.576.501	-	383.468
08011100	Coconuts, desiccated, fresh or dried, whether or not shelled or peeled	10.266.658	73.445.296	12.582.487	105.931.862
08011200	Coconuts, in the inner shell (endocarp), fresh or dried, whether or not peeled	38.236.492	212.232.425	7.827.891	51.736.061
08011910	Young coconut, fresh or dried, whether or not peeled	16.634	526.183	10.471	96.274
08011990	Coconuts, other than desiccated, in the inner shell (endocarp), and young coconut, fresh or dried, whether or not shelled or peeled	29.804.086	273.509.244	6.830.631	74.763.458
08012100	Brazil nuts, in shell, fresh or dried, whether or not peeled	-	1	-	23
08012200	Brazil nuts, shelled, fresh or dried, whether or not peeled	-	22.347	-	29.886
08013100	Cashew nuts, in shell, fresh or dried, whether or not peeled	2.645.461	4.210.995	3.627.453	5.738.361
08013200	Cashew nuts, shelled, fresh or dried, whether or not peeled	186.594	1.665.910	1.417.117	11.698.907
08021100	Almonds, in shell, fresh or dried, whether or not peeled	630	1.111	199	434
08021210	Almonds, shelled, blanched, fresh or dried, whether or not peeled	50.576	224.269	296.163	1.385.892
08021290	Almonds, shelled, unblanched, fresh or dried, whether or not peeled	182	165.139	93	1.055.764
08022200	Hazelnuts or filberts (corylus spp), shelled, fresh or dried, whether or not peeled	-	200	-	400
08023100	Walnuts, in shell, fresh or dried, whether or not peeled	-	1.240	-	9.176
08023200	Walnuts, shelled, fresh or dried, whether or not peeled	142	4.857	432	16.661
08025100	Pistachios, in shell, fresh or dried, whether or not peeled	-	3	-	164
08027000	Kola nuts (cola spp), fresh or dried, whether or not shelled or peeled	546	1.244	2.055	4.797
08028000	Areca nuts, fresh or dried, whether or not shelled or peeled	12.401.981	139.415.497	14.484.723	196.080.844
08029100	Pine nuts, in shell, fresh or dried, whether or not peeled	-	5.360	-	14.174
08029200	Pine nuts, shelled, fresh or dried, whether or not peeled	20.260	73.980	22.067	95.103
08029900	Nuts, not elsewhere classified in heading 0801 and 0802, fresh or dried, whether or not shelled or peeled	83.407	3.528.963	143.937	4.881.215
08031010	Plantains, fresh	995.013	6.678.100	296.417	2.033.788
08031020	Plantains, dried	224	3.895	2.501	11.948
08039010	Lady's finger banana, fresh or dried	45.699	135.654	17.787	82.583
08039020	Cavendish banana (musa acuminata), fresh or dried	439.411	3.304.523	233.483	1.792.210
08039090	Bananas, not elsewhere classified in subheading 0803, fresh or dried,	107.280	4.845.184	11.559	2.295.915
08041000	Dates, fresh or dried	-	17.955	-	46.294
08043000	Pineapples, fresh or dried	231.789	3.953.800	150.823	2.282.053
08044000	Avocados, fresh or dried	47.940	313.427	22.652	147.032
08045010	Guavas, fresh or dried	1.603	10.448	3.199	19.910
08045021	Mangoe, fresh	7.875	56.621	19.603	137.913
08045022	Mangoes, dried	134	455	1.566	6.752
08045030	Mangosteens, fresh or dried	2.568.687	11.569.586	6.328.641	32.190.653
08051010	Oranges, fresh	45.258	84.749	20.574	59.462
08052100	Mandarins (including tangerines and satsumas), fresh or dried	1.350	10.340	1.010	5.466
08052200	Clementines, fresh or dried	-	42	-	428
08052900	Citrus fruit, wilkings and similar citrus hybrids, fresh or dried	-	245	-	167
08054000	Grapefruit and pomelos, fresh or dried	36	46	48	59
08055010	Lemons (citrus limon, citrus limonum, fresh or dried	40	16.885	176	16.069
08055020	Limes (citrus aurantifolia, citrus latifolia), fresh or dried	3.901	359.763	19.163	344.359
08059000	Citrus fruit, fresh or dried, , not elsewhere classified in heading 0805	2.984	78.995	1.523	158.028
08061000	Grapes, fresh	0	27.716	30	45.740
08062000	Grapes, dried	180	934	450	1.072
08071100	Watermelons, fresh	15.125	53.815	6.864	24.986

Tabel 3 : Ekspor Indonesia menurut Komoditi (Kode HS 8 digit)

Agustus 2022

Kode H S	Uraian golongan barang	Berat bersih (Kg)		Nilai F.O.B. (U S \$)	
		Bulan ini	Kumulatif	Bulan ini	Kumulatif
(1)	(2)	(3)	(4)	(5)	(6)
08071900	Melons, other than watermelon, fresh	950	10.565	552	9.488
08072000	Papaws (papayas), fresh	435	4.804	2.403	5.052
08081000	Apples, fresh	-	2.450	-	610
08092900	Cherries other than sour cherries (prunus cerasus), fresh	50	300	100	566
08094010	Plums, fresh	56	8.080	238	5.974
08102000	Raspberries, blackberries, mulberries and loganberries, fresh	3.956	21.574	70.981	381.331
08104000	Cranberries, bilberries and other fruits of the genus vaccinium, fresh	-	5	-	6
08106000	Durians, fresh	29.055	46.445	19.312	78.004
08109010	Longans, mata kucing, fresh	-	201	-	64
08109020	Lychees, fresh	55	56	288	325
08109030	Rambutan, fresh	38.025	266.837	15.121	440.985
08109040	Langsat (lanzones), fresh	151.900	168.380	56.581	68.633
08109050	Jackfruit (including cempedak and nangka), fresh	7.976	61.086	24.304	100.481
08109060	Tamarinds, fresh	21	75.976	80	45.385
08109070	Starfruit, fresh	306	576	166	1.220
08109091	Salacca (snake fruit), fresh	311.326	1.485.181	237.088	1.277.059
08109092	Dragon fruit, fresh	15.710	145.726	15.093	273.694
08109093	Sapodilla (ciku fruit), fresh	20	328	73	1.787
08109094	Pomegranate (punica spp), annona spp, syzygium spp, eugenia spp, marian plum(bouea spp), passiflora spp, cottonfruit (sandoricum spp), jujube (ziziphus spp) and tampoi or rambai (baccaurea spp), fresh	2.705	32.010	4.101	30.646
08109099	Other fruit, fresh, not elsewhere classified in heading 0803-0810	15.556	114.654	12.003	108.266
08111000	Strawberries, uncooked or cooked by steaming or boiling in water, frozen, whether or not containing added sugar or other sweetening matter	25.825	25.935	40.029	40.224
08119000	Fruit and nuts, uncooked or cooked by steaming or boiling in water, frozen, whether or not containing added sugar or other sweetening matter, n.ec. in heading 0811	686.087	3.731.585	751.197	4.202.111
08129090	Fruit and nuts, other than cherries, strawberries, provisionally preserved, but unsuitable in that state for immediate consumption	-	33.716	-	14.841
08132000	Prunes, dried	396	396	289	289
08133000	Apples, dried	250	1.425	283	1.430
08134010	Longans, dried	-	48.000	-	20.160
08134020	Tamarinds, dried	1.559.870	1.803.210	672.612	932.931
08134090	Fruit dried, other than that of headings 0801 to 0806, other than apricots, prunes, apples, longans, tamarinds	168.725	1.103.020	143.748	1.001.427
08135030	Mixtures of which dates predominate by weight	-	13.710	-	34.337
08135040	Mixtures of dried of which avocados or oranges or mandarins (including tangerines and satsumas) predominate by weight	-	1	-	110
08135090	Mixtures of nuts or dried fruits of this chapter, n.e.c in subheading 081350 predominate by weight	200	400	402	804
08140000	Peel of citrus fruit or melons (including watermelons), fresh, frozen, dried or provisionally preserved in brine, in sulphur water or in other preservative solutions	-	12	-	14
09011120	Arabica, not roasted, not decaffeinated	5.723.234	29.012.883	35.573.603	179.789.944
09011130	Robusta, not roasted, not decaffeinated	48.832.923	221.165.432	91.528.027	500.177.876
09011190	Coffee other than arabica and robusta, not roasted, not decaffeinated	617.508	3.336.808	1.651.759	9.111.893
09011220	Arabica or robusta, not roasted, decaffeinated	4.183	51.906	36.567	367.189
09011290	Coffee other than arabica or robusta, not roasted, decaffeinated	2	10.850	8	25.441
09012111	Arabica, roasted, unground, not decaffeinated	6.291	40.719	50.169	253.728
09012112	Robusta, roasted, unground, not decaffeinated	10.703	157.972	30.093	400.755
09012119	Coffee other than arabica and robusta, roasted, unground, not decaffeinated	4.247	47.761	34.784	535.594
09012120	Coffee, roasted, not decaffeinated, ground	307.870	1.784.144	1.055.872	5.719.102
09012210	Coffee, roasted, decaffeinated, unground	621	9.136	5.091	87.997

Tabel 3 : Ekspor Indonesia menurut Komoditi (Kode HS 8 digit)

Agustus 2022

Kode H S	Uraian golongan barang	Berat bersih (Kg)		Nilai F.O.B. (U S \$)	
		Bulan ini	Kumulatif	Bulan ini	Kumulatif
(1)	(2)	(3)	(4)	(5)	(6)
09012220	Coffee, roasted, decaffeinated, ground	1	3.468	83	12.211
09019010	Coffee husks and skins	197	8.591	588	25.501
09019020	Coffee substitutes containing coffee	45.623	588.882	129.769	1.669.290
09021010	Leaves Green tea (not fermented) in immediate packings of a content not exceeding 3 kg, whether or not flavoured	1.152	27.291	2.343	128.110
09021090	Green tea (not fermented), other than leaves in immediate packings of a content not exceeding 3 kg, whether or not flavoured	17.875	143.280	164.775	1.308.665
09022010	Leaves green tea (not fermented), other than in immediate packings of a content not exceeding 3 kg, whether or not flavoured	174.632	2.312.093	311.047	4.471.634
09022090	Green tea (not fermented), other than leaves in immediate packings of a content not exceeding 3 kg, whether or not flavoured	55.110	890.071	123.897	1.234.894
09023010	Leaves black tea (fermented) and partly fermented tea, in immediate packings of a content not exceeding 3 kg, whether or not flavoured	752	3.866	5.255	28.004
09023090	Black tea (fermented) and partly fermented tea, other than leaves, in immediate packings of a content not exceeding 3 kg, whether or not flavoured	394.841	3.035.017	2.376.207	18.301.090
09024010	Leaves black tea (fermented) and partly fermented tea, other than in immediate packings of a content not exceeding 3 kg, whether or not flavoured	101.406	1.173.910	225.300	2.391.560
09024090	Black tea (fermented) and partly fermented tea, other than leaves, other than in immediate packings of a content not exceeding 3 kg, whether or not flavoured	3.281.738	22.715.129	4.898.177	34.557.186
09030000	Maté	-	6.004	-	9.451
09041110	White pepper, neither crushed nor ground	1.038.344	9.755.336	6.866.283	60.963.423
09041120	Black pepper, neither crushed nor ground	946.632	10.271.459	4.307.413	37.638.180
09041190	Pepper, other than white pepper and black pepper, neither crushed nor ground	406.481	1.936.552	1.827.451	8.435.735
09041210	White pepper, crushed or ground	32.273	166.095	268.801	1.372.698
09041220	Black pepper, crushed or ground	90.662	558.948	494.532	3.038.904
09041290	Pepper, other than white pepper and black pepper, crushed or ground	2.583	52.055	15.580	285.618
09042110	Chillies (fruits of the genus capsicum), dried, neither crushed nor ground	84	56.719	1.433	244.410
09042190	Fruits of the genus capsicum or of the genus pimenta, other than chillies, dried, neither crushed nor ground	150	165.545	465	564.624
09042210	Chillies (fruits of the genus capsicum), crushed or ground	1.104	478.920	19.352	2.266.968
09042290	Fruits of the genus capsicum or of the genus pimenta, other than chillies, crushed or ground	4.503	30.846	1.441	30.493
09051000	Vanilla, neither crushed nor ground	15.993	303.913	1.759.304	15.005.244
09052000	Vanilla, crushed or ground	359	14.569	28.568	1.239.897
09061100	Cinnamon (cinnamomum zeylanicum blume), neither crushed nor ground	674.738	6.045.379	3.826.681	35.519.057
09061900	Cinnamon-tree flowers, neither crushed nor ground	593.804	4.719.831	2.791.356	23.077.035
09062000	Cinnamon and cinnamon-tree flowers, crushed or ground	890.365	7.731.820	3.909.756	35.711.155
09071000	Cloves (whole fruit, cloves and stems), neither crushed nor ground	822.048	7.484.498	3.667.176	43.776.297
09072000	Cloves (whole fruit, cloves and stems), crushed or ground	25.960	150.466	319.846	1.594.379
09081100	Nutmeg, neither crushed nor ground	1.549.397	10.285.985	10.191.290	64.827.047
09081200	Nutmeg, crushed or ground	267.015	2.562.510	2.667.669	22.110.397
09082100	Mace, neither crushed nor ground	298.320	2.135.875	4.984.008	34.877.520
09082200	Mace, crushed or ground	32.979	398.309	715.522	6.390.511
09083100	Cardamoms, neither crushed nor ground	1.445.078	8.661.550	5.571.907	42.718.282
09083200	Cardamoms, crushed or ground	9	14.338	52	48.766
09092100	Seeds of coriander, neither crushed nor ground	7.946	50.945	9.054	83.480
09092200	Seeds of coriander, crushed or ground	638	7.540	885	25.338
09093100	Seeds of cumin, neither crushed nor ground	-	830	-	4.184
09093200	Seeds of cumin, crushed or ground	25	1.676	20	3.640
09096110	Seeds of anise, neither crushed nor ground	-	2.055	-	20.783

Tabel 3 : Ekspor Indonesia menurut Komoditi (Kode HS 8 digit)

Agustus 2022

Kode H S	Uraian golongan barang	Berat bersih (Kg)		Nilai F.O.B. (U S \$)	
		Bulan ini	Kumulatif	Bulan ini	Kumulatif
(1)	(2)	(3)	(4)	(5)	(6)
09096130	Seeds of caraway, neither crushed nor ground	100	200	376	755
09096190	Juniper berries, neither crushed nor ground	210	12.868	1.068	79.521
09096210	Seeds of anise, crushed or ground	-	1.413	-	8.898
09096230	Seeds of caraway, crushed or ground	5	47	55	98
09096290	Juniper berries, crushed or ground	1	1	1	1
09101100	Ginger, neither crushed nor ground	727.039	2.602.295	499.580	2.602.373
09101200	Ginger, crushed or ground	26.847	68.131	100.587	376.783
09102000	Saffron	90	201	35	487
09103000	Turmeric (curcuma)	1.245.292	5.834.837	1.222.359	5.385.536
09109110	Curry, mixtures referred to in note 1(b) to this chapter	340	3.799	1.227	24.620
09109190	Spices other than curry, mixtures referred to in note 1(b) to this chapter	35.894	217.289	35.806	516.240
09109910	Thyme, bay leaves	2.570	22.899	13.104	77.120
09109990	Spices, not elsewhere classified in heading 0910, mixtures referred to in note 1(b) to this chapter	147.312	920.632	206.123	1.640.539
10039000	Barley, other than seed	-	610	-	275
10051000	Maize (corn), seed	22.744	363.698	55.475	970.247
10059010	Popcorn	8.503	77.171	9.136	112.200
10059091	Maize (corn), other than seed, fit for human consumption	53.000	208.404	35.613	140.292
10059099	Maize (corn), other than seed, not for human consumption	2.001	392.851	1.135	203.739
10061010	Rice in the husk (paddy or rough), suitable for sowing	13.000	39.071	146.250	438.986
10061090	Rice in the husk (paddy or rough), not suitable for sowing	8.646	23.649	2.180	6.228
10062010	Hom mali rice	-	1.230	-	590
10062090	Husked (brown) rice, other than hom mali rice	-	902	-	1.341
10063030	Glutinous rice, semi-milled or wholly milled rice, whether or not polished or glazed	30	5.407	54	9.442
10063070	Other fragrant rice, semi-milled or wholly milled rice, whether or not polished or glazed	1.088	2.329	1.473	2.366
10063091	Parboiled rice, semi-milled or wholly milled rice, whether or not polished or glazed	-	32	-	7
10063099	Semi-milled or wholly milled rice, whether or not polished or glazed, other than hs code 10063030 to 10063091	356.490	2.731.570	160.292	1.259.649
10064090	Broken rice, other than of a kind used for animal feed	-	117	-	207
10082900	Millet, other than seed	-	2	-	2
10083000	Canary seeds	10	10	47	47
11010011	Wheat flour, fortified	5.102.274	34.497.628	2.891.556	18.485.832
11010019	Wheat flour, other than fortified	332.196	4.533.794	210.997	2.405.640
11010020	Meslin flour	-	1.482	-	1.219
11022000	Maize (corn) flour	110.760	720.879	94.201	493.202
11029010	Rice flour	40.911	299.848	36.614	305.731
11029020	Rye flour	720	9.136	572	7.124
11029090	Cereal flours, other than of wheat or meslin, other than rice flour or rye flour	26.940	227.195	15.202	198.821
11031100	Groats and meal of wheat	-	173	-	156
11031300	Groats and meal of maize (corn)	-	2.670	-	1.380
11031920	Groats and meal of rice	-	9.235	-	10.937
11031990	Groats and meal of other cereal other than meslin or rice	-	487	-	253
11032000	Cereal pellets	-	7	-	5
11041200	Rolled or flaked grains of oats	53	389	35	1.127
11041910	Rolled or flaked grains of maize (corn)	145.150	163.050	74.884	82.074
11041990	Rolled or flaked grains of cereal, other than oats and maize (corn)	-	233	-	264
11042300	Other worked grains (for example, hulled, pearled, sliced or kibbled) of maize (corn)	-	1	-	1
11042990	Other worked grains (for example, hulled, pearled, sliced or kibbled) of other cereals, other than of barley	-	21.076	-	122.258
11043000	Germ of cereals, whole, rolled, flaked or ground	960.750	4.050.251	552.345	2.250.380
11051000	Flour, meal and powder of potatoes	21.179	131.872	21.357	156.255
11052000	Flakes, granules and pellets of potatoes	-	20.015	-	38.019
11061000	Flour, meal and powder of the dried leguminous vegetables of heading 0713	-	178	-	409
11062010	Flour, meal and powder of manioc (cassava)	52	194.949	35	86.454

Tabel 3 : Ekspor Indonesia menurut Komoditi (Kode HS 8 digit)

Agustus 2022

Kode H S	Uraian golongan barang	Berat bersih (Kg)		Nilai F.O.B. (U S \$)	
		Bulan ini	Kumulatif	Bulan ini	Kumulatif
(1)	(2)	(3)	(4)	(5)	(6)
11062020	Flour, meal and powder of sago	1.020.694	6.980.447	191.128	1.510.480
11062090	Flour, meal and powder of roots or tubers of heading 0714, other than manioc (cassava)	445.512	1.960.505	882.827	4.617.617
11063000	Flour, meal and powder of the products of chapter 8	120.594	2.292.257	545.847	10.734.382
11081100	Wheat starch	1.080	2.534	1.012	3.469
11081200	Maize (corn) starch	3.174.014	17.948.642	1.536.676	9.234.714
11081300	Potato starch	-	2.529	-	7.124
11081400	Manioc (cassava) starch	1.135.559	6.533.280	766.682	4.196.960
11081910	Sago starches	18.000	1.078.456	13.140	536.582
11081990	Starches, other than wheat, maize, potato, manioc, and sago	160.000	1.174.659	127.623	746.840
11082000	Inulin	150	155	2.026	2.036
12011000	Soya beans, whether or not broken, seed	-	195.600	-	94.550
12019000	Soya beans, whether or not broken, other than seed	243.500	1.417.430	110.866	648.041
12024100	Ground-nuts, not roasted or otherwise cooked, whether or not shelled or broken, other than seed, in shell	60.688	824.713	113.318	1.899.741
12024200	Ground-nuts, not roasted or otherwise cooked, whether or not shelled or broken, other than seed, shelled, whether or not broken	1.372	26.125	6.719	72.347
12030000	Copra	2.936.483	21.219.445	2.860.257	22.829.852
12040000	Linseed, whether or not broken	-	80	-	33
12051000	Low erucic acid rape or colza seeds	-	8.250	-	25.575
12060000	Sunflower seeds, whether or not broken	-	8	-	267
12071010	Palm nuts suitable for sowing/planting	2.594	18.524	452.240	2.586.861
12071030	Kernels	1	9	1	4
12071090	Palm nuts, other than suitable for sowing/planting	460.001	3.194.806	49.314	540.710
12072100	Cotton seeds, seed	48.000	144.000	24.720	71.520
12072900	Cotton seeds, other than seed	372.948	1.917.820	117.216	604.575
12074010	Sesamum seeds, edible	1.500	2.614	335	870
12074090	Sesamum seeds, not edible	5.044	98.525	19.336	269.217
12076000	Safflower (carthamus tinctorius) seeds	104	8.847	895	45.257
12077000	Melon seeds	1	56	487	13.336
12079950	Fresh fruit bunch of oil palm	-	731.163	-	133.071
12079990	Other oil seeds and oleaginous fruits, other than HS code 12071010 to 12079950, whether or not broken	-	196.558	-	104.644
12081000	Flours and meals of soya beans	1.185	4.017	365	4.801
12089000	Flours and meals of oil seeds or oleaginous fruits, other than those of mustard, other than of soya beans	5	12.465	17	15.220
12091000	Sugar beet seeds, of a kind used for sowing	-	53	-	48
12092200	Clover (trifolium spp) seeds, of a kind used for sowing	-	1	-	1
12092910	Timothy grass (phleum pratense) seeds, of a kind used for sowing	-	2	-	38
12092990	Seeds of forage plants, of a kind used for sowing, other than HS code 12092100 to 12092990	42.003	318.860	84.706	797.515
12093000	Seeds of herbaceous plants cultivated principally for their flowers, of a kind used for sowing	145	11.619	322.122	2.098.855
12099190	Vegetable seeds, other than onion seeds, of a kind used for sowing	21.866	1.198.398	176.739	3.246.890
12099920	Rubber tree seeds, of a kind used for sowing	-	18	-	13
12099990	Seeds, fruit and spores, other than HS code 12099110 to 12099930, of a kind used for sowing	70.350	282.640	75.750	518.012
12102000	Hop cones, ground, powdered or in the form of pellets, lupulin	1	3	2	17
12112010	Ginseng roots, fresh or dried	20.000	20.006	26.000	26.030
12112090	Ginseng roots, chilled, frozen	2	313	30	12.332
12119011	Cannabis, in cut, crushed or powdered form, of a kind used primarily in pharmacy, fresh, chilled, frozen or dried	-	120	-	720
12119013	Rauwolfia serpentina roots, of a kind used primarily in pharmacy, fresh, chilled, frozen or dried	-	13.240	-	18.562
12119017	Plants and parts of plants (incl seeds and fruits), of a kind used primarily in pharmacy, oth than cannabis, rauwolfia serpentina roots, and liquorice roots, fresh/dried, in cut, crushed/powdered form	3	30.539	178	61.998

Tabel 3 : Ekspor Indonesia menurut Komoditi (Kode HS 8 digit)

		Agustus 2022			
Kode H S	Uraian golongan barang	Berat bersih (Kg)		Nilai F.O.B. (U S \$)	
		Bulan ini	Kumulatif	Bulan ini	Kumulatif
(1)	(2)	(3)	(4)	(5)	(6)
12119018	Plants and parts of plants (including seeds and fruits), of a kind used primarily in pharmacy, other than cannabis, rauwolfia serpentina roots, and liquorice roots, in cut, crushed or powdered form	-	915	-	4.297
12119019	Plants and parts of plants (including seeds and fruits), of a kind used primarily in pharmacy, other than HS code 12119011 to 12119018	1.000	17.166	5.226	190.294
12119091	Pyrethrum, in cut, crushed or powdered form, fresh, chilled, frozen or dried	129.100	1.012.049	226.793	1.564.900
12119092	Pyrethrum, in other forms, fresh, chilled, frozen or dried	158.400	161.091	237.941	264.851
12119094	Sandalwood chips, fresh, chilled, frozen or dried	1.882	93.147	15.669	683.366
12119095	Agarwood (gaharu) chips, fresh, chilled, frozen or dried	107.740	1.050.750	1.839.661	11.197.459
12119097	Bark of persea (persea kurzii kosterm), fresh, chilled, frozen or dried	16.500	48.600	32.757	92.114
12119098	Plants & parts of plants, of a kind used primarily in perfumery/for insecticidal, fungicidal/similar purposes, fresh, chilled, frozen/dried, in cut, crushed/powdered form, oth than HS code 12119091-12119097	368.937	3.972.544	781.448	7.869.008
12119099	Plants & parts of plants, of a kind used primarily in perfumery/for insecticidal, fungicidal/similar purposes, fresh, chilled, frozen/dried, in cut, crushed/powdered form, oth than HS code 12119091-12119098	915.020	4.742.030	1.713.087	9.299.836
12122111	Eucheuma spinosum, dried but not ground	2.599.437	10.919.592	2.508.182	8.420.738
12122112	Eucheuma cottonii, dried but not ground	10.650.437	76.771.767	35.105.501	206.256.977
12122113	Gracilaria spp, dried but not ground	4.866.935	30.240.404	5.018.381	23.731.945
12122119	Seaweeds and other algae other than eucheuma spinosum, cottonii, and gracilaria spp, fit for human consumption, dried but not ground	657.000	2.887.052	1.533.798	19.758.816
12122190	Seaweeds and other algae other than eucheuma spinosum, cottonii, and gracilaria spp, fit for human consumption, fresh, chilled, frozen	1.329.211	10.752.947	1.330.874	12.759.112
12122911	Seaweeds and other algae, fresh, chilled or dried, of a kind used in pharmacy, not fit for human consumption	24.000	72.900	129.000	520.125
12122919	Seaweeds and other algae, fresh, chilled or dried, of a kind used in dyeing, tanning, perfumery, or for insecticidal, fungicidal or similar purposes, not fit for human consumption	2.160.330	12.959.444	549.849	3.699.424
12122920	Seaweeds and other algae, fresh, chilled or dried, not of a kind not used in dyeing, tanning, perfumery, pharmacy, or for insecticidal, fungicidal or similar purposes, not fit for human consumption	578.655	1.783.411	365.306	1.162.052
12122930	Seaweeds and other algae, frozen, not of a kind not used in dyeing, tanning, perfumery, pharmacy, or for insecticidal, fungicidal or similar purposes, not fit for human consumption	-	110.500	-	208.532
12129100	Sugar beet, fresh, chilled, frozen or dried, whether or not ground	-	14.891	-	13.406
12129200	Locust beans (carob), fresh, chilled, frozen or dried, whether or not ground	150	650	369	1.553
12129390	Sugar cane, fresh, chilled, frozen or dried, whether or not ground, not suitable for planting	-	400	-	617
12129400	Chicory roots, fresh, chilled, frozen or dried, whether or not ground	1	1	2	2
12129910	Stones and kernels of apricot, peach (including nectarine) or plum, of a kind used primarily for human consumption, not elsewhere specified or included	-	84.330	-	61.600
12129990	Fruit stones and kernels other than apricot, peach (including nectarine) or plum, of a kind used primarily for human consumption, not elsewhere specified or included	3.260.841	7.504.575	7.654.427	15.545.764

Tabel 3 : Ekspor Indonesia menurut Komoditi (Kode HS 8 digit)

Agustus 2022

Kode H S	Uraian golongan barang	Berat bersih (Kg)		Nilai F.O.B. (U S \$)	
		Bulan ini	Kumulatif	Bulan ini	Kumulatif
(1)	(2)	(3)	(4)	(5)	(6)
12130000	Cereal straw and husks, unprepared, whether or not chopped, ground, pressed or in the form of pellets	21.004	89.254	28.182	82.259
12149000	Swedes, mangolds, fodder roots, hay, lucerne (alfalfa), clover, sainfoin, forage kale, lupines, vetches and similar forage products, whether or not in the form of pellets	8.750	36.465	3.500	14.654
13012000	Gum arabic	50.400	124.440	25.200	65.807
13019040	Lac	68.223	601.429	397.695	3.429.515
13019090	Natural gums, resins, gum-resins and oleoresins, other than gum arabic and cannabis resins	3.989.092	30.154.689	4.992.619	42.502.248
13021200	Vegetable saps and extracts of liquorice	-	4	-	345
13021400	Vegetable saps and extracts of ephedra	-	220	-	7.486
13021940	Vegetable saps and extracts of pyrethrum or of the roots of plants containing rotenone	150	53.305	5.910	310.756
13021950	Japan (or chinese) lacquer (natural lacquer)	-	184	-	3.454
13021990	Vegetable saps and extracts, other than HS codes 13021110 to 13021950	83.685	727.695	109.764	623.818
13022000	Pectic substances, pectinates and pectates	34.959	273.351	183.826	543.341
13023100	Agar-agar	84.921	551.232	1.336.505	8.634.272
13023200	Mucilages and thickeners, whether or not modified, derived from locust beans, locust bean seeds or guar seeds	2.000	4.332	161.564	176.989
13023911	Carrageenan, powder, semi-refined	1.415.590	8.686.618	19.343.959	98.534.213
13023912	Carrageenan, powder, refined	6.600	365.469	134.574	5.206.169
13023913	Carrageenan, alkali treated carrageenan chips (atcc)	55.001	1.075.755	691.855	10.061.376
13023919	Carrageenan, other than powder and alkali treated carrageenan chips (atcc)	3.004	141.240	47.344	820.659
13023990	Mucilages and thickeners, whether or not modified, derived from vegetable products, other than HS code 13023100 to 13023919	135.508	562.417	790.828	4.043.093
14011000	Bamboos, a kind used primarily for plaiting	108.799	1.253.275	76.875	918.124
14019000	Vegetable materials of a kind used primarily for plaiting (for example, reeds, rushes, osier, raffia, cleaned, bleached or dyed cereal straw, and lime bark), other than bamboos and rattans	69.245	186.448	92.297	519.446
14042000	Cotton linters	-	7	-	13
14049020	Vegetable products not elsewhere specified or included, of a kind used primarily in tanning or dyeing	186.250	1.586.674	137.343	1.049.342
14049030	Kapok	555.377	6.041.085	512.586	5.335.380
14049091	Palm kernel shells	428.330.280	2.945.013.255	44.430.892	295.915.869
14049092	Empty fruit bunch of oil palm	1	3.222	32	268
14049099	Vegetable products not elsewhere specified or included, other than HS code 14042000 to 14049092	1.511.139	14.550.217	567.452	6.828.828
15019000	Poultry fat, other than that of heading 0209 or 1503	3.924	37.290	16.086	146.701
15042010	Fats and oils and their fractions of fish, other than liver oils, solid fractions	1	416.818	2	712.968
15042090	Fats and oils and their fractions of fish, other than liver oils, other than solid fractions	55.512	377.778	94.652	594.574
15050010	Lanolin	252	302	350	1.464
15060000	Other animal fats and oils and their fractions, whether or not refined, but not chemically modified	41	91	529	957
15079010	Fractions of unrefined soya-bean oil	-	2	-	2
15079090	Soya-bean oil and its fractions, other than HS code 15071000 to 15079020, whether or not refined, but not chemically modified	2	32	5	32
15081000	Crude oil of ground-nut oil and its fractions, whether or not refined, but not chemically modified	-	50	-	5
15092010	Extra virgin olive oil, in packings of a net weight not exceeding 30 kg	41	221	504	3.093
15092090	Extra virgin olive oil, in packings of a net weight more than 30 kg	324	581	2.076	3.533
15093000	Virgin olive oil	-	23	-	133
15099011	Olive oil and its fractions, fractions of unrefined oil, in packings of a net weight not exceeding 30 kg	-	30	-	5.782

Tabel 3 : Ekspor Indonesia menurut Komoditi (Kode HS 8 digit)

		Agustus 2022			
Kode H S	Uraian golongan barang	Berat bersih (Kg)		Nilai F.O.B. (U S \$)	
		Bulan ini	Kumulatif	Bulan ini	Kumulatif
(1)	(2)	(3)	(4)	(5)	(6)
15099099	Olive oil and its fractions, fractions of refined oil, in packings of a net weight more than 30 kg	-	159	-	1.951
15109010	Crude oil, other than crude olive pomace oil, obtained solely from olives, whether or not refined, but not chemically modified, including blends of these oils or fractions with oils or fractions of heading 1509	4.646	23.681	9.230	47.361
15111000	Crude palm oil	699.623.334	1.267.335.199	706.392.304	1.495.926.281
15119020	Refined palm oil	831.448.797	4.769.925.060	847.556.453	6.180.319.290
15119031	Solid fractions of palm oil, refined oil, but not chemically modified, with iodine value 30 or more, but less than 40	285.528.520	1.396.114.070	283.714.564	1.835.130.063
15119032	Solid fractions of palm oil, refined oil, but not chemically modified, with iodine value exceeding 40	19.339.912	187.931.722	21.542.312	260.339.709
15119036	Liquid fractions of palm oil, refined oil, but not chemically modified, in packing of a net weight not exceeding 25 kg	147.169.488	553.436.839	180.693.527	808.137.648
15119037	Liquid fractions of palm oil, refined oil, but not chemically modified, with iodine value 55 or more, but less than 60	1.571.761.618	5.572.252.923	1.633.293.961	7.184.942.608
15119039	Liquid fractions of palm oil, refined oil, but not chemically modified, other than hs code 15119036 to 15111037	23.561.829	135.292.563	24.514.951	172.160.983
15119049	Fractions of unrefined palm oil, other than solid fractions, but not chemically modified, with packing of a net weight more than 25 kg	15.243.230	67.523.735	14.657.856	93.004.843
15121100	Crude oil of sunflower-seed or safflower oil and fractions thereof	-	3	-	15
15121910	Fractions of unrefined sunflower-seed oil or safflower oil	-	9	-	307
15121920	Refined sunflower-seed or safflower oil and fractions thereof	-	158.970	-	690.539
15121990	Sunflower-seed or safflower oil and fractions thereof, other than HS code 15121100 to 15121920	8	914	5	2.088
15122990	Cotton-seed oil and fractions thereof, whether or not refined, but not chemically modified, other than HS code 15122100 to 15122910	7.656	7.657	12.092	12.093
15131110	Virgin coconut oil	1.933.056	11.470.577	2.634.997	19.252.867
15131190	Crude coconut (copra) oil and its fractions, other than virgin coconut oil, whether or not refined, but not chemically modified	25.602.163	196.729.155	35.842.983	343.217.126
15131910	Fractions of unrefined coconut oil	14.726	1.409.005	24.738	2.175.545
15131990	Coconut (copra) and fractions thereof, other than crude oil and fractions of unrefined oil, whether or not refined, but not chemically modified	29.226.363	258.535.916	44.966.432	487.500.980
15132110	Crude palm kernel oil	20.387.232	33.749.386	22.165.225	49.568.154
15132190	Crude babassu oil	86	1.923	6.827	88.481
15132911	Solid fractions of unrefined palm kernel oil	-	84.000	-	184.536
15132991	Solid fractions of refined palm kernel oil	23.575.757	118.526.701	47.228.589	295.622.210
15132994	Palm kernel olein, refined, bleached and deodorised (rbd)	16.162.068	113.654.354	16.503.566	199.882.711
15132995	Palm kernel oil, refined, bleached and deodorised (rbd)	111.062.274	463.201.865	142.483.315	842.146.704
15132996	Fractions other than solid fractions, of refined palm kernel oil	-	15.955	-	17.282
15149100	Rape, colza or mustard oil, other than low erucic acid, crude oil	-	2	-	1
15151900	Linseed oil and its fractions, other than crude oil	-	1.235	-	12.327
15152999	Maize (corn) oil, fractions of refined oil, other than solid fractions	-	801	-	6.881
15153010	Castor oil, crude oil	-	770	-	1.217
15153090	Castor oil, other than crude oil	-	1	-	1
15155010	Sesame oil, crude oil	-	1.836	-	23.760
15155090	Sesame oil and its fractions, other than crude oil and unrefined oil	72	293	630	2.432
15156000	Microbial fats and oils and their fractions, whether or not refined, but not chemically modified	-	1	-	58
15159011	Illipe nut oil, crude oil	-	0	-	1
15159019	Illipe nut oil, other than crude oil and unrefined oil	500	1.668	7.100	24.190
15159021	Tung oil, crude oil	-	500	-	11.000
15159039	Jajoba oil, other than crude oil and unrefined oil	2	47	2	121

Tabel 3 : Ekspor Indonesia menurut Komoditi (Kode HS 8 digit)

Agustus 2022

Kode H S	Uraian golongan barang	Berat bersih (Kg)		Nilai F.O.B. (U S \$)	
		Bulan ini	Kumulatif	Bulan ini	Kumulatif
		(1)	(2)	(3)	(4)
15159091	Other fixed vegetable oils, but not chemically modified, other than HS code 15151100 to 15159039, crude oil	14.400	74.400	30.210	140.176
15159099	Other fixed vegetable oils, but not chemically modified, other than HS code 15151100 to 15159039, other than crude oil and unrefined oil	168.650	1.609.916	1.455.706	25.624.657
15162012	Vegetable fats and oils and their fractions of maize, re-esterified	-	125.600	-	151.533
15162014	Vegetable fats and oils and their fractions of coconuts, re-esterified	233.916	2.022.854	1.085.941	8.765.971
15162017	Vegetable fats and oils and their fractions of ground-nuts, re-esterified	-	289	-	621
15162019	Vegetable fats and oils and their fractions other than hs code 15162011 to 15162018, re-esterified	204.950	946.447	301.916	1.650.650
15162021	Vegetable fats and oils and their fractions of the fruit of the oil palm, crude, re-esterified	60	318.111	437	351.372
15162022	Vegetable fats and oils and their fractions of the fruit of the oil palm, other than crude, re-esterified	9.797.700	44.951.363	9.787.862	47.422.134
15162023	Vegetable fats and oils and their fractions of palm kernels, crude, re-esterified	2.256.788	13.576.716	15.902.873	67.920.237
15162024	Vegetable fats and oils and their fractions of palm kernels, refined, bleached and deodorised (RBD), re-esterified	152.800	3.314.270	535.795	6.277.332
15162026	Vegetable fats and oils and their fractions of palm kernel olein, refined, bleached and deodorised (RBD), re-esterified	144.001	836.001	287.725	1.801.449
15162031	Vegetable fats and oils and their fractions of ground-nuts, of coconuts, of soya beans, hydrogenated, in flakes	40.050	532.118	74.917	1.147.224
15162034	Vegetable fats and oils and their fractions of fruit of the oil palm, hydrogenated, in flakes	24.880.260	134.449.750	24.492.597	172.352.052
15162035	Vegetable fats and oils and their fractions of palm kernels, hydrogenated, in flakes	1.405.400	6.237.048	2.252.150	11.542.554
15162039	Vegetable fats and oils and their fractions other than HS code 15162031 to 15162035, hydrogenated, in flakes	-	544.000	-	705.043
15162042	Vegetable fats and oils and their fractions of coconuts, hydrogenated, in other forms	446.420	1.848.971	920.605	3.871.202
15162044	Vegetable fats and oils and their fractions of linseed, hydrogenated, in other forms	934	934	2.438	2.438
15162045	Vegetable fats and oils and their fractions of olives, hydrogenated, in other forms	254.900	254.900	252.351	252.351
15162046	Vegetable fats and oils and their fractions of fruit of the oil palm, hydrogenated, in other forms	24.162.293	177.436.196	29.393.672	225.430.600
15162047	Vegetable fats and oils and their fractions of palm kernels, hydrogenated, in other forms	26.544.574	112.985.547	46.393.038	216.312.462
15162048	Vegetable fats and oils and their fractions of soya beans, hydrogenated, in other forms	-	4	-	2
15162049	Vegetable fats and oils and their fractions other than HS code 15162041-15162048, hydrogenated, in other forms	220.000	4.324.300	328.340	6.391.857
15162052	Vegetable fats and oils and their fractions of olives, inter-esterified	-	35.826.990	-	48.442.791
15162054	Vegetable fats and oils and their fractions, of ground-nuts of oil palm or coconuts, inter-esterified	8.339.430	33.490.110	7.809.365	45.155.469
15162059	Vegetable fats and oils and their fractions other than HS code 15162051 to 15162054, inter-esterified	255.200	2.427.134	424.024	3.780.405
15162062	Vegetable fats and oils and their fractions, elaidinised, palm stearin with an iodine value not exceeding 48, refined, bleached and deodorised (RBD)	13	649.057	28	807.340
15162069	Vegetable fats and oils and their fractions other than HS code 15162061 to 15162062, elaidinised, palm stearin with an iodine value not exceeding 48	-	24	-	152
15162091	Vegetable fats and oils and their fractions, elaidinised, palm stearin with an iodine value exceeding 48	393.200	4.197.025	543.564	6.258.636
15162094	Vegetable fats and oils and their fractions of soya beans, elaidinised	-	4.000	-	8.696

Tabel 3 : Ekspor Indonesia menurut Komoditi (Kode HS 8 digit)

Agustus 2022

Kode H S	Uraian golongan barang	Berat bersih (Kg)		Nilai F.O.B. (U S \$)	
		Bulan ini	Kumulatif	Bulan ini	Kumulatif
(1)	(2)	(3)	(4)	(5)	(6)
15162096	Vegetable fats and oils and their fractions, refined, bleached and deodorised (rbd) palm kernel stearin, elaidinised	529.454	8.876.990	1.352.827	18.173.254
15162098	Vegetable fats and oils and their fractions of ground-nuts, of oil palm or of coconuts, elaidinised	135.900	3.312.951	1.152.753	11.808.293
15162099	Vegetable fats and oils and their fractions other than hs code 15162091 to 15162098, elaidinised	7.608	4.735.949	29.520	8.137.488
15171010	Margarine, excluding liquid margarine, in airtight container for retail sale	6.114.074	25.306.430	7.524.407	31.686.518
15171090	Margarine, excluding liquid margarine, other than in airtight container for retail sale	7.929.125	37.989.778	9.173.257	45.746.556
15179010	Imitation ghee	1.401.011	7.004.748	1.650.938	9.441.471
15179020	Liquid margarine	19.241	44.124	31.675	72.300
15179030	Edible mixtures or preparations of animal or vegetable fats or oils, of a kind used as mould release preparations	8.400	67.528	13.757	106.058
15179043	Shortening	146.448.671	793.840.010	175.798.330	1.035.260.544
15179050	Solid mixtures or preparations of vegetable fats or oils or of their fractions other than imitation ghee, shortening, imitation lard	-	11.263	-	26.126
15179062	Liquid mixtures or preparations of vegetable fats or oils or of their fractions other than liquid margarine, in which crude palm oil predominates	-	2	-	2
15179063	Liquid mixtures or preparations of vegetable fats or oils or of their fractions other than liquid margarine, in which other palm oil predominates, in packings of a net weight not exceeding 25 kg	-	11.210	-	19.600
15179064	Liquid mixtures or preparations of vegetable fats or oils or of their fractions other than liquid margarine, in which other palm oil predominates, in packings of a net weight exceeding 25 kg	201.600	1.108.864	597.377	2.984.471
15179067	Liquid mixtures or preparations of vegetable fats or oils or of their fractions other than liquid margarine, in which soya-bean oil or coconut oil predominates	150	390	138	391
15179068	Liquid mixtures or preparations of vegetable fats or oils or of their fractions other than liquid margarine, in which illipe nut oil predominates	90.000	112.582	290.700	723.914
15179069	Liquid mixtures or preparations of vegetable fats or oils or of their fractions other than liquid margarine, other than HS code 15179061 to 15179068	11.499.860	21.499.799	10.154.376	23.004.298
15179090	Edible mixtures/preparations of animal, vegetable/microbial fats/oils/of fractions of different fats/oils of this chapter, oth than edible fats and oils/their fractions of head 1516, nec in head 1517	11.213.174	82.549.727	18.191.838	144.877.357
15180012	Animal fats and oils, boiled, oxidised, dehydrated, sulphurised, blown, polymerised by heat in vacuum or in inert gas or otherwise chemically modified, excluding those of heading 1516	1	1	1	1
15180014	Ground-nut, soya-bean, palm/coconut oil, boiled, oxidised, dehydrated, sulphurised, blown, polymerised by heat in vacuum/in inert gas or otherwise chemically modified, excluding those of heading 1516	-	356.702	-	463.772
15180015	Linseed oil and its fractions, boiled, oxidised, dehydrated, sulphurised, blown, polymerised by heat in vacuum or in inert gas or otherwise chemically modified, excluding those of heading 1516	-	190	-	605
15180019	Animal, vegetable/microbial fats&oils&their fractions,boil,oxidise,dehydrate,sulphuris,blown,polymerise by heat in vacuum/inert gas/otw chemically modifie excl head 1516,oth than hs 15180012-15180016	-	42.201	-	28.907
15180020	Inedible mixtures or preparations of animal fats or oils or of fractions of different animal fats or oils	-	322.500	-	356.190

Tabel 3 : Ekspor Indonesia menurut Komoditi (Kode HS 8 digit)

Agustus 2022

Kode H S	Uraian golongan barang	Berat bersih (Kg)		Nilai F.O.B. (U S \$)	
		Bulan ini	Kumulatif	Bulan ini	Kumulatif
(1)	(2)	(3)	(4)	(5)	(6)
15180032	Inedible mixtures or preparations of the palm oil fruits or of palm oil or palm kernel olein, neutralised, bleached and deodorised (nbd) or refined, bleached and deodorised (rbd)	416.980	31.011.622	408.640	52.158.333
15180035	Inedible mixtures or preparations of groundnuts	-	16	-	44
15180036	Inedible mixtures or preparations of soya beans or coconuts	-	499	-	855
15180038	Inedible mixtures or preparations of of the fruit of the oil palm or of palm kernels, other	14.751.320	66.033.954	18.055.267	85.990.312
15180039	Inedible mixtures or preparations of vegetable fats or oils or of fractions of different fats or oils, other than hs code 15180032 to 15180037	-	5.248.718	-	6.332.391
15180060	Inedible mixtures or preparations of animal fats or oils or of fractions thereof and vegetable fats or oils or fractions thereof	749.130	24.774.343	1.037.744	25.730.339
15180090	Inedible mixtures or preparations of microbial fats or oils or of fractions of different fats or oils of this chapter, not elsewhere specified or included	182.160	257.080	200.442	299.614
15200010	Crude glycerol	71.238.483	521.496.739	51.144.926	444.031.202
15200090	Glycerol waters and glycerol lyes	54.017	1.269.795	103.056	732.008
15211000	Vegetable waxes, whether or not refined or coloured	33.517	9.445.677	40.928	14.616.341
15219010	Beeswax and oth insect waxes, whether or not refined or coloured	-	0	-	1
15220090	Residues resulting from the treatment of fatty substances or animal or vegetable waxes	3.557.593	28.603.277	2.947.832	27.821.508
16010010	Sausages and similar products, of meat, meat offal, blood or insects, food preparations based on these products, in airtight containers for retail sale	9.433	20.361	13.600	33.246
16010090	Sausages and similar products, of meat, meat offal, blood or insects, food preparations based on these products, not in airtight containers for retail sale	7.598	34.577	15.800	95.736
16021090	Other prepared or preserved meat, meat offal, blood or insects, homogenised preparation, not containing pork, in airtight container for retail sale	-	2.373	-	9.264
16023110	Other prepared or preserved meat, meat offal, blood, of turkeys, in airtight containers for retail sale	-	30	-	20
16023191	Other prepared or preserved meat, meat offal, blood, of turkeys, not in airtight containers for retail sale, of mechanically deboned or separated meat	-	3.233	-	8.747
16023199	Other prepared or preserved meat, meat offal, blood, of turkeys, not in airtight containers for retail sale, other than of mechanically deboned or separated meat	-	425	-	649
16023210	Chicken curry, in airtight containers for retail sale	-	12	-	1
16023290	Prepared or preserved of meat,meat offal, blood of fowls of species gallus domesticus, other than chicken curry in airtight container	-	61.467	-	193.970
16023900	Prepared or preserved meat, meat offal or blood of poultry in heading 0105, other than turkeys and species gallus domesticus	-	42	-	20
16024991	Prepared or preserved meat, meat offal or blood of swine, including mixture, other than luncheon meat, in airtight containers for retail sale	-	6.815	-	32.284
16025010	Prepared or preserved meat, meat offal or blood of bovine animals, in airtight containers for retail sale	15	983	330	2.246
16025090	Prepared or preserved meat, meat offal or blood of bovine animals, not in airtight containers for retail sale	2.763	30.516	9.625	83.891
16029010	Mutton curry, in airtight containers for retail sale	-	35	-	228
16029090	Other prepared or preserved meat, meat offal, blood or insects, other than HS code 16021010 to 16021920	2.477	61.429	4.847	153.132
16030090	Extracts and juices of fish or crustaceans, molluscs or other aquatic invertebrates	39.620	225.920	97.173	514.124
16041190	Prepared or preserved salmon, whole or in pieces, but not minced, not in airtight containers for retail sale	-	22	-	3.111

Tabel 3 : Ekspor Indonesia menurut Komoditi (Kode HS 8 digit)

Agustus 2022

Kode H S	Uraian golongan barang	Berat bersih (Kg)		Nilai F.O.B. (U S \$)	
		Bulan ini	Kumulatif	Bulan ini	Kumulatif
(1)	(2)	(3)	(4)	(5)	(6)
16041311	Prepared or preserved sardines, whole or in pieces, but not minced, in airtight containers for retail sale	829.800	7.596.456	2.497.149	20.777.250
16041319	Prepared or preserved sardines, whole or in pieces, but not minced, not in airtight containers for retail sale	432.364	5.053.968	1.248.314	13.727.063
16041399	Prepared or preserved sardinella and brisling or sprats, whole or in pieces, but not minced, not in airtight containers for retail sale	-	35.030	-	74.797
16041411	Prepared or preserved tunas, whole or in pieces, but not minced, in airtight containers for retail sale	5.318.827	35.892.157	26.047.265	165.853.975
16041419	Prepared or preserved skipjack tuna and bonito (sarda spp), whole or in pieces, but not minced, not in airtight containers for retail sale	200.263	2.260.038	1.111.737	10.713.479
16041491	Pre-cooked tunas, not in airtight containers for retail sale	625.500	3.266.810	2.481.220	13.688.148
16041499	Prepared or preserved tunas, skipjack tuna and bonito (sarda spp), not in airtight containers for retail sale, other than pre-cooked tunas	302.442	4.092.775	1.478.201	17.241.430
16041510	Prepared or preserved mackerel, whole or in pieces, but not minced, in airtight containers for retail sale	-	388	-	825
16041590	Prepared or preserved mackerel, whole or in pieces, but not minced, not in airtight containers for retail sale	29.669	219.537	99.779	572.504
16041610	Prepared or preserved anchovies, whole or in pieces, but not minced, in airtight containers for retail sale	20.440	101.180	104.920	460.028
16041690	Prepared or preserved anchovies, whole or in pieces, but not minced, not in airtight containers for retail sale	1.385	2.387	15.238	26.361
16041710	Prepared or preserved eels, whole or in pieces, but not minced, in airtight containers for retail sale	-	15.997	-	440.403
16041891	Prepared or preserved shark fins, whole or in pieces, but not minced, in airtight containers for retail sale	2.610	32.629	29.372	275.401
16041899	Prepared or preserved shark fins, whole or in pieces, but not minced, not in airtight containers for retail sale	663	18.711	22.556	786.585
16041990	Fish, whole or in pieces, but not minced other than hs code 16041110 to 16041930	25.542	307.245	294.369	3.041.345
16042030	Fish ball	30.870	122.980	103.869	428.916
16042040	Fish paste	-	520.360	-	1.599.381
16042091	Other prepared or preserved fish other than fish sausage, fish ball, fish paste, in airtight containers for retail sale	89.000	804.363	418.578	3.128.734
16042099	Other prepared or preserved fish other than fish sausage, fish ball, fish paste, not in airtight containers for retail sale	7.585	64.210	48.497	348.784
16051011	Swimming crabs (crabs of the family portunidae), prepared or preserved, in airtight containers for retail sale	550.457	5.325.918	11.359.389	172.745.308
16051014	Crab other than swimming crabs, king crabs, and snow crabs, prepared or preserved, in airtight containers for retail sale	363.783	1.656.193	5.577.409	32.053.718
16051090	Crab, prepared or preserved, other than in airtight containers for retail sale	224.374	2.344.542	6.638.018	74.234.780
16052100	Shrimps and prawns, prepared or preserved, not in airtight container	3.340.825	34.797.352	32.213.949	342.662.531
16052920	Shrimp ball	581.644	4.104.947	3.474.533	27.388.470
16052930	Breaded shrimp	609.738	6.864.388	4.926.662	54.344.477
16052990	Shrimps and prawns, prepared or preserved, in airtight container, other than shrimp ball & breaded shrimp	242.572	1.509.347	2.751.616	17.884.828
16053000	Lobster, prepared or preserved	7.130	47.900	39.283	257.067
16054000	Crustacean, other than crab, shrimps, prawns, and lobsters, prepared or preserved	67.769	452.308	1.659.900	15.590.197
16055410	Cuttle fish and squid, prepared or preserved, in airtight containers for retail sale	825	1.360	912	3.038
16055490	Cuttle fish and squid, prepared or preserved, not in airtight containers for retail sale	85.329	528.813	720.855	4.672.715
16055500	Octopus, prepared or preserved	82.790	413.479	775.584	5.608.904
16055600	Clams, cockles and arkshells, prepared or preserved	222.560	1.432.631	665.371	4.518.637
16055790	Abalone, prepared or preserved, not in airtight containers for retail sale	18.956	94.187	491.009	2.320.755
16055800	Snails, other than sea snails, prepared and preserved	48.220	649.176	258.686	3.404.889

Tabel 3 : Ekspor Indonesia menurut Komoditi (Kode HS 8 digit)

Agustus 2022

Kode H S	Uraian golongan barang	Berat bersih (Kg)		Nilai F.O.B. (U S \$)	
		Bulan ini	Kumulatif	Bulan ini	Kumulatif
(1)	(2)	(3)	(4)	(5)	(6)
16055900	Mollusc, other than oysters, scallops, mussels, cuttle fish, squid, octopus, clams, cockles, arkshell, abalone, snail, prepared or preserved	83	179.103	278	673.551
16056100	Sea cucumbers, prepared or preserved	60.810	400.798	1.041.718	6.407.798
16056300	Jellyfish, prepared or preserved	-	67.650	-	169.890
16056900	Aquatic invertebrates, other than sea cucumbers, sea urchins, jellyfish, prepared or preserved	-	9.146	-	47.331
17011200	Beet sugar	-	2.684	-	4.396
17011400	Other cane sugar	13.140	60.409	24.284	105.662
17019100	Cane or beet sugars, chemically pure sucrose, in solid form, containing added flavouring or colouring matter	-	12.479	-	54.707
17019910	Refined sugar	19.813.035	261.566.831	12.281.146	160.749.983
17019990	Cane or beet sugar and chemically pure sucrose, in solid form, other than raw sugar not containing added flavouring or colouring matter, other than refined sugar	129.831	1.600.339	174.328	2.872.535
17021100	Lactose and lactose syrup, containing by weight 99 % or more lactose, expressed as anhydrous lactose, calculated on the dry matter	-	5.401	-	8.030
17021900	Lactose and lactose syrup, not containing by weight 99 % or more lactose, expressed as anhydrous lactose, calculated on the dry matter	68.438	609.027	38.356	278.083
17022000	Maple sugar and maple syrup	312	77.294	770	44.261
17023010	Glucose, not containing fructose or containing in the dry state less than 20 % by weight of fructose	20.554	858.221	23.650	711.884
17023020	Glucose syrup, not containing fructose or containing in the dry state less than 20 % by weight of fructose	600.738	4.343.668	728.139	4.674.623
17024000	Glucose & glucose syrup, containing in the dry state >= 20 % but < 50 % by weight of fructose, excluding invert sugar	-	967	-	1.432
17025000	Chemically pure fructose	3	3	3	4
17026020	Fructose syrup, containing in the dry state more than 50 % by weight of fructose, excluding invert sugar	2.537.000	12.724.294	1.192.486	6.058.949
17029011	Chemically pure maltose	-	27	-	181
17029019	Maltose and maltose syrups, other than chemically pure maltose	442.300	2.184.979	334.670	1.616.511
17029020	Artificial honey, whether or not mixed with natural honey	2.176	75.958	5.114	185.922
17029030	Flavoured or coloured sugars (excl maltose)	73.198	322.983	171.106	956.751
17029040	Caramel	121	1.539	690	5.642
17029051	Coconut sap sugar	84.080	128.257	215.990	289.040
17029059	Palm sugar other than coconut sap sugar	494	863	343	876
17029091	Sugar syrups	14.582	246.219	13.080	433.973
17029099	Other sugar, including invert sugar and other sugar and sugar syrup blends containing in the dry state 50 % by weight of fructose, other than HS code 17029011 to 17029091	2.460.782	23.038.104	3.799.959	38.408.286
17031010	Cane molasses, containing added flavouring or colouring matter	-	653	-	2.179
17031090	Cane molasses, not containing added flavouring or colouring matter	55.713.494	246.633.526	9.954.464	43.230.120
17039010	Molasses other than cane molasses, resulting from the extraction or refining of sugar, containing added flavouring or colouring matter	869	5.109	2.818	9.718
17039090	Molasses other than cane molasses, resulting from the extraction or refining of sugar, not containing added flavouring or colouring matter	89.209	575.635	388.590	2.459.744
17041000	Chewing gum, whether or not sugar-coated	228.747	1.271.886	750.936	4.479.645
17049010	Medicated pastilles and drops, not containing cocoa	1.945	70.136	14.258	536.903
17049020	White chocolate, not containing cocoa	84.212	763.006	330.105	2.693.548
17049091	Sugar confectionery other than chewing gum, medicated pastilles and drops, and white chocolate, not containing cocoa, soft, containing gelatin	1.127.633	7.562.099	4.593.030	29.665.264
17049099	Sugar confectionery other than chewing gum, medicated pastilles and drops, and white chocolate, not containing cocoa, other than soft, containing gelatin	2.621.982	20.480.930	7.276.072	56.242.763

Tabel 3 : Ekspor Indonesia menurut Komoditi (Kode HS 8 digit)

Agustus 2022

Kode H S	Uraian golongan barang	Berat bersih (Kg)		Nilai F.O.B. (U S \$)	
		Bulan ini	Kumulatif	Bulan ini	Kumulatif
(1)	(2)	(3)	(4)	(5)	(6)
18010010	Cocoa beans, whole or broken, raw or roasted, fermented	212.753	482.710	572.494	1.432.588
18010090	Cocoa beans, whole or broken, raw or roasted, not fermented	2.353.632	13.904.131	5.623.387	36.213.587
18020000	Cocoa shells, husks, skins and other cocoa waste	396.449	3.024.720	50.830	383.978
18031000	Cocoa paste, not defatted	990.742	7.235.821	5.109.371	39.239.930
18032000	Cocoa paste, wholly or partly defatted	3.682.253	31.648.818	9.044.436	76.683.235
18040000	Cocoa butter, fat and oil	11.889.726	100.347.952	49.404.541	422.599.093
18050000	Cocoa powder, not containing added sugar or other sweetening matter	9.382.374	71.505.635	25.787.484	187.182.061
18061000	Cocoa powder, containing added sugar or other sweetening matter	27.764	4.110.474	24.923	2.887.641
18062010	Chocolate confectionery in blocks, slabs or bars weighing more than 2 kg	687.004	4.741.307	1.715.206	11.518.770
18062090	Chocolate, liquid,paste,granular or other bulk form in containers or immediate packings, of a content exceeding 2 kg	162.559	1.241.905	397.819	3.231.818
18063100	Chocolate and other food preparations containing cocoa, filled, in blocks, slabs, bars, weight ≤ 2kg	68.567	376.985	406.713	2.637.060
18063200	Chocolate and other food preparations containing cocoa, not filled, in blocks, slabs, bars, weight ≤ 2kg	17.158	95.918	93.505	510.074
18069010	Chocolate confectionery in tablets or pastilles	113.095	867.596	786.346	4.913.894
18069030	Food preparations of flour, meal, starch or malt extract, containing 40 % or more but not exceeding 50 % by weight of cocoa calculated on a totally defatted basis	2.269	12.588	19.363	85.962
18069040	Food preparations of goods of headings 0401 to 0404, containing 5 % or more but not exceeding 10 % by weight of cocoa calculated on a totally defatted basis, specially prepared for infants or young children, not put up for retail sale	47	727	443	9.507
18069090	Chocolate and other food preparation containing cocoa, other than HS code 18061000 to 18069040	805.259	9.411.175	2.516.833	24.209.317
19011010	Preparations suitable for infants or young children, put up for retail sale, of malt extract	35.247	276.686	299.151	1.542.806
19011020	Preparations suitable for infants or young children, put up for retail sale, of goods of headings 0401 to 0404	1.882.232	5.731.382	8.910.544	24.583.094
19011030	Preparations suitable for infants or young children, put up for retail sale, of soya-bean powder	20.794	228.973	85.377	894.727
19011092	Food preparations of flour, groats, meal, starch, for children age over 1 year but not exceeding 3 years, for retail sale, other than HS code 19011010 to 19011091	-	207	-	13.696
19011099	Food preparations of flour, groats, meal, starch, suitable for infants or young children, put up for retail sale, other than HS code 19011010 to 19011092	642.988	5.374.938	2.363.121	20.412.569
19012010	Mixes and doughs for the preparation of bakers' wares of heading 1905, of flour, groats, meal, starch or malt extract, not containing cocoa	218.034	1.859.087	446.119	3.382.162
19012020	Mixes and doughs for the preparation of bakers' wares of heading 1905, of flour, groats, meal, starch or malt extract, containing cocoa	-	6	-	97
19012030	Mixes and doughs for the preparation of bakers' wares of heading 1905, other than HS code 19012010 to 19012020, not containing cocoa	155.894	1.198.666	317.281	2.468.470
19012040	Mixes and doughs for the preparation of bakers' wares of heading 1905, other than HS code 19012010 to 19012020, containing cocoa	14.948	53.708	37.428	148.794
19019019	Food preparations suitable for infants or young children, not put up for retail sale, other than medical foods	7.453	101.768	26.705	238.840
19019020	Malt extract	40.446	381.135	373.259	3.326.302
19019031	Filled milk, of goods of heading 0401 to 0404	-	1.051	-	4.070
19019032	Food preparation of goods of heading 0401 to 0404, containing cocoa powder, other than filled milk	-	30.856	-	26.195

Tabel 3 : Ekspor Indonesia menurut Komoditi (Kode HS 8 digit)

		Agustus 2022			
Kode H S	Uraian golongan barang	Berat bersih (Kg)		Nilai F.O.B. (U S \$)	
		Bulan ini	Kumulatif	Bulan ini	Kumulatif
(1)	(2)	(3)	(4)	(5)	(6)
19019039	Food preparation of goods of of heading 0401 to 0404, not containing cocoa powder, other than filled milk	127.690	1.284.668	651.787	5.009.492
19019041	Other soya-based preparations in powder form	888	5.035	5.791	28.185
19019049	Other soya-based preparations in other forms	8.089	56.408	44.251	208.318
19019091	Medical foods, preparations not suitable for infants or young childrens	22.266	22.266	36.650	36.650
19019099	Food preparations not suitable for infants or young childrens, other than medical food	1.338.132	10.393.161	3.026.243	24.854.570
19021100	Uncooked pasta, not stuffed or otherwise prepared, containing eggs	39.705	194.992	48.810	325.728
19021920	Rice vermicelli (including bee hoon), uncooked pasta, not stuffed or otherwise prepared, not containing eggs	12.769	81.906	11.384	87.985
19021930	Transparent vermicelli, uncooked pasta, not stuffed or otherwise prepared, not containing eggs	300	29.208	90	37.181
19021940	Other noodles, uncooked pasta, not stuffed or otherwise prepared, not containing eggs	433.135	2.442.968	484.764	2.790.361
19021990	Uncooked pasta, not stuffed or otherwise prepared, not containing eggs, other than HS code 19021920 to 19021940	2.455.271	16.297.462	2.990.174	18.791.729
19022010	Stuffed pasta with meat or meat offal, whether or not cooked or otherwise prepared	-	278	-	1.265
19022030	Stuffed pasta with fish, crustaceans or molluscs, whether or not cooked or otherwise prepared	-	4.057	-	27.779
19022090	Stuffed pasta whether or not cooked or otherwise prepared, other than stuffed with meat or meat offal, fish, crustaceans or molluscs	10.223	38.683	36.555	156.342
19023020	Rice vermicelli (including bee hoon), cooked or otherwise prepared, other than stuffed	8.461	138.512	14.729	267.577
19023030	Transparent vermicelli, cooked or otherwise prepared, other than stuffed	7.925	163.089	3.944	307.190
19023040	Instant noodles, whether or not cooked or otherwise prepared, other than stuffed	12.311.083	103.299.080	25.205.760	189.891.919
19023090	Cooked pasta, not stuffed, other than rice vermicelli, transparent vermicelli, instant noodles	930.928	6.050.349	3.501.387	22.391.949
19024000	Couscous	1.683	1.683	1.962	1.962
19030000	Tapioca and substitutes therefor prepared from starch, in the form of flakes, grains, pearls, siftings or in similar forms	145.200	1.303.829	384.622	3.310.092
19041010	Prepared food obtained by the swelling or roasting of cereals or cereal products, containing cocoa	7.092	44.502	25.003	170.513
19041090	Prepared food obtained by the swelling or roasting of cereals or cereal products, not containing cocoa	116.774	906.649	541.066	4.582.840
19042010	Prepared foods obtained from unroasted cereal flakes	19.840	147.393	66.303	547.839
19042090	Prepared foods obtained from mixtures of unroasted cereal flakes and roasted cereal flakes or swelled cereals	46.449	2.656.147	131.276	4.538.452
19043000	Bulgur wheat	783	1.286	2.240	5.460
19049010	Rice preparations, including pre-cooked rice	11.537	68.198	5.894	156.670
19049090	Cereals (other than maize (corn)), in grain form or in the form of flakes or other worked grains (except flour, groats and meal), pre-cooked or otherwise prepared, not elsewhere specified or included	337.567	2.666.748	813.059	6.959.123
19051000	Crispbread, whether or not containing cocoa	182.941	1.159.571	280.399	1.823.162
19052000	Gingerbread and the like, whether or not containing cocoa	1.994	132.255	1.019	265.018
19053110	Sweet biscuits, not containing cocoa	6.531.049	43.897.931	21.409.281	121.756.569
19053120	Sweet biscuits, containing cocoa	6.256.117	42.147.533	14.375.199	94.999.118
19053210	Waffles	385.660	3.264.454	1.332.961	11.031.447
19053220	Wafers	17.501.090	110.660.612	43.933.415	271.589.174
19054010	Rusks, toasted bread and similar toasted products, not containing added sugar, honey, eggs, fats, cheese or fruit	48	2.251	322	1.180
19054090	Rusk, toasted bread & similar toasted product, containing added sugar, honey, eggs, fats, cheese or fruit	68.999	391.704	171.842	1.048.135
19059010	Unsweetened teething biscuits	1.250.665	8.706.483	3.319.536	21.060.409
19059020	Unsweetened biscuits, other than teething biscuits	124.910	782.267	193.473	1.531.844
19059030	Cakes	39.799	554.011	127.931	1.776.565

Tabel 3 : Ekspor Indonesia menurut Komoditi (Kode HS 8 digit)

Agustus 2022

Kode H S	Uraian golongan barang	Berat bersih (Kg)		Nilai F.O.B. (U S \$)	
		Bulan ini	Kumulatif	Bulan ini	Kumulatif
(1)	(2)	(3)	(4)	(5)	(6)
19059040	Pastries	76.672	432.512	158.791	974.103
19059050	Flourless bakers' wares	1.100	6.914	585	10.209
19059070	Communion wafers, sealing wafers, rice paper and similar products	-	4.638	-	23.663
19059080	Other crisp savoury food products	299.860	2.608.529	831.933	7.209.882
19059090	Bread,pastry,cakes,biscuits&oth bakers' wares, w.o.n containing cocoa, communion wafers,empty cachets suitable for pharmaceutical use,sealing wafers, rice paper&similar products, nec in head 1905	1.141.403	10.027.295	2.737.696	22.246.102
20011000	Cucumbers and gherkins, prepared or preserved by vinegar or acetic acid	1	5.421	1	9.165
20019090	Vegetables, fruit, nuts and other edible parts of plants other than cucumbers and gherkins, onions, prepared or preserved by vinegar or acetic acid	2.560	49.071	3.893	143.296
20021000	Tomatoes, whole or pieces, prepared or preserved otherwise than by vinegar or acetic acid	1.200	1.200	805	805
20029010	Tomato paste	-	12.040	-	33.565
20031000	Mushrooms of the genus agaricus, prepared or preserved othwise than by vinegar or acetic acid	209.651	1.207.791	361.892	2.110.807
20039090	Mushrooms other than mushrooms of the genus agaricus, prepared or preserved othwise than by vinegar or acetic acid	8.180	16.855	16.360	34.956
20041000	Potatoes, prepared or preserved otherwise than by vinegar or acetic acid, frozen, other than products of heading 2006	87	807	40	11.562
20049010	Other vegetables and mixtures of vegetables, prepared or preserved otherwise than by vinegar or acetic acid, frozen, other than products of heading 2006, suitable for infants or young children	-	9.477	-	23.316
20049090	Other vegetables and mixtures of vegetables, prepared or preserved otherwise than by vinegar or acetic acid, frozen, other than products of heading 2006, not suitable for infants or young children	154.061	682.209	381.379	1.932.583
20051030	Homogenised vegetables, prepared or preserved otherwise than by vinegar or acetic acid, not frozen, other than products of heading 2006, suitable for dietetic purposes	-	4	-	48
20052011	Potatoes, prepared or preserved otherwise than by vinegar or acetic acid, not frozen, other than products of heading 2006, in sticks form, in airtight containers for retail sale	25.774	205.159	144.649	1.119.955
20052019	Potatoes, prepared or preserved otherwise than by vinegar or acetic acid, not frozen, other than products of heading 2006, in sticks form, not in airtight containers for retail sale	18	6.043	109	20.515
20052099	Potatoes, prepared or preserved otherwise than by vinegar or acetic acid, not frozen, other than products of heading 2006, not in sticks form, not in airtight containers for retail sale	3.456	160.076	28.416	613.943
20054000	Peas (pisum sativum), prepared or preserved otherwise than by vinegar or acetic acid, not frozen, other than products of heading 20.06	-	150	-	1.102
20055100	Beans,shelled, prepared or preserved otherwise than by vinegar or acetic acid, not frozen,other than products of heading 20.06	844	12.592	1.297	38.858
20055910	Beans, not shelled, prepared or preserved otherwise than by vinegar or acetic acid, not frozen,other than products of heading 2006, in airtight containers for retail sale	141	8.510	658	11.256
20055990	Beans, not shelled, prepared or preserved otherwise than by vinegar or acetic acid, not frozen,other than products of heading 2006, not in airtight containers for retail sale	147	5.061	671	15.090
20058000	Sweet corn (zea mays var saccharata), prepared or preserved otherwise than by vinegar or acetic acid, not frozen, other than products of heading 2006	-	1.502	-	313
20059100	Bamboo shoots, prepared or preserved otherwise than by vinegar or acetic acid, not frozen, other than products of heading 2006	24	1.734	9	12.078

Tabel 3 : Ekspor Indonesia menurut Komoditi (Kode HS 8 digit)

Agustus 2022

Kode H S	Uraian golongan barang	Berat bersih (Kg)		Nilai F.O.B. (U S \$)	
		Bulan ini	Kumulatif	Bulan ini	Kumulatif
(1)	(2)	(3)	(4)	(5)	(6)
20059910	Other vegetables and mixtures of vegetables, prepared or preserved otherwise than by vinegar or acetic acid, not frozen, other than products of heading 2006, in airtight containers for retail sale	-	3	-	22
20059990	Other vegetables and mixtures of vegetables, prepared or preserved otherwise than by vinegar or acetic acid, not frozen, other than products of heading 2006, not in airtight containers for retail sale	246.338	1.825.506	304.008	2.173.988
20060000	Vegetables, fruit, nuts, fruit-peel and other parts of plants, preserved by sugar (drained, glaze or crystallised)	-	21.705	-	46.402
20071000	Jams, fruit jellies, marmalades, fruit or nut purée and fruit or nut pastes, obtained by cooking, whether or not containing added sugar or other sweetening matter, homogenised preparations	1.285	183.098	2.027	299.927
20079100	Jams, fruit jellies, marmalades, fruit or nut purée and fruit or nut pastes, obtained by cooking, w.o.n containing added sugar or other sweetening matter, not homogenised preparations, citrus fruit	15.194	66.898	8.337	32.935
20079910	Fruit pastes other than of mangoes, pineapples or strawberries	5.389	85.525	40.818	353.688
20079920	Jams and fruit jellies	1.190	71.955	1.094	53.532
20079990	Fruit pastes of mangoes, pineapples, strawberries, marmalades, fruit or /nut purée and fruit/nut pastes, obtained by cooking, w.o.n cont added sugar/other sweetening matter, not homogenised preparations	302.778	2.543.801	792.566	8.122.924
20081110	Ground nuts, roasted	131.960	901.096	467.713	3.184.406
20081120	Peanut butter	37.788	219.848	120.988	643.067
20081190	Ground nuts, otherwise prepared or preserved whether or not containing added sugar or other sweetening matter or spirit, other than roasted and peanut butter	101.878	696.737	389.598	2.620.991
20081910	Cashew nut, including mixture, otherwise prepared or preserved whether or not containing added sugar or other sweetening matter or spirit	29.791	97.298	99.291	741.137
20081991	Nuts, ground-nuts and other seeds, other than ground nut&cashew nut, w.o.n mixed together, w.o.n containing added sugar/other sweetening matter or spirit, not elsewhere specified/included, roasted	1.399	64.722	6.546	117.069
20081999	Nuts, ground-nuts and other seeds, other than ground nut&cashew nut, w.o.n mixed together, w.o.n containing added sugar/other sweetening matter or spirit, not elsewhere specified/included, not roasted	59.269	722.581	137.992	1.448.285
20082010	Pineapples, otherwise prepared or preserved, whether or not containing added sugar or other sweetening matter or spirit, not elsewhere specified or included, in airtight containers for retail sale	547	747	2.756	3.310
20082090	Pineapples, otherwise prepared or preserved, whether or not containing added sugar or other sweetening matter or spirit, not elsewhere specified or included, not in airtight containers for retail sale	20.001.252	159.555.475	25.019.403	194.577.012
20083090	Citrus fruits, otherwise prepared or preserved, not containing added sugar or other sweetening matter or spirit	541	1.540	1.435	5.661
20086010	Cherries, otherwise prepared or preserved, containing added sugar or other sweetening matter or spirit	609	637	2.785	3.094
20086090	Cherries, otherwise prepared or preserved, not containing added sugar or other sweetening matter or spirit	-	205	-	6.145
20088000	Strawberries, otherwise prepared or preserved whether or not contain sugar or sweetening matter or spirit	-	720	-	3.500
20089100	Palm hearts, otherwise prepared or preserved whether or not contain sugar or sweetening matter	1	77	1	176

Tabel 3 : Ekspor Indonesia menurut Komoditi (Kode HS 8 digit)

		Agustus 2022			
Kode H S	Uraian golongan barang	Berat bersih (Kg)		Nilai F.O.B. (U S \$)	
		Bulan ini	Kumulatif	Bulan ini	Kumulatif
(1)	(2)	(3)	(4)	(5)	(6)
20089310	Cranberries (vaccinium macrocarpon, vaccinium oxycoccos), lingonberries (vaccinium vitis-idaea), otherwise prepared/preserved, containing added sugar or other sweetening matter or spirit	2	4	7	7
20089710	Mixtures of stems, roots and other edible parts of plants,not including fruitsor nuts whether or not containing added sugar or other sweetening matter or spirit	1.510	63.714	2.170	93.314
20089720	Mixtures fruit and nuts other than those of subheading 200819, containing added sugar or other sweetening matter or spirit	817.649	5.256.619	1.073.039	6.122.274
20089930	Stems, roots and other edible part of plant,not including fruit or nut, otherwise prepared or preserved whether or not contain sugar or sweetening matter	34.380	479.202	18.972	350.930
20089940	Fruit, nuts and other edible parts of plants other than HS code 20089100 to 20089930, otherwise prepared or preserved, not elsewhere specified or included, containing sugar or sweetening matter	36.624	217.341	41.821	247.399
20089990	Fruit, nuts and other edible parts of plants other than HS code 20089100 to 20089930, otherwise prepared or preserved, not elsewhere specified or included, not containing sugar or sweetening matter	1.398.330	9.115.381	2.413.404	14.974.978
20091100	Orange juice, frozen	97	112	378	424
20091900	Orange juice, not frozen, of a brix value exceeding 20	24.507	590.482	26.431	450.995
20092900	Grapefruit (including pomelo) juice, of a brix value exceeding 20	8.424	32.038	8.132	78.691
20093100	Juice of any other single citrus fruit, of a brix value not exceeding 20	5.000	15.251	8.958	19.484
20093900	Juice of any other single citrus fruit, of a brix value exceeding 20	55	5.919	12.096	23.256
20094100	Pineapple juice, of a brix value not exceeding 20	16.800	117.600	3.272	46.290
20094900	Pineapple juice, of a brix value exceeding 21	2.008.764	18.080.354	4.069.919	35.117.256
20096900	Grape juice (including grape must), of a brix value exceeding 30	145	4.057	169	10.384
20097900	Apple juice, of a brix value exceeding 20	840	49.886	4.725	116.407
20098920	Coconut water	270.381	1.178.724	115.700	592.539
20098930	Coconut water concentrate	572.620	2.232.327	1.633.989	6.627.414
20098940	Mango juice concentrate	770	1.132	835	1.248
20098991	Juice of any other single fruit, nut or vegetable, other than HS code 20098110 to 20098940, suitable for infants or young children	-	77	-	408
20098999	Juice of any other single fruit, nut or vegetable, other than HS code 20098110 to 20098940, not suitable for infants or young children	239.333	2.602.182	298.803	3.468.256
20099091	Mixtures of juices, not suitable for infants or young children, ready for immediate consumption	42.401	355.060	152.131	1.119.790
20099099	Mixtures of juices, not suitable for infants or young children, not ready for immediate consumption	16.013	117.200	9.067	516.983
21011111	Instant coffee, in packings of a net weight not less than 20 kg	6.446.864	28.698.072	20.041.033	90.368.250
21011119	Instant coffee, in packings of a net weight more than 20 kg	42.978	15.989.099	129.084	49.707.166
21011190	Extracts, essences and concentrates of coffee, other than instant coffee	91.514	1.476.904	442.307	6.961.607
21011210	Mixtures in paste form with a basis of ground roasted coffee, containing vegetable fats	103.156	479.821	258.864	1.429.184
21011291	Coffee preparation with a basis of extracts, essences or concentrate containing added sugar, whether or not containing creamer	9.282.961	75.691.655	27.018.909	227.816.817
21011292	Coffee preparation with a basis of ground roasted coffee containing added sugar, whether or not containing creamer	5.753	48.893	13.212	121.881
21011299	Preparations with a basis of extracts, essences or concentrates or with a basis of coffee, other than HS code 21011210 to 21011292	610.126	5.027.575	1.705.374	14.093.634

Tabel 3 : Ekspor Indonesia menurut Komoditi (Kode HS 8 digit)

Agustus 2022

Kode H S	Uraian golongan barang	Berat bersih (Kg)		Nilai F.O.B. (U S \$)	
		Bulan ini	Kumulatif	Bulan ini	Kumulatif
		(1)	(2)	(3)	(4)
21012020	Tea extracts for the manufacture of tea preparations, in powder form	1.606	30.624	8.851	121.879
21012030	Preparations of tea consisting of a mixture of tea, milk powder and sugar	32.180	638.184	94.833	1.315.561
21012090	Extracts, essences and concentrates, of tea or maté, and preparations with a basis of these extracts, essences or concentrates or with a basis of tea or maté, other than HS code 21012020 to 21012030	237.796	2.456.109	267.132	2.744.964
21013000	Roasted chicory and oth roasted coffee substitutes, and extracts, essences and concentrates thereof	37.445	127.006	30.022	106.815
21021000	Active yeasts	1.387	15.010	5.853	67.587
21022010	Inactive yeasts, other single-cell micro-organisms, dead, of a kind used in animal feeding	963.500	8.042.872	275.327	2.928.221
21022090	Inactive yeasts, other single-cell micro-organisms, dead, of a kind not used in animal feeding	122.293	127.694	49.006	142.196
21023000	Prepared baking powders	17.198	102.227	58.120	305.767
21031000	Soya sauce	1.318.771	9.971.841	2.013.957	14.934.644
21032000	Tomato ketchup and oth tomato sauces	221.309	1.090.335	295.771	1.394.899
21033000	Mustard flour and meal and prepared mustard	10.941	73.196	19.429	237.792
21039011	Chilli sauce	732.297	5.119.772	1.435.359	9.166.963
21039013	Sauces other than chilli sauce or fish sauce	159.951	2.152.990	532.367	7.035.178
21039019	Sauces and preparations therefor, other than HS code 21039011 to 21039013	3.650.542	33.491.047	13.052.972	114.325.743
21039021	Shrimp paste including belachan (blachan)	157.656	1.875.849	339.237	1.857.709
21039029	Mixed condiments and mixed seasonings, other than shrimp paste	221.203	1.426.648	891.782	6.182.939
21041019	Soups and broths and preparations therefor, containing meat, not suitable for infants or young children	2.862	21.815	10.871	67.111
21041099	Soups and broths and preparations therefor, not containing meat, not suitable for infants or young children	39.379	238.880	128.688	838.014
21042011	Homogenised composite food preparation, containing meat, suitable for infants or young children	-	132	-	1.005
21042019	Homogenised composite food preparation, containing meat, not suitable for infants or young children	-	874.953	-	793.916
21042099	Homogenised composite food preparation, not containing meat, not suitable for infants or young children	3.130	15.006	3.671	26.977
21050000	Ice cream and other edible ice, whether or not containing cocoa	1.939.995	20.896.822	4.406.690	39.298.950
21061000	Protein concentrates and textured protein substances	3.595	26.536	13.907	167.323
21069011	Dried bean curd and dried bean curd stick	25.275	103.770	75.050	307.860
21069012	Fresh soybean curd (tofu)	21	201	5	843
21069019	Beancurd, other than dried bean curd, dried bean curd stick, fresh soybean curd (tofu)	18.901	247.294	36.948	403.794
21069030	Non-dairy creamer	5.025.051	29.911.194	11.075.861	57.469.944
21069041	Autolysed yeast extracts, in powder form	7.221	44.258	23.484	192.704
21069049	Autolysed yeast extracts, other than in powder form	352.363	3.095.997	392.692	3.485.902
21069053	Non-alcoholic preparations of a kind used for the making or for the manufacture of beverages, ginseng based products	7.770	27.378	13.174	87.130
21069054	Non-alcoholic preparations of a kind used for the making or for the manufacture of beverages, other preparations of a kind used as raw material for the manufacture of composite concentrates	1.244.850	10.048.306	2.310.459	14.211.783
21069055	Non-alcoholic preparations of a kind used for the making or for the manufacture of beverages, composite concentrates for simple dilution with water to make beverages	3.812.667	37.726.345	7.569.905	69.342.504
21069059	Non-alcoholic preparations of a kind used for the making or for the manufacture of beverages, other than HS code 21069053 to 21069055	222.554	2.298.750	824.320	8.853.902
21069062	Preparations of a kind used as raw material for the manufacture of alcoholic beverage, in other form	6.353	19.115	25.351	78.551
21069067	Alcoholic preparations, of a kind used for the manufacture of alcoholic beverages, in other forms	-	6	-	3

Tabel 3 : Ekspor Indonesia menurut Komoditi (Kode HS 8 digit)

Agustus 2022

Kode H S	Uraian golongan barang	Berat bersih (Kg)		Nilai F.O.B. (U S \$)	
		Bulan ini	Kumulatif	Bulan ini	Kumulatif
(1)	(2)	(3)	(4)	(5)	(6)
21069069	Alcoholic preparations of a kind used for the making or for the manufacture of beverages, other than HS code 21069061-21069067	9	4.080	3	5.119
21069071	Food supplements based on ginseng	322	7.818	7.200	28.019
21069072	Food supplements, other than based on ginseng	583.118	3.829.567	6.962.421	46.041.344
21069081	Food preparations for lactase deficient infants or young children	3.974	29.839	27.748	176.612
21069089	Food preparations for use by infants or young children, other than preparations for lactase deficient infants or young children	8.236	55.877	34.871	247.469
21069091	Food preparation, mixtures of chemicals with foodstuffs or other substances with nutritive value, of a kind used for food processing	143.394	1.461.964	542.420	4.369.005
21069092	Flavoured or coloured syrups	124.090	1.249.326	124.600	1.623.278
21069093	Coconut milk, whether or not powdered	12.703.485	50.204.463	20.499.060	81.567.910
21069095	Seri kaya	1.440	3.540	7.136	15.237
21069096	Other medical foods	95.111	529.142	970.991	5.461.849
21069097	Tempeh	42.180	346.396	130.552	1.024.858
21069098	Other flavouring preparations	604.933	4.271.659	5.614.493	37.401.054
21069099	Food preparations not elsewhere specified or included, other than HS code 21061000 to 21069098	5.930.147	80.349.873	9.434.931	137.607.197
22011010	Mineral waters	14.979.029	91.329.082	1.723.787	9.812.112
22011020	Aerated waters	375	75.064	835	94.864
22019090	Waters, not containing added sugar or other sweetening matter nor flavoured, other than mineral waters, aerated waters, ice and snow	62.986	1.180.760	51.227	560.097
22021020	Energy drink whether or not aerated	178.669	499.856	128.108	389.921
22021030	Other sparkling mineral waters or aerated waters, flavoured	368.775	5.507.200	278.859	3.962.941
22021090	Waters, containing added sugar or other sweetening matter or flavoured, other than HS code 22021020 to 22021030	2.679.330	22.044.635	1.754.965	15.347.024
22029100	Non-alcoholic beer	832	5.403	5.143	30.073
22029910	Flavoured uht milk based drinks	94.960	1.563.702	117.661	1.964.118
22029920	Soya milk drinks	3.832	7.944	3.300	5.414
22029930	Coconut water based drinks	930.817	2.919.498	722.148	2.284.118
22029940	Coffee based drinks or coffee flavoured drinks	1.744.769	8.387.852	1.336.870	6.707.326
22029950	Non-aerated beverages ready for immediate consumption without dilution, other than hs 2202.91.00-2202.99.40	3.684.168	37.022.591	1.900.081	19.408.633
22029990	Other non-alcoholic beverages, not including fruit, nut or vegetable juices of heading 2009	1.303.739	6.273.444	2.888.732	11.861.454
22030011	Stout or porter, of an alcoholic strength by volume not exceeding 5.8 % vol	-	1.542	-	3.800
22030019	Stout or porter, of an alcoholic strength by volume exceeding 5.8 % vol	76.350	353.194	94.848	425.470
22030091	Beer made from malt other than stout or porter, including ale, of an alcoholic strength by volume not exceeding 5.8 % vol	13.860	117.358	6.242	58.821
22030099	Beer made from malt other than stout or porter, including ale, of an alcoholic strength by volume exceeding 5.8 % vol	724.548	5.963.563	564.703	4.615.715
22041000	Sparkling wine	866	14.694	13.385	97.071
22042111	Wine, of an alcoholic strength by volume not exceeding 15 % vol, in container holding 2 l or less	-	10	-	21
22042113	Wine, of an alcoholic strength by volume exceeding 15% vol but not exceeding 23% vol, in container holding 2 l or less	-	80	-	743
22042121	Grape must with fermentation prevented or arrested by the addition, of an alcoholic strength by volume not exceeding 15 % vol, in containers holding 2 l or less	-	0	-	10
22042122	Grape must with fermentation prevented or arrested by the addition, of an alcoholic strength by volume exceeding 15 % vol, in containers holding 2 l or less	12	57	40	440
22042211	Wine, of an alcoholic strength by volume not exceeding 15 % vol, in containers holding more than 2 l but not more than 10 l	-	6	-	15

Tabel 3 : Ekspor Indonesia menurut Komoditi (Kode HS 8 digit)

Agustus 2022

Kode H S	Uraian golongan barang	Berat bersih (Kg)		Nilai F.O.B. (U S \$)	
		Bulan ini	Kumulatif	Bulan ini	Kumulatif
(1)	(2)	(3)	(4)	(5)	(6)
22042213	Wine, of an alcoholic strength by volume exceeding 15% vol but not exceeding 23% vol, in containers holding more than 2 l but not more than 10 l	-	355	-	520
22042911	Wine, of an alcoholic strength by volume not exceeding 15 % vol, in containers holding more than 10 l	18	245	60	1.162
22042922	Grape must with fermentation prevented or arrested by the addition, of an alcoholic strength by volume exceeding 15 % vol, in container holding>10 l	2.700	2.700	13.025	13.025
22043010	Grape must other than fermentation prevented or arrested by the addition of alcohol, of an alcoholic strength by volume not exceeding 15 % vol	-	254	-	1.061
22060010	Cider or perry	4.440	61.482	2.808	59.066
22060039	Coconut palm toddy, other than in container holding 2 l or less	-	805	-	3.874
22060050	Mead	-	242	-	375
22060060	Wines obtained by the fermentation of vegetables juices or of fruit juices, other than juice of fresh grapes	-	0	-	10
22060099	Other fermented beverages, mixtures of fermented beverages and mixtures of fermented beverages and non-alcoholic beverages, not elsewhere specified or included, other than HS code 22060010 to 22010091	15	35	49	405
22071000	Undenatured ethyl alcohol of an alcoholic strength by volume of 80 % vol or higher	5.446.198	32.748.836	6.136.177	36.600.208
22072011	Denatured ethyl alcohol of an alcoholic strength by volume exceeding 99 % vol	9.360	19.419	17.410	36.957
22072019	Denatured ethyl alcohol of an alcoholic strength by volume not exceeding 99 % vol	26.240	254.340	38.413	385.130
22072090	Ethyl alcohol and other spirits, denatured, of any strength, other than denatured ethyl alcohol including methylated spirits	-	79.376	-	124.813
22082090	Spirits obtained by distilling grape wine or grape marc, other than brandy	3	141.683	21	432.789
22083010	Whiskies, in containers holding more than 5 l	99	99	202	202
22083090	Whiskies, other than in containers holding more than 5 l	-	3	-	28
22084000	Rum and other spirits obtained by distilling fermented sugar- cane products	1	11	3	15
22085000	Gin and geneva	65	80	62	126
22086000	Vodka	15	284	27	1.962
22087010	Liqueurs and cordials, of an alcoholic strength by volume not exceeding 57 % vol	-	90.275	-	383.296
22089010	Medicated samsu of an alcoholic strength by volume not exceeding 40 % vol	-	44	-	367
22089040	Other samsu other than medicated samsu of an alcoholic strength by volume exceeding 40% vol	-	4	-	28
22089099	Undenatured ethyl alcohol of an alcoholic strength by volume of less than 80 % vol other than HS code 22082050 to 22089091, other than of an alcoholic strength by volume not exceeding 114 % vol	29.030	72.634	112.895	251.680
22090000	Vinegar and substitutes for vinegar obtained from acetic acid	9.294	67.551	7.952	36.156
23011000	Flours, meals and pellets, of meat or meat offal, greaves	-	72	-	121
23012010	Flours, meals and pellets of fish, with a protein content of less than 60% by weight	102.000	1.550.001	105.630	1.457.747
23012020	Flours, meals and pellets of fish, with a protein content of 60% or more by weight	907.938	5.405.362	1.045.302	6.029.861
23012090	Flours, meals and pellets, of crustaceans or molluscs or other aquatic invertebrates	251.000	2.253.336	125.838	1.593.595
23021000	Bran, sharps and other residues, whether or not in the form of pellets, derived from the sifting, milling or other working, of maize (corn)	1.704.060	7.083.160	310.083	1.259.159
23023010	Bran and pollard, whether or not in the form of pellets, derived from the sifting, milling or other working of wheat	73.545.620	396.459.407	19.486.818	98.992.333

Tabel 3 : Ekspor Indonesia menurut Komoditi (Kode HS 8 digit)

Agustus 2022

Kode H S	Uraian golongan barang	Berat bersih (Kg)		Nilai F.O.B. (U S \$)	
		Bulan ini	Kumulatif	Bulan ini	Kumulatif
(1)	(2)	(3)	(4)	(5)	(6)
23023090	Sharps and other residues, whether or not in the form of pellets, derived from the sifting, milling or other working of wheat, other than bran and pollard	16.080.500	80.431.543	4.392.463	21.615.834
23024010	Sharps and other residues, of rice, whether or not in the form of pellets, derived from the sifting, milling or other working	57.000	150.952	24.896	56.001
23024090	Sharps and other residues of other cereal other than of rice, whether or not in the form of pellet, derived from the sifting, milling or other working of cereal	53.000	589.090	22.625	219.164
23031010	Residues of starch manufacture and similar residues, of manioc (cassava) or sago	76.018	76.304	19.001	19.258
23031090	Residues of starch manufacture and similar residues, other than of manioc (cassava) or sago	306.000	5.090.297	81.918	1.808.433
23032000	Beet-pulp, bagasse and other waste of sugar manufacture	401.301	4.470.071	96.137	1.077.330
23040090	Oil-cake and other solid residues, whether or not ground or in the form of pellets, resulting from the extraction of soya- bean oil, other than defatted soya-bean flour and soya-bean meal	-	104	-	105
23050000	Oil-cake and other solid residues, whether or not ground or in the form of pellets, resulting from the extraction of ground-nut oil	-	4.200	-	6.930
23061000	Oil-cake and other solid residues, of cotton seeds, whether/not ground/in the form of pellets, resulting from the extraction of vegetable/microbial fats/oils, other than those of heading 2304 or 2305	48.000	463.000	23.400	198.200
23063000	Oil-cake and oth solid residues, of sunflower seeds, whether/not ground/in the form of pellets, resulting from the extraction of vegetable/microbial fats/oils, oth than those of heading 2304 or 2305	50	922	91	2.851
23064920	Oil-cake & oth solid residues, of other colza seeds, w.o.n ground/in the form of pellets, resulting from the extraction of vegetable/microbial fats/oils, oth than those of heading 2304 / 2305	-	40.000	-	16.434
23065000	Oil-cake and oth solid residues, of coconut or copra, whether/not ground/in the form of pellets, resulting from the extraction of vegetable/microbial fats/oils, oth than those of heading 2304 or 2305	26.196.028	182.177.184	5.482.182	35.480.545
23066010	Oil-cake & oth solid residues, of palm nuts or kernels, resulting from the extraction of vegetable/microbial fats/oils, oth than those of heading 2304 / 2305, ground or in the form of pellets	168.732.390	1.556.264.649	25.981.466	279.976.879
23066090	Oil-cake & oth solid residues, of palm nuts or kernels, resulting from the extraction of vegetable/microbial fats/oils, oth than those of heading 2304 / 2305, other than ground/in the form of pellets	359.561.992	1.837.081.530	65.191.030	465.377.988
23069010	Oil-cake & oth solid residues, of maize(corn) germ, w.o.n ground/in the form of pellets, resulting from the extraction of vegetable/microbial fats/oils, oth than those of heading 2304 / 2305	516.080	6.528.412	85.140	1.075.602
23069090	Oil-cake & oth solid residues, w.o.n ground/in the form of pellets, resulting from the extraction of vegetable/microbial fats/oils, oth than those of heading 2304 / 2305, other than HS code 23061000 to 23069010	156.267.706	558.260.632	141.977.390	579.732.596
23080000	Vegetable materials and waste,vegetable residues, whether or not in pellets form, used in animal feeding, not else specified	1.824.234	30.011.715	831.772	10.559.382
23091010	Dog or cat food, put up for retail sale, containing meat	-	17	-	50
23091090	Dog or cat food, put up for retail sale, not containing meat	422.947	1.715.236	653.528	2.596.222
23099011	Complete feed of a kind suitable for poultry	607.848	4.012.313	571.700	3.646.652
23099012	Complete feed of a kind suitable for swine	7.004.250	61.190.050	6.411.146	63.020.201
23099013	Complete feed of a kind suitable for prawns	12.000	18.834	9.097	23.757
23099014	Complete feed of a kind suitable for primates	-	249	-	4.970

Tabel 3 : Ekspor Indonesia menurut Komoditi (Kode HS 8 digit)

Agustus 2022

Kode H S	Uraian golongan barang	Berat bersih (Kg)		Nilai F.O.B. (U S \$)	
		Bulan ini	Kumulatif	Bulan ini	Kumulatif
(1)	(2)	(3)	(4)	(5)	(6)
23099019	Complete feed of a kind suitable for animal other than poultry,swine,prawns,primates	27.016	367.001	17.649	339.279
23099020	Premixes, feed supplements or feed additives	1.136.012	1.420.151	1.111.666	1.516.870
23099090	Preparations of a kind used in animal feeding, other than HS code 23091010 to 23099020	570.865	3.741.038	601.938	4.089.940
24011010	Tobacco, not stemmed/stripped, virginia type, flue-cured	-	36	-	204
24011020	Tobacco, not stemmed/stripped, virginia type, other than flue-cured	-	9.464	-	20.826
24011040	Tobacco, not stemmed/stripped, burley type	-	1.076	-	2.029
24011050	Tobacco, not stemmed/stripped, flue-cured, other than virginia and burley type	330.465	1.155.370	1.610.094	13.062.030
24011090	Tobacco, not stemmed/stripped, other than flue-cured, virginia and burley type	798.286	6.050.091	8.372.431	55.199.757
24012010	Tobacco, partly or wholly stemmed/stripped, virginia type, flue-cured	5.000	5.656.848	39.200	28.991.425
24012020	Tobacco, partly or wholly stemmed/stripped, virginia type, other than flue-cured	1.000	1.000	5.450	5.450
24012030	Tobacco, partly or wholly stemmed/stripped, oriental type	7.214	283.694	37.052	838.844
24012040	Tobacco, partly or wholly stemmed/stripped, burley type	-	837.212	-	3.008.566
24012050	Tobacco, partly or wholly stemmed/stripped, flue-cured, other than virginia, oriental, and burley type	613.749	2.387.118	7.353.183	25.378.436
24012090	Tobacco, partly or wholly stemmed/stripped, other than flue-cured, virginia, oriental, and burley type	2.129.923	11.380.479	8.892.880	64.935.258
24013010	Tobacco stems	236.978	650.270	657.916	2.043.923
24013090	Tobacco refuse, other than tobacco stems	23.375	547.769	224.838	8.783.097
24021000	Cigars, cheroots and cigarillos, containing tobacco	257.860	2.024.507	5.218.547	39.665.765
24022010	Cigarettes containing tobacco, beedies	-	4.348	-	60.624
24022020	Cigarettes containing tobacco, clove cigarettes	1.302.291	10.447.837	18.145.859	134.776.807
24022090	Cigarettes containing tobacco, other than beedies and clove cigarettes	7.783.523	53.846.568	63.840.850	447.049.484
24029010	Cigars, cheroots and cigarillos of tobacco substitutes	-	2	-	1
24029020	Cigarettes of tobacco substitutes	25.370	63.356	2.783.118	3.090.151
24031110	Water pipe tobacco specified in subheading note 1 to this chapter, packed for retail sale	118	238	869	2.309
24031190	Water pipe tobacco specified in subheading note 1 to this chapter, other than packed for retail sale	6.721	14.508	20.190	45.893
24031911	Ang hoon, packed for retail sale	-	6.560	-	51.349
24031919	Smoking tobacco, w.o.n containing tobacco substitutes in any proportion, packed for retail sale, other than ang hoon and water pipe tobacco	24.422	222.344	558.075	4.612.932
24031920	Manufactured tobacco for the manufacture of cigarettes, other than ang hoon and water pipe tobacco	434.855	3.549.638	3.325.734	27.471.528
24031999	Smoking tobacco, w.o.n containing tobacco substitutes in any proportion, packed not for retail sale, other than ang hoon and water pipe tobacco	79.073	705.487	1.301.717	11.950.823
24039190	"homogenised" or "reconstituted tobacco", other than packed for retail sale	61.620	294.225	620.186	3.950.516
24039910	Tobacco extracts and essences	1.062	4.182	5.258	52.417
24039940	Snuff, whether or not dry	2	14	437	3.062
24039950	Chewing and sucking tobacco	2	1.002	11	2.541
24039990	Manufactured tobacco and manufactured tobacco substitutes, other than HS code 24031110 to 24039950	165.146	1.266.995	1.198.565	9.450.296
24041100	Products intended for inhalation without combustion, containing tobacco or reconstituted tobacco	-	8	-	11
24041210	E-cigarette liquid or gel	234.750	469.225	27.323.361	55.827.610
24041290	Products intended for inhalation without combustion, containing nicotine, other than e-cigarette liquid or gel	1	3	178	243
24049190	Products intended for inhalation without combustion, for oral application, other than nicotine chewing gum	-	120	-	1.001
25010010	Table salt	22.939	158.915	4.658	53.993
25010020	Unprocessed rock salt	-	3.579	-	7.110
25010050	Sea water	5.000	7.833	3.214	7.104

Tabel 3 : Ekspor Indonesia menurut Komoditi (Kode HS 8 digit)

Agustus 2022

Kode H S	Uraian golongan barang	Berat bersih (Kg)		Nilai F.O.B. (U S \$)	
		Bulan ini	Kumulatif	Bulan ini	Kumulatif
(1)	(2)	(3)	(4)	(5)	(6)
25010091	Salt with sodium chloride content more than 60 % but less than 97%, calculated on a dry basis, fortified with iodine	-	425	-	170
25010093	Salt with sodium chloride content 97 % or more, calculated on a dry basis	-	9.501	-	5.154
25010099	Salt (including table salt and denatured salt) and pure sodium chloride, w.o.n in aqueous solution or containing added anti-caking or free-flowing agents other than HS code 25010010 to 25010093	2.530	6.249	1.065	5.610
25030000	Sulphur of all kinds, other than sublimed sulphur, precipitated sulphur and colloidal sulphur	-	12.450	-	11.650
25041000	Natural graphite, in powder or in flakes	-	60	-	61
25051000	Silica sands and quartz sands	-	383.152.158	-	7.657.092
25062000	Quartzite	-	28	-	3
25070000	Kaolin and other kaolinic clays, whether or not calcined	9.454.445	108.307.080	1.107.315	9.378.491
25084090	Clays(excl expanded clays), other than bentonite, fire-clay, fuller's earth	-	10.000	-	1.681
25090000	Chalk	2	349	2	2.661
25102010	Natural calcium phosphates, natural aluminium calcium phosphates and phosphatic chalk, ground, apatite	-	10	-	3
25120000	Siliceous fossil meals (for example, kieselguhr, tripolite and diatomite) and similar siliceous earths, whether or not calcined, of an apparent specific gravity of 1 or less	29	29	59	59
25131000	Pumice stone	11.556.471	71.931.325	740.649	4.817.890
25132000	Emery, natural corundum, natural garnet and other natural abrasives	216.028	736.622	6.313	27.553
25140000	Slate, whether or not roughly trimmed or merely cut, by sawing or otherwise, into blocks or slabs of a rectangular (including square) shape	360.900	1.046.292	41.822	142.765
25151210	Marble and travertine, merely cut, by sawing or otherwise, into blocks of a rectangular (including square) shape	967.281	9.548.785	121.669	1.303.038
25152000	Ecaussine and other calcareous monumental or building stone, alabaster	-	42.335	-	6.084
25162010	Sandstone, crude or roughly trimmed	-	2.655	-	735
25162020	Sandstone, merely cut, by sawing or otherwise, into blocks or slabs of a rectangular (including square) shape	11.655	43.742	2.420	12.725
25169000	Porphyry, basalt, and other monumental or building stone, other than HS code 25161100 to 25162020	214.885	1.579.196	34.561	334.407
25171000	Pebbles, gravel, broken or crushed stone, of a kind commonly used for concrete aggregates, for road metalling or for railway or other ballast, shingle and flint, whether or not heat-treated	632.904.478	5.858.151.445	4.137.908	35.723.933
25173000	Tarred macadam	-	785	-	1.668
25174100	Granules, chippings and powder, of marble , whether or not heat-treated	13.188	44.229	3.838	9.211
25174900	Granules, chippings and powder, of stones of heading 2515 or 2516, other than marble, whether or not heat-treated	546.160	5.236.396	96.816	867.957
25181000	Dolomite, not calcined or sintered, including roughly trimmed or merely cut, by sawing or otherwise, into blocks or slabs of a rectangular (including square) shape	-	104.201	-	15.392
25182000	Calcined or sintered dolomite, including roughly trimmed or merely cut, by sawing or otherwise, into blocks or slabs of a rectangular (including square) shape	3	46.053	1	5.617
25199090	Magnesium oxide, whether or not pure, other than fused magnesia, dead-burned (sintered) magnesia	-	4.632	-	3.900
25202010	Plasters, of a kind suitable for use in dentistry	-	4	-	34
25202090	Plasters, not of a kind suitable for use in dentistry	1.011.940	3.585.944	180.533	631.638
25223000	Hydraulic lime	-	3.033	-	2.601
25231010	Cement clinkers, of a kind used in the manufacture of white cement	72.851.000	634.539.769	3.335.832	27.126.293
25231090	Cement clinkers, not of a kind used in the manufacture of white cement	394.707.621	4.485.066.421	16.095.927	175.859.780

Tabel 3 : Ekspor Indonesia menurut Komoditi (Kode HS 8 digit)

		Agustus 2022			
Kode H S	Uraian golongan barang	Berat bersih (Kg)		Nilai F.O.B. (U S \$)	
		Bulan ini	Kumulatif	Bulan ini	Kumulatif
(1)	(2)	(3)	(4)	(5)	(6)
25232100	Portland cement, white cement, whether or not artificially coloured	2.432.435	19.315.217	309.021	2.356.368
25232910	Portland cement, coloured cement	60.850.391	331.021.211	2.631.382	14.475.864
25232990	Portland cement, other than white cement and coloured cement	76.444.857	692.185.569	3.962.704	34.172.339
25233000	Aluminous cement	-	36.490	-	37.170
25239000	Slag cement, supersulphate cement and similar hydraulic cements, whether or not coloured or in the form of clinkers	2.887.920	21.174.677	197.328	1.371.000
25252000	Mica powder	-	22	-	499
25253000	Mica waste	-	25	-	504
25262010	Natural steatite, whether or not roughly trimmed or merely cut, by sawing or otherwise, into blocks or slabs of a rectangular (including square) shape, talc powder	2.021	14.845	5.751	53.223
25262090	Natural steatite, whether or not roughly trimmed or merely cut, by sawing or otherwise, into blocks or slabs of a rectangular (including square) shape, crushed	2.000	7.197	2.040	36.297
25291010	Potash feldspar, soda feldspar	291.200	597.600	106.297	266.537
25293000	Leucite, nepheline and nepheline syenite	-	1	-	0
25301000	Vermiculite, perlite and chlorites, unexpanded	-	40.000	-	11.274
25302010	Kieserite	-	6.907.000	-	333.199
25309010	Micronized zircon sand (zirconium silicate) of a kind used as an opacifier	391.000	3.546.400	1.143.938	10.477.223
25309090	Mineral substances, other than HS code 25301000 to 25309010	19.839.451	47.106.517	660.815	1.907.568
26011190	Iron ores and concentrates, other than roasted iron pyrites, non-agglomerated, other than haematite and concentrates	-	1.286.165.000	-	23.127.008
26011290	Iron ores and concentrates, other than roasted iron pyrites, agglomerated, other than haematite and concentrates	-	360.962.000	-	35.598.452
26030000	Copper ores and concentrates	263.934.077	1.974.225.549	754.055.876	6.109.564.682
26040000	Nickel ores and concentrates	-	492	-	29
26060000	Aluminium ores and concentrates	869.187.645	13.686.187.990	33.614.444	462.687.526
26070000	Lead ores and concentrates	1.868.180	8.558.480	2.364.864	13.188.597
26080000	Zinc ores and concentrates	3.598.700	18.923.600	3.860.794	20.824.521
26090000	Tin ores and concentrates	-	55	-	36
26151000	Zirconium ores and concentrates	8.249.450	61.287.190	19.445.361	148.460.715
26169000	Precious metal ores and concentrates, other than silver ores	32	216	26	260
26180000	Granulated slag (slag sand) from the manufacture of iron or steel	9.210.000	218.050.040	294.720	6.873.528
26190000	Slag, dross (other than granulated slag), scalings and other waste from the manufacture of iron or steel	-	64.974.856	-	2.940.839
26201100	Slag, ash and residues (other than from the manufacture of iron or steel), containing mainly zinc, hard zinc spelter	35.000	267.431	76.829	690.349
26201900	Slag, ash and residues (other than from the manufacture of iron or steel), containing mainly zinc, other than hard zinc spelter	4.145.596	34.298.898	5.087.961	35.016.444
26203000	Slag, ash and residues (other than from the manufacture of iron or steel), containing mainly copper	33.000	102.000	63.542	194.348
26211000	Ash and residues from the incineration of municipal waste	-	2.800	-	1.960
26219090	Other slag and ash, including seaweed ash (kelp) not elsewhere classified in chapter 26, other than crude potassium salts obtained in the sugar industry from residues of beet molasses	125.000	1.698.280	39.875	404.510
27011100	Anthracite, whether or not pulverised, but not agglomerated	288.000.000	945.348.000	84.248.000	240.134.173
27011210	Bituminous coal, whether or not pulverised, but not agglomerated, coking coal	1.889.400.000	11.501.231.225	545.937.480	2.946.524.576
27011290	Bituminous coal, whether or not pulverised, but not agglomerated, other than coking coal	3.124.532.462	22.616.907.774	535.655.485	3.914.270.273
27011900	Coal, whether or not pulverised, but not agglomerated, other than anthracite and bituminous	27.478.612.397	201.880.055.230	3.241.916.149	23.190.272.070
27021000	Lignite, whether or not pulverised, but not agglomerated	10.173.807.715	58.472.263.582	713.417.773	4.268.633.348
27040010	Coke and semi-coke of coal	52.000.316	148.637.032	19.810.119	46.040.629

Tabel 3 : Ekspor Indonesia menurut Komoditi (Kode HS 8 digit)

Agustus 2022

Kode H S	Uraian golongan barang	Berat bersih (Kg)		Nilai F.O.B. (U S \$)	
		Bulan ini	Kumulatif	Bulan ini	Kumulatif
(1)	(2)	(3)	(4)	(5)	(6)
27060000	Tar distilled from coal, from lignite or from peat, and other mineral tars, whether or not dehydrated or partially distilled, including reconstituted tars	4.014.570	64.324.028	2.098.616	31.985.603
27071000	Benzol (benzene)	-	18.120.258	-	15.002.252
27073000	Xylol (xylenes)	-	32.603.045	-	28.793.685
27074000	Naphthalene	54.000	1.098.000	28.345	624.212
27075000	Oth aromatic hydrocarbon mixtures of which 65 %/more by volume (incl losses) distils at 250°C by the ISO 3405 method (equivalent to the astm d 86 method) other than benxol, toluol, xylol, naphthalene	-	5.478.488	-	5.183.713
27079990	Oils and other products of the distillation of high temperature coal tar, other than HS code 27071000 to 27079010	-	150.031.345	-	127.349.963
27090010	Crude petroleum oils	159.628.321	1.417.095.340	133.898.291	1.045.982.400
27090020	Condensates	-	18	-	8
27090090	Petroleum oils obtained from bituminous minerals other than crude petroleum oils and condensates	-	30	-	100
27101229	Motor spirit, unleaded, of below RON 90, blended other than ethanol	35.108.200	71.142.249	34.727.619	70.252.974
27101240	Tetrapropylene	-	3	-	63
27101250	White spirit	-	19.200	-	25.076
27101260	Low aromatic solvents containing by weight less than 1 % aromatic content	-	53.680	-	68.302
27101270	Solvent spirits containing by weight more than 1 % aromatic content	-	2	-	62
27101291	Alpha olefins	-	5.501.635	-	6.609.515
27101292	Petroleum spirit, having a flash point of less than 23°C	17.016	17.016	20.571	20.571
27101299	Petroleum spirit, having a flash point of more than 23°C	20	769	35	1.157
27101920	Topped crudes	500	124.205	3.340	230.066
27101930	Carbon black feedstock	-	86.193	-	228.576
27101941	Lubricating oil feedstock	8.005.414	190.810.198	10.590.690	247.237.108
27101942	Lubricating oils for aircraft engines	34.980	130.522	19.231	83.920
27101944	Lubricating greases	7.842	74.005	12.290	220.326
27101945	Lubricating oils for textile	-	42.223	-	140.679
27101946	Lubricating oils other than HS 27101941 to 27101946	1.596.729	42.457.125	3.763.464	61.182.375
27101950	Hydraulic brake fluid	998	3.861	1.074	13.547
27101960	Transformer and circuit breakers oils	68.000	72.753	126.254	139.284
27101971	Automotive diesel fuel	34.695.625	244.254.203	39.730.662	220.204.646
27101979	Fuel oils	266.492.273	1.752.032.890	198.555.155	1.401.457.962
27101981	Aviation turbine fuel (jet fuel) having a flash point of 23°C or more	167.580	1.061.340	178.980	1.102.266
27101989	Other medium oils and preparations	5	7.226	8	25.301
27101990	Petroleum oil&oil obtain from bituminous mineral oth than crude&preparation n.e.s/incl,cont by weight ≥70% of oils mention before, these oils being the basic constituents of the preparations, not cont biodiesel&oth than waste oils, oth than hs 27101211-27101989	34.354.395	125.820.851	27.810.078	110.882.076
27102000	Petroleum oil&oil obtain from bituminous mineral oth than crude&preparations n.e.s/incl, cont by weight≥70% of oil mention before,these oil being the basic constituent of the preparation, cont biodiesel, oth than waste oil	-	24.232.979	-	18.029.918
27109900	Waste oils, other than containing polychlorinated biphenyls (PCBs), polychlorinated terphenyls (PCTs) or polybrominated biphenyls (PBBs)	1	42.835	1	115.094
27111100	Liquefied, natural gas	1.113.679.052	6.961.756.758	801.248.051	4.023.025.273
27111300	Liquefied, butanes	-	1	-	4
27111490	Liquefied, propylene, butylene and butadiene	19.750.819	27.650.344	15.990.480	23.168.524
27111900	Petroleum gases and other gaseous hydrocarbons, other than HS code 27111100 to 27111300	21.600	130.100	22.801	171.549
27112190	Natural gas, in gaseous state, other than of a kind used as a motor fuel	396.704.187	3.544.581.304	273.706.435	2.303.042.438

Tabel 3 : Ekspor Indonesia menurut Komoditi (Kode HS 8 digit)

Agustus 2022

Kode H S	Uraian golongan barang	Berat bersih (Kg)		Nilai F.O.B. (U S \$)	
		Bulan ini	Kumulatif	Bulan ini	Kumulatif
(1)	(2)	(3)	(4)	(5)	(6)
27112900	Petroleum gases and other gaseous hydrocarbons, in gaseous state , other than natural gas	-	321	-	430
27121000	Petroleum jelly	-	75.847	-	148.442
27122000	Paraffin wax containing by weight less than 0.75 % of oil	-	2.002	-	5.566
27129010	Paraffin wax containing by weight more than 0.75 % of oil	172.550	1.937.697	208.092	2.363.628
27129090	Microcrystalline petroleum wax, slack wax, ozokerite, lignite wax, peat wax, other mineral waxes, and similar products obtained by synthesis or by other processes, whether or not coloured	739.289	6.808.501	808.090	6.933.994
27131100	Petroleum coke, not calcined	19.225.569	103.295.408	13.468.708	47.959.974
27131200	Petroleum coke, calcined	5.596.307	45.122.770	5.541.117	31.453.558
27132000	Petroleum bitumen	-	7.101.374	-	3.772.173
27139000	Other residues of petroleum oils or of oils obtained from bituminous minerals, other than petroleum coke and petroleum bitumen	213.259.472	1.761.126.795	126.102.376	1.207.852.700
27141000	Bituminous or oil shale and tar sands	-	74.481	-	27.382
27149000	Bitumen and asphalt, natural, asphaltites and asphaltic rocks	55.000.011	58.036.194	1.650.009	3.208.484
27150010	Polyurethane tar coatings	25	68	52	122
27150090	Bituminous mixtures based on natural asphalt, on natural bitumen, on petroleum bitumen, on mineral tar/on mineral tar pitch (example, bituminous mastics, cut- backs), oth than polyurethane tar coatings	1.213	8.595	10.014	33.778
28011000	Chlorine	3.247	4.871	6.816	11.266
28012000	Iodine	1.850	12.850	92.500	579.500
28013000	Fluorine, bromine	-	4	-	1.000
28020000	Sulphur, sublimed or precipitated, colloidal sulphur	-	2.367.868	-	638.185
28030020	Acetylene black	7	448	10	637
28030041	Carbon blacks of a kind used for rubber processing, other than acetylene black	980.352	9.797.842	1.879.158	16.330.345
28030049	Carbon blacks not of a kind used for rubber processing, other than acetylene black	-	80.578	-	1.791
28030090	Carbon (carbon blacks and other forms of carbon not elsewhere specified or included), other than acetylene black and carbon blacks	54	99.457	19	67.949
28041000	Hydrogen	1.920	80.782	139	126.389
28042100	Rare gases, argon	339.110	2.059.730	147.041	880.249
28042900	Rare gases, other than argon	10.638	223.748	74.195	1.892.619
28043000	Nitrogen	1.800	33.514	130	10.603
28044000	Oxygen	26.105	406.333	2.468	198.098
28046100	Silicon, containing by weight not less than 9999 % of silicon	6	56	180	880
28046900	Silicon, other than containing by weight not less than 9999 % of silicon	304	680	3.558	8.067
28051100	Alkali or alkaline-earth metals, sodium	50	201	590	2.362
28051200	Alkali or alkaline-earth metals, calcium	-	3.010	-	283
28054000	Mercury	-	110.670	-	607
28062000	Chlorosulphuric acid	7	7	67	67
28080000	Nitric acid, sulphonitic acids	650	5.817	4.255	13.606
28092032	Food grade, phosphoric acid	-	280	-	980
28092099	Phosphoric acid and polyphosphoric acids, non food grade, other than hypophosphoric acid and phosphoric acid	-	300	-	5.098
28100010	Oxides of boron	4	6	15	23
28111100	Hydrogen fluoride (hydrofluoric acid)	-	2.100	-	1.002
28111200	hydrogen cyanide (hydrocyanic acid)	-	420	-	714
28111920	Aminosulphonic acid (sulphamic acid)	1.143.378	7.727.874	1.668.631	10.968.932
28111990	Other inorganic acids, other than HS code 28111100 to 28111920	2	38	2	67
28112100	Carbon dioxide	188.933	212.081	43.074	48.973
28112210	Silicon dioxide, in powder form	632.054	5.921.789	1.263.494	10.594.404
28112290	Silicon dioxide, other than in powder form	527.048	4.012.012	711.736	5.454.952
28121200	Phosphorus oxychloride	89.150	113.190	223.296	290.608

Tabel 3 : Ekspor Indonesia menurut Komoditi (Kode HS 8 digit)

Agustus 2022

Kode H S	Uraian golongan barang	Berat bersih (Kg)		Nilai F.O.B. (U S \$)	
		Bulan ini	Kumulatif	Bulan ini	Kumulatif
(1)	(2)	(3)	(4)	(5)	(6)
28129000	Halides and halide oxides of non-metals, other than chlorides and chloride oxides	6.000	6.000	48.000	48.000
28131000	Carbon disulphide	-	1.430.520	-	917.390
28141000	Anhydrous ammonia	140.707.029	1.330.813.031	122.953.995	1.207.936.415
28151100	Sodium hydroxide (caustic soda), solid	-	811.430	-	710.533
28151200	Sodium hydroxide (caustic soda), in aqueous solution (soda lye or liquid soda)	2.479.999	57.802.840	1.458.561	29.827.321
28152000	Potassium hydroxide (caustic potash)	7	7	114	114
28153000	Peroxides of sodium or potassium	-	12	-	600
28161000	Hydroxide and peroxide of magnesium	-	300	-	300
28170010	Zinc oxide	738.000	6.115.709	2.363.679	21.607.666
28181000	Artificial corundum, whether or not chemically defined	990	1.016	2.938	3.120
28182000	Aluminium oxide, other than artificial corundum	189.699.352	1.422.394.402	69.097.805	563.014.058
28183000	Aluminium hydroxide	8.312.033	54.573.977	2.535.913	14.855.715
28201000	Manganese dioxide	-	275.000	-	199.375
28209000	Manganese oxides, other than manganese dioxide	-	215.000	-	129.684
28211000	Iron oxides and hydroxides	61.083	820.234	16.728	351.413
28212000	Earth colours containing 70 % or more by weight of combined iron evaluated as Fe2O3	-	2.075	-	2.163
28230000	Titanium oxides	917.000	2.924.000	930.944	2.700.770
28251000	Hydrazine and hydroxylamine and their inorganic salts	19.600	275.200	87.469	1.152.995
28255000	Copper oxides and hydroxides	-	105.500	-	160.375
28257000	Molybdenum oxides and hydroxides	1	1	1	1
28258000	Antimony oxides	-	15.300	-	147.951
28259000	Hydrazine and hydroxylamine and their inorganic salts, other inorganic bases, other metal oxides, hydroxides and peroxides, other than hs code 28251000 to 28258000	640.000	7.546.830	60.880	1.680.422
28261200	Fluorides, of aluminium	700.000	3.461.025	766.500	3.574.863
28261900	Fluorides, other than of aluminium	-	1.174	-	8.632
28269000	Fluorosilicates, fluoroaluminates and other complex fluorine salts, other than fluorides and sodium hexafluoroaluminate	-	2.101	-	14.758
28271000	Ammonium chloride	-	1.038.075	-	273.911
28272010	Calcium chloride, containing 73 % - 80 % by weight	-	100	-	150
28272090	Calcium chloride, containing < 73 % and > 80 % by weight	78.181	801.092	224.837	2.368.457
28273100	Chlorides other than ammonium chloride and calcium chloride, of magnesium	-	1	-	6
28273200	Chlorides other than ammonium chloride and calcium chloride, of aluminium	204.879	1.764.539	149.117	1.239.786
28273920	Chlorides other than ammonium chloride and calcium chloride, of iron	3	846	106	2.591
28273930	Chlorides other than ammonium chloride and calcium chloride, of zinc	3	3	0	0
28273990	Chlorides other than ammonium chloride and calcium chloride, other than HS code 28271000 to 28273990	-	0	-	0
28274100	Chloride oxides and chloride hydroxides, of copper	9.624	38.544	66.406	299.368
28274900	Chloride oxides and chloride hydroxides, other than of copper	32.220	524.441	24.822	312.758
28275900	Bromides and bromide oxides, other than bromides of sodium or of potassium	52.831	54.034	74.980	94.181
28281000	Commercial calcium hypochlorite and other calcium hypochlorites	-	706	-	562
28289010	Sodium hypochlorite	-	248	-	136
28289090	Hypochlorites, other than sodium hypochlorite, chlorites, hypobromites	20	1.079	363	1.245
28291100	Chlorates, of sodium	-	50	-	307
28299010	Sodium perchlorate	-	35	-	35
28299090	Perchlorates other than sodium, bromates and perbromates, iodates and periodates	-	9.120	-	16.122
28311000	Dithionites and sulphonylates, of sodium	-	440	-	4.620
28321000	Sodium sulphites	7.400	440.721	4.387	62.827
28323000	Thiosulphates	-	4.451	-	4.021

Tabel 3 : Ekspor Indonesia menurut Komoditi (Kode HS 8 digit)

Agustus 2022

Kode H S	Uraian golongan barang	Berat bersih (Kg)		Nilai F.O.B. (U S \$)	
		Bulan ini	Kumulatif	Bulan ini	Kumulatif
(1)	(2)	(3)	(4)	(5)	(6)
28331100	Disodium sulphate	996.000	26.588.961	159.294	2.588.473
28331900	Sodium sulphates , other than disodium sulphate	1.440.000	18.673.003	155.618	1.784.759
28332100	Sulphates of magnesium	1	2.652	1	1.991
28332210	Sulphates of aluminium, commercial grade	40.000	540.002	9.300	107.332
28332290	Sulphates of aluminium, not commercial grade	3.221.000	24.107.226	668.775	4.628.367
28332500	Sulphates of copper	-	23.955	-	70.068
28332700	Sulphates of barium	1.500	1.501	1.995	2.021
28332940	Sulphates of zinc	-	2	-	1
28333000	Alums	-	8.830	-	18.503
28334000	Peroxosulphates (persulphates)	-	4.900	-	15.014
28342100	Nitrates, of potassium	2	2	1	1
28352200	Phosphates, of mono or disodium	2.500	5.751	10.452	23.335
28352400	Phosphates, of potassium	-	2.979	-	14.184
28352590	Calcium hydrogenorthophosphate ("dicalcium phosphate"), other than feed grade	-	100.490	-	146.125
28352600	Phosphates of calcium other than calcium hydrogenorthophosphate	125	42.575	235	9.476
28352910	Phosphates, of trisodium	540	3.433	613	9.482
28352990	Phosphates, other than HS code 28352200 to 28352910	-	1.200	-	4.187
28353110	Sodium triphosphate (sodium tripolyphosphate), food grade	20	35	371	381
28353190	Sodium triphosphate (sodium tripolyphosphate), other than food grade	21.000	123.590	38.640	217.502
28353990	polyphosphates, other than sodium triphosphate (sodium tripolyphosphate) and tetrasodium pyrophosphate	12.000	12.520	62.359	66.489
28362000	Disodium carbonate	1.011.036	5.060.190	391.825	2.249.842
28363000	Sodium hydrogencarbonate (sodium bicarbonate)	12.000	12.740	35.988	40.178
28364000	Potassium carbonates	3.770	14.580	3.933	14.836
28365010	Calcium carbonate, food or pharmaceutical grade	-	46.000	-	23.090
28365090	Calcium carbonate, other than food or pharmaceutical grade	212.000	3.778.841	56.572	1.517.930
28366000	Barium carbonate	-	25.000	-	16.926
28369910	Commercial ammonium carbonate	-	28.025	-	91.481
28391100	Sodium metasilicates	30	30	182	182
28391920	Sodium orthosilicate, sodium pyrosilicate	1.941.000	11.222.987	793.414	4.282.969
28391990	Silicates of sodium, other than sodium orthosilicate and sodium pyrosilicate	624.000	5.134.003	238.225	1.800.580
28399000	Silicates, commercial alkali metal silicates, other than sodium	-	164.552	-	108.230
28401900	Disodium tetraborate (refined borax), other than anhydrous	-	194.610	-	94.580
28402000	Borates, peroxoborates (perborates), other than disodium tetraborate (refined borax)	-	19.800	-	20.658
28417000	Molybdates	-	1	-	432
28421000	Double or complex silicates, including aluminosilicates whether or not chemically defined	47.934	454.304	2.397	27.723
28432900	Silver compounds, other than silver nitrate	6.200	40.800	13.044	92.876
28433000	Gold compounds	20	96	809.887	4.074.676
28439000	Compounds, other than silver and gold, amalgams of precious metals	-	0	-	13
28443010	Uranium depleted in U 235 and its compounds, thorium and its compounds	-	4	-	2.622
28444100	Tritium and its compounds, alloys, dispersions (including cermet), ceramic products and mixtures containing tritium or its compounds	370	370	648	648
28444300	Other radioactive elements and isotopes and compounds, other alloys, dispersions (including cermet), ceramic products and mixtures containing these elements, isotopes or compounds	2	651	80	55.706
28444400	Radioactive residues	324	3.365	1.658	61.279
28454000	Helium-3	-	12.561	-	26.894
28459000	Isotopes other than those of heading 2844, compounds, inorganic or organic, of such isotopes, whether or not chemically defined, other than HS code 28451000 to 28454000	-	1.080	-	19.440

Tabel 3 : Ekspor Indonesia menurut Komoditi (Kode HS 8 digit)

Agustus 2022

Kode H S	Uraian golongan barang	Berat bersih (Kg)		Nilai F.O.B. (U S \$)	
		Bulan ini	Kumulatif	Bulan ini	Kumulatif
		(1)	(2)	(3)	(4)
28470010	Hydrogen peroxide, whether or not solidified with urea, in liquid form	492	162.972	2.002	122.408
28470090	Hydrogen peroxide, whether or not solidified with urea, not in liquid form	1.233.493	10.490.816	1.231.183	6.362.891
28491000	Carbides of calcium, whether or not chemically defined	210.000	2.974.000	136.500	1.988.320
28492000	Carbides of silicon, whether or not chemically defined	-	411	-	3.393
28499000	Carbides other than calcium and silicon, whether or not chemically defined	2	2	264	385
28539010	Deminerallized waters	-	540	-	528
28539090	Phosphides, w.o.n chemically define, excl ferrophosphorus, oth inorganic compounds (incl distilled/conductivity water & water of similar purity), liquid air (w.o.n rare gases have been remove), compress air, amalgams, oth than amalgams of precious metals, oth than hs code 28529010-28529020	989	13.510	1.401	18.152
29011000	Acyclic hydrocarbons, saturated	-	16.890	-	22.717
29012100	Ethylene, unsaturated	-	2.900.252	-	3.558.300
29012300	Butene (butylene) and isomers thereof, unsaturated	2.820.247	59.632.852	2.418.418	56.716.336
29012400	Buta-1,3-diene and isoprene, unsaturated	38	14.500.585	888	17.060.999
29012910	Acetylene, unsaturated	757	937	772	830
29012990	Acyclic hydrocarbons, unsaturated, other than HS code 29012100 to 29012990	326	4.602	9.558	43.654
29021100	Cyclohexane	-	954	-	2.106
29021900	Cyclanes, cyclenes & cycloterpenes, other than cyclohexane	300.000	1.206.711	840.000	4.527.703
29022000	Benzene	12.001.346	91.119.457	11.290.453	98.429.883
29024300	P-Xylene	-	31.275.917	-	33.064.899
29024400	Mixed xylene isomers	-	1.805	-	8.332
29025000	Styrene	3.472.637	5.413.701	3.870.629	6.516.109
29029020	Alkylbenzenes other than Dodecylbenzene	-	51	-	448
29029090	Cyclic hydrocarbons, other than HS 29021100-29029020	100.278	446.731	360.036	1.582.187
29031110	Chloromethane (methyl chloride)	-	50	-	277
29031200	Dichloromethane (methylene chloride)	1.182	4.462	937	4.221
29031500	Ethylene dichloride (ISO) (1,2-dichloroethane)	20.693.249	213.171.840	7.997.788	131.860.120
29031990	Saturated chlorinated derivatives of acyclic hydrocarbons, other than HS 29031110-29031920	-	4	-	2.161
29032100	Vinyl chloride (chloroethylene)	6.408.318	72.812.703	4.325.810	81.926.467
29032200	Trichloroethylene	-	67.200	-	288.288
29034200	Difluoromethane (HFC-32)	-	1.064	-	38.625
29034500	1,1,1,2-Tetrafluoroethane (HFC-134a) and 1,1,2,2- tetrafluoroethane (HFC-134)	-	1.235	-	176.514
29034700	1,1,1,3,3-Pentafluoropropane (HFC-245fa) and 1,1,2,2,3-pentafluoropropane (HFC-245ca)	300	1.400	3.000	14.000
29037100	Chlorodifluoromethane (HCFC-22)	-	882	-	3.588
29037400	Chlorodifluoroethanes (HCFC-142, 142b)	50	50	13	13
29037900	Halogenated derivatives of acyclic hydrocarbons containing two or more different halogens, other than HS 29037100-29037800	140	175	140	455
29039900	Halogenated derivatives of aromatic hydrocarbons, other than HS 29039100-29039400	-	2	-	202
29041000	Derivatives containing only sulpho groups, their salts and ethyl esters	-	182.202	-	311.606
29051100	Methanol (methyl alcohol)	2.308.016	23.363.879	693.842	7.725.938
29051200	Propan-1-ol (propyl alcohol) and propan-2-ol (isopropyl alcohol)	25	9.559	67	22.778
29051300	Butan-1-ol (n-butyl alcohol)	-	7.165.841	-	13.264.810
29051400	Other butanols	13.530	5.883.945	16.209	5.611.030
29051600	Octanol (octyl alcohol) and isomers thereof	811.476	53.254.328	4.973.589	97.428.408
29051700	Dodecan-1-ol (lauryl alcohol), hexadecan-1-ol (cetyl alcohol) and octadecan-1-ol (stearyl alcohol)	6.620.444	43.044.914	16.804.016	112.756.955
29051900	Saturated monohydric alcohols, other than HS 29051100-29051700	630.519	6.420.419	3.801.260	28.782.935
29052200	Acyclic terpene alcohols	9	18.177	193	129.458

Tabel 3 : Ekspor Indonesia menurut Komoditi (Kode HS 8 digit)

Agustus 2022

Kode H S	Uraian golongan barang	Berat bersih (Kg)		Nilai F.O.B. (U S \$)	
		Bulan ini	Kumulatif	Bulan ini	Kumulatif
(1)	(2)	(3)	(4)	(5)	(6)
29052900	Unsaturated monohydric alcohols other than acyclic terpene alcohols	16.933	210.710	87.710	947.349
29053100	Ethylene glycol (ethanediol)	110.076	1.538.274	111.719	1.376.868
29053200	Propylene glycol (propane1,2diol)	34.446	248.174	20.453	62.672
29053900	Diols other than ethylene glycol (ethanediol) & propylene glycol (propane 1, 2 diol)	-	21.226	-	72.512
29054200	Pentaerythritol	-	2.000	-	14.800
29054300	Mannitol	-	25	-	117
29054400	D-glucitol (sorbitol)	4.381.784	30.556.542	3.889.694	24.807.168
29054500	Glycerol	80.335.410	477.407.008	94.591.384	696.745.721
29054900	Polyhydric alcohols, other than HS 29054100-29054500	31	27.067	10	53.337
29055900	Halogenated, sulphonated, nitrated or nitrosated derivatives of acyclic alcohols, other than Ethchlorvynol	-	3.740	-	2.468
29061100	Menthol	-	13.190	-	246.172
29061900	Cyclanic, cyclenic or cycloterpenic, other than Menthol, Cyclohexanol, methylcyclohexanols and dimethylcyclohexanols, Sterols and inositols	53	2.123	1.883	232.304
29062100	Benzyl alcohol	200	6.920	970	18.375
29062900	Cyclic alcohol, aromatic, other than Benzyl alcohol	100	5.385	5.652	35.839
29071100	Phenol (hydroxybenzene) and its salts	35.959	179.420	400.579	2.018.767
29071300	Octylphenol, nonylphenol and their isomers, salts thereof	66.150	1.753.004	147.630	3.610.809
29071900	Monophenols, other than HS 29071100-29071500	500	3.602	4.950	34.596
29072200	Hydroquinone (quinol) and its salts	-	800	-	12.518
29072300	4,4'-Isopropylidenediphenol (bisphenol A, diphenylolpropane) and its salts	24.000	264.000	63.628	693.132
29072910	Phenol-alcohols	45	45	1.299	1.299
29072990	Polyphenols, other than HS 29072100-29072300	2.000	4.000	30.000	45.700
29089900	Halogenated, sulphonated, nitrated or nitrosated derivatives of phenols or phenol-alcohols, other than HS 29081100-29089200	40.600	385.001	78.202	755.525
29091900	Acyclic ethers and their halogenated, sulphonated, nitrated or nitrosated derivatives, other than Diethyl ether	-	21.930.930	-	21.774.940
29093000	Aromatic ethers and their halogenated, sulphonated, nitrated or nitrosated derivatives	23.126	267.833	360.554	5.612.876
29094100	2,2'-Oxydiethanol (diethylene glycol, digol)	42.070	365.574	43.725	378.578
29094300	Monobutyl ethers of ethylene glycol or of diethylene glycol	-	4	-	4
29094400	Monoalkylethers of ethylene glycol or of diethylene glycol other than monobutyl ethers	1	391	2	942
29094900	Ether-alcohols and their halogenated, sulphonated, nitrated or nitrosated derivatives, other than HS 29094100-29094400	13.118	68.523	95.384	379.919
29095000	Ether-phenols, ether-alcohol-phenols and their halogenated, sulphonated, nitrated or nitrosated derivatives	280.627	1.857.026	5.495.177	34.804.155
29096000	Alcohol peroxides, ether peroxides, acetal and hemiacetal peroxides, ketone peroxides and their halogenated, sulphonated, nitrated or nitrosated derivatives	159.389	1.797.999	562.712	5.867.122
29101000	Oxirane (ethylene oxide)	-	925	-	6.640
29109000	Epoxides, epoxyalcohols, epoxyphenols and epoxyethers, with a three-membered ring, and their halogenated, sulphonated, nitrated or nitrosated derivatives, other than HS 29101000-29109000	1	26	1	12.435
29110000	Acetals and hemiacetals, whether or not with other oxygen function, and their halogenated, sulphonated, nitrated or nitrosated derivatives	-	24	-	976
29121100	Methanal (formaldehyde)	108.000	777.000	24.432	254.000
29121900	Acyclic aldehydes without other oxygen function, other than Methanal (formaldehyde) and Ethanal (acetaldehyde)	14.753	2.130.850	43.629	3.364.506
29122900	Cyclic aldehydes without other oxygen function, other than Benzaldehyde	10	637	254	33.183
29124100	Vanillin (4-hydroxy-3-methoxybenzaldehyde)	10.227	294.082	606.470	14.251.387
29124200	Ethylvanillin (3-ethoxy-4-hydroxybenzaldehyde)	100	556	1.464	22.012

Tabel 3 : Ekspor Indonesia menurut Komoditi (Kode HS 8 digit)

Agustus 2022

Kode H S	Uraian golongan barang	Berat bersih (Kg)		Nilai F.O.B. (U S \$)	
		Bulan ini	Kumulatif	Bulan ini	Kumulatif
(1)	(2)	(3)	(4)	(5)	(6)
29124910	Aldehyde-alcohols	-	2.730	-	18.443
29124990	Aldehyde-alcohols, aldehyde-ethers, aldehyde-phenols and aldehydes with other oxygen function, other than HS 29124100-29124910	11.432	29.115	9.145	66.208
29126000	Paraformaldehyde	772.000	7.093.006	766.066	7.305.113
29141300	4-Methylpentan-2-one (methyl isobutyl ketone)	1.600	1.601	5.376	5.475
29141900	Acyclic ketones without other oxygen function, other than HS 29141100-29141300	5	1.253	508	84.473
29142200	Cyclohexanone and methylcyclohexanones	17	17	193	193
29142300	Ionones and methylionones	-	2.177	-	26.168
29142910	Camphor	744	31.695	3.922	237.427
29142990	Cyclanic, cyclenic or cycloterpenic ketones without other oxygen function, other than HS 29142200-29142910	11	5.735	6.589	182.064
29143900	Aromatic ketones without other oxygen function, other than phenylacetone (phenylpropan-2-one)	-	3	-	43
29144000	Ketone-alcohols and ketone-aldehydes	-	541	-	6.780
29145000	Ketone-phenols and ketones with other oxygen function	-	406	-	42.732
29146100	Anthraquinone	-	1	-	3
29146200	Coenzyme Q10 (ubidecarenone)	-	60	-	48.960
29146900	Quinones other than Anthraquinone and Coenzyme Q10 (ubidecarenone)	-	120	-	97.920
29147900	Halogenated, sulphonated, nitrated or nitrosated derivatives, other than chlordecone (ISO)	1	1	0	0
29151200	Salts of formic acid	-	10.000	-	12.000
29151300	Esters of formic acid	-	16	-	931
29152100	Acetic acid	-	1.540	-	6.964
29152910	Sodium acetate, cobalt acetates	-	72.625	-	96.035
29153100	Ethyl acetate	43	365	148	1.536
29153200	Vinyl acetate	-	15.000	-	25.125
29153300	n-Butyl acetate	-	348	-	1.932
29153910	Isobutyl acetate	-	230	-	75
29153990	Esters of acetic acid, other than HS 29153100-29153920	7.976	151.174	258.880	1.871.661
29155000	Propionic acid, its salts and esters	-	487	-	86.441
29156000	Butanoic acids, pentanoic acids, their salts and esters	405	3.494	8.254	55.911
29157010	Palmitic acid, its salts & esters	18.461.546	131.756.049	23.910.003	180.010.271
29157020	Stearic acid	617.539	11.486.646	849.717	16.729.140
29157030	Salts & esters of stearic acid	209.101	3.688.264	393.011	5.866.767
29159020	Lauric acid, myristic acid, their salts & esters	35.862.122	207.308.448	33.910.832	351.566.931
29159030	Caprylic acid, its salts & esters	308.920	2.737.843	2.105.004	11.337.281
29159040	Capric acid, its salts & esters	358.924	3.176.311	2.881.654	21.113.047
29159090	Saturated acyclic monocarboxylic acids and their anhydrides, halides, peroxides and peroxyacids, their halogenated, sulphonated, nitrated or nitrosated derivatives, other than HS 29151100-29159040	997.094	34.250.014	6.376.561	91.366.785
29161100	Acrylic acid and its salts, unsaturated	894.300	17.159.523	1.439.486	25.025.324
29161200	Esters of acrylic acid, unsaturated	1.161.370	20.797.818	2.232.780	47.695.210
29161410	Methyl methacrylate, unsaturated	212.400	4.739.365	171.341	4.330.719
29161490	Esters of methacrylic acid, other than methyl methacrylate, unsaturated	200	9.900	1.124	59.324
29161500	Oleic, linoleic or linolenic acids, their salts and esters, unsaturated	301.390	2.159.999	410.484	4.060.625
29161900	Unsaturated acyclic monocarboxylic acid,their anhydride,halide,peroxide/xyacid&their derivativ,oth 2916.11.00-2916.16.00	90.370	784.999	485.442	2.768.027
29162000	Cyclanic, cyclenic or cycloterpenic monocarboxylic acids, their anhydrides, halides, peroxides, peroxyacids and their derivatives	25	280	2.276	117.680
29163100	Benzoic acid, its salts and esters	80	1.281	411	7.441
29163210	Benzoyl peroxide	93.900	844.640	365.056	2.905.214
29163910	2,4-Dichlorophenyl acetic acid and its salts and esters	1	125	165	2.630
29163920	Esters of phenylacetic acid	-	11	-	502

Tabel 3 : Ekspor Indonesia menurut Komoditi (Kode HS 8 digit)

Agustus 2022

Kode H S	Uraian golongan barang	Berat bersih (Kg)		Nilai F.O.B. (U S \$)	
		Bulan ini	Kumulatif	Bulan ini	Kumulatif
(1)	(2)	(3)	(4)	(5)	(6)
29163990	Aromatic monocarboxylic acids, their anhydrides, halides, peroxides, peroxyacids and their derivatives, other than HS 29163100-29163920	421	13.929	25.556	386.451
29171290	Adipic acid, its salts and esters, other than Dioctyl adipate	1	2.241	10	9.396
29171400	Maleic anhydride	329.460	2.970.975	520.003	6.169.226
29171900	Acyclic polycarboxylic acids, their anhydrides, halides, peroxides, peroxyacids and their derivatives, other than HS 29171100-29171400	4	180.373	20	398.884
29172000	Cyclanic, cyclenic or cycloterpenic polycarboxylic acids, their anhydrides, halides, peroxides, peroxyacids and their derivatives	-	1.615	-	9.869
29173200	Dioctyl orthophthalates	-	16.000	-	25.600
29173300	Dinonyl or didecyl orthophthalates	-	20.000	-	42.800
29173490	Esters of orthophthalic acid, other than Dioctyl orthophthalates, Dinonyl or didecyl orthophthalates, Dibutyl orthophthalates	-	200	-	682
29173500	Phthalic anhydride	-	823.000	-	1.157.849
29173600	Terephthalic acid and its salts	7.769.502	42.985.611	6.724.070	36.863.438
29173920	Phthalic compounds of a kind used as plasticisers and esters of phthalic anhydride other than trioctyltrimellitate	-	36.460	-	75.492
29173990	Aromatic polycarboxylic acids, their anhydrides, halides, peroxides, peroxyacids and their derivatives, other than HS 29173200-29173920	-	18	-	23
29181100	Lactic acid, its salts and esters	0	55.815	1	146.991
29181200	Tartaric acid	-	1	-	13
29181300	Salts and esters of tartaric acid	-	6.325	-	25.889
29181400	Citric acid	1.450	1.853	3.488	4.458
29181510	Calcium citrate	-	7	-	179
29181590	Salts and esters of citric acid, other than calcium citrate	1.093	14.811	3.477	58.791
29181600	Gluconic acid, its salts and esters	-	401	-	8.723
29181900	Carboxylic acids with alcohol function but without other oxygen function, their anhydrides, halides, peroxides, peroxyacids and their derivatives, other than HS 29181100-29181800	1.005	3.369	6.403	19.025
29182300	Esters of salicylic acid and their salts, other than o-Acetylsalicylic acid, its salts and esters	-	205	-	6.132
29182910	Alkyl sulphonic ester of phenol	-	55	-	1.910
29182990	Carboxylic acids with phenol function but without other oxygen function, their anhydrides, halides, peroxides, peroxyacids and their derivatives, other than HS 29182100-29182910	-	977	-	12.940
29183000	Carboxylic acids with aldehyde or ketone function but without other oxygen function, their anhydrides, halides, peroxides, peroxyacids and their derivatives	175	1.186	11.717	21.457
29189900	Carboxylic acids with additional oxygen function & their anhydrides, halides, peroxides & peroxyacids, their halogenated, sulphonated, nitrated/nitrosated derivatives, oth than HS 29181100-29189100	6	2.985	6	28.831
29199000	Phosphoric esters and their salts, including lactophosphates, their halogenated, sulphonated, nitrated or nitrosated derivatives other than Tris(2,3-dibromopropyl) phosphate	-	3	-	3
29209000	Esters of other inorganic acids of non-metals (excluding esters of hydrogen halides) & their salts, their halogenated, sulphonated, nitrated/nitrosated derivatives, other than HS 29201100-29203000	28.189	431.533	296.677	3.784.838
29211100	Methylamine, di- or trimethylamine and their salts	-	31.501	-	169.476
29211900	Acyclic monoamines and their derivatives, salts thereof, other than HS 29211100-29211400	-	38.000	-	144.400
29212900	Acyclic polyamines and their derivatives, salts thereof, other than Ethylenediamine and its salts and Hexamethylenediamine and its salts	72	62.152	720	300.748

Tabel 3 : Ekspor Indonesia menurut Komoditi (Kode HS 8 digit)

Agustus 2022

Kode H S	Uraian golongan barang	Berat bersih (Kg)		Nilai F.O.B. (U S \$)	
		Bulan ini	Kumulatif	Bulan ini	Kumulatif
(1)	(2)	(3)	(4)	(5)	(6)
29214100	Aniline and its salts	-	724	-	3.633
29214200	Aniline derivatives and their salts	2	266	4	500
29214400	Diphenylamine and its derivatives, salts thereof	-	1.500	-	16.125
29214500	1-Naphthylamine (alpha-naphthylamine), 2-naphthylamine (beta-naphthylamine) and their derivatives, salts thereof	-	13	-	24
29215100	o-, m-, p-Phenylenediamine, diaminotoluenes and their derivatives, salts thereof	3.000	3.000	18.660	18.660
29215900	Aromatic polyamines and their derivatives, salts thereof, other than o-, m-, p-Phenylenediamine, diaminotoluenes and their derivatives, salts thereof	1	46	1	1.176
29221100	Monoethanolamine and its salts	-	53.020	-	88.680
29221500	Triethanolamine	-	1	-	1
29221800	2-(N,N-Diisopropylamino)ethanol	-	0	-	0
29221920	D-2-Amino-n-butyl-alcohol	3.384	7.950	9.694	18.861
29222100	Aminohydroxynaphthalenesulphonic acids and their salts	-	1.000	-	1.359
29222900	Amino-naphthols & oth amino-phenols, oth than those containing more than one kind of oxygen function, their ethers & esters, salts thereof, oth than Aminohydroxynaphthalenesulphonic acids & their salts	-	1.649	-	5.142
29224100	Lysine and its esters, salts thereof	7.504.635	76.209.394	7.778.374	98.975.142
29224210	Glutamic acid	-	162.000	-	310.068
29224220	Monosodium glutamate (MSG)	10.628.690	80.256.680	20.574.193	142.846.891
29224290	Salts, other than Glutamic acid & Monosodium glutamate (MSG)	122	230	197	521
29224900	Amino-acids, other than those containing more than one kind of oxygen function, and their esters, salts thereof, other than HS 29224100-29224400	1.400	1.028.133	10.792	7.580.603
29225010	p-Aminosalicylic acid and its salts, esters and other derivatives	-	5.040	-	31.147
29225090	Amino-alcohol-phenols, amino-acid-phenols and other amino-compounds with oxygen function, other than p-Aminosalicylic acid and its salts, esters and other derivatives	1.600	46.450	2.599	74.964
29231000	Choline and its salts	-	1.277	-	2.826
29232011	Lecithins of vegetables	24.000	24.377	51.360	53.013
29232019	Lecithins of non vegetables	-	10.052	-	48.051
29232090	Phosphoaminolipids	40.000	140.162	91.954	276.215
29239000	Quaternary ammonium salts and hydroxides, lecithins and other phosphoaminolipids, whether or not chemically defined, other than HS 29231000-29234000	80.716	568.311	75.337	893.672
29241990	Acyclic amides (including acyclic carbamates) and their derivatives, salts thereof, other than HS 29241100-29241910	549.341	4.307.891	2.438.090	14.932.334
29242190	Ureines and their derivatives, salts thereof, other than 4-Ethoxyphenylurea (dulcin) and Diuron and monuron	3.100	3.725	32.240	38.740
29242910	Aspartame	-	1	-	1
29242930	Acetaminophen (paracetamol), salicylamide, ethoxybenzamide	2.595	57.539	52.894	424.159
29242990	Cyclic amides (including cyclic carbamates) and their derivatives, salts thereof, other than HS 29242110 - 29242930	230	9.520	126.888	377.319
29251100	Saccharin and its salts	400	19.171	3.600	161.359
29252900	Imines and their derivatives, salts thereof, other than Chlordimeform (ISO)	519.681	2.910.049	2.669.982	15.416.932
29270010	Azodicarbonamide	1.739.810	14.716.488	6.710.872	53.763.521
29270090	Diazo-, azo- or azoxy-compounds other than Azodicarbonamide	-	46.000	-	171.695
29280090	Organic derivatives of hydrazine or of hydroxylamine other than Linuron	13.912	122.995	27.054	218.815
29291010	Diphenylmethane diisocyanate (MDI)	28	1.744	446	6.189
29291020	Toluene diisocyanate	3.180	7.735	2.517	9.581

Tabel 3 : Ekspor Indonesia menurut Komoditi (Kode HS 8 digit)

Agustus 2022

Kode H S	Uraian golongan barang	Berat bersih (Kg)		Nilai F.O.B. (U S \$)	
		Bulan ini	Kumulatif	Bulan ini	Kumulatif
(1)	(2)	(3)	(4)	(5)	(6)
29291090	Isocyanates other than Diphenylmethane diisocyanate (MDI) and Toluene diisocyanate	37.674	360.520	275.099	2.384.363
29299010	Sodium cyclamate	4.004	98.405	2.860	283.529
29299090	Compounds with other nitrogen function other than Isocyanates and Cyclamates	94.000	356.600	222.114	950.647
29301000	2-(N,N-Dimethylamino)ethanethiol	1	1	2.844	2.844
29302000	Thiocarbamates and dithiocarbamates	12.050	451.750	58.885	2.237.194
29309010	Dithiocarbonates	-	14	-	2.871
29309090	Organo-sulphur compounds, other than HS 29301000-29309010	134.026	2.051.086	2.746.722	13.878.499
29314990	Non-halogenated organo-phosphorous derivatives, other than HS 29314100-29314920	-	1.600	-	5.072
29319041	Organoarsenic compounds, in liquid form	-	80	-	209
29319049	Organoarsenic compounds, other than in liquid form	-	12.893	-	48.451
29319090	Organo-inorganic compounds other than HS 29311010-29319050	211.002	1.145.227	1.534.338	10.754.491
29321100	Tetrahydrofuran	-	27	-	2.921
29321300	Furfuryl alcohol and tetrahydrofurfuryl alcohol	4	29	122	496
29321400	Sucralose	-	7.514	-	195.082
29321900	Compounds containing an unfused furan ring (whether or not hydrogenated) in the structure, other than HS 29321100-29321400	450	1.564	31.481	197.909
29322010	Coumarin (1,2-Benzopyrone), methylcoumarins and ethylcoumarins	-	1	-	338
29322090	Lactones, other than coumarin (1,2-Benzopyrone), methylcoumarins and ethylcoumarins	76	6.265	5.150	67.950
29329400	Safrole	-	70.090	-	584.410
29329600	Carbofuran (ISO)	-	7.627	-	163.102
29329900	Heterocyclic compounds with oxygen hetero-atom(s) only, other than HS 29321100-29329600	-	2.000	-	26.904
29331900	Compounds containing an unfused pyrazole ring (whether or not hydrogenated) in the structure, other than Phenazone (antipyrin) and its derivatives	2	2	38	40
29332100	Hydantoin and its derivatives	116.200	667.300	262.453	1.654.700
29332900	Compounds containing an unfused imidazole ring (whether or not hydrogenated) in the structure, other than Hydantoin and its derivatives	86.006	1.542.084	466.552	9.752.437
29333100	Pyridine and its salts	-	8	-	669
29333910	Chlorpheniramine and isoniazid	-	41	-	1.270
29333990	Compounds containing an unfused pyridine ring (whether or not hydrogenated) in the structure, other than HS29333100-29333930	-	1	-	3.000
29334910	Dextromethorphan	-	1	-	1.124
29335200	Malonylurea (barbituric acid) and its salts	-	0	-	196
29335990	Compounds containing a pyrimidine ring (whether or not hydrogenated) or piperazine ring in the structure, other than HS 29335200-29335910	225	135.585	48.747	248.827
29336100	Melamine	-	4.502	-	11.674
29336900	Compounds containing an unfused triazine ring (whether or not hydrogenated) in the structure, other than melamine	10.400	96.290	40.674	346.020
29337900	Lactams, other than 6-Hexanelactam (epsilon-caprolactam) and Clobazam and methyprylon	800	4.800	1.437	25.437
29339910	Mebendazole and parbendazole	-	0	-	555
29339990	Heterocyclic compounds with nitrogen hetero-atom(s) only, other than HS 29331100-29339910	3.001.680	24.231.684	17.787.991	144.233.601
29341000	Compounds containing an unfused thiazole ring (whether or not hydrogenated) in the structure	400	705	1.996	16.361
29342000	Compounds containing in the structure a benzothiazole ring- system (whether or not hydrogenated), not further fused	200	37.764	914	103.237
29349910	Nucleic acids and their salts	819.413	6.924.458	5.415.873	44.872.931
29349920	Sultones, sultams, diltiazem	232	1.266	69.448	422.330
29349930	6-Aminopenicillanic acid	12.707	38.420	21.044	69.162

Tabel 3 : Ekspor Indonesia menurut Komoditi (Kode HS 8 digit)

Agustus 2022

Kode H S	Uraian golongan barang	Berat bersih (Kg)		Nilai F.O.B. (U S \$)	
		Bulan ini	Kumulatif	Bulan ini	Kumulatif
(1)	(2)	(3)	(4)	(5)	(6)
29349940	3-Azido-3-deoxythymidine	-	3.105	-	12.330
29349950	Oxadiazon, with a purity of 94 % or more	-	1	-	914
29349990	Nucleic acids and their salts, whether or not chemically defined, other heterocyclic compounds, other than HS 29341000-29349950	192.384	1.064.596	3.960.999	21.342.342
29359000	Sulphonamides other than HS 29351000-29355000	57.151	505.863	826.414	7.846.996
29362100	Vitamin A and their derivatives	-	849	-	38.418
29362200	Vitamin B1 and its derivatives	-	80	-	3.282
29362300	Vitamin B2 and its derivatives	-	2	-	11
29362400	D- or DL-Pantothenic acid (Vitamin B5) and its derivatives	2.525	24.120	29.242	182.052
29362500	Vitamin B6 and its derivatives	126	151	1.972	2.722
29362600	Vitamin B12 and its derivatives	300	1.057	27.581	98.864
29362700	Vitamin C and its derivatives	728	36.115	6.405	200.957
29362800	Vitamin E and its derivatives	3.586	15.904	284.482	1.624.825
29362900	Vitamins and their derivatives, unmixed, other than HS 29362100-29362800	188	3.431	2.898	166.098
29369000	Provitamins and vitamins, natural or reproduced by synthesis (including natural concentrates), other than HS 29362100-29362900	9.060	154.955	181.430	861.199
29371900	Polypeptide hormones, protein hormones and glycoprotein hormones, their derivatives and structural analogues, other than Somatotropin, its derivatives and structural analogues and Insulin & its salts	57	191	21.948	2.669.284
29372900	Steroidal hormones, their derivatives and structural analogues, other than HS 29372100-29372300	3	11	3.224	14.005
29379090	Hormones, natural or reproduced by synthesis, derivatives and structural analogues thereof, including chain modified polypeptides, used primarily as hormones, other than HS 29371100-29379020	-	1	-	16
29389000	Glycosides, natural or reproduced by synthesis, and their salts, ethers, esters and other derivatives, other than Rutoside (rutin) and its derivatives	17.984	112.598	91.628	721.004
29392010	Quinine and its salts	7.946	42.487	845.546	4.562.895
29392090	Alkaloids of cinchona and their derivatives, salts thereof, other than Quinine and its salts	-	2	-	15
29393000	Caffeine and its salts	260	461	9.360	16.744
29394200	Pseudoephedrine and its salts	-	1.000	-	57.241
29400000	Sugars, chemically pure oth than sucrose ,lactose, maltose, glucose, & fructose	1.462.425	10.673.969	1.279.177	10.939.749
29411011	Amoxicillin & its salts, Non-sterile	-	0	-	12
29411090	Penicillins and their derivatives with a penicillanic acid structure, salts thereof, other than Amoxicillin and Ampicillin	-	32.905	-	12.230
29419000	Antibiotics, n.e.c. in heading 2941	2	16.692	96	81.418
29420000	Organic compounds, n.e.c. in chapter 29	42.999	162.267	178.372	783.937
30012000	Extracts of glands or other organs or of their secretions	2	4	81	120
30019000	Heparin and its salts, other human/animal substance prepared for therapeutic/prophylactic uses, not elsewhere specified/included	-	26	-	174
30021210	Antisera, plasma protein solutions, haemoglobin powder	-	48	-	15.950
30021290	Antisera and other blood fractions, other than antisera, plasma protein solutions, haemoglobin powder	1.285	4.622	842.085	2.293.105
30021500	Immunological products, put up in measured doses or in forms or packings for retail sale	-	202	-	384.419
30024110	Tetanus toxoid	-	11.929	-	5.719.236
30024120	Pertussis, measles, meningitis or polio vaccines	15.659	161.038	2.700.295	31.293.674
30024190	Vaccines for human medicine other than tetanus toxoid, pertussis, measles, meningitis or polio vaccines	3.282	31.621	4.486.676	21.402.240
30024200	Vaccines for veterinary medicine	52.379	411.002	1.190.307	9.949.270
30025100	Cell cultures, whether or not modified, cell therapy products	-	6	-	136
30025900	Cell cultures, whether or not modified, other than cell therapy products	-	10	-	3.048

Tabel 3 : Ekspor Indonesia menurut Komoditi (Kode HS 8 digit)

		Agustus 2022			
Kode H S	Uraian golongan barang	Berat bersih (Kg)		Nilai F.O.B. (U S \$)	
		Bulan ini	Kumulatif	Bulan ini	Kumulatif
(1)	(2)	(3)	(4)	(5)	(6)
30029000	Human blood, animal blood prepared for therapeutic, prophylactic or diagnostic uses for oth than sub heading 300212-300259	531	92.233	2.089	349.116
30031010	Medicaments containing amoxicillin or its salts, not put up in measured doses or in forms/packings for retail sale	4.578	7.527	111.300	163.524
30031090	Medicaments cont. penicillins/deriv, with penicillanic acid structure/streptomycins, other than cont. amoxicillin&icillin	45	12.339	179	141.511
30032000	Medicaments cont.antibiotic, consist of 2constituent mix for therapeutic/prophylactic,not in measured dose/pack for retail	5	428	6	272.527
30033100	Medicaments containing insulin, for therapeutic or prophylactic uses, not packaged for retail sale	-	0	-	5
30033900	Medicaments containing hormones (excl. insulin),for therapeutic/prophylactic uses,not packaged for retail sale	149.187	772.449	1.871.696	9.411.421
30039000	Medicaments, for therapeutic or prophylactic uses, not packed for retail sale, other than HS 30031010-30036000	-	3.478	-	2.168.068
30041015	Medicament,containing penicillin G (excl penicillin G benzathine),phenoxymethyl penicillin/salts thereof,for retail sale	721	11.798	40.438	847.566
30041016	Medicaments containing ampicillin,amoxycillin or salts thereof,of a kind taken orally,packing for retail sale	12.371	94.470	409.197	2.246.102
30041019	Medicaments containing penicillins/derivates thereof,packing for retail sale,other than HS 30041015-30041016	90.084	577.415	6.268.464	34.538.133
30041020	Medicament,containing streptomycins or derivates thereof,for retail sale	127	375	18.900	43.066
30042010	Antibiotics containing gentamycin,lincomycin,sulfamethoxazole/its derivatives,of a kind taken orally/in ointment form	342	2.997	47.611	234.645
30042031	Antibiotics containing erythromycin or derivatives thereof, of a kind taken orally	10.223	131.094	51.775	1.691.600
30042032	Antibiotics containing erythromycin or derivatives thereof, in ointment form	534	746	8.583	22.580
30042039	Antibiotics containing erythromycin or derivatives thereof, other than of a kind taken orally or in ointment form	964	4.218	184.996	989.546
30042071	Antibiotics containing tetracyclines or chloramphenicols or derivatives,of a kind taken orally or in ointment form	2.346	16.228	48.683	435.010
30042079	Antibiotics containing tetracyclines or chloramphenicols or derivatives,oth of a kind taken orally or in ointment form	1	179	14	267
30042091	Antibiotic, of a kind taken orally or ointment form, other than HS 30042010-30042079	1.284	10.170	109.274	1.091.779
30042099	Antibiotic, other than of a kind taken orally or ointment form, other than HS 30042010-30042079	31.268	124.040	1.144.521	4.859.507
30043100	Medicaments containing hormones or other products of heading 2937, containing insulin	3.684	6.415	72.182	136.882
30043210	Medicaments contain corticosteroid hormones,its derivatives/structural analogues,contain dexamethasone/their derivatives	2.658	12.618	17.645	142.597
30043290	Medicaments containing corticosteroid hormones, their derivatives or structural analogues, oth HS 30043210-30043240	3.390	16.037	437.071	2.088.520
30043900	Medicaments containing hormones/other products of heading 2937, other than HS 30043100-30043290	78.001	724.946	1.214.247	12.017.341
30044100	Medicaments containing alkaloids or derivatives thereof,containing ephedrine or its salts,packing for retail sale	3.961	24.127	34.693	223.480
30044200	Medicaments containing alkaloids/derivatives thereof,containing pseudoephedrine/its salts,packing for retail sale	7.608	61.777	84.606	966.856

Tabel 3 : Ekspor Indonesia menurut Komoditi (Kode HS 8 digit)

Agustus 2022

Kode H S	Uraian golongan barang	Berat bersih (Kg)		Nilai F.O.B. (U S \$)	
		Bulan ini	Kumulatif	Bulan ini	Kumulatif
		(1)	(2)	(3)	(4)
30044300	Medicaments containing alkaloids/derivatives thereof,containing norephedrine or its salts,packing for retail sale	41.085	241.114	653.261	3.778.126
30044951	Medicaments containing papaverine or berberine of a kind taken orally or for injection,packing for retail sale	-	60	-	57
30045010	Medicaments containing vitamins or other products of heading 2936, of a kind suitable for children, in syrup form	26.133	53.531	39.881	230.454
30045021	Medicaments containing more than one vitamin, of a kind taken orally	2.302	29.192	108.990	691.013
30045029	Medicaments containing more than one vitamin, other than of a kind taken orally	42.121	411.039	1.361.348	11.583.338
30045091	Medicaments containing vitamin A, B or C	163	39.133	3.747	1.235.813
30045099	Medicaments containing vitamins or other products of heading 2936, other than HS 30045010-30045091	15.603	145.207	1.263.290	12.946.475
30046090	Medicaments containing antimalarial active principles described in Subheading Note 2, other than HS 30046010-30046020	-	19	-	3
30049010	Transdermal therapeutic system patches for the treatment of cancer or heart diseases	-	45	-	10.539
30049020	Closed sterile water for inhalation, pharmaceutical grade	-	28.895	-	128.872
30049030	Antiseptics	353.861	2.857.733	1.391.472	9.551.392
30049041	Anaesthetics, containing procaine hydrochloride	-	1	-	49
30049049	Anaesthetics, other than containing procaine hydrochloride	188.581	1.504.567	2.725.671	22.550.869
30049051	Analgesics, antipyretics&oth medicaments for coughs/colds,contain acetylsalicylic acid,paracetamol/dipyron,taken orally	233.113	1.592.402	3.647.641	23.945.943
30049053	Analgesics, antipyretics&other medicaments for the treatment of coughs/colds,containing diclofenac,of a kind taken orally	740	2.496	31.352	107.822
30049054	Analgesics, antipyretics&other medicaments for the treatment of coughs/colds,containing piroxicam or ibuprofen	5.404	29.777	193.129	760.123
30049055	Analgesics, antipyretics&other medicaments for the treatment of coughs/colds, in liniment form	255.487	1.622.951	1.364.533	11.093.326
30049059	Analgesics, antipyretics & other medicaments for the treatment of coughs or colds, other than HS 30049051-30049055	523.468	3.708.657	7.038.209	55.459.421
30049065	Antimalarials, herbal medicaments	19.218	106.697	290.433	1.896.151
30049069	Antimalarials, other than containing primaquine/artemisinin other than of subheading 30046010 / herbal medicaments	31.412	113.865	163.275	718.469
30049072	Anthelmintic, herbal medicaments	1.115	23.147	8.712	210.804
30049079	Anthelmintic, other than containing piperazine or mebendazole or herbal medicaments	15.502	100.493	247.689	2.057.767
30049082	Anti HIV/AIDS medicaments	267	4.291	311.391	10.168.733
30049089	Medicaments for the treatment of cancer or other intractable diseases, other than containing deferoxamine, for injection	2.791	33.100	406.379	6.648.642
30049091	Medicaments containing sodium chloride or glucose, for infusion, packaged for retail sale	100.296	423.866	735.502	1.866.789
30049092	Medicaments containing sorbitol or salbutamol, for infusion, packaged for retail sale	-	79.278	-	404.973
30049093	Medicaments containing sorbitol or salbutamol, in other forms, packaged for retail sale	90	104.958	963	896.964
30049094	Medicaments containing cimetidine or ranitidine other than for injection, packaged for retail sale	1.842	7.067	54.387	211.753
30049095	Medicaments containing phenobarbital, diazepam/chlorpromazine, other than for injection/infusion, packaged for retail sale	-	1	-	25
30049096	Nasal-drop medicaments containing naphazoline, xylometazoline or oxymetazoline	-	247	-	3.805

Tabel 3 : Ekspor Indonesia menurut Komoditi (Kode HS 8 digit)

		Agustus 2022			
Kode H S	Uraian golongan barang	Berat bersih (Kg)		Nilai F.O.B. (U S \$)	
		Bulan ini	Kumulatif	Bulan ini	Kumulatif
(1)	(2)	(3)	(4)	(5)	(6)
30049098	Herbal medicaments, other than for anthelmintic or antimalarials	183.988	1.731.435	263.869	2.673.064
30049099	Medicament consisting of mix/unmix product for therapeutic/prophylactic uses,for retail sale,oth HS 30041015-30049098	58.221	293.719	12.657.558	64.783.923
30051010	Adhesive dressings and other articles having an adhesive layer, impregnated or coated with pharmaceutical substances	496	35.400	14.544	338.152
30051090	Adhesive dressings & other articles having an adhesive layer, other than impregnated/coated with pharmaceutical substances	35.975	234.639	319.877	2.052.694
30059010	Bandages, put up in forms or packings for retail sale for medical, surgical, dental or veterinary purposes	3.118	50.420	7.659	252.870
30059020	Gauze, put up in forms or packings for retail sale for medical, surgical, dental or veterinary purposes	60	563	100	2.789
30059090	Wadding,packings for retail sale for medical,surgical,dental/veterinary purposes,other than HS 30051010-30059020	4.334	38.415	85.636	658.429
30061010	Sterile absorbable surgical or dental yarn, sterile surgical or dental adhesion barriers, whether or not absorbable	-	1.182	-	586.324
30061090	Sterile surgical catgut,sterile tissue adhesives for surgical wound closure, sterile laminaria & sterile laminaria tents	35	1.096	2.639	30.170
30063030	Opacifying preparation for Xray examinations, other microbial diagnostic reagents	-	296	-	1.136
30063090	Opacifying preparations for Xray examinations, other than HS 30063010-30063030	-	4.526	-	163.092
30064010	Dental cements and other dental fillings	128	135	59.282	61.782
30065000	First-aid boxes and kits	74	740	2.515	12.112
30066000	Chemical contraceptive preparations based on hormones, on other products of heading 2937 or on spermicides	18.767	192.776	1.150.857	12.169.091
30067000	Gel prep designed to be used in hum or vet med as a lubricant for parts of the body for surg operations or physical exam	2	24.454	1	186.345
30069210	Waste pharmaceuticals of medicaments for the treatment of cancer, HIV/AIDS or other intractable diseases	-	1	-	8
30069290	Waste pharmaceuticals other than medicaments for the treatment of cancer, HIV/AIDS or other intractable diseases	-	77	-	4.854
30069300	Placebos and blinded (or double-blinded) clinical trial kits for a recognised clinical trial put up in measured doses	-	370	-	115
31010010	Fertilisers produced by of solely vegetable origin	1.149.369	8.542.730	469.287	2.404.821
31010092	Fertilisers produced of animal origin (other than guano), chemically treated	-	78.264	-	264.985
31010099	Animal fertilisers,not chemically treated	1.506.744	14.161.454	520.625	4.024.852
31021000	Urea, whether or not in aqueous solution	223.141.309	1.265.031.656	119.948.826	806.590.884
31022100	Ammonium sulphate	13	481.813	14	167.921
31022900	Double salts and mixtures of ammonium sulphate and ammonium nitrate	46	67.046	145	25.304
31023000	Ammonium nitrate, whether or not in aqueous solution	2.200.000	16.573.000	1.990.623	12.890.331
31024000	Mixtures of ammonium nitrate with calcium carbonate or other inorganic non-fertilising substances	20	20	20	20
31025000	Sodium nitrate	-	95.000	-	83.125
31028000	Mixtures of urea and ammonium nitrate in aqueous or ammoniacal solution	7	107.301	7	14.374
31029000	Mineral or chemical fertilisers, nitrogenous, other than HS 31021000-31028000	-	855	-	13.111
31031190	Superphosphates containing by weight 35 % or more of diphosphorus pentaoxide (P2O5), other than feed grade	1.775.000	9.146.715	373.189	2.189.618
31031990	Superphosphates containing by weight less than 35 % of diphosphorus pentaoxide (P2O5), other than feed grade	591.000	3.666.300	129.235	789.070
31039010	Calcined phosphatic fertilisers	-	643.200	-	155.246
31039090	Mineral or chemical fertilisers, phosphatic, other than superphosphate & calcined phosphatic fertilisers	776.222	9.095.345	210.342	2.400.927

Tabel 3 : Ekspor Indonesia menurut Komoditi (Kode HS 8 digit)

Agustus 2022

Kode H S	Uraian golongan barang	Berat bersih (Kg)		Nilai F.O.B. (U S \$)	
		Bulan ini	Kumulatif	Bulan ini	Kumulatif
(1)	(2)	(3)	(4)	(5)	(6)
31042000	Potassium chloride	48.000	357.006	56.375	292.038
31043000	Potassium sulphate	2.416.002	10.749.002	1.999.778	8.223.390
31051020	Mineral/chemical fertilisers contain 2 or 3 of fertilising elements in tablets/similar forms of a gross weight ≤10 kg	-	70.000	-	52.459
31052000	Mineral or chemical fertilisers containing the three fertilising elements nitrogen, phosphorus and potassium	194.608	3.575.593	120.934	2.241.963
31053000	Diammonium hydrogenorthophosphate (diammonium phosphate)	40.000	40.023	26.800	28.299
31054000	Ammonium dihydrogenorthophosphate and mixtures thereof with diammonium hydrogenorthophosphate	-	2.635	-	6.365
31055100	Mineral or chemical fertilisers containing nitrates and phosphates	-	462.420	-	117.133
31055900	Mineral/chemical fertilisers, contain the two fertilising elements nitrogen and phosphorus, oth contain nitrates and phosphates	46.041	370.121	7.266	66.029
31056000	Mineral or chemical fertilisers containing the two fertilising elements phosphorus and potassium	0	8.067	13	2.786
31059000	Mineral/chemical fertilisers contain two/three of fertilising elements nitrogen, phosphorus & potassium, oth HS 31052000-31056000	781.751	8.196.169	193.154	2.219.439
32012000	Wattle extract	-	0	-	18
32019000	Tanning extracts of vegetable origin, tanning and their salts, ethers, ester and other derivatives, other than quebracho and wattle extract	1.711.167	12.455.227	4.885.670	34.867.856
32021000	Synthetic organic tanning substances	209.790	2.442.395	379.136	3.705.547
32029000	Inorganic tanning substances, tanning prep, whether or not containing natural tanning substances, enzymatic prep for pre-tanning	1	35.002	4	56.923
32030010	Colouring matter of vegetable/animal origin incl dyeing extracts excluding animal black, of a kind used in the food/drink industries	415	11.604	3.660	198.957
32030090	Colouring matter of vegetable/animal origin incl dyeing extract excluding animal black other than used in the food or drink industries	314	11.606	14.262	79.619
32041110	Disperse dyes and preparations based thereon, crude	4.426	29.420	47.614	445.703
32041190	Disperse dyes and preparations based thereon, other than crude	382.980	4.689.969	4.777.495	49.919.208
32041210	Acid dyes, whether or not premetallised, and preparations based thereon	31.709	467.522	533.742	6.583.407
32041290	Mordant dyes and preparations based thereon	1.825	5.598	8.487	64.894
32041300	Basic dyes and preparations based thereon	200	15.566	2.289	162.079
32041400	Direct dyes and preparations based thereon	188.951	1.548.898	379.541	3.590.439
32041500	Vat dyes (including those usable in that state as pigments) and preparations based thereon	66.613	558.365	1.106.891	9.529.873
32041600	Reactive dyes and preparations based thereon	171.865	3.177.894	1.853.989	20.465.556
32041710	Synthetic organic pigment in powder form	335.120	2.237.229	2.692.562	18.969.523
32041790	Pigments and preparations based thereon, other than synthetic organic pigment in powder form	107.587	2.119.711	553.423	12.344.116
32041900	Synthetic organic colouring matter & prep, including mixtures of colouring matter of 2 or more of the subheading 320411-320419	20.325	1.324.778	27.569	1.681.513
32042000	Synthetic organic products of a kind used as fluorescent brightening agents	700.575	7.285.582	1.560.639	14.197.040
32049000	Synthetic organic colouring matter, prep as specified in Note 3 to this Chapter, other than HS 32041100-32042000	1.000	1.189	70.940	82.637
32050000	Colour lakes, preparations as specified in Note 3 to this Chapter based on colour lakes.	-	91	-	5.173
32061910	Pigments based on titanium dioxide containing less than 80 % by weight of titanium dioxide calculated on the dry matter	-	2.000	-	5.589
32061990	Preparations based on titanium dioxide containing < 80% by weight of titanium dioxide calculated on the dry matter	30.750	583.550	85.500	1.945.221

Tabel 3 : Ekspor Indonesia menurut Komoditi (Kode HS 8 digit)

Agustus 2022

Kode H S	Uraian golongan barang	Berat bersih (Kg)		Nilai F.O.B. (U S \$)	
		Bulan ini	Kumulatif	Bulan ini	Kumulatif
(1)	(2)	(3)	(4)	(5)	(6)
32062010	Chrome yellow, chrome green and molybdate orange or red based on chromium compounds	35.001	295.955	243.384	1.642.340
32062090	Pigments and preparation based on chromium compounds, oth than chrome yellow, chrome green and molybdate orange/red from chrome compounds	-	32.067	-	123.804
32064190	Ultramarine	18.200	118.600	35.360	220.932
32064919	Preparations of other inorganic pigment based on cadmium compounds of hexacyanoferrates (ferrocyanides and ferricyanides)	-	71.731	-	581.972
32064990	Colouring matter, other than ultramarine and prep based thereon or lithopone and other pigments and prep based on zinc sulphide	108.011	1.105.089	717.387	6.343.823
32065090	Inorganic products of a kind used as luminophores, other than preparations	-	12	-	5.150
32071000	Prepared pigments, prepared opacifiers, prepared colours and similar preparations	286.047	5.051.669	1.540.106	18.095.315
32072010	Enamel frits	6.000	146.351	11.361	412.574
32072090	Vitrifiable enamels and glazes, engobes (slips) and similar preparations, other than enamel frits	611.486	3.883.479	419.336	2.843.750
32073000	Liquid lustres and similar preparations	2.265	8.341	4.410	16.913
32074000	Glass frit and other glass, in the form of powder, granules or flakes	833.551	5.604.701	752.735	4.417.112
32081011	Varnishes (including lacquers) based on polyesters of a kind used in dentistry	-	6	-	37
32081019	Varnishes (including lacquers) based on polyesters, other than of a kind used in dentistry	15.728	23.640	40.672	65.065
32081020	Antifouling and/or anticorrosive paints for ships' hulls based on polyesters	2	1.856	5	7.132
32081090	Paint incl enamels based on polyesters, oth than varnishes incl lacq and antifouling and/or anticorrosive paint for ships' hulls	908.947	5.935.551	3.043.363	19.701.198
32082040	Antifouling and/or anticorrosive paints for ships' hulls based on acrylic or vinyl polymers	-	15.099	-	117.957
32082090	Paints based on acrylic or vinyl polymers, oth than antifouling and/or anticorrosive paint	296.320	2.981.111	1.060.508	10.096.454
32089019	Varnishes (including lacquers), >100oC heat resistance, not used in dentistry, other based on polyesters, acrylic/vinyl polymers	16.681	307.992	50.557	997.036
32089029	Varnishes (incl lacquers), ≤100oC heat resistance, not used in dentistry, oth based on polyesters, acrylic/vinyl polymers	117.940	1.049.935	392.709	3.443.489
32089030	Antifouling and/or anticorrosive paints for ships' hulls other than based on polyesters and based on acrylic or vinyl polymers	-	268	-	1.076
32089090	Paint & varnishes incl enamels & lacquers exc based on polyesters & based on acrylic/vinyl polymers & HS 32081010-32089030	634.043	5.838.271	2.474.177	23.497.306
32091010	Varnishes (including lacquers), based on acrylic or vinyl polymers	1.010	272.041	2.584	527.853
32091050	Antifouling and/or anticorrosive paints for ships' hulls, based on acrylic or vinyl polymers	-	3.703	-	15.743
32091090	Paints & varnishes including enamels based on acrylic or vinyl polymers, other than HS 32091010-32091050	58.555	628.855	147.705	1.833.445
32099000	Paints and varnishes (including enamels and lacquers), other than based on acrylic or vinyl polymers	134.677	2.108.446	267.267	3.432.323
32100010	Varnishes (including lacquers)	-	58.889	-	340.974
32100091	Antifouling and/or anticorrosive paints for ships' hulls	-	15	-	22
32100099	Paints other than antifouling and/or anticorrosive paints for ships' hulls	9.455	137.031	85.784	1.140.101
32110000	Prepared driers	3	37.791	14	180.880
32121000	Stamping foils	2.865	24.829	59.267	539.900
32129011	Aluminium paste dispersed in nonaqueous media, of a kind used in the manufacture of paints (including enamels)	-	36.952	-	10.179

Tabel 3 : Ekspor Indonesia menurut Komoditi (Kode HS 8 digit)

Agustus 2022

Kode H S	Uraian golongan barang	Berat bersih (Kg)		Nilai F.O.B. (U S \$)	
		Bulan ini	Kumulatif	Bulan ini	Kumulatif
(1)	(2)	(3)	(4)	(5)	(6)
32129014	Pigments incl metallic powders and flakes dispersed in not water media,in liq/paste form,for manufacture of leather paint	-	146	-	1.877
32129019	Pigment incl metallic powders and flakes dispersed in not water media,in liq/paste form,not for manufacture of leather paint	493	16.606	3.799	142.960
32129021	Dyes and other colouring matter put up in forms or packings for retail sale of a kind used in the food or drink industries	157	321	1.313	2.685
32129022	Dyes put up in forms/packings for retail sale of a kind not used in the food/drink industries	1.321	2.242	17.000	26.000
32129029	Colouring matter put up in forms/packings for retail sale of a kind not used in the food/drink industries	4.681	31.323	14.443	68.091
32131000	Colours in sets, of a kind used by artists, students or signboard painters	1.120	3.171	8.988	22.880
32139000	Colours, of a kind used by artists, students or signboard painters, other than colours in sets	4	510	13	2.428
32141000	Glaziers' putty, grafting putty, resin cements, caulking compounds & other mastics, painters' fillings	155.958	1.093.435	439.298	3.640.545
32149000	Non-refractory surfacing preparations for facades, indoor walls, floors, ceilings or the like.	179.469	2.137.442	246.136	3.015.854
32151110	Printing ink, black, ultraviolet curable	-	2.286	-	7.853
32151120	Printing ink, black, solid ink in engineered shapes for insertion into	-	1	-	25
32151190	Printing ink, black, other than ultraviolet curable and solid ink in engineered shapes for insertion into	81.656	499.135	825.511	4.533.622
32151910	Printing ink, other than black, solid ink in engineered shapes for insertion into	172.418	823.243	776.610	3.695.012
32151990	Printing ink, other than black, other than solid ink in engineered shapes for insertion into	458.478	4.462.158	4.838.809	46.605.865
32159060	Writing or drawing ink	2.971	5.865	12.162	36.123
32159070	Ink of a kind suitable for use with duplicating machines of heading 8472	28.796	223.433	727.127	5.729.003
32159090	Ink, whether or not concentrated or solid, other than HS 32151110-32159070	34.216	391.349	88.379	3.188.844
33011200	Essential oils of orange	30	5.812	2.024	94.745
33011300	Essential oils of lemon	0	858	70	29.829
33011900	Essential oils of citrus fruit, other than of orange & lemon	91.804	338.049	1.324.669	6.092.515
33012400	Essential oils of peppermint (Mentha piperita)	62	8.157	1.063	227.644
33012500	Essential oils of other mints, other than peppermint (Mentha piperita)	-	53.955	-	2.308.466
33012920	Essential oils of sandalwood	1.289	64.031	324.720	5.615.451
33012930	Essential oils of citronella	46.028	248.747	677.370	3.482.157
33012940	Essential oils of nutmeg	26.684	118.742	1.045.668	5.205.575
33012950	Essential oils of cloves	76.752	509.128	1.348.779	8.229.962
33012960	Essential oils of patchouli	166.545	799.649	6.914.609	33.876.266
33012970	Essential oils of lemon grass, cinnamon, ginger, cardamom or fennel	19.676	70.068	1.404.270	5.642.969
33012990	Essential oils other than HS 33011200-33012970	1	830.618	544	27.410.198
33013000	Resinoids	-	119	-	5.443
33019010	Aqueous distillates & aqueous solutions of essential oils suitable for medicinal use	5.537	30.130	156.488	844.899
33019090	Concentrates of essential oils in fats, in fixed oils, in waxes or the like, obtained by enfleurage or maceration, terpenic by-products of the deterpenation of essential oils	82.696	924.031	1.752.286	23.164.111
33021010	Odoriferous alcoholic preparations of a kind used in the manufacture of alcoholic beverages, in liquid form	7.539	100.767	106.983	1.106.087
33021020	Odoriferous alcoholic preparations of a kind used in the manufacture of alcoholic beverages, in other forms	300	10.347	6.690	146.675
33021030	Other of a kind used in the food or drink industries not containing alcohol	360.644	1.580.704	3.993.061	15.835.070
33021090	Odoriferous alcoholic preparations of a kind used in the food or drink industries, other than HS 33021010-33021020	897.535	8.703.224	8.419.034	75.806.831

Tabel 3 : Ekspor Indonesia menurut Komoditi (Kode HS 8 digit)

Agustus 2022

Kode H S	Uraian golongan barang	Berat bersih (Kg)		Nilai F.O.B. (U S \$)	
		Bulan ini	Kumulatif	Bulan ini	Kumulatif
(1)	(2)	(3)	(4)	(5)	(6)
33029000	Odoriferous substances and mixtures, used as raw materials in industries other than the food or drink industries	510.091	3.659.703	7.577.401	50.085.864
33030000	Perfumes and toilet waters	779.076	5.840.131	12.751.900	95.665.926
33041000	Lip makeup preparations	684	19.353	55.376	1.186.772
33042000	Eye makeup preparations	263	7.930	33.282	1.318.514
33043000	Manicure and pedicure preparations	3.755	11.526	49.045	148.251
33049100	Beauty or make up preparations, powders, whether or not compressed	245.662	2.662.591	951.559	7.059.660
33049920	Antiacne preparations	30.615	324.669	134.100	712.475
33049930	Face or skin creams and lotions other than antiacne preparations	1.131.477	8.870.651	3.742.503	28.232.760
33049990	Beauty/make up preparat, for the care of the skin (incl sunscreen or sun tan preparations), ot HS 33041000-33049930	1.118.061	9.445.038	7.560.672	62.782.966
33051010	Shampoos having antifungal properties	629.429	3.892.725	1.246.183	7.216.296
33051090	Shampoos not having antifugal properties	1.207.398	7.899.408	2.755.569	18.478.322
33052000	Preparations for permanent waving or straightening	1.473	19.884	5.024	125.678
33053000	Hair lacquers	800	3.589	22.034	56.800
33059000	Preparations for use on the hair, other than shampoos, preparations for permanent waving or straightening and hair lacquer	675.801	6.409.143	4.527.443	33.640.862
33061010	Dentifrices in powders forms and pastes for dental prophylaxis	858.844	5.241.693	1.839.973	10.389.093
33061090	Dentifrices, other than in powders forms and pastes for dental prophylaxis	87.462	691.200	193.703	2.625.020
33062000	Yarn used to clean between the teeth (dental floss)	6.764	7.353	4.052	7.088
33069000	Prep for oral/dental hygiene, incl denture fixative pastes and powders,in individual retail packages,other than dentifrices	64.788	321.341	273.299	1.033.773
33071000	Preshave, shaving or aftershave preparations	29.448	96.172	82.722	290.843
33072000	Personal deodorants and antiperspirants	158.932	965.416	1.021.614	5.875.333
33073000	Perfumed bath salts and other bath preparations	7	319	53	5.207
33074110	Agarbatti and other odoriferous prep which operate by burning, Scented powders of a kind used during religious rites	171.113	960.119	69.287	772.389
33074190	Agarbatti and other odoriferous prep which operate by burning, other than scented powders of a kind used during religious rites	18.234	96.035	80.141	387.638
33074910	Room perfuming preparations, whether or not having disinfectant properties	103.885	1.011.512	598.852	5.490.047
33074990	Deodorising rooms, other than room perfuming preparations, whether or not having disinfectant properties	11.088	159.152	77.399	848.803
33079010	Animal toilet preparations	-	9	-	31
33079030	Papers and tissues, impregnated or coated with perfume or cosmetics	37.474	581.556	101.598	1.604.405
33079040	Perfumery or cosmetics, including depilatories, other than HS 33071000-33079030	6.286	88.992	23.616	613.407
33079050	Contact lens or artificial eye solutions	6.436	19.339	49.050	147.555
33079090	Perfumery, cosmetic or toilet preparations, other than HS 33071000-33079050	26.939	340.172	160.452	3.357.794
34011140	Medicated soap including disinfectant soap	2.922.767	17.044.297	4.896.162	26.416.232
34011150	Soap for toilet use including bath soap other than medicated soap	9.984.628	63.524.745	18.433.624	113.837.423
34011161	Soap and organic surface-active products and preparations for toilet use, nonwovens impregnated, coated or covered with soap or detergent in packings for retail sale	-	701	-	4.195
34011169	Soap and organic surface-active products and preparations for toilet use, of felt or nonwovens, impregnated, coated or covered with soap or detergent other than nonwovens in packings for retail sale	5.040	17.834	12.390	40.046
34011170	Soap and organic surface-active products and preparations for toilet use, of paper, impregnated, coated or covered with soap or detergent	-	2	-	21

Tabel 3 : Ekspor Indonesia menurut Komoditi (Kode HS 8 digit)

Agustus 2022

Kode H S	Uraian golongan barang	Berat bersih (Kg)		Nilai F.O.B. (U S \$)	
		Bulan ini	Kumulatif	Bulan ini	Kumulatif
(1)	(2)	(3)	(4)	(5)	(6)
34011190	Soap and organic surface-active products & preparations in the form of bars, cakes, moulded pieces or shapes, and paper, for toilet use, other than HS 34011161 & HS 34011170	748.658	4.277.495	803.074	5.162.022
34011920	Soap and organic surface-active products and preparations other than for toilet use, of paper, impregnated, coated or covered with soap or detergent	28.831	29.614	15.191	16.189
34011990	Soap and organic surface-active products and preparations in the form of bars, cakes, moulded pieces or shapes, and paper, other than for toilet use, other than HS 34011910-34011920	5.148.793	31.340.421	7.109.399	53.587.196
34012020	Soap chips	48.505.590	306.315.612	48.072.227	331.667.961
34012091	Soap in other forms of a kind used for flotation deinking of recycled paper, other than soap chips	90.000	1.566.000	126.247	2.076.964
34012099	Soap in other forms, other than soap chips and soap of a kind used for flotation deinking of recycled paper	42.221	16.041.520	27.643	16.737.717
34013000	Organic surfaceactive products&prep for washing the skin,in the form of liquid/cream&put up for retail, contain soap/not	695.347	8.390.775	2.839.391	26.903.327
34023110	Sulphonated alkylbenzenes	421.690	7.184.871	614.800	10.952.899
34023190	Linear alkylbenzene sulphononic acids and their salts other than Sulphonated alkylbenzenes	113.581	307.105	59.787	367.449
34023910	Sulphated fatty alcohols	2.402.526	15.648.443	4.604.156	33.768.743
34023990	Other linear alkylbenzene sulphonic acids and their salts other than sulphated fatty alcohols	1.111.572	8.760.598	3.343.568	23.585.949
34024100	Cationic	25.849	2.289.791	74.932	3.885.660
34024210	Hydroxyl-terminated polybutadiene	175	36.075	163	75.142
34024290	Non ionic other than Hydroxyl-terminated polybutadiene	20.860	1.091.436	53.247	2.473.861
34024910	Other than cationic and non-ionic suitable for use in fire-extinguishing preparations	8.533	114.036	18.018	176.615
34024990	Other than cationic and non-ionic not suitable for use in fire-extinguishing preparations	597.747	5.735.624	779.779	7.750.490
34025011	Surface-active preparations put up for retail sale in liquid form	1.132.268	10.201.457	1.241.192	11.292.372
34025012	Anionic washing preparations or cleaning preparations, including bleaching, cleansing or degreasing preparations put up for retail sale in liquid form	5.343.919	23.273.273	3.811.647	16.925.290
34025019	Preparations put up for retail sale o.t surface-active preparations and anionic washing preparations or cleaning preparations, including bleaching, cleansing or degreasing preparations in liquid form	33.540	17.946.212	48.655	12.538.853
34025091	Surface-active preparations put up for retail sale in other than liquid form	2.816	29.821	2.050	61.924
34025092	Anionic washing preparations or cleaning preparations, including bleaching, cleansing or degreasing preparations put up for retail sale in other than liquid form	15.191.748	76.333.099	12.825.326	61.838.705
34025099	Preparations put up for retail sale o.t surface-active preparations & anionic washing preparations or cleaning preparations, includ bleaching, cleansing or degreasing preparations in o.t liquid form	3.285	41.089.761	6.177	31.661.198
34029011	Anionic wetting agents in liquid form	89.738	533.953	154.407	1.003.302
34029012	Anionic washing or cleaning preparations, including bleaching, cleansing or degreasing preparations in liquid form	536.814	4.350.643	770.510	7.137.070
34029013	Washing/cleaning preparations, including bleaching, cleansing/degreasing prep in liquid form other than anionic prep	27.560	189.075	17.475	165.525
34029014	Anionic surface active preparations in liquid form other than anionic wetting agents and washing preparations	10.940	58.003	18.989	95.882
34029019	Surf active prep, wash prep incl aux wash&clean prep,cont soap/not,in liq form, oth than HS3401, 34029011-34029014, retail	580.122	3.792.036	1.272.023	8.200.224
34029091	Anionic wetting agents not in liquid form	9.629	79.076	13.618	174.770

Tabel 3 : Ekspor Indonesia menurut Komoditi (Kode HS 8 digit)

		Agustus 2022			
Kode H S	Uraian golongan barang	Berat bersih (Kg)		Nilai F.O.B. (U S \$)	
		Bulan ini	Kumulatif	Bulan ini	Kumulatif
(1)	(2)	(3)	(4)	(5)	(6)
34029092	Anionic washing or cleaning preparations,including bleaching,cleansing or degreasing preparations not in liquid form	4.032	21.986	8.686	34.189
34029093	Washing/cleaning preparations, including bleaching, cleansing/degreasing prep not in liquid form other than anionic prep	43.625	432.566	54.344	462.000
34029094	Anionic surface active preparations not in liquid form other than anionic wetting agents and washing preparations	-	2.400	-	5.495
34029099	Surface active prep,wash prep incl aux wash&clean prep,cont soap/not,not in liq form,oth than of 3401,HS 34029091-34029094	640.345	6.264.952	1.756.820	12.776.775
34031111	Liquid lubricating oil prep, for treatm of textile,or oth material, containing petroleum oil/oil from bituminous mineral	29	4.335	66	55.683
34031119	Prep for treatm of textile/oth material,in liquid form,contain petrol oil/oil from bituminous mineral, other than lubricating	62	1.251	239	7.132
34031190	Prep for treatm of textile/oth material, contain petrol oil/oil from bituminous mineral, other than in liquid form	20.782	90.071	63.199	262.033
34031911	Lubricating preparations for aircraft engines,contain petroleum oil/oil from bituminous mineral, in liquid form	52	172	5.475	6.763
34031912	Lubricating prep cont. petroleum oil, not for treatment textile material/leather/furskins cont. silicone oil in liquid	-	12	-	15
34031919	Lubricate prep cont petrol oil not for treatment textile/leather/furskin/aircraft engine not cont silicone oil in liquid	11.639	132.188	39.636	354.184
34031990	Lubricating preparation containing petroleum oil not for treatment textile material/leather/furskins, not in liquid form	49.083	231.074	102.048	560.192
34039111	Lubricating preparation contain silicone oil-for treatment of textile/leather/furskins, not contain petrol,in liquid form	-	8.004	-	62.882
34039119	Lubricating prep for treatment of textile/leather/furskins, not contain petrol, in liquid form, other than contain silicone oil	-	89.109	-	188.469
34039190	Lubricating prep for treatment of textile/leather/furskins, not contain petrol, other than in liquid form	27.000	327.436	27.048	401.699
34039911	Lubricating preparations for aircraft engines, not contain petroleum oil/oil from bituminous mineral, in liquid form	-	236	-	2.732
34039912	Lubricating prep contain silicone oil not for treatment of textile/leather/furskins,not contain petrol,in liquid form	-	949	-	17.426
34039919	Lubricating prep not cont petrol,not for treatment of textile/leather/furskins/aircraft,not cont silicone oil,in liquid	15.695	88.955	33.100	185.847
34039990	Lubricating preparations,not containing petroleum oil,not for treatment of textile/leather/furskins, not in liquid form	95.857	1.295.161	193.837	2.218.408
34042000	Waxes, artificial and prepared, of poly(oxyethylene) (polyethylene glycol)	21.554	84.911	37.621	144.721
34049090	Artificial waxes & prepared waxes, other than HS 34042000-34049010	4.134.318	43.143.686	8.093.410	87.240.489
34051000	Polishes, creams and similar preparations for footwear or leather	38.708	267.666	225.118	1.365.022
34052000	Polishes, creams and similar preparations for the maintenance of wooden furniture, floors or other woodwork	-	3.556	-	21.920
34053000	Polishes and similar preparations for coachwork, other than metal polishes	6.501	9.531	22.114	131.732
34054000	Scouring pastes and powders and other scouring preparations	6	15.946	936	26.482
34059010	Metal polishes	691	2.968	2.814	12.093
34059090	Polishes & creams, scouring pastes & powders & similar preparations, excluding waxes of HS 3404,oth HS 34051000-34059010	42	15.664	742	183.516
34060000	Candles, tapers and the like	92.075	1.182.080	449.088	3.906.666

Tabel 3 : Ekspor Indonesia menurut Komoditi (Kode HS 8 digit)

Agustus 2022

Kode H S	Uraian golongan barang	Berat bersih (Kg)		Nilai F.O.B. (U S \$)	
		Bulan ini	Kumulatif	Bulan ini	Kumulatif
		(1)	(2)	(3)	(4)
34070010	Modelling pastes, including those put up for children's amusement	-	7	-	476
35019010	Caseinates and other casein derivatives	-	1	-	1
35022000	Milk albumin, including concentrates of two or more whey proteins	-	371	-	174
35029000	Albumins, albuminates and other albumin derivatives, other than egg or milk albumin	-	229	-	1.436
35030049	Gelatin and gelatin derivatives oth in powder form with a bloating level of A250 or B230 or higher on the Bloom scale	1	3	1	35
35030069	Other glues of animal origin other than fish glues	120	7.024	868	14.486
35040000	Peptones and their deriv, oth protein substances and their deriv,not specified or included, hide powder,chromed or not.	18.001	632.110	8.137	240.996
35051010	Dextrins, soluble or roasted starches	60.635	2.416.814	54.844	1.470.153
35051090	Dextrins, other than soluble or roasted starches	778.868	6.430.167	1.266.264	10.365.067
35052000	Glues, based on starches, or on dextrins or other modified starches	137	21.984	10.020	127.846
35061000	Products suitable for use as glues or adhesives, put up for retail sale as glues or adhesives, net weight ≤ 1 kg	207.621	1.608.776	1.314.430	10.191.916
35069110	Optically clear free-film adhesives and optically clear curable liquid adhesives of a kind used solely or principally for the manufacture of flat panel displays or touch-sensitive screen panels	23.747	86.674	63.940	223.907
35069190	Optically clear free-film adhesives and optically clear curable liquid adhesives not of a kind used solely or principally for the manufacture of flat panel displays or touch-sensitive screen panels	588.889	5.360.757	1.607.012	14.030.834
35069900	Glues and other adhesives, prepared, n.e.c. in heading no. 3506, not exceeding a net weight of 1kg	90.779	945.027	302.112	3.217.699
35071000	Rennet and concentrates thereof	-	5	-	58
35079000	Enzymes, other than rennet & concentrates thereof	28.424	499.454	536.886	4.615.518
36031000	Safety fuses	-	151	-	432
36041000	Fireworks	-	548	-	6.630
36049090	Pyrotechnic products, n.e.c. in heading 3604	7.094	49.169	24.019	170.676
36050000	Matches, other than pyrotechnic articles of heading 3604	538.059	3.650.964	813.750	5.513.803
36069030	Ferrocium and other pyrophoric alloys in all forms	-	0	-	21
37011000	Photographic plates and film, for X-ray, in the flat, sensitised, unexposed, of any material oth paper, paperboard/textiles	1	1.219	35	19.290
37012000	Instant print film	-	1.717	-	140.707
37013000	Photographic plates and film in the flat, sensitised, unexposed, with any side exceeding 225mm, other than for X-ray and instant print film	-	384	-	16.907
37019990	Photographic plates and film in the flat, oth colour photography, not suitable for use in the printing industry	-	1	-	14
37023100	Photographic film in rolls without perforations, of a width not exceeding 105 mm, for colour photography (polychrome)	218	218	298	298
37023900	Photographic film in rolls without perforations, of a width not exceeding 105 mm, other than HS 37023100 & HS 37023200	-	94	-	1.231
37025490	Photographic film in rolls, for polychrome,,16 mm < width ≤ 35 mm, of a length ≤ 30 m, other than for slide, use in other than medic,surgical,dent/vet,sci/in print ind	-	1.487	-	273.182
37029890	Photographic film in rolls, width > 35 mm, length < 120 m, not suitable for use in cinematography	2	18	539	4.480
37031010	Photographic paper,paperboard & textiles,sensitised,unexposed n rolls of a width > 610 mm but not exceeding 1,000 mm	-	1	-	220
37031090	Photographic paper, paperboard & textiles,sensitised,unexposed n rolls of a width > 610 mm but exceeding 1,000 mm	7.751	64.926	10.727	105.531

Tabel 3 : Ekspor Indonesia menurut Komoditi (Kode HS 8 digit)

Agustus 2022

Kode H S	Uraian golongan barang	Berat bersih (Kg)		Nilai F.O.B. (U S \$)	
		Bulan ini	Kumulatif	Bulan ini	Kumulatif
		(1)	(2)	(3)	(4)
37032000	Photographic paper, paperboard & textiles,sensitised,unexposed, for colour photography (polychrome)	-	216	-	209
37039000	Photographic paper, paperboard & textiles, (for other than colour photography&in rolls of a width >610mm), sensitised,unexposed	273	4.667	440	5.856
37040090	Photographic plates, film, paper, paperboard & textiles, exposed but not developed, other than X-ray plates or film	-	200	-	180
37050020	Microfilm	-	15	-	3
37050090	Photographic plates and film, exposed and developed, other than cinematographic film, other than X-ray and microfilm	45	380	5.574	130.949
37069040	Cinematographic film other consisting only of sound tracks of a width less than 35 mm	-	0	-	32
37071000	Sensitising emulsions	-	452	-	1.529
37079010	Flashlight materials	-	25	-	300
37079090	Chemical preparations for photographic uses, other than flashlight materials not sensitising emulsions	3.554	16.690	76.711	361.613
38011000	Artificial graphite	-	44.054	-	64.589
38019000	Preparations based on graphite/other carbon, blocks, plates/oth semi-manufactures, other than HS 38011000-38013000	-	8	-	1.558
38021010	Activated carbon based on coconut shell charcoal	1.866.368	8.655.645	3.220.658	14.988.301
38021090	Activated carbon based on other than coconut shell charcoal	384.595	9.001.969	709.925	14.525.724
38029010	Activated bauxite	4.500	11.000	4.725	11.550
38029020	Activated clays or activated earths	13.297.450	86.405.952	4.283.359	27.145.339
38029090	Animal black, including spent animal black, other than activated bauxite, activated clays or activated earths	1.445.480	9.463.010	167.585	1.213.088
38030000	Tall oil, whether or not refined.	-	0	-	3
38040010	Concentrated sulphite lye	-	12.000	-	13.140
38040090	Resid lyes from the manufact of wood pulp,Oth than concentrate sulphite lye and Calcium lignin sulphonat binder	-	3.723	-	10.924
38051000	Gum, wood or sulphate turpentine oils	1.908.530	13.077.517	4.951.698	43.365.567
38059000	Other terpenic oils, other treatment of coniferous woods, crude dipentene, sulphite turpentine and other crude para-cymene, pine oil containing alpha-terpineol as the main constituent	16.800	52.040	7.500	28.128
38061000	Rosin and resin acids	8.048.234	56.458.184	10.517.935	83.083.994
38063090	Ester gums other than in blocks	-	247.520	-	529.636
38069090	Rosin spirit and rosin oils, other than HS 38061000-38069010, rum gums other than in blokcks	9.150	61.558	12.153	54.269
38070000	Wood tar, wood tar oils, wood creosote, wood naphtha, vegetable pitch, brewers' pitch and similar preparations based on rosin, resin acids or on vegetable pitch	-	61.579	-	86.221
38085210	Wood preservatives, being preparations oth than surface coatings, cont insecticid/fungicid, in packing w ≤ 300 g,	-	0	-	67
38085220	Fungicides and insecticides in aerosol containers, in packing w ≤ 300 g,	-	800	-	1.960
38085290	DDT, in packing w≤300 g, other than wood preservatives, being preparations oth than surface coatings, cont insecticid/fungicid and fungicides and insecticides in aerosol containers	0	6.279	20	17.421
38085911	Insecticides, in aerosol containers	4.200	24.742	11.066	70.898
38085919	Insecticides, other than in aerosol containers	-	146.330	-	233.545
38085921	Fungicides, in aerosol containers	88.886	414.365	235.187	1.082.882
38085929	Fungicides, other than in aerosol containers	-	2.355	-	6.160
38085931	Herbicides, in aerosol containers	-	10.685	-	23.259
38085939	Herbicides, other than in aerosol containers	-	24.875	-	31.818
38085950	Herbicides, Plantgrowth regulators	-	20.016	-	80.235
38085960	Herbicides, Disinfectants	21.132	779.228	42.930	1.682.262
38085999	DDT (ISO) (clofenotane), in packings of a net weight content more than 300 g, other than wood preservative	-	33.416	-	212.171

Tabel 3 : Ekspor Indonesia menurut Komoditi (Kode HS 8 digit)

Agustus 2022

Kode H S	Uraian golongan barang	Berat bersih (Kg)		Nilai F.O.B. (U S \$)	
		Bulan ini	Kumulatif	Bulan ini	Kumulatif
		(1)	(2)	(3)	(4)
38086110	Mosquito repellent coils,in packings of a net weight content ≤ 300 g	31	1.878.978	873	1.780.749
38086120	Mosquito repellent mats, in packings of a net weight content ≤ 300 g	71	2.962	490	4.886
38086130	In aerosol cans, in packings of a net weight content ≤ 300 g	604	22.167	2.590	84.912
38086140	Goods specified in Subhead Note 2 to this Chap,In liquid form,in pack of net weight content ≤ 300g	158	29.726	1.147	573.643
38086150	Goods specified in Subhead Note 2 to this Chap,having deodorising function,in pack, w≤ 300g	-	725	-	6.574
38086190	Good specifd in Subhead Note 2 to this Chapt,in packing of a net weight ≤ 300 g, other than HS 38086110 - 38086150	-	9.192	-	147.772
38086220	Mosquito repellent coils, in packings of a net weight content > 300 g but not exceeding 7.5 kg	2.828	513.814	607	477.321
38086240	Aerosol cans, in packings of a net weight content > 300 g but not exceeding 7.5 kg	37.289	459.990	102.249	1.329.654
38086250	Liquid form, in packings of a net weight content > 300 g but not exceeding 7.5 kg	14.476	273.597	416.139	5.836.487
38086290	Good specifd in Subhead Note 2 this Chapt,packings of 300g < net weight ≤7.5kg, other than HS38086210-38086250	1.050	55.155	3.306	177.283
38086910	Powder for moulding into mosquito coils, in packings of a net weight content >7.5kg	-	4.620	-	7.725
38086990	Moulding into mosquito coils other than powder, in packings of a net weight content >7.5kg	57.422	459.532	936.317	7.015.453
38089110	Insecticides, Intermediate preparat contain 2-(methylpropyl-phenol methylcarbamate)	7	20.007	4	143.406
38089120	Insecticides, powder for moulding into mosquito coil	22	26.116	44	32.996
38089130	Insecticides, in aerosol containers	20.187	269.262	66.325	895.975
38089140	Insecticides, mosquito repellent coils	1.387.014	13.874.155	1.772.928	16.949.705
38089150	Insecticides, mosquito repellent mats	461	164.918	1.552	1.910.293
38089191	Insecticides, having deodorising function	240	241	904	926
38089199	Insecticides, other than HS 38089110-38089191	1.111.726	9.683.113	8.848.403	112.460.071
38089219	Fungicides, in aerosol containers, with a validamycin content exceeding 3 % by net weight	281.584	1.030.173	1.924.243	8.447.252
38089290	Fungicides, other than in aerosol containers	231.228	1.130.330	4.050.791	24.398.689
38089311	Herbicides, in aerosol containers	-	12.535	-	283.383
38089319	Herbicides, other than in aerosol containers	856.135	7.571.632	10.616.905	92.845.689
38089320	Anti-sprouting products	-	500	-	55.971
38089330	Plant-growth regulators	21.324	107.286	263.540	1.291.101
38089420	Disinfectants, other than containing mixtures of coal tar acid and alkalis, in aerosol containers	-	1	-	8
38089490	Disinfectants, other than containing mixtures of coal tar acid and alkalis, other than in aerosol containers	75.954	663.555	146.112	1.354.132
38089910	Wood preservatives, containing insecticides or fungicides	-	13	-	83
38089990	Wood preservatives, other than containing insecticides or fungicides	172.301	2.256.207	879.517	7.498.064
38099110	Finishing agents, dye carriers to accelerate dyeing or fixing of dye-stuffs with other than amylaceous substances, of a kind used on the textile or like industries, softening agents	115.136	7.347.515	272.848	6.821.126
38099190	Finishing agents, dye carriers to accelerate dyeing or fixing of dye-stuffs with other than amylaceous substances, of a kind used on the textile or like industries, other than softening agents	1.020.159	10.511.578	2.400.945	22.997.908
38099200	Finishing agents, dye carriers to accelerate dyeing or fixing of dye-stuffs with other than amylaceous substances, of a kind used in the paper or like industries	809.775	8.491.693	759.938	7.866.191
38099300	Finishing agents, dye carriers to accelerate dyeing or fixing of dye-stuffs with other than amylaceous substances, of a kind used in the leather or like industries	80.133	519.796	75.267	546.253
38101000	Pickling preparations for metal surfaces; soldering,brazing/welding powders and pastes consisting of metal and other materials	-	10	-	1.274

Tabel 3 : Ekspor Indonesia menurut Komoditi (Kode HS 8 digit)

Agustus 2022

Kode H S	Uraian golongan barang	Berat bersih (Kg)		Nilai F.O.B. (U S \$)	
		Bulan ini	Kumulatif	Bulan ini	Kumulatif
(1)	(2)	(3)	(4)	(5)	(6)
38109000	Fluxes&oth auxiliary preparation, for soldering, brazing/welding, or prep use as cores/coat for welding electrodes/rods	39.017	340.286	62.016	565.247
38111900	Anti-knock preparations, other than those based on lead compounds	47.860	629.599	82.750	1.365.904
38112110	Lubricating oil additives, containing petroleum oils or oils obtained from bituminous minerals, put up for retail sale	-	252	-	1.474
38112190	Lubricating oil additives, containing petroleum oils or oils obtained from bituminous minerals, not for retail sale	434	25.680	3.985	175.420
38112900	Lubricating oil additives, not containing petroleum oils or oils obtained from bituminous minerals	-	11.474	-	83.739
38119010	Oxidation and gum inhibitors, viscosity improvers, anti-corrosive preparation, rust preventatives or corrosion inhibitor	60.086	562.822	78.691	919.060
38119090	Oxidation&gum inhibitor, viscosity improver, anti-corrosive prep, oth prep additive mineral oil/liquid, n.e.c. in heading 3811	2.042	269.343	37.430	488.681
38121000	Rubber accelerators, prepared	10.605	181.526	50.255	585.351
38122000	Plasticisers, compound, for rubber or plastics	405.151	5.090.562	3.977.350	67.595.510
38123100	Anti-oxidise prepar and other compound stabiliser;for rubber/plastic, mix of oligomer of 2,2,4-trimethyl-1,2-dihydroquinoline	95.801	337.756	55.258	244.263
38123900	Anti-oxidising preparations and other compound stabilisers, for rubber or plastics, other than 3812.31.00	586.209	4.783.359	4.789.219	56.924.370
38130000	Fire-extinguishers, preparations and charges and charged fire-extinguishing grenades	-	16	-	422
38140000	Organic composite solvents and thinners, not elsewhere specified or included, prepared paint or varnish removers.	110.727	831.118	381.649	2.263.334
38151100	Catalyst,support; reaction initiator/accelerator&catalytic prep, with nickel/nickel compound as the active substance	15.670	174.212	21.161	257.165
38151200	Catalyst,support; reaction initiator/accelerator&catalytic prep, with precious metal or compounds as the active substance	16.709	230.146	15.965.114	114.649.396
38151900	The supported catalysts, other than HS 38151100 - 38151200	770	59.188	15.901	17.913
38159000	Reaction initiators, reaction accelerators and catalytic preparations, unsupported, n.e.c. or included	33.860	686.337	148.472	4.824.775
38160010	Refractory cements, other than products of heading no. 3801	68.105	629.099	68.709	878.282
38160090	Mortars, concretes & similar compositions, other than products of heading 3801.	33.650	725.858	9.977	256.481
38170000	Mixed alkylbenzenes & mixed alkyl naphthalenes, other than those of heading 2707 or 2902.	1.863.270	18.921.927	3.407.721	32.947.745
38180000	Chemical elementsDopedFor use in electronics, in Discs Form, wafer/similarForm, chemical Compound Doped For use in electronic	14.290	114.689	3.937.312	31.371.698
38190000	Hydraulic brake fluid&oth prep liquid hydraulic transmission nor contain ≤70% weight petrol oil/obtain bitumin mineral	17.224	120.148	24.791	231.985
38200000	Anti-freezing preparations and prepared de-icing fluids.	313.194	1.986.377	381.645	2.591.894
38210010	Prepared culture media for the development of microorganisms	-	38	-	10.353
38210090	Prepared culture media for the development of plant, human or animal cells	-	167	-	10.971
38221100	Diagnostic/laboratory reagents on a backing, prepared diagnostic/laboratory reagents whether/not on a backing, whether/not put up in the form of kits, For malaria	-	5	-	701
38221300	Diagnostic/laboratory reagents on a backing, prepared diagnostic/laboratory reagents whether/not on a backing, whether/not put up in the form of kits, For blood-grouping	-	1.104	-	31.613
38221900	Diagnostic/laboratory reagents on a backing, prepared diagnostic/laboratory reagents whether/not on a backing, whether/not put up in the form of kits, For other than malaria, zka and blood-grouping	6	47	92	1.237

Tabel 3 : Ekspor Indonesia menurut Komoditi (Kode HS 8 digit)

Agustus 2022

Kode H S	Uraian golongan barang	Berat bersih (Kg)		Nilai F.O.B. (U S \$)	
		Bulan ini	Kumulatif	Bulan ini	Kumulatif
(1)	(2)	(3)	(4)	(5)	(6)
38229010	Other than those of heading 3006, certified reference materials, Sterilisation indicator strips and tapes	2	176	2	5.761
38229090	Other than those of heading 3006, certified reference materials, other than Sterilisation indicator strips and tapes	10.427	227.379	56.355	5.709.225
38231100	Industrial monocarboxylic fatty acids, stearic acid	63.207.850	459.609.650	72.991.028	654.281.809
38231200	Industrial monocarboxylic fatty acids, oleic acid	12.327.469	82.341.775	17.180.727	157.765.886
38231300	Industrial monocarboxylic fatty acids, tall oil fatty acids	-	8.363	-	25.282
38231911	Industrial monocarboxylic fatty acids, acid oils from refining, coconut acid oil	4.038.899	7.502.920	4.743.712	11.232.390
38231919	Industrial monocarboxylic fatty acids, acid oils from refining, other than coconut acid oil	53.483.296	397.829.287	59.471.524	499.014.457
38231920	Industrial monocarboxylic fatty acids, other than acid oils from refining, palm fatty acid distillate	219.744.190	1.045.910.413	174.374.483	1.228.737.275
38231930	Industrial monocarboxylic fatty acids, other than acid oils from refining, palm kernel fatty acid distillate	11.475.797	50.242.373	10.388.513	66.210.348
38231990	Industrial monocarboxylic fatty acids, other than acid oils from refining, other than palm fatty acid distillate and palm kernel fatty acid distillate	104.747.361	619.869.888	117.292.863	1.002.340.517
38237010	Industrial fatty alcohols, in the form of wax	887.253	4.937.256	2.059.144	12.440.414
38237090	Industrial fatty alcohols other than in the form of wax	74.413.698	473.609.205	110.288.577	1.036.375.640
38241000	Prepared binders for foundry moulds or cores	367.638	2.298.632	314.440	1.684.231
38243000	Non-agglomerated metal carbides mixed together or with metallic binders	1	205	108	24.540
38244000	Prepared additives for cements, mortars or concretes	814.797	10.520.038	663.339	7.441.270
38245000	Non-refractory mortars and concretes	336.978	2.768.374	173.443	1.422.905
38246000	Sorbitol other than that of subheading 290544	3.823.394	30.633.947	2.687.141	20.248.367
38248100	Goods specified in Subheading Note 3 to this Chapter, containing oxirane (ethylene oxide)	5	150	1	8.653
38248200	Goods specified in Subheading Note 3 to this Chapter, containing polychlorinated biphenyls (PCBs), polychlorinated terphenyls (PCTs) or polybrominated biphenyls (PBBs)	-	0	-	551
38249100	Mixtures and preparations consisting mainly of methyl methyl methylphosphonate and bis methylphosphonate	15.824	44.875	23.572	73.049
38249200	Polyglycol esters of methylphosphonic acid	-	13	-	44
38249910	Ink removers, stencil correctors, other correcting fluids & correction tapes(other than head 9612), packings for retail sale	150.456	610.666	509.600	1.930.175
38249930	Copying pastes with a basis of gelatin, whether presented in bulk/ ready for use (i.e: on a paper or textile backing)	3.100	40.449	8.212	130.282
38249940	Chemical products & preparations of the chemical or allied industries, composite inorganic solvents	6.120.168	19.389.223	5.278.230	27.858.020
38249950	Chemical products & preparations of the chemical or allied industries, acetone oil	69.334	221.490	83.736	358.937
38249960	Chemical products &preparations of the chemical or allied industries, chemical preparations contain monosodium glutamate	391.400	3.172.697	904.191	6.988.689
38249970	Chemical product&prep of the chemical/allied industries, other chemical prep, of used in the manufacture of foodstuff	488.958	5.494.225	1.869.221	18.144.314
38249991	Chemical products &preparations of chemical/allied industries, naphthenic acids,their water insoluble salts&their esters	6.043.132	105.122.697	20.373.192	229.178.312
38249999	Prepared binders for foundry moulds/cores;chemical product&prep of chemical/allied industry; other than HS 38241000-38249991	3.567.816	25.712.051	2.185.496	16.186.832
38252000	Residual products of the chemical or allied industries, not elsewhere specified or included: sewage sludge	32	32	1	1
38253010	Clinical waste: syringes, needles, cannulae and the like	2	22	6	1.506
38256900	Residual products, other wastes from chemical or allied industries, other than mainly containing organic constituents	-	24.445.804	-	48.446

Tabel 3 : Ekspor Indonesia menurut Komoditi (Kode HS 8 digit)

		Agustus 2022			
Kode H S	Uraian golongan barang	Berat bersih (Kg)		Nilai F.O.B. (U S \$)	
		Bulan ini	Kumulatif	Bulan ini	Kumulatif
(1)	(2)	(3)	(4)	(5)	(6)
38259000	Residual products of the chemical/allied industries, not elsewhere specified/included, other than HS 38251000 - 38256900	-	888.831	-	949.725
38260021	Biodiesel, not containing petroleum oil, Palm Methyl Ester, with ester alkyl content ≥96.5 % but < 98 %	21.801.620	31.801.567	19.724.165	30.802.806
38260022	Biodiesel, not containing petroleum oil, Palm Methyl Ester with ester alkyl content > 98 %	60.439.776	191.250.107	59.001.729	235.407.718
38260029	Biodiesel, not containing petroleum oil, Palm Methyl Ester with ester alkyl content < 96.5 %	779.290	4.809.655	690.673	4.507.414
38260090	Biodiesel and mixtures thereof, containing <70 % by weight of petroleum oils or oils obtained from bituminous minerals.	-	1.023.930	-	778.267
38271190	Mixtures containing halogenated derivatives, containing CFCs, HCFCs, PFCs, oth than Transformer&ircuit breaker oils, contain by weight < 70 % of petroleum oils/oils obtained from bituminous minerals	-	212	-	1.604
38273990	Mixtures containing halogenated derivatives, has HCFCs, has/not PFCs or HFCs,not have CFCs, Containing o.t substances of subhead 290341-290348&290371-290375, oth than transformer&ircuit breaker oils	-	1.620	-	2.431
38279000	Mixtures containing halogenated derivatives of methane, ethane or propane, not elsewhere specified or included, other than HS 38271110-38276900	-	366	-	5.110
39011012	Ethylene polymers,polyethylene w/ specific gravity of < 0.94,in liquid/paste form, Polyethylene containing 5 % or less alpha-olefin monomers)	-	632.550	-	545.504
39011019	Ethylene polymers,polyethylene w/ specific gravity of < 0.94,in liquid/paste form, oth than Polyethylene containing 5 % or less alpha-olefin monomers)	101.325	833.874	123.387	1.050.644
39011092	Ethylene polymers,polyethylene w/ specific gravity of < 0.94,in oth than liquid/paste form, Polyethylene containing 5 % or less alpha-olefin monomers)	494.050	23.964.960	555.502	31.469.894
39011099	Ethylene polymers,polyethylene w/ specific gravity of < 0.94,in oth than liquid/paste form, oth than Polyethylene containing 5 % or less alpha-olefin monomers)	443.471	5.792.715	413.304	6.813.531
39012000	Ethylene polymers, in primary forms, polyethylene having a specific gravity of > 0.94	2.181.348	20.029.195	2.955.831	26.917.464
39013000	Ethylene polymers, in primary forms, ethylene-vinyl acetate copolymers	190.323	1.111.217	377.547	1.580.065
39014000	Ethylene polymers, in primary forms, ethylene-alpha-olefin copolymers, having a specific gravity of < 0.94	2.685.040	35.510.958	1.858.464	25.185.493
39019040	Ethylene polymers, in primary forms, other than 3901.10 - 3901.40, in dispersion	-	2	-	5
39019090	Ethylene polymers, in primary forms, other than 3901.10 - 3901.40, other than in dispersion	6.883.442	43.010.668	6.205.206	36.001.652
39021030	Polypropylene in primary forms, in dispersion	-	53.600	-	8.460
39021040	Polypropylene in primary forms, granules, pellets, beads, flakes, chips and similar forms	462.075	4.450.116	948.283	8.299.355
39021090	Polypropylene in primary forms, other than in dispersion, granules, pellets, beads, flakes, chips and similar forms	678.981	3.444.008	414.915	2.058.698
39022000	Polyisobutylene, in primary forms	10	727	83	1.286
39023030	Propylene copolymers, in the form of liquids or pastes	400	11.335	1.735	28.989
39023090	Propylene copolymers, other than in the form of liquids or pastes	297.329	2.682.933	552.885	4.882.735
39029010	Propylene, oth olefin polymers, oth HS 39021000 - 39023000, chlorinated polypropylene suitable in printing ink formulation	-	49.016	-	136.346
39029090	Propylene,oth olefin polymers,oth HS 39021000-39023000,oth than chlorinated polypropylene suitable in printing ink formulation	209.434	1.022.231	95.375	924.950
39031110	Polystyrene, expansible, in the form of granules	120.000	1.448.090	312.670	3.654.417
39031190	Polystyrene, expansible, in the form of other than granules	6.022	17.393	27.611	63.169
39031910	Polystyrene, other than expansible, in dispersion	627.900	4.455.210	405.416	3.303.057

Tabel 3 : Ekspor Indonesia menurut Komoditi (Kode HS 8 digit)

Agustus 2022

Kode H S	Uraian golongan barang	Berat bersih (Kg)		Nilai F.O.B. (U S \$)	
		Bulan ini	Kumulatif	Bulan ini	Kumulatif
(1)	(2)	(3)	(4)	(5)	(6)
39031920	Polystyrene, other than expansible, in granules, pellets, beads, flakes, chips and similar forms	190.257	5.152.642	257.125	6.094.006
39031990	Polystyrene, other than expansible, other than in dispersion, granules, pellets, beads, flakes, chips and similar forms	1.884.375	15.094.255	977.147	8.765.637
39032090	Styrene-acrylonitrile (SAN) copolymers, other than in aqueous and non-aqueous dispersion	-	54.925	-	53.866
39033040	Acrylonitrile-butadiene-styrene (ABS) copolymers, in aqueous dispersion	69.000	760.400	64.177	747.896
39033060	Acrylonitrile-butadiene-styrene (ABS) copolymers, in the form of granules	2.800	57.080	8.182	146.110
39033090	Acrylonitrile-butadiene-styrene (ABS) copolymers, oth than in aqueous and non-aqueous dispersionin, and the form of granules	1.930.937	15.479.692	1.225.962	10.913.454
39039030	Polymers of styrene, in primary forms, oth than polystrene, SAN, ABS, in dispersion	790.201	6.738.049	858.155	7.258.379
39039091	Polymers of styrene, in primary forms, oth than polystrene, SAN, ABS, other than in dispersion, impact resistant polymers of styrene, having notched izod impact at 23 oC less than 80 J/m	-	5	-	10
39039099	Polymers of styrene, in primary forms, oth than polystrene, SAN, ABS, other than in dispersion, oth than impact resistant polymers of styrene, having notched izod impact at 23 oC less than 80 J/m	1.286.650	14.632.736	1.746.336	21.575.758
39041010	Poly(vinyl chloride), not mixed with any other substances, homopolymers, suspension type	33.300.340	192.511.880	30.524.612	233.379.683
39041091	Poly(vinyl chloride), not mixed with any other substances, oth thn homopolymers suspension type, in the form of granules	-	146.264	-	113.451
39041092	Poly(vinyl chloride), not mixed with any other substances, oth thn homopolymers suspension type, in the form of powder	2	10.586.002	4	15.213.230
39041099	Poly(vinyl chloride),not mixed with any oth substances,oth homopolymers suspension type,other than in the granules/powder form	4.059.032	28.597.711	3.025.891	31.412.324
39042190	Other poly(vinyl chloride), non-plasticised, in primary forms, in the form of other than granules and powder	-	393.462	-	294.606
39042210	Other poly(vinyl chloride), plasticised, in primary forms, in dispersion	4	4	11	11
39042220	Other poly(vinyl chloride), plasticised, in primary forms, in the form of granules	399.750	2.883.400	902.378	6.516.438
39042290	Other poly(vinyl chloride), plasticised, in primary forms, in the form of other than granules and powder	0	40.278	6	73.213
39043020	Vinyl chloride-vinyl acetate copolymers, in primary forms, in the form of powder	-	11.530	-	22.711
39043090	Vinyl chloride-vinyl acetate copolymers, in primary forms, other in the form of granules/powder	-	52.300	-	119.045
39044010	Other vinyl chloride copolymers, in primary forms, n.e.c. in heading 3904, in the form of granules	2.000	3.500	9.480	15.915
39044020	Other vinyl chloride copolymers, in primary forms, n.e.c. in heading 3904, in the form of powder	-	2.000	-	11.336
39044090	Other vinyl chloride copolymers, in primary forms, n.e.c. in heading 3904, in the form of other than granules and powder	-	511	-	2.640
39046190	Fluoro-polymers,polytetrafluoroethylene, in primary forms, other than in form of granules/powder	-	3.717	-	82.740
39046990	Fluoro-polymers, other than polytetrafluoroethylene, in primary forms, in the form other than dispersion, granules, and powder	600	4.264	39.942	254.109
39049090	Vinyl chloride, oth halogenated olefin polymers, n.e.c. in heading no. 3904, other thn in form of dispersion/granules/powder	-	41.806	-	30.084
39051200	Poly(vinyl acetate), in aqueous dispersion, in primary forms	189.570	1.365.195	321.523	2.420.139

Tabel 3 : Ekspor Indonesia menurut Komoditi (Kode HS 8 digit)

Agustus 2022

Kode H S	Uraian golongan barang	Berat bersih (Kg)		Nilai F.O.B. (U S \$)	
		Bulan ini	Kumulatif	Bulan ini	Kumulatif
(1)	(2)	(3)	(4)	(5)	(6)
39051910	Poly(vinyl acetate), other than in aqueous dispersion, in primary forms, in the form of liquids or pastes	-	4.000	-	3.640
39051990	Poly(vinyl acetate), other than in aqueous dispersion, in primary forms, other than in the form of liquids or pastes	-	33.860	-	83.219
39052100	Vinyl acetate copolymers, in aqueous dispersion, in primary forms	54.496	286.539	96.305	534.298
39052900	Vinyl acetate copolymers, other than in aqueous dispersion, in primary forms	60.002	120.010	127.507	262.541
39053010	Poly(vinyl alcohol), whether or not containing unhydrolysed acetate groups, in dispersion	-	13.248	-	17.511
39053090	Poly(vinyl alcohol), whether or not containing unhydrolysed acetate groups, other than in dispersion	-	18.540	-	44.136
39059110	Other vinyl polymers in primary forms, copolymers, in dispersion	63	63	5	5
39059190	Other vinyl polymers in primary forms, copolymers, other than in dispersion	14	23	639	1.118
39059990	Other vinyl polymers in primary forms, other than copolymers, other than in aqueous and non-aqueous dispersion	100.500	410.866	114.100	487.977
39061010	Acrylic polymers, poly(methyl methacrylate), in primary forms, in dispersion	341.676	3.224.366	409.529	4.023.393
39061090	Acrylic polymers, poly(methyl methacrylate), in primary forms, other than in dispersion	155.772	2.131.508	380.711	3.180.347
39069020	Acrylic polymers, other than poly(methyl methacrylate), in primary forms, in dispersion	3.265.691	28.127.934	4.457.204	39.556.156
39069092	Acrylic polymers, other than poly(methyl methacrylate), in primary forms, other than in dispersion, sodium polyacrylate	1.099.017	12.665.580	1.729.629	18.978.324
39069099	Acrylic polymers, other than poly(methyl methacrylate), in primary forms, other than in dispersion, other than sodium polyacrylate	1.667.814	12.441.118	3.046.280	22.036.269
39071000	Polyacetals, in primary forms	79.240	805.190	115.434	931.436
39072100	Other polyethers, in primary forms, bis(poxyethylene) methylphosphonate	4.140	21.700	11.185	60.026
39072910	Other polyethers, in primary forms, other than bis(poxyethylene) methylphosphonate, polytetramethylene ether glycol	5.625	480.616	63.731	1.732.962
39072990	Other polyethers, in primary forms, other than bis(poxyethylene) methylphosphonate, other than polytetramethylene ether glycol	23.933	379.978	85.003	902.854
39073020	Epoxide resins, in primary forms, of a kind used for coating, in powder form	48.000	1.139.778	80.881	2.060.810
39073030	Epoxide resins, in primary forms, in the form of liquids or pastes	22.628	126.510	36.999	196.691
39073090	Epoxide resins, in primary forms, other than of a kind used for coating in powder form, other than in liquids/pastes form	53.455	488.486	179.522	1.782.506
39074000	Polycarbonates, in primary forms	644.550	9.795.018	526.799	9.915.939
39075010	Alkyd resins, in primary forms, in the form of liquids or pastes	362.244	4.064.165	663.625	7.580.112
39075090	Alkyd resins, in primary forms, other than in the form of liquids or pastes	384.039	3.892.902	781.687	7.699.784
39076100	Poly(ethylene terephthalate), in primary forms, having a viscosity of 78ml/g or higher	8.396.102	66.489.722	11.627.902	88.345.092
39076910	Poly(ethylene terephthalate), in primary forms, having a viscosity of less than 78ml/g, in the form granules	2.196.232	24.662.963	1.720.817	19.652.820
39076990	Poly(ethylene terephthalate), in primary forms, having a viscosity of less than 78ml/g, other than in the form granules	4.486.206	48.677.063	4.348.517	50.337.194
39079120	Polyesters, n.e.c. in heading no. 3907, unsaturated, in primary forms, granules and similar forms	-	408	-	8.320
39079130	Polyesters, n.e.c. in heading no. 3907, unsaturated, in primary forms, in the form of liquids or pastes	-	11.220	-	34.432
39079190	Polyesters, n.e.c. in heading no. 3907, unsaturated, in primary forms, other than granules and similar forms, other than in the form of liquids/pastes	35.263	416.211	60.311	874.267

Tabel 3 : Ekspor Indonesia menurut Komoditi (Kode HS 8 digit)

Agustus 2022

Kode H S	Uraian golongan barang	Berat bersih (Kg)		Nilai F.O.B. (U S \$)	
		Bulan ini	Kumulatif	Bulan ini	Kumulatif
(1)	(2)	(3)	(4)	(5)	(6)
39079940	Polyester, n.e.c. in heading no. 3907, saturated, in primary forms, of a kind used for coating, in powder form	5.596	139.917	30.088	678.341
39079990	Polyesters, n.e.c. in heading no.3907, saturated, in primary forms, other than of a kind used for coating in powder form, thermoplastic liquid crystal aromatic polyester copolymers, and PBS	1.617.483	13.013.870	1.571.531	14.539.339
39081010	Polyamide-6, in primary forms	2.509.347	19.291.344	4.466.140	31.133.887
39081090	Polyamide-11, -12, -6,6, -6,9, -6,10 or -6,12, in primary forms	27.018	725.952	31.396	1.229.401
39089000	Polyamides, other than Polyamide-6, -11, -12, -6,6, -6,9, -6,10 or -6,12, in primary forms	106.809	524.624	30.185	1.219.304
39091010	Urea resins, thiourea resins, in primary forms, moulding compounds	9	198.063	7	174.064
39091090	Urea resins, thiourea resins, in primary forms, other than moulding compounds	897.338	4.603.075	999.239	4.926.746
39092010	Melamine resins, in primary forms, moulding compounds	18.997	143.128	40.154	436.057
39092090	Melamine resins, in primary forms, other than moulding compounds	91.840	1.487.576	175.379	3.104.479
39093110	Amino resin, poly(methylene phenyl isocyanate) (crude MDI, polymeric MDI), of a kind used for moulding	2	2	3	3
39093190	Amino resin, poly(methylene phenyl isocyanate) (crude MDI, polymeric MDI), other than of a kind used for moulding	12.750	82.505	38.344	272.859
39093999	Amino resin, other than poly(methylene phenyl isocyanate) (crude MDI, polymeric MDI), other than moulding compounds, other than glyoxal monourein resin	35	26.150	41	37.255
39094010	Phenolic resins, in primary forms, moulding compounds other than phenol formaldehyde	-	23.018	-	151.264
39094090	Phenolic resins, in primary forms, other than moulding compounds other than phenol formaldehyde	473.462	3.881.666	1.127.284	8.883.622
39095000	Polyurethanes, in primary forms	258.500	2.778.613	812.074	7.842.945
39100020	Silicones, in primary forms, in dispersion and in solutions	63.685	501.263	159.445	1.196.224
39100090	Silicones, in primary forms, other than in dispersion and in solutions	369.777	2.692.432	804.989	10.132.978
39111000	Petroleum resins, coumarone, indene or coumarone-indene resins and polyterpenes, in primary forms	700	58.816	1.614	129.172
39119000	Polysulphides, polysulphones and oth products spec. in Note 3 this Chapter, not elsewhere specified/included,in primary forms	28.341	456.039	92.475	896.050
39121100	Cellulose acetates, non-plasticised, in primary forms	2	267	1	11.355
39121200	Cellulose acetates, plasticised, in primary forms	1.343	10.471	54.639	453.241
39122019	Cellulose nitrates (including collodions),in primary forms, non-plasticised,oth water-based semi-finished nitrocellulose and alcohol-damped nitrocellulose	157.672	1.270.539	399.015	3.245.529
39123100	Cellulose ethers, carboxymethylcellulose and its salts, in primary forms	24.000	138.626	108.547	626.167
39123900	Cellulose ethers, in primary forms, other than carboxymethylcellulose and its salts	0	48.462	1	508.745
39129020	Cellulose and its chemical derivatives, in primary forms, other than cellulose acetates and cellulose nitrates, in the form of granules	-	2.400	-	40.741
39129090	Cellulose and its chemical derivatives, in primary forms, other than cellulose acetates and cellulose nitrates, other than in the form of granules	3.180	24.921	21.023	156.234
39131000	Alginic acid, its salts and esters, in primary forms	4	948	10	3.519
39139010	Hardened proteins, in primary forms	-	427	-	751
39139030	Starch-based polymers, in primary forms	24.467	91.504	73.443	252.727
39139090	Natural polymers & modified natural polymers, in primary forms, other than HS 39131000-39139030	47.999	654.847	604.457	5.912.924
39140000	Ion-exchangers based on polymers of heading no. 3901 to 3913, in primary forms	281	506	855	1.530
39151010	Waste, parings and scrap, of polymers of ethylene, of non-rigid cellular products	-	1.080	-	11

Tabel 3 : Ekspor Indonesia menurut Komoditi (Kode HS 8 digit)

Agustus 2022

Kode H S	Uraian golongan barang	Berat bersih (Kg)		Nilai F.O.B. (U S \$)	
		Bulan ini	Kumulatif	Bulan ini	Kumulatif
		(1)	(2)	(3)	(4)
39151090	Waste, parings & scrap, of polymers of ethylene, other than of non-rigid cellular products	655.110	2.680.360	313.118	1.781.238
39152090	Waste, parings & scrap, of polymers of styrene, other than of non-rigid cellular products	-	2	-	4
39153090	Waste, parings & scrap, of polymers of vinyl chloride, other than of non-rigid cellular products	140.000	588.000	73.905	314.545
39159010	Waste, parings & scrap, of poly(ethylene terephthalate)	1.543.176	7.571.756	1.353.159	7.165.446
39159020	Waste, parings & scrap, of polypropylene	16.251	16.251	6.601	6.601
39159030	Waste, parings & scrap, of polycarbonate	14.172	186.427	3.128	89.511
39159090	Waste, parings & scrap, of other HS 39159010-39159050	1.023.458	14.607.267	872.856	11.066.942
39161010	Monofilament, whether or not surface-worked but not otherwise worked, of polymers of ethylene	9.596	18.147	34.962	74.023
39161020	Rods, sticks and profile shapes, whether or not surface-worked but not otherwise worked, of polymers of ethylene	37.764	305.948	166.185	1.268.731
39162010	Monofilament, whether or not surface-worked but not otherwise worked, of polymers of vinyl chloride	33.272	285.327	142.464	1.145.119
39162020	Rods, sticks & profile shapes, whether or not surface-worked but not otherwise worked, of polymers of vinyl chloride	3.543	21.423	41.584	188.206
39169011	Monofilament of which any cross-sectional dimension exceeds 1 mm, rods, sticks and profile shapes, whether or not surface-worked but not otherwise worked, of polypropylene	685.176	3.130.816	1.648.520	7.591.918
39169012	Monofilament of which any cross-sectional dimension exceeds 1 mm, rods, sticks and profile shapes, whether or not surface-worked but not otherwise worked, of polystyrene	-	1.832.452	-	4.333.804
39169019	Monofilament of which any cross-sectional dimension exceeds 1 mm, rods, sticks and profile shapes, whether or not surface-worked but not otherwise worked, of other than polypropylene and polystyrene	4	4	43	43
39169029	Monofilament, rods, sticks and profile shapes, whether/not surface-worked but not otherwise worked, of other condensation/rearrangement polymerisation products	379	1.954	2.046	13.320
39169040	Monofilament, rods, sticks and profile shapes, of hardened proteins	18.395	108.270	112.664	999.004
39169050	Monofilament, rods, sticks and profile shapes, of vulcanised fibre	-	342	-	3.481
39169060	Monofilament, rods, sticks and profile shapes, of chemical derivatives of natural rubber	92	147	10.226	25.443
39169091	Monofilament of which any cross-sectional dimension >1mm, of plastics, other than HS 39161010-39169080	802	46.885	1.965	155.337
39169092	Rods, sticks & profile shapes, of plastics, other than HS 39161020-39169080	1.747	58.479	8.009	300.463
39171010	Artificial guts (sausage casings) of hardened protein	-	566	-	2.443
39171090	Artificial guts (sausage casings) of cellulosic materials	6.896	112.143	50.797	583.591
39172100	Tubes, pipes and hoses, rigid, of polymers of ethylene	19.238	457.608	66.945	1.270.340
39172200	Tubes, pipes and hoses, rigid, of polymers of propylene	526.899	3.868.930	2.253.110	16.352.400
39172300	Tubes, pipes and hoses, rigid, of polymers of vinyl chloride	18.910	86.529	102.001	294.816
39172911	Tubes, pipes and hoses, rigid, further worked than merely surface worked, of other addition polymerisation products	19.852	99.897	40.468	201.993
39172919	Tubes, pipes and hoses, rigid, further worked than merely surface worked, other than HS 39172911-39172912	107.464	908.428	447.626	2.061.938
39172922	Tubes, pipes and hoses, rigid, other than further worked than merely surface worked, of phenolic resins	-	673	-	1.172
39172924	Tubes, pipes & hoses, rigid, oth further worked, of cellulose nitrate/acetates & oth chem deriv of cellulose, plasticised, vulc fibre	-	5	-	10
39172925	Tubes, pipes & hoses, rigid, oth further worked thn merely surface worked, of oth condensation/rearrangement polymerisation prod.	-	0	-	1.072
39172929	Tubes, pipes & hoses, rigid, oth further worked thn merely surface worked, oth HS 39172921-39172925	11.151	120.888	56.576	545.000

Tabel 3 : Ekspor Indonesia menurut Komoditi (Kode HS 8 digit)

Agustus 2022

Kode H S	Uraian golongan barang	Berat bersih (Kg)		Nilai F.O.B. (U S \$)	
		Bulan ini	Kumulatif	Bulan ini	Kumulatif
(1)	(2)	(3)	(4)	(5)	(6)
39173111	Flexible tube, pipe & hose, min burst pressure 27.6Mpa, further worked thn merely surface worked, of addition polymerisation products	-	478	-	880
39173119	Flexible tube, pipe & hose, min burst pressure 27.6 Mpa, further worked thn merely surface worked, other than HS 39173111-39173112	774	5.322	50.823	251.870
39173129	Flexible tubes, pipe & hose, min burst pressure 27.6 Mpa, oth further worked thn merely surface worked, oth HS 39173121-39173125	229	2.680	10.476	48.003
39173210	Sausage or ham casings, not reinforced or otherwise combined with other materials, without fittings	232	311	2.835	5.553
39173220	Thermoplastic hoses for gas stove, not reinforced or otherwise combined with other materials, without fittings	-	68	-	1.210
39173291	Tubes, pipe & hose, other than HS 39173100, without fittings, further worked than merely surface-worked, of addition polymerisation products	665	15.321	20.319	363.580
39173292	Tubes, pipe & hose, other than HS 39173100, without fittings, further worked than merely surface-worked, of oth than addition polymerisation products	2.760	16.507	10.536	66.808
39173299	Tubes, pipe & hose, oth than HS 39173100, without fittings, not further worked than merely surface-worked, other than HS 39173293-39173295	27.722	200.523	107.503	1.109.230
39173310	Tubes, pipe & hose, oth than HS 39173100, with fittings, further worked than merely surface-worked	7.730	65.937	76.489	596.523
39173390	Tubes, pipe & hose, oth than HS 39173100, with fittings, other than further worked than merely surface-worked	7.235	55.427	76.791	609.081
39173912	Tubes, pipe & hose, oth than HS 39173100-39173300, further worked than merely surface-worked, of phenolic resins or amino resins, of chemical derivatives of natural rubber	-	6	-	65
39173919	Tubes, pipe & hose, oth than HS 39173100-39173300, further worked than merely surface-worked, other than 39173911-39173912	3.104	91.842	100.298	1.593.032
39173993	Tubes, pipe & hose, oth than HS 39173100-39173300, other than further worked than merely surface-worked, of other condensation or rearrangement polymerisation products	154	675	728	2.823
39173994	Tubes, pipe & hose, oth than HS 39173100-39173300, oth than further worked than merely surface-worked, of cellulose nitrate, cellulose acetates and other chemical derivatives of cellulose, plasticised	-	2	-	2
39173999	Tubes, pipe & hose, oth than HS 39173100-39173300, other than further worked than merely surface-worked, other than 39173991-39173994	4.347	56.725	29.870	1.021.719
39174000	Fittings (e.g. joints, elbows, flanges), of plastics	267.865	2.967.492	1.060.158	10.756.394
39181011	Floor coverings, of polymers of vinyl chloride, whether or not self-adhesive, in the form of tiles	-	124	-	504
39181019	Floor coverings, of polymers of vinyl chloride, whether or not self-adhesive, in rolls	2.572	8.942	5.058	53.555
39181090	Floor coverings, of polymers of vinyl chloride, whether or not self-adhesive, in other than the form of tiles and rolls	448	324.503	1.486	376.621
39189013	Floor coverings, of polyethylene, whether or not self-adhesive, in the form of other than tiles	144	2.544	168	2.688
39189019	Floor coverings, of other plastics other than HS 39189011-39189016	2	74.036	4	181.376
39189099	Wall or ceiling coverings of plastic, of vulcanised fibre	188.559	1.379.162	400.671	3.814.501
39191010	Self-adhesive plates, sheets, film, foil, tape, strip and other flat shapes, of polymers of vinyl chloride, in rolls of a width ≤ 20 cm	2.972	17.332	10.679	114.918
39191020	Self-adhesive plates, sheets, film, foil, tape, strip and other flat shapes, of polyethylene, in rolls of a width ≤ 20 cm	374.523	2.107.661	224.467	2.593.395

Tabel 3 : Ekspor Indonesia menurut Komoditi (Kode HS 8 digit)

		Agustus 2022			
Kode H S	Uraian golongan barang	Berat bersih (Kg)		Nilai F.O.B. (U S \$)	
		Bulan ini	Kumulatif	Bulan ini	Kumulatif
(1)	(2)	(3)	(4)	(5)	(6)
39191091	Self-adhesive plates, sheets, film, foil, tape, strip and other flat shapes, of hardened protein or chemical derivatives of natural rubber, in rolls of a width ≤ 20 cm	1.691	4.220	38.356	121.232
39191092	Self-adhesive plates, sheets, film, foil, tape, strip and other flat shapes, of addition polymerisation products, in rolls of a width ≤ 20 cm	-	0	-	11
39191099	Self-adhesive plates, sheets, film, foil, tape, strip and other flat shapes, in rolls of a width ≤ 20 cm, other than HS 39191091-39191092	888.846	12.025.586	3.078.714	41.326.203
39199010	Self-adhesive plates, sheets, film, foil, tape, strip and other flat shapes, of polymers of vinyl chloride, in rolls of a width > 20 cm	29.787	100.814	201.804	774.803
39199020	Self-adhesive plates, sheets, film, foil, tape, strip and other flat shapes, of hardened protein, in rolls of a width > 20 cm	0	165	1	638
39199091	Self-adhesive plates, sheets, film, foil, tape, strip and other flat shapes, of chemical derivatives of natural rubber, in rolls of a width > 20 cm	10.081	35.436	34.961	211.281
39199092	Self-adhesive plates, sheets, film, foil, tape, strip and other flat shapes, of addition polymerisation products, in rolls of a width > 20 cm	762	14.462	3.472	65.289
39199099	Self-adhesive plates, sheets, film, foil, tape, strip and other flat shapes, in rolls of a width > 20 cm, other than HS 39199091-39199092	232.525	830.469	1.144.409	4.652.074
39201011	Plates and sheets, of polymers of ethylene, non- cellular and not reinforced, laminated, supported or similarly combined with other materials, rigid	1	17.292	5	4.277
39201019	Plates and sheets, of polymers of ethylene, non- cellular and not reinforced, laminated, supported or similarly combined with other materials, other than rigid	2.328.278	25.155.013	4.896.385	50.626.986
39201090	Film, foil and strip, of polymers of ethylene	733.719	6.062.947	1.695.029	13.670.460
39202010	Plastics, biaxially oriented polypropylene film, of polymers propylene, non-cellular & not reinforced	5.456.631	44.227.309	14.152.180	117.474.767
39202091	Plastics, plate & sheet, other than biaxially oriented polypropylene film, of polymers propylene, non-cellular & not reinforced	777.470	7.050.514	1.679.970	15.707.042
39202099	Plastics, film, foil & strip, other than biaxially oriented polypropylene film, of polymer propylene, non-cellular & not reinforced	1.162.917	8.119.257	2.177.705	16.581.937
39203020	Plastics, of polymers of styrene, acrylonitrile butadiene styrene (ABS) sheets used in the manufacture of refrigerators	89.276	852.429	266.652	2.803.605
39203091	Plastics, plate & sheets of polymer styrene, acrylonitrile butadiene styrene sheet used manufacture of refrigerators, rigid	1.334	70.412	51.353	571.419
39203092	Plastics, plate & sheets of polymer styrene, acrylonitrile butadiene styrene sheet used manufacture of refrigerator, other than rigid	116	476	65	226
39203099	Plastics, film, foil & strip of polymer styrene, acrylonitrile butadiene styrene sheet used manufactur refrigerator	63.221	327.417	426.870	2.143.050
39204310	Plastics, plates & sheets, of polymers of vinyl chloride, containing by weight not less than 6% of plasticisers	1	74.199	1	335.540
39204390	Plastics, film, foil & strip, of polymers of vinyl chloride, containing by weight not less than 6% of plasticisers	40.555	569.010	100.614	1.920.481
39204900	Plastics, of polymers of vinyl chloride, containing by weight more than 6% of plasticisers	40.270	694.310	103.939	2.024.653
39205111	Plastics, plates & sheets of acrylic polymers, of polymethyl methacrylate, rigid	661.749	6.125.254	1.682.839	16.441.260
39205119	Plastics, plates & sheets of acrylic polymers, of polymethyl methacrylate, other than rigid	1.646.565	13.452.516	5.427.009	43.124.438
39205190	Plastics, film, foil and strip, of acrylic polymers, of polymethyl methacrylate	1	2	40	175
39205911	Plastics, plates & sheets of acrylic polymers (excluding polymethyl methacrylate), rigid	-	16.164	-	191.908

Tabel 3 : Ekspor Indonesia menurut Komoditi (Kode HS 8 digit)

		Agustus 2022			
Kode H S	Uraian golongan barang	Berat bersih (Kg)		Nilai F.O.B. (U S \$)	
		Bulan ini	Kumulatif	Bulan ini	Kumulatif
(1)	(2)	(3)	(4)	(5)	(6)
39205919	Plastics, plates & sheets of acrylic polymers (excluding polymethyl methacrylate), other than rigid	-	413	-	3.180
39205990	Plastics, film, foil and strip of acrylic polymers (excluding polymethyl methacrylate)	4	3.941	46	18.539
39206110	Plastics, plates&sheets, of polycarbonates, non-cellular¬ reinforced,laminate,support/combined with other materials	150.172	2.506.734	680.805	11.050.993
39206190	Plastics, film,foil and strip, of polycarbonates, non-cellular¬ reinforced,laminate,support/combine with oth materials	1.040	220.700	8.314	323.539
39206210	Plastics,plate&sheet,of poly(ethylene terephthalate), non-cellular¬ reinforce,laminate,support/combine oth material	1.585.384	16.655.128	5.388.838	48.966.174
39206291	Plastics,of poly(ethylene terephthalate), solar protection film	1.090	1.476	9.990	14.641
39206299	Plastics,of poly(ethylene terephthalate), other than solar protection film	2.537.580	30.613.882	6.694.031	75.739.078
39206390	Plastics, film, foil&strip, of unsaturated polyesters,non-cellular & not reinforce,laminate,support/combine oth material	-	0	-	1
39206910	Plastics,plates & sheets,of other polyesters,non-cellular & not reinforced,laminated,supported/combined oth material	6	389.842	572	781.566
39206990	Plastics, film,foil & strip,of other polyesters,non-cellular & not reinforced,laminated,supported/combined oth material	549.496	6.988.000	1.641.360	18.887.176
39207110	Plastics, plates, sheets, film, foil and strip (not self-adhesive), of regenerated cellulose, cellophane film	-	1	-	1
39207191	Plastics, plates, sheets, film, foil and strip (not self-adhesive), of regenerated cellulose, printed sheets	-	300	-	4.717
39207199	Plastics, plates, sheets, film, foil and strip (not self-adhesive), of regenerated cellulose, other than printed sheets	-	23	-	37
39207910	Plastics, plates, sheets, film, foil and strip (not self-adhesive), of nitrocellulose (gun cotton)	-	95	-	72
39207999	Plastics, film,foil&strip other than nitrocellulose(gun cotton) & vulcanised fibre,laminated,supported/combined oth material	-	8	-	49
39209110	Plastics, film of a kind used in safety glass,thickness >0.38mm but≤ 0.76mm, & of a width ≤2 m, of poly(vinyl butyral)	161	625	1.379	1.976
39209191	Plastics, plate&sheet,film unused in safety glass, thickness >0.38mm but ≤ 0.76mm, & width ≤2 m, of poly(vinyl butyral)	-	80.400	-	15.940
39209199	Plastics, foil&strip, film unused in safety glass, thickness >0.38mm but ≤ 0.76mm, & width≤2 m, of poly(vinyl butyral)	27.016	53.284	26.869	161.829
39209210	Plastics,plates,sheets,film,foil&strip,of polyamide-6,non-cellular¬ reinforce,laminate,support/combine oth materials	1.211.361	9.867.404	4.577.756	38.523.873
39209291	Plastics,plates&sheets, other than of polyamide-6,non-cellular & not reinforced, laminated,support/combine oth materials	106	352	994	24.827
39209299	Plastics, film,foil&strip,other than of polyamide-6,non-cellular¬ reinforced, laminated,support/combine oth materials	159	362	4	27
39209499	Plastics, film,foil & strip, other than phenol formaldehyde sheets,laminated,supported/combined with oth material	-	1	-	3
39209910	Plastic;plate,sheet,film,foil &strip,of plastic n.e.c. heading 3920,of hardened protein;chemical derivative natural rubber	-	76	-	3.444
39209921	Plastics, plates & sheets, of plastics n.e.c. in heading 3920, of addition polymerisation products	-	3.043	-	12.768
39209929	Plastics, film, foil & strip, of plastics n.e.c. in heading 3920, of addition polymerisation products	751	14.762	10.003	19.667

Tabel 3 : Ekspor Indonesia menurut Komoditi (Kode HS 8 digit)

Agustus 2022

Kode H S	Uraian golongan barang	Berat bersih (Kg)		Nilai F.O.B. (U S \$)	
		Bulan ini	Kumulatif	Bulan ini	Kumulatif
(1)	(2)	(3)	(4)	(5)	(6)
39209939	Plastics, film, foil & strip, of plastics n.e.c. in heading 3920, of condensation or rearrangement polymerisation products	-	157	-	4.618
39209990	Plastics, of plastics n.e.c. in heading 3920, laminated, supported/combine oth material, other than HS 39201011-39209939	1.270	41.334	4.614	137.414
39211129	Other plates, sheets, film, foil and strip, of plastics, Cellular, Of polymers of styrene :Rigid : of condensation or rearrangement polymerisation products, plates and sheets	11	1.362	21	1.193
39211191	Plastics, plates & sheets, of polymers of styrene, cellular, not rigid	3	6.647	62	43.775
39211192	Plastics, film, of polymers of styrene, cellular, not rigid	-	13.203	-	34.045
39211199	Plastics, foil and strip, of polymers of styrene, cellular, not rigid	753	20.476	1.870	54.028
39211200	Plastics, plates, sheets, film, foil and strip, of polymers of vinyl chloride, cellular	37.766	290.675	155.210	1.217.874
39211311	Plastics, plates & sheets, of polyurethanes: of styrene, cellular, rigid	1.336	11.214	20.740	215.469
39211319	Plastics, plates & sheets, of polyurethanes: of styrene, cellular, not rigid	4.880	123.016	33.629	964.115
39211391	Plastics, plates & sheets, of polyurethanes, cellular, not rigid	6.126	153.346	99.530	2.068.519
39211392	Plastics, film, of polyurethanes, cellular, not rigid	47	8.069	273	48.031
39211399	Plastics, foil and strip, of polyurethanes, cellular, not rigid	50.677	298.428	597.532	3.341.066
39211491	Plastics, plates & sheets, of regenerated cellulose, cellular, not rigid	-	3	-	0
39211492	Plastics, film, of regenerated cellulose, cellular, not rigid	-	2.976	-	57.563
39211499	Plastics, foil and strip, of regenerated cellulose, cellular, not rigid	-	2	-	5
39211911	Other plates, sheets, film, foil and strip, of plastics, cellular : of other plastics : plates and sheets of addition polymerisation products, other of polypropylene	130	1.821	3.992	44.305
39211912	Other plates, sheets, film, foil and strip, of plastics, Cellular , of other plastics, plates and sheets of addition polymerisation products , other of polyethylene	-	6.999	-	97.310
39211919	Other plates, sheets, film, foil and strip, of plastics, cellular , of other plastics, plates and sheets of addition polymerisation products , other than other	205	1.917	205	11.876
39211931	Plates and sheets of condensation or rearrangement polymerisation products of polycarbonates	-	1.700	-	128
39211940	Plates and sheets of cellulose or its chemical derivatives, or of vulcanised fibre	-	0	-	2
39211969	Film and foil, other than of nitrocellulose (gun-cotton) and hardened proteins, of chemical derivatives of natural rubber	-	557.696	-	1.856.708
39211999	Strip, other than of nitrocellulose (gun-cotton) and hardened proteins, of chemical derivatives of natural rubber	910.867	7.420.652	3.298.877	25.622.896
39219010	Plastics, plates, sheets, film, foil and strip, other than cellular, of vulcanised fibre	376	18.657	12.571	116.753
39219020	Plastics, plates, sheets, film, foil and strip, other than cellular, of hardened proteins	8.099	442.781	33.495	1.461.186
39219030	Plastics, plates, sheets, film, foil and strip, other than cellular, of chemical derivatives of natural rubber	-	116	-	1.034
39219041	Plastics, plates & sheets, other than cellular, of condensation or rearrangement polymerisation products	24.366	102.252	82.843	384.386
39219042	Plastics, film, other than cellular, of condensation or rearrangement polymerisation products	-	392	-	109
39219043	Plastics; textile laminated strip, other than cellular, of condensation or rearrangement polymerisation products	-	2	-	24
39219049	Plastics, foil & strip, other than cellular, of condensation or rearrangement polymerisation products	3	2.777	4	15.798
39219060	Plastics, plates, sheets, film, foil and strip, other than cellular, of other cellulose or its chemical derivatives	3	3	27	27

Tabel 3 : Ekspor Indonesia menurut Komoditi (Kode HS 8 digit)

		Agustus 2022			
Kode H S	Uraian golongan barang	Berat bersih (Kg)		Nilai F.O.B. (U S \$)	
		Bulan ini	Kumulatif	Bulan ini	Kumulatif
(1)	(2)	(3)	(4)	(5)	(6)
39219070	Plastics, plates, sheets, film, foil and strip, other than cellular, of additional polymerisation products	11.896	39.116	1.877	27.363
39219090	Plastics, plates, sheets, film, foil and strip, other than cellular, of other than HS 39219010-39219060	1.895.500	15.322.270	6.611.661	49.590.175
39221011	Bathtubs having rectangular or oblong interior shape of plastics	322	1.125	3.416	23.377
39221019	Plastics, baths, other than bathtubs having rectangular or oblong interior shape	10.383	29.400	83.316	208.499
39221090	Baths, shower-baths, sinks and wash-basins, other than bathtubs having rectangular or oblong interior shape of plastics	24.754	98.547	77.019	505.821
39222000	Lavatory seats and covers	9.506	72.291	127.493	846.479
39229012	Lavatory pans, flushing cisterns and urinals , flushing cisterns equipped with their mechanisms	3.154	19.573	6.645	13.999
39229019	Lavatory pans, flushing cisterns and urinals, other than parts and flushing cisterns equipped with their mechanisms	2.058	42.752	4.492	33.794
39229090	Plastics, bidets, lavatory pans, flushing cisterns and similar sanitary ware n.e.c. in heading no. 3922	2.741	25.763	17.909	139.359
39231010	Plastics, cases for film, tape and optical discs, for the conveyance or packing of goods	356.474	2.448.221	2.092.969	14.708.735
39231020	Plastics, other of specially shaped or fitted for the conveyance or packing of semiconductor wafers, masks or reticles , for the conveyance or packing of goods	-	314	-	727
39231090	Plastics, boxes, crates and similar articles, for the conveyance or packing of goods	307.332	3.243.755	3.047.413	26.735.670
39232111	Ethylene polymer; aseptic bag reinforced with aluminium foil,width >315 mm and length >410mm, incorporating a sealed gland	496.948	2.667.837	685.402	3.884.971
39232119	Ethylene polymer;aseptic bag reinforced with aluminium foil,width ≤315 mm& length ≤410mm,incorporating a sealed gland	2.253.704	18.015.826	4.243.290	33.755.464
39232191	Ethylene polymer;aseptic bag not reinforced with aluminium foil,width>315 mm and length>410mm, incorporating a sealed gland	32.585	386.620	207.889	2.060.236
39232199	Ethylene polymer;aseptic bag not reinforced with aluminium foil,width ≤315 mm and length≤ 410mm, incorporating sealed gland	5.561.872	43.597.359	9.344.682	73.245.316
39232910	Ethylene polymer; aseptic bags reinforced/not with aluminium foil,width>315 mm and length>410 mm,incorporating a sealed gland	79.085	82.553	139.633	170.719
39232990	Ethylene polymer;aseptic bags reinforced/not with aluminium foil,width ≤315 mm & length ≤410 mm,incorporat a sealed gland	561.391	5.214.178	1.757.986	14.322.688
39233020	Plastic, carboy,bottle,flask and similiar,multilayer fibreglas reinforce container,for compress/liquefied gas;for conveyance/pack	490	1.092	2.861	7.478
39233090	Plastic;carboy,bottle,flask and similiar,other than multilayer fibreglass containers,for compress/liquefied gas;for conveyance/packing	222.412	1.595.514	1.724.715	11.093.009
39234010	Spools, cops, bobbins and similar supports, suitable for use with the machines of heading 8444, 8445 or 8448	3.995	54.694	299	111.530
39234090	Spools, cops, bobbins and similar supports, not for use with the machines of heading 8444, 8445 or 8448	87.537	559.339	278.203	2.353.753
39235000	Spools, cops, bobbins & similar supports, stoppers, lids, caps and other closures, for the conveyance or packing of goods	214.060	1.627.633	1.656.118	13.216.814
39239010	Spools, cops, bobbins and similar supports, toothpaste tubes	14.476	107.343	106.681	684.595
39239090	Spools, cops, bobbins and similar supports, other than toothpaste tubes	2.714.121	17.957.179	12.685.620	73.684.363
39241010	Plastics, tableware and kitchenware, of melamine	42.933	384.600	85.751	1.037.221

Tabel 3 : Ekspor Indonesia menurut Komoditi (Kode HS 8 digit)

		Agustus 2022			
Kode H S	Uraian golongan barang	Berat bersih (Kg)		Nilai F.O.B. (U S \$)	
		Bulan ini	Kumulatif	Bulan ini	Kumulatif
(1)	(2)	(3)	(4)	(5)	(6)
39241091	Plastics, tableware and kitchenware, other of melamine, baby feeding bottles	158.251	743.442	2.580.786	10.556.700
39241099	Plastics, tableware and kitchenware, other of melamine, other than baby feeding bottles	395.996	3.745.347	1.081.164	19.319.124
39249010	Plastics, household articles and hygienic or toilet articles, bed pans, urinals (portable type) /chamber-potss	6	4.278	15	28.909
39249020	Plastics, household articles and hygienic/toilet articles nipple former, breastshells, nipple shields, hand expression funnel	-	21	-	116
39249030	Plastics, household articles and hygienic or toilet articles supplementary feeding system for babies	224	998	6.193	31.590
39249090	Plastics, household articles and hygienic or toilet articles n.e.c. in heading no. 3924	513.279	3.564.453	3.389.603	24.731.533
39251000	Plastics, reservoirs, tanks, vats and similar containers, of a capacity exceeding 300 l	43.408	269.497	77.315	899.548
39252000	Plastics, doors, windows and their frames and thresholds for doors	24.104	149.936	56.002	309.675
39253000	Plastics, shutters, blinds (including Venetian blinds) and similar articles and parts thereof	33.770	325.682	243.862	2.842.623
39259000	Plastics, builders' ware, n.e.c. or included in heading no. 3925	148.287	1.091.917	744.942	4.812.014
39261000	Plastics, office or school supplies	413.312	2.975.490	1.580.471	11.217.703
39262010	Plastics, glove, aprons, babies' bibs	12.201	72.560	644.589	3.525.246
39262020	Plastics, shoulder pads or shields	-	21	-	72
39262030	Plastics, other padding for articles of apparel or clothing accessories	326	35.829	5.917	95.636
39262060	Plastics, articles of apparel used for protection from chemical substances, radiation or fire	-	858	-	19.042
39262090	Plastics, articles of clothing accessories (including gloves, mittens & mitts)	78.609	746.230	763.963	10.312.431
39263000	Plastics, fittings for furniture, coachwork or the like	43.226	447.841	370.440	3.069.775
39264000	Plastics, statuettes and other ornamental articles	69.616	579.256	430.311	3.721.556
39269010	Plastics, floats for fishing nets	1.650	20.244	15.420	158.966
39269020	Plastics, fans and handscreens, frames and handles therefor, and parts thereof	28.917	112.172	69.547	517.088
39269032	Plastics, hygienic, medical and surgical articles, plastic moulds with denture imprints	10	542	57	3.523
39269039	Plastics, hygienic, medical and surgical articles, other than plastic moulds with denture imprints	66.169	556.463	772.533	20.291.895
39269041	Plastics, safety and protective devices, police shields	22	158	31	749
39269042	Plastics, safety and protective devices, protective masks for use in welding and similar work	0	13.349	2	48.732
39269044	Plastics, safety and protective devices, life saving cushions for the protection of persons falling from heights	-	60	-	1.183
39269049	Plastics, safety and protective devices, other than HS 39269041 - 39269044	18.815	158.242	119.075	1.748.337
39269053	Plastics, articles for industrial uses, transmission or conveyor belts or belting	1.110	14.207	31.149	399.265
39269055	Plastics, articles for industrial uses, plastic J-hooks or bunch blocks for detonators	0	735	0	5.696
39269059	Plastics, articles for industrial uses, other than HS 39269053 - 39269055	253.375	2.175.950	3.205.895	26.677.636
39269060	Plastics, poultry feeders	618	13.989	2.740	73.451
39269081	Plastics, shoe lasts	6.058	30.276	103.303	463.674
39269082	Plastics, prayer beads	57	1.280	725	24.923
39269089	Plastics, cards for jewellery or small objects of personal adornment	20.331	201.847	123.978	1.015.654
39269091	Plastics, of a kind used for grain storage	-	2	-	66
39269092	Plastics, empty capsules of a kind suitable for pharmaceutical use	11	104	701	4.117
39269093	Plastics, bucles, adjusters, hooks and cord stoppers	109	125.341	1.425	1.305.041
39269099	Plastics, n.e.c. in heading no. 3923	879.472	6.816.013	6.107.218	46.135.802

Tabel 3 : Ekspor Indonesia menurut Komoditi (Kode HS 8 digit)

Agustus 2022

Kode H S	Uraian golongan barang	Berat bersih (Kg)		Nilai F.O.B. (U S \$)	
		Bulan ini	Kumulatif	Bulan ini	Kumulatif
(1)	(2)	(3)	(4)	(5)	(6)
40011011	Centrifuged concentrate natural rubber latex, exceeding 0.5% by volume of ammonia content	40.000	1.424.500	79.640	2.570.990
40011019	Non-centrifuged concentrate natural rubber latex, exceeding 0.5% by volume of ammonia content	-	195	-	21.080
40011029	Non-centrifuged concentrate natural rubber latex, not exceeding 0.5 % by volume of ammonia content	-	101	-	792
40012110	Natural rubber in smoked sheets, RSS Grade 1	4.163.933	33.572.861	8.198.518	67.779.003
40012150	Natural rubber in smoked sheets, RSS Grade 5	4.859	11.865	6.317	16.405
40012190	Natural rubber in smoked sheets, other than RSS Grade 1 to 5	-	15	-	22
40012210	Technically specified natural rubber (TSNR) 10	12.569.760	88.372.636	22.072.327	159.833.897
40012220	Technically specified natural rubber (TSNR) 20	159.260.159	1.350.957.426	279.186.417	2.439.851.307
40012230	Technically specified natural rubber (TSNR) L	-	725.760	-	1.516.032
40012240	Technically specified natural rubber (TSNR) CV	463.680	3.971.520	879.036	7.926.630
40012290	Technically specified natural rubber (TSNR) other than TSNR 10, 20, L,CV, GP and 5	9	73	12	45
40012999	Natural rubber, other than in primary forms	-	200	-	2.534
40013020	Balata, guttapercha, guayule, chicle & similar natural gums in primary forms	-	18.000	-	162.000
40013090	Balata, guttapercha, guayule, chicle and similar natural gums not in primary forms	11	174.820	128	742.710
40021100	Styrene-butadiene rubber (SBR), carboxilated styrene-butadiene rubber (XSBR), in latex form	3.338.392	28.884.764	3.202.716	27.137.827
40021910	SBR, XSBR other than latex, in primary forms or in vulcanised, uncompound plates, sheets, or strips	409	30.221	11.541	371.156
40021990	SBR, XSBR, other than latex, other than in primary forms or in vulcanised, uncompound plates, sheets, or strips	2.507.673	19.537.270	6.612.413	47.769.137
40022090	Synthetic rubber, Butadiene rubber (BR) other than in primary forms	6.842.365	34.066.153	16.604.757	72.581.319
40023190	Isobutene-isoprene (butyl) rubber (IIR), other than unvulcanised, uncompound plates, sheets or strip	-	9	-	293
40024100	Chloroprene (chlorobutadiene) rubber(CR) , in latex form	4	1.354	5	6.699
40024990	Chloroprene (chlorobutadiene) rubber(CR) other than latex, other than in primary forms	-	7.600	-	3.814
40025990	Acrylonitrile-butadiene rubber (NBR) other than latex, other than in primary forms	-	9	-	1.084
40026010	Isoprene rubber (IR) in primary forms	-	19	-	615
40026090	Isoprene rubber (IR) other than in primary forms	3.423	11.921	79.203	273.577
40027010	Ethylene-propylene-non-conjugated diene rubber (EPDM), in primary forms	27	253	397	1.269
40027090	Ethylene-propylene-non-conjugated diene rubber (EPDM), other than in primary forms	10	105	341	780
40028010	Mixture of natural rubber latex with syntetic rubber latex	604.812	3.951.372	1.096.619	7.182.842
40028090	Mixtures of product of 4001 with product of 4002 other than mixture of natural rubber latex with syntetic rubber latex	1.129.020	9.858.360	2.020.717	18.195.991
40029990	Other than synthetic rubber: other than latex, other epoxidsed, other than in primary forms or in unvulcanised, uncompound plates, sheets or strip	1.977	2.591	73.045	74.516
40030000	Reclaimed rubber in primary forms or in plates, sheets or strip	716.762	7.327.358	521.348	4.705.285
40040000	Waste, parings and scrap of rubber (other than hard rubber) and powders and granules obtained therefrom	271.400	2.110.579	60.963	543.142
40051010	Compounded of natural gums with carbon black or silica, unvulcanised, in primary forms or in plates, sheets or strip	1.805.520	13.151.918	5.932.179	41.621.764
40051090	Compounded rubber, oth than natural gums with carbon black/silica, unvulcanised, in primary forms/in plates,sheets/strip	299.392	3.689.953	599.650	7.221.025
40052000	Compounded rubber, unvulcanised, solutions, dispersions other than those of subheading 400510	8	99	3	110
40059190	Compounded rubber other than of natural gums, other than 400510 and 400520, unvulcanised, in plates, sheets amd strip	5.670	122.983	37.165	434.288

Tabel 3 : Ekspor Indonesia menurut Komoditi (Kode HS 8 digit)

Agustus 2022

Kode H S	Uraian golongan barang	Berat bersih (Kg)		Nilai F.O.B. (U S \$)	
		Bulan ini	Kumulatif	Bulan ini	Kumulatif
(1)	(2)	(3)	(4)	(5)	(6)
40059910	Compounded rubber, latex, other than 400510 and 400520, unvulcanised, other than in primary forms	3.293	9.421	6.956	19.446
40059920	Natural rubber compounded with substances other than carbon or silica, unvulcanised, in primary forms	-	1	-	22
40059990	Compounded rubber, n.e.c. in sub heading 400510 & n.e.c. in sub heading 400520, in primary forms, n.e.c. in sub heading 400599	7.827	516.557	110.488	1.586.540
40061000	Unvulcanized rubber, "Camel-back" strips for retreading rubber tyres	999	2.458	18.624	43.483
40069011	Article of unvulcanised rubber, of natural gums, other than ôCamel-backö strips for retreading rubber tyres	16	16	90	90
40069019	Form of unvulcanised rubber, of natural gums, other than articles or ôCamel-backö strips for retreading rubber tyres	-	91	-	1.348
40069090	Form and article of unvulcanised rubber, other than natural gums or ôCamel-backö strips for retreading rubber tyres	166	2.342	7.896	67.047
40070000	Vulcanised rubber thread and cord.	101.436	656.158	361.302	3.390.171
40081110	Plates, sheets & strip of vulcanised cellular rubber, exceeding 5 mm in thickness, lined with textile fabric on one side	1.283	2.293	6.420	10.700
40081120	Plates, sheets and strip of vulcanised cellular rubber, not exceeding 5 mm in thickness, floor tiles and wall tiles	-	30	-	62
40081190	Plates, sheets and strip of vulcanised cellular rubber, other than HS 40081110 and 40081120	351	2.368	6.558	32.546
40081900	Vulcanised cellular rubber (other than hard rubber), other than plates, sheets and strip	3.414	25.523	31.184	239.743
40082110	Plates, sheets and strip of vulcanised non-celular rubber, > 5 mm in thickness, lined with textile fabric on one side	30.910	199.850	45.503	397.493
40082120	Plates, sheets and strip of vulcanised non-celular rubber, not exceeding 5 mm in thickness, floor tiles and wall tiles	7.529	28.318	10.883	40.525
40082190	Plates, sheets and strip of vulcanised non-celular rubber, other than HS 40082110 - 40082190	128.311	1.168.871	251.732	2.250.165
40082900	Vulcanised non-celular rubber (other than hard rubber), other than plates, sheets and strip	407	9.559	102	55.120
40091100	Tubes, pipes & hoses, vulcanised rubber other than hard rubber, not reinforced/othwise combined with oth materials without fittings	28.894	222.535	233.901	1.770.118
40091210	Mining slurry suction&discharge hoses, vulcanised rubber other than hard rubb, not reinforced/combined materials, with fittings	17.000	17.000	7.225	7.225
40091290	Tubes, pipes & hoses, vulcanised rubber other than hard rubber, not reinforced/combined w/ oth material with fittings, other than HS 40091210	19.481	202.090	203.933	3.077.180
40092190	Tubes, pipes & hoses of vulcanised rubber other than hard rubber, reinforced/combined with metal, without fittings, other than HS 40092110	221.767	1.473.879	636.772	4.098.777
40092290	Tubes, pipes & hoses of vulcanised rubber other than hard rubber, reinforced or combined with metal, with fittings, other than HS 40092210	21.933	159.378	159.531	996.678
40093110	Mining slurry suction&discharge hoses, vulcanised rubber other than hard rubber, reinforced/combined w/textile, without fittings	-	29	-	212
40093191	Fuel/heater/water hoses, reinforces/combined w/textile, used on motor vehicles of 8702, 8703, 8704 or 8711, without fittings	87.523	538.399	1.157.008	6.652.440
40093199	Tubes, pipes & hoses of vulcanised rubber other than hard rubber, reinforced/combined w/textile, without fittings, n.e.c. in subheading 400931	15.572	36.933	50.647	194.059
40093210	Mining slurry suction&discharge hoses, vulcanised rubber other than hard rubber, reinforced/combined with textile, with fittings	1	1	520	520

Tabel 3 : Ekspor Indonesia menurut Komoditi (Kode HS 8 digit)

		Agustus 2022			
Kode H S	Uraian golongan barang	Berat bersih (Kg)		Nilai F.O.B. (U S \$)	
		Bulan ini	Kumulatif	Bulan ini	Kumulatif
(1)	(2)	(3)	(4)	(5)	(6)
40093290	Tubes,pipes&hoses of vulcanised rubber other than hard rubber,reinforced/combined with textile,with fittings,n.e.c. in 400932	2.549	4.708	27.202	139.989
40094110	Rubber hose used for gas stove,vulcanised rubber other than hard rubber,reinforced/combined with oth materials,without fittings	324	1.991	18.712	107.569
40094190	Tubes/pipes&hoses,vulcanised rubber other than hard rubber, reinforced/combined with other materials,without fittings oter than HS 40094110	12.302	288.883	255.382	2.742.676
40094210	Mining slurry suction&discharge hoses,vulcanised rubber other than hard rubber,reinforced/combined w/ oth material,with fitting	40	44	341	417
40094220	Rubber hose used for gas stove,vulcanised rubber other than hard rubber,reinforced/combined with other materials,with fittings	11	49	60	594
40094290	Tubes/pipes&hoses,vulcanised rubber other than hard rubber,reinforced/combined with other materials,with fittings n.e.c. 400942	185.106	1.260.822	1.019.862	8.263.730
40101100	Conveyor belts or belting, of vulcanised rubber, reinforced only with metal	-	2	-	90
40101200	Conveyor belts or belting, of vulcanised rubber, reinforced only with textile materials	17.559	99.946	128.016	738.325
40101900	Conveyor belts or belting, of vulcanised rubber, other than reinforced only with metal or textile material	1.723	23.875	1.693	57.554
40103100	Endless transmission belts trapezoidal cross-section (V-belts),V-ribbed,vulc rubber,outside circum>60 cm but not<180 cm	415.859	3.231.047	3.440.199	25.573.498
40103200	Endless transm belts trapezoidal cross-section (Vbelts),oth thn V-ribbed,outside circum exceed 60 cm but not exceed 180 cm	16.208	146.398	179.497	1.633.689
40103300	Endless transmission belts trapezoidal cross-section (Vbelts),V-ribbed,outside circum exceed 180 cm but not exceed 240 cm	13	292	454	4.102
40103400	Endless transm belts trapezoidal cross-section (Vbelts),oth thn Vribbed,outside circum exceed 180 cm but not exceed 240 cm	2.781	48.629	15.987	294.989
40103500	Endless synchronous belts, of an outside circumference exceeding 60 cm but not exceeding 150 cm, of vulcanised rubber	190	1.660	7.313	62.567
40103900	Transmission belts or belting, of vulcanised rubber, other than HS 40103100-40103600	245.006	2.046.132	2.460.687	17.227.340
40111000	New pneumatic tyres, of rubber, of a kind used on motor cars (including station wagons and racing cars)	29.290.660	258.824.616	118.017.370	980.640.900
40112011	New pneumatic tyres, of rubber, of a kind used on buses or lorries, of a width not exceeding 450 mm: having a width not exceeding 230 mm, and fitting a rim of a diameter not exceeding 16 inch	97.411	710.667	333.670	2.490.126
40112012	New pneumatic tyres, of rubber, of a kind used on buses or lorries, of a width not exceeding 450 mm: having a width not exceeding 230 mm, and fitting a rim of a diameter exceeding 16 inch	82.751	625.886	262.811	1.903.385
40112013	New pneumatic tyres, of rubber, of a kind used on buses or lorries, of a width not exceeding 450 mm: having a width exceeding 230 mm but not exceeding 385 mm	1.986.899	9.272.578	6.289.601	29.192.924
40112019	New pneumatic tyres, of rubber, of a kind used on buses or lorries, of a width not exceeding 450 mm: other than HS 40112011-40112013	110	7.566.048	535	23.266.867
40112090	New pneumatic tyres, of rubber, of a kind used on buses or lorries, of a width exceeding 450 mm.	15.828	169.361	52.118	511.757
40113000	New pneumatic tyres, of rubber, of a kind used on aircraft	1.429	29.783	39.313	463.327
40114000	New pneumatic tyres, of rubber, of a kind used on motorcycles	3.717.890	25.078.184	15.587.597	101.174.506

Tabel 3 : Ekspor Indonesia menurut Komoditi (Kode HS 8 digit)

Agustus 2022

Kode H S	Uraian golongan barang	Berat bersih (Kg)		Nilai F.O.B. (U S \$)	
		Bulan ini	Kumulatif	Bulan ini	Kumulatif
(1)	(2)	(3)	(4)	(5)	(6)
40115000	New pneumatic tyres, of rubber, of a kind used on bicycles	1.613.144	12.794.339	11.774.377	88.656.957
40117000	New pneumatic tyres, of rubber, of a kind used on agricultural or forestry vehicles and machines	185.949	3.483.637	637.584	11.766.632
40118011	New pneumatic tyres, of rubber, used on tractors, machinery of heading 8429 or 8430, forklifts, wheel-barrows or other industrial handling vehicles and machines, fitting a rim of a diameter ≤ 24 inch	865.727	8.350.670	2.855.634	26.657.809
40118019	New pneumatic tyres, of rubber, of a kind used on construction, mining or industrial handling vehicles and machines, fitting a rim of a diameter not exceeding 24 inch, other than HS 40118011	386	418	101	125
40118031	New pneumatic tyres, of rubber, fitting a rim of a diameter >24 inch, of a kind used on machinery of heading 8429 or 8430	-	2	-	35
40118039	New pneumatic tyres, of rubber, fitting a rim of a diameter >24 inch, of a kind used on forklifts or other industrial handling vehicles and machines	1.638	131.278	15.946	438.125
40118040	New pneumatic tyres, of rubber, fitting a rim of a diameter exceeding 24 inch, other	44.073	90.926	156.858	302.365
40119010	New pneumatic tyres, of rubber, of a kind used on vehicles of Chapter 87	694	4.473	5.536	16.968
40119020	New pneumatic tyres, of rubber, of a kind used on machinery of heading 8429 or 8430.	-	115.140	-	383.952
40119090	New pneumatic tyres, of rubber, n.e.c. in heading 4011 of a width not exceeding 450 mm	88.680	968.000	280.547	3.035.550
40121100	Retreaded tyres of rubber, of a kind used on motor cars (including station wagons and racing cars)	-	247	-	1.021
40121290	Retreaded tyres of rubber, of a kind used on buses or lorries, of a width exceeding 450 mm	567	7.815	1.505	24.769
40121300	Retreaded tyres of rubber, of a kind used on aircraft	-	159.060	-	73.095
40121949	Retreaded tyres of rubber, of a kind used on vehicle of Chapter 87, other than of a kind used on agricultural or forestry tractors	-	142	-	1.037
40121990	Retreaded tyres of rubber, other than HS 40121100-40121949	37.648	94.936	106.253	209.306
40122029	Used pneumatic tyres of rubber, of a kind used on buses or lorries, of a width exceeding 450 mm	20	44	30	66
40122030	Used pneumatic tyres of rubber, of a kind used on aircraft	-	4.300	-	7.525
40122040	Used pneumatic tyres of rubber, of a kind used on motorcycles	-	821	-	2.198
40122050	Used pneumatic tyres of rubber, of a kind used on bicycles	-	252	-	77
40122099	Used pneumatic tyres of rubber, n.e.c. sub heading 401220	88	2.874	244	12.585
40129014	Solid tyres exceeding 250 mm in external diameter, of a width not exceeding 450 mm	9.003	34.232	17.107	61.400
40129017	Solid tyres exceeding 250 mm in external diameter, of a width exceeding 450 mm	249.567	1.006.913	410.705	1.693.765
40129019	Rubber, tyres, other solid tyres not exceeding 250 mm in external diameter, of a width not exceeding 450 mm	92.909	759.680	539.485	4.191.308
40129021	Cushion tyres of rubber, of a width not exceeding 450 mm	-	20	-	10
40129071	Replaceable tyre treads : of a width not exceeding 450 mm	-	50.468	-	120.611
40129080	Tyre flaps of rubber	2.961	95.052	6.095	201.951
40129090	Retreaded/used pneumatic tyres of rubber, solid/cushion tyres, tyre treads & flaps, n.e.c. in heading 4012	19	34.287	61	56.515
40131011	Inner tubes of rubber, of a kind used on motor cars, suitable for fitting to tyres of a width < 450 mm	47.460	301.993	143.705	971.338
40131019	Inner tubes of rubber, of a kind used on motor cars, suitable for fitting to tyres of a width > 450 mm	82	767	95	2.087
40131021	Inner tubes of rubber, of a kind used on buses or lorries, suitable for fitting to tyres of a width not exceeding 450 mm	740	11.697	3.782	44.559
40131029	Inner tubes of rubber, of a kind used on buses or lorries, suitable for fitting to tyres of a width exceeding 450 mm	-	4	-	10
40132000	Inner tubes of rubber, of a kind used on bicycles	263.900	2.462.266	1.634.413	15.466.542

Tabel 3 : Ekspor Indonesia menurut Komoditi (Kode HS 8 digit)

Agustus 2022

Kode H S	Uraian golongan barang	Berat bersih (Kg)		Nilai F.O.B. (U S \$)	
		Bulan ini	Kumulatif	Bulan ini	Kumulatif
		(1)	(2)	(3)	(4)
40139011	Inner tubes of rubber,kind used on machinery of head 8429 or 8430, suitable for fitting to tyres of a width ≤450 mm	95	4.203	219	12.449
40139019	Inner tubes of rubber,a kind used on machinery of head 8429 or 84.30, suitable for fitting to tyres of a width >450 mm	-	346	-	471
40139020	Inner tubes of rubber, of a kind used on motorcycles	98.400	573.359	372.867	1.966.807
40139031	Inner tubes of rubber,of a kind used on oth vehicles of Chapter 87, suitable for fitting to tyres of a width < 450 mm	1.662	24.506	3.156	15.231
40139091	Inner tubes of rubber, suitable for fitting to tyres of a width not exceeding 450 mm, n.e.c. sub heading 401390	5.944	190.911	32.133	914.086
40139099	Inner tubes of rubber, suitable for fitting to tyres of a width exceeding 450 mm, n.e.c. sub heading 401390	-	5	-	9
40141000	Sheath contraceptives	-	17.879	-	291.491
40149010	Teats for feeding bottles and similar articles	596	6.004	11.570	69.255
40149040	Stoppers for pharmaceutical use	416	862	1.320	31.748
40149090	Hygienic/pharmaceutical articles of vulcanised exclude hard rubber,with or without fittings hard rubber, n.e.c. in heading 4014	184	12.944	1.496	104.630
40151210	Gloves, mittens and mitts , of a kind used for medical, surgical, dental or veterinary purposes of a kind used on machinery purposes of vulcanised natural rubber	1.411.193	7.362.151	16.501.688	86.309.768
40151290	Gloves, mittens and mitts , of a kind used for medical, surgical, dental or veterinary purposes of a kind used on machinery purposes of other vulcanised rubber	25.958	1.012.984	37.655	22.998.087
40151910	Other than gloves, mittens and mitts , of a kind used for medical, surgical, dental or veterinary purposes of a kind used on machinery purposes of vulcanised natural rubber	1.166.402	11.146.738	4.980.056	47.804.688
40151990	Other than gloves, mittens and mitts , of a kind used for medical, surgical, dental or veterinary purposes of a kind used on machinery purposes other of vulcanised natural rubber	529.280	17.030.900	3.256.268	102.482.860
40159010	Lead aprons, of vulcanised rubber other than hard rubber	94	2.011	1.269	27.124
40159020	Divers' suits (wet suits), of vulcanised rubber other than hard rubber	-	84	-	4.096
40159090	Articles apparel & clothing accessories of vulcanised rubber other than hard rubber, n.e.c. in heading 4015	892	9.554	22.916	307.547
40161010	Padding for articles of apparel or clothing accessories, of cellular rubber	56	306	970	17.427
40161020	Floor tiles and wall tiles of cellular rubber	11	369.515	268	83.552
40161090	Other articles of cellular rubber, other than padding apparel and floor/wall tiles	8.700	101.295	190.363	1.686.798
40169110	Mats of vulcanised rubber other than hard rubber, non-cellular rubber	547.413	3.515.643	784.151	5.265.833
40169190	Floor coverings other than mats and tiles of vulcanised rubber other than hard rubber,non-cellular rubber	2.594	54.740	23.959	180.924
40169210	Eraser tips of vulcanised rubber other than hard rubber and non-cellular rubber	5.423	5.577	24.123	24.533
40169290	Erasers other than eraser tips of vulcanised rubber other than hard rubber and non-cellular rubber	502	919	12.188	13.560
40169310	Gaskets, washers and other seals of a kind used to insulate the terminal leads of electrolytic capacitors	52.884	509.299	908.528	10.136.757
40169320	Gaskets and o-rings, of a kind used on motor vehicles of heading 8702, 8703, 8704 or 8711	18.073	89.990	781.584	4.021.933
40169390	Gaskets, washers and other seals of vulcanised rubber other than hard rubber, n.e.c. sub heading 401693	128.038	1.307.377	3.452.645	25.352.013
40169400	Boat or dock fenders of vulcanised rubber, whether or not inflatable, other than hard rubber, non-cellular rubber	26.931	173.459	264.792	1.588.587
40169500	Inflatable articles, other than boat or dock fenders of vulcanised rubber, other than hard rubber, non-cellular rubber	2.069	14.601	21.056	134.991
40169911	Parts&access kind used for vehicles of Chapter 87 for vehicles of head 8702,8703, 8704 or 8705,oth thn weatherstripping	115.068	1.471.558	1.476.206	18.654.274

Tabel 3 : Ekspor Indonesia menurut Komoditi (Kode HS 8 digit)

Agustus 2022

Kode H S	Uraian golongan barang	Berat bersih (Kg)		Nilai F.O.B. (U S \$)	
		Bulan ini	Kumulatif	Bulan ini	Kumulatif
(1)	(2)	(3)	(4)	(5)	(6)
40169912	Parts and accessories of vulcanised rubber other than hard rubber, of a kind used for vehicles of heading 8711	21.500	117.259	221.759	1.175.267
40169913	Weatherstripping of vulcanised rubber oth thn hard rubber, of a kind used on motor vehicles of heading 8702,8703 or 8704	135.792	1.197.197	1.232.457	10.407.176
40169915	Parts&accessories of vulcanised rubber oth thn hard rubber,of a kind used for vehicles of head 8709, 8713, 8715 or 8716	-	257	-	3.696
40169916	Bicycle mudguards of vulcanised rubber other than hard rubber and non-cellular rubber	36	1.763	202	4.621
40169917	Bicycle parts of vulcanised rubber other than hard rubber and cellular rubber	-	85	-	803
40169918	Bicycle accessories of vulcanised rubber other than hard rubber, non-cellular rubber, other than mudguards & parts	21.531	60.665	473.294	1.391.412
40169919	Parts&accessories of a kind used for vehicles of Chapter 87 of vulcanised rubber exc hard rubber other than HS 40169911-40169919	310	17.837	188.219	348.957
40169920	Parts and accessories of rotochutes of heading 8804 of vulcanised rubber other than hard rubber, non-cellular rubber	-	7	-	245
40169930	Rubber bands, of vulcanised rubber other than hard rubber, non-cellular rubber	460	3.371	15.792	46.893
40169951	Rubber rollers of vulcanised rubber other than hard rubber, non-cellular rubber	1.178	56.403	36.261	674.320
40169952	Tyre mould bladders of vulcanised rubber other than hard rubber, non-cellular rubber	18	307	812	11.601
40169953	Electrical insulator hoods of vulcanised rubber other than hard rubber, non-cellular rubber	-	6	-	758
40169954	Rubber grommets and rubber covers for automotive wiring harnesses of vulcanised rubber oth hard rubber, non-cellular rubber	13.421	99.623	195.453	1.540.887
40169959	Articles used in machinery/mechanical/electric appliances/oth technical uses,noncellular rubber, other than HS 40169951-40169954	30.211	199.310	609.859	4.590.192
40169960	Rail pads of vulcanised rubber other than hard rubber, non-cellular rubber	-	4.370	-	30.331
40169970	Structural bearings including bridge bearings of vulcanised rubber other than hard rubber, non-cellular rubber	827	13.638	13.624	135.357
40169991	Table coverings of vulcanised rubber other than hard rubber, non-cellular rubber	162	1.815	4.696	63.147
40169999	Articles of vulcanised rubber other than hard rubber, non-cellular rubber, n.e.c. in heading 4016	47.485	427.041	642.975	5.834.055
40170010	Floor tiles and wall tiles of hard rubber (for example ebonite)	576	5.300	14.389	165.016
40170020	Articles of hard rubber other than floor tiles and wall tiles	28	15.431	11	17.623
40170090	Articles of hard rubber n.e.c. in heading 4017	2.217	22.830	14.112	152.951
41021000	Raw skins of sheep or lambs with wool on	-	477	-	148.021
41032000	Raw hides and skins of reptiles	60	3.439	80.997	565.822
41039000	Raw hides and skins other than bovine, sheeps and lambs, reptil, and swine	-	451	-	16.351
41041110	Tanned/crust hides and skins in the wet state,full grains,upsplit and grains of bovine vegetable tanned	-	30	-	904
41041900	Tanned/crust hides and skins in the wet state,other than full grains,upsplit and grains of bovine vegetable tanned	-	2	-	50
41044100	Tanned/crust hides and skins in the dry state,full grains,upsplit and grains split of bovine vegetable tanned	43	92	264	548
41044900	Tanned/crust hides and skins in the dry state,other than full grains,upsplit and grains split of bovine vegetable tanned	28.736	89.030	527.964	1.733.114
41053000	Tanned/crust skins of sheep/lambs,in the dry state (crust), without wool on, whether or not split,but not further prepared	261	1.001	5.290	28.111

Tabel 3 : Ekspor Indonesia menurut Komoditi (Kode HS 8 digit)

		Agustus 2022			
Kode H S	Uraian golongan barang	Berat bersih (Kg)		Nilai F.O.B. (U S \$)	
		Bulan ini	Kumulatif	Bulan ini	Kumulatif
(1)	(2)	(3)	(4)	(5)	(6)
41063200	Tanned/crust hidesskins of swine, in the dry state (crust), without wool/hair on,whether/not split,but not further prepared	54	1.716	1.649	24.344
41064000	Tanned or crust hides and skins of reptiles, without wool or hair on, whether or not split, but not further prepared.	5.567	56.561	981.757	8.685.374
41071100	Leather further prepared after tanning/crusting of bovine/equine animal, whole hides and skins,full grains,unsplit	1	10.639	30	265.599
41071200	Leather further prepared after tanning/crusting of bovine/equine animal, whole hides and skins, grains split	77.875	742.747	1.632.172	15.291.426
41071900	Leather further prep after tanning/crusting of bovine/equine animal, whole hide and skin, other than full grain,unsplit,grains split	52.394	473.319	1.510.787	12.736.634
41079100	Leather,other than whole hides and skins further prepared after tanning/crusting whole hides and skins,full grains,unsplit	472	15.664	17.047	415.085
41079200	Leather,other than whole hides and skins further prepared after tanning/crusting whole hides and skins, grain splits	1.931	11.691	47.045	265.775
41079900	Leather,oth thn whole hidesandskins further prepared after tanning/crusting whole hides and skins, excluding full/no grains,unsplit	179.931	1.327.757	222.263	2.537.005
41120000	Leather further prepared after tanning/ crust,of sheep/lamb wo/wool on,split/not,other than leather of heading 4114	25.239	172.154	2.497.593	17.125.989
41131000	Leather further prepared after tanning or crusting includ parchment-dressed leather, without wool/hair,of goats or kids	22.027	135.762	864.434	5.291.220
41133000	Leather further prepared after tanning or crusting includ parchment-dressed leather, without wool/hair,of reptiles	159	3.300	15.000	512.963
41139000	Leather further prepared after tanning/crusting includ parchment-dressed leather oth thn goats/kids, swine,& reptiles	646	8.441	308.308	1.765.918
41141000	Chamois (including combination chamois) leather	-	15	-	53
41142000	Patent leather and patent laminated leather, metallised leather	316	3.486	11.979	14.498
41151000	Composition leather with a basis of leather or leather fibre, in slabs, sheets or strip, whether or not in rolls	14.350	137.658	326.510	3.065.797
41152000	Parings and oth waste of leather/composition leather, not for manufacture leather articles, leather dust,powder and flour	795	10.745	20.832	362.215
42010000	Saddlery & harness for any animal (traces,leads,knee pads,muzzles,saddle cloths,saddle bags,dog coats),of any material	2.049	63.627	17.947	1.385.882
42021110	Cases & containers,suit-case/brief-case with outer surface of leather/composition leather, max dimensions 56cmx45cmx25 cm	2.929	16.043	5.946	34.237
42021190	Cases & containers,suit-case/brief-case with outer surface of leather/composition leather, dimension more 56cmx45cmx25 cm	23.880	273.767	292.125	3.946.877
42021211	School satchels with outer surface of vulcanised fibre	2.673	7.547	82.697	279.961
42021219	School satchels with outer surface other than vulcanised fibre	354.204	2.477.684	5.595.607	40.327.566
42021291	Cases and containers,suit-case/brief-case with outer surface vulcanised fibre other than school satchels	-	8	-	146
42021299	Cases and containers,suit-case/brief-case with other than outer surface vulcanised fibre, other than school satchels	1.295.849	5.465.426	8.570.420	38.393.225
42021920	Trunks,suit-cases,vanity-cases executive-cases, brief-cases, school satchels & similar container,paperboard outer surface	416	10.139	1.845	13.725
42021990	Trunks,suit-cases,vanity-cases, executive-cases, brief-cases, school satchel&similar container, outer srface oth paperboard	8.008	60.819	44.877	366.478

Tabel 3 : Ekspor Indonesia menurut Komoditi (Kode HS 8 digit)

		Agustus 2022			
Kode H S	Uraian golongan barang	Berat bersih (Kg)		Nilai F.O.B. (U S \$)	
		Bulan ini	Kumulatif	Bulan ini	Kumulatif
(1)	(2)	(3)	(4)	(5)	(6)
42022100	Handbags,whether or not with shoulder strap,incl those without handle,outer surface of leather/ composition leather	388.162	3.766.607	8.524.397	98.465.752
42022210	Handbags, whether or not with shoulder strap, including those without handle :With outer surface of sheeting of plastics or of textile materials:With outer surface of sheeting of plastics	225.997	1.861.621	4.760.832	38.728.583
42022220	Handbags, whether or not with shoulder strap, including those without handle , with outer surface of sheeting of plastics or of textile materials, with outer surface of textile materials	247.310	6.217.291	3.421.118	90.915.962
42022900	Other than handbags, whether or not with shoulder strap, including those without handle :	30.754	365.818	488.150	5.538.911
42023100	Articles of a kind normally carried in the pocket or in the handbag,with outer surface of leather or composition leather	3.938	37.073	200.026	2.156.042
42023200	Articles of a kind normally carried in pocket/in the handbag,with outer surface of sheeting plastics or textile materials	3.902	114.863	116.752	4.189.241
42023900	Articles of a kind normally carried in pocket/in the handbag, oth thn sub heading 420231 - 420232	3.579	7.212	82.728	256.410
42029111	Cases and containers, bowling bags with outer surface of leather or of composition leather	789	8.647	37.887	691.900
42029119	Cases and containers, sports bag other than bowling bags, with outer surface of leather or of composition leather	2.550	6.912	33.124	251.789
42029190	Cases and containers, other sports bag, with outer surface of leather or of composition leather	18.117	362.785	660.866	12.481.098
42029210	Cases and containers, toiletry bags, of sheeting of plastics	310.257	1.672.168	5.177.923	27.865.045
42029220	Cases and containers, bowling bags sheeting of plastics or of textile materials	69.455	508.455	786.154	6.604.955
42029290	Cases and containers, other than toiletry bags and bowling bags, of sheeting of plastics	2.427.722	22.726.776	42.632.560	393.648.010
42029910	Cases and containers, other article, with outer surface of vulcanised fibre or paperboard	-	37	-	2.993
42029990	Cases & containers, n.e.c. in head 4202,of vulcanised fibre/of paperboard/wholly/mainly covered with such materials/w paper	39.152	301.539	442.684	3.485.500
42031000	Apparel, articles of apparel, of leather or of composition leather	52.139	438.530	1.346.120	17.925.787
42032110	Gloves, mittens and mitts : specially designed for use in sports, baseball and softball gloves	34.736	142.563	2.219.477	11.284.500
42032190	Gloves, mittens and mitts : specially designed for use in sports, other than baseball and softball gloves	103.143	1.009.515	8.351.442	78.317.040
42032910	Clothing accessories, protective work gloves, of leather or composition leather	12.038	94.189	477.566	3.227.590
42032990	Clothing accessories, other than protective work gloves, of leather or composition leather	11.581	106.282	550.299	4.894.227
42033000	Clothing accessories, belts and bandoliers, of leather or of composition leather	2.479	11.811	80.652	525.319
42034000	Clothing accessories, of leather or of composition leather, n.e.c. in heading no. 4203	1.244	8.810	52.930	273.175
42050010	Boot laces, mats, of leather or of composition leather	303	1.749	3.128	23.274
42050020	Industrial safety belts and harnesses of composition leather	11.996	48.909	87.668	395.758
42050030	Leather strings or chords of a kind used for jewellery or articles of personal adornment of composition leather	7	2.961	2.412	20.280
42050040	Articles of leather/composition leather used in machine/mechanic appliance/oth technic uses,ot HS 42050010-42050030	-	1	-	10
42050090	Articles of leather or of composition leather n.e.c. in heading 4205	3.620	80.882	149.146	7.191.852

Tabel 3 : Ekspor Indonesia menurut Komoditi (Kode HS 8 digit)

Agustus 2022

Kode H S	Uraian golongan barang	Berat bersih (Kg)		Nilai F.O.B. (U S \$)	
		Bulan ini	Kumulatif	Bulan ini	Kumulatif
(1)	(2)	(3)	(4)	(5)	(6)
43021900	Furskins, tanned/dressed,whole, with or without head,tail/paws,not assembled, oth thn of mink, other than those of heading 4303	1	17.550	13	120.545
43031000	Furskin articles, apparel and clothing accessories	13	1.731	439	33.806
43039090	Furskin articles, apparel and clothing accessories, n.e.c. in heading 4303	5.209	56.524	81.703	841.756
43040010	Artificial fur	-	2	-	18
43040091	Artificial fur articles, sports bags	-	5.379	-	4.883
43040099	Artificial fur articles, other than sports bags	-	9.719	-	21.305
44011100	Fuel wood, in logs, in billets, in twigs, in faggots or in similar forms, from coniferous	11.360	12.835	4.044	23.565
44011200	Fuel wood, in logs, in billets, in twigs, in faggots or in similar forms, from Non - coniferous	30.358	360.992	6.227	122.442
44012100	Wood in chips or particles, from coniferous	39.040	154.701	31.711	50.608
44012200	Wood in chips or particles, from non-coniferous	135.166.417	884.625.397	10.437.015	63.679.037
44013100	Sawdust and wood waste and scrap, agglomerated in logs, briquettes, pellets or similar forms : wood pellets	39.142.001	304.085.423	5.152.128	35.899.248
44013200	Sawdust and wood waste and scrap, agglomerated in logs, briquettes, pellets or similar forms : wood briquettes	2	8	12	21
44013900	Sawdust and wood waste and scrap, agglomerated in logs, briquettes, pellets or similar forms : wood pellets and briquettes	526.347	3.808.163	123.909	947.031
44014100	Sawdust and wood waste and scrap, not agglomerated : sawdust	137.861	312.701	49.602	145.969
44014900	Sawdust and wood waste and scrap, not agglomerated : other than sawdust	1.615.259	8.790.405	171.509	1.077.970
44021000	Wood charcoal (including shell or nut charcoal), whether or not agglomerated, of bamboo	2.477.474	17.908.594	887.848	6.117.671
44022010	Wood charcoal (including shell or nut charcoal), whether or not agglomerated, of shell or nut , of coconut shell	13.327.890	104.590.610	13.235.805	114.110.141
44022090	Wood charcoal (including shell or nut charcoal), whether or not agglomerated, of shell or nut , other than coconut shell	772.813	3.963.634	405.599	1.790.565
44029000	Wood charcoal (including shell or nut charcoal), whether or not agglomerated, of bamboo or shell or nut	27.881.832	209.606.575	15.099.384	112.930.535
44034910	Tropical wood, other than dark Red Meranti, light Red Meranti and Meranti Bakau, baulks, swalogs and veneer logs	38.506	71.502	242.836	716.596
44034990	Tropical wood, other than dark Red Meranti, light Red Meranti and Meranti Bakau, other baulks, swalogs and veneer logs	-	20	-	100
44042010	Hoopwood, split poles,piles, picket and the like of non- coniferous, chipwood	121.530	510.814	32.758	175.582
44050020	Wood flour	264.800	2.685.764	39.075	515.645
44071190	Wood, coniferous, of pine (Pinus spp), other than sawn lengthwise, not further worked	130.358	557.464	144.557	676.504
44071200	Wood, coniferous, of fir (Abies spp) and spruce (Picea spp), sawn or chipped lengthwise, sliced or peeled, whether or not planed, sanded or end-jointed, thick >6mm	1.740	7.576	9.950	44.203
44071990	Wood, coniferous, other than sawn lengthwise not further worked, other than HS 44071110-44071400	3.378	319.037	27.167	1.725.431
44072110	Wood, tropical wood, of mahogany (Swietenia spp), planed, sanded or end-joint	140.970	939.655	140.030	940.091
44072190	Wood, tropical wood, of mahogany (Swietenia spp), other than planed, sanded or end-joint	-	2.356	-	1.422
44072210	Wood, tropical wood, of virola, imbuia and balsa, planed, sanded or end-joint	17.995	283.306	54.220	493.703
44072320	Wood, tropical wood, of teak, planed, sanded or end-joint	17.776	84.145	23.700	197.140
44072513	Wood, tropical wood, of dark red meranti or light red meranti, planed, sanded or end-jointed	139.273	1.435.092	262.545	2.599.875
44072630	Wood, tropical wood, of white lauan, white meranti, white seraya, yellow meranti, and alan, planed, sanded or end-jointed	8.621	37.628	14.156	57.159

Tabel 3 : Ekspor Indonesia menurut Komoditi (Kode HS 8 digit)

		Agustus 2022			
Kode H S	Uraian golongan barang	Berat bersih (Kg)		Nilai F.O.B. (U S \$)	
		Bulan ini	Kumulatif	Bulan ini	Kumulatif
(1)	(2)	(3)	(4)	(5)	(6)
44072730	Wood, tropical wood, of sapelli, planed, sanded or end-jointed	11.153	49.596	36.741	141.396
44072913	Wood, tropical wood, of jelutong (Dyera spp), planed, sanded or end-joint	155.108	1.825.863	229.371	2.872.403
44072923	Wood, tropical wood, of kapur (Dryobalanops spp), planed, sanded or end-joint	4.500	173.482	4.096	190.832
44072933	Wood, tropical wood, of kempas (Koompasia spp), planed, sanded or end-joint	1.460	15.815	1.090	10.251
44072943	Wood, tropical wood, of keruing (Dipterocarpus spp), planed, sanded or end-joint	66.553	465.933	42.395	459.064
44072973	Wood, tropical wood, of balau (Shorea spp), planed, sanded or end-joint	131.315	227.342	91.204	204.997
44072991	Wood, tropical wood, of jongkong (Dactylocladus spp) and merbau (Intsia spp), planed, sanded or end-jointed	3.839	144.623	6.944	116.556
44072994	Wood, tropical wood, of albizia (Paraserianthes falcataria), planed, sanded or end-jointed	18.446	178.597	21.438	161.009
44072996	Wood, tropical wood, of rubber (Hevea brasiliensis), planed, sanded or end-jointed	2.404.506	22.350.039	1.210.888	11.734.703
44072998	Wood, sawn other than HS 44062991 - 44072997, planed, sanded or end-jointed	779.392	4.772.164	1.168.733	6.708.577
44079130	Wood, non-coniferous and other than tropical wood, of oak (Quercus spp), planed, sanded or end-jointed	-	677	-	4.015
44079210	Wood, non-coniferous and other than tropical wood, of beech (Fagus spp), planed, sanded or end-jointed	90	3.347	451	16.708
44079310	Wood, non-coniferous and other than tropical wood, of maple (Acer spp), planed, sanded or end-jointed	-	7	-	2.204
44079910	Wood, non-coniferous and other than tropical wood, other than n.e.c. sub heading 440797, planed, sanded or end-jointed	9.857	92.743	76.847	678.778
44081010	Wood, coniferous, cedar wood pencil slats, Radiata pinewood of a kind used for blockboard manufacture	144.649	1.782.515	872.378	9.923.256
44081030	Wood, coniferous, face veneer sheets, Radiata pinewood of a kind used for blockboard manufacture	1.712	47.104	24.061	244.307
44081090	Wood, coniferous, other than cedar wood pencil slats radiata pinewood used for blockboard manufacture, other than face veneer sheets	3.072	46.782	23.340	180.710
44083100	Dark Red Meranti, Light Red Meranti and Meranti Bakau of tropical wood, sheets for veneering, plywood and laminated wood	9.383	291.983	30.244	637.517
44083920	Face veneer sheets of tropical wood, other than Red Meranti, Light Red Meranti and Meranti Bakau	386.576	2.274.642	164.539	980.459
44083990	Other than Jelutong wood pencil slats and face veneer sheets, other than Red Meranti, Light Red Meranti, and Meranti Bakau	3.359.908	23.534.006	4.015.749	26.803.822
44089010	Face veneer sheets, of non-coniferous and other than tropical wood	2.897.732	21.329.593	3.147.800	21.185.439
44089090	Wood, other than in heading 4408, sheets for veneer/plywood, oth wood sawn, slice/peel, whether/not plan, sand/end-join,thick≤6mm	2.962.450	15.128.609	3.444.692	18.346.233
44091000	Coniferous wood, cotinuously shaped along any of its edgee,ends/faces, non planed,sanded or end-jointed	427.602	2.849.264	1.059.230	6.999.427
44092100	Wood, non-coniferous of bamboo, cotinuously shaped along any of its edgee, ends/faces, whether or not planed,sanded or end-jointed	-	13.390	-	5.108
44092200	Wood,non-coniferous of tropical wood, cotinuously shaped along any of its edgee,ends/faces,whether or not planed,sanded/end-jointed	37.601.463	315.756.881	42.380.895	389.846.217
44092900	Wood, non-coniferous, other than in heading 4409, cotinuously shaped along any of its edgee, ends/faces, whether or not planed, sanded or end-jointed	1.376.286	11.288.634	2.236.513	17.557.177
44101100	Particle board of wood, whether or not agglomerated with resins or other organic binding substances	4.330.807	27.499.367	1.000.438	6.967.520

Tabel 3 : Ekspor Indonesia menurut Komoditi (Kode HS 8 digit)

		Agustus 2022			
Kode H S	Uraian golongan barang	Berat bersih (Kg)		Nilai F.O.B. (U S \$)	
		Bulan ini	Kumulatif	Bulan ini	Kumulatif
(1)	(2)	(3)	(4)	(5)	(6)
44109000	Particle board, oriented strand board (OSB) and similar board (for example, waferboard), of other ligneous materials, whether or not agglomerated with resins or other organic binding substances	-	5	-	100
44111200	Medium density fibreboard (MDF), of a thickness not exceeding 5 mm, whether or not bonded with resins or other organic substances	17.374.669	104.714.665	7.153.921	44.323.139
44111300	Medium density fibreboard (MDF), of a thickness exceeding 5 mm but not exceeding 9 mm, whether or not bonded with resins or other organic substances	1.027.724	30.464.117	607.339	13.268.401
44111400	Medium density fibreboard (MDF), of a thickness exceeding 9 mm, whether or not bonded with resins or other organic substances	120.571	53.682.705	73.060	18.878.240
44119200	Ligneous materials other than fibreboard, of a density exceeding 0.8 g/cm3, whether or not bonded with resins or other organic substances	3.870	19.492	10.404	60.005
44119300	Ligneous materials other than fibreboard, of a density exceeding 0.5 g/cm3 but not exceeding 0.8 g/cm3, whether or not bonded with resins or other organic substances	844	25.707.803	3.985	8.665.584
44121000	Plywood, veneered panels and similar laminated wood, of bamboo	29.562	259.269	114.342	857.922
44123100	Plywood, consisting solely of sheets of wood (not bamboo), each ply ≤ 6mm thickness, with at least one outer ply of tropical wood	101.898.889	906.221.705	140.235.258	1.211.057.944
44123300	Plywood,consisting solely of sheets of wood(not bamboo),each ply≤6mm thickness,with at least one outer ply of non-coniferous wood of the species alder,ash,beech,birch,cherry,chestnut,elm,eucalyptus,hickory,horse chestnut,lime,maple,oak,plane tree,poplar&aspen,robinia,tulipwood/walnut	12.907.188	119.137.573	12.983.475	132.786.038
44123400	Plywood, consisting solely of sheets of wood (not bamboo), each ply ≤ 6mm thickness, with at least one outer ply of non-coniferous wood not specified under subheading 441233	1.379.371	11.826.536	1.065.404	9.907.471
44123900	Plywood, consisting solely of sheets of wood (not bamboo), each ply ≤ 6mm thickness, with both outer plies of coniferous wood	455.966	7.215.349	798.786	9.319.489
44124190	Laminated veneered lumber, with at least one outer ply of tropical wood other than teak	1.416.274	7.851.315	1.860.667	11.260.464
44124200	Laminated veneered lumber, with at least one outer ply of non-coniferous wood	66.863	331.303	88.990	442.704
44124900	Laminated veneered lumber, with both outer plies of coniferous wood	253.719	1.136.377	165.897	1.225.647
44125100	Blockboard, laminboard, and battenboard, with at least one outer ply of tropical wood	25.355.510	134.140.551	28.119.125	160.115.282
44125200	Blockboard, laminboard, and battenboard, with at least one outer ply of non-coniferous wood	1.656.565	9.813.107	3.184.980	14.917.935
44125900	Blockboard, laminboard, and battenboard, with both outer plies of coniferous wood	396.980	117.570.236	538.045	151.829.208
44129110	Other plywood, with at least one outer ply of teak	-	88.253	-	164.358
44129190	Other plywood, with at least one outer ply of tropical wood other than teak	1.645.441	13.835.913	3.735.520	28.491.778
44129200	Other plywood, with at least one outer ply of non-coniferous wood	-	355.329	-	349.257
44129900	Other plywood, with both outer plies of coniferous wood	972.590	19.845.575	1.185.586	26.572.291
44130000	Densified wood, in blocks, plates, strips or profile shapes.	114.994	468.962	113.213	934.740
44141000	Wooden frames for paintings, photographs, mirrors or similar objects, of tropical wood	558.658	2.989.515	2.800.299	13.505.908
44149000	Wooden frames for paintings, photographs, mirrors or similar objects, of other than tropical wood	273.344	4.209.663	1.026.853	16.247.535
44151000	Cases, boxes, crates, drums and similar packings, cabledrums of wood	184.501	1.427.946	444.379	3.092.447

Tabel 3 : Ekspor Indonesia menurut Komoditi (Kode HS 8 digit)

Agustus 2022

Kode H S	Uraian golongan barang	Berat bersih (Kg)		Nilai F.O.B. (U S \$)	
		Bulan ini	Kumulatif	Bulan ini	Kumulatif
		(1)	(2)	(3)	(4)
44152000	Pallets, box pallets and other load boards, pallet collars of wood	433.325	2.789.577	403.015	2.302.614
44160010	Staves	-	5.750	-	33.960
44160090	Casks, barrels, vats, tubs and other coopers' products and parts thereof, of wood	-	2.929	-	10.090
44170090	Tools, tool bodies, tool handles, broom or brush bodies and handles, of wood	69.936	1.055.884	207.441	2.699.914
44181100	Windows, French-windows and their frames, of tropical wood	71.896	632.496	152.259	942.038
44181900	Windows, French-windows and their frames, of other than tropical wood	8	593.111	44	928.893
44182100	Doors and their frames and thresholds, of tropical wood	3.887.436	16.988.280	8.182.873	38.048.790
44182900	Doors and their frames and thresholds, of other than tropical wood	6.012.229	65.998.387	12.812.807	142.312.622
44183000	Posts and beams other than products of subheadings 441881 to 441889	52	31.706	302	145.180
44185000	Shingles and shakes	4.783	181.768	3.450	140.903
44187310	Assembled flooring panels, of bamboo or with at least the top layer (wear layer) of bamboo, for mosaic flooring	97	470	763	4.436
44187390	Assembled flooring panels, of bamboo or with at least the top layer (wear layer) of bamboo, other than mosaic flooring, of other than multilayer of bamboo	10.346	10.364	5.083	5.276
44187400	Assembled flooring panels, other than of bamboo or with at least the top layer (wear layer) of bamboo, for mosaic flooring	2.042	19.489	15.840	99.246
44187500	Assembled flooring panels, other than of bamboo or with at least the top layer (wear layer) of bamboo, other than mosaic flooring, multilayer	2.544.257	18.446.982	7.694.427	56.001.875
44187900	Assembled flooring panels, other than of bamboo or with at least the top layer (wear layer) of bamboo, other than mosaic flooring, other than multilayer	1.288.340	8.977.052	3.504.328	22.763.317
44188110	Engineered structural timber products, glue-laminated timber (glulam), in block shape	1.747.255	7.298.461	3.892.635	16.755.268
44188190	Engineered structural timber products, glue-laminated timber, in other than block shape	1.228.949	8.801.404	2.277.594	15.693.936
44188200	Engineered structural timber products, cross-laminated timber (CLT or X-lam)	-	10.037	-	25.894
44188900	Engineered structural timber products, other than cross-laminated timber (CLT or X-lam) and I beams	-	14.555	-	104.700
44189100	Builders' joinery and carpentry of wood, other than HS 44181100-44188900, of bamboo	-	674	-	7.207
44189200	Builders' joinery and carpentry of wood, other than HS 44181100-44188900, of cellular wood panels	824.211	19.083.187	996.441	30.220.159
44189900	Builders' joinery and carpentry of wood, other than HS 44181100-44188900, other than of bamboo and cellular wood panels	6.139.304	41.093.204	8.723.395	64.617.035
44191100	Bread boards, chopping boards, and similar boards of bamboo	675	1.842	1.772	13.730
44191200	Chopsticks of bamboo	6	999	60	633
44191900	Tableware and kitchenware, of bamboo, other than HS 44191100-44191200	1.015	6.486	11.609	80.467
44192000	Tableware and kitchenware, of tropical wood	573.106	2.457.486	1.786.547	8.116.218
44199000	Tableware and kitchenware, other than of bamboo and tropical wood	500.147	4.779.022	1.804.059	14.631.144
44201100	Statuettes and other ornaments, of tropical wood	813.989	3.725.155	2.919.569	12.840.182
44201900	Statuettes and other ornaments, other than of tropical wood	1.168.988	7.080.665	1.934.227	26.322.600
44209010	Wooden articles of furniture not falling in Chapter 94	321.648	2.758.785	742.838	7.676.264
44209020	Boxes and other small containers intended for and suitable for carrying in the pocket, in the handbag or on the person of wood	16	66	48	498
44209090	Wood marquetry and inlaid wood, caskets and cases for jewellery or cutlery, and similar articles, of wood	1.898	74.633	11.113	171.507

Tabel 3 : Ekspor Indonesia menurut Komoditi (Kode HS 8 digit)

Agustus 2022

Kode H S	Uraian golongan barang	Berat bersih (Kg)		Nilai F.O.B. (U S \$)	
		Bulan ini	Kumulatif	Bulan ini	Kumulatif
(1)	(2)	(3)	(4)	(5)	(6)
44211000	Clothes hangers of wood	2.291	23.204	13.724	173.382
44212000	Coffins of wood	32.219	124.612	94.688	367.461
44219110	Spools, cops and bobbins, sewing thread reels and the like of bamboo	1	155	4	1.837
44219120	Match splints of bamboo	177	177	1.102	1.102
44219130	Candy sticks, ice-cream sticks and ice-cream spoons of bamboo	2	285	34	608
44219140	Fans and handscreens, frames and handles therefor, and parts thereof of bamboo	-	207	-	4.553
44219150	Prayer beads of bamboo	27	291	1.630	14.398
44219160	Toothpicks of bamboo	-	377	-	1.383
44219170	Sticks of a kind used for making joss sticks, of bamboo	5	5	10	10
44219190	Article of bamboo, other than HS 44219110 - HS 44219160	15.157	133.564	19.709	213.734
44219910	Spools, cops and bobbins, sewing thread reels and the like of other than bamboo	68	213	578	2.298
44219920	Match splints of other than bamboo	-	24	-	176
44219930	Wooden pegs or pins for footwear of other than bamboo	1	9.701	10	40.147
44219940	Candy sticks, icecream sticks and icecream spoons of other than bamboo	-	13.241	-	27.684
44219970	Fans and handscreens, frames and handles therefor, and parts thereof of other than bamboo	1.035	18.551	2.393	83.600
44219980	Toothpicks of other than bamboo	3	787	1	1.594
44219993	Prayer beads of other than bamboo	6	161	31	2.049
44219994	Other beads of other than bamboo	840	9.279	2.417	55.192
44219995	Sticks of a kind used for making joss sticks, of other than bamboo	-	7.486	-	7.433
44219996	Barecore, of other than bamboo	25.835.575	240.176.322	12.926.815	135.893.838
44219999	Article of wood, other than bamboo, articles other than HS 44219910 - HS 44219996	150.760	3.552.840	848.619	5.558.948
45011000	Natural cork, raw or simply prepared	-	582	-	777
45019000	Waste cork, crushed, granulated or ground cork	-	58	-	82
45020000	Natural cork, debarked or roughly squared or rectangular blocks, plates, sheets or strip (include sharpened blanks for corks or stoppers)	3	12.096	13	58.928
45039000	Articles of natural cork, other than corks and stoppers	-	29.125	-	20.372
45041000	Blocks, plates, sheets and strip, tiles of any shape, solid cylinders (including discs), of agglomerated cork	9	4.745	6	49.022
45049000	Articles of agglomerated cork other than blocks, plates, sheets and strip, tiles of any shape, solid cylinders, including discs.	-	2.246	-	25.749
46012100	Plaiting materials, plaits and similar products of plaiting materials, mats, matting and screens, of bambo	11.974	216.674	55.894	493.173
46012200	Plaiting materials, plaits and similar products of plaiting materials, mats, matting and screens, of rattan	39.285	357.470	511.886	4.958.178
46012900	Plaiting materials, plaits and similar products, mats, matting and screens, of vegetable materials other than bamboo and rattan	50.902	256.175	219.316	1.709.347
46019210	Plaits and similar products of plaiting materials, whether or not assembled into strips of bamboo	314	28.943	816	16.123
46019220	Fans and handscreens, frames and handles therefor, and parts thereof of bamboo	15	485	895	5.742
46019290	Plaiting materials, plaits and similar products of plaiting materials, of bamboo, other than HS 46019210 - HS 46019220	142.682	1.125.329	173.942	1.169.421
46019310	Plaits and similar products of plaiting materials, whether or not assembled into strips of rattan	545	42.384	4.422	603.341
46019320	Fans and handscreens, frames and handles therefor, and parts thereof of rattan	220	10.654	3.406	207.449
46019390	Plaiting materials, plaits and similar products of plaiting materials, of rattan, other than HS 46019310 - HS 46019320	3.477	41.802	102.255	510.373
46019410	Plaits and similar products of plaiting materials, whether or not assembled into strips of vegetable materials	530	11.133	39.863	354.436

Tabel 3 : Ekspor Indonesia menurut Komoditi (Kode HS 8 digit)

Agustus 2022

Kode H S	Uraian golongan barang	Berat bersih (Kg)		Nilai F.O.B. (U S \$)	
		Bulan ini	Kumulatif	Bulan ini	Kumulatif
(1)	(2)	(3)	(4)	(5)	(6)
46019420	Fans and handscreens, frames and handles therefor, and parts thereof of vegetable materials	-	194	-	1.421
46019490	Plaiting materials, plaits&similar products of plaiting materials,of vegetable materials, other than HS 46019410- 46019420	3.161	26.066	10.649	132.097
46019910	Mats and matting of other than bamboo, rattan, and other vegetable materials	-	235	-	1.580
46019920	Plaits and similar products of plaiting materials, whether or not assembled into strips	1.594	32.252	12.491	188.709
46019930	Fans and handscreens, frames and handles therefor, and parts thereof of other than bamboo, rattan, and other vegetable materials	-	9	-	101
46019990	Plaiting materials, plaits and similar product of plaiting material, product of non-vegetable materials, other than HS 46019910-46019930	58.580	369.871	96.954	852.622
46021110	Travelling bags and suitcases of bamboo	4	194	69	6.141
46021120	Envelopes for bottles of bamboo	-	12	-	2.311
46021190	Basketwork, wickerwork and other articles, of bamboo, other than HS 46021110 - HS 46021120	131.258	1.273.669	659.502	6.043.527
46021210	Travelling bags and suitcases of rattan	71.385	783.018	282.424	5.688.482
46021220	Envelopes for bottles of rattan	-	3.906	-	14.597
46021290	Basketwork, wickerwork and other articles, of rattan, other than HS 46021210 - HS 46021220	798.039	8.374.852	3.878.302	40.938.393
46021910	Travelling bags and suitcases of vegetable materials other than of bamboo and rattan	5.003	278.737	78.908	2.233.376
46021920	Envelopes for bottles of vegetable materials other than of bamboo and rattan	-	1.799	-	12.556
46021990	Basketwork, wickerwork and other articles, of vegetable materials other than bamboo and rattan, other than HS 46021910 - 46021920	130.653	3.552.463	1.063.122	22.871.231
46029010	Travelling bags and suitcases of other than vegetable materials	1.339	129.955	14.277	931.702
46029090	Basketwork, wickerwork and other articles, of other than vegetable materials, other than HS 46029010 - HS 46029020	63.714	534.742	388.339	3.616.793
47020020	Chemical wood pulp, dissolving grades, of non-coniferous	97.167.890	852.960.629	77.541.810	583.908.439
47031900	Chemical wood pulp, soda or sulphate other than dissolving grades, unbleached, of non-coniferous wood	-	41.000.000	-	21.383.200
47032900	Chemical wood pulp, soda or sulphate other than dissolving grades, semi-bleached or bleached, of non-coniferous wood	393.729.177	2.847.334.161	270.004.681	1.671.912.710
47062000	Pulp of fibres derived from recovered (waste and scrap) paper or paperboard	2.367.790	114.749.461	690.849	19.438.540
47063000	Pulps of fibres derived from bamboo	12.875	39.848	45.663	129.116
47069100	Pulps of fibres derived from other fibrous cellulosic material obtained by mechanical processes	-	458.976	-	1.243.452
47069200	Pulps of fibres derived from other fibrous cellulosic material obtained by chemical processes	-	1.201	-	4.886
47069390	Pulps of fibres derived from other fibrous cellulosic material obtained by a combination of mechanical and chemical processes, other than abaca pulp	-	1	-	1
47071000	Recovered (waste and scrap) unbleached kraft paper or paperboard or corrugated paper or paperboard	389.047	2.627.474	64.040	430.583
47072000	Recovered (waste and scrap) other paper or paperboard made mainly of bleached chemical pulp, not coloured in the mass	-	38	-	2.993
47073000	Paper or paperboard, waste and scrap, made mainly of mechanical pulp (e.g newspapers, journals & similar printed matter)	2	1.637.490	34	629.367
47079000	Paper or paperboard (waste and scrap), of paper or paperboard n.e.c. sub heading 470710 - 470730 and of unsorted waste and scrap	823.693	6.126.936	92.616	765.474
48010011	Newsprint, weighing not more than 55 g/m2, In rolls, of a width exceeding 28 cm but not exceeding 36 cm	-	3.237.692	-	2.576.490

Tabel 3 : Ekspor Indonesia menurut Komoditi (Kode HS 8 digit)

		Agustus 2022			
Kode H S	Uraian golongan barang	Berat bersih (Kg)		Nilai F.O.B. (U S \$)	
		Bulan ini	Kumulatif	Bulan ini	Kumulatif
(1)	(2)	(3)	(4)	(5)	(6)
48010012	Newsprint, weighing not more than 55 g/m2, In rolls, other than HS 48010011	7.667.661	35.504.054	5.849.762	25.880.766
48010014	Newsprint, weighing not more than 55g/m2, in sheets, square or rectangular, one side >36 cm, and other side >15 cm in the unfolded state	-	12.129	-	12.078
48010022	Newsprint, weighing more than 55 g/m2, In rolls, of a width not exceeding 28 cm but exceeding 36 cm	80	80	300	300
48010024	Newsprint, weighing more than 55g/m2, in sheets, square or rectangular, one side >36 cm, and other side >15 cm in the unfolded state	-	4.884	-	6.383
48021000	Hand-made paper and paperboard	21.560	43.120	20.909	40.393
48022090	Uncoated paper and paperboard in rolls of more than 15 cm in width or in rectangular sheet of which no side more than 36 cm in the unfolded state	-	4.738	-	7.654
48025429	Paperboard, o.t. carbonising base paper weighing <20g/m2, in rolls of >15cm, in width or rectangular sheet of which no side > 36cm, unfold state, weighing <40g/m2	36.993	79.152	19.996	76.493
48025440	Uncoated paper and paperboard, used for writing, printing and other graphic, in rolls of ≤ 15cm, in width or in rectangular sheet > 36cm, unfold state	175	1.975	25	325
48025450	Uncoated paper and paperboard, multi-ply paper and paperboard	-	3	-	20
48025490	Carbonising base paper, other than HS 48025430 - HS 48025450	26.215	344.698	45.090	514.288
48025529	Fancy paper and paperboard, weighing 40g/m2 or more but no more than 150g/m2, in rolls, of a width more than 15 cm exceeding	-	25.556	-	87.782
48025569	Paper and paperboard of a kind used for writing, printing and other graphic purposes, of a width exceeding 15 cm	12.537.989	74.446.087	11.820.681	62.767.968
48025590	Paper and paperboard, other than multi-ply paper	64.719.583	475.191.699	51.467.930	350.261.897
48025641	Paper and paperboard of a kind used for writing, printing and other graphic purposes, width <36cm in rectangular sheet, unfolded state	13.952.970	147.501.621	13.032.081	126.597.519
48025690	Paper and paperboard, used for writing, printing and other graphic purposes, 40-150 g/m2, 1 side <435mm and other side <297mm, other than multi-ply paper	95.531.341	879.426.530	83.597.233	705.751.213
48025729	Paper and paperboard, used for writing, printing and other graphic purposes, with no side ≤36cm, unfolded state, weight 40-150 g/m2	5.866.629	55.303.270	5.934.639	48.816.862
48025790	Paper and paperboard, other than multi-ply paper, unfolded state, weighing 40 g/m2-150 g/m2	34.392.275	231.999.194	28.788.062	181.792.255
48025829	Fancy paper and paperboard, in rolls of width > 15 cm in rectangular sheet with one side ≤ 36cm and other side ≤ 15 cm, weighing ≥150 g/m2, unfolded state	23.661	124.245	45.278	253.384
48025831	Paper and paperboard, for writing, printing and other graph purpose, in rolls of width > 15 cm in rectangular shape,with no side > 36cm, unfolded state, weighing ≥150 g/m2	243.217	1.515.150	338.773	1.834.852
48025839	Paper and paperboard, for writing, printing and other graph purpose, in rolls of width ≤ 15 cm in rectangular shape, with no side > 36cm, unfolded state, weighing ≥150 g/m2	2.957.931	33.509.592	3.164.857	31.987.134
48025891	Paper and paperboard, weighing 150g/m2 - 225 g/m2, unfolded state, other than HS 48025821 - HS 48025840	2.377.757	24.935.723	2.184.462	21.542.219
48025899	Paper and paperboard, weighing < 150g/m2, unfolded state, other than HS 48025821 - HS 48025840	2.751.083	20.951.129	2.824.483	19.643.021
48026221	Fancy paper and paperboard, other than rectangular sheets with one side ≤ 36cm and the other side ≤ 15 cm in unfolded state, weighing 150 g/m2 - 225 g/m2, in sheet	-	41.160	-	109.175
48026229	Fancy paper and paperboard other than rectangular (including square) sheets with one side ≤ 36cm and the other side ≤ 15 cm in unfolded state, weighing < 150 g/m2 or > 225 g/m2, in sheet	-	12.801	-	34.388

Tabel 3 : Ekspor Indonesia menurut Komoditi (Kode HS 8 digit)

		Agustus 2022			
Kode H S	Uraian golongan barang	Berat bersih (Kg)		Nilai F.O.B. (U S \$)	
		Bulan ini	Kumulatif	Bulan ini	Kumulatif
(1)	(2)	(3)	(4)	(5)	(6)
48026299	Fancy paper and paperboard, other than multi-ply paper, unfolded state, in sheets of which one side ≤435mm and other side ≤297mm, weight less than 150g/m2 or more than 225g/m2	17.083	17.083	45.611	45.611
48030030	Toilet or facial tissue stock, towel or napkin stock and similar paper, of cellulose wadding or of webs of cellulose fibres	-	2.043	-	3.619
48030090	Toilet or facial tissue stock, towel or napkin stock and similar paper, of other than cellulose wedding/webs of cellulose fibres	58.054.565	429.215.988	68.212.727	479.432.443
48041100	Kraftliner, unbleached	-	2	-	15
48041900	Kraftliner, bleached	13.424	55.357	13.438	64.274
48042110	Sack kraft paper, unbleached, of a kind used for making cement bags	-	490.353	-	321.181
48042190	Sack kraft paper, unbleached, of other than kind used for making cement bags	-	1.687.631	-	1.074.652
48042990	Sack kraft paper, bleached, of other than kind used for making cement bags	-	43.923	-	42.748
48043190	Kraft paper and paperboard weighing 150 g/m2 or less, unbleached, other than HS 48043110 - HS 48043150	264.768	4.062.834	323.718	4.369.586
48043920	Kraft paper and paperboard weighing 150 g/m2 or less, bleached, used for making food packaging	14.800	14.800	24.568	24.568
48043990	Kraft paper and paperboard weighing 150 g/m2 or less, bleached, other than HS 48043910 and HS 48043920	3.437.915	24.256.897	3.880.822	26.630.565
48044190	Kraft paper and paperboard weighing 150 g/m2 - 225 g/m2, unbleached, other than electrical grade insulating kraft paper	-	79.199	-	87.916
48044290	Paper and paperboard not used for making food package, bleached uniformly > 95% by total of fibre content of wood fibre chemically	1.146.005	16.606.884	1.216.495	17.421.644
48044910	Paper and paperboard a kind used for making food packaging, bleached uniformly throughout the mass and not less than 95% by weight	-	4	-	600
48051100	Semichemical fluting paper	842.311	8.233.199	739.247	6.438.241
48051910	Fluting paper other than semichemical and straw, weighing more than 150 g/m2 but less than 225 g/m2	-	11.710.247	-	6.905.959
48051990	Fluting paper other than semichemical and straw, weighing less than 150 g/m2 or more than 225 g/m2	47.428.849	335.420.095	18.509.869	156.532.965
48052400	Testliner (recycled liner board), weighing 150 g/m2 or less	2.110.638	21.258.899	1.057.870	10.777.988
48052510	Testliner (recycled liner board), Weighing more than 150 g/m2 but less than 225 g/m2	322.086	3.355.696	163.477	1.693.555
48052590	Testliner (recycled liner board), weighing equal or more than 225 g/m2	-	414.340	-	238.163
48053090	Sulphite wrapping paper, other than coloured paper of a kind used for wrapping wooden match box	-	162	-	771
48055000	Felt paper and paperboard	2.899.184	24.112.152	2.017.768	16.880.035
48059190	Paper other than for packing of flat glass products, resin content by weight of 0.6% or less and manufacture joss paper, weighing 150 g/m2 or less	4.656.780	41.524.904	3.120.384	31.078.879
48059210	Multiply paper and paperboard, uncoated paper and paperboard, in rolls or sheets, weighing more than 150 g/m2 but less than 225 g/m2	-	364.546	-	258.159
48059290	Uncoated paper and paperboard, in rolls or sheets, weighing more than 150 g/m2 but less than 225 g/m2, other than multiply paper and paperboard	434.439	3.334.228	315.692	2.409.585
48059310	Multiply paper and paperboard, uncoated paper and paperboard, in rolls or sheets, weighing 225 g/m2 or more	2.306.097	14.638.721	1.245.251	7.886.323
48059390	Uncoated paper and paperboard, in rolls or sheets, weighing 225 g/m2 or more, other than multiply paper and paperboard and blotting paper	497.879	497.879	238.212	238.212
48062000	Greaseproof papers	1.490.342	12.853.392	2.306.849	19.437.175
48063000	Tracing papers	708	3.496	3.208	15.795
48064000	Glassine and other glazed transparent or translucent papers	28	375.314	10	657.499

Tabel 3 : Ekspor Indonesia menurut Komoditi (Kode HS 8 digit)

Agustus 2022

Kode H S	Uraian golongan barang	Berat bersih (Kg)		Nilai F.O.B. (U S \$)	
		Bulan ini	Kumulatif	Bulan ini	Kumulatif
(1)	(2)	(3)	(4)	(5)	(6)
48070000	Composite paper and paperboard, not surface-coated or impregnated, whether or not internally reinforced, in rolls or sheets	-	0	-	0
48081000	Corrugated paper and paperboard, whether or not perforated	-	806	-	4.124
48084000	Kraft paper, creped or crinkled, whether or not embossed or perforated	35	135	360	2.060
48089030	Paper and paperboard, embossed paper	-	35.165	-	68.157
48089090	Paper and paperboard, other than HS code 48089020 - 48089030	-	48.940	-	59.515
48092000	Self-copy paper	3.362.904	36.768.498	5.385.539	54.713.385
48101399	Paper and paperboard, not printed, of a width of more than 150 mm, in rolls	2.564.955	24.672.672	3.707.859	34.274.283
48101499	Paper and paperboard, not printed, of which no side less than 360 mm, in sheets with one side less than 435 mm and the other side less than 297 mm unfolded state	122.050	1.561.789	132.306	1.565.802
48101910	Paper and paperboard, printed for self-record apparatus, no side exceed 360mm unfold state, have <10% weight, contain fibre of chemical or mechanical process, one side >435 mm and other side >297mm	60.785	1.220.137	142.801	4.068.507
48101990	Paper and paperboard, not printed for self-record apparatus, no side exceed 360mm unfold state, have <10% weight, contain fibre of chemical/mechanical process, one side >435 mm and other side >297mm	3.021.060	19.559.998	4.713.136	29.187.641
48102999	Paper and paperboard, not printed for self-record apparatus, in rolls of a width of >150 mm, or in sheets of which no side less than 360 mm in the unfolded state, other than lightweight coated paper	13.334.201	99.375.937	14.406.740	108.252.024
48103290	Kraft paper and paperboard, bleached in rolls of ≤150 mm width or in sheets of no side >360 mm in the unfolded state weighing more than 150g/m2	92.273	995.099	87.464	989.823
48103990	Kraft paper and paperboard, unbleached in rolls of >150 mm width or in sheets of no side >360 mm in the unfolded state	-	24.562	-	19.586
48109290	Paper and paperboard, multi-ply, in rolls of >150 mm in width or sheets of which side >360 mm in the unfolded state	3.108.932	51.968.425	2.299.862	41.714.844
48109990	Paper and paperboard, other than multi-ply, in rolls of >150mm in width or sheets of which side >360mm in the unfolded state	-	91.712	-	116.402
48111090	Tarred, bituminised or asphalted paper and paperboard, in rolls of >15 cm in width, in rectangular (include square), or in sheets of which side >36cm unfolded	17.518	35.018	41.171	80.621
48114120	Gummed or adhesive paper and paperboard, self-adhesive, in rolls of <15cm in width or in rectangular (include square) sheets of which side <36cm unfolded	37.109	127.514	72.572	257.139
48114190	Gummed or adhesive paper and paperboard, self-adhesive, in rolls of >15cm in width or in rectangular (include square) sheets of which side >36cm unfolded	702.741	8.376.366	1.739.354	21.289.552
48114900	Gummed or adhesive paper and paperboard, other than self-adhesive	6.568	74.170	14.331	202.458
48115920	Paper and paperboard covered on both faces with transparent films of plastics and with a lining of aluminium foil, for the packaging of liquid food products, bleached, weigh ≤150 g/m2	6.688	7.238	9.059	10.130
48115999	Paper and paperboard coated, bleached, weigh ≤150g/m2, in roll of >15cm in width, or in sheets of which side >36cm unfold state, other than floor covering	2.865.860	18.947.503	4.436.560	28.267.787
48116099	Paper & paperboard, coated, soak/covered with wax, parfin wax, starin, oil/glicerol, in rolls ≥15cm width/rectangular (include square) sheets of which side >36cm, unfolded state, o.t floor coverings	6.289	19.976	25.851	82.115

Tabel 3 : Ekspor Indonesia menurut Komoditi (Kode HS 8 digit)

Agustus 2022

Kode H S	Uraian golongan barang	Berat bersih (Kg)		Nilai F.O.B. (U S \$)	
		Bulan ini	Kumulatif	Bulan ini	Kumulatif
(1)	(2)	(3)	(4)	(5)	(6)
48119049	Paper and paperboard, cellulose wadding and web cellulose fibre, in roll ≤15cm width or rectangular sheet of which side <36cm unfolded state, other than floor coverings and marbled paper	70	70	405	405
48119091	Paper and paperboard, cellulose wadding and web cellulose fibre, in roll >15cm width or rectangular sheets of which side <36cm unfold state, floor coverings	-	748	-	1.725
48119093	Paper and paperboard, cellulose wadding and web cellulose fibre, in roll >15cm width or rectangular sheets of which side <36cm unfold state, other than floor coverings and marbled paper	3.950	3.950	114.960	114.960
48119099	Paper, paperboard, cellulose wadding and webs of cellulose fibres other than HS 48119091 - 48119092	1.575.809	8.226.223	2.804.050	15.826.962
48131000	Cigarette paper, in the form of booklets or tubes.	238.517	1.399.182	7.068.789	41.689.211
48132010	Cigarette tipping paper, in rolls of width not exceeding 5 cm	13.758	3.091.444	72.025	5.744.819
48132021	Tobacco wrapping paper, uncoated, in rolls of width not exceeding 5 cm	99.036	351.814	217.185	1.129.517
48132022	Plug wrap paper having a porosity of more than 12 cm3 (min- 1cm-2) in CORESTA Air Permeability unit, uncoated, in rolls of width not exceeding 5 cm	2.804	3.779	5.146	7.820
48132023	Plug wrap paper having a porosity of not more than 12 cm3 (min- 1cm-2) in CORESTA Air Permeability unit, uncoated, in rolls of width not exceeding 5 cm	330.173	1.351.988	529.460	2.326.969
48132029	Cigarette paper other than tobacco wrapping paper and plug wrap paper, uncoated, in rolls of width not exceeding 5 cm	429.298	2.608.378	897.687	5.311.634
48132032	Plug wrap paper, coated, in rolls of width not exceeding 5 cm	20.294	66.536	35.721	127.876
48132039	Cigarette paper other than tobacco wrapping paper and plug wrap paper, coated, in rolls of width not exceeding 5 cm	-	24.582	-	46.706
48139012	Cigarette tipping paper, coated, in rolls of a width exceeding 5 cm	138.920	711.714	389.744	1.678.431
48139019	Cigarette paper, other than tobacco wrapping paper and tipping paper, coated, in rolls of a width exceeding 5 cm	8.164	299.655	51.948	529.479
48139099	Cigarette paper, oter than tobacco wrapping paper, uncoated, in rolls of a width not exceeding 5 cm	167.360	723.135	467.204	1.742.703
48142099	Wallpaper and similar wall coverings, other than photo murals, of a width exceeding 60cm	13	82	237	1.622
48162010	Selfcopy paper (other than those of heading 4809), in rolls of a width exceeding 15 cm but not exceeding 36 cm	1.152.673	14.583.271	1.861.562	21.697.657
48162090	Self-copy paper (other than those of heading 4809), in rolls except of a width exceeding 15 cm but exceeding 36 cm	25.193	1.041.027	41.565	1.628.966
48169090	Paper, carbon paper and other copying or transfer papers (other than those of heading no 4809), other than HS 48162010-48169050	23.900	766.461	30.354	941.414
48171000	Envelopes	123.997	1.716.506	274.475	3.481.785
48172000	Letter cards, plain postcards and correspondence cards	85	637	3.507	10.444
48173000	Boxes, pouches, wallets and writing compendiums, of paper or paperboard, containing an assortment of paper stationery	-	13.059	-	32.561
48181000	Toilet paper	2.194.506	13.732.168	2.828.608	17.649.123
48182000	Handkerchiefs, cleansing or facial tissues and towels	5.819.593	37.865.629	8.369.001	54.322.442
48183020	Serviettes	546.747	2.839.274	916.938	4.444.684
48185000	Articles of apparel and clothing accessories, of paper pulp, paper	-	10	-	288
48189000	Cellulose wadding or webs of cellulose fibres, of a kind used for household or sanitary purposes, in rolls of a width not exceeding 36 cm, or cut to size or shape	131.841	1.049.632	184.256	1.311.697
48191000	Cartons, boxes and cases of corrugated paper or paperboard	1.053.584	6.097.730	1.706.419	8.770.123
48192000	Folding cartons, boxes and cases of non-corrugated paper or paperboard	5.223.345	13.038.435	7.999.789	25.205.368
48193000	Sacks and bags having a base of a width of 40 cm or more	324.274	1.601.686	681.961	3.648.273
48194000	Other sacks and bags of paper, paperboard, cellulose wadding or webs of cellulose fibres, including cones	2.806.286	18.903.334	8.586.390	55.596.936

Tabel 3 : Ekspor Indonesia menurut Komoditi (Kode HS 8 digit)

		Agustus 2022			
Kode H S	Uraian golongan barang	Berat bersih (Kg)		Nilai F.O.B. (U S \$)	
		Bulan ini	Kumulatif	Bulan ini	Kumulatif
(1)	(2)	(3)	(4)	(5)	(6)
48195000	Other packing containers of paper, paperboard, cellulose wadding or webs of cellulose fibres, including record sleeves	780.123	6.990.780	2.822.860	25.453.060
48196000	Box files, letter trays, storage boxes and similar articles, of a kind used in offices, shops or the like	81.547	645.963	90.032	684.434
48201000	Registers, account books, note books, order books, receipt books, letter pads, memorandum pads, diaries and similar articles	1.507.692	15.752.966	2.570.486	24.619.994
48202000	Exercise books	7.901.845	35.174.744	10.895.358	47.943.414
48203000	Binders (other than book covers), folders and file covers	240.511	1.712.340	487.000	3.463.918
48204000	Manifold business forms and interleaved carbon sets	271.492	2.224.091	399.838	3.584.262
48205000	Albums for samples or for collections of paper or paperboard	651	32.644	11.829	469.870
48209000	Other articles of stationery of paper or paperboard	57.138	802.397	733.932	3.286.316
48211010	Labels of a kind used for jewellery, including objects of personal adornment or articles of personal use normally carried in the pocket, in the handbag or on the person; printed	-	715	-	9.378
48211090	Other than labels of a kind used for jewellery, including objects of personal adornment or articles of personal use normally carried in the pocket, in the handbag or on the person; printed	80	1.768	2.718	56.251
48219010	Labels of a kind used for jewellery, including objects of personal adornment or articles of personal use normally carried in the pocket, in the handbag or on the person; not printed	5	19	64	226
48219090	Other than labels of a kind used for jewellery, including objects of personal adornment or articles of personal use normally carried in the pocket, in the handbag or on the person; not printed	1.063	4.813	10.846	53.113
48221010	Bobbins, spools, cops and similar supports of paper pulp, paper or paperboard (whether or not perforated or hardened); of a kind used for winding textile yarn; cones	186.328	2.237.456	214.947	2.594.991
48221090	Bobbins, spools, cops and similar supports of paper pulp, paper or paperboard (whether or not perforated or hardened); of a kind used for winding textile yarn; other than cones	10.593	82.507	14.040	112.260
48229090	Bobbins, spools, cops and similar supports of paper pulp, paper or paperboard (whether or not perforated or hardened); other than of a kind used for winding textile yarn; other than cones	90.099	1.246.751	181.445	2.046.412
48232090	Filter paper and paperboard, other than in strips, rolls or sheets	37.741	192.750	66.815	320.609
48234090	Rolls, sheets and dials, printed for self-recording apparatus, other than for electromedical apparatus	239.014	977.666	559.797	1.977.074
48236100	Trays, dishes, plates, cups and the like, of paper or paperboard, of bamboo	652.577	652.577	482.276	482.276
48236900	Trays, dishes, plates, cups and the like, of paper or paperboard, other than of bamboo	1.072.803	7.452.646	3.543.507	25.153.282
48237000	Moulded or pressed articles of paper pulp	-	3.192	-	9.720
48239020	Display cards of a kind used for jewellery, including objects of personal adornment or articles of personal use normally carried in the pocket, in the handbag or on the person	126.427	4.758.892	97.349	3.465.821
48239040	Paper tube sets of a kind used for the manufacture of fireworks	6.310	53.151	32.328	275.448
48239070	Fans and handscreens	-	1	-	7
48239091	Silicone paper	-	378	-	560
48239092	Joss paper	141.640	1.209.854	98.661	728.234
48239096	Other than kraft paper in rolls of a width of 209 mm of a kind used as wrapper for dynamite sticks, cut to shape other than rectangular or square	-	143.536	-	247.774
48239099	Other articles of paper pulp, paper, paperboard, cellulose wadding or webs of cellulose fibres; n.e.c. in heading 4823	544.786	3.106.502	3.777.168	19.172.083

Tabel 3 : Ekspor Indonesia menurut Komoditi (Kode HS 8 digit)

Agustus 2022

Kode H S	Uraian golongan barang	Berat bersih (Kg)		Nilai F.O.B. (U S \$)	
		Bulan ini	Kumulatif	Bulan ini	Kumulatif
(1)	(2)	(3)	(4)	(5)	(6)
49011000	Printed books, brochures, leaflets and similar printed matter in single sheets, whether or not folded	24.485	364.149	56.735	2.007.458
49019100	Dictionaries and encyclopaedias, and serial instalments thereof	-	2	-	100
49019910	Educational, technical, scientific, historical or cultural books	41.803	413.191	163.211	1.717.092
49019990	Printed books, brochures, leaflets and similar printed matter not in single sheets, whether or not folded; other than educational, technical, scientific, historical or cultural books	154.010	1.093.108	587.617	4.509.841
49021000	Newspapers, journals and periodicals, whether or not illustrated or containing advertising material; appearing at least four times a week	131	1.120	130	1.238
49029010	Educational, technical, scientific, historical or cultural journals and periodicals	6.961	76.727	107.523	866.536
49029090	Newspapers, journals and periodicals, whether or not illustrated or containing advertising material; other than educational, technical, scientific, historical or cultural journals and periodicals	297	823	959	7.640
49030000	Children's picture, drawing or colouring books	223	73.212	946	319.377
49040000	Music, printed or in manuscript, whether or not bound or illustrated	4	98	130	1.106
49052000	Maps and hydrographic or similar charts of all kinds, including atlases, wall maps, topographical plans and globes, printed; in book form	12	4.951	98	5.107
49059000	Maps and hydrographic or similar charts of all kinds, including atlases, wall maps, topographical plans and globes, printed; other than in book form	84	2.111	8.920	24.804
49060000	Plans&drawings for architect,engineer,industry,commercial,topograph/similar purpose,being original hand-drawn;hand-written text;photographic reproduction on sensitised paper&carbon copy of foregoing	32	1.597	4.736	159.993
49070021	Unused postage stamps	2	2.734	53	84.945
49070029	Unused revenue or similar stamps	157	910	4.102	25.946
49070060	Stock, share or bond certificates and similar documents of title	1	768	15	90.954
49070090	Stamp-impressed paper; n.e.c. in heading 4907	537.160	1.379.014	2.054.986	6.405.683
49081000	Transfers (decalcomanias), vitrifiable	8.617	52.762	59.024	430.202
49089000	Transfers (decalcomanias), not vitrifiable	386	7.729	10.063	274.416
49090000	Printed or illustrated postcards; printed cards bearing personal greetings, messages or announcements, whether or not illustrated, with or without envelopes or trimmings	64.461	450.958	429.743	2.562.072
49100000	Calendars of any kind, printed, including calendar blocks	7.108	22.109	67.017	342.041
49111010	Trade advertising material, commercial catalogues and the like; catalogues listing only educational, technical, scientific, historical or cultural books and publications	1.086	16.093	3.979	97.530
49111090	Trade advertising material, commercial catalogues and the like; other than catalogues listing only educational, technical, scientific, historical or cultural books and publications	19.606	131.417	291.085	2.219.889
49119110	Designs	360	6.409	4.480	67.588
49119129	Pictures and photographs of a kind to be mounted for instructional purposes; other than anatomical and botanical	58	1.753	1.706	51.647
49119199	Pictures and photographs, other than of a kind to be mounted for instructional purposes; other than anatomical and botanical	12	6.324	380	53.614
49119910	Printed cards for jewellery or for small objects of personal adornment or articles of personal use normally carried in the pocket, handbag or on the person	45	5.942	1.481	13.200
49119920	Printed labels for explosives other than those of heading 4821	3	17	8	115

Tabel 3 : Ekspor Indonesia menurut Komoditi (Kode HS 8 digit)

		Agustus 2022			
Kode H S	Uraian golongan barang	Berat bersih (Kg)		Nilai F.O.B. (U S \$)	
		Bulan ini	Kumulatif	Bulan ini	Kumulatif
(1)	(2)	(3)	(4)	(5)	(6)
49119930	Educational, technical, scientific, historical or cultural material printed on a set of cards	3	54	7	736
49119940	Printed matter which grants the right to access,install,reproduce/otherwise use software(games),data,internet content(in-game/in-app content)/services,or telecommunications services(mobile services)	92	374	68.663	106.467
49119990	Printed matter, other than trade advertising material, commercial catalogues and the like; other than pictures, designs and photographs, n.e.c. in heading 4911	47.540	310.802	329.103	1.798.662
50030000	Silk waste (including cocoons unsuitable for reeling, yarn waste and garnetted stock)	-	1.123	-	12.089
50050000	Yarn spun from silk waste, not put up for retail sale	-	0	-	24
50060000	Silk yarn and yarn spun from silk waste, put up for retail sale; silk-worm gut	759	15.157	252	36.182
50071030	Woven fabrics of noil silk, printed by the traditional batik process	42	277	263	1.612
50071090	Woven fabrics of noil silk, other than unbleached or bleached, other than printed by the traditional batik process	56	56	100	101
50072030	Woven fabrics, containing 85 % or more by weight of silk or of silk waste other than noil silk, printed by the traditional batik process	-	6	-	9
50072090	Woven fabrics, containing 85 % or more by weight of silk or of silk waste other than noil silk, other than unbleached or bleached, other than printed by the traditional batik process	-	586	-	24.702
50079020	Woven fabrics, containing less than 85 % by weight of silk or of silk waste other than noil silk, unbleached or bleached	152	176	194	593
50079030	Woven fabrics, containing less than 85 % by weight of silk or of silk waste other than noil silk, printed by the traditional batik process	272	364	15.818	18.552
50079090	Woven fabrics, containing less than 85 % by weight of silk or of silk waste other than noil silk, other than unbleached or bleached, other than printed by the traditional batik process	-	51	-	1.506
51011900	Wool, not carded or combed, greasy, including fleece-washed wool, other than shorn wool	-	1	-	5
51012900	Wool not carded or combed, degreased, not carbonised, other than shorn wool	-	10.960	-	2.756
51021900	Fine animal hair other than of kashmir (cashmere) goats, not carded or combed	-	50	-	450
51022000	Coarse animal hair, not carded or combed	-	1	-	90
51032000	Other waste of wool or of fine animal hair	1	13	105	310
51062000	Yarn of carded wool, not put up for retail sale, containing less than 85 % by weight of wool	-	1	-	2
51072000	Yarn of combed wool, not put up for retail sale, containing less than 85 % by weight of wool	23.134	291.574	37.275	447.952
51091000	Yarn of wool or of fine animal hair, put up for retail sale; containing 85 % or more by weight of wool or of fine animal hair	-	134	-	1.565
51099000	Yarn of wool or of fine animal hair, put up for retail sale; containing less than 85 % by weight of wool or of fine animal hair	199	498	274	579
51100000	Yarn of coarse animal hair or of horsehair (including gimped horsehair yarn), whether or not put up for retail sale	-	8.210	-	2.859
51111100	Woven fabrics of carded wool or of carded fine animal hair; containing 85 % or more by weight of wool or of fine animal hair; of a weight not exceeding 300 g/m2	-	3	-	321
51111900	Woven fabrics of carded wool or of carded fine animal hair; containing 85 % or more by weight of wool or of fine animal hair; of a weight exceeding 300 g/m2	-	283	-	10.901
51112000	Woven fabrics of carded wool or of carded fine animal hair; containing less than 85 % by weight of wool or of fine animal hair; mixed mainly or solely with man-made filaments	-	3	-	95

Tabel 3 : Ekspor Indonesia menurut Komoditi (Kode HS 8 digit)

Agustus 2022

Kode H S	Uraian golongan barang	Berat bersih (Kg)		Nilai F.O.B. (U S \$)	
		Bulan ini	Kumulatif	Bulan ini	Kumulatif
(1)	(2)	(3)	(4)	(5)	(6)
51113000	Woven fabrics of carded wool or of carded fine animal hair; containing less than 85 % by weight of wool or of fine animal hair; mixed mainly or solely with man-made staple fibres	9	10	259	260
51119000	Woven fabrics of carded wool or of carded fine animal hair; containing < 85 % by weight of wool or of fine animal hair; oth than mixed mainly/solely with man-made filaments/with man-made staple fibres	2	2	120	120
51121110	Woven fabrics of combed wool or of combed fine animal hair; containing 85 % or more by weight of wool or of fine animal hair; of a weight ≤ 200 g/m2; printed by the traditional batik process	-	29	-	315
51121190	Woven fabrics of combed wool or of combed fine animal hair; containing 85 % or more by weight of wool or of fine animal hair; of a weight ≤ 200 g/m2; oth than printed by the traditional batik process	2	64	73	2.504
51121990	Woven fabrics of combed wool or of combed fine animal hair; containing 85 % or more by weight of wool or of fine animal hair; of a weight > 200 g/m2; oth than printed by the traditional batik process	1.901	1.917	2.421	3.141
51122000	Woven fabrics of combed wool or of combed fine animal hair; containing < 85 % by weight of wool or of fine animal hair; mixed mainly or solely with man-made filaments	2.618	2.677	3.334	6.590
51123000	Woven fabrics of combed wool or of combed fine animal hair; containing < 85 % by weight of wool or of fine animal hair; mixed mainly or solely with man-made staple fibres	-	42	-	1.784
51129000	Woven fabrics of combed wool/of combed fine animal hair;containing<85 % by weight of wool or of fine animal hair;oth than mixed mainly or solely with man-made staple fibres/with man-made staple fibres	-	19	-	680
51130000	Woven fabrics of coarse animal hair or of horsehair	2	2	4	4
52010000	Cotton, not carded or combed	362.103	2.484.756	860.118	5.511.997
52021000	Cotton yarn waste (including thread waste)	5	205.800	5	271.099
52029100	Cotton waste, garnetted stock	31.837	159.087	49.426	239.535
52029900	Cotton waste, other than yarn waste, other than garnetted stock	318.772	7.079.762	544.595	11.012.289
52030000	Cotton, carded or combed	617.014	6.007.568	1.328.353	11.889.530
52041190	Cotton sewing thread; not put up for retail sale; containing 85 % or more by weight of cotton; other than unbleached	2	182	7	1.589
52041900	Cotton sewing thread; not put up for retail sale; containing less than 85 % by weight of cotton	510	17.942	1.664	37.130
52042000	Cotton sewing thread; put up for retail sale	1.994	9.774	434	7.298
52051100	Single yarn, of uncombed fibres; measuring 714.29 decitex or more (not exceeding 14 metric number)	559.252	2.427.779	950.059	4.570.201
52051200	Single yarn, of uncombed fibres; measuring less than 714.29 decitex but not less than 232.56 decitex (exceeding 14 metric number but not exceeding 43 metric number)	1.000.030	22.353.626	3.310.031	83.203.705
52051300	Single yarn, of uncombed fibres; measuring less than 232.56 decitex but not less than 192.31 decitex (exceeding 43 metric number but not exceeding 52 metric number)	1.000.552	15.619.854	4.200.694	69.729.928
52051400	Single yarn, of uncombed fibres; measuring less than 192.31 decitex but not less than 125 decitex (exceeding 52 metric number but not exceeding 80 metric number)	351.755	6.313.797	1.460.379	25.950.506
52052100	Single yarn, of combed fibres; measuring 714.29 decitex or more (not exceeding 14 metric number)	5.896	246.343	20.014	1.136.891
52052200	Single yarn, of combed fibres; measuring less than 714.29 decitex but not less than 232.56 decitex (exceeding 14 metric number but not exceeding 43 metric number)	505.209	6.566.568	2.417.943	31.329.674
52052300	Single yarn, of combed fibres; measuring less than 232.56 decitex but not less than 192.31 decitex (exceeding 43 metric number but not exceeding 52 metric number)	566.311	11.461.535	2.727.653	55.228.267

Tabel 3 : Ekspor Indonesia menurut Komoditi (Kode HS 8 digit)

Agustus 2022

Kode H S	Uraian golongan barang	Berat bersih (Kg)		Nilai F.O.B. (U S \$)	
		Bulan ini	Kumulatif	Bulan ini	Kumulatif
		(1)	(2)	(3)	(4)
52052400	Single yarn, of combed fibres; measuring less than 192.31 decitex but not less than 125 decitex (exceeding 52 metric number but not exceeding 80 metric number)	598.004	6.786.030	3.286.626	36.667.372
52052600	Single yarn, of combed fibres; measuring less than 125 decitex (exceeding 80 metric number)	-	5.232	-	66.936
52052700	Single yarn, of combed fibres; measuring less than 106.38 decitex but not less than 83.33 decitex (exceeding 94 metric number but not exceeding 120 metric number)	14.515	66.771	172.963	697.164
52052800	Single yarn, of combed fibres; measuring less than 83.33 decitex (exceeding 120 metric number)	3.629	19.611	46.852	188.086
52053200	Multiple (folded)/ cabled yarn, of uncombed fibres; measuring per single yarn < 714.29 decitex but ≥ 232.56 decitex (exceeding 14 metric number but not exceeding 43 metric number per single yarn)	14.334	244.898	66.575	1.146.091
52053300	Multiple (folded)/ cabled yarn, of uncombed fibres; measuring per single yarn < 232.56 decitex but ≥ 192.31 decitex (exceeding 43 metric number but not exceeding 52 metric number per single yarn)	86.751	407.542	441.864	2.038.537
52053400	Multiple (folded)/ cabled yarn, of uncombed fibres; measuring per single yarn < 192.31 decitex but ≥ 125 decitex (exceeding 52 metric number but not exceeding 80 metric number per single yarn)	14.016	371.015	77.768	1.759.370
52053500	Multiple (folded) or cabled yarn, of uncombed fibres; measuring per single yarn less than 125 decitex (exceeding 80 metric number per single yarn)	20.870	63.073	100.537	300.497
52054200	Multiple (folded) or cabled yarn, of combed fibres; measuring per single yarn < 714.29 decitex but ≥ 232.56 decitex (exceeding 14 metric number but not exceeding 43 metric number per single yarn)	-	9.268	-	56.766
52054300	Multiple (folded) or cabled yarn, of combed fibres; measuring per single yarn < 232.56 decitex but ≥ 192.31 decitex (exceeding 43 metric number but not exceeding 52 metric number per single yarn)	-	28.392	-	154.344
52054400	Multiple (folded)/ cabled yarn, of combed fibres; measuring per single yarn < 192.31 decitex but ≥ 125 decitex (exceeding 52 metric number but not exceeding 80 metric number per single yarn)	52.084	394.683	247.736	1.922.297
52054700	Multiple (folded) or cabled yarn, of combed fibres; measuring per single yarn < 106.38 decitex but ≥ 83.33 decitex (> 94 metric number but ≤ 120 metric number per single yarn)	7.620	77.688	65.132	630.930
52054800	Multiple (folded) or cabled yarn, of combed fibres; measuring per single yarn less than 83.33 decitex (exceeding 120 metric number per single yarn)	-	2.722	-	21.398
52061100	Single yarn, of uncombed fibres; measuring 714.29 decitex or more (not exceeding 14 metric number)	793.852	5.874.969	884.439	6.771.087
52061200	Single yarn, of uncombed fibres; measuring less than 714.29 decitex but not less than 232.56 decitex (exceeding 14 metric number but not exceeding 43 metric number)	373.951	4.782.680	1.138.452	16.673.834
52061300	Single yarn, of uncombed fibres; measuring less than 232.56 decitex but not less than 192.31 decitex (exceeding 43 metric number but not exceeding 52 metric number)	19.391	589.458	90.247	2.228.202
52061400	Single yarn, of uncombed fibres; measuring less than 192.31 decitex but not less than 125 decitex (exceeding 52 metric number but not exceeding 80 metric number)	52.850	416.991	260.374	1.914.308
52061500	Single yarn, of uncombed fibres; measuring less than 125 decitex (exceeding 80 metric number)	-	777.439	-	3.291.908
52062100	Single yarn, of combed fibres; measuring 714.29 decitex or more (not exceeding 14 metric number)	207.784	2.050.615	162.342	2.319.632
52062200	Single yarn, of combed fibres; measuring less than 714.29 decitex but not less than 232.56 decitex (exceeding 14 metric number but not exceeding 43 metric number)	338.171	6.744.075	1.154.776	26.188.454

Tabel 3 : Ekspor Indonesia menurut Komoditi (Kode HS 8 digit)

Agustus 2022

Kode H S	Uraian golongan barang	Berat bersih (Kg)		Nilai F.O.B. (U S \$)	
		Bulan ini	Kumulatif	Bulan ini	Kumulatif
		(1)	(2)	(3)	(4)
52062300	Single yarn, of combed fibres; measuring less than 232.56 decitex but not less than 192.31 decitex (exceeding 43 metric number but not exceeding 52 metric number)	483.023	7.296.904	1.876.451	29.576.143
52062400	Single yarn, of combed fibres; measuring less than 192.31 decitex but not less than 125 decitex (exceeding 52 metric number but not exceeding 80 metric number)	122.008	2.737.523	507.687	12.200.073
52062500	Single yarn, of combed fibres; measuring less than 125 decitex (exceeding 80 metric number)	2.177	4.234	20.195	38.346
52063100	Multiple (folded) or cabled yarn, of uncombed fibres; measuring per single yarn 714.29 decitex or more (not exceeding 14 metric number per single yarn)	-	13.919	-	19.477
52063200	Multiple (folded) or cabled yarn, of uncombed fibres; measuring per single yarn < 714.29 decitex but ≥ 232.56 decitex (exceeding 14 metric number but not exceeding 43 metric number per single yarn)	16.900	71.595	33.083	155.752
52064200	Multiple (folded) or cabled yarn, of combed fibres; measuring per single yarn < 714.29 decitex but ≥ 232.56 decitex (exceeding 14 metric number but not exceeding 43 metric number per single yarn)	-	28.509	-	149.839
52064300	Multiple (folded) or cabled yarn, of combed fibres; measuring per single yarn < 232.56 decitex but ≥ 192.31 decitex (exceeding 43 metric number but not exceeding 52 metric number per single yarn)	-	101.030	-	482.669
52064400	Multiple (folded) or cabled yarn, of combed fibres; measuring per single yarn < 192.31 decitex but ≥ 125 decitex (exceeding 52 metric number but not exceeding 80 metric number per single yarn)	-	23.111	-	125.367
52071000	Cotton yarn (other than sewing thread) put up for retail sale; containing 85% or more by weight of cotton	-	530	-	7.173
52079000	Cotton yarn (other than sewing thread) put up for retail sale; containing less than 85% by weight of cotton	197	92.312	325	186.114
52081100	Plain weave, weighing not more than 100 g/m ² ; unbleached; containing 85 % or more by weight of cotton	35.915	292.062	255.619	2.190.580
52081200	Plain weave, weighing more than 100 g/m ² ; unbleached; containing 85 % or more by weight of cotton	190.847	1.650.321	1.264.394	10.659.604
52081300	3-thread or 4-thread twill, including cross twill; unbleached; containing 85 % or more by weight of cotton	75.562	403.232	387.900	2.022.862
52081900	Woven fabrics of cotton, containing 85 % or more by weight of cotton; unbleached; other than those of subheading 520811-520813	75.165	455.882	346.882	2.520.229
52082100	Plain weave, weighing not more than 100 g/m ² ; bleached; containing 85 % or more by weight of cotton	-	4	-	46
52082200	Plain weave, weighing more than 100 g/m ² ; bleached; containing 85 % or more by weight of cotton	16.132	199.864	206.630	2.211.839
52082900	Woven fabrics of cotton, containing 85 % or more by weight of cotton; bleached; other than those of subheading 520821-520823	3.265	38.986	8.045	107.300
52083190	Other than voile; plain weave, weighing not more than 100 g/m ² ; dyed; containing 85 % or more by weight of cotton	-	14.040	-	141.316
52083200	Plain weave, weighing more than 100 g/m ² ; dyed; containing 85 % or more by weight of cotton	56.416	431.630	563.118	3.915.364
52083300	3-thread or 4-thread twill, including cross twill; dyed; containing 85 % or more by weight of cotton	306	2.312	4.819	32.019
52083900	Woven fabrics of cotton, containing 85 % or more by weight of cotton; dyed; other than those of subheading 520831-520839	69	9.873	191	66.058
52084190	Other than ikat fabric; plain weave, weighing not more than 100 g/m ² ; of yarn of different colour; containing 85 % or more by weight of cotton	119	21.852	363	113.557
52084210	Ikat fabric; plain weave, weighing more than 100 g/m ² ; of yarn of different colour; containing 85 % or more by weight of cotton	46	441	105	835

Tabel 3 : Ekspor Indonesia menurut Komoditi (Kode HS 8 digit)

		Agustus 2022			
Kode H S	Uraian golongan barang	Berat bersih (Kg)		Nilai F.O.B. (U S \$)	
		Bulan ini	Kumulatif	Bulan ini	Kumulatif
(1)	(2)	(3)	(4)	(5)	(6)
52084290	Other than ikat fabric; plain weave, weighing more than 100 g/m2; of yarn of different colour; containing 85 % or more by weight of cotton	21.741	68.034	44.164	130.086
52084300	3-thread or 4-thread twill, including cross twill; plain weave, weighing more than 100 g/m2; of yarn of different colour; containing 85 % or more by weight of cotton	31	107	654	711
52084900	Woven fabric of cotton, containing 85% or more by weight of cotton; of yarn of different colour; other than in subheading 520841-520843	26	13.716	124	140.655
52085110	Plain weave, weighing not more than 100g/m2; printed by the traditional batik process; containing 85 % or more by weight of cotton	15	724	20	6.510
52085190	Plain weave, weighing not more than 100g/m2; printed by other than the traditional batik process; containing 85 % or more by weight of cotton	38	32.250	605	671.479
52085210	Plain weave, weighing more than 100g/m2; printed by the traditional batik process; containing 85 % or more by weight of cotton	31.962	225.344	590.197	4.099.819
52085290	Plain weave, weighing more than 100g/m2; printed by other than the traditional batik process; containing 85 % or more by weight of cotton	61.783	605.558	940.657	7.801.633
52085910	Woven fabrics; other than plain weave; printed by traditional batik process; containing 85 % or more by weight of cotton, weighing not more than 200 g/m2	-	7	-	93
52085990	Woven fabrics; oth than plain weave; printed by oth than traditional batik process; oth than 3-thread or 4-thread twill, including cross twill; containing ≥85% by weight of cotton, weighing < 200 g/m2	3	6.358	30	39.639
52091110	Duck and canvas; plain weave; unbleached; woven fabrics of cotton, containing ≥ 85 % by weight of cotton, weighing > 200 g/m2	-	104	-	3.831
52091190	Other than duck and canvas; plain weave; unbleached; woven fabrics of cotton, containing ≥ 85 % by weight of cotton, weighing > 200 g/m2	69.466	570.378	774.722	5.826.923
52091200	3-thread or 4-thread twill, including cross twill; unbleached; woven fabrics of cotton, containing ≥ 85 % by weight of cotton, weighing > 200 g/m2	23.059	455.156	141.692	2.546.234
52091900	Woven fabrics of cotton, containing ≥ 85 % by weight of cotton, weighing > 200 g/m2; unbleached; other than plain weave; other than 3-thread or 4-thread twill, including cross twill	40.136	101.388	149.525	430.740
52092100	Plain weave; bleached; woven fabrics of cotton, containing ≥ 85 % by weight of cotton, weighing > 200 g/m2	-	1.980	-	18.528
52092200	3-thread or 4-thread twill, including cross twill; bleached; woven fabrics of cotton, containing ≥ 85 % by weight of cotton, weighing > 200 g/m2	3.917	86.031	46.813	1.049.206
52092900	Woven fabrics of cotton, containing ≥ 85 % by weight of cotton, weighing > 200 g/m2; bleached; other than plain weave; other than 3-thread or 4-thread twill, including cross twill	686	19.583	2.311	123.706
52093100	Plain weave; dyed; woven fabrics of cotton, containing ≥ 85 % by weight of cotton, weighing > 200 g/m2	39	6.686	484	31.460
52093200	3-thread or 4-thread twill, including cross twill; dyed; woven fabrics of cotton, containing ≥ 85 % by weight of cotton, weighing > 200 g/m2	2.486	77.402	38.169	449.375
52093900	Woven fabrics of cotton, containing ≥ 85 % by weight of cotton, weighing > 200 g/m2; dyed; other than plain weave; other than 3-thread or 4-thread twill, including cross twill	22.207	159.165	233.234	1.724.078
52094200	Denim; of yarns of different colours; woven fabrics of cotton, containing ≥ 85 % by weight of cotton, weighing > 200 g/m2	1	24.795	2	163.984

Tabel 3 : Ekspor Indonesia menurut Komoditi (Kode HS 8 digit)

		Agustus 2022			
Kode H S	Uraian golongan barang	Berat bersih (Kg)		Nilai F.O.B. (U S \$)	
		Bulan ini	Kumulatif	Bulan ini	Kumulatif
(1)	(2)	(3)	(4)	(5)	(6)
52094900	Woven fabrics of cotton, containing ≥ 85 % by weight of cotton, weighing > 200 g/m ² ; of yarns of different colours; other than those of subheading 520941-520943	6	3.224	8	10.463
52095110	Plain weave; printed by the traditional batik process; woven fabrics of cotton, containing ≥ 85 % by weight of cotton, weighing > 200 g/m ²	13.645	52.434	128.067	541.084
52095190	Plain weave; printed by other than the traditional batik process; woven fabrics of cotton, containing ≥ 85 % by weight of cotton, weighing > 200 g/m ²	5	312	52	8.258
52095290	3-thread or 4-thread twill, including cross twill; printed by other than the traditional batik process; woven fabrics of cotton, containing ≥ 85 % by weight of cotton, weighing > 200 g/m ²	-	1	-	1
52095910	Woven fabrics of cotton, containing ≥ 85% by weight of cotton, weighing > 200g/m ² ; printed by the traditional batik process; oth than plain weave; oth than 3-thread or 4-thread twill, including cross twill	4.535	11.043	13.798	34.015
52095990	Woven fabrics of cotton, contain ≥ 85% by weight of cotton, weight > 200g/m ² ; printed by oth than the traditional batik process; oth than plain weave; oth than 3-thread or 4-thread twill, including cross twill	12.476	127.912	309.023	2.864.067
52101100	Plain weave; unbleached; woven fabrics of cotton, containing < 85 % by weight of cotton, mixed mainly or solely with man-made fibres, weighing not more than 200 g/m ²	259.124	2.329.687	1.578.547	12.610.179
52101900	Other than plain weave; unbleached; woven fabrics of cotton, containing < 85 % by weight of cotton, mixed mainly or solely with man-made fibres, weighing not more than 200 g/m ²	121.537	975.236	630.405	4.747.733
52102100	Plain weave; bleached; woven fabrics of cotton, containing < 85 % by weight of cotton, mixed mainly or solely with man-made fibres, weighing not more than 200 g/m ²	42.008	263.479	428.386	2.400.840
52102900	Other than plain weave; bleached; woven fabrics of cotton, containing < 85 % by weight of cotton, mixed mainly or solely with man-made fibres, weighing not more than 200 g/m ²	6.592	81.997	72.214	785.284
52103100	Plain weave; dyed; woven fabrics of cotton, containing < 85 % by weight of cotton, mixed mainly or solely with man-made fibres, weighing not more than 200 g/m ²	16.691	268.600	127.727	2.169.221
52103200	3-thread or 4-thread twill, including cross twill; dyed; woven fabrics of cotton, containing < 85 % by weight of cotton, mixed mainly or solely with man-made fibres, weighing not more than 200 g/m ²	7.049	37.702	79.319	370.410
52103900	Woven fabrics of cotton, containing < 85% by weight of cotton, mixed mainly/solely with man-made fibres, weighing < 200g/m ² ; dyed; oth than plain weave; oth than 3-thread or 4-thread twill, including cross twill	22.290	174.167	268.846	2.221.371
52104110	Ikat fabric; plain weave; of yarns of different colours; woven fabrics of cotton, containing < 85 % by weight of cotton, mixed mainly or solely with man-made fibres, weighing not more than 200 g/m ²	4.715	54.199	48.106	501.480
52104190	Other than ikat fabric; plain weave; of yarns of different colours; woven fabrics of cotton, containing < 85% by weight of cotton, mixed mainly/solely with man-made fibres, weighing not more than 200 g/m ²	781	10.506	2.229	65.905
52104900	Other than plain weave; of yarns of different colours; woven fabrics of cotton, containing < 85 % by weight of cotton, mixed mainly or solely with man-made fibres, weighing not more than 200 g/m ²	8	53.690	20	444.952
52105190	Plain weave; printed by oth than the traditional batik process; woven fabrics of cotton, containing < 85% by weight of cotton, mixed mainly or solely with man-made fibres, weighing not more than 200 g/m ²	9.894	49.164	143.555	642.447

Tabel 3 : Ekspor Indonesia menurut Komoditi (Kode HS 8 digit)

		Agustus 2022			
Kode H S	Uraian golongan barang	Berat bersih (Kg)		Nilai F.O.B. (U S \$)	
		Bulan ini	Kumulatif	Bulan ini	Kumulatif
(1)	(2)	(3)	(4)	(5)	(6)
52105910	Other than plain weave; printed by the traditional batik process; woven fabrics of cotton, containing < 85% by weight of cotton, mixed mainly or solely with man-made fibres, weighing ≤ 200 g/m2	39	791	57	3.860
52105990	Other than plain weave; printed by other than the traditional batik process; woven fabrics of cotton, containing < 85% by weight of cotton, mixed mainly/solely with man-made fibres, weighing ≤200g/m2	-	59	-	1.164
52111100	Plain weave; unbleached; woven fabrics of cotton, containing < 85 % by weight of cotton, mixed mainly or solely with man-made fibres, weighing more than 200 g/m2	41.060	199.508	445.020	2.123.526
52111200	3-thread or 4-thread twill, including cross twill; unbleached; woven fabrics of cotton, containing < 85 % by weight of cotton, mixed mainly or solely with man-made fibres, weighing more than 200 g/m2	20.323	123.351	117.469	671.639
52111900	Woven fabrics of cotton, contain<85%by weight of cotton, mixed mainly/solely with man-made fibres, weight>200 g/m2; unbleached; oth than plain weave; oth than 3-thread/4-thread twill, including cross twill	4.800	67.155	36.278	380.962
52112000	Woven fabrics of cotton, containing less than 85 % by weight of cotton, mixed mainly or solely with man-made fibres, weighing more than 200 g/m2; bleached	-	29.638	-	129.258
52113100	Plain weave; dyed; woven fabrics of cotton, containing < 85 % by weight of cotton, mixed mainly or solely with man-made fibres, weighing more than 200 g/m2	-	34	-	45
52113200	3-thread or 4-thread twill, including cross twill; dyed; woven fabrics of cotton, containing < 85 % by weight of cotton, mixed mainly or solely with man-made fibres, weighing more than 200 g/m2	7	1.505	201	2.231
52113900	Woven fabrics of cotton, contain<85%by weight of cotton, mixed mainly/solely with man-made fibres, weight>200 g/m2; dyed; oth than plain weave; oth than 3-thread or 4-thread twill, including cross twill	-	22.028	-	35.396
52114110	Ikat fabric; plain weave; of yarns of different colours; woven fabrics of cotton, containing < 85 % by weight of cotton, mixed mainly or solely with man-made fibres, weighing more than 200 g/m2	-	31	-	307
52114190	Other than ikat fabric; plain weave; of yarns of different colours; woven fabrics of cotton, containing < 85 % by weight of cotton, mixed mainly or solely with man-made fibres, weighing > 200 g/m2	-	3.000	-	17.382
52114200	Denim; of yarns of different colours; woven fabrics of cotton, containing < 85 % by weight of cotton, mixed mainly or solely with man-made fibres, weighing > 200 g/m2	9.879	35.780	8.742	129.703
52114900	Woven fabrics of cotton, containing < 85% by weight of cotton, mixed mainly/solely with man-made fibres, weighing more than 200g/m2; of yarns of different colours; oth than of subheading 521141-521143	-	2.460	-	5.108
52115110	Plain weave; printed by the traditional batik process; woven fabrics of cotton, containing < 85 % by weight of cotton, mixed mainly or solely with man-made fibres, weighing more than 200 g/m2	2	141	60	1.802
52115190	Plain weave; printed by other than the traditional batik process; woven fabrics of cotton, containing < 85 % by weight of cotton, mixed mainly or solely with man-made fibres, weighing > 200 g/m2	1	189	1	1.640
52115210	3-thread or 4-thread twill, incld cross twil; printed by the traditional batik process; woven fabrics of cotton, contain<85% by weight of cotton, mixed mainly/solely with man-made fibres, weight>200 g/m2	-	1	-	30

Tabel 3 : Ekspor Indonesia menurut Komoditi (Kode HS 8 digit)

Agustus 2022

Kode H S	Uraian golongan barang	Berat bersih (Kg)		Nilai F.O.B. (U S \$)	
		Bulan ini	Kumulatif	Bulan ini	Kumulatif
(1)	(2)	(3)	(4)	(5)	(6)
52115910	Woven fabrics of cotton,containing< 85% by weight of cotton,weighing> 200g/m2; printed by the traditional batik process; oth than plain weave;oth than 3-thread or 4-thread twill, including cross twill	44	50	571	691
52121100	Woven fabrics of cotton; weighing not more than 200 g/m2; unbleached	11.319	23.885	18.415	117.452
52121300	Woven fabrics of cotton; weighing not more than 200 g/m2; dyed	25.668	155.607	311.491	1.669.443
52121400	Woven fabrics of cotton; weighing not more than 200 g/m2; of yarns of different colours	-	9	-	52
52121510	Woven fabrics of cotton; weighing not more than 200 g/m2; printed by the traditional batik process	673	3.589	14.918	58.598
52121590	Woven fabrics of cotton; weighing not more than 200 g/m2; printed by other than the traditional batik process	1.871	93.317	27.060	952.600
52122100	Woven fabrics of cotton; weighing more than 200 g/m2; unbleached	-	4	-	35
52122300	Woven fabrics of cotton; weighing more than 200 g/m2; dyed	-	0	-	2
52122590	Woven fabrics of cotton; weighing more than 200 g/m2; printed by other than the traditional batik process	-	277	-	3.421
53012900	Flax, hackled or otherwise processed, but not spun	-	300	-	2.027
53029000	Tow and waste of true hemp (including yarn waste and garnetted stock)	1	1	50	50
53031000	Jute and other textile bast fibres (excluding flax, true hemp and ramie), raw or processed but not spun	-	7	-	20
53039000	Tow and waste of jute and other textile bast fibres (excluding flax, true hemp and ramie), (including yarn waste and garnetted stock)	284.683	5.436.699	63.683	1.217.272
53050010	Sisal and other textile fibres of the genus Agave; tow and waste of these fibres (including yarn waste and garnetted stock)	2.460	128.110	12.468	121.408
53050021	Coconut fibres, raw but not spun	253.795	2.521.801	41.779	464.062
53050022	Coconut fibres, processed but not spun	2.062.260	17.545.494	379.638	3.734.015
53050023	Abaca fibres, raw or processed but not spun	4	402	25	5.076
53050090	Ramie and other vegetable textile fibres, not elsewhere specified or included, raw or processed but not spun; tow, noils and waste of these fibres (including yarn waste and garnetted stock)	70.889	1.539.920	16.806	424.731
53061000	Single flax yarn	-	61	-	78
53071000	Single yarn of jute or of other textile bast of heading 5303	-	8.668	-	19.064
53072000	Multiple (folded) or cabled of jute or other fibres bast fibres of heading 5303	-	76	-	185
53081000	Coir yarn	-	32	-	21
53082000	True hemp yarn	0	0	49	49
53089010	Paper yarn	-	159	-	686
53089090	Yarn of other vegetable textile fibres; other than coir yarn; other than true hemp yarn; other than paper yarn	48	48	737	737
53091100	Woven fabrics of flax; containing 85 % or more by weight of flax; unbleached or bleached	14	51	386	5.348
53091900	Woven fabrics of flax; containing 85 % or more by weight of flax; other than unbleached or bleached	285	5.017	509	11.107
53092100	Woven fabrics of flax; containing less than 85 % by weight of flax; unbleached or bleached	530	567	1.264	3.262
53092900	Woven fabrics of flax; containing less than 85 % by weight of flax; other than unbleached or bleached	11	3.383	585	28.400
53101090	Woven fabrics of jute or of other textile bast fibres of heading 5303; unbleached; other than plain	-	1	-	20
53109000	Woven fabrics of jute or of other textile bast fibres of heading 5303; other than unbleached	-	60	-	319
53110020	Woven fabrics of other vegetable textile fibres; woven fabrics of paper yarn; burlap of abaca	2.000	2.002	637	660

Tabel 3 : Ekspor Indonesia menurut Komoditi (Kode HS 8 digit)

Agustus 2022

Kode H S	Uraian golongan barang	Berat bersih (Kg)		Nilai F.O.B. (U S \$)	
		Bulan ini	Kumulatif	Bulan ini	Kumulatif
(1)	(2)	(3)	(4)	(5)	(6)
53110090	Woven fabrics of other vegetable textile fibres; woven fabrics of paper yarn; other than printed by the traditional batik process; other than burlap of abaca	124	12.221	1.148	41.217
54011010	Sewing thread of man-made filaments of synthetic filaments; put up for retail sale	56	1.047	180	19.313
54011090	Sewing thread of man-made filaments of synthetic filaments; not put up for retail sale	60.363	475.732	355.540	2.749.476
54012090	Sewing thread of man-made filaments of artificial filaments; not put up for retail sale	119	5.919	2.128	101.709
54021900	Synthetic filament yarn, not put up for retail sale; high tenacity yarn of nylon or other polyamides, whether or not textured; other than of aramids	350.468	5.482.683	1.960.939	32.074.317
54022000	Synthetic filament yarn, not put up for retail sale; high tenacity yarn of polyesters, whether or not textured	2.099.926	16.481.947	4.115.747	28.031.774
54023100	Synthetic filament yarn, not put up for retail sale; textured yarn of nylon or other polyamides, measuring per single yarn not more than 50 tex	65.933	993.512	271.913	4.359.733
54023200	Synthetic filament yarn, not put up for retail sale; textured yarn of nylon or other polyamides, measuring per single yarn more than 50 tex	-	77.633	-	244.050
54023310	Synthetic filament yarn, not put up for retail sale; textured yarn of polyesters, of a colour other than white	664.234	3.259.501	1.484.105	7.273.541
54023390	Synthetic filament yarn, not put up for retail sale; textured yarn of polyesters, of a colour white	2.881.984	31.096.524	5.963.088	61.186.478
54023400	Synthetic filament yarn, not put up for retail sale; textured yarn of polypropylene	350	4.505	945	19.587
54023900	Synthetic filament yarn, not put up for retail sale; textured yarn; other than of nylon or other polyamides; other than of polyesters; other than of polypropylene	-	37.448	-	112.213
54024410	Synthetic filament yarn, not put up for retail sale; single, untwisted or with a twist not exceeding 50 turns per metre; elastomeric; of polyesters	-	543	-	1.086
54024490	Synthetic filament yarn, not put up for retail sale; single, untwisted or with a twist not exceeding 50 turns per metre; elastomeric; oth than of polyesters and polypropylene	5.429	98.128	17.881	1.009.593
54024500	Synthetic filament yarn, not put up for retail sale; single, untwisted or with a twist not exceeding 50 turns per metre; other than elastomeric; of nylon or other polyamides	347.959	3.550.430	1.268.567	14.584.636
54024610	Synthetic filament yarn, not put up for retail sale; single, untwisted or with a twist < 50 turns per metre;other than elastomeric; of polyesters, partially oriented;of a colour oth than white	20.166	60.512	35.337	109.475
54024690	Synthetic filament yarn, not put up for retail sale; single, untwisted or with a twist < 50 turns per metre; other than elastomeric; of polyesters, partially oriented; of a colour white	1.128.726	7.758.543	1.482.853	11.595.160
54024710	Synthetic filament yarn, not put up for retail sale; single, untwisted or with a twist not exceeding 50 turns per metre; other than elastomeric; of polyesters; of a colour other than white	22.443	197.159	37.594	380.311
54024790	Synthetic filament yarn, not put up for retail sale; single, untwisted or with a twist not exceeding 50 turns per metre; other than elastomeric; of polyesters; of a colour white	4.067.353	29.990.166	7.820.681	57.909.621
54024800	Synthetic filament yarn, not put up for retail sale; single, untwisted or with a twist not exceeding 50 turns per metre; other than elastomeric; of polypropylene	28.847	128.395	74.198	332.048
54024900	Synthetic filament yarn, not put up for retail sale; single, untwisted or with a twist < 50 turns per metre; oth than elastomeric; oth than of nylon or other polyamides, polyesters, polypropylene	917	29.899	16.617	199.559

Tabel 3 : Ekspor Indonesia menurut Komoditi (Kode HS 8 digit)

		Agustus 2022			
Kode H S	Uraian golongan barang	Berat bersih (Kg)		Nilai F.O.B. (U S \$)	
		Bulan ini	Kumulatif	Bulan ini	Kumulatif
(1)	(2)	(3)	(4)	(5)	(6)
54025100	Synthetic filament yarn, not put up for retail sale; single, with a twist exceeding 50 turns per metre; of nylon or other polyamides	4.226	39.712	20.918	231.997
54025200	Synthetic filament yarn, not put up for retail sale; single, with a twist exceeding 50 turns per metre; of polyesters	12.165	409.404	60.673	1.213.724
54025900	Synthetic filament yarn, not put up for retail sale; single, with a twist exceeding 50 turns per metre; other than of nylon or other polyamides, polyesters, polypropylene	-	208	-	4.162
54026100	Synthetic filament yarn, not put up for retail sale; multiple (folded) or cabled; of nylon or other polyamides	217.081	1.511.707	2.038.488	14.184.520
54026200	Synthetic filament yarn, not put up for retail sale; multiple (folded) or cabled; of polyesters	40.734	1.489.782	157.617	5.179.410
54026300	Synthetic filament yarn, not put up for retail sale; multiple (folded) or cabled; of polypropylene	234	1.433	636	4.049
54026900	Synthetic filament yarn, not put up for retail sale; multiple (folded) or cabled; other than of nylon or other polyamides, polyesters, polypropylene	771	777	11.393	11.494
54031000	Artificial filament yarn, not put up for retail sale, including artificial monofilament of less than 67 decitex; high tenacity yarn of viscose rayon	-	98.051	-	327.204
54033190	Artificial filament yarn, not put up for retail sale, including artificial monofilament of < 67decitex; single; other than textured yarn; of viscose rayon, untwisted or with a twist ≤ 120 turns per metre	-	563.566	-	1.765.887
54033290	Artificial filament yarn, not put up for retail sale, including artificial monofilament of < 67decitex; single; other than textured yarn; of viscose rayon, untwisted or with a twist > 120 turns per metre	-	2.839	-	30.659
54033390	Artificial filament yarn, not put up for retail sale, including artificial monofilament of < 67decitex; single; other than textured yarn; of cellulose acetate	-	1	-	2
54033910	Artificial filament yarn, not put up for retail sale, including artificial monofilament of < 67decitex; single; textured yarn; other than of viscose rayon; other than of cellulose acetate	95	712	6.818	314.071
54033990	Artificial filament yarn, not put up for retail sale, including artificial monofilament of < 67decitex; single; other than textured yarn; other than of viscose rayon; other than of cellulose acetate	-	24	-	246
54034110	Artificial filament yarn, not put up for retail sale, including artificial monofilament of < 67decitex; multiple (folded) or cabled; textured yarn; of viscose rayon	90	2.687	857	17.596
54034190	Artificial filament yarn, not put up for retail sale, including artificial monofilament of < 67decitex; multiple (folded) or cabled; other than textured yarn; of viscose rayon	0	272.634	10	998.761
54034900	Artificial filament yarn, not put up for retail sale, including artificial monofilament of < 67decitex; multiple (folded) or cabled; other than of cellulose acetate	10	343	717	5.700
54041200	Synthetic monofilament of 67 decitex or more and of which no cross-sectional dimension exceeds 1 mm; other than elastomeric; of polypropylene	-	8	-	9
54041900	Synthetic monofilament of 67 decitex or more and of which no cross-sectional dimension exceeds 1 mm; other than elastomeric; other than of polypropylene	172.496	1.308.891	349.296	2.699.726
54049000	Strip and the like (for example, artificial straw) of synthetic textile materials of an apparent width not exceeding 5 mm	98.966	601.097	525.602	3.174.950
54060000	Man-made filament yarn (other than sewing thread), put up for retail sale	-	507	-	2.216
54071020	Woven fabrics obtained from high tenacity yarn of nylon or other polyamides or of polyesters; tyre fabrics; conveyor duck	16	17.738	937	1.033.722

Tabel 3 : Ekspor Indonesia menurut Komoditi (Kode HS 8 digit)

		Agustus 2022			
Kode H S	Uraian golongan barang	Berat bersih (Kg)		Nilai F.O.B. (U S \$)	
		Bulan ini	Kumulatif	Bulan ini	Kumulatif
(1)	(2)	(3)	(4)	(5)	(6)
54071091	Woven fabrics obtained from high tenacity yarn of nylon or other polyamides or of polyesters; other than tyre fabrics, conveyor duck; unbleached	7.040	51.540	91.918	541.019
54071099	Woven fabrics obtained from high tenacity yarn of nylon or other polyamides or of polyesters; other than tyre fabrics, conveyor duck; bleached	968.032	7.245.596	8.370.228	59.947.150
54072000	Woven fabrics obtained from strip or the like	359.746	4.801.320	600.905	8.138.988
54073000	Woven fabrics of synthetic filament yarn; specified in Note 9 to Section XI	553	2.989	197	5.666
54074110	Woven nylon mesh fabrics of untwisted filament yarn suitable for use as reinforcing material for tarpaulins; containing ≥ 85 % by weight of filaments of nylon/other polyamides; unbleached or bleached	0	101	4	2.458
54074190	Other than woven nylon mesh fabrics of untwisted filament yarn suitable for use as reinforcing material for tarpaulins; containing ≥ 85% by weight of filaments of nylon/other polyamides; unbleached/bleached	1.684	29.382	36.035	110.792
54074200	Woven fabrics of synthetic filament yarn; containing 85 % or more by weight of filaments of nylon or other polyamides; dyed	66	77.888	1.402	553.103
54074300	Woven fabrics of synthetic filament yarn; containing 85 % or more by weight of filaments of nylon or other polyamides; of yarns of different colours	-	6.694	-	15.877
54074400	Woven fabrics of synthetic filament yarn; containing 85 % or more by weight of filaments of nylon or other polyamides; printed	1.979	7.089	12.852	40.729
54075100	Woven fabrics of synthetic filament yarn; containing 85 % or more by weight of textured polyester filaments; unbleached or bleached	45.298	212.138	264.263	1.094.346
54075200	Woven fabrics of synthetic filament yarn; containing 85 % or more by weight of textured polyester filaments; dyed	636.188	4.742.860	5.177.835	38.197.983
54075300	Woven fabrics of synthetic filament yarn; containing 85 % or more by weight of textured polyester filaments; of yarns of different colours	33.954	123.766	87.765	403.719
54075400	Woven fabrics of synthetic filament yarn; containing 85 % or more by weight of textured polyester filaments; printed	132.406	1.288.606	1.330.319	11.612.938
54076110	Woven fabrics of synthetic filament yarn; containing 85 % or more by weight of non-textured polyester filaments; unbleached or bleached	290.945	1.686.488	2.406.705	14.139.500
54076190	Woven fabrics of synthetic filament yarn; containing 85 % or more by weight of non-textured polyester filaments; other than unbleached or bleached	770.741	6.151.149	6.411.816	53.437.295
54076910	Woven fabrics of synthetic filament yarn; other than containing 85 % or more by weight of textured polyester filaments; unbleached or bleached	23.434	205.594	111.505	950.106
54076990	Woven fabrics of synthetic filament yarn; other than containing 85 % or more by weight of textured polyester filaments; other than unbleached or bleached	47.015	263.834	354.827	1.342.842
54077100	Woven fabrics of synthetic filament yarn; containing 85 % or more by weight of synthetic filaments; unbleached or bleached	222.500	2.824.690	515.786	5.265.418
54077200	Woven fabrics of synthetic filament yarn; containing 85 % or more by weight of synthetic filaments; dyed	66.004	693.119	656.560	6.315.779
54077300	Woven fabrics of synthetic filament yarn; containing 85 % or more by weight of synthetic filaments; of yarns of different colours	692.265	4.701.454	4.722.368	30.837.136
54077400	Woven fabrics of synthetic filament yarn; containing 85 % or more by weight of synthetic filaments; printed	64.572	578.471	223.839	2.157.106
54078100	Woven fabrics of synthetic filament yarn; containing less than 85 % by weight of synthetic filaments, mixed mainly or solely with cotton; unbleached or bleached	16.050	26.111	54.805	140.991

Tabel 3 : Ekspor Indonesia menurut Komoditi (Kode HS 8 digit)

Agustus 2022

Kode H S	Uraian golongan barang	Berat bersih (Kg)		Nilai F.O.B. (U S \$)	
		Bulan ini	Kumulatif	Bulan ini	Kumulatif
(1)	(2)	(3)	(4)	(5)	(6)
54078200	Woven fabrics of synthetic filament yarn; containing less than 85 % by weight of synthetic filaments, mixed mainly or solely with cotton; dyed	1	3.428	2	73.619
54078300	Woven fabrics of synthetic filament yarn; containing less than 85 % by weight of synthetic filaments, mixed mainly or solely with cotton; of yarns of different colours	-	9.256	-	53.082
54078400	Woven fabrics of synthetic filament yarn; containing less than 85 % by weight of synthetic filaments, mixed mainly or solely with cotton; printed	-	40	-	598
54079100	Woven fabrics of synthetic filament yarn; unbleached or bleached; other than those of subheading 540711 - 540784	400.557	2.521.564	1.677.349	9.757.069
54079200	Woven fabrics of synthetic filament yarn; dyed; other than those of subheading 540711 - 540784	22.591	23.375	123.000	125.580
54079300	Woven fabrics of synthetic filament yarn; of yarns of different colours; other than those of subheading 540711 - 540784	21.558	298.763	85.682	1.116.618
54079400	Woven fabrics of synthetic filament yarn; printed; other than those of subheading 540711 - 540784	1.884	203.599	32.375	1.368.799
54081010	Woven fabrics of artificial filament yarn; obtained from high tenacity yarn of viscose rayon; unbleached	-	399	-	16.553
54081090	Woven fabrics of artificial filament yarn; obtained from high tenacity yarn of viscose rayon; other than unbleached	113.076	430.434	920.267	3.585.106
54082100	Woven fabrics of artificial filament yarn; containing 85 % or more by weight of artificial filament or strip or the like; unbleached or bleached	-	95.576	-	474.916
54082200	Woven fabrics of artificial filament yarn; containing 85 % or more by weight of artificial filament or strip or the like; dyed	538	14.478	6.986	87.450
54082300	Woven fabrics of artificial filament yarn; containing 85 % or more by weight of artificial filament or strip or the like; of yarns of different colours	-	2.556	-	25.417
54082400	Woven fabrics of artificial filament yarn; containing 85 % or more by weight of artificial filament or strip or the like; printed	3.405	48.409	41.382	626.144
54083100	Woven fabrics of artificial filament yarn, including woven fabrics obtained from materials of heading 5405; unbleached or bleached; other than those of subheading 540810-540824	-	3.711	-	4.654
54083200	Woven fabrics of artificial filament yarn, including woven fabrics obtained from materials of heading 5405; dyed; other than those of subheading 540810-540824	-	266	-	744
54083300	Woven fabrics of artificial filament yarn, including woven fabrics obtained from materials of heading 5405; of yarns of different colours; other than those of subheading 540810-540824	-	0	-	3
54083400	Woven fabrics of artificial filament yarn, including woven fabrics obtained from materials of heading 5405; printed; other than those of subheading 540810-540824	1	4.171	1	159.046
55011900	Synthetic filament tow; of nylon or other polyamides; other than of aramids	-	29	-	123
55012000	Synthetic filament tow; of polyesters	904	53.690	13.407	235.415
55013000	Synthetic filament tow; of acrylic or modacrylic	41	108.069	199	436.236
55019000	Synthetic filament tow; other than of nylon or other polyamides, polyesters, acrylic or modacrylic, polypropylene	2	114	1	168
55021000	Artificial filament tow; of cellulose acetate	106.774	261.099	665.733	1.473.902
55029000	Artificial filament tow; other than of cellulose acetate	-	0	-	1
55031100	Synthetic staple fibres, not carded, combed or otherwise processed for spinning; of nylon or other polyamides; of aramids	-	162	-	4.147
55031900	Synthetic staple fibres, not carded, combed or otherwise processed for spinning; of nylon or other polyamides; other than of aramids	6	223	32	7.233

Tabel 3 : Ekspor Indonesia menurut Komoditi (Kode HS 8 digit)

Agustus 2022

Kode H S	Uraian golongan barang	Berat bersih (Kg)		Nilai F.O.B. (U S \$)	
		Bulan ini	Kumulatif	Bulan ini	Kumulatif
(1)	(2)	(3)	(4)	(5)	(6)
55032010	Synthetic staple fibres, not carded, combed or otherwise processed for spinning; of polyesters; of a colour other than white	896.567	3.155.209	1.099.846	3.728.098
55032090	Synthetic staple fibres, not carded, combed or otherwise processed for spinning; of polyesters; of a colour white	20.170.864	140.322.498	23.208.924	164.785.448
55033000	Synthetic staple fibres, not carded, combed or otherwise processed for spinning; acrylic or modacrylic	7.782	71.932	22.785	245.391
55039090	Synthetic staple fibres, not carded, combed/ otherwise processed for spinning; oth than of nylon or other polyamides, of polyester, acrylic or modacrylic, of polypropylene; oth than of polyvinyl alcohol	119.164	2.596.153	237.074	4.675.759
55041000	Artificial staple fibres, not carded, combed or otherwise processed for spinning; of viscose rayon	26.718.566	272.406.311	54.376.500	549.618.446
55049000	Artificial staple fibres, not carded, combed or otherwise processed for spinning; other than of viscose rayon	-	85	-	9.478
55051000	Waste (including noils, yarn waste and garnetted stock) of man-made fibres; of synthetic fibres	234.895	2.130.007	311.698	2.537.685
55052000	Waste (including noils, yarn waste and garnetted stock) of man-made fibres; of artificial fibres	12	312.435	79	328.677
55061000	Synthetic staple fibres, carded, combed or otherwise processed for spinning; of nylon or other polyamides	-	27	-	256
55062000	Synthetic staple fibres, carded, combed or otherwise processed for spinning; of polyesters	-	5.987	-	10.754
55063000	Synthetic staple fibres, carded, combed or otherwise processed for spinning; acrylic or modacrylic	60	46.794	2.884	127.130
55070000	Artificial staple fibres, carded, combed or otherwise processed for spinning	-	1.021	-	88
55081010	Sewing thread of synthetic staple fibres; put up for retail sale	20.054	472.979	53.212	2.042.852
55081090	Sewing thread of synthetic staple fibres; not put up for retail sale	135.454	1.093.208	567.246	4.585.490
55082090	Sewing thread of artificial staple fibres; not put up for retail sale	1	3	4	14
55091100	Single yarn; containing 85 % or more by weight of staple fibres of nylon or other polyamides; not put up for retail sale	1.562	4.014	9.528	24.971
55091200	Multiple (folded) or cabled yarn; containing 85 % or more by weight of staple fibres of nylon or other polyamides; not put up for retail sale	1.530	53.915	9.338	200.895
55092100	Single yarn; containing 85 % or more by weight of polyester staple fibres; not put up for retail sale	5.364.998	64.251.493	10.751.755	135.103.604
55092200	Multiple (folded) or cabled yarn; containing 85 % or more by weight of polyester staple fibres; not put up for retail sale	1.648.864	16.162.825	4.546.540	42.685.035
55093100	Single yarn; 85 % or more by weight of acrylic or modacrylic staple fibres; not put up for retail sale	200.262	1.984.817	1.146.333	10.169.991
55093200	Multiple (folded) or cabled yarn; containing 85 % or more by weight of acrylic or modacrylic staple fibres; not put up for retail sale	2.402.444	18.562.948	9.268.891	74.162.337
55094100	Single yarn; 85 % or more by weight of acrylic or modacrylic staple fibres; not put up for retail sale	37.043	265.878	422.789	2.561.087
55094200	Multiple (folded) or cabled yarn; containing 85 % or more by weight of acrylic or modacrylic staple fibres; not put up for retail sale	45.502	93.949	151.059	483.580
55095100	Yarn of polyester staple fibres; mixed mainly or solely with artificial staple fibres; not put up for retail sale	3.573.557	28.014.603	9.223.694	72.727.489
55095290	Other than single yarn; of polyester staple fibres; mixed mainly or solely with wool or fine animal hair; not put up for retail sale	-	1	-	1
55095300	Yarn of polyester staple fibres; mixed mainly or solely with cotton; not put up for retail sale	1.606.528	26.659.665	5.102.548	87.919.485
55095900	Yarn of polyester staple fibres; other than mixed mainly or solely with artificial staple fibres, wool or fine animal hair, cotton; not put up for retail sale	41.418	104.981	92.474	337.777

Tabel 3 : Ekspor Indonesia menurut Komoditi (Kode HS 8 digit)

		Agustus 2022			
Kode H S	Uraian golongan barang	Berat bersih (Kg)		Nilai F.O.B. (U S \$)	
		Bulan ini	Kumulatif	Bulan ini	Kumulatif
(1)	(2)	(3)	(4)	(5)	(6)
55096100	Yarn of acrylic or modacrylic staple fibres; mixed mainly or solely with wool or fine animal hair; not put up for retail sale	20.574	605.399	182.968	4.939.240
55096200	Yarn of acrylic or modacrylic staple fibres; mixed mainly or solely with cotton; not put up for retail sale	43.691	999.359	260.478	4.977.331
55096900	Yarn of acrylic or modacrylic staple fibres; other than mixed mainly or solely with wool or fine animal hair, cotton; not put up for retail sale	425.380	2.022.899	2.481.329	11.676.034
55099200	Yarn of synthetic staple fibres; mixed mainly or solely with cotton; other than those of subheading 550911 - 550969	7.144	52.199	46.224	361.852
55101100	Single yarn containing 85 % or more by weight of artificial staple fibres, not put up for retail sale	6.969.984	58.139.006	19.119.414	175.842.066
55101200	Multiple (folded) or cabled yarn containing 85 % or more by weight of artificial staple fibres, not put up for retail sale	611.413	5.012.324	2.149.660	17.398.768
55102000	Yarn (other than sewing thread) of artificial staple fibres, mixed mainly or solely with wool or fine animal hair, not put up for retail sale	-	26	-	26
55103000	Yarn (other than sewing thread) of artificial staple fibres, mixed mainly or solely with cotton, not put up for retail sale	125.145	580.607	549.981	2.400.009
55109000	Yarn of artificial staple fibres, containing less than 85 % by weight of artificial staple fibres, oth than mixed mainly or solely with wool or fine animal hair, cotton; not put up for retail sale	89.430	937.192	251.010	2.828.609
55111010	Yarn (other than sewing thread) of man-made, put up for retail sale of synthetic staple fibres, containing 85 % or more by weight of such fibres;knitting yarn,crochet thread and embroidery thread	1	109	15	8.439
55111090	Yarn (oth than sewing thread) of man-made,put up for retail sale of synthetic staple fibres,containing 85 % or more by weight of such fibres;oth than knitting yarn,crochet thread and embroidery thread	-	2	-	14
55112090	Yarn(oth than sewing thread)of man-made,put up for retail sale of synthetic staple fibres,containing less than 85 % by weight of such fibres;oth than knitting yarn,crochet thread and embroidery thread	-	6	-	126
55113000	Yarn (other than sewing thread) of man-made, put up for retail sale, of artificial staple fibres	289	7.768	2.747	65.741
55121100	Woven fabrics of synthetic staple fibres, containing 85 % or more by weight of polyester staple fibres; unbleached or bleached	120.684	1.124.957	441.991	4.158.605
55121900	Woven fabrics of synthetic staple fibres, containing 85 % or more by weight of polyester staple fibres; other than unbleached or bleached	23.076	174.553	167.942	1.102.068
55122900	Woven fabrics of synthetic staple fibres, containing 85 % or more by weight of aryclic or modacrylic staple fibres; other than unbleached or bleached	91	126	5.594	6.740
55129100	Woven fabrics of synthetic staple fibres, containing 85 % or more by weight other than of polyester, aryclic or modacrylic staple fibres; unbleached or bleached	-	4	-	75
55129900	Woven fabrics of synthetic staple fibres, containing 85 % or more by weight other than of polyester, aryclic or modacrylic staple fibres; other unbleached or bleached	12	4.640	649	107.767
55131100	Woven fabrics of polyester staple fibres,plain weave, containing less than 85 % by weight of such fibres, mixed mainly or solely with cotton, of a weight not exceeding 170 g/m2; unbleached or bleached	989.600	6.792.538	5.318.134	33.704.863
55131200	Woven fabrics, 3-thread/4-thread twill, incl cross twill of polyester staples fibres, cont < 85% by weight of such fibres, mixed mainly/solely with cotton, of a weight ≤ 170 g/m2, unbleached/bleached	123.282	750.644	786.761	4.883.181

Tabel 3 : Ekspor Indonesia menurut Komoditi (Kode HS 8 digit)

		Agustus 2022			
Kode H S	Uraian golongan barang	Berat bersih (Kg)		Nilai F.O.B. (U S \$)	
		Bulan ini	Kumulatif	Bulan ini	Kumulatif
(1)	(2)	(3)	(4)	(5)	(6)
55131300	Woven fabrics of polyester staple fibres, containing less than 85 % by weight of such fibres, mixed mainly or solely with cotton, of a weight not exceeding 170 g/m2, unbleached or bleached	12.735	125.535	92.086	852.382
55131900	Woven fabrics of synthetic staple fibres, cont < 85 % by weight of such fibres, mixed mainly/solely with cotton, of a weight ≤ 170 g/m2; oth than HS 55131100 - 55131300; unbleached or bleached	-	5	-	72
55132100	Woven fabrics of polyester staple fibres,plain weave, containing less than 85 % by weight of such fibres, mixed mainly or solely with cotton, of a weight not exceeding 170 g/m2, dyed	162.936	941.653	1.417.299	7.308.243
55132300	Woven fabrics of polyester staple fibres, containing less than 85 % by weight of such fibres, mixed mainly or solely with cotton, of a weight not exceeding 170 g/m2, dyed	1.640	56.576	15.267	393.109
55132900	Woven fabrics of synthetic staple fibres, containing < 85 % by weight of such fibres, mixed mainly or solely with cotton, of a weight ≤ 170 g/m2; other than HS 55131100 - 55131300; dyed	58	11.182	239	91.609
55133100	Woven fabrics of polyester staple fibres,plain weave, cont less than 85 % by weight of such fibres, mixed mainly or solely with cotton, of a weight not exceeding 170 g/m2; of yarn of different colours	47	125	438	953
55133900	Woven fabrics; oth than of polyester staple fibres,plain weave, cont 85% by weight of such fibres, mixed mainly or solely with cotton, of a weight not exceeding 170 g/m2; of yarn of different colours	51	6.803	1.187	63.354
55134100	Woven fabrics of polyester staple fibres,plain weave, cont less than 85 % by weight of such fibres, mixed mainly or solely with cotton, of a weight not exceeding 170 g/m2; printed	-	427	-	3.423
55134900	Woven fabrics; other than of polyester staple fibres,plain weave; cont less than 85 % by weight of such fibres, mixed mainly or solely with cotton, of a weight not exceeding 170 g/m2; printed	1.683	22.693	28.209	266.434
55141100	Woven fabrics of polyester staple fibres,plain weave, containing less than 85 % by weight of such fibres, mixed mainly or solely with cotton, of a weight exceeding 170 g/m2; unbleached or bleached	51.143	373.179	157.085	1.518.752
55141200	Woven fabrics, 3-thread/4-thread twill, incl cross twill of polyester staples fibres, cont < 85% by weight of such fibres, mixed mainly/solely with cotton, of a weight > 170g/m2; unbleached/bleached	159.485	1.440.523	936.357	7.962.484
55141900	Woven fabrics of synthetic staple fibres, cont < 85 % by weight of such fibres, mixed mainly/solely with cotton, of a weight > 170 g/m2; oth than HS 55141100 - 55141200; unbleached or bleached	3.107	30.030	34.721	313.326
55142100	Woven fabrics of polyester staple fibres,plain weave, containing less than 85 % by weight of such fibres, mixed mainly or solely with cotton, of a weight exceeding 170 g/m2; dyed	4.012	18.019	36.853	165.910
55142200	Woven fabrics,of 3/4 thread twill, incl cross twill of polyester staples fibres ,containing less than 85% by weight of such fibres, mixed mainly/solely with cotton, of a weight > 170g/m2; dyed	58.032	806.718	432.439	6.350.134
55142300	Woven fabrics of polyester staple fibres, containing less than 85 % by weight of such fibres, mixed mainly or solely with cotton, of a weight exceeding 170 g/m2; dyed	-	78	-	4.005
55142900	Woven fabrics of synthetic staple fibres, cont < 85 % by weight of such fibres, mixed mainly/solely with cotton, of a weight > 170 g/m2; oth than HS 55142100 - 55142300; dyed	-	3.983	-	29.129

Tabel 3 : Ekspor Indonesia menurut Komoditi (Kode HS 8 digit)

		Agustus 2022			
Kode H S	Uraian golongan barang	Berat bersih (Kg)		Nilai F.O.B. (U S \$)	
		Bulan ini	Kumulatif	Bulan ini	Kumulatif
(1)	(2)	(3)	(4)	(5)	(6)
55143000	Woven fabrics of synthetic staple fibres, containing less than 85 % by weight of such fibres, mixed mainly or solely with cotton, of a weight exceeding 170 g/m2; of yarn of different colours	-	1.674	-	28.940
55144900	Woven fabrics of synthetic staple fibres, cont < 85 % by weight of such fibres, mixed mainly/solely with cotton, of a weight > 170 g/m2; printed; n.e.c. in heading 5514	1.864	5.915	12.355	21.353
55151100	Woven fabrics other than those of heading 5512 - 5514, of polyester staple fibres, mixed mainly or solely with viscose rayon staples fibres	396.686	2.777.807	2.528.794	17.719.156
55151200	Woven fabrics other than those of heading 5512 - 5514, of polyester staple fibres, mixed mainly or solely with man-made filaments	1.109.153	8.068.713	5.271.564	38.080.692
55151300	Woven fabrics other than those of heading 5512 - 5514, of polyester staple fibres, mixed mainly or solely with wool or fine animal hair	12	545	773	14.559
55151900	Woven fabrics other than of heading 5512 - 5514, of polyester staple fibres; oth than mixed mainly/ solely with viscose rayon staples fibres or with man-made filaments or with wool or fine animal hair	2.482	79.853	20.761	601.553
55152100	Woven fabrics other than those of heading 5512 - 5514, of acrylic or modacrylic staple fibres; mixed mainly or solely with man-made filaments	-	10	-	200
55152900	Woven fabrics other than those of heading 5512 - 5514, of acrylic or modacrylic staple fibres; other than mixed mainly or solely with man-made filaments or with wool or fine animal hair	13	13	296	297
55159100	Woven fabrics other than those of heading 5512 - 5514, of synthetic staple fibres; oth than of polyester staples/of arcylic or modacrylic staple fibre; mixed mainly or solely with man-made filaments	-	93	-	221
55159990	Woven fabrics other than those of heading 5512 - 5514, of synthetic staple fibres; oth than of polyester staples/of arcylic or modacrylic; oth than mixed mainly/solely with wool or fine animal hair	84	1.883	382	26.523
55161100	Woven fabrics of artificial staple fibres; containing 85 % or more by weight of artificial staple fibres; unbleached or bleached	274.862	2.660.197	1.393.961	13.126.516
55161200	Woven fabrics of artificial staple fibres; containing 85 % or more by weight of artificial staple fibres; dyed	26.299	161.146	152.875	841.764
55161300	Woven fabrics of artificial staple fibres; containing 85 % or more by weight of artificial staple fibres; of yarn of different colours	5.517	11.515	57.800	121.408
55161400	Woven fabrics of artificial staple fibres; containing 85 % or more by weight of artificial staple fibres; printed	16.883	36.750	281.938	663.856
55162100	Woven fabrics of artificial staple fibres; containing less than 85 % by weight of artificial staple fibres, mixed mainly or soley with man-made filaments; unbleached or bleached	44.232	337.541	224.974	1.682.438
55162200	Woven fabrics of artificial staple fibres; containing less than 85 % by weight of artificial staple fibres, mixed mainly or solely with man-made filaments; dyed	0	22.742	2	69.711
55162300	Woven fabrics of artificial staple fibres; containing less than 85 % by weight of artificial staple fibres, mixed mainly or solely with man-made filaments;; of yarn of different colours	3.753	29.432	29.240	215.633
55162400	Woven fabrics of artificial staple fibres; containing less than 85 % by weight of artificial staple fibres, mixed mainly or solely with man-made filaments; printed	25	1.161	77	2.642
55163400	Woven fabrics of artificial staple fibres; containing less than 85 % by weight of artificial staple fibres, mixed mainly or solely with wool or fine animal hair; printed	-	1	-	1

Tabel 3 : Ekspor Indonesia menurut Komoditi (Kode HS 8 digit)

Agustus 2022

Kode H S	Uraian golongan barang	Berat bersih (Kg)		Nilai F.O.B. (U S \$)	
		Bulan ini	Kumulatif	Bulan ini	Kumulatif
(1)	(2)	(3)	(4)	(5)	(6)
55164100	Woven fabrics of artificial staple fibres; containing less than 85 % by weight of artificial staple fibres, mixed mainly or solely with cotton; unbleached or bleached	482	15.120	6.894	229.465
55164200	Woven fabrics of artificial staple fibres; containing less than 85 % by weight of artificial staple fibres, mixed mainly or solely with cotton; dyed	-	632	-	1.475
55164400	Woven fabrics of artificial staple fibres; containing less than 85 % by weight of artificial staple fibres, mixed mainly or solely with cotton; printed	16	16	55	55
55169100	Woven fabrics of artificial staple fibres; unbleached or bleached; other than those of subheading 551661 - 551664	19.764	130.465	97.057	626.380
55169200	Woven fabrics of artificial staple fibres; dyed; other than those of subheading 551661 - 551664	-	7.092	-	75.070
55169300	Woven fabrics of artificial staple fibres; of yarn of different colours; other than those of subheading 551661 - 551664	-	3.367	-	40.628
55169400	Woven fabrics of artificial staple fibres; printed; other than those of subheading 551661 - 551664	298	2.356	447	23.642
56012100	Wadding of textile materials and articles thereof, of cotton	4.632	102.094	31.948	331.463
56012210	Wadding of textile materials and articles thereof, of man-made fibres; cigarette tow	17.426	184.158	121.069	1.198.369
56012290	Wadding of textile materials and articles thereof; of man-made fibres; other than cigarette tow	173.990	1.356.804	1.951.780	15.261.919
56012900	Wadding of textile materials and articles thereof; other than of man-made fibres	1	498	1	1.584
56013010	Textile flock and dust and mill neps; polyamide fibre flock	346.684	2.176.277	695.639	4.142.327
56013090	Textile flock and dust and mill neps; other than polyamide fibre flock or polypropylene fibre flock	2	2	257	257
56021000	Needleloom felt and stitch-bonded fibre fabrics	95.498	605.701	340.496	2.204.956
56022100	Felt of wool or fine animal hair; not impregnated, coated, covered or laminated	-	2	-	93
56022900	Felt of other textile material; not impregnated, coated, covered or laminated	-	14.900	-	118.634
56029000	Felt, impregnated, coated, covered or laminated; other than needleloom felt and stich-bonded fibre fabrics	33.259	222.972	71.000	495.546
56031100	Nonwovens, whether or not impregnated, coated, covered or laminated; of man-made filaments; weighing not more than 25g/m2	400.929	2.862.641	1.039.669	7.301.405
56031200	Nonwovens, whether or not impregnated, coated, covered or laminated; of man-made filaments; weighing more than 25g/m2 but not more than 70 g/m2	798.113	6.555.971	2.917.487	23.329.610
56031300	Nonwovens, whether or not impregnated, coated, covered or laminated; of man-made filaments; weighing more than 70g/m2 but not more than 150 g/m2	33.215	1.442.293	83.365	4.378.333
56031400	Nonwovens, whether or not impregnated, coated, covered or laminated; of man-made filaments; weighing more than 150 g/m2	5.488	110.184	18.260	368.306
56039100	Nonwovens, whether or not impregnated, coated, covered or laminated; other than of man-made filaments; weighing not more than 25g/m2	53.664	656.498	204.141	2.426.595
56039200	Nonwovens, whether or not impregnated, coated, covered or laminated; other than of man-made filaments; weighing more than 25g/m2 but not more than 70 g/m2	726.670	6.533.632	1.935.849	17.214.160
56039300	Nonwovens, whether or not impregnated, coated, covered or laminated; other than of man-made filaments; weighing more than 70g/m2 but not more than 150 g/m2	9.707	22.881	31.316	79.844
56039400	Nonwovens, whether or not impregnated, coated, covered or laminated; other than of man-made filaments; weighing more than 150 g/m2	472.945	3.914.115	722.695	6.927.137
56041000	Rubber thread and cord, textile covered	1.894	24.227	17.246	201.395

Tabel 3 : Ekspor Indonesia menurut Komoditi (Kode HS 8 digit)

		Agustus 2022			
Kode H S	Uraian golongan barang	Berat bersih (Kg)		Nilai F.O.B. (U S \$)	
		Bulan ini	Kumulatif	Bulan ini	Kumulatif
(1)	(2)	(3)	(4)	(5)	(6)
56049030	Textile yarn, and strip and the like of heading 5404 or 5405, impregnated, coated, covered/sheathed with rubber/plastics; high tenacity yarn of polyesters, of nylon/oth polyamides/of viscose rayon	3.134	23.035	118.310	849.519
56049090	Textile yarn, and strip and the like of heading 5404 or 5405, impregnated, coated, covered or sheathed with rubber or plastics; other than those of HS 56049010 - 56049030	1.165	19.678	5.723	255.742
56050000	Metallised yarn, whether or not gimped, being textile yarn, or strip or the like of heading 5404 or 5405, combined with metal in the form of thread, strip or powder or covered with metal	19.121	81.573	177.876	815.316
56060000	Gimped yarn, and strip and the like of heading 5404 or 5405, gimped (other than those of heading 5605 and gimped horsehair yarn); chenille yarn (including flock chenille yarn); loop wale-yarn	9.936	88.768	54.990	295.590
56072100	Binder or baler twine whether or not plaited or braided and whether or not impregnated, coated, covered or sheathed with rubber or plastics; of sisal or other textile fibres of the genus Agave	-	19	-	438
56072900	Twine, whether/not plaited/braided and whether/not impregnated, coated, covered/sheathed with rubber/plastics; oth than binder or baler twine; of sisal or other textile fibres of the genus Agave	52.040	570.151	148.358	1.556.632
56074100	Binder or baler twine whether or not plaited or braided and whether or not impregnated, coated, covered or sheathed with rubber or plastics; of polyethylene or polypropylene	192	4.849	540	54.246
56074900	Twine, whether/not plaited/braided and whether/not impregnated, coated, covered/sheathed with rubber/plastics; oth than binder or baler twine; of polyethylene or polypropylene	106.471	805.322	183.665	2.487.705
56075010	Oth synthetic fibres;V-belt cord of man-made fibres treated w/resorcinol formaldehyde;polyamide&polytetrafluoro-ethylene yarns measuring >10,000 decitex, used for sealing pumps,valves&similar articles	23.761	151.090	254.885	1.504.057
56075090	Other synthetic fibres; other than HS 56075010	1.924	101.510	10.932	642.903
56079021	Cordage, ropes and cables, whether or not plaited or braided and whether or not impregnated, coated, covered or sheathed with rubber or plastics; of abaca (Manila hemp or Musa textilis Nee)	191	4.036	6.679	66.578
56079022	Cordage, ropes and cables, whether or not plaited or braided and whether or not impregnated, coated, covered or sheathed with rubber or plastics; of other hard (leaf) fibres	-	555	-	1.509
56079090	Cordage,ropes&cables,whether/not plaited/braided/impregnated,coated,covered/sheathed with rubber/plastics;oth than of abaca (Manila hemp/Musa textile Nee)/jute/oth textile bast fibres of heading 5303	1.565	158.441	40.705	455.408
56081100	Knotted netting of twine, cordage or rope; made up fishing nets; of man-made textile materials	191.205	1.777.904	1.374.502	12.639.600
56081920	Knotted netting of twine, cordage or rope; net bags; of man-made textile materials	6.576	7.015	27.938	28.741
56081990	Knotted netting of twine, cordage or rope; other than net bags; of man-made textile materials	10.019	116.847	33.623	519.529
56089010	Knotted netting of twine, cordage or rope; net bags; other than of man-made textile materials	48	161	169	693
56089090	Knotted netting of twine, cordage or rope; other than net bags; other than of man-made textile materials	30.786	94.756	84.827	280.344
56090000	Articles of yarn, strip or the like of heading 5404 or 5405, twine, cordage, rope or cables, not elsewhere specified or included	46.381	539.273	88.295	1.867.532
57011010	Prayer rugs, knotted, whether or not made up; of wool or fine animal hair,	27	357	67	1.670

Tabel 3 : Ekspor Indonesia menurut Komoditi (Kode HS 8 digit)

		Agustus 2022			
Kode H S	Uraian golongan barang	Berat bersih (Kg)		Nilai F.O.B. (U S \$)	
		Bulan ini	Kumulatif	Bulan ini	Kumulatif
(1)	(2)	(3)	(4)	(5)	(6)
57011090	Carpets and other textile floor coverings, knotted, whether or not made up; other than prayer rugs of wool or fine animal hair	2.568	18.690	18.949	133.912
57019011	Prayer rugs, knotted, whether or not made up; of cotton	143	1.632	1.393	13.536
57019019	Carpets and other textile floor covering, knotted, whether or not made up; of cotton; other than prayer rugs	115	1.858	448	2.174
57019091	Prayer rugs, knotted, whether or not made up; other than of wool or fine animal hair or of cotton or of jute fibres	-	102	-	416
57019099	Carpets and other textile floor covering, knotted, whether or not made up; other than of wool or fine animal hair or of cotton or of jute fibres; other than prayer rugs	4.519	5.538	10.824	24.150
57021000	"Kelem", "Schumacks", "Karamanie" and similar hand-woven rugs	15.010	43.170	15.046	56.646
57022000	Floor coverings of coconut fibres (coir)	-	400	-	880
57023100	Carpets and other textile floor coverings, woven, not tufted or flocked; of pile construction, not made up; of wool or fine animal hair	-	144	-	3.500
57023200	Carpets and other textile floor coverings, woven, not tufted or flocked; of pile construction, not made up; of man-made textile materials	12	33.972	45	13.023
57023910	Carpets and other textile floor coverings, woven, not tufted or flocked; of pile construction, not made up; other textile materials; of cotton	348	589	4.060	5.958
57023920	Carpets and other textile floor coverings, woven, not tufted or flocked; of pile construction, not made up; other textile materials; of jute fibres	-	35	-	222
57023990	Carpets and other textile floor coverings, woven, not tufted or flocked; of pile construction, not made up; other textile materials; other than of cotton or of jute fibres	537	3.367	6.027	64.711
57024110	Prayer rugs; of pile construction, made up; of wool or fine animal hair	7	252	20	2.899
57024190	Carpets and other textile floor coverings, woven, not tufted or flocked; of pile construction, made up; of wool or fine animal hair; other than prayer rugs	-	16	-	7
57024210	Prayer rugs; of pile construction, made up; of man - made textile materials	6.929	125.120	7.200	370.890
57024290	Carpets and other textile floor coverings, woven, not tufted or flocked; of pile construction, made up; of man - made textile materials; other than prayer rugs	524.657	3.411.455	1.427.282	9.277.543
57024999	Carpets and other textile floor coverings, woven, not tufted or flocked, of pile construction, made up; other textile materials; other than prayer rugs	-	3.575	-	41.351
57025010	Carpets and other textile floor coverings, woven, not tufted or flocked; not of pile construction, not made up; of cotton	-	15	-	489
57025020	Carpets and other textile floor coverings, woven, not tufted or flocked; not of pile construction, not made up; of jute fibres	32	49	115	475
57025090	Carpets and other textile floor coverings, woven, not tufted or flocked; not of pile construction, not made up; other than of cotton or of jute fibres	132	364	2.650	9.445
57029110	Prayer rugs; of wool or fine animal hair; not of pile construction, made up	9	9	115	115
57029210	Prayer rugs; of man - made textile materials; not of pile construction, made up	-	14.636	-	76.762
57029290	Carpets and other textile floor coverings, woven, not tufted or flocked; of not pile construction, made up; of man - made textile materials; other than prayer rugs	588	2.372	6.404	27.068
57029920	Carpets and other textile floor coverings, woven, not tufted or flocked; of not pile construction, made up; other textile materials; of jute fibres	-	4.410	-	28.665

Tabel 3 : Ekspor Indonesia menurut Komoditi (Kode HS 8 digit)

		Agustus 2022			
Kode H S	Uraian golongan barang	Berat bersih (Kg)		Nilai F.O.B. (U S \$)	
		Bulan ini	Kumulatif	Bulan ini	Kumulatif
(1)	(2)	(3)	(4)	(5)	(6)
57029999	Carpets and other textile floor coverings, woven, not tufted or flopped; of not pile construction, made up; of other textile materials; other than prayer rugs; other than cotton or of jute fibres	-	165	-	1.808
57031010	Floor mats of a kind used for motor vehicles of headings 8702, 8703 or 8704; of wool or fine animal hair	3.371	4.599	5.055	10.659
57031020	Prayer rugs; of wool or fine animal hair	57	1.057	309	2.995
57031030	Flooring carpets of a kind used for motor vehicles of headings 8702, 8703 or 8704; of wool or fine animal hair	225	401.681	385	651.685
57031090	Carpets and other textile floor coverings, tufted, whether or not made up; of wool or fine animal hair; n.e.c. of subheading 570310	485	11.625	8.037	168.930
57032910	Prayer rugs of nylon or other polyamides	-	85	-	623
57032990	Carpets and other textile floor coverings, tufted, whether or not made up; of nylon or other polyamides; other than prayer rugs	104.316	721.002	539.733	3.130.736
57033100	Turf of other man-made textile materials	17	17.247	662	71.717
57033910	Prayer rugs of other man-made textile materials	4.045	121.277	48.512	520.910
57033990	Carpets and other textile floor coverings, tufted, whether or not made up; of other man-made textile materials; other than prayer rugs	289.683	2.872.388	875.589	8.105.329
57039011	Prayer rugs; of cotton; other textile materials	-	95	-	115
57039019	Carpets and other textile floor coverings, tufted, whether or not made up; of cotton other textile materials; other than prayer rugs	16	97	44	1.340
57039022	Flooring carpets of a kind used for motor vehicles of headings 8702, 8703 or 8704; of jute fibres	-	56	-	317
57039029	Carpets and other textile floor coverings, tufted, whether or not made up; of jute fibres; other than those of HS 57031010 - 57031030	-	19	-	15
57039091	Floor mats of a kind used for motor vehicles of headings 8702, 8703 or 8704 of other textile materials; other than of cotton or of jute fibres	186	191	3.609	3.626
57039092	Prayer rugs, other than of cotton or of jute fibres	-	11	-	99
57039093	Flooring carpets of a kind used for motor vehicles of headings 8702, 8703 or 8704, of other textile materials; other than of cotton or of jute fibres	242	2.036	1.822	14.015
57039099	Carpets and other textile floor coverings, tufted, whether or not made up, of other textile materials; other than of cotton or of jute fibres; n.e.c. in heading 5703	1.930	46.844	2.981	48.353
57049000	Tiles, having a minimum surface area exceeding 1 m2; of felt, not tufted or flopped, whether or not made up	340.281	932.970	661.393	1.809.885
57050011	Prayer rugs of cotton, whether or not made up; other than those of heading 5701-5704	17.330	185.600	86.293	472.270
57050019	Carpets and other textile floor coverings, whether or not made up; of cotton; other than those of heading 5701-5704; other than prayer rug	5.560	30.362	25.001	50.389
57050021	Nonwoven floor coverings, of a kind used for motor vehicles of heading 8702, 8703 or 8704; other than those of heading 5701-5704; of jute fibres	-	30	-	356
57050029	Carpets and other textile floor coverings, other than those of heading 5701-5704; of jute fibres; other than those of HS 57050021	6.007	42.974	32.174	232.987
57050091	Prayer rugs other than those of heading 5701-5704; other than of cotton or of jute fibres	26	853	55	4.617
57050092	Nonwoven floor coverings, of a kind used for motor vehicles of heading 8702, 8703 or 8704; other than of cotton or of jute fibres; other than those of heading 5701-5704	66.275	521.430	406.051	3.523.017
57050099	Carpet and other textile floor coverings, whether or not made up, other than those of heading 5701-5704; other than of cotton or of jute fibres; n.e.c in heading 5705	86.529	352.580	689.572	1.831.129

Tabel 3 : Ekspor Indonesia menurut Komoditi (Kode HS 8 digit)

		Agustus 2022			
Kode H S	Uraian golongan barang	Berat bersih (Kg)		Nilai F.O.B. (U S \$)	
		Bulan ini	Kumulatif	Bulan ini	Kumulatif
(1)	(2)	(3)	(4)	(5)	(6)
58012290	Woven pile fabrics, other than fabrics of heading 5802 or 5806; cut corduroy; other than coated, covered or laminated; of cotton	102	1.533	6.381	463.424
58012710	Warp pile fabrics, other than fabrics of heading 5802 or 5806; coated, covered or laminated; of cotton	-	11.574	-	68.375
58012790	Warp pile fabrics, other than fabrics of heading 5802 or 5806; other than coated, covered or laminated; of cotton	-	61	-	904
58013610	Chenille fabrics, other than fabrics of heading 5802 or 5806; of man-made fibres; coated, covered or laminated	-	18.480	-	95.066
58013690	Chenille fabrics, other than fabrics of heading 5802 or 5806; of man-made fibres; other than coated, covered or laminated	-	22	-	195
58013711	Warp pile fabrics; coated, covered or laminated; with cut pile	7.008	66.039	117.129	1.113.209
58019091	Woven pile fabrics and chenille fabrics, other than fabrics of heading 5802 or 5806; other than of silk; coated, covered or laminated	-	2.260	-	505
58019099	Woven pile fabrics and chenille fabrics, other than fabrics of heading 5802 or 5806; other than of silk; other than coated, covered or laminated	245	4.793	71	18.929
58021090	Terry towelling and similar woven terry fabrics, of cotton; bleached	-	73	-	1.552
58022090	Terry towelling and similar woven terry fabrics, of other textile materials; other than of wool or fine animal hair	-	1	-	7
58023020	Tufted textile fabrics, other than products of heading 5703; woven, of cotton or of man-made fibres	-	676	-	2.239
58023030	Tufted textile fabrics, other than products of heading 5703; woven, of other materials	-	21	-	242
58023090	Tufted textile fabrics, other than heading 5703, other than of impregnated, coated or covered, of woven, of cotton or of man-made fibres or of other materials	-	1.566	-	40.057
58030010	Gauze, other than narrow fabrics of heading 5806; made of cotton	6	779	104	4.896
58030090	Gauze, other than narrow fabrics of heading 5806; other than of cotton, of man made fibres or of wool or fine animal hair	21.142	301.709	72.861	1.046.684
58041019	Tulles and other net fabrics, other than fabrics of headings 6002 to 6006; of silk; other than impregnated, coated, covered or laminated	-	5.206	-	41.270
58041021	Tulles and other net fabrics, other than fabrics of headings 6002 to 6006; of cotton; impregnated, coated, covered or laminated	-	1.135	-	6.429
58041029	Tulles and other net fabrics, other than fabrics of headings 6002 to 6006; of cotton; other than impregnated, coated, covered or laminated	-	759	-	9.813
58041091	Tulles and other net fabrics, other than fabrics of headings 6002 to 6006; other than of silk or of cotton; impregnated, coated, covered or laminated	-	733	-	7.691
58041099	Tulles and other net fabrics, other than fabrics of headings 6002 to 6006; other than of silk or of cotton; other than impregnated, coated, covered or laminated	11.539	59.638	85.783	536.598
58042110	Mechanically made lace; of man-made fibres; impregnated, coated, covered or laminated	-	351	-	13.918
58042190	Mechanically made lace; of man-made fibres; other than impregnated, coated, covered or laminated	37.244	252.329	335.265	2.495.952
58042910	Mechanically made lace; of other textile materials; impregnated, coated, covered or laminated	-	3.087	-	42.906
58042990	Mechanically made lace; of other textile materials; other than impregnated, coated, covered or laminated	43	2.101	141	34.099
58043000	Hand-made lace	439	5.413	5.462	68.210

Tabel 3 : Ekspor Indonesia menurut Komoditi (Kode HS 8 digit)

		Agustus 2022			
Kode H S	Uraian golongan barang	Berat bersih (Kg)		Nilai F.O.B. (U S \$)	
		Bulan ini	Kumulatif	Bulan ini	Kumulatif
(1)	(2)	(3)	(4)	(5)	(6)
58050010	Hand-woven tapestries of the type Gobelins, Flanders, Aubusson, Beauvais and the like, and needle-worked tapestries (for example, petit point, cross stitch), whether or not made up; of cotton	-	25	-	770
58050090	Hand-woven tapestries of the type Gobelins, Flanders, Aubusson, Beauvais and the like, and needle-worked tapestries (for example, petit point, cross stitch), whether or not made up; oth than of cotton	69	264	896	5.060
58061020	Woven pile fabrics (including terry towelling and similar terry fabrics) and chenille fabrics other than goods of heading 5807; of cotton	-	105	-	279
58061090	Woven pile fabrics (including terry towelling and similar terry fabrics) and chenille fabrics other than goods of heading 5807; other than of silk or of cotton	96	19.135	2.960	126.282
58062010	Tape of a kind used to wrap the grips or handles of sports equipment; containing by weight 5 % or more of elastomeric yarn or rubber thread	36.595	297.656	1.251.935	10.658.207
58062090	Narrow woven fabrics, oth thn goods of heading 5807; containing by weight 5 % or more of elastomeric yarn or rubber thread; oth than tape of a kind use to wrap the grips or handles of sports equipment	31.930	349.087	657.541	6.266.020
58063110	Narrow woven fabrics suitable for the manufacture of inked ribbons for typewriters or similar machines; other woven fabrics; of cotton	2	7	4	9
58063120	Backing of a kind used for electrical insulating paper; other woven fabrics; of cotton	-	2	-	1
58063130	Ribbons of a kind used for making slide fasteners and of a width not exceeding 12 mm; other woven fabrics; of cotton	-	20	-	34
58063190	Other woven fabrics of cotton; other than those of HS 58063110 - 58063130	1.688	3.564	5.003	10.895
58063210	Narrow woven fabrics suitable for the manufacture of inked ribbons for typewriters or similar machines; safety seat belt fabrics; other woven fabrics; of man-made fibres	-	74	-	3.326
58063250	Ribbons of a kind used for making slide fasteners and of a width not exceeding 12 mm; other woven fabrics; of man-made fibres	-	4	-	113
58063290	Other woven fabrics of man-made fabrics; other than those of HS 58063210 or 58063240 or 58063250	28.301	198.747	178.850	1.409.969
58063910	Other woven fabrics; of other textile materials; of silk	1	36	1	503
58063991	Backing of a kind used for electrical insulating paper; other than of silk; of other textile materials	-	4	-	32
58063992	Narrow woven fabrics suitable for the manufacture of inked ribbons for typewriters or similar machines; other than of silk; of other than materials	34	35	158	326
58063993	Ribbons of a kind used for making slide fasteners and of a width not exceeding 12 mm; other than of silk; of other textile materials	1	46	81	400
58063999	Other woven fabrics of other textile materials; other than silk; other than those of HS 58063991 - 58063993	79	186.460	3.326	976.899
58064000	Fabrics consisting of warp without weft assembled by means of an adhesive (bolducs)	-	7.872	-	10.304
58071000	Labels, badges and similar articles of textile materials, in the piece, in strips or cut to shape or size, not embroidered; woven	161	6.363	11.815	711.607
58079010	Labels, badges and similar articles of textile materials, in the piece, in strips or cut to shape or size, not embroidered; of nonwoven fabrics	40	429	1.389	20.012
58079090	Labels, badges and similar articles of textile materials, in the piece, in strips or cut to shape or size, not embroidered; other than woven or of nonwoven fabrics	1.449	14.793	51.036	549.691
58081010	Braids in the piece; combined with rubber thread	3	49	21	509
58081090	Braids in the piece; other than combined with rubber thread	6	451	1.413	7.420

Tabel 3 : Ekspor Indonesia menurut Komoditi (Kode HS 8 digit)

		Agustus 2022			
Kode H S	Uraian golongan barang	Berat bersih (Kg)		Nilai F.O.B. (U S \$)	
		Bulan ini	Kumulatif	Bulan ini	Kumulatif
(1)	(2)	(3)	(4)	(5)	(6)
58089010	Ornamental trimmings in the piece, without embroidery, other than knitted or crocheted; tassels, pompons and similar articles; combined with rubber thread	-	68	-	2.387
58089090	Ornamental trimmings in the piece, without embroidery, other than knitted or crocheted; tassels, pompons and similar articles; other than combined with rubber thread	1.710	12.842	26.198	122.974
58090000	Woven fabrics of metal thread and woven fabrics of metallised yarn of heading 5605, of a kind used in apparel, as furnishing fabrics or for similar purposes, not elsewhere specified or included	-	433	-	6.277
58101000	Embroidery without visible ground, in the piece, in strips or in motifs	2.325	9.355	105.198	597.696
58109100	Embroidery with visible ground; of cotton; in the piece, in strips or in motifs	1.997	11.754	38.904	185.297
58109200	Embroidery with visible ground; of man-made fibres; in the piece, in strips or in motifs	333	22.453	19.708	501.316
58109900	Embroidery with visible ground; of other textile materials; in the piece, in strips or in motifs	13.783	67.637	131.814	600.016
58110090	Quilted textile products in the piece, composed of one or more layers of textile materials assembled with padding by stitching/otherwise; oth than embroidery of heading 5810; n.e.c. in heading 5811	1	11.725	2	54.798
59011000	Textile fabrics coated with gum or amylaceous substances, of a kind used for the outer covers of books or the like	16.145	76.547	66.365	327.115
59019010	Textile fabrics coated with gum or amylaceous substances; tracing cloth	-	2	-	2
59019020	Textile fabrics coated with gum or amylaceous substances; prepared painting canvas	954	12.021	50.412	92.272
59019090	Textile fabrics coated with gum or amylaceous substances; buckram and similar stiffened textile fabrics of a kind used for hat foundations	447	8.421	4.722	111.951
59021011	Tyre cord fabric of high tenacity yarn; of nylon or other polyamides; of chafer fabric, rubberised; of nylon-6 yarn	-	440	-	7.791
59021019	Tyre cord fabric of high tenacity yarn; of nylon or other polyamides; of chafer fabric, rubberised; other than of nylon-6 yarn	-	30.845	-	452.088
59021091	Tyre cord fabric of high tenacity yarn; of nylon or other polyamides; other than chafer fabric, rubberised; of nylon-6 yarn	754.767	6.674.666	5.321.717	46.243.316
59021099	Tyre cord fabric of high tenacity yarn; of nylon or other polyamides; other than chafer fabric, rubberised; other than nylon-6 yarn	-	15.380	-	83.206
59022020	Tyre cord fabric of high tenacity yarn; of polyester; of chafer fabric, rubberised	5.233	24.272	54.274	323.303
59022099	Tyre cord fabric of high tenacity yarn of polyester; other than of chafer fabric, rubberised or containing cotton	1.066.281	8.783.989	3.528.689	28.572.992
59029000	Tyre cord fabric of high tenacity yarn; other than of nylon or other polyamides; other than of polyester	-	3	-	46
59031010	Textile fabrics impregnated, coated, covered or laminated with poly (vinyl chloride), other than those of heading 5902; with polyurethane; interlining	44.638	334.462	226.517	1.569.244
59031090	Textile fabrics impregnated, coated, covered or laminated with poly (vinyl chloride), other than those of heading 5902; with polyurethane; other than interlining	81.082	486.899	511.870	3.202.519
59032000	Textile fabrics impregnated, coated, covered or laminated with plastics, other than those of heading 5902; with polyurethane	218.666	1.906.104	2.335.565	19.248.954
59039010	Canvas-type fabrics impregnated, coated, covered or laminated with nylon or other polyamides	9	684	632	9.345
59039090	Textile fabrics impregnated, coated, covered or laminated with plastics, other than those of heading 5902; n.e.c. in heading 5903	47.279	197.067	325.013	1.340.402

Tabel 3 : Ekspor Indonesia menurut Komoditi (Kode HS 8 digit)

		Agustus 2022			
Kode H S	Uraian golongan barang	Berat bersih (Kg)		Nilai F.O.B. (U S \$)	
		Bulan ini	Kumulatif	Bulan ini	Kumulatif
(1)	(2)	(3)	(4)	(5)	(6)
59050010	Textile wall coverings of wool or fine or coarse animal hair	-	173	-	6.650
59050090	Textile wall coverings; other than of wool or fine or coarse animal hair	138	4.201	5.901	162.843
59061000	Adhesive tape of a width not exceeding 20 cm	237.307	2.132.632	911.516	7.705.160
59069100	Rubberised textile fabrics, other than those of heading 5902; knitted or crocheted; other than adhesive tape of a width not exceeding 20 cm	116	1.043	4.241	19.236
59069990	Rubberised textile fabrics, other than those of heading 5902; n.e.c. in heading 5906	134.317	954.025	503.469	3.361.772
59070030	Fabrics impregnated, coated or covered with fire resistant substances	-	169	-	4.493
59070040	Fabrics impregnated, coated or covered with flock velvet, the entire surface of which is covered with textile flock	-	19.214	-	67.555
59070090	Textile fabrics otherwise impregnated, coated or covered; painted canvas being theatrical scenery, studio back-cloths or the like; n.e.c. in heading 5907	18	56	129	6.084
59080010	Wicks; incandescent gas mantles	364	1.673	431	3.360
59080090	Textile woven, plaited or knitted, for lamps, stoves, lighters, candles or the like; tubular knitted gas mantle fabric therefor, whether or not impregnated	179	109.993	110	432.870
59090010	Textile hosepiping and similar textile tubing, with or without lining, armour or accessories of other materials; fire hoses	-	35	-	656
59090090	Textile hosepiping and similar textile tubing, with or without lining, armour or accessories of other materials; other than fire hoses	-	10	-	35
59100000	Transmission or conveyor belts or belting, of textile material, whether or not impregnated, coated, covered or laminated with plastics, or reinforced with metal or other material	29	2.333	900	114.903
59111000	Textile fabrics, felt & felt-lined woven fabrics, coat/cover w/ rubber, leather/oth, used for card clothing & technic purpose	475	10.541	6.198	83.977
59112000	Bolting cloth, whether or not made up	5.482	37.976	304.009	2.023.950
59113200	Textile fabrics and felts, endless or fitted with linking devices, used in paper-making or similar machines, weighing 650 g/m2 or more	-	792	-	35.461
59114000	Filtering or straining cloth of a kind used in oil presses or the like, including that of human hair	5	129	143	2.290
59119010	Textile products and articles, for technical uses, specified in Note 8 to this Chapter; gaskets and seals	752	4.809	9.234	111.849
59119090	Textile products and articles, for technical uses, specified in Note 8 to this Chapter; other than gaskets and seals	102.590	944.491	716.105	6.757.425
60011000	"Long pile" fabrics, knitted or crocheted	68.629	1.283.664	632.331	11.710.121
60012100	Looped pile fabrics; of cotton; knitted or crocheted	30.837	206.425	332.574	2.249.384
60012200	Looped pile fabrics; of man made fibres; knitted or crocheted	15.637	306.930	152.489	3.502.078
60012900	Looped pile fabrics; of other textile materials; knitted or crocheted	1	7.478	1	28.955
60019100	Pile fabrics, other than long pile fabrics and looped pile fabric; of cotton; knitted or crocheted	136	3.618	743	42.670
60019220	Pile fabrics of 100 % polyester staple fibres, of a width not less than 635 mm but not more than 762 mm, suitable for use in the manufacture of paint rollers; of man-made fibres	-	682	-	3.663
60019290	Pile fabrics, other than long pile fabrics & looped pile; of man-made fibre; other than pile fabrics of 100 % polyester staple fibres, of a width ≥ 635 mm but ≤ 762 mm & contain elastomeric yarn/rubber thread	20.863	142.997	101.441	644.093
60019900	Pile fabrics, other than "long pile" fabrics or looped pile fabric, knitted or crocheted; of other textile materials	10	355	370	14.275
60024000	Knitted or crocheted fabrics; containing by weight 5 % or more of elastomeric yarn or rubber thread, other than those of heading 6001	-	1.210	-	1.658

Tabel 3 : Ekspor Indonesia menurut Komoditi (Kode HS 8 digit)

		Agustus 2022			
Kode H S	Uraian golongan barang	Berat bersih (Kg)		Nilai F.O.B. (U S \$)	
		Bulan ini	Kumulatif	Bulan ini	Kumulatif
(1)	(2)	(3)	(4)	(5)	(6)
60029000	Knitted or crocheted fabrics of a width not exceeding 30 cm, of elastomeric yarn or rubber thread, other than those of heading 6001	15.234	85.253	151.765	713.505
60032000	Knitted or crocheted fabrics of a width not exceeding 30 cm, other than those of heading 6001 or 6002; of cotton	136	785	195	3.672
60033000	Knitted or crocheted fabrics of a width not exceeding 30 cm, other than those of heading 6001 or 6002; of synthetic fibres	-	1.592	-	28.140
60039000	Knitted or crocheted fabrics of a width not exceeding 30 cm, other than those of heading 6001 or 6002; n.e.c. in heading 6003	28	869	783	12.128
60041010	Knitted or crocheted fabrics of a width exceeding 30 cm, containing by weight 5 % or more but not more than 20 % of elastomeric yarn but not containing rubber thread, other than those of heading 6001	115.933	700.446	893.370	4.967.595
60041090	Knitted or crocheted fabrics of a width exceeding 30 cm, containing by weight more than 20 % of elastomeric yarn but not containing rubber thread; other than those of heading 6001	172.835	2.308.836	1.774.797	17.225.406
60049000	Knitted or crocheted fabrics of a width exceeding 30 cm, containing by weight 5 % or more of elastomeric yarn containing rubber thread, other than those of heading 6001	45.563	597.452	509.963	7.334.630
60052100	Warp knit fabrics (including those made on galloon knitting machines), other than those of headings 6001 to 6004; of cotton; unbleached or bleached	-	178	-	4.291
60052200	Warp knit fabrics (including those made on galloon knitting machines), other than those of headings 6001 to 6004; of cotton; dyed	11.177	88.372	172.446	1.432.777
60052300	Warp knit fabrics (including those made on galloon knitting machines), other than those of headings 6001 to 6004; of cotton; of yarn of different colours	-	3	-	9
60052400	Warp knit fabrics (including those made on galloon knitting machines), other than those of headings 6001 to 6004; of cotton; printed	-	0	-	9
60053500	Warp knit fabrics (including those made on galloon knitting machines), other than those of headings 6001 to 6004; of synthetic fibres; fabrics specified in Subheading Note 1 to this Chapter	-	0	-	10
60053610	Knitted swimwear fabrics of polyester and polybutylene terephthalate in which polyester predominates by weight; unbleached or bleached; other than those of heading 6001 to 6004	0	353	10	4.561
60053690	Warp knit fabrics (incl those made on galloon knitting machines), other than those of headings 6001 to 6004; of synthetic fibres; unbleached or bleached; other than those of HS 60053610	1.771	167.395	7.116	441.941
60053710	Knitted swimwear fabrics of polyester and polybutylene terephthalate in which polyester predominates by weight; dyed; other than those of heading 6001 to 6004	1	66	10	422
60053790	Warp knit fabrics (incl those made on galloon knitting machines), other than those of headings 6001 to 6004; of synthetic fibres; dyed; other than those of HS 60053710	12.724	208.477	239.181	2.722.993
60053890	Warp knit fabrics (incl those made on galloon knitting machines), other than those of headings 6001 to 6004; of synthetic fibres; of yarns of different colours; other than those of HS 60053810	38.300	290.987	113.024	857.351
60053910	Knitted swimwear fabrics of polyester and polybutylene terephthalate in which polyester predominates by weight; printed	10	17	383	734
60053990	Warp knit fabrics (incl those made on galloon knitting machines), other than those of headings 6001 to 6004; of synthetic fibres; printed; other than those of HS 60053910	4	50	208	493

Tabel 3 : Ekspor Indonesia menurut Komoditi (Kode HS 8 digit)

		Agustus 2022			
Kode H S	Uraian golongan barang	Berat bersih (Kg)		Nilai F.O.B. (U S \$)	
		Bulan ini	Kumulatif	Bulan ini	Kumulatif
(1)	(2)	(3)	(4)	(5)	(6)
60054300	Warp knit fabrics (including those made on galloon knitting machines), other than those of headings 6001 to 6004; of artificial fibres; of yarn of different colours	-	1	-	5
60059010	Warp knit fabrics (including those made on galloon knitting machines), oth than in headings 6001-6004; oth than of cotton or of synthetic fibres or of artificial fibres; of wool or fine animal hair	-	10	-	4
60059090	Warp knit fabrics (incl those made on galloon knitting machines), oth than in headings 6001-6004; oth than of cotton or of synthetic fibres or of artificial fibres; oth than of wool/ fine animal hair	22.237	229.477	156.899	1.623.529
60061000	Fabrics; knitted or crocheted fabrics, other than those of headings 6001 to 6005; of wool or fine animal hair	14	541	1.585	13.524
60062100	Fabrics; knitted or crocheted fabrics, other than those of headings 6001 to 6005; of cotton; unbleached or bleached	22.365	174.932	208.613	1.131.709
60062200	Fabrics; knitted or crocheted fabrics, other than those of headings 6001 to 6005; of cotton; dyed	333.490	1.916.414	2.584.016	11.902.556
60062300	Fabrics; knitted or crocheted fabrics, other than those of headings 6001 to 6005; of cotton; of yarn of different colours	7.859	33.177	84.725	392.652
60062400	Fabrics; knitted or crocheted fabrics, other than those of headings 6001 to 6005; of cotton; printed	6.235	73.374	75.486	771.783
60063110	Knitted or crocheted fabrics, other than those of headings 6001 to 6005 ; of synthetic fibres; nylon fibre mesh of a kind used as backing material for mosaic tiles; unbleached or bleached	-	72	-	20
60063120	Knitted or crocheted fabrics, other than those of headings 6001 to 6005; of synthetic fibres; elastic (combined with rubber threads); unbleached or bleached	13	1.715	11	16.227
60063190	Knitted or crocheted fabrics, other than of headings 6001 to 6005; of synthetic fibres; unbleached or bleached; other than those of HS 60063110 or 60063120	182.726	1.390.696	978.117	6.938.738
60063210	Knitted or crocheted fabrics, other than those of headings 6001 to 6005; of synthetic fibres; nylon fibre mesh of a kind used as backing material for mosaic tiles; dyed	-	5.388	-	31.640
60063290	Knitted or crocheted fabrics, other than of headings 6001 to 6005; of synthetic fibres; dyed; other than those of HS 60063210 or 60063220	163.784	919.269	1.386.612	7.094.700
60063310	Knitted or crocheted fabrics, other than those of headings 6001 to 6005; of synthetic fibres; elastic (combined with rubber threads); of yarn of different colours	-	4.122	-	25.050
60063390	Knitted or crocheted fabrics, other than of headings 6001 to 6005; of synthetic fibres; of yarns of different colours; other than those of HS 60063310	843.281	1.675.014	726.174	5.007.931
60063490	Knitted or crocheted fabrics, other than of headings 6001 to 6005; of synthetic fibres; printed; other than those of HS 60063410	3.089	7.477	52.487	116.484
60064110	Knitted or crocheted fabrics, other than those of headings 6001 to 6005; of artificial fibres; elastic (combined with rubber threads); unbleached or bleached	-	10.620	-	6.372
60064190	Knitted or crocheted fabrics, other than those of headings 6001 to 6005; of artificial fibres; other than elastic (combined with rubber threads); unbleached or bleached	-	37	-	46
60064290	Knitted or crocheted fabrics, other than those of headings 6001 to 6005; of artificial fibres; other than elastic (combined with rubber threads); dyed	575	4.604	6.211	39.522
60064410	Knitted or crocheted fabrics, other than those of headings 6001 to 6005; of artificial fibres; elastic (combined with rubber threads); printed	-	1	-	1
60064490	Knitted or crocheted fabrics, other than those of headings 6001 to 6005; of artificial fibres; other than elastic (combined with rubber threads); printed	-	3	-	4

Tabel 3 : Ekspor Indonesia menurut Komoditi (Kode HS 8 digit)

		Agustus 2022			
Kode H S	Uraian golongan barang	Berat bersih (Kg)		Nilai F.O.B. (U S \$)	
		Bulan ini	Kumulatif	Bulan ini	Kumulatif
(1)	(2)	(3)	(4)	(5)	(6)
60069000	Knitted or crocheted fabrics, other than those of headings 6001 to 6005; other than of wool or animal hair or of cotton or of synthetic fibres or of artificial fibres	43.052	779.907	192.140	3.128.864
61012000	Men's or boys' overcoats, car-coats, capes, cloaks, anoraks (including ski-jackets), wind-cheaters, wind-jackets and similar articles, knitted or crocheted, other than those of heading 6103; of cotton	204.976	2.608.180	4.197.755	37.281.799
61013000	Men's or boys' overcoats, car-coats, capes, cloaks, anoraks (incl ski-jackets), wind-cheaters, wind-jackets and similar articles, knitted /crocheted, oth than those of heading 6103; of man-made fibres	120.981	932.453	2.219.079	18.923.057
61019000	Men's or boys' overcoats, car-coats, capes, cloaks, anoraks(incl ski-jackets), wind-cheaters, wind-jackets&similar articles, knitted/crocheted,oth than those of heading 6103;of other textile materials	315.845	1.265.668	9.122.637	29.091.954
61021000	Women's or girls' overcoats, car-coats, capes, cloaks, anoraks(incl ski-jackets), wind-cheaters, wind-jackets&similar articles,knitted/crocheted,oth than those of heading 6104;of wool/fine animal hair	4	1.626	10	6.698
61022000	Women's or girls' overcoats, car-coats, capes, cloaks, anoraks (incl ski-jackets), wind-cheaters, wind-jackets and similar articles, knitted or crocheted, oth than those of heading 6104; of cotton	417.065	3.398.746	7.108.102	58.826.652
61023000	Women's or girls' overcoats, car-coats, capes, cloaks, anoraks(incl ski-jackets), wind-cheaters, wind-jackets & similar articles, knitted/crocheted,oth than those of heading 6104; of man-made fibres	293.663	1.312.791	5.942.277	29.368.548
61029000	Women's or girls' overcoats, car-coats, capes, cloaks, anoraks(incl ski-jackets), wind-cheaters, wind-jackets&similar articles,knitted/crocheted,oth than those of heading 6104;of oth textile materials	86.569	475.679	1.736.646	10.245.493
61031000	Men's or boys' suits, knitted or crocheted	135.734	896.384	2.405.350	17.275.677
61032200	Men's or boys' ensembles, knitted or crocheted; of cotton	75.452	227.285	1.579.799	5.774.172
61032300	Men's or boys' ensembles, knitted or crocheted; of synthetic fibres	3.428	115.743	76.149	1.873.028
61032900	Men's or boys' ensembles, knitted or crocheted; of other textile materials	28.741	199.657	800.959	6.426.172
61033100	Men's or boys' jackets and blazers, knitted or crocheted; of wool or fine animal hair	11	20	4.829	4.911
61033200	Men's or boys' jackets and blazers, knitted or crocheted; of cotton	54.666	556.604	1.027.604	9.741.308
61033300	Men's or boys' jackets and blazers, knitted or crocheted; of cotton	86.241	217.166	2.133.717	5.281.961
61033910	Men's or boys' jackets and blazers, knitted or crocheted; of other textile materials; ramie, linen or silk	-	3	-	799
61033990	Men's or boys' jackets and blazers, knitted or crocheted; of other textile materials; other than of ramie, linen or silk	54.700	537.784	1.295.061	14.166.944
61034100	Men's or boys' trousers, bib and brace overalls, breeches and shorts (other than swimwear), knitted or crocheted; of wool or fine animal hair	24	24	3.918	3.918
61034200	Men's or boys' trousers, bib and brace overalls, breeches and shorts (other than swimwear), knitted or crocheted; of cotton	754.012	8.125.916	12.893.565	136.355.431
61034300	Men's or boys' trousers, bib and brace overalls, breeches and shorts (other than swimwear), knitted or crocheted; of synthetic fibres	340.436	2.547.861	10.151.904	64.813.950
61034900	Men's or boys' trousers, bib and brace overalls, breeches and shorts (other than swimwear), knitted or crocheted; of other textile materials	184.596	1.693.617	4.435.339	36.883.407
61041300	Women's or girls' suits, knitted or crocheted; of synthetic fibres	210	84.186	9.464	1.655.599

Tabel 3 : Ekspor Indonesia menurut Komoditi (Kode HS 8 digit)

Agustus 2022

Kode H S	Uraian golongan barang	Berat bersih (Kg)		Nilai F.O.B. (U S \$)	
		Bulan ini	Kumulatif	Bulan ini	Kumulatif
(1)	(2)	(3)	(4)	(5)	(6)
61041920	Women's or girls' suits, knitted or crocheted; of other textile materials; of cotton	9.263	43.403	196.788	950.394
61041990	Women's or girls' suits, knitted or crocheted; of other textile materials; other than of cotton	29.125	375.290	436.303	4.173.655
61042200	Women's or girls' ensembles, knitted or crocheted; of cotton	562	73.136	10.735	1.193.737
61042300	Women's or girls' ensembles, knitted or crocheted; of synthetic fibres	8.069	47.327	125.095	881.536
61042900	Women's or girls' ensembles, knitted or crocheted; of other textile materials	24.627	150.715	362.751	2.141.707
61043100	Women's or girls' jackets and blazers, knitted or crocheted; of wool or fine animal hair	54	101	10.973	62.217
61043200	Women's or girls' jackets and blazers, knitted or crocheted; of cotton	17.575	420.573	613.668	12.270.789
61043300	Women's or girls' jackets and blazers, knitted or crocheted; of synthetic fibres	39.406	268.857	1.358.089	7.877.449
61043900	Women's or girls' jackets and blazers, knitted or crocheted; of other textile materials	9.482	41.763	159.297	835.002
61044100	Women's or girls' dresses, knitted or crocheted; of wool or fine animal hair	1	10.841	2	513.577
61044200	Women's or girls' dresses, knitted or crocheted; of cotton	238.725	3.051.985	4.139.603	62.849.295
61044300	Women's or girls' dresses, knitted or crocheted; of synthetic fibres	266.026	1.856.265	4.355.289	39.816.616
61044400	Women's or girls' dresses, knitted or crocheted; of artificial fibres	13.108	514.829	166.755	9.088.180
61044900	Women's or girls' dresses, knitted or crocheted; of other textile materials	337.270	3.385.530	1.713.936	24.549.259
61045100	Women's or girls' skirts and divided skirts, knitted or crocheted; of wool or fine animal hair	-	12	-	18.773
61045200	Women's or girls' skirts and divided skirts, knitted or crocheted; of cotton	4.432	212.599	133.291	5.064.790
61045300	Women's or girls' skirts and divided skirts, knitted or crocheted; of synthetic fibres	24.904	220.077	657.387	5.602.696
61045900	Women's or girls' skirts and divided skirts, knitted or crocheted; of other textile materials	24.229	83.214	272.389	1.186.658
61046100	Women's or girls' trousers, bib and brace overalls, breeches and shorts (other than swimwear), knitted or crocheted; of wool or fine animal hair	13	43	2.834	6.927
61046200	Women's or girls' trousers, bib and brace overalls, breeches and shorts (other than swimwear), knitted or crocheted; of cotton	1.717.282	16.893.323	33.800.922	329.155.036
61046300	Women's or girls' trousers, bib and brace overalls, breeches and shorts (other than swimwear), knitted or crocheted; of synthetic fibres	814.122	5.623.137	18.766.147	125.297.833
61046900	Women's or girls' trousers, bib and brace overalls, breeches and shorts (other than swimwear), knitted or crocheted; of other textile materials	433.736	1.727.198	8.696.617	38.925.337
61051000	Men's or boys' shirts, knitted or crocheted; of cotton	295.091	2.279.246	7.230.018	52.650.040
61052010	Men's or boys' shirts, knitted or crocheted; of man-made fibres; of synthetic fibres	230.152	1.922.599	5.876.389	38.997.527
61052020	Men's or boys' shirts, knitted or crocheted; of man-made fibres; of artificial fibres	155.869	799.618	4.526.253	21.239.026
61059000	Men's or boys' shirts, knitted or crocheted; of other textile materials	30.941	386.803	216.005	3.332.600
61061000	Women's or girls' blouses, shirts and shirt-blouses, knitted or crocheted; of cotton	383.661	3.966.560	9.677.893	73.344.980
61062000	Women's or girls' blouses, shirts and shirt-blouses, knitted or crocheted; of man-made fibres	142.001	781.805	3.477.317	19.339.655
61069000	Women's or girls' blouses, shirts and shirt-blouses, knitted or crocheted; of other textile materials	56.954	428.526	1.376.026	10.838.941
61071100	Men's or boys' underpants and briefs, knitted or crocheted; of cotton	49.635	391.212	1.005.619	7.551.052

Tabel 3 : Ekspor Indonesia menurut Komoditi (Kode HS 8 digit)

Agustus 2022

Kode H S	Uraian golongan barang	Berat bersih (Kg)		Nilai F.O.B. (U S \$)	
		Bulan ini	Kumulatif	Bulan ini	Kumulatif
(1)	(2)	(3)	(4)	(5)	(6)
61071200	Men's or boys' underpants and briefs, knitted or crocheted; of man-made fibres	97.652	535.176	2.522.471	12.223.980
61071900	Men's or boys' underpants and briefs, knitted or crocheted; of other textile materials	71.449	453.641	2.602.639	14.911.664
61072100	Men's or boys' nightshirts and pyjamas, knitted or crocheted; of cotton	4.463	28.543	80.752	566.105
61072200	Men's or boys' nightshirts and pyjamas, knitted or crocheted; of man-made fibres	15.485	18.910	337.982	428.614
61072900	Men's or boys' nightshirts and pyjamas, knitted or crocheted; of other textile materials	87	981	1.508	27.279
61079100	Men's or boys' bathrobes, dressing gowns and similar articles, knitted or crocheted; of cotton	146.213	763.649	913.014	4.990.003
61079900	Men's or boys' bathrobes, dressing gowns and similar articles, knitted or crocheted; of other textile materials	7.950	15.172	151.778	397.882
61081100	Women's or girls' slips and petticoats, knitted or crocheted; of man-made fibres	901	45.366	24.961	1.228.227
61081930	Women's or girls' slips and petticoats, knitted or crocheted; of other textile materials; of cotton	1.027	14.286	111.928	1.180.436
61081940	Women's or girls' slips and petticoats, knitted or crocheted; of other textile materials; of silk	-	120	-	12.197
61081990	Women's or girls' slips and petticoats, knitted or crocheted; of other textile materials; other than of wool or fine animal hair, of cotton and of silk	-	166.286	-	2.767.401
61082100	Women's or girls' briefs and panties, knitted or crocheted; of cotton	36.671	187.694	1.224.428	5.927.761
61082200	Women's or girls' briefs and panties, knitted or crocheted; of man-made fibres	201.654	1.129.731	8.811.088	58.012.026
61082900	Women's or girls' briefs and panties, knitted or crocheted; of other textile materials	41.587	529.763	1.215.962	9.828.551
61083100	Women's or girls' nightdresses and pyjamas, knitted or crocheted; of cotton	67.900	723.650	1.529.258	12.073.397
61083200	Women's or girls' nightdresses and pyjamas, knitted or crocheted; of man-made fibres	443.453	1.509.076	7.738.207	29.846.540
61083900	Women's or girls' nightdresses and pyjamas, knitted or crocheted; of other textile materials	2.231	13.975	24.394	391.509
61089100	Women's or girls' negligees, bathrobes, dressing gowns and similar articles, knitted or crocheted; of cotton	25.689	368.334	466.077	6.948.388
61089200	Women's or girls' negligees, bathrobes, dressing gowns and similar articles, knitted or crocheted; of man-made fibres	5.712	164.202	88.856	3.874.788
61089900	Women's or girls' negligees, bathrobes, dressing gowns and similar articles, knitted or crocheted; of other textile materials	1.686	64.773	41.990	1.686.782
61091010	T-shirts, singlets and other vests, knitted or crocheted; of cotton; for men or boys	879.148	8.574.830	7.459.136	79.208.848
61091020	T-shirts, singlets and other vests, knitted or crocheted; of cotton; for women or girls	398.896	3.974.138	9.070.326	80.824.064
61099010	T-shirts, singlets and other vests, knitted or crocheted; of other textile materials; for men or boys, of ramie, linen or silk	168.588	1.185.409	3.337.368	23.776.164
61099020	T-shirts, singlets and other vests, knitted or crocheted; of other textile materials; for men or boys, of other textile materials	632.026	3.989.472	19.094.725	105.946.575
61099030	T-shirts, singlets and other vests, knitted or crocheted; of other textile materials; for women or girls	755.898	4.506.542	13.528.119	84.878.503
61101100	Jerseys, pullovers, cardigans, waistcoats and similar articles, knitted or crocheted; of wool	5.256	16.676	168.094	542.762
61101200	Jerseys, pullovers, cardigans, waistcoats and similar articles, knitted or crocheted; of kashmir (cashmere) goats	-	715	-	30.273
61101900	Jerseys, pullovers, cardigans, waistcoats and similar articles, knitted or crocheted; other than of wool and of kashmir (cashmere) goats	25.579	170.112	368.670	3.321.397

Tabel 3 : Ekspor Indonesia menurut Komoditi (Kode HS 8 digit)

		Agustus 2022			
Kode H S	Uraian golongan barang	Berat bersih (Kg)		Nilai F.O.B. (U S \$)	
		Bulan ini	Kumulatif	Bulan ini	Kumulatif
(1)	(2)	(3)	(4)	(5)	(6)
61102000	Jerseys, pullovers, cardigans, waistcoats and similar articles, knitted or crocheted; of cotton	4.758.021	34.601.935	86.401.008	645.883.719
61103000	Jerseys, pullovers, cardigans, waistcoats and similar articles, knitted or crocheted; of man-made fibres	1.851.898	9.330.017	42.986.194	218.043.904
61109000	Jerseys, pullovers, cardigans, waistcoats and similar articles, knitted or crocheted; of other textile materials	389.499	2.787.064	8.788.367	51.334.453
61112000	Babies' garments and clothing accessories, knitted or crocheted; of cotton	376.810	5.152.378	9.928.049	129.458.791
61113000	Babies' garments and clothing accessories, knitted or crocheted; of synthetic fibres	202.043	1.062.963	4.467.934	24.827.669
61119010	Babies' garments and clothing accessories, knitted or crocheted; of other textile materials; of wool or fine animal hair	232	33.597	1.600	26.586
61119090	Babies' garments and clothing accessories, knitted or crocheted; of other textile materials; other than of wool or fine animal hair	58.766	403.582	1.135.685	7.423.370
61121100	Track suits, knitted or crocheted; of cotton	29.469	132.577	610.387	2.961.270
61121200	Track suits, knitted or crocheted; of synthetic	61.178	671.428	1.441.599	15.368.599
61121900	Track suits, knitted or crocheted; of other textile materials	323	13.845	13.691	378.186
61122000	Ski suits, knitted or crocheted	-	1	-	60
61123100	Men's or boys' swimwear, knitted or crocheted; of synthetic fibres	2.044	19.839	54.522	580.693
61123900	Men's or boys' swimwear, knitted or crocheted; of othertextile materials	42	9.717	1.132	211.985
61124110	Women's or girls' swimwear; mastectomy swimwear (post breast surgery swimwear); of synthetic fibres	240.738	1.293.739	6.469.767	41.941.656
61124190	Women's or girls' swimwear; other than mastectomy swimwear (post breast surgery swimwear); of synthetic fibres	48.223	1.812.558	1.579.365	57.563.234
61124910	Women's or girls' swimwear; mastectomy swimwear (post breast surgery swimwear); of other textile materials	4	36	137	5.698
61124990	Women's or girls' swimwear; other than mastectomy swimwear (post breast surgery swimwear); of other textile materials	372	84.371	12.006	4.768.501
61130010	Divers' suits (wetsuits), made up of knitted or crocheted fabrics of heading 5903, 5906 or 5907	-	7.740	-	75.859
61130040	Other protective work garments, made up of knitted or crocheted fabrics of heading 5903, 5906 or 5907	-	68	-	149
61130090	Garments, made up of knitted or crocheted fabrics of heading 5903, 5906 or 5907; other than divers' suits (wetsuits) or garments used for protection from fire or other protective work garments	15.521	106.485	394.718	2.439.391
61142000	Other garments, knitted or crocheted; of cotton	119.450	1.209.253	1.739.376	28.918.371
61143020	Garments used for protection from fire, knitted or crocheted; of man made fibres	14.583	179.608	444.945	5.297.917
61143090	Other garments, knitted or crocheted; of man-made fibres; other than used for protection from fire	193.846	1.029.144	4.369.824	26.586.946
61149010	Other garments, knitted or crocheted; of wool or fine animal hair	-	162	-	6.182
61149090	Other garments, knitted or crocheted; of other textile materials (other than of wool or fine animal hair)	57.660	570.744	274.917	14.615.925
61151090	Graduated compression hosiery, knitted or crocheted; other than stockings for varicose veins, of synthetic fibres	122	896	1.874	27.247
61152100	Panty hose and tights, knitted or crocheted of synthetic fibres, measuring per single yarn less than 67 decitex; other than graduated compression hosiery	348	2.364	21.163	118.845
61152200	Panty hose and tights, knitted or crocheted; of synthetic fibres, measuring per single yarn 67 decitex or more; other than graduated compression hosiery	18.811	54.865	566.332	1.570.783
61152910	Other panty hose and tights, knitted or crocheted; of cotton	29.308	86.942	440.122	1.269.576
61152990	Other panty hose and tights, knitted or crocheted; of other textile materials (other than of cotton)	671	9.863	17.794	470.989

Tabel 3 : Ekspor Indonesia menurut Komoditi (Kode HS 8 digit)

Agustus 2022

Kode H S	Uraian golongan barang	Berat bersih (Kg)		Nilai F.O.B. (U S \$)	
		Bulan ini	Kumulatif	Bulan ini	Kumulatif
		(1)	(2)	(3)	(4)
61153090	Women's full-length or knee-length hosiery, measuring per single yarn less than 67 decitex, knitted or crocheted, other than of cotton; other than graduated compression hosiery	121	1.834	128	2.892
61159400	Footwear without applied soles, knitted or crocheted; of wool or fine animal hair	-	33	-	183
61159500	Footwear without applied soles, knitted or crocheted; of cotton	493.344	5.584.763	6.509.288	72.128.837
61159600	Footwear without applied soles, knitted or crocheted; of synthetic fibres	30.098	220.929	485.942	3.347.932
61159900	Footwear without applied soles, knitted or crocheted; of other textile materials (other than of wool or fine animal hair, cotton and synthetic fibres)	61.239	498.437	924.989	8.486.045
61161010	Drivers' gloves, knitted or crocheted; impregnated, coated, covered or laminated with plastics or rubber	8.930	167.678	411.020	3.265.584
61161090	Gloves, mittens and mitts, knitted or crocheted; impregnated, coated, covered or laminated with plastics or rubber; other than drivers' gloves	71.584	406.764	1.967.367	12.704.400
61169100	Gloves, mittens and mitts, knitted or crocheted; other than impregnated, coated, covered or laminated with plastics or rubber; of wool or fine animal hair	2.446	8.435	86.095	257.983
61169200	Gloves, mittens and mitts, knitted or crocheted; other than impregnated, coated, covered or laminated with plastics or rubber; of cotton	31.315	230.275	117.387	838.949
61169300	Gloves, mittens and mitts, knitted or crocheted; other than impregnated, coated, covered or laminated with plastics or rubber; of synthetic fibres	348.872	2.317.490	6.329.156	56.929.026
61169900	Gloves, mittens & mitts, knitted/crocheted; oth than impregnated, coated, covered/laminated with plastics/rubber; of oth textile materials (oth than of wool/fine animal hair, cotton&synthetic fibres)	258.912	2.981.226	896.135	7.448.412
61171010	Shawls, scarves, mufflers, mantillas, veils and the like, knitted or crocheted; of cotton	1.111	3.220	3.072	29.711
61171090	Shawls, scarves, mufflers, mantillas, veils and the like, knitted or crocheted; of other than cotton	5.882	115.442	167.271	1.200.142
61178011	Ties, bow ties and cravats, knitted or crocheted; of wool or fine animal hair	1	1	15	15
61178019	Ties, bow ties and cravats, knitted or crocheted; of other than wool or fine animal hair	1.332	5.523	50.927	446.726
61178020	Wrist bands, knee bands or ankle bands, knitted or crocheted	33	233	3.632	14.761
61178090	Other made up clothing accessories, knitted or crocheted; other than shawls, scarves, mufflers, mantillas, veils and the like, ties, bow ties and cravats, wrist bands, knee bands or ankle bands	17.808	158.359	316.136	2.855.903
61179000	Knitted or crocheted parts of garments or of clothing accessories	2.594	7.831	26.793	87.848
62012010	Men's or boys' overcoats, raincoats, car-coats, cloaks, capes, ponchos, three-quarter coats, greatcoats, hooded capes & similar articles, other than those of heading 6203; of wool or fine animal hair	24.801	122.881	1.193.673	8.314.508
62012090	Men's or boys' anoraks (including ski-jackets), wind-cheaters, wind-jackets and similar articles, other than those of heading 6203; of wool or fine animal hair	111.158	317.408	3.133.657	9.865.487
62013010	Men's or boys' overcoats, raincoats, car-coats, cloaks, capes, ponchos, three-quarter coats, greatcoats, hooded capes and similar articles, other than those of heading 6203; of cotton	3.231	78.531	146.278	2.154.125
62013090	Men's or boys' anoraks (including ski-jackets), wind-cheaters, wind-jackets and similar articles, other than those of heading 6203; of cotton	197.818	2.023.543	2.416.576	22.449.299

Tabel 3 : Ekspor Indonesia menurut Komoditi (Kode HS 8 digit)

		Agustus 2022			
Kode H S	Uraian golongan barang	Berat bersih (Kg)		Nilai F.O.B. (U S \$)	
		Bulan ini	Kumulatif	Bulan ini	Kumulatif
(1)	(2)	(3)	(4)	(5)	(6)
62014010	Men's or boys' overcoats, raincoats, car-coats, cloaks, capes, ponchos, three-quarter coats, greatcoats, hooded capes and similar articles, other than those of heading 6203; of man-made fibres	710.501	1.952.380	24.162.881	60.685.162
62014090	Men's or boys' anoraks (including ski-jackets), wind-cheaters, wind-jackets and similar articles, other than those of heading 6203; of man-made fibres	509.567	2.869.811	22.568.148	118.251.292
62019011	Men's or boys' overcoats, raincoats, car-coats, cloaks, capes, ponchos, three-quarter coats, greatcoats, hooded capes and similar articles, other than those of heading 6203; of silk	215	822.926	14.612	38.285.911
62019019	Men's or boys' anoraks (including ski-jackets), wind-cheaters, wind-jackets and similar articles, other than those of heading 6203; of silk	4.925	55.758	219.757	1.181.305
62019021	Men's or boys' overcoats, raincoats, car-coats, cloaks, capes, ponchos, three-quarter coats, greatcoats, hooded capes and similar articles, other than those of heading 6203; of ramie	-	26	-	773
62019029	Men's or boys' anoraks (including ski-jackets), wind-cheaters, wind-jackets and similar articles, other than those of heading 6203, of ramie	383	13.715	1.135	155.404
62019090	Men's/boys' overcoats,car-coats,capes,cloaks,anoraks(including ski-jackets),wind-cheaters,wind-jackets&similar article, oth than those of heading 6203;of oth textile material (oth than of silk&ramie)	151.634	1.422.766	4.706.461	49.610.021
62022010	Women's or girls' overcoats, raincoats, car-coats, cloaks, capes, ponchos, three-quarter coats, greatcoats, hooded capes & similar articles, other than those of heading 6204; of wool/fine animal hair	12.837	53.335	1.241.390	5.195.388
62022090	Women's or girls' anoraks (including ski-jackets), wind-cheaters, wind-jackets and similar articles, other than those of heading 6204; of wool or fine animal hair	148.024	454.523	2.523.387	8.301.855
62023010	Women's or girls' overcoats, raincoats, car-coats, cloaks, capes, ponchos, three-quarter coats, greatcoats, hooded capes and similar articles, other than those of heading 6204; of cotton	364	8.886	6.748	378.666
62023090	Women's or girls' anoraks (including ski-jackets), wind-cheaters, wind-jackets and similar articles, other than those of heading 6204; of cotton	32.819	102.727	655.300	2.939.445
62024010	Women's or girls' overcoats, raincoats, car-coats, cloaks, capes, ponchos, three-quarter coats, greatcoats, hooded capes and similar articles, other than those of heading 6204; of man-made fibres	218.635	792.087	4.456.993	25.102.144
62024090	Women's or girls' anoraks (including ski-jackets), wind-cheaters, wind-jackets and similar articles, other than those of heading 6204; of man-made fibres	368.439	1.902.912	15.033.344	56.487.949
62029010	Women's or girls' overcoats, car-coats, capes, cloaks, anoraks (including ski-jackets), wind-cheaters, wind-jackets and similar articles, other than those of heading 6204; of silk	1	1.255	559	66.767
62029090	Women's/girls' overcoats,car-coats,capes,cloaks,anoraks(incl ski-jackets),wind-cheaters,wind-jackets&similar articles, oth than those of heading 6204;of oth textile materials (oth than of silk&ramie)	103.139	667.081	3.771.176	23.457.743
62031100	Men's or boys' suits; of wool or fine animal hair	85.952	499.029	712.298	4.415.173
62031200	Men's or boys' suits; of synthetic fibres	131.184	891.349	2.995.287	21.209.861
62031911	Men's or boys' suits; of cotton; printed by traditional batik process	450	43.588	3.072	845.762
62031919	Men's or boys' suits; of cotton; other than printed by traditional batik process	76.554	451.405	1.594.157	8.798.319
62031921	Men's or boys' suits; of silk; printed by traditional batik process	-	7.586	-	220.724
62031929	Men's or boys' suits; of silk; other than printed by traditional batik process	1.004	21.080	44.086	590.913

Tabel 3 : Ekspor Indonesia menurut Komoditi (Kode HS 8 digit)

		Agustus 2022			
Kode H S	Uraian golongan barang	Berat bersih (Kg)		Nilai F.O.B. (U S \$)	
		Bulan ini	Kumulatif	Bulan ini	Kumulatif
(1)	(2)	(3)	(4)	(5)	(6)
62031990	Men's or boys' suits; of other textile materials (other than of cotton and silk)	241.233	1.325.120	6.298.438	31.693.928
62032210	Men's or boys' ensembles; of cotton; printed by traditional batik process	-	4	-	704
62032290	Men's or boys' ensembles; of cotton; other than printed by traditional batik process	37	4.276	3.719	41.378
62032300	Men's or boys' ensembles; of synthetic fibres	7	232	218	7.512
62032990	Men's or boys' ensembles; of other textile materials (other than of wool or fine animal hair)	1.545	4.722	2.870	15.959
62033100	Men's or boys' jackets and blazers; of wool or fine animal hair	29.319	159.667	1.637.257	9.357.821
62033210	Men's or boys' jackets and blazers; of cotton; printed by traditional batik process	19	54	217	596
62033290	Men's or boys' jackets and blazers; of cotton; other than printed by traditional batik process	192.306	1.328.412	4.307.918	30.467.312
62033300	Men's or boys' jackets and blazers; of synthetic fibres	274.892	1.271.716	4.593.921	22.126.805
62033900	Men's or boys' jackets and blazers; of other textile materials (other than of wool or fine animal hair, cotto and synthetic fibres)	306.242	2.133.818	10.505.838	73.625.058
62034100	Men's or boys' trousers, bib and brace overalls, breeches and shorts (other than swimwear); of wool or fine animal hair	21.506	113.187	925.383	5.781.977
62034210	Men's or boys' bib and brace overalls; of cotton	5.970	70.239	197.564	1.854.173
62034290	Men's or boys' trousers, breeches and shorts (other than swimwear); of cotton	1.196.766	10.218.047	25.405.933	220.855.160
62034300	Men's or boys' trousers, bib and brace overalls, breeches and shorts (other than swimwear); of synthetic fibres	843.353	5.894.717	23.783.462	178.828.905
62034910	Men's or boys' trousers, bib and brace overalls, breeches and shorts (other than swimwear); of silk	25.275	288.198	1.130.814	11.177.450
62034990	Men's or boys' trousers, bib and brace overalls, breeches and shorts (other than swimwear); of other textile materials (other than of silk)	686.791	5.544.639	6.331.556	49.469.833
62041100	Women's or girls' suits; of wool or fine animal hair	2	195	455	6.621
62041210	Women's or girls' suits; of cotton; printed by traditional batik process	257	4.583	6.156	79.203
62041290	Women's or girls' suits; of cotton; other than printed by traditional batik process	95.853	783.408	1.694.644	15.566.638
62041300	Women's or girls' suits; of synthetic fibres	48.550	247.754	1.204.721	6.194.312
62041911	Women's or girls' suits; of silk; printed by traditional batik process	6.171	12.793	155.225	314.342
62041919	Women's or girls' suits; of silk; other than printed by traditional batik process	10.670	146.126	218.345	3.106.682
62041990	Women's or girls' suits; of other textile materials (other than of silk)	42.898	405.522	1.492.643	13.660.780
62042100	Women's or girls' ensembles; of wool or fine animal hair	-	658	-	26.862
62042210	Women's or girls' ensembles; of cotton; printed by traditional batik process	9	12	29	41
62042290	Women's or girls' ensembles; of cotton; other than printed by traditional batik process	469	4.208	9.800	113.948
62042300	Women's or girls' ensembles; of synthetic fibres	2	32.017	211	706.730
62042910	Women's or girls' ensembles; of silk	6	17	1.071	11.732
62042990	Women's or girls' ensembles; of other textile materials (other than of silk)	9.774	80.209	735.306	3.804.145
62043100	Women's or girls' jackets and blazers; of wool or fine animal hair	5.959	32.997	412.524	2.117.787
62043210	Women's or girls' jackets and blazers; of cotton; printed by traditional batik process	15	239	141	2.861
62043290	Women's or girls' jackets and blazers; of cotton; other than printed by traditional batik process	30.183	180.939	1.140.007	6.534.685
62043300	Women's or girls' jackets and blazers; of synthetic fibres	128.919	825.887	2.718.783	21.791.350
62043911	Women's or girls' jackets and blazers; of silk; printed by traditional batik process	-	66	-	850

Tabel 3 : Ekspor Indonesia menurut Komoditi (Kode HS 8 digit)

Agustus 2022

Kode H S	Uraian golongan barang	Berat bersih (Kg)		Nilai F.O.B. (U S \$)	
		Bulan ini	Kumulatif	Bulan ini	Kumulatif
(1)	(2)	(3)	(4)	(5)	(6)
62043919	Women's or girls' jackets and blazers; of silk; other than printed by traditional batik process	36	1.087	930	35.928
62043990	Women's or girls' jackets and blazers; of other textile materials (other than of silk)	7.212	156.921	321.185	4.170.583
62044100	Women's or girls' dresses; of wool or fine animal hair	442	53.673	12.359	1.698.397
62044210	Women's or girls' dresses; of cotton; printed by traditional batik process	267	14.026	11.460	473.127
62044290	Women's or girls' dresses; of cotton; other than printed by traditional batik process	241.481	2.494.984	4.088.079	58.474.012
62044300	Women's or girls' dresses; of synthetic fibres	348.328	3.967.427	12.623.203	133.564.177
62044400	Women's or girls' dresses; of artificial fibres	142.668	1.421.517	4.683.081	40.296.960
62044910	Women's or girls' dresses; of other textile materials (other than of wool or fine animal hair, cotton, synthetic fibres and artificial fibres); printed by traditional batik process	128	6.322	17.515	548.163
62044990	Women's or girls' dresses; of other textile materials (other than of wool or fine animal hair, cotton, synthetic fibres and artificial fibres); other than printed by traditional batik process	138.078	1.306.734	2.003.587	28.779.668
62045100	Women's or girls' skirts and divided skirts; of wool or fine animal hair	5.699	13.555	160.039	603.612
62045210	Women's or girls' skirts and divided skirts; of cotton; printed by traditional batik process	2.686	9.625	91.509	346.040
62045290	Women's or girls' skirts and divided skirts; of cotton; other than printed by traditional batik process	73.309	652.946	1.477.751	13.883.408
62045300	Women's or girls' skirts and divided skirts; of synthetic fibres	76.696	870.130	2.262.307	24.238.710
62045910	Women's or girls' skirts and divided skirts; of other textile material (other than of wool or fine animal hair, cotton and synthetic fibres); printed by traditional batik process	22	4.733	933	217.498
62045990	Women's or girls' skirts and divided skirts; of other textile material (other than of wool or fine animal hair, cotton and synthetic fibres); other than printed by traditional batik process	94.040	608.532	2.003.094	12.914.129
62046100	Women's or girls' trousers, bib and brace overalls, breeches and shorts (other than swimwear); of wool or fine animal hair	3.394	13.196	200.867	617.108
62046200	Women's or girls' trousers, bib and brace overalls, breeches and shorts (other than swimwear); of cotton	619.929	6.476.218	14.652.070	147.256.874
62046300	Women's or girls' trousers, bib and brace overalls, breeches and shorts (other than swimwear); of synthetic fibres	562.894	3.667.126	15.217.690	97.328.097
62046900	Women's or girls' trousers, bib and brace overalls, breeches and shorts (other than swimwear); of other textile materials (other than of wool or fine animal hair, cotton and synthetic fibres)	863.988	5.013.791	16.845.665	113.617.503
62052010	Men's or boys' shirts; of cotton; printed by traditional batik process	170	941	2.244	13.092
62052020	Men's or boys' shirts; of cotton; barong tagalog	2.346	21.451	12.683	563.435
62052090	Men's or boys' shirts; of cotton; other than printed by traditional batik process or barong tagalog	877.954	5.547.562	25.309.810	162.036.867
62053010	Men's or boys' shirts; of man-made fibres; barong tagalog	4.980	55.529	65.773	725.403
62053090	Men's or boys' shirts; of man-made fibres; other than barong tagalog	522.823	3.255.300	10.278.075	68.020.999
62059010	Men's or boys' shirts; of wool or fine animal hair	812	5.709	73.882	374.340
62059091	Men's or boys' shirts; of other textile materials (other than of wool or fine animal hair); printed by traditional batik process	35.837	236.649	1.111.832	7.893.946
62059092	Men's or boys' shirts; of other textile materials (other than of wool or fine animal hair); barong tagalog	-	1	-	104
62059099	Men's or boys' shirts; of other textile materials (other than of wool or fine animal hair); other than printed by traditional batik process or barong tagalog	159.224	997.706	4.001.294	26.313.884
62061010	Women's or girls' blouses, shirts and shirt-blouses; of silk or silk waste; printed by traditional batik process	-	429	-	5.508

Tabel 3 : Ekspor Indonesia menurut Komoditi (Kode HS 8 digit)

Agustus 2022

Kode H S	Uraian golongan barang	Berat bersih (Kg)		Nilai F.O.B. (U S \$)	
		Bulan ini	Kumulatif	Bulan ini	Kumulatif
(1)	(2)	(3)	(4)	(5)	(6)
62061090	Women's or girls' blouses, shirts and shirt-blouses; of silk or silk waste; other than printed by traditional batik process	1.976	204.603	192.638	7.786.220
62062000	Women's or girls' blouses, shirts and shirt-blouses; of wool or fine animal hair	250	618	26.122	56.461
62063010	Women's or girls' blouses, shirts and shirt-blouses; of cotton; printed by traditional batik process	4.351	26.153	108.607	1.111.060
62063090	Women's or girls' blouses, shirts and shirt-blouses; of cotton; other than printed by traditional batik process	285.319	2.552.383	7.916.154	82.212.656
62064000	Women's or girls' blouses, shirts and shirt-blouses; of man-made fibres	971.090	9.387.245	30.372.626	277.210.406
62069000	Women's or girls' blouses, shirts and shirt-blouses; of other textile materials (other than of silk or silk waste, wool or fine animal hair, cotton and man-made fibres)	56.654	623.736	1.097.791	15.953.824
62071100	Men's or boys' underpants and briefs; of cotton	67.800	492.559	1.400.947	10.351.516
62071900	Men's or boys' underpants and briefs; of other textile materials (other than of cotton)	4.830	25.141	128.239	363.905
62072110	Men's or boys' nightshirts and pyjamas; of cotton; printed by traditional batik process	-	1	-	65
62072190	Men's or boys' nightshirts and pyjamas; of cotton; other than printed by traditional batik process	838	71.681	27.041	1.453.109
62072200	Men's or boys' nightshirts and pyjamas; of man-made fibres	647	9.380	26.009	271.651
62072910	Men's or boys' nightshirts and pyjamas; of silk	-	2	-	72
62072990	Men's or boys' nightshirts and pyjamas; of other textile materials (other than of silk, cotton and man-made fibres)	60	2.570	1.324	50.278
62079100	Men's or boys' singlets and other vests, bathrobes, dressing gowns and similar articles; of cotton	111.756	385.133	2.191.140	10.503.253
62079910	Men's or boys' singlets and other vests, bathrobes, dressing gowns and similar articles; of man-made fibres	6.423	48.398	451.617	2.078.816
62079990	Men's or boys' singlets and other vests, bathrobes, dressing gowns and similar articles; of other textile materials (other than of cotton and man-made fibres)	55.761	319.635	463.178	2.275.790
62081100	Women's or girls' slips and petticoats; of man-made fibres	47.348	863.768	1.038.633	22.071.431
62081900	Women's or girls' slips and petticoats; of other textile materials (other than of man-made fibres)	71.219	359.542	1.480.295	3.603.805
62082110	Women's or girls' nightdresses and pyjamas; of cotton; printed by traditional batik process	-	537	-	14.814
62082190	Women's or girls' nightdresses and pyjamas; of cotton; other than printed by traditional batik process	86.895	259.171	2.778.197	8.753.357
62082200	Women's or girls' nightdresses and pyjamas; of man-made fibres	258.350	916.638	8.960.624	36.272.323
62082910	Women's or girls' nightdresses and pyjamas; of other textile materials (other than of cotton and man-made fibres); printed by traditional batik process	30	225	902	5.465
62082990	Women's or girls' nightdresses and pyjamas; of other textile materials (other than of cotton and man-made fibres); other than printed by traditional batik process	25.380	112.697	400.087	1.210.185
62089110	Women's or girls' singlets and other vests, briefs, panties, negligees, bathrobes, dressing gowns and similar articles; of cotton; printed by traditional batik process	72	1.405	1.261	26.039
62089190	Women's or girls' singlets and other vests, briefs, panties, negligees, bathrobes, dressing gowns and similar articles; of cotton; other than printed by traditional batik process	20.998	212.599	380.066	5.388.712
62089210	Women's or girls' singlets and other vests, briefs, panties, negligees, bathrobes, dressing gowns and similar articles; of man-made fibres; printed by traditional batik process	2.734	18.486	259.574	540.766
62089290	Women's or girls' singlets and other vests, briefs, panties, negligees, bathrobes, dressing gowns and similar articles; of man-made fibres; other than printed by traditional batik process	36.326	198.812	1.307.550	6.887.311
62089910	Women's or girls' singlets and other vests, briefs, panties, negligees, bathrobes, dressing gowns and similar articles; of wool or fine animal hair	266	1.131	11.371	56.513

Tabel 3 : Ekspor Indonesia menurut Komoditi (Kode HS 8 digit)

		Agustus 2022			
Kode H S	Uraian golongan barang	Berat bersih (Kg)		Nilai F.O.B. (U S \$)	
		Bulan ini	Kumulatif	Bulan ini	Kumulatif
(1)	(2)	(3)	(4)	(5)	(6)
62089990	Women's/girls' singlets and other vests, briefs, panties, negligees, bathrobes, dressing gowns & similar articles; of oth textile materials (oth than of cotton, man-made fibres, wool/fine animal hair)	4.458	46.980	83.235	700.871
62092030	Babies' t-shirts, shirts, pyjamas and similar articles; of cotton	179.141	1.654.693	1.942.326	26.757.669
62092040	Babies' suits, pants and similar articles; of cotton	65.155	456.553	128.902	3.198.206
62092090	Babies' garments and clothing accessories (other than t-shirts, shirts, pyjamas, suits, pants and similar articles); of cotton	22.106	272.819	723.183	8.379.133
62093010	Babies' suits, pants and similar articles; of synthetic fibres	76.996	606.148	1.142.011	12.638.052
62093030	Babies' t-shirts, shirts, pyjamas and similar articles; of synthetic fibres	22.135	75.517	460.999	1.445.205
62093040	Babies' clothing accessories; of synthetic fibres	1.012	5.559	38.052	194.245
62093090	Babies' garments (other than t-shirts, shirts, pyjamas, suits, pants and similar articles); of synthetic fibres	1.994	29.788	56.202	353.865
62099000	Babies' garments and clothing accessories; of other textile materials (other than of cotton and synthetic fibres)	1.639	98.844	41.837	3.094.348
62101011	Garments used for protection from chemical substances, radiation or fire; made up of fabrics of heading 5602, 5603	-	1	-	1
62101019	Protective work garments; other than used for protection from chemical substances, radiation or fire; made up of fabrics of heading 5602, 5603	10.745	266.122	118.015	1.722.441
62101090	Garments, other than protective work garments; made up of fabrics of heading 5602 or 5603	138.619	888.429	1.112.684	6.339.155
62102020	Garments used for protection from fire; of the type described in heading 6201	-	2.330	-	279.337
62102040	Other protective work garments; other than used for protection from fire, chemical substances or radiation; of the type described in heading 6201	7.737	28.952	697.510	2.191.924
62102090	Garments; other than used for protection from fire, chemical substances, radiation or for protective work; of the type described in heading 6201	56.748	251.185	1.538.080	8.238.054
62103020	Garments used for protection from fire; of the type described in heading 6202	-	8	-	188
62103040	Other protective work garments, other than used for protection from fire or chemical substances or radiation; of the type described in heading 6202	-	3	-	727
62103090	Garments; other than used for protection from fire, chemical substances, radiation or for protective work; of the type described in heading 6202	26.112	103.843	458.351	3.186.057
62104010	Men's or boys' garments; used for protection from fire	5.289	49.239	303.894	2.243.824
62104020	Men's or boys' garments; used for protection from chemical substances or radiation	1.855	11.809	50.517	426.763
62104090	Men's or boys' garments, other than used for protection from fire or chemical substances or radiation	88.485	465.994	3.295.328	15.795.400
62105010	Women's or girls' garments; used for protection from fire	32.900	448.739	292.960	4.231.592
62105090	Women's or girls' garments, other than used for protection from fire or chemical substances or radiation	457.654	2.147.647	10.728.041	52.245.137
62111100	Men's or boys' swimwear	70.560	806.401	2.028.397	24.811.514
62111200	Women's or girls' swimwear	13.952	200.790	988.715	12.559.013
62112000	Ski suits	2.262	3.168	39.223	54.395
62113210	Men's or boys' garments for fencing or wrestling, of cotton	75	5.746	663	676.829
62113220	Men's or boys' pilgrimage robes (Ehram), of cotton	-	5.226	-	122.350
62113290	Men's or boys' garments of cotton, other than for fencing or wrestling or pilgrimage robes (ehram)	42.039	445.596	396.161	7.130.066
62113310	Men's or boys' garments for fencing or wrestling, of man-made fibres	83.417	281.822	1.209.488	4.806.162
62113320	Men's or boys' garments used for protection from fire, of man-made fibres	960	7.251	11.175	94.697
62113330	Men's or boys' garments used for protection from chemical substances or radiation; of man-made fibres	2	2	75	75

Tabel 3 : Ekspor Indonesia menurut Komoditi (Kode HS 8 digit)

Agustus 2022

Kode H S	Uraian golongan barang	Berat bersih (Kg)		Nilai F.O.B. (U S \$)	
		Bulan ini	Kumulatif	Bulan ini	Kumulatif
(1)	(2)	(3)	(4)	(5)	(6)
62113340	Men's or boys' pilgrimage robes (Ihram); of man-made fibres	-	660	-	50.726
62113390	Men's or boys' garments; other than for fencing or wrestling or used for protection from fire or chemical substances or radiation or pilgrimage robes (Ihram); of man-made fibres	86.330	1.458.198	1.227.342	20.583.579
62113910	Men's or boys' garments for fencing or wrestling; of other textile materials (other than of cotton and man-made fibres)	275	811	6.557	14.570
62113920	Men's or boys' garments used for protection from fire; of other textile materials (other than of cotton and man-made fibres)	-	17	-	1.128
62113930	Men's or boys' garments used for protection from chemical substances or radiation; of other textile materials (other than of cotton and man-made fibres)	51	51	7	7
62113990	Men's or boys' garment, oth than pilgrimage robes (Ihram)/for fencing/wrestling/used for protection from fire/chemical substances/radiation; of oth textile material (oth than of cotton&man-made fibres)	36.462	448.542	371.716	4.080.379
62114210	Women's or girls' garments for fencing or wrestling; of cotton	30	5.531	313	162.503
62114220	Women's or girls' prayer cloaks; of cotton	9.497	88.885	480.884	4.093.097
62114230	Women's or girls' sarong of tubular type; of cotton	228.684	695.986	2.222.989	6.949.406
62114290	Women's or girls' garments, other than for fencing or wrestling or prayer cloaks or sarong of tubular type; of cotton	69.165	313.080	1.991.089	10.302.551
62114310	Women's or girls' surgical gowns; of man-made fibres	106.341	908.385	1.208.352	10.247.329
62114320	Women's or girls' prayer cloaks; of man-made fibres	8.151	37.351	147.717	491.077
62114330	Women's or girls' anti-explosive protective suits; of man-made fibres	-	36	-	742
62114340	Women's or girls' garments for fencing or wrestling; of man-made fibres	-	1.053	-	295.276
62114350	Women's or girls' garments used for protection from chemical substances, radiation or fire; of man-made fibres	-	243	-	3.800
62114360	Women's or girls' flyers' coveralls; of man-made fibres	300	565	14.000	43.274
62114370	Women's or girls' sarong of tubular type; of man-made fibres	67.221	289.297	757.687	3.582.916
62114390	Women's or girls' garments; of man-made fibres; other than those of HS 62114310 - 62114370	200.472	1.509.561	5.504.800	40.617.820
62114910	Women's or girls' garments for fencing or wrestling; of other textile materials (other than of cotton and man-made fibres)	28	2.906	112	93.161
62114920	Women's or girls' garments used for protection from chemical substances, radiation or fire; of other textile materials (other than of cotton and man-made fibres)	59	63	1.249	1.532
62114939	Women's or girls' prayer cloaks; of other than wool or fine animal hair	2	17.177	33	229.387
62114950	Women's or girls' sarong of tubular type; of other textile materials (other than of cotton and man-made fibres)	67.901	272.533	949.060	3.111.659
62114990	Women's or girls' garments; of other textile materials, other than those of HS 62114910 - 62114960	53.244	429.955	485.292	5.623.145
62121011	Mastectomy bra (post breast surgery bra) of cotton, whether or not knitted or crocheted	419	1.694	21.719	85.045
62121019	Brassieres of cotton, whether or not knitted or crocheted; other than mastectomy bra (post breast surgery bra)	228.353	2.084.967	10.571.624	92.296.259
62121091	Mastectomy bra (post breast surgery bra) of other textile materials (other than of cotton), whether or not knitted or crocheted	189.605	1.386.859	9.707.679	70.374.091
62121099	Brassieres of other textile materials (other than of cotton), whether or not knitted or crocheted; other than mastectomy bra (post breast surgery bra)	420.174	4.810.992	19.328.667	200.674.122
62122010	Girdles and panty-girdles, whether or not knitted or crocheted, of cotton	-	1	-	130
62122090	Girdles and panty-girdles, whether or not knitted or crocheted, of other textile materials (other than of cotton)	2.744	63.822	106.423	2.186.560
62123090	Corselettes, whether or not knitted or crocheted, of other textile materials (other than of cotton)	19.050	136.962	311.328	2.366.728
62129012	Athletic supporters, whether or not knitted or crocheted, of cotton	70	70	3.369	3.369

Tabel 3 : Ekspor Indonesia menurut Komoditi (Kode HS 8 digit)

Agustus 2022

Kode H S	Uraian golongan barang	Berat bersih (Kg)		Nilai F.O.B. (U S \$)	
		Bulan ini	Kumulatif	Bulan ini	Kumulatif
(1)	(2)	(3)	(4)	(5)	(6)
62129019	Braces, suspenders, garters and similar articles and parts thereof, whether or not knitted or crocheted, of cotton	2	18.994	11	922.615
62129091	Compression garments of a kind used for the treatment of scar tissue and skin grafts, whether or not knitted or crocheted, of other textile materials (other than of cotton)	-	298	-	8.902
62129092	Athletic supporters, whether or not knitted or crocheted, of other textile materials (other than of cotton)	-	207	-	1.101
62129099	Braces, suspenders, garters and similar articles and parts thereof, whether or not knitted or crocheted, of other textile materials (other than of cotton)	17.036	138.740	558.276	4.672.030
62132010	Handkerchiefs of cotton, printed by the traditional batik process	-	0	-	4
62132090	Handkerchiefs of cotton, other than printed by the traditional batik process	0	104	5	2.918
62139019	Handkerchiefs, of silk or silk waste, other than printed by the traditional batik process	-	5	-	78
62139099	Handkerchiefs, of other textile materials (other than of cotton or silk or silk waste), other than printed by the traditional batik process	2	615	20	13.376
62141010	Shawls, scarves, mufflers, mantillas, veils and the like; of silk or silk waste; printed by the traditional batik process	672	12.446	12.954	417.835
62141090	Shawls, scarves, mufflers, mantillas, veils and the like; of silk or silk waste; other than printed by the traditional batik process	5.472	20.458	38.102	108.323
62142000	Shawls, scarves, mufflers, mantillas, veils and the like; of wool or fine animal hair	5	356	3.391	49.785
62143010	Shawls, scarves, mufflers, mantillas, veils and the like; of synthetic fibres; printed by the traditional batik process	4.200	12.919	4.800	16.598
62143090	Shawls, scarves, mufflers, mantillas, veils and the like; of synthetic fibres; other than printed by the traditional batik process	3.965	22.781	25.926	295.648
62144010	Shawls, scarves, mufflers, mantillas, veils and the like; of artificial fibres; printed by the traditional batik process	18	272	33	1.023
62144090	Shawls, scarves, mufflers, mantillas, veils and the like; of artificial fibres; other than printed by the traditional batik process	329	11.850	7.110	152.343
62149010	Shawls, scarves, mufflers, mantillas, veils&the like; of oth textile materials (oth than silk/silk waste,wool/fine animal hair,synthetic/artificial fibres); printed by the traditional batik process	-	2	-	152
62149090	Shawls,scarves,mufflers,mantillas,veils&the like; of oth textile material (oth than silk/silk waste,wool/fine animal hair,synthetic/artificial fibres);oth than printed by the traditional batik process	4.646	30.826	74.577	384.492
62151090	Ties, bow ties and cravat; of silk or silk waste; other than printed by the traditional batik process	2	39	298	3.173
62152090	Ties, bow ties and cravat; of man-made fibres; other than printed by the traditional batik process	-	2.378	-	59.627
62159010	Ties, bow ties and cravat; of other textile materials (other than of silk or silk waste and man-made fibres); printed by the traditional batik process	3.749	11.794	119.257	351.925
62159090	Ties, bow ties and cravat; of other textile materials (other than of silk or silk waste and man-made fibres); other than printed by the traditional batik process	1	81	32	1.003
62160010	Protective work gloves, mittens and mitts	116.520	912.257	4.793.037	37.900.227
62160091	Gloves, mittens and mitts of wool or fine animal hair	-	233	-	3.477
62160092	Gloves, mittens and mitts of cotton	121	214	2.598	3.080
62160099	Gloves, mittens and mitts, of other textile materials (other than of wool or fine animal hair and cotton)	49.339	257.834	2.534.336	14.773.230
62171010	Judo belts	55	522	80	8.698
62171090	Other made up clothing accessories, other than those of heading 6212; other than judo belts	43.962	221.514	373.286	3.081.100

Tabel 3 : Ekspor Indonesia menurut Komoditi (Kode HS 8 digit)

Agustus 2022

Kode H S	Uraian golongan barang	Berat bersih (Kg)		Nilai F.O.B. (U S \$)	
		Bulan ini	Kumulatif	Bulan ini	Kumulatif
(1)	(2)	(3)	(4)	(5)	(6)
62179000	Parts of garments or of clothing accessories, other than those of heading 6212	264	7.281	1.056	169.371
63011000	Electric blankets	330.381	492.856	4.091.107	6.054.102
63012000	Blankets (other than electric blankets) and travelling rugs, of wool or of fine animal hair	858	72.088	78.090	2.487.612
63013010	Blankets (other than electric Blankets) and travelling rugs, of cotton; printed by traditional batik process	-	18	-	108
63013090	Blankets (other than electric Blankets) and travelling rugs, of cotton; other than printed by traditional batik process	409	15.139	4.855	254.766
63014010	Blankets (other than electric blankets) and travelling rugs, of synthetic fibres; of nonwoven fabrics	7.642	48.275	98.672	621.011
63014090	Blankets (other than electric blankets) and travelling rugs, of synthetic fibres; of other than nonwoven fabrics	15.993	114.844	132.060	810.940
63019010	Other blankets and travelling rugs; of nonwoven fabrics	62	1.338	1.224	2.029
63019090	Other blankets and travelling rugs; of other than nonwoven fabrics	15.802	46.890	174.215	687.755
63021000	Bed linen, knitted or crocheted	6.349	120.584	40.879	910.057
63022100	Bed linen of cotton, printed	2.016	13.681	10.783	219.105
63022210	Bed linen of nonwoven fabrics, printed	109	1.268	235	7.091
63022290	Bed linen of man-made fibres (other than of nonwoven fabrics), printed	1.393	3.185	21.130	65.359
63022900	Bed linen of other textile materials (other than of cotton and man-made fibres), printed	241	2.626	892	15.178
63023100	Bed linen of cotton, not knitted/crocheted or printed	2.666	8.637	38.916	141.658
63023210	Bed linen of nonwoven fabrics, not knitted/crocheted or printed	-	6.681	-	9.406
63023290	Bed linen of man-made fibres (other than of nonwoven fabrics), not knitted/crocheted or printed	1.025	5.821	8.345	97.875
63023900	Bed linen of other textile materials (other than of cotton and man-made fibres), not knitted/crocheted or printed	4.959	6.018	17.371	28.442
63024000	Table linen, knitted or crocheted	4	123	60	5.992
63025110	Table linen of cotton, printed by traditional batik process; not knitted or crocheted	10	80	124	2.761
63025190	Table linen of cotton, other than printed by traditional batik process; not knitted or crocheted	159	2.829	6.243	43.870
63025300	Table linen of man-made fibres; not knitted or crocheted	629	8.412	8.045	84.236
63025990	Table linen of other textile materials (other than of flax); not knitted or crocheted	4.616	36.888	45.958	255.691
63026000	Toilet linen and kitchen linen, of terry towelling or similar terry fabrics, of cotton	65.079	359.074	651.359	3.384.343
63029100	Toilet linen and kitchen linen, other than of terry towelling or similar terry fabrics, of cotton	90.410	475.536	587.773	3.484.492
63029300	Toilet linen and kitchen linen, other than of terry towelling or similar terry fabrics, of man-made fibres	252	825	4.805	12.167
63029990	Toilet linen and kitchen linen, other than of terry towelling or similar terry fabrics, of other textile materials (other than of flax)	221	5.460	2.600	48.963
63031200	Curtains (including drapes) and interior blinds; curtain or bed valances; knitted or crocheted; of synthetic fibres	24.125	128.340	240.517	1.367.680
63031910	Curtains (including drapes) and interior blinds; curtain or bed valances; knitted or crocheted; of cotton	65	1.578	45	16.873
63031990	Curtains (including drapes) and interior blinds; curtain or bed valances; knitted or crocheted; of other textile materials (other than of synthetic fibres and cotton)	2.732	13.946	28.686	343.455
63039100	Curtains (including drapes) and interior blinds; curtain or bed valances; not knitted or crocheted; of cotton	287	4.439	3.050	48.130
63039200	Curtains (including drapes) and interior blinds; curtain or bed valances; not knitted or crocheted; of synthetic fibres	36.719	310.086	352.003	2.975.976
63039900	Curtains (including drapes) and interior blinds; curtain or bed valances; not knitted or crocheted; of other textile materials (other than of cotton and synthetic fibres)	83.824	673.168	1.275.855	10.225.014

Tabel 3 : Ekspor Indonesia menurut Komoditi (Kode HS 8 digit)

Agustus 2022

Kode H S	Uraian golongan barang	Berat bersih (Kg)		Nilai F.O.B. (U S \$)	
		Bulan ini	Kumulatif	Bulan ini	Kumulatif
(1)	(2)	(3)	(4)	(5)	(6)
63041100	Bedspreads, excluding those of heading 9404; knitted or crocheted	146	719	4.509	24.467
63041910	Bedspreads, excluding those of heading 9404; not knitted or crocheted; of cotton	137	2.993	1.337	20.212
63041920	Bedspreads, excluding those of heading 9404; not knitted or crocheted; of other than cotton, nonwoven	10.990	11.199	22.620	22.848
63041990	Bedspreads, excluding those of heading 9404; not knitted or crocheted; of other than cotton, other than nonwoven	1.565	19.556	9.772	137.249
63042000	Bed nets specified in Subheading Note 1 to this Chapter	92	715	130	4.985
63049110	Mosquito nets; knitted or crocheted	667	14.043	7.203	106.273
63049190	Other furnishing articles, other than mosquito nets, excluding those of heading 9404; knitted or crocheted	1.609	196.017	14.483	160.643
63049200	Other furnishing articles, excluding those of heading 9404; not knitted or crocheted, of cotton	2.261	11.015	30.135	157.155
63049300	Other furnishing articles, excluding those of heading 9404; not knitted or crocheted, of synthetic fibres	958	10.159	41.754	339.569
63049900	Other furnishing articles, excluding those of heading 9404; not knitted or crocheted, of other textile materials (other than of cotton and synthetic fibres)	57.412	426.868	638.887	4.594.750
63051011	New sacks and bags of jute, of a kind used for the packing of goods	-	4.077	-	22.804
63051019	New sacks and bags of other textile bast fibres of heading 5303, of a kind used for the packing of goods	3	4.073	748	39.136
63051021	Used sacks and bags of jute, of a kind used for the packing of goods	-	5	-	284
63051029	Used sacks and bags of other textile bast fibres of heading 5303, of a kind used for the packing of goods	5	143	107	883
63052000	Sacks and bags, of a kind used for the packing of goods; of cotton	18.781	83.623	105.713	652.962
63053210	Sacks and bags, of a kind used for the packing of goods; flexible intermediate bulk containers; nonwoven	348	869	9.570	29.392
63053220	Sacks and bags, of a kind used for the packing of goods; flexible intermediate bulk containers; knitted or crocheted	31.772	142.610	107.825	442.088
63053290	Sacks and bags, of a kind used for the packing of goods; flexible intermediate bulk containers; other than nonwoven, other than knitted or crocheted	514.091	4.310.951	2.407.220	20.170.545
63053310	Sacks and bags, of a kind used for the packing of goods; of polyethylene or polypropylene strip or the like; knitted or crocheted	129.327	1.331.727	274.858	3.192.189
63053320	Sacks and bags, of a kind used for the packing of goods; of polyethylene or polypropylene strip or the like; of woven fabrics of strip or the like	398.789	2.813.003	1.101.849	7.762.445
63053390	Sacks and bags, of a kind used for the packing of goods; of polyethylene or polypropylene strip or the like; other than of woven fabrics of strip or the like, other than knitted or crocheted	644.180	6.440.437	2.018.441	17.716.691
63053920	Sacks and bags, of a kind used for the packing of goods; of other man-made textile materials; knitted or crocheted	108	110	2.592	2.621
63053990	Sacks and bags, of a kind used for the packing of goods; of other man-made textile materials; other than nonwoven, other than knitted or crocheted	103.284	959.504	144.786	968.696
63059010	Sacks and bags, of a kind used for the packing of goods; of hemp of heading 5305	2	4	134	426
63059090	Sacks and bags, of a kind used for the packing of goods; of other textile materials (other than of hemp or coconut (coir) of heading 5305)	769	91.317	3.715	445.818
63061200	Tarpaulins, awnings and sunblinds; of synthetic fibres	3.766	13.114	104.649	386.105
63061920	Tarpaulins, awnings and sunblinds; of other textile materials; of cotton	-	200	-	741
63061990	Tarpaulins, awnings and sunblinds; of other textile materials (other than of vegetable textile fibres of heading 5305 and cotton)	2.151	21.927	3.949	58.915

Tabel 3 : Ekspor Indonesia menurut Komoditi (Kode HS 8 digit)

Agustus 2022

Kode H S	Uraian golongan barang	Berat bersih (Kg)		Nilai F.O.B. (U S \$)	
		Bulan ini	Kumulatif	Bulan ini	Kumulatif
		(1)	(2)	(3)	(4)
63062200	Tents (including temporary canopies and similar articles); of synthetic fibres	-	2.041	-	3.785
63062990	Tents (including temporary canopies and similar articles); of other textile materials; other than of cotton	7.748	175.903	117.740	2.056.253
63063000	Sails for boats	125	1.463	1.098	7.748
63064010	Pneumatic mattresses; of cotton	-	359	-	2.377
63064090	Pneumatic mattresses; of other than cotton	1.587	1.838	1.723	2.867
63069091	Camping goods; other than of nonwoven; of cotton	134	1.502	490	7.529
63069099	Camping goods; other than of nonwoven; of other than cotton	5.217	749.428	174.096	3.152.696
63071010	Floor-cloths, dish-cloths, dusters and similar cleaning cloths; of nonwoven other than felt	1	1.378	13	4.203
63071020	Floor-cloths, dish-cloths, dusters and similar cleaning cloths; of felt	42	93	28	112
63071090	Floor-cloths, dish-cloths, dusters and similar cleaning cloths; of woven other than felt	78.289	534.656	419.082	3.481.096
63072000	Life-jackets and life-belts	57	13.972	2.339	372.353
63079030	Umbrella covers in pre-cut triangular form	204	1.061	402	18.278
63079040	Surgical masks	7.976	45.734	55.382	557.123
63079061	Safety harnesses; suitable for industrial use	400	741	9.994	17.507
63079069	Safety harnesses; not suitable for industrial use	31.260	137.987	480.596	2.057.430
63079070	Fans and handscreens	186	3.922	7.957	89.671
63079080	Laces for shoes, boots, corsets and the like	4.491	41.347	91.274	664.973
63079090	Other made up articles, including dress patterns; other than umbrella covers in pre-cut triangular form, surgical masks, safety harnesses, fans&handscreens, laces for shoes, boots, corsets&the like	25.776	351.483	257.211	3.895.738
63080000	Sets consisting of woven fabric&yarn, whether/not with accessories for making up into rugs, tapestries, embroidered table cloths/serviettes/similar textile articles, put up in packings for retail sale	5.821	11.306	47.499	118.104
63090000	Worn clothing and other worn articles	6.581	150.385	35.181	727.394
63101010	Used or new rags, of textile materials; sorted	75.800	157.400	36.945	76.125
63101090	Scrap twine, cordage, rope and cables and worn out articles of twine, cordage, rope or cables, of textile materials; sorted	27.003	513.048	16.227	216.906
63109010	Used or new rags, of textile materials; unsorted	-	1.000	-	1.500
63109090	Scrap twine, cordage, rope and cables and worn out articles of twine, cordage, rope or cables, of textile materials; unsorted	298	1.092	70	1.753
64011000	Waterproof footwear with outer soles and uppers of rubber or of plastics; incorporating a protective metal toe-cap	1.276	23.463	27.870	342.525
64019210	Waterproof footwear with outer soles and uppers of rubber or of plastics; covering the ankle but not covering the knee; incorporating a protective non-metal toe-cap	732	143.540	19.549	1.437.180
64019290	Waterproof footwear with outer soles and uppers of rubber or of plastics; covering the ankle but not covering the knee; other than incorporating a protective non-metal toe-cap	4.761	1.629.226	76.502	18.378.288
64019910	Waterproof footwear with outer soles and uppers of rubber or of plastics; not covering the ankle; covering the knee	-	206	-	1.784
64019990	Waterproof footwear with outer soles and uppers of rubber or of plastics; not covering the ankle; other than covering the knee	9.540	40.535	54.896	151.721
64021200	Sports footwear; ski-boots, cross-country ski footwear and snowboard boots with outer soles and uppers of rubber or plastics	25.202	79.898	793.100	2.512.552
64021910	Sports footwear; other than ski-boots, cross-country ski footwear and snowboard boots; wrestling footwear with outer soles and uppers of rubber or plastics	587	2.905	16.151	93.868
64021990	Sports footwear with outer soles and uppers of rubber or plastics; other than ski-boots, cross-country ski footwear and snowboard boots or wrestling footwear	1.806.295	18.173.150	38.095.919	357.146.039

Tabel 3 : Ekspor Indonesia menurut Komoditi (Kode HS 8 digit)

		Agustus 2022			
Kode H S	Uraian golongan barang	Berat bersih (Kg)		Nilai F.O.B. (U S \$)	
		Bulan ini	Kumulatif	Bulan ini	Kumulatif
(1)	(2)	(3)	(4)	(5)	(6)
64022000	Footwear with upper straps or thongs assembled to the sole by means of plugs	29.327	300.744	317.101	3.746.885
64029110	Diving boot with outer soles and uppers of rubber or plastics; covering the ankle	2.011	5.149	30.084	76.297
64029191	Footwear with outer soles and uppers of rubber or plastics; other than diving boots; covering the ankle; incorporating a protective metal toe-cap	17.952	115.805	175.778	1.099.034
64029192	Footwear with outer soles and uppers of rubber or plastics; other than diving boots; covering the ankle; incorporating a protective non-metal toe-cap	-	12	-	433
64029199	Footwear with outer soles and uppers of rubber or plastics; other than diving boots; covering the ankle; other than incorporating a protective metal or non-metal toe-cap	26.999	455.729	523.268	7.716.492
64029910	Footwear with outer soles and uppers of rubber or plastic; other than covering the ankle; incorporating a protective metal toe-cap	13	8.811	140	173.580
64029920	Footwear with outer soles and uppers of rubber or plastic; other than covering the ankle; incorporating a protective non-metal toe-cap	17	5.911	139	94.002
64029990	Footwear with outer soles and uppers of rubber or plastic; other than covering the ankle; other than incorporating a protective metal or non-metal toe-cap	1.717.400	12.796.567	26.767.869	207.281.098
64031200	Ski-boots, cross-country ski footwear and snowboard boots with outer soles of rubber, plastics, leather or composition leather and uppers of leather	6.321	24.473	162.866	594.350
64031910	Sports footwear w/outer soles of rubber, plastics, leather/composition leather&uppers of leather; oth than ski-boots, cross-country ski footwear&snowboard boots; fitted with spikes, cleats or the like	1.181.308	11.850.876	23.356.242	227.229.645
64031920	Sports footwear w/outer soles of rubber, plastics, leather/composition leather & uppers of leather; oth than ski-boots, cross-country ski footwear & snowboard boots; riding boots; bowling shoes	139	1.056	3.704	15.358
64031930	Sports footwear w/outer soles of rubber,plastics,leather/composition leather&uppers of leather;oth than ski-boots,cross-country ski footwear&snowboard boots;for wrestling, weight-lifting or gymnastics	-	2.149	-	43.504
64031990	Sports footwear w/outer soles of rubber,plastics,leather/composition leather&uppers of leather;oth than ski-boots,cross-country ski footwear&snowboard boots;oth than HS 64031910 - 64031930	8.085.455	61.464.198	170.170.133	1.332.205.946
64032000	Footwear with outer soles of leather, and uppers which consist of leather straps across the instep and around the big toe	8.132	53.725	79.621	1.294.945
64034000	Footwear with outer soles of rubber, plastics, leather or composition leather and uppers of leather, incorporating a protective metal toe-cap	403.106	3.228.992	6.212.033	49.916.272
64035100	Other footwear with outer soles of leather; covering the ankle	19.343	19.459	132.596	146.139
64035910	Bowling shoes with outer soles of leather; other than covering the ankle	-	1	-	50
64035990	Footwear with outer soles of leather; other than bowling shoes; other than covering the ankle	28.384	452.504	472.825	8.513.109
64039110	Footwear made on a base or platform of wood, not having an inner sole or protective metal toe cap; covering the ankle	8	727	56	7.837
64039120	Riding boots with outer soles of rubber, plastics and uppers of leather; covering the ankle	6	9	54	139
64039130	Footwear with outer soles of rubber, plastics and uppers of leather, other than riding boots; covering the ankle; incorporating a protective non-metal toe-cap	2	25	115	1.407

Tabel 3 : Ekspor Indonesia menurut Komoditi (Kode HS 8 digit)

Agustus 2022

Kode H S	Uraian golongan barang	Berat bersih (Kg)		Nilai F.O.B. (U S \$)	
		Bulan ini	Kumulatif	Bulan ini	Kumulatif
		(1)	(2)	(3)	(4)
64039190	Footwear with outer soles of rubber, plastics and uppers of leather, other than riding boots; covering the ankle; other than incorporating a protective non-metal toe-cap	694.063	3.230.909	15.935.916	75.476.627
64039910	Footwear made on a base or platform of wood, not having an inner sole or protective metal toe cap; other than covering the ankle	1.095.746	6.824.704	22.428.740	141.221.463
64039920	Bowling shoes with outer soles of rubber, plastics and uppers of leather; other than covering the ankle	-	34.439	-	743.193
64039930	Footwear with outer soles of rubber, plastics and uppers of leather, other than bowling shoes; other than covering the ankle; incorporating a protective non-metal toe-cap	-	2.638	-	29.976
64039990	Footwear with outer soles of rubber, plastics and uppers of leather; other than covering the ankle; other than those of HS 64039910 - 64039930	2.762.533	17.365.486	60.401.833	377.969.239
64041110	Sports footwear with outer soles of rubber or plastics; tennis shoes, basketball shoes, gym shoes, training shoes and the like; fitted with spikes, cleats or the like	2	4.511	16	54.848
64041120	Sports footwear with outer soles of rubber or plastics; tennis shoes, basketball shoes, gym shoes, training shoes and the like; for wrestling, weight-lifting or gymnastics	-	160	-	5.993
64041190	Sports footwear with outer soles of rubber or plastics; tennis, basketball, gym, training shoes & the like; other than fitted with spikes, cleats/ the like & other than for wrestling, weight-lifting or gymnastics	12.044.256	99.340.988	262.999.416	2.145.339.984
64041910	Footwear with outer soles of rubber or plastics; other than sports footwear; incorporating a protective toe-cap	23.389	158.877	585.662	3.133.392
64041990	Footwear with outer soles of rubber or plastics; other than sports footwear; other than incorporating a protective toe-cap	1.619.547	10.044.770	40.578.666	236.921.752
64042000	Footwear with outer soles of leather or composition leather and uppers of textile materials	38	10.980	5.016	438.854
64051000	Footwear with uppers of leather or composition leather	29.556	201.244	1.302.491	8.612.826
64052000	Footwear with uppers of textile materials	1.962	43.948	69.339	838.085
64059000	Footwear with uppers of other than leather or composition leather or textile materials	92.438	1.112.672	1.581.723	19.440.354
64061010	Uppers and parts thereof, other than stiffeners; with metal toe-cap	24.808	74.820	506.252	1.488.483
64061090	Uppers and parts thereof, other than stiffeners; other than metal toe-cap	156.386	960.705	6.760.257	45.107.754
64062010	Outer soles and heels; of rubber	64.886	390.423	600.546	4.624.848
64062020	Outer soles and heels; of plastics	30.599	90.906	585.284	1.621.669
64069010	Parts of footwear; removable in-soles, heel cushions and similar articles; gaiters, leggings and similar articles, and parts thereof; of wood	2.708	78.257	26.376	337.969
64069021	Parts of footwear; removable in-soles, heel cushions and similar articles; gaiters, leggings and similar articles, and parts thereof; of metal; of iron or steel	6	7.783	193	19.937
64069022	Parts of footwear; removable in-soles, heel cushions and similar articles; gaiters, leggings and similar articles, and parts thereof; of metal; of copper	14	14	1.825	1.825
64069029	Parts of footwear; removable in-soles, heel cushions and similar articles; gaiters, leggings and similar articles, and parts thereof; of metal; other than of iron or steel or copper or aluminium	5	248	50	6.062
64069041	Parts of footwear; removable in-soles, heel cushions and similar articles; gaiters, leggings and similar articles, and parts thereof; of rubber; in-soles	730	10.143	17.597	699.327
64069042	Parts of footwear; removable in-soles, heel cushions and similar articles; gaiters, leggings and similar articles, and parts thereof; of rubber; complete soles	-	3	-	7

Tabel 3 : Ekspor Indonesia menurut Komoditi (Kode HS 8 digit)

		Agustus 2022			
Kode H S	Uraian golongan barang	Berat bersih (Kg)		Nilai F.O.B. (U S \$)	
		Bulan ini	Kumulatif	Bulan ini	Kumulatif
(1)	(2)	(3)	(4)	(5)	(6)
64069049	Parts of footwear; removable in-soles, heel cushions and similar articles; gaiters, leggings and similar articles, and parts thereof; of rubber; other than in-soles or complete soles	5.394	77.489	142.110	1.497.830
64069051	Parts of footwear; removable in-soles, heel cushions and similar articles; gaiters, leggings and similar articles, and parts thereof; of plastics; in-soles	18.997	195.204	206.275	2.760.656
64069059	Parts of footwear; removable in-soles, heel cushions and similar articles; gaiters, leggings and similar articles, and parts thereof; of plastics; other than in-soles or complete soles	87	79.922	2.004	2.035.987
64069091	Parts of footwear; removable in-soles, heel cushions & similar articles; gaiters, leggings & similar articles & parts thereof; other than of wood/metal/rubber or plastic; for gaiters, leggings & similar articles & parts	12.090	66.707	82.678	686.183
64069099	Parts of footwear; removable in-soles, heel cushions and similar articles; other than gaiters, leggings and similar articles, and parts thereof; other than of wood or metal or rubber or plastic	81.908	424.380	960.546	6.825.584
65010000	Hat-forms, hat bodies and hoods of felt, neither blocked to shape nor with made brims; plateaux and manchons (including slit manchons), of felt	970	9.646	39.902	268.542
65020000	Hat-shapes, plaited or made by assembling strips of any material, neither blocked to shape, nor with made brims, nor lined, nor trimmed	-	2.883	-	63.407
65040000	Hats and other headgear, plaited or made by assembling strips of any material, whether or not lined or trimmed	21.407	98.453	441.384	1.877.445
65050010	Headgear of a kind used for religious purposes	17.549	70.795	82.758	300.069
65050020	Hair-nets of any materials	16	126	329	19.050
65050090	Hats, knitted or crocheted, or made up from lace, felt or other textile fabric, in the piece (but not in strips), whether or not lined or trimmed; whether or not lined or trimmed	252.987	2.152.478	5.191.594	40.765.156
65061010	Helmets for motorcyclists, whether or not lined or trimmed	122.171	999.717	1.646.837	13.467.119
65061020	Industrial safety helmets and firefighters' helmets, excluding steel helmets, whether or not lined or trimmed	83	700	144	8.458
65061030	Steel helmets, whether or not lined or trimmed	3	18	97	127
65061090	Safety headgear; other than helmets for motorcyclists or Industrial safety helmets and firefighters' helmets, excluding steel helmets or steel helmets or water polo; whether or not lined or trimmed	898	9.996	60.337	454.081
65069100	Headgear; other than safety headgear, whether or not lined or trimmed; of rubber or plastic	35	1.043	3.153	46.405
65069990	Headgear; other than safety headgear, whether or not lined or trimmed; of other materials; other than of fur skin	217.711	1.055.834	1.089.052	4.390.348
65070000	Head-bands, linings, covers, hat foundations, hat frames, peaks and chinstraps, for headgear	2.786	25.039	85.374	867.324
66011000	Garden or similar umbrellas	9.219	110.371	131.182	1.294.468
66019100	Umbrellas and sun umbrellas (including walking-stick umbrellas, garden umbrellas); having a telescopic shaft	2	1.436	17	20.630
66019900	Umbrellas and sun umbrellas (including walking-stick umbrellas, garden umbrellas); other than having a telescopic shaft	9.692	44.025	112.788	389.241
66020000	Walking-sticks, seat-sticks, whips, riding-crops and the like	1.001	67.212	13.676	123.246
66032000	Umbrella frames, including frames mounted on shafts (sticks)	1	539	2	9.644
66039010	Parts, trimmings and accessories; for articles of heading 6601	4.127	26.911	24.153	132.958
66039020	Parts, trimmings and accessories; for articles of heading 6602	222	1.924	7.089	30.084
67010000	Skins and other parts of birds with their feathers or down, feathers, parts of feathers, down and articles thereof (other than goods of heading 0505 and worked quills and scapes)	1.378	10.091	28.773	165.671

Tabel 3 : Ekspor Indonesia menurut Komoditi (Kode HS 8 digit)

Agustus 2022

Kode H S	Uraian golongan barang	Berat bersih (Kg)		Nilai F.O.B. (U S \$)	
		Bulan ini	Kumulatif	Bulan ini	Kumulatif
(1)	(2)	(3)	(4)	(5)	(6)
67021000	Artificial flowers, foliage, fruit and parts thereof; of plastics	165	295	579	1.259
67029010	Artificial flowers, foliage, fruit and parts thereof; of paper	1.589	1.709	2.426	2.588
67029020	Artificial flowers, foliage, fruit and parts thereof; of textile materials	1	6	40	391
67029090	Artificial flowers, foliage, fruit and parts thereof; of other materials; other than of paper or of textile materials	9.507	47.252	124.140	974.831
67030000	Human hair, dressed, thinned, bleached or otherwise worked; wool or other animal hair or other textile materials, prepared for use in making wigs or the like	52.340	290.345	262.730	1.493.016
67041100	Complete wigs; of synthetic textiles materials	613.538	5.013.091	18.756.056	139.142.731
67041900	False beards, eyebrows and eyelashes, switches and the like; of synthetic textiles materials	128.609	1.271.564	9.299.132	65.199.476
67042000	Wigs, false beards, eyebrows and eyelashes, switches and the like; of human hair	41.857	520.317	7.106.402	65.827.197
67049000	Wigs, false beards, eyebrows and eyelashes, switches and the like; of other materials	42.988	364.127	2.233.831	17.531.939
68010000	Setts, curbstones and flagstones, of natural stone (except slate)	798.512	6.090.615	451.714	3.205.815
68021000	Tiles, cubes & similar, whether/not rectangular (incl square) the largest face of which is capable of being enclosed in a square the side of which is <7 cm; artificially coloured granules, chippings & powder	647.994	5.602.928	611.823	5.056.563
68022100	Marble, travertine and alabaster; simply cut or sawn, with a flat or even surface	440.450	3.967.104	477.762	2.989.974
68022300	Granite; simply cut or sawn, with a flat or even surface	2.455	15.586	7.632	25.113
68022910	Other monumental or building stone and articles thereof, simply cut or sawn, with a flat or even surface; other calcareous stone	-	15.202	-	10.751
68022990	Other monumental or building stone and articles thereof, simply cut or sawn, with a flat or even surface; other than calcareous stone	1.737.686	11.358.266	1.127.277	8.745.609
68029110	Other articles monumental or building stone; marble	188.210	1.528.404	446.685	2.368.084
68029190	Other articles monumental or building stone; travertine and alabaster	24.087	333.670	34.938	727.474
68029200	Other articles monumental or building stone; other calcareous stone	21.050	142.117	33.626	238.224
68029390	Other articles monumental or building stone; granite; other than polished slabs	48.826	350.608	57.077	461.059
68029900	Other articles monumental or building stone; other stone; other than granite or calcareous stone or marble or travertine and alabaster)	974.472	11.375.550	972.701	11.559.697
68030000	Worked slate and articles of slate or of agglomerated slate	41.740	105.003	5.032	12.812
68041000	Millstones and grindstones for milling, grinding or pulping	377.574	2.443.947	1.174.849	7.755.444
68042100	Millstones, grindstones, grinding wheels and the like; of agglomerated synthetic or natural diamond	4.711	145.692	519.204	4.774.581
68042200	Millstones, grindstones, grinding wheels and the like; of other agglomerated abrasives or of ceramics	44.784	322.746	112.879	784.212
68042300	Millstones, grindstones, grinding wheels and the like; of natural stone	8.115	86.402	31.116	156.648
68043000	Hand sharpening or polishing stones	491	959	3.251	7.306
68051000	Natural or artificial abrasive powder or grain on a base of woven textile fabric only	14.534	180.413	123.097	1.314.258
68052000	Natural or artificial abrasive powder or grain on a base of paper of paperboard only	4.256	70.851	25.452	184.971
68053000	Natural or artificial abrasive powder or grain on a base of other materials	436	30.387	4.394	223.944
68061000	Slag wool, rock wool and similar mineral wools in bulk or sheets or rolls	589.417	3.829.093	732.207	4.802.747
68069000	Mixture and article of heat or sound insulating or sound absorb mineral waters	11.762	133.424	27.904	279.352
68079010	Articles of asphalt or of similar material, not in rolls; tiles	2.162	7.183	833	2.802

Tabel 3 : Ekspor Indonesia menurut Komoditi (Kode HS 8 digit)

Agustus 2022

Kode H S	Uraian golongan barang	Berat bersih (Kg)		Nilai F.O.B. (U S \$)	
		Bulan ini	Kumulatif	Bulan ini	Kumulatif
(1)	(2)	(3)	(4)	(5)	(6)
68079090	Articles of asphalt or of similar material, not in rolls; other than tiles	62.182	998.932	32.797	587.901
68080020	Roofing tiles, of vegetable fibre, of straw or of shavings	2	273	51	289
68080040	Tiles, of vegetable fibre, of straw or of shavings; other than roofing tiles	29.306	164.618	165.812	683.367
68080091	Panels, boards, blocks and similar articles of vegetable fibre	-	2.941	-	16.335
68080099	Panels, boards, blocks and similar articles, of straw or of shavings, chips, particles, sawdust or other waste, of wood, agglomerated with cement, plaster or other mineral binders	96.258	1.345.427	46.581	1.308.153
68091100	Board, sheet, panels ,tiles and similiar, not ornamented, faced or reinforced with paper or paperboard only	3.121.197	24.595.258	520.578	4.168.103
68091990	Articles of plaster of compositions based on plaster; boards, sheets, panels; not ornamented	-	4.153	-	3.879
68099010	Dental moulds of plaster	70	180	2.571	6.039
68099090	Articles of plaster of compositions based on plaster; other than those of HS 68091100 - 68099010	2.008	28.224	2.387	15.946
68101100	Building blocks and bricks, of cement, of concrete or of artificial stone, whether or not reinforced	1.842.379	5.493.077	162.975	489.142
68101910	Tiles, of cement, of concrete or of artificial stone, whether or not reinforced	919	146.381	1.395	44.742
68101990	Flagstones, of cement, of concrete or of artificial stone, whether or not reinforced	258.123	2.051.343	239.629	2.883.420
68109110	Building piles of concrete	-	123	-	71
68109190	Prefabricated structural components for building or civil engineering; other than building piles of concrete	1.213.201	10.843.477	542.738	5.900.645
68109900	Articles of cement,of concrete/of artificial stone,whether/not reinforced;oth than tiles,flagstones,bricks&similar articles oth than prefabricated structural components for building/civil engineering	1.524.622	4.940.914	884.184	6.490.091
68114010	Corrugated sheets containing asbestos	201.560	1.969.293	36.290	344.403
68114022	Sheets, panels, tiles and similar articles containing asbestos for roofing facing or partitioning	-	326	-	2.140
68114029	Sheets, panels, tiles and similar articles containing asbestos; other than floor or wall tiles containing plastics; other than for roofing facing or partitioning	165.870	746.226	107.464	400.245
68114030	Tubes or pipes containing asbestos	-	5	-	167
68114040	Tubes or pipes fittings containing asbestos	29	29	340	340
68114050	Articles of asbestos-cement, of cellulose fibre-cement or the like; containing asbestos; of a kind used for building construction of containing asbestos	-	15.000	-	14.806
68114090	Articles of asbestos-cement, of cellulose fibre-cement or the like; containing asbestos; other than those of HS 68114010 - 68114050	3	5.663	57	4.812
68118100	Corrugated sheets not containing asbestos	1.653.120	9.786.524	348.600	2.037.884
68118220	Sheets, panels, tiles and similar articles not containing asbestos for roofing facing or partitioning	-	3.139.896	-	605.027
68118290	Sheets, panels, tiles and similar articles not containing asbestos; other than floor or wall tiles containing plastics; other than for roofing facing or partitioning	10.838.879	67.864.232	2.375.956	14.791.298
68118920	Tubes or pipes fittings not containing asbestos	-	3.830	-	820
68118930	Articles of asbestos-cement, of cellulose fibre-cement or the like; not containing asbestos; of a kind used for building construction of containing asbestos	-	21.001	-	1.931
68118990	Articles of asbestos-cement, of cellulose fibre-cement or the like; not containing asbestos; n.e.c. in heading 6811	550.080	3.537.641	129.888	861.968
68128020	Clothing of crocidolite fibres	-	64	-	430
68128050	Clothing accessories,footwear&headgear;fabricated crocidolite fibre;mixt with a basis of crocidolite/crocidolite & magnesium carbonate;yarn&thread;cords & strings,whether/not plaited;woven fabrics	1.129	6.243	33.234	204.077

Tabel 3 : Ekspor Indonesia menurut Komoditi (Kode HS 8 digit)

Agustus 2022

Kode H S	Uraian golongan barang	Berat bersih (Kg)		Nilai F.O.B. (U S \$)	
		Bulan ini	Kumulatif	Bulan ini	Kumulatif
(1)	(2)	(3)	(4)	(5)	(6)
68128090	Fabricated asbestos fibres; of crocidolite fibres; other than those of HS 68128020 - 68128050	0	469	2	4.964
68129110	Clothing other than of crocidolite fibres	313	5.333	3.830	115.935
68129190	Clothing accessories, footwear and headgear, other than of crocidolite fibres	-	92	-	400
68129920	Floor or wall tiles, other than of crocidolite	118.005	567.326	7.390	79.928
68129930	Paper, millboard and felt, other than of crocidolite	-	64	-	1.120
68129940	Compressed asbestos fibre jointing, in sheets or rolls, other than of crocidolite	-	35	-	8.998
68129990	Fabricated asbestos fibres and other mixtures with a basis of asbestos other than of crocidolite; n.e.c. in heading 6812	274	2.067	1.616	13.611
68132010	Brake lining and pad of friction material and articles, containing asbestos	67	9.777	6.624	17.092
68132090	Friction material and articles thereof, not mounted; containing asbestos; other than brake lining and pad	-	185	-	7.008
68138100	Brake lining and pad of friction material and articles, not containing asbestos	80.064	663.029	419.043	2.793.325
68138900	Friction material and articles thereof, not mounted; not containing asbestos; other than brake lining and pad	21.778	140.182	266.877	1.871.322
68141000	Plates, sheets, strips, of agglomerated or reconstituted mica, whether or not on a support	-	2.653	-	13.090
68149000	Worked mica and articles of mica whether or not on a support of paper, paperboard or other materials; other than plates, sheets and strips of agglomerated or reconstituted mica	625	8.906	4.574	43.646
68151100	Carbon fibres	-	2	-	99
68151310	Yarn or thread of carbon fibres	2.255	4.717	4.820	7.750
68151390	Other than yarn or thread of carbon fibres	1.940	2.440	2.341	2.772
68151910	Yarn or thread of other carbon fibres	-	5.568	-	4.935
68151920	Bricks, paving slabs, floor tiles and similar articles of other carbon fibres	59.130	1.066.849	61.447	949.341
68151990	Articles of carbon fibres for non-electrical uses; other articles of graphite or other carbon for non-electrical uses; other than those of HS 68151100 - 68151920	10.474	109.135	17.421	393.473
68152000	Articles of peat	-	18.250	-	4.708
68159900	Articles of stone or of other mineral substances not containing magnesite, magnesia in the form of periclase, dolomite including in the form of dolime, or chromite	689.125	2.639.076	560.726	4.737.242
69010000	Bricks, blocks, tiles and other ceramic goods of siliceous fossil meals (for example, kieselguhr, tripolite or diatomite) or of similar siliceous earths	160.374	1.201.094	58.261	412.204
69021000	Refractory bricks, blocks, tiles and similar refractory ceramic constructional goods containing by weight, more than 50 % of the elements Mg, Ca or Cr, expressed as MgO, CaO or Cr2O3	-	20.130	-	157
69022000	Refractory bricks, blocks, tiles and similar refractory ceramic constructional goods containing by weight more than 50% of alumina (Al2O3), of silica (SiO2) of a mixture or compound of these products	72.000	549.480	13.680	149.625
69029000	Refractory bricks, blocks, tiles and similar refractory ceramic constructional goods, other than those of siliceous fossil meals or similar siliceous earths; n.e.c. in heading 6902	444.471	3.741.571	95.229	782.649
69032000	Other refractory ceramic goods containing by weight more than 50 % of alumina (Al2O3) or of a mixture or compound of alumina and of silica (SiO2)	58	11.434	278	46.575
69039000	Other refractory ceramic goods, other than those of siliceous fossil meals or of similar siliceous earths; n.e.c. in heading 6903	16.152	300.260	151.880	991.930
69041000	Ceramics building bricks	38.703	271.976	3.190	36.977
69049000	Flooring blocks, support or filler tiles and the like	210.759	1.755.348	54.555	435.533
69051000	Roofing tiles of ceramic	103.286	1.248.838	23.603	307.433

Tabel 3 : Ekspor Indonesia menurut Komoditi (Kode HS 8 digit)

Agustus 2022

Kode H S	Uraian golongan barang	Berat bersih (Kg)		Nilai F.O.B. (U S \$)	
		Bulan ini	Kumulatif	Bulan ini	Kumulatif
(1)	(2)	(3)	(4)	(5)	(6)
69059000	Chimney pot, cowl, chimney liner, architect ornament & other ceramic construction	3.806	44.003	1.727	21.638
69060000	Ceramic pipes, conduits ,guttering, pipe fittings	1	4	0	7
69072110	Lining tiles of a kind used for grinding mills, other than those of subheadings 690730 and 690740; unglazed; of a water absorption coefficient by weight not exceeding 0.5% :	549	8.674	1.772	21.246
69072121	Flag and paving,hearth/wall tile; unglazed other than of subheading 690730 & 690740 in a square the side of which is less than 7 cm and water absorption coefficient by weight not exceeding by 0.5%	-	62	-	378
69072122	Ceramic, wall tile, unglazed; large other than of subheading 690730 & 690740 in a square the side of which is less than 7 cm and water absorption coefficient by weight not exceeding by 0.5%	19.914	39.986	9.684	21.312
69072123	Flag and paving,hearth/wall tile; glazed other than of subheading 690730 & 690740 in a square the side of which is less than 7 cm and water absorption coefficient by weight not exceeding by 0.5%	466.456	1.696.281	78.105	363.751
69072124	Ceramic, wall tile, glazed; large other than of subheading 690730 & 690740 in a square the side of which is less than 7 cm and water absorption coefficient by weight not exceeding by 0.5%	432.388	1.657.579	96.030	379.617
69072191	Flag and paving,hearth/wall tile; unglazed other than of subheading 690730 & 690740 in a square the side of which is 7 cm or more and water absorption coefficient by weight not exceeding by 0.5%	56.219	442.369	28.699	231.505
69072192	Ceramic, wall tile, unglazed; large other than of subheading 690730 & 690740 in a square the side of which is 7 cm or more and water absorption coefficient by weight not exceeding by 0.5%	-	1.881	-	508
69072193	Flag and paving,hearth/wall tile; glazed other than of subheading 690730 & 690740 in a square the side of which is 7 cm or more and water absorption coefficient by weight not exceeding by 0.5%	2.409.259	16.958.801	1.263.728	9.149.919
69072194	Ceramic, wall tile, glazed; large other than of subheading 690730 & 690740 in a square the side of which is 7 cm or more and water absorption coefficient by weight not exceeding by 0.5%	4.706.503	23.929.916	1.200.426	7.339.559
69072213	Flag and paving,hearth/wall tile; glazed other than of subheading 690730 & 690740 in a square the side of which is < 7 cm and water absorption coefficient by weight exceeding 0.5% but not exceeding 10%	51.770	998.183	11.997	232.471
69072291	Flag and paving,hearth/wall tile; unglazed other than of subheading 690730 & 690740 in a square side of which is ≥ 7 cm and water absorption coefficient by weight exceeding 0.5% but not exceeding 10%	231.660	952.380	34.398	137.202
69072293	Flag and paving,hearth/wall tile; glazed other than of subheading 690730 & 690740 in a square the side of which is ≥ 7 cm and water absorption coefficient by weight exceeding 0.5% but not exceeding 10%	4.340.693	52.229.204	785.862	9.457.093
69072294	Ceramic, wall tile, glazed; large other than of subheading 690730 & 690740 in a square the side of which is ≥ 7 cm and water absorption coefficient by weight exceeding 0.5% but not exceeding 10%	947.349	6.528.608	260.235	1.577.993
69072311	Flag and paving,hearth/wall tile; unglazed other than of subheading 690730 & 690740 in a square the side of which is less than 7 cm and water absorption coefficient by weight exceeding 10%	-	732	-	860
69072312	Ceramic, wall tile, unglazed; large other than of subheading 690730 & 690740 in a square the side of which is less than 7 cm and water absorption coefficient by weight exceeding 10%	-	31	-	371

Tabel 3 : Ekspor Indonesia menurut Komoditi (Kode HS 8 digit)

		Agustus 2022			
Kode H S	Uraian golongan barang	Berat bersih (Kg)		Nilai F.O.B. (U S \$)	
		Bulan ini	Kumulatif	Bulan ini	Kumulatif
(1)	(2)	(3)	(4)	(5)	(6)
69072313	Flag and paving,hearth/wall tile; glazed other than of subheading 690730 & 690740 in a square the side of which is less than 7 cm and water absorption coefficient by weight exceeding 10%	2.888.767	27.392.358	611.619	5.610.425
69072393	Flag and paving,hearth/wall tile; glazed other than of subheading 690730 & 690740 in a square the side of which is \geq 7 cm and water absorption coefficient bby weight exceeding 10%	1.732.728	4.909.285	487.962	1.344.901
69072394	Ceramic, wall tile, glazed; large other than of subheading 690730 & 690740 in a square the side of which is \geq 7 cm and water absorption coefficient by weight exceeding 10%	6.855.227	62.350.414	1.261.739	10.785.435
69073019	Mosaic cubes and the like, other than subheading 690740; unglazed, having the largest face of which is capable of being enclosed in a square the side of which is 7 cm or more	424	424	1.731	1.731
69073091	Mosaic cubes and the like, other than subheading 690740, glazed; having the largest face of which is capable of being enclosed in a square the side of which is less than 7 cm	-	25.705	-	43.683
69073099	Mosaic cubes and the like, other than subheading 690740, glazed; lhaving the largest face of which is capable of being enclosed in a square the side of which is 7 cm or more	4.851	23.738	2.106	7.444
69074010	Finishing ceramics of a kind used for lining grinding mills; unglazed	5.939	29.832	94.714	485.858
69074021	Finishing ceramics of other articles, having largest surface area visible after mounting is not exceeding 49 cm ² ; unglazed	140	346	579	1.479
69074022	Finishing ceramics of other articles, having largest surface area visible after mounting is not exceeding 49 cm ² ; glazed	72.570	453.718	26.540	150.589
69074091	Finishing ceramics of other articles, having largest surface area visible after mounting is more than 49 cm ² ; unglazed	-	19	-	1.005
69074092	Finishing ceramics of other articles, having largest surface area visible after mounting is more than 49 cm ² ; glazed	-	2	-	10
69091100	Ceramic of porcelain or china for laboratory, chemical other technical use	375.549	6.466.328	1.770.010	32.063.167
69091200	Article having a hardness equivalent to 9 or more on the Mohs scale for laboratory, chemical other technical use	1	2	1	6
69091900	Ceramic wares for laboratory, chemical or other technical uses, other than articles having a hardness equivalent to 9 or more on the Mohs scale or of porcelain or china	747.111	5.696.923	8.887.439	63.350.709
69099000	Ceramic wares; pots, jars and similar articles of a kind used for the conveyance or packing of goods and ceramic troughs, tubs and similar receptacles used in agriculture	20.535	241.554	39.194	517.339
69101000	Ceramic sinks, wash basins, wash basin, of porcelain or china	657.277	8.034.474	1.816.259	20.020.389
69109000	Ceramic sinks, wash basins, wash basin, other than of porcelain or china	27.576	249.721	166.605	697.877
69111000	Tableware and kitchenware, of porclain or china	1.245.257	8.901.346	7.349.110	54.433.856
69119000	Other household articles and toilet articles, of porcelain or china	36.930	308.654	235.773	1.201.045
69120000	Ceramic tableware, kitchenware, other household articles and toilet articles, other than of porcelain or china	417.942	4.266.014	1.370.150	13.150.695
69131010	Ornamental cigarette box and ashtray, of porcelain or china	-	255	-	1.352
69131090	Statuettes and other ornamental ceramic articles, of porcelain or china; other than ornamental cigarette boxes and ashtrays	8.009	195.240	80.842	882.381
69139010	Ornamental cigarette box and ashtray, other than of porcelain or china	63	18.468	934	145.259
69139090	Statuettes and other ornamental ceramic articles, other than of porcelain or china; other than ornamental cigarette boxes and ashtrays	55.520	614.298	189.795	2.489.620
69141000	Other ceramic articles, of porcelain or china	16.647	868.172	83.796	4.085.587
69149000	Other ceramic articles, other than of porcelain or china	317.581	2.020.819	214.740	1.749.923
70021000	Glass in balls	-	403	-	2.149

Tabel 3 : Ekspor Indonesia menurut Komoditi (Kode HS 8 digit)

Agustus 2022

Kode H S	Uraian golongan barang	Berat bersih (Kg)		Nilai F.O.B. (U S \$)	
		Bulan ini	Kumulatif	Bulan ini	Kumulatif
		(1)	(2)	(3)	(4)
70022000	Glass in rods	-	147	-	118.438
70023110	Fused quartz or fused silica of a kind used to manufacture vacuum tubes	6	6	55	55
70023190	Fused quartz or fused silica of a kind used to other than manufacture vacuum tubes	3	60	11	12.679
70023210	Tube of other glass having a linear coefficient of expansion not exceeding 5 x 10 ⁻⁶ per Kelvin within a temperature range of 0 oC to 300 oC of a kind used to manufacture vacuum tubes	-	5	-	29
70023230	Borosilicate glass tubes of a kind used to manufacture phial/ampoules having a linear coefficient of expansion not exceeding 5x10 ⁻⁶ per Kelvin within a temperature range of 0 oC to 300 oC	-	14.949	-	35.268
70023240	Glass in tubes, unworked, having a linear coefficient of expansion < 5x10 ⁻⁶ per Kelvin w/ temperature range of 0 oC to 300 oC; of clear neutral borosilicate glass,w/ diameter ≥ 3mm but < 22mm	-	350	-	394
70023920	Glass in tubes, unworked, of clear neutral borosilicate glass, with a diameter of 3 mm or more but not more than 22 mm	435	12.313	3.843	7.175
70023990	Glass in tubes, unworked, n.e.c. in heading 7002	953	7.493	15.851	97.146
70031210	Cast and rolled glass in non-wired sheet; coloured; opacified; flashed reflecting or non layer; optical glass, not optically worked	-	7	-	25
70031220	Cast & rolled glass in non-wired sheet; coloured; opacified; flashed reflecting or non layer; other than optical glass; in squares or rectangular shape, whether or not one or more corners have been cut	798	5.338	984	9.725
70031290	Cast & rolled glass in non-wired sheet; coloured; opacified; flashed reflecting or non layer; other than optical glass; other than in squares or rectangular shape	3.095	16.717	2.334	52.473
70031910	Cast and rolled glass in non-wired sheet; not coloured, opacified, flashed reflecting or non layer; optical glass, not optically worked	1	18	520	2.379
70031920	Cast & rolled glass in non-wired sheet; not coloured, opacified, flashed reflecting/ non layer; other than optical glass; in squares/rectangular shape, whether or not one or more corners have been cut	10	10	5	5
70031990	Cast & rolled glass in non-wired sheet; not coloured, opacified, flashed reflecting/ non layer; other than optical glass; other than in squares or rectangular shape	10.166	216.756	9.955	185.251
70033010	Cast glass and rolled glass in profiles; in squares or rectangular shape, whether or not one or more corners have been cut	-	112	-	507
70033090	Cast glass and rolled glass in profiles; other than in squares or rectangular shape	-	1.931	-	5.833
70042020	Optical glass in squares or rectangular shape, whether or not one/more corners have been cut; coloured, opacified, flashed or having an absorbent, reflecting or non-reflecting layer; optically worked	-	11	-	14
70042090	Optical glass ; coloured throughout, opacified, flashed or having an absorbent, reflecting or non-reflecting layer; optically work; other than in squares or rectangular shape	15	3.333	400	85.857
70049010	Optical glass, not optically worked; not coloured throughout the mass (body tinted), opacified, flashed or having an absorbent, reflecting or non-reflecting layer	-	61	-	150
70049020	Optical glass in squares or rectangular shape, whether or not one/more corners have been cut; not coloured, opacified, flashed /having an absorbent, reflecting/non-reflecting layer; optically worked	-	25	-	60
70049090	Optical glass; not coloured throughout, opacified, flashed or having an absorbent, reflecting or non-reflecting layer; optically work; other than in squares or rectangular shape	279	63.419	727	136.859

Tabel 3 : Ekspor Indonesia menurut Komoditi (Kode HS 8 digit)

Agustus 2022

Kode H S	Uraian golongan barang	Berat bersih (Kg)		Nilai F.O.B. (U S \$)	
		Bulan ini	Kumulatif	Bulan ini	Kumulatif
(1)	(2)	(3)	(4)	(5)	(6)
70051010	Optical float glass, not optically worked, having an absorbent, reflecting or non- reflecting layer	5.631.672	45.491.527	2.180.008	18.216.459
70051090	Non-wired glass, having an absorbent, reflecting or non- reflecting layer; other than optical float glass, not optically worked	1.414.979	20.340.319	1.129.025	14.951.726
70052110	Optical float glass, not optically worked; coloured throughout, opacified, flashed or merely surface ground; not having an absorbent, reflecting or non- reflecting layer	10.548.207	52.077.525	5.290.196	24.203.565
70052190	Other non-wired glass; coloured throughout, opacified, flashed or merely surface ground; not having an absorbent, reflecting or non- reflecting layer	12.996.157	104.570.843	5.278.387	41.711.720
70052990	Other non-wired glass; not coloured throughout, opacified, flashed or merely surface ground; not having an absorbent, reflecting or non- reflecting layer	635.614	6.685.465	259.515	2.682.511
70053090	Wired glass, other than in squares or rectangular shape, whether or not one or more corners have been cut	18.985	25.445	110.273	142.532
70060010	Optical glass, not optically worked	4	253	36	24.854
70060090	Glass of heading 7003, 7004 or 7005, bent, edge-worked, engraved, drilled, enamelled or otherwise worked, but not framed or fitted with other materials; other than optical glass	5.026	52.258	9.504	101.409
70071110	Toughened (tempered) safety glass suitable for vehicles of chapter 87	176.590	1.835.882	500.546	4.871.477
70071120	Toughened (tempered) safety glass suitable for aircraft, spacecraft of chapter 88	66	166	49.970	106.859
70071190	Toughened (tempered) safety glass suitable other than of chapter 87 and 88	1.091	1.353	806	2.034
70071910	Toughened (tempered) safety glass suitable for machine of heading 8429 or 8430	-	7	-	426
70071990	Toughened (tempered) safety glass suitable for other machinery	30.039	364.875	129.803	659.567
70072110	Laminated safety glass suitable for vehicles of chapter 87	540.613	3.744.365	1.088.027	8.012.044
70072190	Toughened (tempered) safety glass suitable other than of chapter 87 and 88	-	1	-	161
70072990	Laminated safety glass suitable for other machinery	37.042	568.697	28.329	659.549
70080000	Multiple-walled insulating units of glass	64.219	471.182	216.124	1.303.678
70091000	Rear-view mirrors for vehicles	19.952	176.178	544.500	3.570.115
70099100	Unframed glass mirrors	1.500.267	12.267.202	1.187.213	9.033.133
70099200	Framed glass mirrors	189.221	1.803.315	1.123.931	9.237.537
70101000	Ampoules of glass	16.481	175.421	177.671	1.580.258
70102000	Stoppers, lids and other closures of glass	-	2.619	-	13.266
70109040	Bottles and phials, of a kind used for antibiotics, serums and other injectable liquids; bottles of a kind used for intravenous fluids	240.799	1.927.165	2.294.281	16.530.240
70109091	Flasks, jars, pots, and other containers, of glass, of a kind used for the conveyance or packing of goods; preserving jars of glass; of a capacity exceeding 1 l	230	12.660	650	7.305
70109099	Flasks, jars, pots, and other containers, of glass, of a kind used for the conveyance or packing of goods; preserving jars of glass; of a capacity not exceeding 1 l	2.761.749	39.651.931	1.295.849	19.514.346
70111090	Glass envelops for electric lighting; other than stems	70	1.992	3.496	38.052
70112000	Glass envelops for cathode-ray tubes	9	220	172	2.381
70119000	Glass envelopes (including bulbs and tubes), open, and glass parts thereof, without fittings; other than in subheading 701110 - 701112	1	188	425	1.152
70131000	Glassware of a kind used for table, kitchen, toilet, office, indoor decoration or similar purposes (other than that of heading 7010 or 7018), of glass-ceramic	6.132	118.013	12.788	282.475
70132800	Stemware drinking glasses, other than of glass ceramics; other than of lead crystal	53.118	429.854	101.428	635.406
70133300	Drinking glasses, other than glass ceramics; of lead crystal	-	3.158	-	2.881

Tabel 3 : Ekspor Indonesia menurut Komoditi (Kode HS 8 digit)

		Agustus 2022			
Kode H S	Uraian golongan barang	Berat bersih (Kg)		Nilai F.O.B. (U S \$)	
		Bulan ini	Kumulatif	Bulan ini	Kumulatif
(1)	(2)	(3)	(4)	(5)	(6)
70133700	Drinking glasses, other than of glass ceramics; other than of lead crystal	101.944	1.193.210	99.810	1.106.230
70134100	Glassware of a kind used for table (other than drinking glasses) or kitchen purposes, other than glass ceramics; of lead crystal	-	32	-	5.272
70134200	Glassware of a kind used for table (oth than drinking glasses)/kitchen purposes, oth than glass ceramics; of glass, linear coefficient of expansion $\leq 5 \times 10^{-6}$ per Kelvin, temperature of 0 oC to 300 oC	-	4.269	-	15.980
70134900	Glassware of a kind used for table (other than drinking glasses) or kitchen purposes, other than of glass-ceramics; other than those in HS 70134100 - 70134200	3.031.981	19.387.261	2.286.332	14.969.121
70139100	Glassware of a kind used for table, kitchen, toilet, office, indoor decoration or similar purposes; other than those of subheading 701310 - 701349; of lead crystal	-	2.154	-	6.291
70139900	Glassware of a kind used for table, kitchen, toilet, office, indoor decoration or similar purposes; other than those of subheading 701310 - 701349; other than of lead crystal	154.976	2.606.309	524.764	7.861.349
70140010	Signalling glassware and optical elements of glass (other than those of heading 7015), not optically worked, of a kind suitable for use in motor vehicles	3	4	75	83
70140090	Signalling glassware and optical elements of glass (other than those of heading 7015), not optically worked, other than of a kind suitable for use in motor vehicles	19	143	475	4.560
70151000	Glasses for corrective spectacles	436	1.511	30.952	124.151
70159010	Clock or watch glasses	-	165	-	1.113
70159090	Glasses for non-corrective spectacles, curved, bent, hollowed or the like, not optically worked; hollow glass spheres and their segments, for the manufacture of such glasses	1	44	149	588
70161000	Glass cubes and other glass smallwares, whether or not on a backing, for mosaics or similar decorative purposes	5.049	10.161	56.965	185.910
70169000	Paving blocks,slabs,bricks,squares,tiles&oth articles of pressed glass,whether/not wired,for building purposes;leaded lights;multicellular/foam glass in blocks,panels,plates,shells/similar forms	1.486.625	19.552.281	657.198	9.089.637
70171090	Laboratory, hygienic or pharmaceutical glassware, whether or not graduated or calibrated; of other fused silica	-	26	-	332
70172000	Laboratory, hygienic/pharmaceutical glassware,whether/not graduated/calibrated; of oth glass having a linear coefficient of expansion $\leq 5 \times 10^{-6}$ per Kelvin within a temperature range of 0 oC to 300 oC	3.326	44.179	80.222	900.006
70179000	Laboratory, hygienic or pharmaceutical glassware, whether or not graduated or calibrated; n.e.c. in heading 7017	13.390	151.596	225.870	2.392.433
70181010	Glass beads	845	5.879	12.762	108.003
70181090	Imitation pearls, imitation precious or semi-precious stonesand similar glass smallwares	1.205	7.228	5.336	46.375
70182000	Glass microspheres not exceeding 1 mm in diameter	-	37	-	550
70189010	Glass eyes other than prosthetic articles	-	6.684	-	11.097
70189090	Statuettes and other ornaments of lamp- worked glass, other than imitation jewellery	248	8.717	2.861	36.977
70191100	Chopped strands of a length of not more than 50 mm	40	4.661	1.181	20.751
70191200	Rovings	28.154	54.313	105.405	177.479
70191300	Other yarn, slivers	-	4.570	-	19.914
70191400	Mechanically bonded mats	352	352	567	567
70191500	Chemically bonded mats	21.342	36.938	44.858	193.751
70191900	Glass fibres and articles thereof; slivers, rovings, yarn and chopped strands and mats thereof, other than in subheading 701911 to 701915	34.390	210.367	37.009	861.961
70196100	Closed woven fabrics of rovings; mechanically bonded fabrics	7.137	10.737	10.460	16.430

Tabel 3 : Ekspor Indonesia menurut Komoditi (Kode HS 8 digit)

Agustus 2022

Kode H S	Uraian golongan barang	Berat bersih (Kg)		Nilai F.O.B. (U S \$)	
		Bulan ini	Kumulatif	Bulan ini	Kumulatif
(1)	(2)	(3)	(4)	(5)	(6)
70196400	Closed woven fabrics, plain weave, of yarns, coated or laminated; mechanically bonded fabrics	783	5.568	6.021	41.982
70196600	Open woven fabrics of a width exceeding 30 cm; mechanically bonded fabrics	44.437	227.156	215.992	770.836
70197100	Veils (thin sheets); chemically bonded fabrics	14.645	14.645	2.142	2.142
70198010	Glass wool	-	22.553	-	177.517
70199030	Glass fibre, excluding glass wool	47	175	114	562
70199040	Asphalt or coal-tar impregnated glass fibre outerwrap of a kind used for pipelines	3	7	1.135	1.159
70199050	Woven fabrics of rovings	-	18.100	-	27.858
70199090	Glass fibres and articles thereof; other than those of HS 70191100 - 70199050	9.671	45.006	73.101	353.718
70200011	Glass moulds, of a kind used for the manufacture of acrylic goods	884	11.745	2.667	56.751
70200019	Glass moulds, of a kind other than used for the manufacture of acrylic goods	11.706	150.068	31.223	465.703
70200020	Quartz reactor tubes and holders designed for insertion into diffusion and oxidation furnaces for production of semiconductor wafers	228	3.988	3.623	12.191
70200030	Glass inners for vacuum flasks or other vacuum vessels	4.241	4.241	15.793	15.793
70200090	Other articles of glass; n.e.c in heading 7020	34.550	314.139	86.957	850.717
71012100	Unworked cultured pearls	193	6.309	1.085.327	32.440.430
71012200	Worked cultured pearls	4	161	9.649	1.592.875
71022900	Industrial diamond, worked	0	1	26.612	317.558
71023900	Non-industrial diamond, worked	-	0	-	571.053
71031010	Rubies, unworked or simply sawn or roughly shaped	1	132	5	249
71031090	Precious stones (other than diamonds) and semi-precious stones, unworked or simply sawn or roughly shaped; other than rubies or jade	7.906	37.939	10.281	128.425
71039110	Rubies, worked	-	5	-	328
71039190	Sapphires and emeralds, worked	48	19.264	1.329	26.913
71039900	Precious stones (other than diamonds) and semi-precious stones, worked; other than rubies, sapphires and emeralds	10.446	99.014	106.787	789.953
71041020	Piezo-electric quartz, worked	60	120	120	282
71042900	Synthetic or reconstructed precious or semi-precious stones, other than diamonds, unworked or simply sawn or roughly shaped	-	138	-	2.451
71049100	Synthetic or reconstructed diamonds, worked	236	236	1.860	1.870
71049900	Synthetic or reconstructed precious or semi-precious stones, other than diamonds, worked	123	3.596	12.968	248.396
71059000	Dust and powder of natural or synthetic precious or semi-precious stones, other than of diamonds	-	93	-	4.590
71069100	Silver, unwrought	12.642	110.469	7.724.426	77.104.879
71081210	Non-monetary gold in unwrought forms; in lumps, ingots or cast bars	1.544	12.097	87.628.929	718.678.531
71081290	Non-monetary gold in unwrought forms; other than in lumps, ingots or cast bars	-	70	-	5.884
71110090	Base metals, other than silver or gold, clad with platinum, not further worked than semi-manufactured	-	120	-	960
71123000	Ash containing precious metal or precious metal compounds	-	1.066	-	1.597.865
71129100	Waste and scrap of gold, including metal clad with gold but excluding sweepings containing other precious metals	4	997	46.416	58.375.207
71129200	Waste and scrap of platinum, including metal clad with platinum but excluding sweepings containing other precious metals	4.844	10.807	601.742	2.087.815
71129910	Waste and scrap of silver, including metal clad with silver but excluding sweepings containing other precious metals	4.533	25.054	301.037	2.318.376
71129990	Waste & scrap of precious metal (other than of gold, platinum, silver); waste & scrap containing precious metal/metal compounds, principally for the recovery of precious metal other than goods of heading 8549	148.500	1.043.148	115.942.012	818.631.917

Tabel 3 : Ekspor Indonesia menurut Komoditi (Kode HS 8 digit)

		Agustus 2022			
Kode H S	Uraian golongan barang	Berat bersih (Kg)		Nilai F.O.B. (U S \$)	
		Bulan ini	Kumulatif	Bulan ini	Kumulatif
(1)	(2)	(3)	(4)	(5)	(6)
71131110	Part of silver jewellery, whether or not plated or clad with precious metal	377	1.944	956.011	5.216.549
71131190	Articles of silver jewellery other than its parts, whether or not plated or clad with precious metal	9.330	66.161	6.481.812	47.482.211
71131910	Part of other precious metal jewellery (other than of silver), whether or not plated or clad with precious metal	23	93	186.735	837.640
71131990	Articles of other precious metal jewellery (other than its parts), other than of silver, whether or not plated or clad with precious metal	4.565	56.006	165.820.468	2.649.542.255
71132010	Part of base metal jewellery, clad with precious metal	-	1	-	1.015
71132090	Articles of base metal jewellery, other than its parts, clad with precious metal	144	1.003	20.669	55.422
71141100	Articles of silversmiths' wares and parts there of, whether or not plated or clad with other precious metal	138	1.023	91.080	410.515
71141900	Articles of goldsmiths' wares and parts there of, whether or not plated or clad with other precious metal	1	76	54.864	54.979
71142000	Articles of base metal wares and parts there of, clad with precious metal	-	236	-	8.579
71151000	Catalysts in the form of wire cloth or grill, of platinum	-	70	-	40.481
71159010	Other articles of gold or silver	1	1.142	9	203.165
71159020	Other articles of metal clad with gold or silver	-	1	-	403
71159090	Other articles of precious metal or of metal clad with precious metal; other than catalysts in the form of wire cloth/grill, of platinum; other than of gold/silver, or of metal clad with gold/ silver	7	229	43	34.756
71161000	Articles of natural or cultured pearl	4	3.558	10	63.591
71162000	Articles of precious or semi-precious stones (natural, synthetic or reconstructed)	10	801	430	37.113
71171110	Imitation jewellery of base metal, whether or not plated with precious metal; parts of cuff-links and studs	-	1	-	150
71171190	Imitation jewellery of base metal, whether or not plated with precious metal; cuff-links and studs; other than its parts	6.627	57.622	604.609	4.854.741
71171910	Imitation jewellery of base metal, whether or not plated with precious metal; other than cuff-links and studs; bangles	36	213	893	3.274
71171920	Imitation jewellery of base metal, whether or not plated with precious metal; other than cuff-links and studs; other than bangles	6.863	72.850	435.309	4.614.977
71171990	Part of imitation jewellery of base metal, whether or not plated with precious metal; other than parts of cuff-links and studs	5.566	55.106	375.714	3.171.528
71179010	Imitation jewellery; other than of base metal; bangles	11	22.991	272	117.422
71179020	Imitation jewellery; other than of base metal; other than bangles	970	19.811	34.085	215.795
71179094	Parts of imitation jewelry; wholly of plastics, glass, wood, worked tortoise shell, ivory, bone, horn, coral, mother-of-pearl, other animal carving material, worked vegetable/mineral carving material/ of porcelain	8.642	91.888	28.054	271.252
71179099	Part of imitation jewellery, other than of base metal; other than those of HS 71179094	10.999	64.330	204.690	1.175.018
71181090	Coin (other than gold coin), not being legal tender; other than silver coin	42	734	1.325	17.315
71189010	Gold coin, whether or not legal tender	228	228	34	34
71189090	Coin, whether or not legal tender; other than gold coin or silver coin	-	102	-	2.982
72011000	Pig iron and spiegeleisen in pig, block or oth primary form, nonalloy pig iron weight not exceeding than 0.5% phosphorus	126	126	532	532
72015000	Alloy pig iron; spiegeleisen	6.568.777	33.855.249	10.051.670	51.308.898
72023000	Ferro-silico-manganese	704.160	6.035.012	997.561	9.907.595
72026000	Ferro-nickel	540.496.575	3.519.751.599	1.132.810.414	8.762.894.732
72029900	Ferro-alloys; n.e.c. in heading 7202	16.165	75.427	55.268	282.517

Tabel 3 : Ekspor Indonesia menurut Komoditi (Kode HS 8 digit)

		Agustus 2022			
Kode H S	Uraian golongan barang	Berat bersih (Kg)		Nilai F.O.B. (U S \$)	
		Bulan ini	Kumulatif	Bulan ini	Kumulatif
(1)	(2)	(3)	(4)	(5)	(6)
72041000	Waste and scrap of cast iron	200.000	789.702	101.203	513.346
72042100	Waste and scrap of alloy steel; of stainless steel	3.623.167	26.694.740	5.586.952	50.064.887
72044900	Waste and scrap of iron or steel; other than turning, shaving, chip, milling waste, sawdust, filing, trimming and stamping, whether or not in bundle	49.470	1.341.002	29.682	767.210
72051000	Granules, of pig iron, spiegeleisen, iron or steel	-	25.947	-	32.851
72052900	Powders, of pig iron, spiegeleisen, iron or steel; other than of alloy steel	-	22.656	-	29.673
72061090	Iron and non-alloy steel in ingots or other primary forms other than iron heading of 7203, containing by weight not more than 06% of carbon	185	205	232	252
72069000	Iron and non-alloy steel in primary forms other than iron heading of 7203, other than ingot	3.310	26.327	19.532	144.343
72071100	Semi-finished products of iron or non-alloy steel; containing by weight < 0.25 % of carbon; of rectangular (including square) cross-section, the width measuring less than twice the thickness	107.514.860	564.748.520	58.530.114	339.401.785
72071210	Semi-finished products of iron or non-alloy steel slabs; containing by weight < 0.25% of carbon; of rectangular (other than square) cross-section, the width measuring less than twice the thickness	25.491.640	361.535.890	13.251.358	288.734.230
72071290	Semi-finished products of iron/non-alloy steel oth than slabs; containing by weight < 0.25% of carbon;of rectangular (other than square) cross-section,the width measuring less than twice the thickness	2.809	26.519	17.475	147.098
72071900	Semi-finished products of iron or non-alloy steel; containing by weight < 0.25 % of carbon; other than of rectangular cross-section, the width measuring less than twice the thickness	884	2.497	4.277	11.511
72072010	Semi-finished products of iron or non-alloy steel slabs; containing by weight ≥ 0.25 % but < 0.6 % of carbon	-	5.721.290	-	3.907.654
72072029	Other than blocks roughly shaped by forging; sheet bars, not slabs; containing by weight ≥ 0.25 % but < 0.6 % of carbon	114.925.180	449.212.060	60.631.063	274.436.688
72072092	Blocks roughly shaped by forging; sheet bars, not slabs; containing by weight ≥ 0.6 % of carbon	150	4.890	875	22.279
72072099	Other than blocks roughly shaped by forging; sheet bars, not slabs; containing by weight ≥ 0.6 % of carbon	-	1.603	-	2.800
72082500	Flat-rolled products of iron or non-alloy steel in coils, of a width ≥ 600 mm; of a thickness ≥ 4.75 mm; not further worked than hot-rolled, pickled, not clad, plated or coated	-	28	-	550
72082600	Flat-rolled products of iron or non-alloy steel in coils, of a width ≥ 600 mm; of a thickness ≥ 3 mm but < 4.75 mm; not further worked than hot-rolled, pickled, not clad, plated or coated	21.470	2.256.440	21.853	1.964.886
72082711	Flat-rolled products of iron or non-alloy steel in coils, of a width ≥ 600mm; of a thickness < 2mm; containing carbon ≥ 0.6%; not further worked than hot-rolled, pickled, not clad, plated or coated	-	386	-	11.809
72082719	Flat-rolled products of iron or non-alloy steel in coils, of a width ≥ 600mm; of a thickness < 2mm; containing carbon < 0.6%; not further worked than hot-rolled, pickled, not clad, plated or coated	-	145	-	533
72082799	Flat-rolled products of iron/non-alloy steel in coils, of a width ≥ 600mm; of a thickness ≥ 2mm but < 3mm; containing carbon < 0.6%; not further worked than hot-rolled,pickled,not clad,plated/coated	1.587	2.553.095	7.770	2.299.726
72083600	Flat-rolled products of iron or non-alloy steel in coils, of a width ≥ 600 mm; of a thickness > 10 mm; not further worked than hot-rolled, not clad, plated or coated	150.260	6.033.043	113.869	4.869.807
72083700	Flat-rolled products of iron or non-alloy steel in coils, of a width ≥ 600 mm; of a thickness ≥ 4.75 mm but ≤ 10 mm; not further worked than hot-rolled, not clad, plated or coated	1.550.000	22.782.412	1.173.738	18.568.281

Tabel 3 : Ekspor Indonesia menurut Komoditi (Kode HS 8 digit)

Agustus 2022

Kode H S	Uraian golongan barang	Berat bersih (Kg)		Nilai F.O.B. (U S \$)	
		Bulan ini	Kumulatif	Bulan ini	Kumulatif
(1)	(2)	(3)	(4)	(5)	(6)
72083800	Flat-rolled products of iron or non-alloy steel in coils, of a width \geq 600 mm; of a thickness \geq 3 mm but < 4.75 mm; not further worked than hot-rolled, not clad, plated or coated	-	82.617.871	-	68.864.459
72083910	Flat-rolled products of iron or non-alloy steel in coils, of a width \geq 600 mm; of a thickness \leq 0.17mm; containing carbon < 0.6%; not further worked than hot-rolled, not clad, plated/coated	-	2	-	1
72083940	Flat-rolled products of iron/non-alloy steel in coils, of a width \geq 600mm but \leq 1,250mm; of a thickness > 2mm but < 3mm; max tensile strength 550Mpa; not further worked than hot-rolled, not clad, plated/coated	-	3	-	338
72083990	Flat-rolled products of iron or non-alloy steel in coils, of a width \geq 600mm; of a thickness > 1,5mm but < 3mm; containing carbon \geq 0.6%; not further worked than hot-rolled, not clad, plated/coated	10.000.000	202.460.735	7.150.000	169.646.387
72084000	Flat-rolled products of iron or non-alloy steel in coils, of a width \geq 600 mm; not in coils, not further worked than hot-rolled, with patterns in relief, plated or coated	-	976	-	80.420
72085100	Flat-rolled products of iron or non-alloy steel not in coils, of a width \geq 600 mm; of a thickness > 10 mm; not further worked than hot-rolled, not clad, plated or coated	35.892.044	324.206.425	38.010.009	309.516.888
72085200	Flat-rolled products of iron or non-alloy steel not in coils, of a width \geq 600 mm; of a thickness \geq 4.75 mm but \leq 10 mm; not further worked than hot-rolled, not clad, plated or coated	10.198.569	93.911.423	11.138.186	85.923.952
72085300	Flat-rolled products of iron or non-alloy steel not in coils, of a width \geq 600 mm; of a thickness \geq 3 mm but < 4.75 mm; not further worked than hot-rolled, not clad, plated or coated	100.000	967.296	77.725	830.992
72085490	Flat-rolled products of iron/non-alloy steel not in coils, of a width \geq 600mm; of a thickness > 0.17mm but < 3mm; containing carbon < 0.6%; not further worked than hot-rolled, not clad, plated/coated	5.429	203.833	6.686	175.412
72089090	Flat-rolled products of iron/non-alloy steel, other than coil and not coils, of a width \geq 600 mm; other than with of a thickness \leq 0.17mm and containing carbon < 0.6%; hot-rolled, not clad, plated/coated	65.115	193.200	49.007	247.925
72091610	Flat-rolled products of iron or non-alloy steel in coil; of a width \geq 600 mm but \leq 1,250 mm; of a thickness > 1 mm but < 3 mm; not further worked than cold-rolled, not clad, plated or coated	252	5.080.152	320	5.585.108
72091690	Flat-rolled products of iron or non-alloy steel in coil; of a width > 1,250 mm; of a thickness > 1 mm but < 3 mm; not further worked than cold-rolled, not clad, plated or coated	8.989	90.309	27.053	274.137
72091710	Flat-rolled products of iron or non-alloy steel in coil; of a width \geq 600 mm but \leq 1,250 mm; of a thickness \geq 0.5 mm but \leq 1 mm; not further worked than cold-rolled, not clad, plated or coated	14.800	7.502.335	16.601	7.942.347
72091810	Tin-mill blackplate in coil; of a width of 600 mm or more; of a thickness < 0.5 mm; not further worked than cold-rolled, not clad, plated or coated,	-	259.035	-	300.549
72091899	Flat-rolled products of iron/non-alloy steel in coil, other than tin-mill blackplate; of a width \geq 600mm; carbon < 0.6% and of thickness > 0.17mm but < 0.5mm; not further worked than cold-rolled, not clad, plated/coated	-	1.698.130	-	1.663.935
72092610	Flat-rolled products of iron or non-alloy steel not in coil; of a width \geq 600 mm but \leq 1,250 mm; of a thickness > 1 mm but < 3 mm; not further worked than cold-rolled, not clad, plated or coated	-	50.450	-	57.181
72092790	Flat-rolled products of iron or non-alloy steel not in coil; of a width > 1,250 mm; of a thickness \geq 0.5 mm but \leq 1 mm; not further worked than cold-rolled, not clad, plated or coated	770	2.325	907	2.786

Tabel 3 : Ekspor Indonesia menurut Komoditi (Kode HS 8 digit)

		Agustus 2022			
Kode H S	Uraian golongan barang	Berat bersih (Kg)		Nilai F.O.B. (U S \$)	
		Bulan ini	Kumulatif	Bulan ini	Kumulatif
(1)	(2)	(3)	(4)	(5)	(6)
72092890	Flat-rolled products of iron/non-alloy steel not in coil,oth than tin-mil blackpate;of width≥600mm;carbon<0.6%&of thickness>0.17mm but<0.5mm;not further worked than cold-rolled,not clad,plated/coated	-	85.530	-	80.313
72101190	Flat-rolled products of iron or non-alloy steel, of a width ≥ 600 mm, clad, plated or coated with tin; of a thickness ≥ 0.5 mm; containing by weight < 0.6 % of carbon	89	148	4.691	9.236
72101290	Flat-rolled products of iron or non-alloy steel, of a width ≥ 600 mm, clad, plated or coated with tin; of a thickness < 0.5 mm; containing by weight < 0.6 % of carbon	-	138.171	-	360.161
72103011	Flat-rolled products of iron or non-alloy steel, of a width ≥ 600 mm, clad, electrolytically plated or coated with zinc; containing by weight < 0.6 % of carbon; of a thickness ≤ 1.2 mm	-	31.698	-	52.061
72103019	Flat-rolled products of iron or non-alloy steel, of a width ≥ 600 mm, clad, electrolytically plated or coated with zinc; containing by weight < 0.6 % of carbon; of a thickness > 1.5 mm	2.730	19.730	74.625	487.817
72103099	Flat-rolled products of iron or non-alloy steel, of a width ≥ 600 mm, clad, electrolytically plated or coated with zinc; containing by weight ≥ 0.6 % of carbon; of a thickness > 1.2 mm	80	184	227	420
72104199	Flat-rolled products of iron or non-alloy steel, of a width ≥ 600 mm, clad, otherwise plated or coated with zinc; corrugated; containing by weight ≥ 0.6 % of carbon; of a thickness > 1.2 mm	-	450	-	300
72104911	Flat-rolled products of iron/non-alloy steel,of a width ≥ 600mm,clad,plated/coated w/ zinc by the iron-zinc alloyed coating method;oth than corrugated;by weight <0,04% of carbon&of a thickness ≤ 1.2mm	17.620	24.503	35.188	53.747
72104914	Flat-rolled products of iron/non-alloy steel, of a width ≥ 600mm, ,clad, plated/coated with zinc-aluminium-magnesium alloys; oth than corrugated; by weight < 0.6% of carbon & of a thickness ≤ 1.2mm	-	844	-	134
72104917	Flat-rolled products of iron/non-alloy steel, of a width ≥ 600 mm, clad, plated/coated with zinc; oth than corrugated; by weight < 0.6 % of carbon & of a thickness ≤ 1.2 mm	856.370	30.984.049	975.301	38.349.763
72104919	Flat-rolled products of iron/non-alloy steel, of a width ≥ 600 mm, clad, plated/coated with zinc; oth than corrugated; by weight < 0.6 % of carbon & of a thickness > 1.5 mm	690.559	1.042.257	1.006.863	1.475.689
72104999	Flat-rolled products of iron/non-alloy steel, of a width ≥ 600 mm, clad, plated/coated with zinc; oth than corrugated; by weight ≥ 0.6 % of carbon & of a thickness > 1.2 mm	-	250	-	501
72105000	Flat-rolled products of iron or non-alloy steel, of a width ≥ 600 mm, clad, plated or coated with chromium oxides or with chromium and chromium oxides	407.596	3.581.461	376.382	5.186.475
72106111	Flat-rolled products of iron or non-alloy steel, of a width ≥ 600 mm, clad, plated or coated with aluminium-zinc alloys; by weight < 0.6 % of carbon; of a thickness ≤ 1.2 mm	71.416	13.320.656	75.867	16.879.047
72106119	Flat-rolled products of iron or non-alloy steel, of a width ≥ 600 mm, clad, plated or coated with aluminium-zinc alloys; by weight < 0.6 % of carbon; of a thickness > 1.5 mm	2	28.017	1	43.947
72106199	Flat-rolled products of iron or non-alloy steel, of a width ≥ 600 mm, clad, plated or coated with aluminium-zinc alloys; by weight ≥ 0.6 % of carbon; of a thickness > 1.2 mm & other than corrugated	-	159.187	-	81.807
72106999	Flat-rolled products of iron or non-alloy steel, of a width ≥ 600 mm, clad, other than plated or coated with aluminium-zinc alloys; by weight ≥ 0.6 % of carbon; of a thickness > 1.2 mm	-	1	-	1

Tabel 3 : Ekspor Indonesia menurut Komoditi (Kode HS 8 digit)

Agustus 2022

Kode H S	Uraian golongan barang	Berat bersih (Kg)		Nilai F.O.B. (U S \$)	
		Bulan ini	Kumulatif	Bulan ini	Kumulatif
(1)	(2)	(3)	(4)	(5)	(6)
72107012	Flat-rolled products of iron or non-alloy steel, of a width ≥ 600 mm, clad, painted after coating with zinc; varnished or coated with plastics; by weight < 0.6 % of carbon & of a thickness ≤ 1.5 mm	1	2.214.664	9	4.024.037
72107019	Flat-rolled products of iron/non-alloy steel, of width ≥ 600mm, clad, painted other than after coating w/ zinc/aluminium-zinc alloys; varnished/coated w/ plastic; by weight < 0.6% of carbon and of thickness ≤ 1.5mm	575.531	2.508.161	1.106.308	4.621.817
72107021	Flat-rolled products of iron or non-alloy steel, of a width ≥ 600 mm, clad, painted, varnished or coated with plastics; by weight < 0.6 % of carbon	6	49	1.235	5.031
72107029	Flat-rolled products of iron or non-alloy steel, of a width ≥ 600 mm, clad, other than painted, varnished or coated with plastics; by weight < 0.6 % of carbon	-	2	-	8
72109090	Flat-rolled products of iron or non-alloy steel, of a width ≥ 600 mm; clad, plated or coated other than in HS 72101110 - 72107091; by weight < 0.6 % of carbon and of thickness > 15 mm	22.404	163.894	62.931	274.749
72111313	Flat-rolled products of iron/non-alloy steel, not clad, plated/coated; hot-rolled; rolled on four faces or in a closed box pass, width > 150mm, thick ≥ 4mm; weight < 0.6% carbon; hoop & strip	-	88.821	-	88.711
72111314	Flat-rolled products of iron/non-alloy steel, not clad, plated/coated; hot-rolled; rolled on four faces or in a closed box pass, width > 150mm, thick ≥ 4mm; weight < 0.6% carbon; universal plates	-	151	-	25
72111319	Flat-rolled products of iron/non-alloy steel, not clad, plated; hot-rolled; rolled 4 faces/in a closed box pass, width > 150mm, thick ≥ 4mm; weight < 0.6% carbon; other than corrugated, hoop & strip, universal plates	99	164.591	23	156.877
72111393	Flat-rolled products of iron/non-alloy steel, not clad, plated/coated; hot-rolled; rolled 4 faces/in a closed box pass, width > 150mm, thick ≥ 4mm; weight ≥ 0.6% carbon; universal plates	-	1	-	19
72111399	Flat-rolled products of iron/non-alloy steel, not clad, plated/coated; hot-rolled; rolled 4 faces/in a closed box pass, width > 150mm, thick ≥ 4mm; weight ≥ 0.6% carbon; other than hoop & strip, universal plates	-	1	-	87
72111919	Flat-rolled products of iron/non-alloy steel, not clad, plated/coated, width < 600mm; hot-rolled; other than rolled on 4 faces; weight < 0.6% carbon; other than hoop & strip, universal plates, corrugated	-	10	-	490
72112320	Flat-rolled products of iron/non-alloy steel, not clad, plated or coated, width < 600mm; cold-rolled; weight < 0.25% carbon; hoop and strip, of a width not exceeding 400 mm	-	1.392	-	4.223
72112990	Flat-rolled products of iron/non-alloy steel, not clad, plated/coated, width < 600mm; cold-rolled; weight ≥ 0.25% carbon; other than corrugated; other than hoop & strip width ≤ 400 mm; other than thick ≤ 0.17mm	32	32	30	30
72119099	Flat-rolled products of iron/non-alloy steel, not clad, plated/coated; further worked than hot-rolled or cold-rolled; weight ≥ 0.6% carbon; of a thickness of > 0.17 mm	1	9.504	1	102.537
72121019	Flat-rolled products of iron/non-alloy steel; plated/coated with tin; weight < 0.6 % of carbon; other than hoop & strip of a width ≤ 25 mm or of a width > 400 mm	100	471	150	972
72122010	Flat-rolled products of iron/non-alloy steel; electrolytically plated or coated with zinc; hoop and strip, of a width not exceeding 400 mm	-	14.784	-	74.457
72122020	Flat-rolled products of iron/non-alloy steel; electrolytically plated/coated with zinc; other than hoop & strip, of a width ≤ 400 mm; containing by weight < 0.6 % of carbon & of thick ≤ 15 mm	-	3.760	-	6.885

Tabel 3 : Ekspor Indonesia menurut Komoditi (Kode HS 8 digit)

Agustus 2022

Kode H S	Uraian golongan barang	Berat bersih (Kg)		Nilai F.O.B. (U S \$)	
		Bulan ini	Kumulatif	Bulan ini	Kumulatif
(1)	(2)	(3)	(4)	(5)	(6)
72122090	Flat-rolled products of iron/non-alloy steel; electrolytically plated/coated with zinc; other than hoop&strip, of a width ≤ 400 mm; other than containing by weight < 0.6 % of carbon & of thick ≤ 15 mm	-	13.007	-	1.550
72123012	Flat-rolled products of iron/non-alloy steel; otherwise plated or coated with zinc; weight < 0.6 % of carbon; hoop and strip, of a width > 25 mm and ≤ 400 mm	-	258.391	-	424.433
72123013	Flat-rolled products of iron/non-alloy steel; otherwise plated or coated with zinc; weight < 0.6 % of carbon; other than hoop and strip; of a thickness of ≤ 15 mm	-	30	-	33
72123090	Flat-rolled products of iron/non-alloy steel; otherwise plated or coated with zinc; weight ≥ 0.6 % of carbon	-	1.228.291	-	1.529.004
72124019	Flat-rolled products of iron/non-alloy steel;painted, varnished/ coated with plastics;weight<0.6% of carbon;oth than hoop and strip;oth than painted after coating with zinc/with aluminium-zinc alloys	-	43	-	102
72124099	Flat-rolled products of iron/non-alloy steel; painted, varnished/ coated with plastics; weight ≥ 0.6 % of carbon; other than hoop and strip, of a width ≤ 400 mm	120	120	3.470	3.470
72125024	Flat-rolled products of iron/non-alloy steel; plated/coated with aluminium-zinc alloys; hoop and strip, of a width > 25 mm; universal plates	508.781	11.027.754	678.666	14.846.505
72125094	Flat-rolled products of iron/non-alloy steel; other than plated/coated with chromium oxides/with chromium&chromium oxides/with aluminium-zinc alloys; hoop and strip, of a width>25mm; universal plates	-	61	-	183
72125099	Flat-rolled products of iron/non-alloy steel; other than plated/coated with chromium oxides/with chromium&chromium oxides/with aluminium-zinc alloys;other than hoop & strip;other than universal plate	51.553	1.837.177	35.056	1.487.542
72131010	Bars & rods, hot-rolled, in irregularly wound coils, of iron or non-alloy steel; containing indentations, ribs, grooves or other deformations; of circular cross-section measuring ≤ 50 mm in diameter	3.368	13.418	266	5.061
72131090	Bars & rods, hot-rolled, in irregularly wound coils, of iron or non-alloy steel; containing indentations, ribs, grooves or other deformations; of circular cross-section measuring > 50 mm in diameter	-	210	-	1.114
72132000	Bars & rods, hot-rolled, in irregularly wound coils, of iron or non-alloy steel; other than containing indentations, ribs, grooves or other deformations; of free-cutting steel	235.470	622.712	167.186	552.928
72139110	Bars&rods,hot-rolled,irregularly wound coils;oth than contain indentations,ribs,grooves;oth than of free-cutting steel;circular cross-section<14mm diameter;for producing soldering sticks	10.148.870	47.109.961	6.469.919	33.852.322
72139120	Bars&rods,hot-rolled,irregularly wound coils;oth than contain indentations,ribs,grooves;oth than of free-cutting steel;circular cross-section<14mm diameter;for concrete reinforcement/rebars	695.500	10.977.171	441.310	7.807.202
72139190	Bars&rods,hot-rolled,irregularly wound coils;oth than contain indentations,ribs,grooves;oth than of free-cutting steel;circular cross-section<14mm diameter; other than those of HS 72139110 - 72139130	54.367.843	442.110.571	34.678.228	323.033.311
72139910	Bars&rods,hot-rolled,irregularly wound coils;oth than contain indentations,ribs,grooves;oth than of free-cutting steel;circular cross-section≥14mm diameter;for producing soldering sticks	-	100	-	141
72139990	Bars&rods,hot-rolled,irregularly wound coils;oth than indentations;oth than free-cutting steel;circular cross-section≥14mm diameter;oth than for produce soldering sticks;oth than for concrete rebars	-	37.525	-	25.506

Tabel 3 : Ekspor Indonesia menurut Komoditi (Kode HS 8 digit)

		Agustus 2022			
Kode H S	Uraian golongan barang	Berat bersih (Kg)		Nilai F.O.B. (U S \$)	
		Bulan ini	Kumulatif	Bulan ini	Kumulatif
(1)	(2)	(3)	(4)	(5)	(6)
72141019	Other bars&rods of iron/non-alloy steel,not further worked than forged,hot-rolled,hot-drawn,but including those twisted after rolling;forged;weight < 0.6% carbon;oth than of circular cross-section	63.640	216.908	25.795	531.359
72141029	Other bars&rods of iron/non-alloy steel,not further worked than forged,hot-rolled,hot-drawn,but including those twisted after rolling;forged;weight ≥ 0.6% carbon;oth than of circular cross-section	-	33.576	-	28.444
72142031	Other bars&rods of iron,not further worked than forged,hot-rolled;containing indentations,ribs;weight<0.6%carbon;of circular cross-section;for concrete rebars	8.290	9.446	3.045	3.673
72142039	Other bars&rods of iron,not further worked than forged,hot-rolled;containing indentations,ribs;weight<0.6%carbon;of circular cross-section;oth than used for concrete rebars	1.183.845	47.440.470	847.429	37.227.896
72142041	Other bars&rods of iron,not further worked than forged,hot-rolled;containing indentations,ribs;weight<0.6%carbon;oth than of circular cross-section;for concrete rebars	-	2.100	-	998
72142061	Other bars&rods of iron,not further worked than forged,hot-rolled;containing indentations,ribs;weight≥0.6%carbon;oth than of circular cross-section;for concrete rebars	127.421	417.096	29.927	115.997
72142069	Other bars&rods of iron,not further worked than forged,hot-rolled;containing indentations,ribs;weight≥0.6%carbon;oth than of circular cross-section;oth than for concrete rebars	-	166.838	-	45.412
72143090	Other bars&rods of iron,not further worked than forged,hot-rolled; oth than containing indentations,ribs; of free-cutting steel; oth than of circular cross-section	16.799	66.986	3.061	15.049
72149111	Other bars&rods of iron,not further worked than forged,hot-rolled; of rectangular/oth than square cross-section; weight < 0.6% carbon; weight ≥ 0.38 % carbon and < 1.15 % of manganese	45	45	213	213
72149119	Other bars&rods of iron,not further worked than forged,hot-rolled;of rectangular/oth than square cross-section;weight<0.6% carbon; other than those of HS 72149111 - 72149112	-	221.087	-	172.448
72149919	Other bars&rods of iron,not further worked than forged,hot-rolled;oth than of rectangular;weight≥0.6% carbon,oth than of circular cross-section;oth than weight < 1.15% of manganese	9.355	77.486	3.604	39.306
72149991	Other bars&rods of iron,not further worked than forged,hot-rolled;oth than of rectangular/oth than square cross-section;weight< 0.6% carbon;weight <0.38% carbon, ≤0.05% phosphorus & ≤ 0.05% sulphur	253.165	4.061.363	271.158	3.838.117
72149992	Other bars&rods of iron,not further worked than forged,hot-rolled;oth than of rectangular/oth than square cross-section;weight< 0.6% carbon;weight ≥ 0.38 % carbon & < 1.15 % manganese	105.513	272.337	112.388	286.014
72149999	Other bars&rods of iron,not further worked than forged,hot-rolled;oth than of rectangular/oth than square cross-section;weight<0.6% carbon; other than those of HS 72149991 - 72149993	653.280	3.395.013	489.590	2.929.665
72151090	Other bar & rod iron/non-alloy steel; of free-cutting steel,not furtherwork than cold finished; oth than of circular cross-section	-	520	-	5.295
72155099	Other bar & rod iron/non-alloy steel; other than of free-cutting steel,not furtherwork than cold finished; weight < 0.6%carbon; other than of a kind used for concrete reinforcement (rebars)	1	35.346	3	46.304
72159099	Other bar & rod iron/non-alloy steel; other than of free-cutting steel; other than of a kind used for concrete reinforcement (rebars); other than of circular cross-section	402.201	415.077	158.360	195.419

Tabel 3 : Ekspor Indonesia menurut Komoditi (Kode HS 8 digit)

		Agustus 2022			
Kode H S	Uraian golongan barang	Berat bersih (Kg)		Nilai F.O.B. (U S \$)	
		Bulan ini	Kumulatif	Bulan ini	Kumulatif
(1)	(2)	(3)	(4)	(5)	(6)
72161000	Angles, shapes & sections of iron/non-alloy steel; U, I or H sections, not further worked than hot-rolled, hot-drawn/extruded, of a height < 80 mm	70.045	71.675	52.883	53.285
72162190	Angles, shapes & sections of iron/non-alloy steel; L sections, not further worked than hot-rolled, hot-drawn/extruded, of a height < 80 mm; weight ≥ 0.6 % of carbon	11.775	6.274.010	10.966	5.589.627
72162200	Angles, shapes & sections of iron/non-alloy steel; T sections, not further worked than hot-rolled, hot-drawn/extruded, of a height < 80 mm	-	118	-	199
72163190	Angles, shapes & sections of iron/non-alloy steel; U sections, not further worked than hot-rolled, hot-drawn/extruded, of a height ≥ 80 mm; weight < 0.6 % of carbon	-	211.176	-	59.469
72163290	Angles, shapes & sections of iron/non-alloy steel; I sections, not further worked than hot-rolled, hot-drawn/extruded, of a height ≥ 80 mm; of a thickness of more than 5 mm	117.660	142.127	99.335	120.044
72163311	Angles, shapes & sections of iron/non-alloy steel; H sections, not further worked than hot-rolled, hot-drawn/extruded, of a height ≥ 80 mm; weight < 0.6% of carbon; thickness of flange ≥ thickness of web	-	949	-	13.050
72163319	Angles, shapes & sections of iron/non-alloy steel; H sections, not further worked than hot-rolled, hot-drawn/extruded, of a height ≥ 80 mm; weight < 0.6% of carbon; thickness of flange < thickness of web	-	38.614	-	20.255
72163390	Angles, shapes & sections of iron/non-alloy steel; H sections, not further worked than hot-rolled, hot-drawn/extruded, of a height ≥ 80 mm; weight ≥ 0.6% of carbon	-	694.791	-	605.940
72164090	Angles, shapes & sections of iron/non-alloy steel; L or T sections, not further worked than hot-rolled, hot-drawn/extruded, of a height ≥ 80 mm; weight < 0.6% of carbon	-	1.687.319	-	1.538.094
72165019	Angles, shapes & sections of iron/non-alloy steel; other angles, shapes and sections, not further worked than hot-rolled, hot-drawn/extruded, of a height < 80 mm; weight < 0.6% of carbon	890	741.395	738	599.834
72165099	Angles, shapes & sections of iron/non-alloy steel; other angles, shapes and sections, not further worked than hot-rolled, hot-drawn/extruded, of a height ≥ 80 mm; weight < 0.6% of carbon	-	13.030	-	3.788
72166100	Angles, shapes & sections of iron/non-alloy steel; not further worked than cold- formed or cold-finished; obtained from flat-rolled products	2.453	7.420	44.023	128.524
72166900	Angles, shapes & sections of iron/non-alloy steel; not further worked than cold- formed or cold-finished; other than obtained from flat-rolled products	22	31.799	186	115.515
72169900	Angles, shapes & sections of iron/non-alloy steel; other than cold-formed or cold-finished from flat-rolled products	433	209.444	2.993	410.820
72171010	Wire of iron or non-alloy steel; not plated or coated, whether or not polished; containing by weight < 0.25 % of carbon	19.785	135.053	27.699	213.985
72171022	Reed wire; wire of a kind used for making strands for prestressing concrete; free-cutting steel wire; not plated or coated, whether or not polished; weight ≥ 0.25 % but < 0.6 % of carbon	10	11	20	95
72171029	Other than reed wire; wire of a kind used for making strands for prestressing concrete; free-cutting steel wire; not plated or coated, whether or not polished; weight ≥ 0.25 % but < 0.6 % of carbon	51	561	1.705	3.163
72171032	Spokes wire; reed wire; free-cutting steel wire; not plated or coated, whether or not polished; weight ≥ 0.6% of carbon	-	50	-	160
72171033	Wire of a kind used for making strands for prestressing concrete; not plated or coated, whether or not polished; weight ≥ 0.6% of carbon	16	691	20	262

Tabel 3 : Ekspor Indonesia menurut Komoditi (Kode HS 8 digit)

		Agustus 2022			
Kode H S	Uraian golongan barang	Berat bersih (Kg)		Nilai F.O.B. (U S \$)	
		Bulan ini	Kumulatif	Bulan ini	Kumulatif
(1)	(2)	(3)	(4)	(5)	(6)
72171039	Wire of iron/non-alloy steel;not plated/coated,whether/not polished;weight≥0.6% of carbon;oth than spokes wire,reed wire,free-cutting steel wire;oth than for making strands for prestressing concrete	81.770	592.660	191.847	1.332.670
72172010	Wire iron/non-alloy steel; plated/coated with zinc; weight < 0.25 % carbon	235.002	246.666	315.907	339.081
72172020	Wire iron/non-alloy steel; plated/coated with zinc; weight ≥ 0.25 % but < 0.45 % of carbon	10.000	10.000	13.519	13.519
72172091	Steel core wire of a kind used for steel reinforced aluminium conductors (ACSR); plated/coated with zinc; weight ≥ 0.45 % of carbon	-	2.000	-	2.715
72172099	Wire iron/non-alloy steel; plated/coated with zinc; weight ≥ 0.45 % of carbon; other than steel core wire of a kind used for steel reinforced aluminium conductors (ACSR)	69.953	4.231.475	101.009	5.580.856
72173019	Wire iron/non-alloy steel; plated/coated with other base metals other than tin; weight < 0.25 % carbon	18.238	2.374.118	26.680	3.520.983
72173033	Brass coated steel wire of a kind used in the manufacture of pneumatic rubber tyres; weight ≥ 0.6 % carbon	12.655	111.644	37.400	222.595
72173034	Other copper alloy coated steel wire of a kind used in the manufacture of pneumatic rubber tyres; weight ≥ 0.6 % carbon	103.946	872.746	45.251	444.653
72173039	Wire iron/non-alloy steel; plated/coated with other base metals; weight ≥ 0.6 % carbon; other than those of HS 72173033 - 72173035	-	10	-	52
72179090	Wire iron/non-alloy steel; other than plated/coated with zinc or with other base metals; weight ≥ 0.25 % carbon	-	3.173	-	14.122
72181000	Stainless steel in ingots and other primary forms	-	136.090	-	299.888
72189100	Semi- finished products of stainless steel; of rectangular (other than square) cross-section	50.313.700	445.474.530	97.881.880	1.052.305.307
72189900	Semi- finished products of stainless steel; other than of rectangular (other than square) cross-section	97.845.789	775.233.764	201.949.571	1.767.851.115
72191100	Flat-rolled products of stainless steel, of a width of 600 mm or more; not further worked than hot-rolled, in coils; of a thickness exceeding 10 mm	1.894.570	17.054.835	4.651.957	46.575.953
72191200	Flat-rolled products of stainless steel, of a width of 600 mm or more; not further worked than hot-rolled, in coils; of a thickness of 4.75 mm or more but not exceeding 10 mm	28.872.965	353.533.441	67.710.531	939.104.348
72191300	Flat-rolled products of stainless steel, of a width of 600 mm or more; not further worked than hot-rolled, in coils; of a thickness of 3 mm or more but less than 4.75 mm	59.295.932	670.190.947	130.237.623	1.731.075.309
72191400	Flat-rolled products of stainless steel, of a width of 600 mm or more; not further worked than hot-rolled, in coils; of a thickness of less than 3 mm	17.802.825	179.646.499	37.651.586	457.849.108
72192100	Flat-rolled products of stainless steel, of a width of 600 mm or more; not further worked than hot-rolled, not in coils; of a thickness exceeding 10 mm	-	25.557	-	10.731
72192300	Flat-rolled products of stainless steel, of a width of 600 mm or more; not further worked than hot-rolled, not in coils; of a thickness of 3 mm or more but less than 4.75 mm	0	0	1	1
72193200	Flat-rolled products of stainless steel, of a width of 600 mm or more; not further worked than cold-rolled (cold-reduced); of a thickness of 3 mm or more but less than 4.75 mm	37.468.940	140.219.827	75.469.129	326.702.798
72193300	Flat-rolled products of stainless steel, of a width of 600 mm or more; not further worked than cold-rolled (cold-reduced), not in coils; of a thickness exceeding 1 mm but less than 3 mm	116.790.297	478.053.758	238.840.032	1.153.697.301
72193400	Flat-rolled products of stainless steel, of a width of 600 mm or more; not further worked than cold-rolled (cold-reduced), not in coils; of a thickness of 0.5 mm or more but not exceeding 1 mm	4.704.576	65.841.154	11.568.744	180.615.950

Tabel 3 : Ekspor Indonesia menurut Komoditi (Kode HS 8 digit)

Agustus 2022

Kode H S	Uraian golongan barang	Berat bersih (Kg)		Nilai F.O.B. (U S \$)	
		Bulan ini	Kumulatif	Bulan ini	Kumulatif
(1)	(2)	(3)	(4)	(5)	(6)
72193500	Flat-rolled products of stainless steel, of a width of 600 mm or more; not further worked than cold-rolled (cold-reduced), not in coils; of a thickness of less than 0.5 mm	665.133	9.943.754	1.750.942	28.985.147
72199000	Flat-rolled products of stainless steel, of a width of 600 mm or more; other than not further worked than hot-rolled or cold-rolled	300	57.673	15.064	194.787
72201290	Flat-rolled products of stainless steel, of a width < 600 mm; not further worked than hot-rolled; of a thickness of < 4.75 mm; hoop and strip, of a width > 400 mm	605.580	1.818.535	1.198.632	4.046.246
72202010	Flat-rolled products of stainless steel, of a width < 600 mm; not further worked than cold-rolled (cold-reduced); hoop and strip, of a width ≤ 400 mm	243.524	455.490	804.089	2.081.874
72202090	Flat-rolled products of stainless steel, of a width < 600 mm; not further worked than cold-rolled (cold-reduced); hoop and strip, of a width > 400 mm	7.358	66.720	19.045	230.266
72209090	Flat-rolled products of stainless steel, of a width < 600 mm; other than not further worked than hot-rolled or cold-rolled; hoop and strip, of a width > 400 mm	145.362	2.321.159	692.813	10.506.763
72210000	Bars and rods, hot-rolled, in irregularly wound coils, of stainless steel	358	5.460	18.704	147.514
72221100	Bars and rods, not further worked than hot-rolled, hot-drawn or extruded; of circular cross-section	1	12.747	59	43.901
72221900	Bars and rods, not further worked than hot-rolled, hot-drawn or extruded; other than of circular cross-section	63.326	272.076	185.159	629.967
72222010	Bars and rods, not further worked than cold-formed or cold- finished; of circular cross-section	2.713	2.713	65.693	65.693
72222090	Bars and rods, not further worked than cold-formed or cold- finished; other than of circular cross-section	7	5.859	10	81.685
72223090	Other bars and rods of stainless steel; other than not further worked than hot-rolled or cold-formed; other than of circular cross-section	3.521	104.582	18.615	1.276.210
72224010	Angles, shapes and sections of stainless steel; not further worked than hot-rolled, hot-drawn or extruded	-	1.132	-	976
72224090	Angles, shapes and sections of stainless steel; other than not further worked than hot-rolled, hot-drawn or extruded	4	49.905	11	186.195
72230010	Wire of stainless steel, of cross-section exceeding 13 mm	130	1.901	6.309	76.301
72230090	Wire of stainless steel, of cross-section not exceeding 13 mm	513.964	4.688.621	1.921.477	18.780.459
72249000	Semi- finished products of other alloy steel	88	11.820	4.762	31.274
72251100	Flat-rolled products of other alloy steel, of a width ≥ 600 mm; grain-oriented of silicon-electrical steel	-	364	-	500
72253090	Flat-rolled products of other alloy steel, of a width ≥ 600 mm; other than of silicon-electrical steel; not further worked than hot-rolled, in coils; other than of high speed steel	-	38.844	-	43.706
72254090	Flat-rolled products of other alloy steel, of a width ≥ 600 mm; other than of silicon-electrical steel; not further worked than hot-rolled, not in coils; other than of high speed steel	-	6.421	-	9.800
72255090	Flat-rolled products of other alloy steel, of a width ≥ 600 mm; other than of silicon-electrical steel; not further worked than cold-rolled (cold-reduced); other than of high speed steel	407	9.301	1.355	18.647
72259190	Flat-rolled products of other alloy steel, width≥600mm; oth than of silicon-electrical steel; electrolytically plated or coated with zinc; other than of high speed steel	-	5.469	-	16.934
72259290	Flat-rolled products of other alloy steel, width≥600mm; otherwise plated or coated with zinc; other than of high speed steel; other than plated or coated with zinc-aluminium-magnesium alloys	334.620	1.894.634	393.777	2.164.524
72259990	Flat-rolled products of other alloy steel, width ≥ 600mm; other than of high speed steel; other than those of subheadings 722591, 722592	-	180.225	-	258.451

Tabel 3 : Ekspor Indonesia menurut Komoditi (Kode HS 8 digit)

		Agustus 2022			
Kode H S	Uraian golongan barang	Berat bersih (Kg)		Nilai F.O.B. (U S \$)	
		Bulan ini	Kumulatif	Bulan ini	Kumulatif
(1)	(2)	(3)	(4)	(5)	(6)
72261190	Flat-rolled products of other alloy steel, width < 600 mm; of silicon-electrical steel; grain-oriented; hoop and strip, of a width > 400 mm	-	40.026	-	129.084
72261910	Flat-rolled products of other alloy steel, width < 600 mm; of silicon-electrical steel; other than grain-oriented; hoop and strip, of a width ≤ 400 mm	1.368	4.417	1.601	4.460
72261990	Flat-rolled products of other alloy steel, width < 600 mm; of silicon-electrical steel; other than grain-oriented; hoop and strip, of a width > 400 mm	99.920	298.540	95.577	285.408
72262010	Flat-rolled products of other alloy steel, width < 600 mm; of high speed steel; hoop and strip, of a width ≤ 400 mm	-	82.530	-	84.223
72269190	Hoop and strip, of a width > 400 mm, of other alloy steel; not further worked than hot-rolled; other than of silicon-electrical steel; other than of high speed steel	-	52	-	1.446
72269210	Hoop and strip, of a width ≤ 400 mm, of other alloy steel; not further worked than cold-rolled (cold-reduced); other than of silicon-electrical steel; other than of high speed steel	396	396	4.815	4.815
72269290	Hoop and strip, of a width > 400 mm, of other alloy steel; not further worked than cold-rolled (cold-reduced); other than of silicon-electrical steel; other than of high speed steel	-	5	-	11
72269919	Hoop and strip, of a width ≤ 400 mm, of other alloy steel; other than plated or coated with zinc; other than not further worked than hot-rolled or cold-rolled (cold-reduced)	-	27	-	69
72269999	Hoop and strip, of a width > 400 mm, of other alloy steel; other than plated or coated with zinc; other than not further worked than hot-rolled or cold-rolled (cold-reduced)	2.350	71.593	11.302	250.447
72272000	Bars and rods, hot-rolled, in irregularly wound coils, of other alloy steel; of silico-manganese steel	-	2	-	1
72279090	Bars and rods, hot-rolled, in irregularly wound coils, of other alloy steel; other than of high speed steel or of silico-manganese steel; containing by weight less than 0.5 % of chromium	-	437.322	-	331.448
72281090	Bars and rods of other alloy steel, of high speed steel; other than of circular cross-section	1.097	15.953	5.319	78.718
72282019	Bars and rods of silico-manganese steel; of circular cross-section; other than not further worked than hot-rolled, hot-drawn or extruded	285	285	185	185
72283010	Other bars and rods of other alloy steel, not further worked than hot-rolled, hot-drawn or extruded; of circular cross-section	-	33.398	-	47.545
72283090	Other bars and rods of other alloy steel, not further worked than hot-rolled, hot-drawn or extruded; other than of circular cross-section	55.580	116.504	67.075	362.154
72285010	Other bars and rods of other alloy steel, not further worked than cold-formed or cold-finished; of circular cross-section	141.620	692.196	152.718	757.146
72286090	Other bars and rods of other alloy steel, other than of circular cross-section; other than those of subheading 722810-722850	3	1.958	34	8.260
72287090	Angles, shapes and sections, of other alloy steel; other than not further worked than hot-rolled, hot-drawn or extruded	8	274.179	720	242.812
72288019	Hollow drill bars and rods, of alloy or non-alloy steel; containing by weight 0.6 % or more of carbon; other than of circular cross-section	-	6	-	2.097
72288090	Hollow drill bars and rods, of alloy or non-alloy steel; containing by weight less than 0.6 % of carbon	681	681	591	591
72292000	Wire of other alloy steel; of silico-manganese steel	-	82	-	5.165
72299021	Wire of other alloy steel; other than of silico-manganese steel; of cross-section not exceeding 5.5 mm; containing by weight 0.5 % or more of chromium	415.711	1.934.849	1.213.653	5.703.357
72299029	Wire of other alloy steel; other than of silico-manganese steel; of cross-section not exceeding 5.5 mm; containing by weight less than 0.5 % of chromium	11.725	1.109.052	64.307	3.107.379

Tabel 3 : Ekspor Indonesia menurut Komoditi (Kode HS 8 digit)

Agustus 2022

Kode H S	Uraian golongan barang	Berat bersih (Kg)		Nilai F.O.B. (U S \$)	
		Bulan ini	Kumulatif	Bulan ini	Kumulatif
(1)	(2)	(3)	(4)	(5)	(6)
72299030	Wire of other alloy steel; other than of silico-manganese steel; of cross-section exceeding 5.5 mm, of high speed steel	-	120	-	120
72299091	Wire of other alloy steel; other than of silico-manganese steel; of cross-section exceeding 5.5 mm; containing by weight 05 % or more of chromium	155.930	970.550	487.196	3.025.505
72299099	Wire of other alloy steel; other than of silico-manganese steel; of cross-section exceeding 5.5 mm; containing by weight less than 0.5 % of chromium	127.539	754.749	345.959	2.293.573
73011000	Sheet piling of iron or steel, whether or not drilled, punched or made from assembled elements	-	1.569.230	-	8.046.869
73012000	Welded angles, shapes and sections, of iron or steel	-	9.242	-	43.826
73021000	Railway or tramway track construction material of iron or steel, the following: rails	-	35	-	5
73024000	Railway or tramway track construction material of iron or steel, the following: fish-plates and sole plates (base plates)	-	56	-	136
73029010	Railway or tramway track construction material of iron or steel, the following: sleepers (cross-ties)	-	5.407	-	12.534
73029090	Railway/tramway track construction material of iron/steel, the following: check-rails & rack rails, chairs, chair wedges, rail clips, bedplates, ties & other material specialized for jointing/fixing rails	525	684.307	3.815	1.266.424
73030011	Hubless tubes and pipes, of cast iron	2.425	102.758	18.425	364.418
73030019	Tubes and pipes, of cast iron; other than hubless tubes and pipes	140	209.907	2.510	263.456
73030099	Hollow profiles, of cast iron with external diameter exceeding 100 mm	47.680	684.176	8.613	143.697
73041100	Line pipe of a kind used for oil or gas pipelines; of stainless steel	6.373	1.514.657	6.882	1.138.067
73041900	Line pipe of a kind used for oil or gas pipelines; other than of stainless steel	111.342	19.404.545	785.888	59.479.289
73042290	Drill pipe, of stainless steel, of a kind used in drilling for oil or gas; other than with yield strength less than 80,000 psi, without threaded end	94.804	699.518	64.536	917.696
73042390	Drill pipe, of iron/other than cast iron, of a kind used in drilling for oil or gas; with yield strength < 80,000 psi, with threaded end; or with yield strength ≥ 80,000 psi, whether/not with threaded end	10	106.017	4	71.205
73042430	Casing and tubing with yield strength 80,000 psi or more, whether or not with threaded end; of stainless steel	1.248.697	9.744.260	7.693.907	64.074.929
73042910	Casing and tubing with yield strength less than 80,000 psi, without threaded end; other than of stainless steel	1.219.068	3.144.021	2.237.964	6.014.353
73042920	Casing and tubing with yield strength less than 80,000 psi, with threaded end; other than of stainless steel	14.450	127.540	28.184	241.678
73042930	Casing and tubing with yield strength 80,000 psi or more, whether or not with threaded end; other than of stainless steel	1.042.393	12.060.361	4.000.871	57.122.492
73043110	Drillrod casing and tubing with pin and box threads; cold-drawn or cold-rolled (cold-reduced); of circular cross-section, of iron or non-alloy steel	-	1	-	3
73043120	High-pressure pipe capable of withstanding a pressure of not less than 42,000 psi; cold-drawn or cold-rolled (cold-reduced); of circular cross-section, of iron or non-alloy steel	-	7.268	-	20.731
73043190	Tubes, pipes & hollow profiles, seamless, of circular cross-section, of iron/ non-alloy steel; cold-drawn/ cold-rolled; other than those of HS 73043110 - 73043140	2.292	9.917	21.947	61.113
73043920	High-pressure pipe capable of withstanding a pressure of not less than 42,000 psi; other than cold-drawn or cold-rolled (cold-reduced); of circular cross-section, of iron or non-alloy steel	-	18	-	1.622

Tabel 3 : Ekspor Indonesia menurut Komoditi (Kode HS 8 digit)

Agustus 2022

Kode H S	Uraian golongan barang	Berat bersih (Kg)		Nilai F.O.B. (U S \$)	
		Bulan ini	Kumulatif	Bulan ini	Kumulatif
(1)	(2)	(3)	(4)	(5)	(6)
73043940	Tubes, pipes & hollow profiles, seamless, of circular cross-section, of iron/ non-alloy steel; other than cold-drawn/ cold-rolled; having an external diameter < 140 mm and < 0.45 % by weight of carbon	-	1.780	-	1.391
73043990	Tubes, pipes & hollow profiles, seamless, of circular cross-section, of iron/ non-alloy steel; cold-drawn/ cold-rolled; other than those of HS 73043920 - 73043940	-	285.733	-	354.202
73044100	Tubes, pipes & hollow profiles, seamless, of circular cross-section, of stainless steel; cold-drawn or cold-rolled (cold-reduced)	-	20.198	-	478.333
73044900	Tubes, pipes & hollow profiles, seamless, of circular cross-section, of stainless steel; other than cold-drawn or cold-rolled (cold-reduced)	10.329	678.958	115.453	997.914
73045110	Drillrod casing and tubing with pin and box threads; cold-drawn or cold-rolled (cold-reduced); of circular cross-section, of other alloy steel	-	171	-	3.871
73045190	Tubes, pipes & hollow profiles, seamless, of circular cross-section, of other alloy steel; cold-drawn or cold-rolled (cold-reduced)	4	11.793	141	14.484
73045910	High-pressure pipe with a yield strength not less than 42,000 psi; other than cold-drawn or cold-rolled (cold-reduced); of circular cross-section, of other alloy steel	-	6	-	340
73045990	Tubes, pipes & hollow profiles, seamless, of circular cross-section, of other alloy steel; other than cold-drawn or cold-rolled; other than high-pressure pipe with a yield strength \geq 42,000 psi	1.926	105.795	88.995	637.804
73049010	High-pressure pipe with a yield strength not less than 42,000 psi; other than those of subheading 730411 - 730459	11	205	67	1.043
73049090	Tubes, pipes & hollow profiles, seamless, of iron/ steel; oth than high-pressure pipe; oth than having an external diameter <140 mm & <0.45% by weight of carbon; oth than in subheading 730411 - 730459	32.986	1.147.337	24.765	9.583.731
73051100	Line pipe of a kind used for oil or gas pipelines; longitudinally submerged arc welded	-	53.306.799	-	37.073.798
73051210	Line pipe of a kind used for oil or gas pipelines; longitudinally welded; Electric resistance welded (ERW)	36.000	36.000	36.000	36.000
73051290	Line pipe of a kind used for oil or gas pipelines; longitudinally welded; other than Electric resistance welded (ERW)	162	1.010.169	36	8.543.209
73051910	Line pipe of a kind used for oil or gas pipelines; other than longitudinally submerged arc welded; spiral or helical submerged arc welded	-	2.175.353	-	2.891.624
73051990	Line pipe of a kind used for oil or gas pipelines; other than longitudinally submerged arc welded; other than spiral or helical submerged arc welded	254.800	735.411	81.361	806.859
73052000	Casing of a kind used in drilling for oil or gas	3.516.947	10.582.244	2.427.846	12.378.061
73053110	Line pipe of a kind used other than for oil or gas pipelines, welded; longitudinally welded; stainless steel pipes and tubes	212.541	1.340.127	1.101.489	6.661.389
73053190	Line pipe of a kind used other than for oil or gas pipelines, welded; longitudinally welded; other than stainless steel pipes and tubes	844.728	1.405.952	1.615.507	6.925.219
73059000	Other tubes & pipes (ie welded, riveted or similarly closed), having circular cross-sections, the external diameter of which exceeds 406.4 mm, of iron/ steel; n.e.c. in heading 7305	232.367	419.492	505.972	761.868
73061110	Line pipe of a kind used for oil or gas pipelines; welded, of stainless steel; longitudinally electric resistance welded (ERW)	-	633	-	120
73061190	Line pipe of a kind used for oil or gas pipelines; welded, of stainless steel; other than longitudinally electric resistance welded (ERW)	42	9.551	40	41.162

Tabel 3 : Ekspor Indonesia menurut Komoditi (Kode HS 8 digit)

		Agustus 2022			
Kode H S	Uraian golongan barang	Berat bersih (Kg)		Nilai F.O.B. (U S \$)	
		Bulan ini	Kumulatif	Bulan ini	Kumulatif
(1)	(2)	(3)	(4)	(5)	(6)
73061910	Line pipe of a kind used for oil or gas pipelines; other than welded, of stainless steel; longitudinally electric resistance welded (ERW)	5.279	1.214.846	9.795	1.845.726
73061990	Line pipe of a kind used for oil or gas pipelines; other than welded, of stainless steel; other than longitudinally electric resistance welded (ERW); other than spiral or helical submerged arc welded	49	2.310.320	588	22.378.572
73062100	Casing and tubing of a kind used in drilling for oil or gas; welded, of stainless steel	90	95	529	579
73062900	Casing and tubing of a kind used in drilling for oil or gas; other than welded, of stainless steel	99.016	104.648	66.341	73.667
73063019	Boiler tubes, welded, of circular cross-section, of iron or non-alloy steel; with an external diameter not less than 12.5 mm	-	6.878	-	10.910
73063029	Copper-plated, fluororesin-coated/ zinc-chromated steel tubes; welded, of circular cross-section, of iron or non-alloy steel; with an external diameter not less than 12.5 mm	747.531	6.580.203	957.461	9.433.016
73063049	Other tubes, pipes and hollow profiles, welded, of circular cross-section, of iron or non-alloy steel; high-pressure pipe with a yield strength \geq 42,000 psi; with an external diameter \geq 12.5 mm	-	1	-	5
73063091	Other tubes, pipes, welded, of circular cross-section, of iron/non-alloy steel; high-pressure pipe yield strength < 42,000 psi; internal diameter \geq 12.5 mm, external diameter < 140 mm, weight < 0.45% carbon	87.482	622.084	229.081	1.610.091
73063092	Other tubes, pipes and hollow profiles, welded, of circular cross-section, of iron or non-alloy steel; high-pressure pipe with a yield strength < 42,000 psi; with an internal diameter < 12.5 mm	-	28.418	-	97.881
73063099	Other tubes, pipes and hollow profiles, welded, of circular cross-section, of iron or non-alloy steel; high-pressure pipe with a yield strength < 42,000 psi; other than in HS 73063091 - 73063092	65.642	755.393	99.744	1.252.680
73064019	Boiler tubes; welded, of circular cross-section, of stainless steel; with an external diameter exceeding 12.5 mm	-	393	-	6.722
73064090	Other tubes, pipes and hollow profiles; welded, of circular cross-section, of stainless steel; other than those of HS 73064011 - 73064030	16.618	437.329	82.961	2.263.989
73065099	Other tubes, pipes and hollow profiles; welded, of circular cross-section, of other alloy steel; with an external diameter not less than 12.5 mm	95.360	690.096	227.925	1.590.819
73066110	Other tubes, pipes and hollow profiles; welded, of non-circular cross-section; of square or rectangular cross-section; with an external diagonal cross-section less than 12.5 mm	-	37.500	-	20.000
73066190	Other tubes, pipes and hollow profiles; welded, of non-circular cross-section; of square or rectangular cross-section; with an external diagonal cross-section not less than 12.5 mm	47.820	304.313	122.691	752.185
73066990	Other tubes, pipes and hollow profiles; welded, of non-circular cross-section; of other non-circular cross-section; with an external diagonal cross-section not less than 12.5 mm	1	6.638	670	11.522
73069019	Copper brazed pipes and tubes; with an external diagonal cross-section not less than 12.5 mm	54	34.369	82	107.734
73069091	Other tubes, pipes and hollow profiles of iron or steel; high pressure pipes with a yield strength not less than 42,000 psi, with an internal diameter of less than 12.5 mm	45	45	30	30
73069094	Other tubes, pipes and hollow profiles of iron or steel; high pressure pipes, with an external diameter of less than 12.5 mm	-	2.990	-	406
73069099	Other tubes, pipes and hollow profiles of iron or steel; n.e.c. in heading 7306	622.003	896.219	330.129	478.221

Tabel 3 : Ekspor Indonesia menurut Komoditi (Kode HS 8 digit)

		Agustus 2022			
Kode H S	Uraian golongan barang	Berat bersih (Kg)		Nilai F.O.B. (U S \$)	
		Bulan ini	Kumulatif	Bulan ini	Kumulatif
(1)	(2)	(3)	(4)	(5)	(6)
73071110	Cast fittings, of non-malleable cast iron; hubless tube or pipe fittings	2.008	2.010	23	27
73071190	Cast fittings, of non-malleable cast iron; other than hubless tube or pipe fittings	16.931	55.241	40.188	237.631
73071900	Cast fittings, other than of non-malleable cast iron;	772.946	5.640.024	2.449.608	17.775.054
73072110	Flanges; of stainless steel; having an internal diameter of less than 15 cm	5.441	20.555	80.228	204.814
73072190	Flanges; of stainless steel; having an internal diameter of not less than 15 cm	103.456	1.061.544	504.360	4.037.658
73072210	Threaded elbows, bends and sleeves; of stainless steel; having an internal diameter of less than 15 cm	7.488	52.322	140.464	855.579
73072290	Threaded elbows, bends and sleeves; of stainless steel; having an internal diameter of not less than 15 cm	4.952	213.423	53.767	1.523.062
73072310	Butt welding fittings; of stainless steel; having an internal diameter of less than 15 cm	-	14.826	-	65.226
73072390	Butt welding fittings; of stainless steel; having an internal diameter of not less than 15 cm	8	29.803	127	483.174
73072910	Tube or pipe fittings; of stainless steel; other than flanges or threaded elbows, bends and sleeves or butt welding fittings; having an internal diameter of less than 15 cm	1	49.187	10	204.754
73072990	Tube or pipe fittings; of stainless steel; other than flanges or threaded elbows, bends and sleeves or butt welding fittings; having an internal diameter of not less than 15 cm	90	558.492	853	2.539.691
73079110	Flanges of iron or steel; other than of stainless steel; having an internal diameter of less than 15 cm	5.672	72.504	19.849	299.574
73079190	Flanges of iron or steel; other than of stainless steel; having an internal diameter of not less than 15 cm	88.228	1.196.979	175.832	3.701.284
73079210	Threaded elbows, bends and sleeves of iron or steel; other than of stainless steel; having an internal diameter of less than 15 cm	-	12.959	-	642.574
73079290	Threaded elbows, bends and sleeves of iron or steel; other than of stainless steel; having an internal diameter of not less than 15 cm	924.435	5.100.837	609.270	3.725.825
73079310	Butt welding fittings of iron or steel; other than of stainless steel; having an internal diameter of less than 15 cm	51	2.504	150	17.004
73079390	Butt welding fittings of iron or steel; other than of stainless steel; having an internal diameter of not less than 15 cm	745	578.076	6.298	5.945.238
73079910	Tube or pipe fittings of iron or steel; other than of stainless steel; other than flanges or threaded elbows, bends and sleeves or butt welding fittings; having an internal diameter of less than 15 cm	9.428	91.902	207.453	1.119.057
73079990	Tube/pipe fittings of iron or steel; oth than of stainless steel; other than flanges or threaded elbows, bends and sleeves or butt welding fittings; having an internal diameter of not less than 15 cm	915.240	5.305.883	4.924.270	34.319.619
73081010	Bridges and bridge-sections, of iron or steel; prefabricated modular type joined by shear connectors	3	3	3	3
73081090	Bridges and bridge-sections, of iron or steel; other than prefabricated modular type joined by shear connectors	528.944	3.972.396	681.007	5.453.694
73082011	Towers, of iron or steel; prefabricated modular type joined by shear connectors	-	20.928	-	368.000
73082019	Towers, of iron or steel; other than prefabricated modular type joined by shear connectors	4.801	4.758.524	4.030	6.731.827
73082029	Lattice masts, of iron or steel; other than prefabricated modular type joined by shear connectors	13.977.381	46.453.402	45.907.770	147.393.633
73083010	Doors, of iron or steel, of a thickness of 6 mm or more but not exceeding 8 mm	-	3.240	-	11.907
73083090	windows and their frames and thresholds for doors, of iron or steel	719	37.138	23.783	136.641
73084010	Equipment for scaffolding, shuttering, propping or pit-propping, of iron or steel; prefabricated modular type joined by shear connectors	-	1.180	-	954

Tabel 3 : Ekspor Indonesia menurut Komoditi (Kode HS 8 digit)

		Agustus 2022			
Kode H S	Uraian golongan barang	Berat bersih (Kg)		Nilai F.O.B. (U S \$)	
		Bulan ini	Kumulatif	Bulan ini	Kumulatif
(1)	(2)	(3)	(4)	(5)	(6)
73084090	Equipment for scaffolding, shuttering, propping or pit-propping, of iron or steel; other than prefabricated modular type joined by shear connectors	1.058.346	7.863.445	3.621.969	68.431.640
73089020	Structures&parts of iron/steel;oth than bridges&bridge-sections/towers&lattice masts/ equipment for scaffolding,shuttering,propping /pit-propping;prefabricated modular type joined by shear connectors	135	89.867	58.029	394.380
73089040	Structures and parts of structures, of iron or steel; corrugated and curved galvanised plates or sheets prepared for use in conduits, culverts or tunnels	5.726	6.633	2.869	3.776
73089050	Structures and parts of structures, of iron or steel; rails for ships	-	1.845.221	-	6.870.779
73089060	Structures and parts of structures, of iron or steel; perforated cable trays	-	19.009	-	91.743
73089092	Guardrails of iron or steel	3.077	9.367	4.365	16.034
73089099	Plates, rods, angles, shapes, sections, tubes and the like, prepared for use in structures, of iron or steel	2.069.755	35.537.304	2.575.144	86.907.605
73090011	Reservoirs, tanks, vats and similar containers for any material of iron or steel, of a capacity > 300 l; of a kind used for the conveyance or packing of goods; lined or heat-insulated	-	6.080	-	66.169
73090019	Reservoirs, tanks, vats and similar containers for any material of iron or steel, of a capacity > 300 l; of a kind used for the conveyance or packing of goods; not lined or heat-insulated	17.576	272.985	40.475	157.060
73090091	Reservoirs, tanks, vats and similar containers for any material of iron or steel, of a capacity > 300 l; other than of a kind used for the conveyance or packing of goods; lined or heat-insulated	-	7.902	-	21.060
73090099	Reservoirs, tanks, vats and similar containers for any material of iron or steel, of a capacity > 300 l; other than of a kind used for the conveyance or packing of goods; not lined or heat-insulated	24.638	339.605	121.912	1.001.544
73101010	Tanks, casks, drums, cans, boxes and similar containers, for any material, of iron or steel; of a capacity ≥ 50 l but ≤ 300 l; of tinplate	961.290	1.387.406	47.492	106.652
73101091	Tanks, casks, drums, cans, boxes and similar containers, for any material, of iron or steel; of a capacity ≥ 50 l but ≤ 300 l; casting, forging or stamping, in the rough state	36	2.435	165	2.438
73101099	Tanks, casks, drums, cans, boxes and similar containers, for any material, of iron or steel; of a capacity ≥ 50 l but ≤ 300 l; other than casting, forging or stamping, in the rough state	18.649	2.434.097	32.487	4.371.203
73102111	Cans which are to be closed by soldering or crimping, of iron or steel; of a capacity < 1 l; of tinplate	-	1	-	1
73102119	Cans which are to be closed by soldering or crimping, of iron or steel; of a capacity < 1 l; other than of tinplate	4.719	152.592	18.068	652.101
73102191	Cans which are to be closed by soldering or crimping, of iron or steel; of a capacity ≥ 1 l but < 50 l; of tinplate	-	60.113	-	267.771
73102199	Cans which are to be closed by soldering or crimping, of iron or steel; of a capacity ≥ 1 l but < 50 l; other than of tinplate	14.092	122.313	64.568	376.285
73102911	Tanks, casks, drums, cans, boxes and similar containers, for any material, of iron or steel; other than cans which are to be closed by soldering/crimping; of a capacity < 1 l; of tinplate	-	131	-	816
73102919	Tanks, casks, drums, cans, boxes and similar containers, for any material, of iron or steel; other than cans which are to be closed by soldering/crimping; of a capacity < 1 l; other than of tinplate	-	296.397	-	1.239.664
73102991	Tanks, casks, drums, cans, boxes and similar containers, for any material, of iron or steel; other than cans which are to be closed by soldering/crimping; of a capacity ≥ 1 l but < 50 l; of tinplate	-	26.000	-	113.573

Tabel 3 : Ekspor Indonesia menurut Komoditi (Kode HS 8 digit)

Agustus 2022

Kode H S	Uraian golongan barang	Berat bersih (Kg)		Nilai F.O.B. (U S \$)	
		Bulan ini	Kumulatif	Bulan ini	Kumulatif
(1)	(2)	(3)	(4)	(5)	(6)
73102999	Tanks, casks, drums, cans, boxes & similar, for any material, of iron/steel; other than cans which are to be closed by soldering; of a capacity \geq 1 l but < 50 l; n.e.c. in heading 7310	16.140	127.967	559.490	966.015
73110024	Seamless steel cylinders; of a capacity of 30 l or more, but less than 110 l, for Liquefied Petroleum Gas (LPG)	-	54.350	-	41.665
73110025	Seamless steel cylinders; of a capacity of 30 l or more, for Liquefied Petroleum Gas (LPG)	-	13.421	-	19.485
73110026	Seamless steel cylinders; of a capacity of less than 30 l	754	38.105	5.128	79.057
73110027	Seamless steel cylinders; of a capacity of \geq 30 l but < 110 l; other than for Automotive Compressed Natural Gas (CNG) or Liquefied Natural Gas (LNG); other than for Liquefied Petroleum Gas (LPG)	-	47.005	-	144.830
73110029	Seamless steel cylinders; other than those of HS 73110021 - 73110027	50.884	306.498	11.750	152.986
73110091	Containers for compressed or liquefied gas, of iron or steel; other than seamless steel cylinders; of a capacity not exceeding 7.3 l	-	10	-	938
73110094	Containers for compressed or liquefied gas, of iron or steel; other than seamless steel cylinders; of a capacity of 30 l or more, but less than 110 l	-	9.840	-	21.800
73110099	Containers for compressed or liquefied gas, of iron or steel; other than seamless steel cylinders; of a capacity of 110 l or more	168.469	512.309	137.799	1.368.637
73121010	Stranded wire, ropes and cables, of iron or steel, not electrically insulated; locked coils, flattened strands and non-rotating wire ropes	135.509	893.422	137.819	969.567
73121020	Stranded wire, ropes and cables, of iron or steel, not electrically insulated; plated or coated with brass and of a diameter not exceeding 3 mm	3.913.292	40.063.405	8.090.046	79.190.936
73121030	Stranded wire, ropes and cables, of iron or steel, not electrically insulated; plated or coated with aluminium	153	1.101	4.475	29.561
73121091	Stranded wire, ropes and cables, of iron or steel, not electrically insulated; other than subheading 731210; stranded steel wire for prestressing concrete	-	546.847	-	646.971
73121099	Stranded wire, ropes and cables, of iron or steel, not electrically insulated; other than subheading 731210; other than stranded steel wire for prestressing concrete	25.825	281.061	137.042	1.326.553
73129000	Plaited bands, slings and the like, of iron or steel, not electrically insulated	854.844	8.517.430	2.911.178	25.432.140
73130000	Barbed wire of iron or steel; twisted hoop or single flat wire, barbed or not, and loosely twisted double wire, of a kind used for fencing, of iron or steel	70.161	1.719.953	116.538	3.130.871
73141200	Woven cloth; endless bands for machinery, of stainless steel	-	87	-	10.070
73141400	Other woven cloth, of stainless steel	211	2.238	5.205	58.378
73141910	Woven cloth; endless bands for machinery other than of stainless steel	-	25	-	270
73141990	Other woven cloth, other than of stainless steel	328	3.717	922	10.778
73142000	Grill, netting and fencing cloth, welded at the intersection, of wire with a maximum cross-sectional dimension of 3 mm or more and having a mesh size of 100 cm ² or more	275	32.901	2.094	334.567
73143900	Other grill, netting and fencing cloth of iron or steel wire, welded at the intersection; other than plated or coated with zinc	20.000	20.502	15.252	23.963
73144100	Other cloth, grill, netting and fencing of iron or steel wire; plated or coated with zinc	110.761	1.198.072	183.982	2.069.634
73144200	Other cloth, grill, netting and fencing of iron or steel wire; coated with plastics	4.173	170.073	8.993	345.041
73144900	Other cloth, grill, netting and fencing of iron or steel wire; other than plated or coated with zinc; other than coated with plastic	99.358	734.500	238.982	1.108.732
73145000	Expanded metal of iron or steel	7	294	149	5.667

Tabel 3 : Ekspor Indonesia menurut Komoditi (Kode HS 8 digit)

Agustus 2022

Kode H S	Uraian golongan barang	Berat bersih (Kg)		Nilai F.O.B. (U S \$)	
		Bulan ini	Kumulatif	Bulan ini	Kumulatif
(1)	(2)	(3)	(4)	(5)	(6)
73151110	Articulated link chain and parts thereof; bicycle or motorcycle roller chain of iron or steel	926	16.990	16.807	140.679
73151191	Articulated link chain and parts thereof; transmission type roller chain, of a pitch length of not less than 6 mm and not more than 32 mm of iron or steel	-	332	-	24.263
73151199	Articulated link chain and parts thereof; transmission type roller chain, of a pitch length more than 32 mm of iron or steel	832	11.737	11.472	152.217
73151210	Articulated link chain and parts thereof; bicycle or motorcycle non roller chain of iron or steel	-	65	-	177
73151290	Articulated link chain and parts thereof; other than bicycle or motorcycle non roller chain of iron or steel	-	8.675	-	65.606
73151910	Articulated link chain and parts thereof; parts of bicycle or motorcycle chain	3	829	153	8.295
73151990	Articulated link chain and parts thereof; parts of other than bicycle or motorcycle chain	1.802	1.831	50.116	53.432
73152000	Skid chain of iron or steel	-	2.695	-	20.301
73158100	Stud-link chain of iron or steel	60	233.272	131	484.482
73158200	Chain of iron or steel; other than articulated link chain; other than stud-link chain; welded link	7	210	300	30.653
73158910	Chain of iron or steel; other than articulated link chain; other than in subheading of 731581 and 731582; bicycles or motorcycle chain	-	888	-	8.330
73158990	Chain of iron or steel; other than articulated link chain; other than in subheading of 731581 and 731582; other than bicycles or motorcycle chain	-	6.736	-	32.175
73159020	Parts of bicycle or motorcycle chain of iron or steel	-	16	-	48
73159090	Parts of chain of iron or steel; other than parts of bicycle or motorcycle chain	620.199	3.703.921	2.133.052	12.301.536
73160000	Anchors, grapnels and parts thereof, of iron or steel	20	434.532	1.728	493.192
73170010	Wire nails of iron or steel	5	111	5	652
73170020	Staples of iron or steel	422	507	575	666
73170030	Dog spikes for rail sleepers; gang nails, of iron or steel	-	2.500	-	16.250
73170090	Nails, tacks, drawing pins, corrugated nails, staples & similar articles, of iron/ steel, whether/ not with heads of other material; other than wires nails, staples, dog spikes for sleepes, gang nails	177	54.584	605	60.878
73181100	Threaded articles; coach screws	69	882	272	27.536
73181210	Threaded articles; other wood screws having a shank of an external diameter not exceeding 16 mm	-	13	-	6
73181290	Threaded articles; other wood screws having a shank of an external diameter exceeding 16 mm	2.425	18.211	7.920	77.828
73181300	Threaded articles; screw hooks and screw rings	371	2.008	12.594	30.361
73181410	Threaded articles; self-tapping screws, having a shank of an external diameter not exceeding 16 mm	4.856	72.491	20.174	299.804
73181490	Threaded articles; self-tapping screws, having a shank of an external diameter exceeding 16 mm	8.059	108.191	30.783	767.365
73181510	Threaded articles; other screws and bolts, whether or not with their nuts or washers, having a shank of an external diameter not exceeding 16 mm	308.187	2.149.938	1.018.397	7.279.596
73181590	Threaded articles; other screws and bolts, whether or not with their nuts or washers, having a shank of an external diameter exceeding 16 mm	1.044.280	7.252.013	7.316.272	46.796.825
73181610	Threaded articles; nuts, whether or not with their nuts or washers, having a shank of an external diameter not exceeding 16 mm	169.339	1.314.275	1.393.235	10.806.076
73181690	Threaded articles; nuts, whether or not with their nuts or washers, having a shank of an external diameter exceeding 16 mm	68.840	407.163	518.040	2.987.024
73181910	Threaded articles; having a shank of an external diameter not exceeding 16 mm; other than those of subheading 731811 - 731816	267.429	3.152.620	41.233	390.987

Tabel 3 : Ekspor Indonesia menurut Komoditi (Kode HS 8 digit)

Agustus 2022

Kode H S	Uraian golongan barang	Berat bersih (Kg)		Nilai F.O.B. (U S \$)	
		Bulan ini	Kumulatif	Bulan ini	Kumulatif
		(1)	(2)	(3)	(4)
73181990	Threaded articles; having a shank of an external diameter exceeding 16 mm; other than those of subheading 731811 - 731816	2.671	30.213	19.022	332.230
73182100	Non-threaded articles; spring washers and other lock washers	1.432	11.467	64.223	364.539
73182200	Non-threaded articles; other washers	25.494	170.658	345.945	2.154.478
73182310	Non-threaded articles; rivets having an external diameter not exceeding 16 mm	73	2.035	820	17.693
73182390	Non-threaded articles; rivets having an external diameter exceeding 16 mm	510	3.643	9.759	57.501
73182400	Non-threaded articles; cotters and cotter-pin	3.256	32.561	27.848	326.073
73182910	Non-threaded articles; having a shank of an external diameter not exceeding 16 mm; other than those of subheading 731821 - 731824	14.038	83.012	142.143	685.918
73182990	Non-threaded articles; having a shank of an external diameter exceeding 16 mm; other than those of subheading 731821 - 731824	96.764	696.317	550.156	3.575.754
73194010	Safety pins	8.729	42.598	10.890	58.845
73194020	Other pins	1.105	7.554	10.605	74.284
73199010	Sewing, darning or embroidery needles	-	144	-	17.556
73199090	Other sewing needles, knitting needles, bodkins, crochet hooks, embroidery stiletos and similar articles, for use in the hand, of iron or steel; safety pins and other pins of iron or steel, NEC	109	2.190	1.606	67.483
73201011	Leaf-springs and leaves; suitable for use on motor vehicles of heading 8702, 8703 or 8704	4.018.681	30.616.424	7.298.979	62.110.566
73201012	Leaf-springs and leaves; suitable for use on other motor vehicles	202.907	1.320.394	506.336	3.284.142
73201019	Springs and leaves for springs suitable for use on machinery of heading 8429 or 8430	33.882	230.365	58.506	375.090
73201090	Other leaf-springs and leaves	120.761	1.627.156	231.590	2.952.404
73202011	Helical springs for motor vehicles	49.999	479.492	282.308	2.765.690
73202012	Helical springs for earth-moving machinery	59	236	1.192	2.636
73202019	Helical springs; suitable for use on motor vehicles or machinery of heading 8429 or 8430; other than for motor vehicles or earth-moving machinery	1.684	11.116	21.999	160.894
73202090	Helical springs; not suitable for use on motor vehicles or machinery of heading 8429 or 8430	28.643	715.775	130.707	2.372.719
73209010	Other springs and leaves for springs, of iron or steel; suitable for use on motor vehicles	2.420	13.771	24.954	159.369
73209090	Other springs and leaves for springs, of iron or steel; not suitable for use on motor vehicles	383.600	1.395.487	770.497	3.484.806
73211100	Cooking appliances and plate warmers; for gas fuel or for both gas and other fuels	144.885	755.732	1.059.261	5.285.380
73211200	Cooking appliances and plate warmers; for liquid fuel	4.950	40.844	12.435	190.879
73211990	Cooking appliances and plate warmers; other than for gas/gas and both gas & other/liquid/solid fuel	1.160	15.612	8.579	89.110
73218200	Other appliances; for gas liquid fuel	-	905	-	2.405
73218900	Other appliances; other than for gas fuel or for both gas and other fuels/liquid fuel; including appliances for solid fuel	19	34	47	82
73219010	Parts of kerosene stoves	17.988	51.150	83.124	191.745
73219021	Parts of cooking appliances and plate warmers using gas fuel; burner; components made by stamping or pressing processes	-	51.019	-	130.744
73219029	Parts Of cooking appliances and plate warmers using gas fuel; other than burner; components made by stamping or pressing processes	1.498	117.732	13.317	330.443
73219090	Other parts of stoves, ranges, grates, cookers, barbecues, braziers, gas-rings, plate warmers & similar non-electric domestic appliances, of iron/steel	1.876	7.738	14.066	70.576
73221100	Radiators and parts thereof; of cast iron	75	85	758	858
73221900	Radiators and parts thereof; other than cast iron	-	100	-	646

Tabel 3 : Ekspor Indonesia menurut Komoditi (Kode HS 8 digit)

Agustus 2022

Kode H S	Uraian golongan barang	Berat bersih (Kg)		Nilai F.O.B. (U S \$)	
		Bulan ini	Kumulatif	Bulan ini	Kumulatif
		(1)	(2)	(3)	(4)
73229000	Air heaters & hot air distributors (incl distributors which can also distribute fresh/conditioned air), not electrically heated, incorporating a motor-driven fan/blower, & parts thereof, of iron/steel	2.050	13.977	5.176	66.358
73231000	Iron or steel wool; pot scourers and scouring or polishing pads, gloves and the like	14.640	89.148	67.865	428.955
73239110	Kitchenware and parts thereof; of cast iron, not enamelled	15.592	104.440	23.552	155.037
73239120	Ashtrays and parts thereof; of cast iron, not enamelled	-	6	-	59
73239190	Household articles other than kitchenware and ashtrays and parts thereof; of cast iron, not enamelled	760	13.166	601	141.766
73239200	Household articles and parts thereof; of cast iron, enamelled	4.960	72.334	26.486	559.763
73239310	Kitchenware and parts thereof; of stainless steel	40.593	405.681	389.242	4.257.181
73239390	Household articles other than kitchenware and ashtrays and parts thereof; of stainless steel	14.547	345.660	222.583	4.774.167
73239400	Household articles and parts thereof; of iron (other than cast iron) or steel, enamelled	276.639	979.238	1.894.310	7.045.578
73239910	Kitchenware; of iron other than stainless steel and cast iron	23.059	97.153	41.369	153.253
73239990	Tableware, kitchenware or other household articles and parts thereof; of iron other than stainless steel and cast iron	59.280	962.918	234.155	4.443.820
73241010	Kitchen sinks; of stainless steel	773	10.985	6.452	94.416
73241090	Wash basins; of stainless steel	9.053	54.052	109.362	537.608
73242110	Bathtubs having rectangular or oblong interior shape; of cast iron, whether or not enamelled	-	456	-	3.788
73242190	Bathtubs having other than rectangular or oblong interior shape; of cast iron, whether or not enamelled	1	114	25	255
73242990	Bathtubs having other than rectangular or oblong interior shape; of not cast iron, whether or not enamelled	4.334	16.454	49.716	219.143
73249010	Flushing water closets or urinals (fixed type)	-	7.755	-	49.295
73249091	Parts of kitchen sinks or bathtubs	-	13.262	-	7.311
73249099	Other sanitary ware and parts thereof; of iron or steel other than sinks and wash basins, baths, flushing water closets (fixed type)	3.815	27.660	79.000	419.435
73251020	Manhole covers, gratings and frames thereof; of non-malleable cast iron	6.664	57.666	9.800	109.664
73251090	Other cast articles of iron or steel; of non-malleable iron other than manhole covers, gratings, frames therefor, spouts and cups for latex collection	10.981	123.208	704.095	1.111.213
73259920	Manhole covers, gratings and frames thereof; of non-malleable cast iron	-	30	-	15
73259990	Manhole covers, gratings and frames thereof; of malleable cast iron	130.288	756.293	360.203	2.031.026
73261100	Grinding balls and similar articles for mills forged or stamped, but not further worked	1.000.338	7.007.126	1.488.547	9.809.415
73261900	Other articles of iron or steel, other than grinding balls and similar articles for mills, forged or stamped but not further worked	1.082.570	7.757.888	8.328.354	70.254.997
73262050	Poultry cages and the like; of iron or steel wire	154	31.286	224	53.279
73262060	Rat traps; of iron or steel wire	2	345	10	3.875
73262070	Wire mesh curtain and blinds; of iron or steel wire	88	1.832	784	12.603
73262090	Articles of iron or steel wire other than poultry cages and the like or rat traps or wire mesh curtain and blinds	1.833.206	15.979.131	3.574.806	27.598.890
73269010	Ships' rudders; of iron or steel	-	3.828	-	26.125
73269020	Spouts and cups for latex collection; of iron or steel	-	58	-	5.283
73269030	Stainless steel clamp assemblies with rubber sleeves of a kind used for hubless cast iron pipes and pipe fittings; of iron or steel	7.945	92.299	23.547	754.018
73269060	Bunsen burners ; of iron or steel	-	10	-	25
73269070	Horseshoes; riding boot spurs; of iron or steel	2.836	15.820	275.450	1.474.578
73269091	Cigarette cases and boxes; of iron or steel	52.562	444.062	57.107	770.447
73269099	Other articles of iron or steel, n.e.c. in heading 7326	1.199.780	10.883.681	4.330.466	44.348.893
74010010	Copper mattes	929.216	8.663.724	1.108.259	9.216.417

Tabel 3 : Ekspor Indonesia menurut Komoditi (Kode HS 8 digit)

Agustus 2022

Kode H S	Uraian golongan barang	Berat bersih (Kg)		Nilai F.O.B. (U S \$)	
		Bulan ini	Kumulatif	Bulan ini	Kumulatif
(1)	(2)	(3)	(4)	(5)	(6)
74031100	Cathodes and sections of cathodes; of refined copper	20.046.729	134.397.049	157.897.913	1.232.706.032
74031900	Copper alloys; unwrought	25.002	150.978	198.318	1.371.946
74032100	Copper-zinc base alloys (brass)	995.631	9.119.139	5.137.977	58.626.158
74032200	Copper-tin base alloys (bronze)	107.365	952.722	837.447	8.206.981
74032900	Copper alloys; other than brass or bronze or master alloys of heading 7405	-	36.805	-	467.565
74040000	Copper waste and scrap	2.686.859	20.596.417	20.199.944	179.836.335
74061000	Copper powders; of non-lamellar structure	-	1	-	11
74062000	Copper flakes; of lamellar structure	36.221	83.263	291.023	703.429
74071030	Profiles; of refined copper	53	158.408	7.801	1.576.382
74071049	Bars and rods other than square or rectangular cross-section; of refined copper	533.821	3.302.851	5.197.087	31.750.025
74072100	Bars, rods and profiles, of copper-zinc base alloys (brass)	635.551	5.402.332	5.336.849	48.464.297
74072900	Bars, rods and profiles, of copper alloys other than copper-zinc base alloys (brass)	202.046	407.946	1.217.617	2.818.735
74081120	Copper wire which the maximum cross-sectional dimension does not exceed 8 mm; of refined copper	25.094	6.556.506	197.686	66.509.793
74081130	Copper wire which the maximum cross-sectional dimension exceed 8 mm but not exceed 14 mm; of refined copper	1.986.290	9.738.461	15.065.191	92.248.621
74081190	Copper wire which the maximum cross-sectional dimension does exceed 14 mm; of refined copper	1.687.448	10.508.529	12.352.867	91.206.044
74081910	Copper wire plated or coated with gold or silver; of refined copper	-	2	-	19
74081990	Copper wire of refined copper of which the maximum cross-sectional dimension ≤ 6 mm other than plated or coated with gold or silver	2.795.398	18.113.706	25.154.621	181.226.604
74082100	Copper wire of copper-zinc base alloys (brass); of cooper alloys	106.593	1.326.265	796.915	11.428.626
74082200	Copper wire of copper-nickel base alloys (cupro-nickel)/copper-nickel-zinc base alloys (nickel silver); of cooper alloys	4	5	0	36
74082910	Copper wire of copper-tin base alloys (brass); of cooper alloys	1	4	1	170
74082990	Copper wire of cooper alloys other than brass or cupro-nickle or nickle-silver or bronze	1.080	547.208	869	4.705.019
74091100	Copper plates, sheets and strip of a thickness exceeding 0.15 mm; of refined copper, in coils	-	741	-	32.170
74091900	Copper plates, sheets and strip of a thickness exceeding 0.15 mm; of refined copper, not in coils	3.161	8.600	8.580	78.959
74092100	Copper plates, sheets and strip of a thickness exceeding 0.15 mm; of copper-zinc base alloys (brass), in coils	42.016	469.004	390.258	4.527.659
74092900	Copper plates, sheets and strip of a thickness exceeding 0.15 mm; of copper-zinc base alloys (brass), not in coils	1.786	12.070	24.733	169.996
74093900	Copper plates, sheets and strip of a thickness exceeding 0.15 mm; of copper-tin base alloys (bronze), not in coils	2.629	21.545	28.103	209.335
74094000	Copper plates, sheets and strip of a thickness exceeding 0.15mm; of copper-nickel base alloys (cupro-nickel) or copper-nickel-zinc base alloys (nickel silver)	71	576	25.080	205.776
74099000	Copper plates, sheets and strip, of a thickness exceeding 0.15mm; of cooper alloys	104	152	11.101	89.974
74101110	Copper clad laminate for manufacturing printed circuit boards of a thickness (excluding any backing) not exceeding 015 mm; of refined copper, not backed	13.073	20.172	138.221	205.535
74101190	Copper clad laminate for manufacturing printed circuit boards of a thickness (excluding any backing) exceeding 015 mm; of refined copper, not backed	1	7.149	96	79.345
74101200	Copper foil (whether or not printed) not backed with paper, paperboard, plastics or similar backing materials), of a thickness (excluding any backing) not exceeding 015 mm; of copper alloys	15	15	187	187

Tabel 3 : Ekspor Indonesia menurut Komoditi (Kode HS 8 digit)

Agustus 2022

Kode H S	Uraian golongan barang	Berat bersih (Kg)		Nilai F.O.B. (U S \$)	
		Bulan ini	Kumulatif	Bulan ini	Kumulatif
(1)	(2)	(3)	(4)	(5)	(6)
74102100	Copper foil (whether or not printed or backed with paper, paperboard, plastics or similar backing materials), of a thickness (excluding any backing) not exceeding 015 mm; of refined copper	15	15	391	391
74102200	Copper foil (whether or not printed or backed with paper, paperboard, plastics or similar backing materials), of a thickness (excluding any backing) not exceeding 015 mm; of copper alloys, backed	16	48.880	317	362.032
74111000	Copper tubes and pipes; of refined copper	283	203.790	3.056	1.076.611
74112100	Copper tubes and pipes of copper alloys; of copper-zinc base alloys (brass)	1	6	22	12.141
74112200	Copper tubes and pipes; of copper alloys of copper-nickel base alloys (cupro-nickel) or copper-nickel- zinc base alloys (nickel-silver)	-	129	-	101
74112900	Copper tubes and pipes; of copper alloys of other than copper-zinc, copper-nickel base alloys (cupro-nickel) or copper-nickel-zinc base alloys (nickel-silver))	14	6.749	289	7.592
74121000	Copper tube or pipe fittings; of refined copper	-	10	-	740
74122020	Hose fittings, copper tube or pipe fittings; of copper alloys	-	3.047	-	7.847
74122091	Tube or pipe fittings of copper-zinc base alloys (brass), other than hose fittings	15.198	111.856	235.316	1.813.770
74122099	Tube or pipe fittings other than of copper-zinc base alloys (brass), other than hose fittings	67.102	534.307	605.608	3.144.290
74130011	Cables; of copper not electrically insulated of a diameter not exceeding 2828 mm	132	1.907	1.740	22.269
74130019	Stranded wire, plaited bands and the like; of copper not electrically insulated Of a diameter not exceeding 2828 mm	825	18.791	9.669	114.011
74130091	Cables; of copper electrically insulated of a diameter exceeding 2828 mm	70	1.065	51	2.992
74130099	Stranded wire, plaited bands and the like; of copper electrically insulated of a diameter exceeding 2828 mm	-	89	-	1.717
74151010	Nails (other than those of heading 8305); of copper or of iron or steel with heads of copper	24	1.412	107	572
74151020	Staples (other than those of heading 8305); of copper or of iron or steel with heads of copper	-	8	-	29
74151090	Tacks, drawing pins (other than those of heading 8305); of copper or of iron or of steel with heads of copper	309	1.319	4.370	75.576
74152100	Washers (including spring washers) not threaded (other than those of heading 8305); of cooper	10	672	12.567	15.646
74152900	Rivets, cotters, cotter-pins and similar articles, not threaded (other than those of heading 8305); of cooper	100	28.293	4.965	47.604
74153310	Screws threaded (other than those of heading 8305); of copper	1.519	21.349	92.811	982.459
74153320	Bolts and nuts threaded (other than those of heading 8305); of copper	5.599	58.931	9.251	134.838
74153900	Other threaded articles (other than those of heading 8305 and 7514); of copper	785	22.625	6.767	74.069
74181010	Pot scourers and scouring or polishing pads, gloves and the like; of copper	-	49	-	689
74181030	Cooking or heating apparatus of a kind used for household purposes, non-electric and parts thereof; of copper	22	4.537	183	3.940
74181090	Other household articels and parts thereof; of copper	416	6.853	12.430	148.933
74182000	Sanitary ware and parts thereof; of copper	40	112.396	1.078	1.797.203
74192010	Chain and parts thereof, cast, moulded, stamped or forged, but not further worked; of copper	18	824	243	2.599
74192020	Reservoirs, tanks, vats and similar containers not fitted with mechanical or thermal equipment, cast, moulded, stamped or forged, but not further worked; of copper	651	678	380	941
74192090	Articles of copper oth than chain & parts thereof or reservoirs or tanks or vats & similar containers not fitted with mechanical/thermal equipment; cast/moulded/stamped/forged, but not further worked	100	8.498	3.144	101.382

Tabel 3 : Ekspor Indonesia menurut Komoditi (Kode HS 8 digit)

Agustus 2022

Kode H S	Uraian golongan barang	Berat bersih (Kg)		Nilai F.O.B. (U S \$)	
		Bulan ini	Kumulatif	Bulan ini	Kumulatif
(1)	(2)	(3)	(4)	(5)	(6)
74198010	Chain and parts thereof of copper; other than cast, moulded, stamped or forged, but not further worked	-	10	-	4.409
74198021	Endless belt for machinery; of copper wire	5	11.712	338	295.129
74198029	Grill and netting; of copper wire	3.100	5.361	51.686	99.132
74198030	Springs of copper	293	1.573	16.471	29.881
74198040	Cigarette cases or boxes; of expanded metal of copper	-	1	-	825
74198050	Cooking or heating apparatus, other than of a kind used for domestic purposes, and parts thereof; of expanded metal of copper	13	630	2	3.625
74198060	Articles specially designed for use during religious rites; of expanded metal of copper	-	475	-	4.004
74198070	Electroplating anodes; capacity measures (other than for domestic use); of expanded metal of copper	-	38	-	2.293
74198080	Reservoirs, tanks, vats and similar containers not fitted with mechanical or thermal equipment of a capacity of 300 l or less; of expanded metal of copper	-	1	-	360
74198090	Other articles of copper n.e.c. of heading 7419	1.947	15.440	59.128	277.487
75011000	Nickel mattes	30.467.533	142.780.651	404.270.657	2.184.732.176
75012000	Nickel oxide sinters and other intermediate products; of nickel metallurgy	62.825.524	314.156.017	209.400.919	1.396.967.843
75030000	Nickel waste and scrap	48.986	842.328	136.181	4.840.524
75051200	Bars, rods and profiles; of nickel alloyed	-	757	-	21.539
75052100	Wire; of nickel not alloys	-	79	-	1.948
75052200	Wire; of nickel alloys	-	38.415	-	461.045
75062000	Plates, sheets, strip and foil; of nickel alloyed	114	147	10.673	12.559
75071200	Tubes and pipes; of nickel alloyed	-	197	-	24.877
75072000	Tube or pipe fittings; of nickel	5	3.156	10	4.535
75089030	Bolts and nuts; of nickel	1	2.103	71	8.636
75089050	Electroplating anodes, including those produced by electrolysis; of nickel	387	1.755	160.466	956.765
75089090	Other articles of nickel	11.972	979.595	1.104.761	5.828.744
76011000	Unwrought aluminium, not alloyed	16.800.054	27.276.812	39.631.345	76.952.374
76012000	Unwrought aluminium, alloyed	8.013.787	61.942.496	18.822.517	190.771.591
76020000	Aluminium waste and scrap	2.081.172	7.691.519	2.779.909	12.925.106
76031000	Aluminium powders; of non-lamellar structure	250	250	5.686	5.694
76032020	Aluminium powders; of lamellar structure	160.000	1.160.000	12.559	83.616
76041010	Bars and rods; of aluminium not alloyed	207	4.152	1.980	25.165
76041090	Profiles of aluminium not alloyed	170	1.311.947	13.370	5.450.659
76042110	Hollow profiles of a kind suitable for making cooling coils of motor vehicle air conditioning machines; of aluminium alloys	16	331	1.230	10.983
76042120	Aluminium spacers for doors and windows; of aluminium alloys	2	1.987	696	12.508
76042190	Other hollow profiles of aluminium alloys	900.854	8.221.277	3.772.430	35.803.501
76042910	Extruded bars and rods; of aluminium alloys	3.068.441	28.574.846	14.080.620	129.094.105
76042930	Y-shaped profiles for zip fasteners, in coils; of aluminium alloys	-	32	-	1.230
76042990	Other extruded bars, rods and profiles; of non aluminium alloys	22.737	376.039	145.541	1.640.738
76051100	Aluminium wire of which the maximum cross-sectional dimension exceeds 7 mm; of aluminium not alloyed	257.125	2.633.607	746.408	8.944.321
76051990	Other aluminium wire of aluminium not alloyed	163.393	905.502	613.062	3.845.183
76052100	Aluminium wire of which the maximum cross-sectional dimension exceeds 7 mm; of aluminium alloyed	-	6.343	-	25.269
76052990	Other aluminium wire; of aluminium alloyed	18.005	113.260	65.721	488.893
76061110	Aluminium plates, sheets and strip, of a thickness exceeding 0.2 mm; rectangular (including square) plain or figured by rolling or pressing, not otherwise surface treated; of aluminium not alloyed	8.975	4.934.985	44.337	20.310.966

Tabel 3 : Ekspor Indonesia menurut Komoditi (Kode HS 8 digit)

Agustus 2022

Kode H S	Uraian golongan barang	Berat bersih (Kg)		Nilai F.O.B. (U S \$)	
		Bulan ini	Kumulatif	Bulan ini	Kumulatif
		(1)	(2)	(3)	(4)
76061190	Aluminium plates, sheets and strip, of a thickness not exceeding 0.2 mm; rectangular (including square) plain or figured by rolling or pressing, not otherwise surface treated; of aluminium not alloyed	117.712	531.015	495.903	2.265.671
76061220	Aluminium plates, not sensitised, of a kind used in the printing industry; of aluminium alloys, of a thickness exceeding 02 mm	29	866	381	9.497
76061233	Aluminium sheet, 5082 or 5182, exceeding 1 m in width in coils; of aluminium alloy, of a thickness exceeding 02 mm	-	52	-	180
76061235	Rectangular aluminium sheet of alloys, surface worked, of a thickness exceeding 0.2 mm	-	131	-	1.931
76061239	Rectangular aluminium sheet of alloys, not surface worked, of a thickness exceeding 0.2 mm	561	743	1.032	1.769
76061290	Rectangular aluminium strip of alloys, of a thickness exceeding 0.2 mm	62.314	1.040.933	190.030	3.951.810
76069100	Aluminium plates, sheets and strip, thickness exceeding 0.2mm, not rectangular, not alloyed	-	706	-	29.651
76069200	Aluminium plates, sheets and strip, thickness exceeding 0.2mm, not rectangular, of aluminium alloys	108.361	3.255.197	377.254	11.993.135
76071100	Aluminium foil rolled but not further worked of a thickness (excluding any backing) not exceeding 02 mmnn, not backed	1.754.874	8.313.163	8.161.654	37.932.493
76071900	Aluminium foil rolled but not further worked of a thickness (excluding any backing) exceeding 02 mmnn, not backed	12.687	289.071	70.202	1.676.661
76072010	Aluminium foil for thermal insulation, backed	9.730	751.369	38.424	4.095.327
76072091	Aluminium foil printed with patterns, or in gold or silver colour, backed	-	101	-	887
76072099	Aluminium foil not for thermal insulation, backed	59	130.529	9.000	875.338
76081000	Aluminium tubes and pipes; of aluminium, not alloyed	91	383	2.535	8.460
76082000	Aluminium tubes and pipes; of aluminium, alloys	221.997	1.382.522	1.303.288	8.075.261
76090000	Aluminium tube or pipe fittings (for example, couplings, elbows, sleeves)	27.631	108.892	123.967	518.122
76101010	Aluminium structure for doors & their frames & thresholds for doors	222.069	918.004	1.302.299	6.081.445
76101090	Aluminium structure for windows & their frames & thresholds for windows	180.993	941.966	816.359	4.206.223
76109030	Aluminium structure for internal or external floating roofs for petroleum storage tanks	-	3	-	1
76109091	Aluminium structure for Bridges and bridge-sections; towers or lattice masts	5.744	67.938	34.025	404.316
76109099	Other aluminium plates, rods, profiles, tubes and the like, prepared for use in structures	443.111	2.454.416	1.875.701	11.001.175
76110000	Aluminium reservoirs,tanks,vats&similar containers,for any material oth than compressed/liquefied gas, of a capacity>300 l, whether/not lined/ heat- insulated, not fitted wh mechanical/thermal equip	7.180	18.563	2.458	23.447
76121000	Aluminium collapsible tubular containers	3.856	38.460	54.837	511.387
76129010	Aluminium seamless containers of a kind suitable for fresh milk	-	78	-	501
76129090	Other aluminium casks, drums, cans, boxes and containersfor any material	869.431	6.629.194	4.014.329	31.745.500
76130000	Aluminium containers for compressed or liquefied gas	19.670	88.190	154.401	694.117
76141011	Cables with steel core of a diameter not exceeding 253 mm	-	194	-	1.338
76141019	Cables of aluminium not electrically insulated with steel core a diameter exceeding 28.28 mm	10.030	63.642	350.183	2.375.180
76141090	Stranded wire plaited bands and the like of aluminium not electrically insulated with steel core	-	1.271	-	11.536
76149011	Cables of aluminium not electrically insulated, without steel core of diameter not exceeding 25.3 mm	49.408	147.088	180.586	576.586
76149019	Cables of aluminium not electrically insulated without steel core of a diameter exceeding 28.28 mm	-	59	-	4.371
76149090	Stranded wire plaited bands and the like of aluminium not electrically insulated without steel core	186.358	835.581	706.473	3.612.003

Tabel 3 : Ekspor Indonesia menurut Komoditi (Kode HS 8 digit)

Agustus 2022

Kode H S	Uraian golongan barang	Berat bersih (Kg)		Nilai F.O.B. (U S \$)	
		Bulan ini	Kumulatif	Bulan ini	Kumulatif
(1)	(2)	(3)	(4)	(5)	(6)
76151010	Pot scourers and scouring or polishing pads, gloves and the like; of aluminium	-	10	-	12
76151090	Tableware, kitchenware or Other household articles and parts thereof; of aluminium	124.695	1.122.284	853.234	9.217.336
76152020	Bedpans, urinals and chamber-pots; of aluminium	-	14	-	435
76152090	Other sanitary ware and parts thereof; of aluminium	304	46.809	3.985	155.090
76161010	Nails (other than those of heading 8305); of aluminium	-	397	-	11.734
76161020	Staples (other than those of heading 8305), hooks, bolts and nuts; of aluminium	863	1.260	4.709	10.666
76161090	tacks, screws, screw hooks, rivets, cotters, cotter-pins, washers and similar articles :of aluminium	1.761	13.220	36.490	412.739
76169100	Cloth, grill, netting and fencing; of aluminium wire	0	14.667	1	111.466
76169920	Ferrules of a kind suitable for use in the manufacture of pencils; of aluminium	-	2	-	994
76169930	Aluminium Slugs, round, of such dimension that the thickness exceeds one-tenth of the diameter	-	26	-	280
76169940	Bobbins, spools, reels and similar supports for textile yarn; of aluminium	38.542	327.762	3.920	58.809
76169951	Venetian blinds of aluminium	4.454	24.900	50.085	235.133
76169959	Blinds other than venetian blinds of aluminium	14	152	1.203	7.377
76169960	Spouts and cups of a kind used for latex collection; of aluminium	-	5	-	1
76169970	Cigarette cases or boxes; of aluminium	-	1	-	99
76169980	Expanded metal; of aluminium	2.940	53.319	24.975	418.187
76169990	Other articles of aluminium	199.160	1.098.705	1.477.706	8.380.029
78019100	Unrefined lead containing by weight antimony as the principal other element	-	506	-	1.012
78019900	Unrefined lead containing by weight antimony not as the principal other elemen	763.834	1.894.961	963.140	2.880.180
78041190	Lead sheets, strip and foil of a thickness exceeding 015 mm	3	20	248	2.158
78041900	Lead plates	-	22.129	-	68.342
78060020	Lead bars, rods, profiles and wire	20.670	227.697	280.654	4.520.166
78060030	Lead tubes, pipes and tube or pipe fittings (for example, couplings, elbows, sleeves)	2	2	8	958
78060040	Lead wool; washers; electroplating anodes	-	2.050	-	28.404
78060090	Other articles of lead	-	3.740	-	31.632
79011200	Unwrought zinc, not alloyed containing by weight less than 9999 % of zinc	142.157	810.681	368.636	2.371.473
79012000	Zinc alloys	173.320	944.042	450.710	2.587.590
79020000	Zinc waste and scrap	779.900	5.099.900	1.723.070	11.268.413
79031000	Zinc dust	658.824	3.948.806	1.830.016	12.531.779
79040000	Zinc bars, rods, profiles and wire	-	101.878	-	264.398
79050040	Zinc plates, sheets, strip and foil of a thickness not exceeding 015 mm	-	935	-	624
79050090	Zinc plates, sheets, strip and foil of a thickness exceeding 015 mm	-	3.393	-	9.925
79070030	Gutters, roof capping, skylight frames and other fabricated building components; of zinc	2.084	25.023	472	19.609
79070040	Tubes, pipes and tube or pipe fittings (for example couplings, elbows, sleeves); of zinc	-	10	-	140
79070092	Other household articles; of zinc	1.563	27.697	570	47.942
79070093	Electroplating anodes; stencil plates; nails, tacks, nuts, bolts, screws, rivets and similar fastening; zinc calots for the manufacture of batteries of zinc	-	4.352	-	11.413
79070099	Other articles of zinc n.e.c. of subheading 7907	336.617	3.098.811	302.763	2.974.407
80011000	Unwrought tin, not alloyed	8.598.502	50.710.325	207.913.693	1.778.366.654
80012000	Unwrought tin, alloyed	-	2	-	74
80030010	Tin bars and rods for soldering	24.067	385.116	458.489	15.528.839
80070030	Tin foil (whether or not printed or backed with paper, paperboard, plastics or similar backing materials), of a thickness (excluding any backing) not exceeding 02 mm; powders and flakes	-	179	-	296

Tabel 3 : Ekspor Indonesia menurut Komoditi (Kode HS 8 digit)

Agustus 2022

Kode H S	Uraian golongan barang	Berat bersih (Kg)		Nilai F.O.B. (U S \$)	
		Bulan ini	Kumulatif	Bulan ini	Kumulatif
(1)	(2)	(3)	(4)	(5)	(6)
81019600	Wire; of tungsten (wolfram}	75	489	105	2.640
81019700	Waste and scrap; of tungsten (wolfram}	5	105.354	142	1.709.075
81019910	Bars and rods, other than those obtained simply by sintering; profiles, sheets, strip and foil; of tungsten (wolfram}	-	4	-	562
81021000	Powders of molybdenum	1	2	1	4
81029400	Unwrought molybdenum, including bars and rods obtained simply by sintering	-	7.560	-	130.410
81029600	Wire; of molybdenum	-	25	-	119
81033000	Waste and scrap; of tantalum	6.710	161.632	461.139	4.629.247
81042000	Waste and scrap of magnesium	17.490	345.788	25.420	988.625
81059000	Cobalt mattes and other intermediate products of cobalt metallurgy	-	1	-	1.200
81083000	Waste and scrap; of titanium	22.344	71.725	134.064	418.065
81089000	Other articles of titanium	2	13.679	850	42.895
81110010	Waste and scrap; of manganese	3.040.000	31.662.114	6.355.600	114.968.387
81122200	Waste and scrap; of chromium	-	160.970	-	364.607
81126100	Waste and scrap; of cadmium	1	1	51.850	51.850
81129900	Wrought vanadium, gallium, indium and niobium (columbium), and articles of these metals, including waste and scrap	-	0	-	245
81130000	Cermets and articles thereof, including waste and scrap	-	676	-	6.014
82011000	Hand tools; Spades and shovels	48	9.763	79	8.602
82013010	Hand tools; Hoes and rakes	-	6	-	44
82013090	Hand tools; Mattocks, picks	88	35.710	516	54.299
82014000	Hand tool; axes, bill hooks and similar hewing tools	-	20	-	584
82015000	Hand tool; Secateurs and similar one-handed pruners and shears (including poultry shears)	-	134	-	145
82016000	Hand tool; Hedge shears, two-handed pruning shears and similar two-handed shears	-	1	-	9
82019000	hand tools; forks, scythes, sickles, hay knives, timber wedges, and other hand tools of a kind used in agriculture, horticulture or forestry n.e.c. in heading 8201	2.280	7.660	23.419	93.383
82021000	Hand saws	2	560	40	2.411
82022000	Band saw blades	108	2.217	946	25.874
82023100	Circular saw blades (including slitting or slotting saw blades) with working part of steel	2.169	17.028	87.229	703.729
82023900	Circular saw blades (including slitting or slotting saw blades) with working part of materials other than steel	13.199	92.205	464.064	3.487.731
82024000	Chain saw blades	53	90	13.923	14.018
82029100	Straight saw blades, for working metal	-	136	-	3.004
82029910	Straight saw blades, not for working metal	-	1	-	1
82029990	Saw blades parts	114.288	665.931	1.118.008	7.781.078
82031000	Files, rasps and similar tools	28.980	183.325	167.758	1.200.991
82032000	Pliers (including cutting pliers), pincers, tweezers and similar tools	7.333	22.431	28.079	331.937
82033000	Metal cutting shears and similar tools	6	2.031	287	3.684
82034000	Pipe-cutters, bolt croppers, perforating punches and similar tools	28	1.582	3.539	33.726
82041100	Hand-operated spanners and wrenches; non-adjustable	606	6.891	7.959	119.576
82041200	Hand-operated spanners and wrenches; adjustable	8.597	12.789	9.979	56.309
82042000	Interchangeable spanner sockets, with or without handles	91	6.060	2.518	62.473
82051000	Drilling, threading or tapping tools, hand operated	28	72.615	975	347.834
82052000	Hammers and sledge hammers	26	59.139	345	442.402
82053000	Planes, chisels, gouges and similar cutting tools for working wood	1	33	48	1.792
82054000	Screwdrivers	317	2.365	4.498	23.334
82055100	Household tools	929	6.666	13.513	73.025
82055900	Glaziers' diamondstools	1.535	53.987	124.350	1.059.671
82056000	Blow lamps	44	71	1.389	1.763
82057000	Vices, clamps and the like	8.171	39.589	75.985	635.195

Tabel 3 : Ekspor Indonesia menurut Komoditi (Kode HS 8 digit)

		Agustus 2022			
Kode H S	Uraian golongan barang	Berat bersih (Kg)		Nilai F.O.B. (U S \$)	
		Bulan ini	Kumulatif	Bulan ini	Kumulatif
(1)	(2)	(3)	(4)	(5)	(6)
82059000	Other hand tool including sets of articles of two or more subheadings of this heading	9.598	14.018	16.744	63.430
82060000	Tools of two or more of the headings 8202 to 8205, put up in sets for retail sale	1.414	18.745	7.602	135.833
82071300	Rock drilling or earth boring tools with working part of cermets Interchangeable tools for hand tools	200	1.800	16.427	85.870
82071900	Rock drilling or earth boring tools without working part of cermets, Interchangeable tools for hand tools including parts	8.008	56.658	232.810	1.291.716
82072000	Dies for drawing or extruding metal Interchangeable tools for hand tools	5.017	64.870	62.279	943.616
82073000	Tools for pressing, stamping or punching Interchangeable tools for hand tools	181.104	679.565	1.566.285	7.770.500
82074000	Tools for tapping or threading Interchangeable tools for hand tools	292	1.729	3.164	87.251
82075000	Tools for drilling, other than for rock drilling Interchangeable tools for hand tools	11.431	265.771	492.452	6.499.801
82076000	Tools for boring or broaching Interchangeable tools for hand tools	109	731	16.721	204.153
82077000	Tools for milling Interchangeable tools for hand tools	16.355	48.194	1.196.968	8.943.132
82078000	Tools for turning Interchangeable tools for hand tools	29	291	5.424	57.137
82079000	Screw driving, interchangeable tools	45.942	606.654	231.617	5.514.005
82081000	Knives and cutting blades for metal working	3	81.058	62	256.167
82082000	Knives and cutting blades for wood working	138.667	985.864	1.130.933	8.691.889
82083000	Knives and cutting blades for kitchen appliances or for machines used by the food industry	548	3.273	4.144	24.670
82084000	Knives and cutting blades for agricultural, horticultural or forestry machines	130	742	704	2.138
82089000	Knives and cutting blades, other than for metal working or wood working or for kitchen appliances or machines used by the food industry or agricultural, horticultural or forestry machines	1.502	11.391	61.864	737.872
82090000	Plates, sticks, tips and the like for tools, unmounted, of cermets	472	2.970	25.255	231.375
82100000	Hand-operated mechanical appliances, weighing 10 kg or less, used in the preparation, conditioning or serving of food or drink	-	387	-	5.002
82111000	Sets of assorted articles knives with cutting blades, serrated or not other than knives of heading 8208	-	75	-	60
82119100	Table knives having fixed blades serrated or not other than knives of heading 8208	8.110	50.492	92.417	598.767
82119250	Knives having fixed blades of a kind used for agriculture, horticulture or forestry serrated or not other than knives of heading 8208	-	570	-	4.576
82119292	Hunting knives, diving knives and scouts' knives serrated or not other than knives of heading 8208	-	78.646	-	906.670
82119299	Knives having fixed blades excluding table knives or of a kind used for agriculture, horticulture or forestry or hunting, diving, and scouts' knives	160	855	526	47.577
82119321	Knives having other than fixed blades of a kind used for agriculture, horticulture or forestry with handle of base metal	8	37	3.638	19.668
82119329	Knives having other than fixed blades of a kind used for agriculture, horticulture or forestry with handle other than of base metal	197	2.062	2.753	10.755
82119330	Flick knives or spring knives; penknives with blades of 15 cm or more in length	92	101	9.065	9.176
82119390	Flick knives or spring knives; penknives with blades of 15 cm less in length	4	190	189	7.077
82119490	Blades for knives of a kind used other than for agriculture, horticulture or forestry	1	356	3.161	21.642
82119500	Knife handles of base metal	-	3.850	-	2.934

Tabel 3 : Ekspor Indonesia menurut Komoditi (Kode HS 8 digit)

Agustus 2022

Kode H S	Uraian golongan barang	Berat bersih (Kg)		Nilai F.O.B. (U S \$)	
		Bulan ini	Kumulatif	Bulan ini	Kumulatif
(1)	(2)	(3)	(4)	(5)	(6)
82121000	Razors	28	793	1.113	33.213
82122010	Double-edged razor blades	319	5.711	11.402	109.195
82122090	Safety razor blade blanks in strips	-	494	-	1.757
82130000	Scissors, tailors' shears and similar shears, and blades therefor	885	2.197	5.725	11.311
82141000	Paper knives, letter openers, erasing knives, pencil sharpeners and blades therefor	235	9.632	4.271	72.546
82142000	Manicure or pedicure sets and instruments (including nail files)	1	531	5	9.844
82149000	Hair clippers, butchers' or kitchen cleavers, choppers and mincing knives	5.118	8.800	31.497	60.944
82151000	Sets of assorted articles of kitchen and tableware containing at least one article plated with precious metal	1.740	3.200	8.400	20.460
82152000	Sets of assorted articles similar kitchen or tableware	7.251	87.748	60.715	989.133
82159100	Spoons, forks, ladles, skimmers, cake-servers, fish-knives, butter-knives, sugar tongs and similar kitchen or tableware plated with precious metal	-	161	-	641
82159900	Spoons, forks, ladles, skimmers, cake-servers, fish-knives, butter-knives, sugar tongs and similar kitchen or tableware not plated with precious metal	233.966	1.479.451	2.963.400	18.988.849
83011000	Padlocks (key, combination or electrically operated); of base metal	298	7.405	12.969	158.458
83012000	Locks of a kind used for motor vehicles; of base metal	42.521	363.710	832.846	5.377.127
83013000	Locks of a kind used for furniture; of base metal	316	2.500	2.467	21.837
83014010	Handcuffs; of base metal	-	3	-	136
83014020	Door locks; of base metal	1.307	8.195	2.320	179.821
83014090	Locks not used for motor vehicles or furniture other than handcuffs or door locks	3.982	9.214	49.522	183.389
83015000	Clasps and frames with clasps, incorporating locks; of base metal	132	6.651	1.463	5.739
83016000	Parts of padlocks and locks; of base metal	21.525	231.650	242.073	2.155.568
83017000	Keys presented separately of padlocks and lock; of base metal	1.159	11.243	100.104	782.318
83021000	Hinges; of base metal	21.543	134.609	283.261	1.647.328
83022010	Castors with mounting of base metal of a diameter (including tyres) exceeding 100 mm, but not exceeding 250 mm	-	0	-	2
83022090	Castors with mounting of base metal of a diameter (including tyres) exceeding 250 mm	5.585	41.873	28.666	257.445
83023010	Hasps suitable for motor vehicles; of base metal	13	123	48	4.732
83023090	mountings, fittings and similar articles suitable for motor vehicles; of base metal	125.132	1.303.643	698.620	6.680.701
83024131	Hasps suitable for building; of base metal	4	83	15	1.288
83024139	Bolts, hooks and eyes, staples of base metal, a kind suitable for building	21	112.371	284	565.800
83024190	Other mountings, fittings and similar articles of base metal suitable for buildings	293.789	2.268.203	1.388.019	10.189.725
83024220	Hasps; of base metal of a kind suitable for furniture	-	16	-	1.327
83024290	Bolts, hook and eyes, staples; of base metal, a kind suitable for furniture	124.634	1.013.189	550.282	4.646.146
83024910	Mountings, fittings and similar articles; of base metal of a kind suitable for saddlery	5	271	13	16.853
83024991	Hasps of base metal a kind suitable for trunks, chests, caskets or the like	0	36	147	302
83024999	Base metal fittings and similar articles of a kind suitable for trunks, chests, caskets or the like	88.406	556.860	389.467	2.362.632
83025000	Hat-racks, hat-pegs, brackets and similar fixtures; of base metal	17.169	191.444	320.683	2.096.312
83026000	Automatic door closers; of base metal	3	127.919	60	683.627
83030000	Armoured or reinforced safes, strong-boxes and doors and safe deposit lockers for strong-rooms, cash or deed boxes and the like; of base metal	378.425	2.531.136	912.339	6.001.887

Tabel 3 : Ekspor Indonesia menurut Komoditi (Kode HS 8 digit)

Agustus 2022

Kode H S	Uraian golongan barang	Berat bersih (Kg)		Nilai F.O.B. (U S \$)	
		Bulan ini	Kumulatif	Bulan ini	Kumulatif
(1)	(2)	(3)	(4)	(5)	(6)
83040010	Filing cabinets and card-index cabinets; of base metal	186	44.426	873	66.478
83040091	Paper trays, paper rests, pen trays, office-stamp stands and similar office or desk equipment; of aluminium, other than office furniture of heading 9403	2.460	17.760	24.915	94.108
83040099	Paper trays, paper rests, pen trays, office-stamp stands and similar office or desk equipment; of base metal, other than office furniture of heading 9403	13.275	34.526	18.779	103.865
83051010	Fittings for double loop wire binders; of base metal	-	70	-	147
83051090	Fittings for loose-leaf binders or files other than for double loop wire binder; of base metal	24	1.077	398	4.776
83052010	Staples in strips of a kind for office use; of base metal	-	44	-	131
83052020	Staples in strips other than for office use (example, upholstery, packaging); of iron or steel	306	4.794	5.615	48.752
83052090	Staples in strips of base metal other than iron or steel, not a kind for office use	10	289	189	3.392
83059010	Paper clips; of base metal	577	883	416	2.090
83059090	Letter clips, letter corners, indexing tags and similar office articles, of base metal, including parts	23	11.873	128	42.801
83061000	Bells, gongs and the like, non-electric; of base metal	5.167	23.876	51.556	380.254
83062100	Statuettes and other ornaments plated with precious metals	3.512	17.070	20.935	113.989
83062910	Statuettes and other ornaments; of copper or of lead	23.031	198.080	233.341	1.931.976
83062920	Statuettes and other ornaments; of nickel	-	2	-	32
83062930	Statuettes and other ornaments; of aluminium	5.031	62.786	114.705	1.160.547
83062990	Statuettes and other ornaments; of iron or steel	80.035	716.776	606.408	6.326.758
83063010	Photograph, picture or similar frames, mirrors; of copper	8	5.531	253	26.722
83063091	Metallic mirrors reflecting traffic views at road intersections or sharp corners; of base metal	-	1.100	-	6.850
83063099	Photograph, picture or similar frames; mirrors made of basemetal other than copper	12.049	128.321	62.193	699.833
83071000	Flexible tubing with or without fittings; of iron or steel	1.394	84.596	73.533	668.251
83079000	Flexible tubing with or without fittings; of base metal other than of iron or steel	52	212	9.622	11.060
83081000	Hooks, eyes, eyelets used for clothing/clothingacc, footwear, jewellery, watches, books, awnings and leather; of base metal	3.144	30.464	75.253	715.147
83082000	Tubular or bifurcated rivets; of base metal	6	55	6.439	36.503
83089010	Beads including parts; of base metal	2.383	16.911	37.086	243.397
83089090	Clasps, frames with clasps, buckles, buckle-clasps; of base metal	7.531	72.870	169.192	1.720.521
83091000	Crown corks; of base metal	-	2.694	-	8.972
83099020	Top ends; of aluminium cans	27.590	276.697	118.824	1.715.581
83099060	Aerosol can ends; of tinplate	-	24	-	641
83099070	Other caps for cans; of base metal	22.354	574.262	30.075	1.522.355
83099081	Bottle caps, screw caps; of aluminium	-	124	-	3.650
83099089	Bungs for metal drums; bung covers; seals; case corner protectors; of aluminium	26	3.102	55	41.836
83099091	Bottle caps, screw caps; of base metal other than aluminium	-	18.360	-	98.747
83099092	Bungs for metal drums; bung covers; seals; case corner protectors; of base metal other than aluminium	18.297	79.783	70.771	467.695
83099099	Other packing accessorie; of base metal	7.875	114.466	115.843	1.254.984
83100000	Sign-plates, name-plates, address-plates and similar plates, numbers, letters and other symbols, of base metal, excluding those of heading 9405	671	6.306	17.925	68.221
83111010	Coated electrodes for electric arc-weldin; of base metal, in rolls	42.320	215.243	67.461	610.701
83111090	Coated electrodes , for electric arc-welding; of base metal in a forms other than rolls	429.927	3.846.221	1.185.418	9.365.972
83112029	Cored wire for electric arc-welding containing by weight 45 % or more of carbon and 20 % or more of chromium; of alloy steel, other than in rolls	6.480	6.869	8.240	31.282

Tabel 3 : Ekspor Indonesia menurut Komoditi (Kode HS 8 digit)

		Agustus 2022			
Kode H S	Uraian golongan barang	Berat bersih (Kg)		Nilai F.O.B. (U S \$)	
		Bulan ini	Kumulatif	Bulan ini	Kumulatif
(1)	(2)	(3)	(4)	(5)	(6)
83112090	Cored wire for electric arc-welding made of base metal other than alloy steel	2.042	23.331	26.184	683.235
83113021	Cored wire for soldering, brazing or welding by flame containing by weight 45 % or more of carbon and 20 % or more of chromium; of alloy steel, in rolls	180	303	703	764
83113029	Cored wire for soldering, brazing or welding by flame containing by weight 45 % or more of carbon and 20 % or more of chromium; of alloy steel, other than in rolls	1.386	7.736	5.157	15.626
83119000	Wire and rods of agglomerated base metal powder used for metal spraying	495	14.529	12.926	229.120
84021219	Watertube boilers with a steam production not exceeding 15 t per hour electrically operated other than central heating hot water	5.530	109.130	69.000	1.324.025
84021229	Watertube boilers with a steam production not exceeding 15 t per hour not electrically operated other than central heating hot water	-	15.070	-	81.145
84021919	Other vapour generating boilers including hybrid boilers other than central heating hot water with a steam production not exceeding 15 t per hour electrically operated	-	173	-	2.681
84021929	Other vapour generating boilers including hybrid boilers other than central heating hot water with a steam production not exceeding 15 t per hour not electrically operated	-	44.654	-	146.088
84029010	Boiler bodies, shells or casings, parts for Steam or other vapour generating boilers	-	14.008	-	149.947
84029090	Parts for steam or other vapour generating boilers other than boiler bodies, shells or casings	57.652	655.195	240.750	2.817.459
84031000	Boilers of central heating boilers other than those of heading 8402	1.560	108.914	14.077	792.094
84039090	Parts for central heating boilers other than Boiler bodies, shells or casings than those of heading 8402	113.613	1.090.860	1.271.767	6.522.097
84041019	Economisers, super-heaters and gas recoverers for steam or other vapour power units for use with boilers of heading 8402	-	537	-	14.853
84042000	Condensers for steam or other vapour power units for use with boilers of heading 8402 or 8403	40	765	48	8.846
84049019	Parts of auxiliary plant of goods of subheadings 84041011 and 84041019 other than bodies, shells or casings	-	4.550	-	12.948
84049090	Part for use condensers or Auxiliary plant of subheadings 8404.20.00	-	8.420	-	29.583
84051000	Producer gas or water gas generators, with or without their purifiers; acetylene gas generators and similar water process gas generators	25	33	20	680
84059000	Parts of producer gas or water gas generators, with or without purifiers; acetylene gas generators and similar	36	74	200	1.000
84061000	Steam turbines and other vapour turbines for marine propulsion	36	2.314	1.000	75.851
84068290	Steam turbines and other vapour turbines of an output exceeding 5 MW but not exceeding 40 MW other than for marine propulsion	-	8.500	-	30.000
84069000	Parts of steam turbines and other vapour turbines	193.919	312.087	560.220	732.678
84071000	Spark-ignition reciprocating or rotary internal combustion piston engines for Aircraft	233	13.227	143.000	1.815.651
84072110	Spark-ignition reciprocating or rotary internal combustion a power not exceeding 2238 kW for outboard motors	-	98	-	250
84072190	Spark-ignition reciprocating or rotary internal combustion a power exceeding 2238 kW for outboard motors	-	1.898	-	53.138
84072920	Spark-ignition reciprocating or rotary internal combustion a power not exceeding 2238 kW for marine propulsion engine	9.693	95.251	141.307	1.414.158
84072990	Spark-ignition reciprocating or rotary internal combustion a power exceeding 2238 kW for marine propulsion engine	-	15	-	100

Tabel 3 : Ekspor Indonesia menurut Komoditi (Kode HS 8 digit)

Agustus 2022

Kode H S	Uraian golongan barang	Berat bersih (Kg)		Nilai F.O.B. (U S \$)	
		Bulan ini	Kumulatif	Bulan ini	Kumulatif
(1)	(2)	(3)	(4)	(5)	(6)
84073211	Spark-reciprocating piston engines of a kind used for the propulsion for vehicles of heading 8701 a cylinder capacity exceeding 50 cc but not exceeding 110 cc	-	2	-	10
84073212	Spark-reciprocating piston engines of a kind used for the propulsion for vehicles of heading 8711 of a cylinder capacity exceeding 50 cc but not exceeding 110 cc	-	64.106	-	1.383.460
84073219	Spark-reciprocating piston engines of a kind used for the propulsion for vehicles of Chapter 87 other than of heading 8701 and 8711 of a cylinder capacity exceeding 50 cc but not exceeding 110 cc	-	5	-	100
84073222	Spark-reciprocating piston engines of a kind used for the propulsion for vehicles of heading 8711 a cylinder capacity exceeding 110 cc but not exceeding 250 cc	1.234.226	7.165.664	16.497.629	98.061.131
84073229	Spark-reciprocating piston engines of a kind used for the propulsion for vehicles of Chapter 87 other than of heading 8701 and 8711 of a cylinder capacity exceeding 110 cc but not exceeding 250 cc	200	6.004	120	48.650
84073320	Spark-reciprocating piston engines of a kind used for the propulsion for vehicles of heading 8711 a cylinder capacity exceeding 250 cc but not exceeding 1,000 cc	109.554	937.543	2.418.517	20.524.321
84073390	Spark-reciprocating piston engines of a kind used for the propulsion for vehicles of Chapter 87 other than of heading 8701 and 8711 of a cylinder capacity exceeding 250 cc but not exceeding 1,000 cc	4	5	337	343
84073440	Full assembled sprak-reciprocating piston engines of a cylinder capacity not exceeding 1,100 cc for pedestrian controlled tractors	200	200	1.906	1.906
84073471	Full assembled spark- reciprocating piston engines of cylinder capacity not exceeding 2,000cc, for vehicles of Chapter 87	811.517	5.200.619	12.090.857	78.326.239
84073472	Full assembled spark- reciprocating piston engines of cylinder capacity exceeding 2,000cc but not exceeding 3,000 cc for vehicles of Chapter 87	303.484	1.781.142	3.388.414	17.159.706
84073473	Full assembled spark- reciprocating piston engines of cylinder capacity exceeding 3,000cc for vehicles of Chapter 87	185.640	552.855	1.753.021	5.262.890
84073494	Assembled not complete, spark-reciprocating piston engines cylinder capacity not exceeding 2,000 cc for vehicles of chapter 87	1.329.166	8.045.940	10.023.928	59.501.401
84079010	Other engines ; of a power not exceeding 1865 kw	-	50.082	-	38.059
84079090	Other engines ; otherthan of a power not exceeding 1865 and of a power exceeding 1865 kw but not exceeding 2238 kw	2.762	3.507	4.060	13.918
84081020	Marine propulsion engines ; of a power exceeding 2238 kw but not exceeding 100 kw	-	1.790	-	7.451
84081030	Marine propulsion engines ; of a power exceeding 100 kw but not exceeding 750 kw	1.400	1.408	34.877	35.777
84081090	Marine propulsion engines ; otherthan of a power not exceeding 2238,exceeding 2238 kw but not exceeding 100 kw and exceeding 100 kw but not exceeding 750 kw	651	5.860	258.520	347.723
84082010	Fully assembled for vehicles of subheading 870110	-	9.536	-	96.329
84082021	Fully assembled other ; of a cylinder capacity not exceeding 2,000 cc	-	400	-	7.899
84082022	Fully assembled other ; of a cylinder capacity exceeding 2,000 cc but not exceeding 3500 cc	4.875	5.415	56.861	66.723
84082023	Fully assembled other ; of a cylinder capacity exceeding 3,500 cc	-	1.188	-	140
84082093	Engines of a kind used for the propulsion of vehicles of Chapter 87 ; other for vehicles of subheading 870110	-	150	-	1.402
84082096	Engines of a kind used for the propulsion of vehicles of Chapter 87 ; other of a cylinder capacity exceeding 3500 cc	3.360	80.198	4.552	919.087
84089010	Other engines ; of a power not exceeding 1865 kw	-	4.330	-	52.930

Tabel 3 : Ekspor Indonesia menurut Komoditi (Kode HS 8 digit)

Agustus 2022

Kode H S	Uraian golongan barang	Berat bersih (Kg)		Nilai F.O.B. (U S \$)	
		Bulan ini	Kumulatif	Bulan ini	Kumulatif
(1)	(2)	(3)	(4)	(5)	(6)
84089051	Other engines ; of a power exceeding 100 kw of a kind used for machinery of heading 8429 or 8430	264.873	1.386.674	4.829.315	24.722.007
84089059	Other engines ; of a power exceeding 100 kw otherthan of a kind used for machinery of heading 8429 or 8430 and of a kind used for railway locomotives or tramway vehicles	38.402	366.857	417.338	3.271.202
84089091	Other engines ; For machinery of heading 8429 or 8430	12.840	12.860	52.683	53.240
84089099	Other engines ; otherthan For machinery of heading 8429 or 8430 and of a kind used for railway locomotives or tramway vehicles	120.824	1.052.025	1.119.211	12.482.572
84091000	For aircraft engines	604	28.076	239.950	7.347.184
84099111	Carburettors and parts thereof ; for machinery of heading 8429 or 8430	132	3.844	5.881	79.498
84099112	Cylinder blocks ; crank cases ; for machinery of heading 8429 or 8430	67.712	749.573	368.470	4.669.751
84099113	Cylinder liners, with an internal diameter of 50 mm or more, but not exceeding 155 mm ; for machinery of heading 8429 or 8430	1.248	11.772	10.857	92.547
84099114	Other cylinder liners ; for machinery of heading 8429 or 8430	107	390	956	38.652
84099115	Cylinder heads and head covers ; for machinery of heading 8429 or 8430	5.355	32.521	163.088	397.822
84099116	Pistons, with an external diameter of 50 mm or more, but not exceeding 155 mm ; for machinery of heading 8429 or 8430	116	116	890	890
84099117	Other pistons ; for machinery of heading 8429 or 8430	39.255	153.042	1.071.375	3.810.027
84099118	Pistons rings and gudgeon pins ; for machinery of heading 8429 or 8430	20.150	152.910	1.179.332	8.902.738
84099119	Part of For machinery of heading 8429 or 8430	96.517	785.670	603.929	4.919.909
84099121	Carburettors and parts thereof ; for vehicles of heading 8701	95	881	1.370	7.296
84099129	Part of For vehicles of heading 8701	9	672	1.088	17.145
84099131	Carburettors and parts thereof ; for vehicles of heading 8711	8.080	50.563	145.920	1.225.266
84099132	Cylinder blocks crank cases ; for vehicles of heading 8711	2.268	43.300	36.183	487.608
84099134	Cylinder liners ; for vehicles of heading 8711	-	2.000	-	1.486
84099135	Cylinder heads and head covers ; for vehicles of heading 8711	17.220	236.466	274.234	3.106.136
84099137	Pistons For vehicles of heading 8711	6.686	59.158	163.734	2.058.524
84099138	Pistons rings and gudgeon pins ; for vehicles of heading 8711	1.194	9.651	87.919	692.838
84099139	Part of For vehicles of heading 8711	142.326	1.250.782	3.279.117	24.596.016
84099141	Carburettors and parts thereof ; for other vehicles of chapter 87	30.839	246.433	2.454.945	19.836.515
84099142	Cylinder blocks; crank cases ; for other vehicles of chapter 87	672.966	5.640.549	2.050.345	20.485.119
84099143	Cylinder liners, with an internal diameter of 50 mm or more, but not exceeding 155 mm ; for other vehicles of chapter 87	-	14	-	238
84099144	Other cylinder liners ; for other vehicles of chapter 87	8.162	69.066	57.362	531.018
84099145	Cylinder heads and head covers ; for other vehicles of chapter 87	158.500	1.704.836	1.460.883	14.134.563
84099146	Pistons, with an external diameter of 50 mm or more, but not exceeding 155 mm ; for other vehicles of chapter 87	26	14.536	5.826	179.921
84099147	Other pistons ; for other vehicles of chapter 87	1.977	15.250	43.485	300.059
84099148	Piston rings and gudgeon pins ; for other vehicles of chapter 87	44.226	271.271	3.071.783	23.520.645
84099149	Part of for other vehicles of chapter 87	189.096	1.388.181	3.087.587	17.857.888
84099151	cylinder blocks ; crank cases ; For marine propulsion engines of a power not exceeding2238 kW	53	184	300	63.989
84099152	Cylinder liners, with an internal diameter of 50 mm or more, but not exceeding 155 mm ; for marine propulsion engines of a power not exceeding 2238 kw	-	47	-	2.707
84099155	Other pistons ; For marine propulsion engines of a power not exceeding2238 kW	1	56	76	1.250
84099159	Part of For marine propulsion engines ; of a power not exceeding2238 kW	129.116	521.091	351.017	1.435.548
84099163	Other cylinder liners ; For marine propulsion engines of a power exceeding 2238 kW	-	1	-	377

Tabel 3 : Ekspor Indonesia menurut Komoditi (Kode HS 8 digit)

Agustus 2022

Kode H S	Uraian golongan barang	Berat bersih (Kg)		Nilai F.O.B. (U S \$)	
		Bulan ini	Kumulatif	Bulan ini	Kumulatif
		(1)	(2)	(3)	(4)
84099164	Pistons, with an external diameter of 50 mm or more, but not exceeding 155 mm ; for marine propulsion engines of a power exceeding 2238 kw	-	13.964	-	20.006
84099171	Carburettors and parts thereof ; for other engines	16	122	1.335	10.276
84099172	Cylinder blocks; crank cases for other engines	-	11.722	-	91.651
84099177	Other pistons ; for other engines	255	11.204	19.215	108.282
84099179	Part of for other engines	86.312	533.294	1.151.225	7.022.094
84099911	Carburettors and parts thereof ; for engines of machinery of heading 8429 or 8430	2	18	56	485
84099912	Cylinder blocks; crank cases ; for engines of machinery of heading 8429 or 8430	-	40	-	1.419
84099913	Cylinder liners, with an internal diameter of 50 mm or more, but not exceeding 155 mm ; for engines of machinery of heading 8429 or 8430	-	267	-	7.035
84099914	Other cylinder liners ; for engines of machinery of heading 8429 or 8430	-	316	-	3.164
84099915	Cylinder heads and head covers ; for engines of machinery of heading 8429 or 8430	36.025	38.475	301.983	338.438
84099917	Other pistons ; for engines of machinery of heading 8429 or 8430	30	2.212	84	14.060
84099918	Piston rings and gudgeon pins ; for engines of machinery of heading 8429 or 8430	152	2.795	17.630	200.370
84099919	Part of For engines of machinery of heading 8429 or 8430	4.995	48.229	25.838	235.199
84099921	Carburettors and parts thereof ; for engines of vehicles of heading 8701	-	38	-	1.998
84099924	Other cylinder liners ; for engines of vehicles of heading 8701	3.300	3.300	251.656	251.656
84099925	Cylinder heads and head covers ; for engines of vehicles of heading 8701	149.572	907.496	482.899	2.780.353
84099929	Part of For engines of vehicles of heading 8701	59.280	453.559	626.027	4.707.343
84099931	Carburettors and parts thereof ; for engines of vehicles of heading 8711	7	9.357	173	174.152
84099932	Cylinder blocks; crank cases ; for engines of vehicles of heading 8711	50	758	240	10.963
84099934	Cylinder heads and head covers ; for engines of vehicles of heading 8711	3	3	533	533
84099936	Piston rings and gudgeon pins ; for engines of vehicles of heading 8711	11.120	63.906	102.573	5.745.858
84099938	Other cylinder liners and piston ; for engines of vehicles of heading 8711	45	180	200	4.019
84099939	Part of For engines of vehicles of heading 8711	1	700	2	10.531
84099941	Carburettors and parts thereof ; for engines of other vehicles of chapter 87	4.209	5.823	71.423	111.592
84099942	Cylinder blocks; crank cases ; for engines of other vehicles of chapter 87	1.876.162	14.557.504	6.082.974	50.830.862
84099944	Other cylinder liners ; for engines of other vehicles of chapter 87	3	52	112	197
84099945	Cylinder heads and head covers ; for engines of other vehicles of chapter 87	180.312	1.082.910	1.101.073	6.122.084
84099946	Pistons, with an external diameter of 50 mm or more, but not exceeding 155 mm ; for engines of other vehicles of chapter 87	-	48	-	1.438
84099947	Other piston ; for engines of other vehicles of chapter 87	-	1	-	16
84099948	Piston rings and gudgeon pins ; for engines of other vehicles of chapter 87	12.645	89.146	956.333	7.313.031
84099949	Part of For engines of other vehicles of Chapter 87	295.513	2.483.240	4.620.055	41.337.278
84099953	Other cylinder liners ; for marine propulsion engines of a power not exceeding 2238 kw	-	14	-	95
84099954	Pistons, with an external diameter of 50 mm or more, but not exceeding 155 mm ; for marine propulsion engines of a power not exceeding 2238 kw	-	8	-	324
84099955	Other pistons ; for marine propulsion engines of a power not exceeding 2238 kw	-	861	-	1.785

Tabel 3 : Ekspor Indonesia menurut Komoditi (Kode HS 8 digit)

Agustus 2022

Kode H S	Uraian golongan barang	Berat bersih (Kg)		Nilai F.O.B. (U S \$)	
		Bulan ini	Kumulatif	Bulan ini	Kumulatif
(1)	(2)	(3)	(4)	(5)	(6)
84099959	Part of For marine propulsion engines of a power not exceeding 2238 kW ; for engines of vessels of chapter 89	-	2.190	-	3.316
84099961	Cylinder blocks ; crank cases ; For marine propulsion engines of a power exceeding 2238 kW	-	400	-	7.217
84099962	Cylinder liners, with an internal diameter of 50 mm or more, but not exceeding 155 mm ; for marine propulsion engines of a power exceeding 2238 kw	3.111.314	19.040.230	8.100.235	47.575.319
84099965	Other piston ; For marine propulsion engines of a power exceeding 2238 kW	-	450	-	339
84099969	Part of For marine propulsion engines of a power exceeding 2238 kW	214.668	1.467.652	2.614.915	16.035.261
84099971	Carburettors and parts thereof ; for other engines	296	1.380	2.315	11.122
84099972	Cylinder blocks; crank cases ; for other engines	636	2.743	10.136	40.830
84099974	Other cylinder liners ; for other engines	-	32	-	730
84099975	Cylinder heads and head covers ; for other engines	71.827	614.261	1.079.784	9.927.663
84099977	Other pistons ; for other engines	630	2.210	32.436	65.858
84099979	Part of for other engines	71.262	620.744	744.382	7.868.099
84101100	Hydraulic turbines and water wheels ; Of a power not exceeding 1,000 kW	-	3.596	-	96.450
84109000	Parts, including regulators	38	309	2.786	21.438
84111200	Turbo-jets ; Of a thrust exceeding 25 kN	23.359	102.115	2.445.820	2.587.360
84112100	Turbo propellers ; Of a power not exceeding 1,100 kW	131	2.210	50.000	785.899
84112200	Turbo propellers ; Of a power exceeding 1,100 kW	-	6.162	-	30.639
84118100	Other gas turbines ; Of a power not exceeding 5,000 kW	1.140	9.741	1.000	1.609.634
84118200	Other gas turbines ; Of a power exceeding 5,000 kW	12.002	49.908	3.174.208	22.972.507
84119100	Parts Of turbo-jets or turbo-propellers	537	5.445	751.669	5.337.529
84119900	Otherthan part Of turbo-jets or turbo-propellers	23.109	150.235	3.024.219	13.077.745
84122100	Hydraulic power engines and motors ; linear acting (cylinders)	258.279	1.400.589	1.381.114	7.121.675
84122900	Hydraulic power engines and motors ; otherthan linear acting (cylinders)	76.686	152.433	744.155	2.050.915
84123100	Pneumatic power engines and motors ; linear acting (cylinder)	4	8.803	5.980	334.153
84123900	Pneumatic power engines and motors ; otherthan linear acting (cylinder)	2.154	9.992	9.788	110.111
84128000	Other engines and motors	405	2.382	4.816	16.352
84129010	Parts ; Of engines of subheading 841210	3	9.243	5.409	84.990
84129020	Parts ; For steam or other vapour power units incorporating boilers	1.249	9.059	82.868	538.759
84129090	Parts otherthan	5.974	87.083	373.286	2.232.677
84131100	Pumps for dispensing fuel or lubricants, of the type used in filling-stations or in garages ; with a measuring device	1	4.288	70	84.353
84131910	Pumps fitted or designed to be fitted with a measuring device ; other electrically operated	54	5.511	1.097	369.996
84131920	Pumps fitted or designed to be fitted with a measuring device ; other not electrically operated	-	33.243	-	169.230
84132010	Hand pumps, other than those of subheading 841311 or 841319 ; water pumps	4.677	95.287	23.153	802.386
84132020	Hand pumps, other than those of subheading 841311 or 841319 ; breast pumps	380	1.039	7.695	21.442
84132090	Other Hand pumps, other than those of subheading 841311 or 841319	103	4.247	8.824	91.029
84133030	Fuel, lubricating or cooling medium pumps for internal combustion piston engines ; of motor vehicles of heading 8702,8703 or 8704	6.255	62.134	456.283	4.271.540
84133040	Fuel, lubricating or cooling medium pumps for internal combustion piston engines ; for water pump of motor vehicles of heading 8702,8703 or 8704	123	5.814	8.716	255.277
84133051	Fuel, lubricating Other, centrifugal type ; with an inlet diameter not exceeding 200 mm	-	0	-	28
84133052	Fuel, lubricating Other, centrifugal type ; with an inlet diameter exceeding 200 mm	1.361	7.409	7.060	39.040

Tabel 3 : Ekspor Indonesia menurut Komoditi (Kode HS 8 digit)

Agustus 2022

Kode H S	Uraian golongan barang	Berat bersih (Kg)		Nilai F.O.B. (U S \$)	
		Bulan ini	Kumulatif	Bulan ini	Kumulatif
(1)	(2)	(3)	(4)	(5)	(6)
84133090	Fuel, lubricating Other, centrifugal type other	66.302	618.850	2.063.182	17.966.305
84134000	Concrete pumps	8.000	20.287	81.758	118.403
84135031	Water pumps, with a flow rate not exceeding 8,000 m3/h ; electrically operated	3.230	11.012	8.468	33.292
84135032	Water pumps, with a flow rate not exceeding 8,000 m3/h ; not electrically operated	-	80	-	1.000
84135040	Other reciprocating positive displacement pumps ; Water pumps, with a flow rate exceeding 8,000 m3/h but not exceeding 13,000 m3/h	-	495	-	34.676
84135090	Other reciprocating positive displacement pumps otherthan water pumps with a flow rate not exceeding 8000 m3/h and exceeding 8000 m3/h but not exceeding 13000 m3/h	1.294	75.017	6.893	738.462
84136031	Water pumps, with a flow rate not exceeding 8,000 m3/h ; electrically operated	1.661	12.073	3.947	66.953
84136040	Other rotary positive displacement pumps ; Water pumps, with a flow rate exceeding 8,000 m3/h but not exceeding 13,000 m3/h	-	1.505	-	6.264
84136090	Other rotary positive displacement pumps otherthan water pumps with a flow rate not exceeding 8000 m3/h and exceeding 8000 m3/h but not exceeding 13000 m3/h	561	12.510	13.026	246.145
84137011	Single stage, single suction horizontal shaft water pumps suitable for belt drive or direct coupling, other than pumps w/ shafts common w/ the prime mover ; w/ an inlet diameter not exceeding 200 mm	-	8.171	-	50.015
84137019	Single stage, single suction horizontal shaft water pumps suitable for belt drive or direct coupling, other than pumps with shafts common with the prime mover ; other	112.233	695.337	442.568	3.780.837
84137031	Submersible water pumps ; With an inlet diameter not exceeding 200 mm	-	490	-	4.639
84137039	Submersible water pumps otherthan With an inlet diameter not exceeding 200 mm	3.263	53.758	41.696	451.238
84137042	Other water pumps, with a flow rate not exceeding 8,000 m3/h ; with inlet diameter not exceeding 200 mm, electrically operated	5.937	61.649	43.385	400.131
84137049	Other water pumps, with a flow rate not exceeding 8,000 m3/h ; otherthan with inlet diameter not exceeding 200 mm, electrically operated and not electrically operated	3.710	18.612	25.655	120.322
84137059	Other water pumps, with a flow rate exceeding 8,000 m3/h but not exceeding 13,000 m3/h ; otherthan with an inlet diameter not exceeding 200 mm	10	14	100	126
84137099	Other centrifugal pumps otherthan With an inlet diameter not exceeding 200 mm	440	24.299	2.592	144.980
84138113	Water pumps with a flow rate not exceeding 8,000 m3/h,electrically operated	168.255	2.106.795	854.351	10.782.103
84138114	Water pumps with a flow rate not exceeding 8,000 m3/h, not electrically operated	-	120	-	630
84138115	Water pumps, with a flow rate exceeding 8,000 m3/h but not exceeding 13,000 m3/h	-	161	-	3.311
84138119	Other water pumps	52.386	237.673	403.694	3.339.678
84138210	liquid elevators ; Electrically operated	-	1.360	-	51.604
84138220	liquid elevators ; not Electrically operated	-	45	-	3.165
84139110	Part ; Of pumps of subheading 84132010	4	19.767	5	25.177
84139120	Part ; Of pumps of subheadings 84132020 and 84132090	18.770	189.403	155.150	870.761
84139130	Part ; Of pumps of subheadings 84137011 and 84137019	1.323	2.393	26.249	99.182
84139140	Part ; Of other centrifugal pumps	27.421	357.491	72.747	940.316
84139190	Part ; Of other pumps	249.449	1.722.539	3.803.754	24.489.100
84139200	Part ; Of liquid elevators	-	571	-	5.237
84141000	Vacuum pumps	5.634	28.278	12.809	219.035
84142010	Hand- or foot-operated air pumps ; bicycle pumps	-	83	-	821
84142090	Other Hand- or foot-operated air pumps	2.342	10.691	3.305	58.945

Tabel 3 : Ekspor Indonesia menurut Komoditi (Kode HS 8 digit)

Agustus 2022

Kode H S	Uraian golongan barang	Berat bersih (Kg)		Nilai F.O.B. (U S \$)	
		Bulan ini	Kumulatif	Bulan ini	Kumulatif
		(1)	(2)	(3)	(4)
84143040	Compressors of a kind used in refrigerating equipment ; With a refrigeration capacity exceeding 2110 kW, or with a displacement per revolution of 220 cc or more	5.785	56.763	85.777	1.300.869
84143090	Other Compressors of a kind used in refrigerating equipment	133.327	283.088	766.881	2.570.493
84144000	Air compressors mounted on a wheeled chassis for towing	17.493	361.032	123.241	1.607.685
84145110	Table fans and box fans ; with a self-contained electric motor of an output not exceeding 125 w	1.556	58.224	1.442	116.191
84145191	Other floor, wall, window, ceiling or roof fans, with a self- contained electric motor of an output not exceeding 125 W	5.116	23.019	31.568	160.137
84145199	Other table fans with fan guard	2.116	36.638	18.232	202.874
84145910	Fans of a kind used solely/principally for cooling microprocessors, telecommunication apparatus, automatic data processing machines/units of automatic data processing machines ; of a capacity < 125 kw	148	152	5.844	6.849
84145920	Explosion-proof air fans, of a kind used in underground mining ; of a capacity not exceeding 125 kw	1.007	2.523	35.884	62.168
84145930	Blowers ; Of a capacity not exceeding 125 kW	26.136	85.720	307.499	1.086.096
84145941	Other with fan guard Of a capacity not exceeding 125 kW	-	378	-	8.244
84145949	Other fans	76.573	453.035	1.495.281	9.989.209
84145950	Other blower otherthan Of a capacity not exceeding 125 kW	76	6.199	1.150	102.747
84145991	Table fans other With fan guard	35	381	237	3.866
84145992	Table fans ; Explosion-proof air fans, of a kind used in underground mining	4.390	23.121	108.627	945.644
84145999	Other table fans otherthan with fan guard and Explosion-proof air fans, of a kind used in underground mining	3.842	33.354	13.809	436.380
84146011	Laminar airflow cabinets ; fitted with filter	13.047	173.263	68.809	795.849
84146019	Hoods fitted with filter otherthan Laminar airflow cabinets	5.056	26.305	27.943	210.147
84146091	Suitable for industrial use ; not fitted with a filter	-	20	-	80
84146099	Hoods not fitted with a filter otherthan suitable for industrial use	-	1.339	-	15.890
84147019	Safety cabinet fitted with filters otherthan having a hood with maximum horizontal side not exceeding 120 cm	-	576	-	7.996
84147029	Safety cabinet not fitted with a filter otherthan having a hood with maximum horizontal side not exceeding 120 cm	-	33	-	101
84148011	Laminar airflow cabinets ; fitted with filters	137.657	1.762.949	835.154	9.000.265
84148019	Other fitted with filters otherthan laminar airflow cabinets	1.910	8.461	33.032	565.569
84148021	Suitable for industrial use ; not fitted with a filter	-	4.810	-	5.036
84148029	Other not fitted with filters otherthan Suitable for industrial use	150	300	1.048	1.934
84148030	Free-piston generators for gas turbines	196	298	2.964	4.363
84148041	Gas compression modules suitable for use in oil drilling operations ; compressor otherthan those of subheading 841430 or 841440	471.000	1.420.110	4.290.664	18.386.548
84148042	Of a kind used for automotive air conditioners ; compressors otherthan those of subheading 841430 or 841440	555.973	4.630.255	8.415.737	73.289.477
84148043	Sealed units for air conditioning machines ; compressors otherthan those of subheading 841430 or 841440	-	1.748	-	2.200
84148049	Other Compressors other than those of subheading 841430 or 841440	648.246	2.445.949	3.004.621	12.003.165
84148050	Air pumps	97.752	758.578	1.135.701	8.573.824
84148090	Air/vacuum pumps, air/oth gas compressors & fans; ventilating/recycling hoods incorporating a fan, whether/not fitted w/filters; gas-tight biological safety cabinets, whether/not fitted w/filters oth	31.346	57.736	613.581	723.000
84149021	Parts ; Of fans of goods of heading 8415, 8418, 8509 or 8516	1.476	11.134	33.979	182.940
84149022	Parts ; Of fans of blowers	85	1.666	138	57.874
84149029	Other parts of fans	16.148	142.450	313.245	2.749.544
84149031	Parts ; of hoods Of goods of subheading 841460	5.310	36.676	122.975	1.336.707
84149032	Parts ; of hoods Of goods of subheading 841480	413	2.636	2.292	21.369
84149041	Parts ; of goods of subheading 841410 For electrically operated machines	13	3.360	1.350	479.004
84149050	Parts ; Of goods of subheading 841420	-	53	-	1.203

Tabel 3 : Ekspor Indonesia menurut Komoditi (Kode HS 8 digit)

		Agustus 2022			
Kode H S	Uraian golongan barang	Berat bersih (Kg)		Nilai F.O.B. (U S \$)	
		Bulan ini	Kumulatif	Bulan ini	Kumulatif
(1)	(2)	(3)	(4)	(5)	(6)
84149060	Parts ; Of goods of subheading 841430	9.710	71.514	161.499	1.617.846
84149070	Parts ; Of goods of subheading 841440	-	796	-	112.200
84149090	Part ; Of other pumps or compressors	28.785	162.984	491.497	2.782.381
84151020	Air conditioning machines Of a kind designed to be fixed to a window, wall, ceiling or floor, self-contained or "split-system" ; of a cooling capacity not exceeding 2110 kw	23.812	7.780.358	207.123	50.699.840
84151030	Air conditioning machines Of a kind designed to be fixed to a window, wall, ceiling or floor, self-contained or "split-system" ; of a cooling capacity exceeding 2110 kw but not exceeding 2638 kw	15.713	4.137.908	96.711	27.029.519
84151090	Air conditioning machines Of a kind designed to be fixed to a window, wall, ceiling or floor, self-contained or "split-system" other	7.621	52.876	81.410	607.845
84152010	Explosion-proof air fans, of a kind used in underground mining ; of a capacity not exceeding 125 kw	80.624	296.403	1.984.000	7.306.412
84152090	Air conditioning machines Of a kind used for persons, in motor vehicles ; otherthan of a cooling capacity not exceeding 2638 kw	192	2.153	2.299	38.646
84158111	Air conditioning machine of a kind used in aircraft of a cooling capacity not exceeding 2110 kW	-	473	-	8.750
84158119	Air conditioning machine of a kind used in aircraft other	-	2.343	-	6.355
84158129	Air conditioning machines of a kind used in railway rolling stock ; otherthan Of a cooling capacity not exceeding 2638 kW	-	38	-	462
84158131	Air conditioning machines Of a kind used in motor vehicles (other than those of subheading 841520) ; of a cooling capacity not exceeding 2638	-	6	-	25
84158139	Air conditioning machines Of a kind used in motor vehicles (other than those of subheading 841520) ; otherthan of a cooling capacity not exceeding 2638	15	289	1.236	21.690
84158196	Incorporating a refrigerating unit and a valve for reversal of the cooling/heat cycle (reversible heat pumps); Of a cooling capacity exceeding 2638 kW and with an air flow rate of each evaporator unit exceeding 6796 m3/min	-	229	-	3.029
84158197	Incorporating a refrigerating unit and a valve for reversal of the cooling/heat cycle (reversible heat pumps) ; of a cooling capacity not exceeding 2110 kw	-	38	-	86
84158199	Incorporating a refrigerating unit and a valve for reversal of the cooling/heat cycle (reversible heat pumps) ; otherthan of a cooling capacity not exceeding 2110 kw and but not exceeding 2638	17	1.606	234	13.130
84158219	Of a kind used in aircraft ; otherthan Of a cooling capacity exceeding 2110 kW and with an air flow rate of each evaporator unit exceeding 6796 m3/min	-	4.601	-	2.049
84158239	Of a kind used in motor vehicles (other than those of subheading 841520) ; otherthan of a cooling capacity not exceeding 2638	-	1.989	-	32.909
84158291	Incorporating a refrigerating unit Of a cooling capacity not exceeding 2638 kW	-	5.478	-	52.331
84158299	Other, incorporating a refrigerating unit otherthan of a cooling capacity not exceeding 2638 kw	40	942	800	11.168
84158319	Of a kind used in aircraft otherthan Of a cooling capacity exceeding 2110 kW and with an air flow rate of each evaporator unit exceeding 6796 m3/min	86	733	12.859	15.883
84158329	Of a kind used in railway rolling stock otherthan ; Of a cooling capacity not exceeding 2638 kW	-	2.304	-	14.336
84158339	Of a kind used in motor vehicles (other than those of subheading 841520) ; otherthan of a cooling capacity not exceeding 2638	-	6	-	970
84158391	Not incorporating a refrigerating unit ; other of a cooling capacity not exceeding 2638 kw	-	6.295	-	85.795

Tabel 3 : Ekspor Indonesia menurut Komoditi (Kode HS 8 digit)

		Agustus 2022			
Kode H S	Uraian golongan barang	Berat bersih (Kg)		Nilai F.O.B. (U S \$)	
		Bulan ini	Kumulatif	Bulan ini	Kumulatif
(1)	(2)	(3)	(4)	(5)	(6)
84158399	Not incorporating a refrigerating unit ; otherthan of a cooling capacity not exceeding 2638 kw	629	661	38.640	38.754
84159013	Parts Of a kind used in aircraft or railway rolling stock of machines with a cooling capacity not exceeding 2110 kw	6	1.494	1.000	11.028
84159014	Parts Evaporators or condensers for air conditioning machines for motor vehicles ; of machines with a cooling capacity not exceeding 2110 kw	45.745	321.047	1.082.672	6.800.700
84159015	Parts Chassis, welded and painted, other than of subheading 84159013 ; of machines with a cooling capacity not exceeding 2110 kw	874	20.344	7.821	315.538
84159019	Other parts Of machines with a cooling capacity not exceeding 2110 kW	37.024	584.673	781.573	10.776.191
84159029	Parts Of machines with a cooling capacity exceeding 2110 kW but not exceeding 2638 kW ; otherthan of a kind used in aircraft or railway rolling stock	-	820	-	9.716
84159034	Parts Of a kind used in aircraft or railway rolling stock ; with an airflow rate of each evaporator unit exceeding 6796 m3/min	19	649	1.007	34.125
84159035	Parts other With an air flow rate of each evaporator unit exceeding6796 m3/min otherthan of a kind used in aircraft or railway rolling stock	33.825	73.263	560.253	1.214.164
84159039	Parts other Of machines with a cooling capacity exceeding 2638 kW but not exceeding 5275 kW ; otherthan of a kind used in aircraft or railway rolling stock	-	2	-	11
84159045	Parts With an air flow rate of each evaporator unit exceeding6796 m3/min otherthan of a kind used in aircraft or railway rolling stock	29.626	544.606	158.967	5.772.679
84159049	Part Of machines with a cooling capacity exceeding 5275 kW ; otherthan of a kind used in aircraft or railway rolling stock	206.174	328.041	891.794	2.988.946
84161000	Furnace burners for liquid fuel	-	900	-	12.500
84162000	Other furnace burners, including combination burners	47	3.766	14.330	78.516
84163000	Mechanical stokers, including their mechanical grates, mechanical ash dischargers and similar appliances	-	7	-	609
84169000	Part Furnace burners for liquid fuel, for pulverised solid fuel or for gas; mechanical stokers, including their mechanical grates, mechanical ash dischargers and similar appliances	11	4.609	59	105.407
84171000	Furnaces and ovens for the roasting, melting or other heat- treatment of ores, pyrites or of metals	-	40.792	-	235.814
84172000	Bakery ovens, including biscuit ovens	99	65.276	783	387.386
84178010	Parts other Waste incinerators	-	12.750	-	49.250
84178090	Parts otherthan Waste incinerators	-	19.744	-	91.940
84179000	Parts Industrial or laboratory furnaces and ovens, including incinerators, non-electric	254	33.578	17.555	117.848
84181031	Household type, of a capacity not exceeding 230 l ; fitted with separate external doors only	1.793.508	17.010.677	8.496.415	82.093.053
84181032	Other household type, of a capacity exceeding 230 l ; fitted with separate external doors only	3.661.765	29.924.134	18.238.528	150.573.958
84181039	Fitted with separate external doors only ; otherthan household type, of capacity not exceeding 230l; other household type, of a capacity exceeding 230l	1.701	173.378	7.475	892.345
84181040	Combined refrigerator Other, of a kind suitable for medical, surgical or laboratory use	3.486	22.778	30.606	214.590
84181091	Other Display counters, show-cases and the like, incorporating refrigerating equipment, of a capacity exceeding 200 l other	-	143	-	723
84181099	Combined refrigerator ; otherthan Display counters, show-cases and the like, incorporating refrigerating equipment, of a capacity exceeding 200 l other	3.803	11.959	6.880	35.468
84182110	Compression type ; Of a capacity not exceeding 230 l	1.934.765	9.139.379	6.784.910	32.222.758
84182190	Compression type ; otherthan Of a capacity not exceeding 230 l	7	1.023	31	6.036
84182900	Refrigerators, household type ; other	3.104	26.408	3.487	49.443

Tabel 3 : Ekspor Indonesia menurut Komoditi (Kode HS 8 digit)

		Agustus 2022			
Kode H S	Uraian golongan barang	Berat bersih (Kg)		Nilai F.O.B. (U S \$)	
		Bulan ini	Kumulatif	Bulan ini	Kumulatif
(1)	(2)	(3)	(4)	(5)	(6)
84183010	Freezers of the chest type, not exceeding 800 l capacity ; of a capacity not exceeding 200 l	-	6.346	-	33.441
84183090	Freezers of the chest type, not exceeding 800 l capacity ; other	7.307	56.558	32.607	269.982
84184010	Freezers of the upright type, not exceeding 900 l capacity ; of a capacity not exceeding 200 l	76.554	1.010.034	478.847	5.399.434
84184090	Freezers of the upright type, not exceeding 900 l capacity ; other	99.753	237.470	1.079.647	2.719.159
84185011	Display counters, show-cases and the like, incorporating refrigerating equipment, of a capacity exceeding 200 l ; of a kind suitable for medical, surgical or laboratory use	-	3.705	-	34.406
84185019	Display counters, show-cases and the like, incorporating refrigerating equipment, of a capacity exceeding 200 l ; otherthan of a kind suitable for medical, surgical or laboratory use	33.797	903.413	228.033	4.679.604
84185099	Other furniture ; otherthan Of a kind suitable for medical, surgical or laboratory use	-	27.802	-	139.156
84186910	Other refrigerating or freezing equipment; beverage coolers	-	13.440	-	166.198
84186930	Other refrigerating or freezing equipment; cold water dispenser	-	2	-	1.102
84186941	Water chillers with a refrigeration capacity exceeding 2110 kW ; for air conditioning machines	-	440	-	1.821
84186949	Water chillers with a refrigeration capacity exceeding 2110 kW ; otherthan for air conditioning machines	-	334	-	26.973
84186950	Other refrigerating or freezing equipment; scale ice-maker units	-	0	-	1
84186990	Other refrigerating or freezing equipment; otherthan beverage coolers ; cold water dispenser ; water chillers with a refrigeration capacity exceeding 2110 kw and scale ice-maker units	93.792	472.360	1.366.443	6.802.137
84189100	Parts of Furniture designed to receive refrigerating or freezing equipment	15	388	360	6.278
84189910	Parts of Evaporators or condensers	309.189	3.135.487	3.706.164	37.913.952
84189940	Parts of Aluminium roll-bonded panels of a kind used for the goods of subheading 84181031, 84181032, 84182110, 84182190 or84182900	18.946	59.947	526.124	2.042.596
84189990	Parts of ; otherthan evaporators or condensers ; Aluminium roll-bonded panels of a kind used for the goods of subheading 84181031, 84181032, 84182110, 84182190 or84182900	238.640	1.882.863	3.470.352	26.626.446
84191190	Instantaneous gas water heaters ; otherthan household type	486	53.761	5.181	141.303
84191200	Instantaneous or storage water heaters, non-electric ; solar water heaters	-	275	-	639
84191910	Instantaneous or storage water heaters, non-electric ; other household type	266	294	11.977	12.084
84191990	Instantaneous or storage water heaters, non-electric ; otherthan household type	69	609	2.018	3.998
84192000	Medical, surgical or laboratory sterilisers	20	648	50	27.563
84193310	lyophilisation apparatus, freeze drying units and spray dryers ; For agricultural products; for wood, paper pulp, paper or paperboard	-	5.166	-	35.176
84193390	lyophilisation apparatus, freeze drying units and spray dryers ; otherthan For agricultural products; for wood, paper pulp, paper or paperboard	-	57	-	3.028
84193420	Other, for agricultural products ; electrically operated	-	294	-	16.784
84193490	Other for agricultural products otherthan evaporators and electrically operated	131	62.174	1.575	624.086
84193520	Other, for wood, paper pulp, paper or paperboard ; not electrically operated	-	1	-	7

Tabel 3 : Ekspor Indonesia menurut Komoditi (Kode HS 8 digit)

Agustus 2022

Kode H S	Uraian golongan barang	Berat bersih (Kg)		Nilai F.O.B. (U S \$)	
		Bulan ini	Kumulatif	Bulan ini	Kumulatif
		(1)	(2)	(3)	(4)
84193930	Dryers Machinery for the treatment of materials by a process involving heating, for the manufacture of printed circuit boards,	-	3.834	-	94.930
84193990	Other printed wiring boards or printed circuit assemblies, electrically operated	15.409	362.881	240.290	3.549.436
84194010	Distilling or rectifying plant ; electrically operated	40.574	146.118	293.020	1.205.157
84194020	Distilling or rectifying plant ; not electrically operated	4.444	4.444	8.375	8.375
84195010	Heat exchange units ; cooling towers	-	16.972	-	174.613
84195020	Heat exchange units made of tubes of fluoropolymers, with both inlet and outlet tubes having an inside diameter measuring 3 cm or less	-	114	-	3.326
84195091	Heat exchange units ; electrically operated	55	5.206	4.000	68.845
84195092	Heat exchange units ; not electrically operated	231	14.371	3.565	201.043
84196000	Machinery for liquefying air or other gases	1.944.653	9.393.518	3.898.967	44.606.304
84198110	Other machinery For making hot drinks or for cooking or heating food ; electrically operated	17.400	475.597	117.226	3.073.733
84198120	Other machinery For making hot drinks or for cooking or heating food ; not electrically operated	92.685	497.370	221.565	1.305.728
84198913	Oth Machinery for the treatment of materials by a process involving heating, for the manufacture of printed circuit boards, printed wiring boards or printed circuit assemblies ; electrically operated	-	1.054	-	1.429
84198919	Other machinery electrically operated	83.275	5.298.954	1.441.619	73.947.895
84198920	Other machinery not electrically operated	-	122.779	-	629.394
84199012	Parts of machinery for the treatment of materials by a process involving heating, for the manufacture of printed circuit boards, wiring boards/ circuit assemblies ; of electrically operated articles	1.809	10.475	1.307	95.879
84199013	Parts Casings for cooling towers ; of electrically operated articles	-	17.310	-	123.636
84199019	Parts other Of electrically operated articles	19.876	94.470	103.253	715.512
84199029	Parts Of non-electrically operated articles ; otherthan of instantaneous gas water heaters, household type	28.084	63.630	401.990	686.383
84201010	Calendering or other rolling machines ; Of a kind used solely or principally for the manufacture of printed circuit substrates or printed circuits	2	25	30	1.195
84201020	Calendering or other rolling machines ; Ironing machines or wringers suitable for domestic use	872	1.560	34.356	36.326
84201090	Calendering/other rolling machines ; oththan Of a kind used solely/principally for the manufacture of printed circuit substrates/printed circuits ; ironing machines/wringers suitable for domestic use	-	133	-	1.019
84209190	Parts of cylinders; otherthan Of goods of subheading 84201010	36	8.644	24.000	44.934
84209990	Parts otherthan ; Of goods of subheading 84201010	-	576	-	37.279
84211100	Centrifuges, including centrifugal dryers ; cream separators	-	55	-	775
84211200	Centrifuges, including centrifugal dryers ; clothes dryers	-	9.078	-	37.333
84211910	Centrifuges, including centrifugal dryers ; of a kind used for sugar manufacture	-	7	-	100
84211990	Centrifuges, including centrifugal dryers ; otherthan of a kind used for sugar manufacture	758	7.388	27.689	165.346
84212111	Machinery for filtering or purifying water and apparatus for domestic use ; of a capacity not exceeding 500 l/h	3.435	23.135	31.500	185.139
84212119	Machinery for filtering or purifying water otherthan apparatus for domestic use ; of a capacity not exceeding 500 l/h	39.919	369.531	286.451	3.325.322
84212122	Filtering machinery of a capacity exceeding 500 l/h ; electrically operated	2.659	21.361	7.517	224.272
84212123	Filtering machinery of a capacity exceeding 500 l/h ; not electrically operated	-	38.254	-	348.653

Tabel 3 : Ekspor Indonesia menurut Komoditi (Kode HS 8 digit)

Agustus 2022

Kode H S	Uraian golongan barang	Berat bersih (Kg)		Nilai F.O.B. (U S \$)	
		Bulan ini	Kumulatif	Bulan ini	Kumulatif
(1)	(2)	(3)	(4)	(5)	(6)
84212290	Machinery For filtering or purifying beverages other than water ; otherthan electrically operated of a capacity exceeding 500 l/h	11	1.278	32	24.364
84212311	Oil filter For machinery of heading 8429 or 8430 :	2.634	9.186	31.621	261.111
84212319	Machinery of heading 8429 or 8430 ; otherthan oil filter	4.336	32.612	26.973	243.711
84212321	For motor vehicles of Chapter 87 ; oil filters	2.304.091	15.930.439	12.397.519	84.082.320
84212329	For motor vehicles of Chapter 87 ; otherthan oil filters	10.884	113.277	424.360	2.780.731
84212391	Oil or petrol-filters for internal combustion engines ; oil filters	81	624	12.362	89.518
84212399	Oil or petrol-filters for internal combustion engines ; otherthan oil filters	12.408	13.335	72.394	141.011
84212910	Filtering or purifying machinery and apparatus for liquids ; of a kind suitable for medical, surgical or laboratory use	0	1.615	7	173.252
84212930	Filtering or purifying machinery and apparatus for liquids ; of a kind used in oil drilling operations	-	64.430	-	452.352
84212940	Filtering or purifying machinery and apparatus for liquids ; other petrol-filters	35	18.577	470	65.394
84212950	Filtering or purifying machinery and apparatus for liquids ; other oil filters	411	4.213	18.239	303.021
84212960	Filtering or purifying machinery and apparatus for liquids ; other of fluoropolymers and with filter or purifier membrane thickness not exceeding 140 microns	1	2	1	8
84212990	Filtering or purifying machinery and apparatus for liquids other	2.587	153.819	29.251	1.261.253
84213110	Intake air filters for internal combustion engines ; for machinery of heading 8429 or 8430	-	73	-	331
84213120	Intake air filters for internal combustion engines ; for motor vehicles of chapter 87	630.412	3.752.137	6.660.341	37.852.463
84213190	Intake air filters for internal combustion engines ; otherthan for machinery of heading 8429 or 8430 and motor vehicles of chapter 87	23.465	52.953	211.605	655.021
84213200	Machinery and apparatus for gases ; Catalytic converters or particulate filters, whether or not combined, for purifying or filtering exhaust gases from internal combustion engines	1.203	11.924	389.458	2.008.296
84213920	Filtering or purifying machinery and apparatus for gases ; air purifiers	1.627	11.878	13.606	108.465
84213930	Filtering or purifying machinery and apparatus for gases ; Other, with stainless steel housing, and with inlet and outlet tube bores with inside diameters not exceeding 13 cm	-	1.868	-	3.137
84213990	Filtering or purifying machinery and apparatus for gases ; other	41.405	559.364	2.290.917	15.257.032
84219110	Part Of centrifuges, including centrifugal dryers ; of goods of subheading 84211200	-	4.479	-	19.482
84219190	Part Of centrifuges, including centrifugal dryers ; of goods of subheading 84211100 or 84211990	-	173	-	7.838
84219921	Part other Filtering cartridges for filters of subheading 842123 ; for subheading 84212311 or 84212321	24	113	211	1.726
84219929	Part other Filtering cartridges for filters of subheading 842123 ; otherthan subheading 84212311 or 84212321	54.153	350.523	290.558	2.459.808
84219930	Part other ; Of goods of subheading 842131	8.245	58.499	42.576	380.674
84219940	Part other ; Of goods of subheading 84212950	-	39	-	3.977
84219950	Part other ; Of goods of subheading 84212960	525	1.164	7.310	16.493
84219960	Part other ; Of goods of subheading 84213930	-	197	-	414
84219970	Part other ; Of goods of subheading 84213990	-	5.371	-	155.719
84219991	Part other ; Of goods of subheading 84212920	87	88	649	650
84219994	Part other ; Of goods of subheading 84212111	-	6.390	-	41.613
84219996	Part other ; Of goods of subheading 84212311 or 84212391	-	1	-	15
84219997	Part other ; Of goods of subheading 84212319 or 84212399	-	2	-	13
84219999	Part other ; otherthan of goods of subheading 84212920 ; 84212111 ; 84212311 or 84212391 ; and 84212319 or 84212399	36.839	230.066	685.483	3.555.922
84221100	Dish washing machines ; of the household type	2	10.746	81	48.763

Tabel 3 : Ekspor Indonesia menurut Komoditi (Kode HS 8 digit)

Agustus 2022

Kode H S	Uraian golongan barang	Berat bersih (Kg)		Nilai F.O.B. (U S \$)	
		Bulan ini	Kumulatif	Bulan ini	Kumulatif
(1)	(2)	(3)	(4)	(5)	(6)
84221900	Dish washing machines ; otherthan of the household type	-	34	-	708
84222000	Machinery for cleaning or drying bottles or other containers	-	1.000	-	2.100
84223000	Machinery for filling, closing, sealing/labelling bottles, cans, boxes, bags or other containers; machinery for capsuling bottles, jars, tubes & similar containers; machinery for aerating beverages	11.851	187.274	83.270	2.440.140
84224000	Other packing or wrapping machinery (including heat-shrink wrapping machinery)	64.102	442.112	2.226.298	13.965.670
84229010	Part Dish washing machines of subheading 842211	97	105	500	709
84229090	Part Dish washing machines ; otherthan of subheading 842211	7.564	75.451	195.021	1.335.027
84231010	Personal weighing machines, including baby scales; household scales ; electrically operated	218	483	181	3.600
84231020	Personal weighing machines, including baby scales; household scales ; not electrically operated	91	5.298	232	38.760
84232010	weighing machines Scales for continuous weighing of goods on conveyors ; using electronic means for gauging weight	-	2.563	-	3.126
84232090	weighing machines Scales for continuous weighing of goods on conveyors ; otherthan using electronic means for gauging weight	12	24	34	540
84233010	Constant weight scales and scales for discharging a predetermined weight of material into a bag or container, including hopper scales ; using electronic means for gaging weight	18	86	857	11.871
84233090	Constant weight scales and scales for discharging a predetermined weight of material into a bag or container, including hopper scales ; otherthan using electronic means for gaging weight	750	1.151	5.857	14.631
84238110	Other weighing machinery ; Having a maximum weighing capacity not exceeding 30 kg ; using electronic means for gauging weight	37.967	276.268	2.035.436	12.786.724
84238190	Other weighing machinery ; Having a maximum weighing capacity not exceeding 30 kg ; otherthan using electronic means for gauging weight	-	66	-	946
84238239	Oth weight machinery ; having a maximum weighing capacity not exceeding 1000 kg ; other	-	127	-	730
84238242	Other weight machinery ; having a maximum weighing capacity exceeding 1000 kg ; other using electronic means for gauging weight	19.953	35.658	31.045	131.642
84238249	Oth weight machinery ; having a maximum weighing capacity exceeding 1000 kg other	77	328	2.720	12.096
84238910	Other weight machinery ; Using electronic means for gauging weight	12.863	14.113	28.641	38.365
84238990	Other weight machinery ; otherthan Using electronic means for gauging weight	103	964	19.301	55.171
84239010	Weighing machine weights of all kinds	2.694	5.386	105	18.413
84239030	weighing machinery ; of part using electronic means for gauging weight, excluding of machines for weighing motor vehicles	120	120	21.207	21.207
84239040	Other weighing machinery of part	4.230	36.486	115.319	1.392.243
84241010	Mechanical appliances ; Fire extinguishers of a kind suitable for aircraft use whether or not charged	10	69	1.011	6.204
84241090	Mechanical appliances ; Fire extinguishers otherthan of a kind suitable for aircraft use, whether or not charged	11	2.567	959	204.283
84242011	Mechanical appliances ; spray guns and similar appliances ; agricultural or horticultural with electrically operated	10	25	59	148
84242019	Mechanical appliances ; spray guns and similar appliances ; otherthan agricultural or horticultural with electrically operated	1.404	14.211	78.413	810.365
84242021	Mechanical appliances ; spray guns and similar appliances ; agricultural or horticultural with not electrically operated	-	25	-	50

Tabel 3 : Ekspor Indonesia menurut Komoditi (Kode HS 8 digit)

		Agustus 2022			
Kode H S	Uraian golongan barang	Berat bersih (Kg)		Nilai F.O.B. (U S \$)	
		Bulan ini	Kumulatif	Bulan ini	Kumulatif
(1)	(2)	(3)	(4)	(5)	(6)
84242029	Mechanical appliances ; spray guns and similar appliances ; otherthan agricultural or horticultural with not electrically operated	1.056	1.305	2.210	7.278
84243000	Mechanical appliances ; Steam or sand blasting machines and similar jet projecting machines	40	25.082	100	304.887
84244110	Agricultural or horticultural ; portable sprayers ; Hand-operated insecticide sprayers	93.811	471.161	712.488	3.778.605
84244120	Agricultural or horticultural ; portable sprayers ; other not electrically operated	0	0	47	47
84244190	Agricultural or horticultural ; portable sprayers ; otherthan ; Hand-operated insecticide sprayers and other not electrically operated	-	28	-	449
84244910	Machines Agricultural or horticultural sprayers ; electrically operated	5.825	5.837	21.821	22.321
84244920	Machines Agricultural or horticultural sprayers ; not electrically operated	-	12.500	-	14.500
84248230	Mechanical Other appliances ; agricultural or horticultural ; other not electrically operated	-	150	-	1.800
84248910	Mechanical other appliances ; Hand-operated household sprayers of a capacity not exceeding 3 l	4.416	40.046	26.820	174.661
84248920	Mechanical other appliances ; Spray heads with dip tubes	-	24.007	-	1.492
84248940	Mechanical other appliances ; Other, of a kind used solely or principally for the manufacture of printed circuit boards or printed wiring boards substrates or their components	-	969	-	16.750
84248950	Mechanical other appliances ; Other, electrically operated	6.533	60.787	129.433	1.130.885
84248990	Mechanical other appliances ; Other not electrically operated	3.075	238.130	71.487	2.783.274
84249010	Part Of fire extinguishers	533	6.909	21.406	337.705
84249021	Part electrically operated ; Of goods of subheading 84242011	-	14	-	34
84249023	Part electrically operated ; otherthan Of goods of subheading 84242011	585	6.955	1.926	65.920
84249029	Part not electrically operated ; otherthan Of goods of subheading 84242021	-	99	-	2.269
84249030	Part ; Of steam or sand blasting machines and similar jet projecting machines	25	40.021	36	277.990
84249093	Part of other appliances ; Of goods of subheading 84248210	-	3	-	1.211
84249096	Part of other appliances ; Of goods of subheading 84248940	-	3	-	129
84249099	Part of other appliances ; otherthan Of goods of subheading 84248210 ; 84244110, 84244120, 84244920, or 84248230 ; 84244190, 84244910, or 84248220 ; 84248940	9.292	76.815	93.798	780.718
84251100	Pulley tackle and hoists other than skip hoists ; powered by electric motor	73.000	114.749	476.706	820.779
84251900	Pulley tackle and hoists other than skip hoists ; and otherthan powered by electric motor	3.711	24.233	52.869	165.059
84253100	Winches ; capstans ; Powered by electric motor	101.590	259.391	662.568	1.634.983
84253900	Winches ; capstans ; otherthan Powered by electric motor	393.917	1.669.598	373.569	9.268.589
84254100	Jacks; hoists of a kind used for raising vehicles ; built-in jacking systems of type used in garages	2	6.078	10	3.093
84254210	Other Jacks and hoists ; hydraulic of a kind used in tipping mechanisms for lorries	10	11.385	20	31.182
84254290	Other Jacks and hoists ; hydraulic otherthan of a kind used in tipping mechanisms for lorries	83.994	260.672	238.876	5.882.729
84254910	Jacks; hoists of a kind used for raising vehicles ; electrically operated	-	14.941	-	155.802
84254920	Jacks; hoists of a kind used for raising vehicles ; not electrically operated	5.301	61.044	17.340	528.043
84261100	Ships' derricks ; Overhead travelling cranes on fixed support	374	677.470	203	445.862
84261200	Ships' derricks ; Mobile lifting frames on tyres and straddle carriers	66.740	66.740	422.884	422.884
84261920	Ships' derricks ; Bridge cranes	-	98.212	-	509.308
84261930	Ships' derricks ; Gantry cranes	9.686	258.250	12.604	307.560

Tabel 3 : Ekspor Indonesia menurut Komoditi (Kode HS 8 digit)

Agustus 2022

Kode H S	Uraian golongan barang	Berat bersih (Kg)		Nilai F.O.B. (U S \$)	
		Bulan ini	Kumulatif	Bulan ini	Kumulatif
(1)	(2)	(3)	(4)	(5)	(6)
84261990	Ship's derricks ; otherthan ; bridge cranes and gantry cranes	1.556	277.393	2.458	470.745
84262000	Tower cranes	-	71.485	-	271.380
84264100	Ships' derricks ; Portal or pedestal jib cranes ; on tyres	-	173.106	-	1.120.736
84264900	Ships' derricks ; Portal or pedestal jib cranes ; Otherthan ; on tyres	-	1.311.976	-	2.434.887
84269100	Other machinery ; Designed for mounting on road vehicles	-	79.650	-	509.862
84269900	Other machinery ; otherthan ; Designed for mounting on road vehicles	4.000	123.433	1.000	751.699
84271000	Fork- lift trucks ; Self-propelled trucks powered by an electric motor	-	52.400	-	171.268
84272000	Fork- lift trucks ; other self-propelled trucks	-	269.893	-	624.111
84279000	Other fork- lift trucks	181.000	324.432	377.239	1.308.691
84281039	Lifts ; otherthan For passengers	-	183.291	-	507.459
84281040	Skip hoists	-	2.002	-	2.508
84282010	Pneumatic elevators and conveyors ; of a kind used for agriculture	-	21.234	-	90.290
84282090	Pneumatic elevators and conveyors ; otherthan of a kind used for agriculture	441	61.316	497	411.145
84283290	Other continuous-action elevators and conveyors, for goods or materials ; other bucket type ; otherthan ; of a kind used for agriculture	4.780	38.193	41.292	372.716
84283390	Other continuous-action elevators and conveyors, for goods or materials ; other belt type ; otherthan of a kind used for agriculture	150	185	832	2.238
84283990	Other continuous-action elevators and conveyors, for goods or materials ; otherthan of a kind used for agriculture	33	26.515	740	139.768
84286000	Teleferics, chair-lifts, ski-draglines; traction mechanisms for funiculars	812	814	1.191	1.526
84287000	Industrial robots	-	5	-	692
84289090	Other machinery ; otherthan	1.363	87.662	5.419	357.675
84291100	Bulldozers and angledozers ; track laying	2.063.280	2.419.184	1.095.935	2.072.237
84291900	Bulldozers and angledozers ; otherthan track laying	136.085	1.825.748	162.731	1.680.846
84292000	Graders and levellers	-	156.604	-	201.000
84293000	Scrapers	90	90	3.080	3.155
84294030	Tamping machines	125	2.840	200	10.110
84294040	Machinery road roller ; Vibratory smooth drum rollers, with a centrifugal force drum not exceeding 20 t by weight	606.409	4.468.935	2.910.394	20.948.166
84294050	Tamping machines ; Other vibratory road rollers	6.000	122.670	15.000	280.000
84294090	Other Tamping machines and road rollers	53.312	227.250	159.060	1.364.379
84295100	Mechanical shovels, excavators ; front- end shovel loaders	6.350	34.258	10.000	145.373
84295200	Mechanical shovels ; excavators ; Machinery with a 360o revolving superstructure	5.314.256	48.785.202	37.692.732	289.353.315
84295900	Mechanical shovels ; excavators ; otherthan ; front-end shovel loaders ; and Machinery with a 360o revolving superstructure	559.959	3.100.902	424.341	1.785.188
84301000	Pile-drivers and pile-extractors	1.550	1.667	4.020	5.160
84303900	Coal or rock cutters and tunnelling machinery ; otherthan self-propelled	27	221.642	198	2.017.304
84304100	Other boring or sinking machinery ; self-propelled	20.005	478.776	11.006	483.704
84304910	Other boring or sinking machinery ; Wellhead platforms with integrated production modules suitable for use in drilling operations	6.849	8.439	76.036	120.376
84304990	Other boring or sinking machinery ; otherthan ; Wellhead platforms with integrated production modules suitable for use in drilling operations	38.117	439.389	711.783	5.740.836
84305000	Other machinery ; self-propelled	14.234	32.284	290.000	4.978.000
84306100	Other machinery, not self-propelled ; tamping or compacting machinery	-	150	-	300
84306900	Other machinery, not self-propelled ; otherthan ; tamping or compacting machinery	1.894.532	1.915.015	6.348.577	6.381.353
84311013	Machinery of heading 8425 ; of goods subheading 84251100 ; 84253100 ; or 84254910	58.272	239.154	237.955	1.684.422

Tabel 3 : Ekspor Indonesia menurut Komoditi (Kode HS 8 digit)

Agustus 2022

Kode H S	Uraian golongan barang	Berat bersih (Kg)		Nilai F.O.B. (U S \$)	
		Bulan ini	Kumulatif	Bulan ini	Kumulatif
		(1)	(2)	(3)	(4)
84311019	Machinery of heading 8425 ; of electrically operated of goods subheading 84251100 ; 84253100 ; or 84254910	13.211	245.399	11.543	1.375.060
84311022	Machinery of heading 8425 ; of good subheading 84251900; 84253900; 84254100; 84254210; 84254290; of non electrically operated	-	6.228	-	61.074
84311029	Machinery of heading 8425 ; otherthan of good subheading 84251900; 84253900; 84254100; 84254210; 84254290; of non electrically operated	2.875	25.429	7.650	78.474
84312010	Machinery of heading 8427; subheading 842710 or 842720	46	2.608	10.171	43.439
84312090	Machinery of heading 8427; otherthan subheading 842710 or 842720	246	47.477	2.217	953.177
84313110	Of goods subheading 84281039 or 84281040 of lifts; skip hoists or escalators	13	538	27	9.166
84313120	Of goods subheading 84281031 or 84284000 of lifts; skip hoists or escalators	52.272	296.358	256.624	1.429.100
84313910	Machinery of heading 8428 ; of good subheading 84282010; 84283310; 84283910	-	653	-	7.314
84313990	Machinery of heading 8428 other	28.391	654.918	548.389	2.602.680
84314110	Machinery of heading 8426; 8429 or 8430; for machinery of heading 8426	-	1.200	-	3.303
84314190	Machinery of heading 8426; 8429 or 8430 ; bucket; shovels; grabs; and grips; otherthan for machinery of heading 8426	167.114	1.701.223	1.368.983	12.205.201
84314200	Machinery of heading 8426; 8429 or 8430 ; bulldozer or angledozer blades	-	4.640	-	22.901
84314300	Machinery of heading 8426; 8429 or 8430 ; part for boring or sinking machinery of subheading 843041 or 843049	251.121	2.829.050	5.427.505	37.002.751
84314910	Machinery of heading 8426; 8429 or 8430 ; parts of machinery of heading 8426	554.922	4.004.650	1.053.779	8.336.552
84314920	Machinery of heading 8426 ; 8429; or 8430; Cutting edges or end bits of a kind used for scrapers, graders or levellers	2.704.837	20.131.439	11.420.379	85.421.377
84314940	Machinery of heading 8426; 8429; or 8430 ; Cutting edges or end bits of a kind used for bulldozer or angledozer blades	1.259	10.041	3.190	21.184
84314950	Parts of road rollers	225.099	1.072.843	649.722	3.331.478
84314990	Oth parts suitable use of oth moving, grading, levelling,scraping, excavating, tamping, compacting	4.155.385	30.377.383	13.800.467	106.076.704
84321000	Ploughs Machinery	-	4.400	-	35.000
84322900	Harrows, Scarifiers, cultivators, weeders and hoes, other than disc harrows machine	10	15.735	50	113.622
84323100	No-till direct seeders, planters and transplanters	29	751	166	1.336
84323900	Indirect seeders, planters and transplanters	-	290	-	220
84328010	Other Agricultural or horticultural machinery for soil preparation or cultivation	16.656	38.114	135.360	309.917
84328090	Other than other agricultural machine for soil preparation or cultivation, other horticultural machine for soil preparation or cultivation, lawn rollers, and sports-ground rollers.	364	38.922	604	639.732
84329010	Parts of other than other agricultural machine for soil preparation or cultivation, other horticultural machine for soil preparation or cultivation.	18.021	45.077	482.309	1.202.032
84329090	Other parts of other than other agricultural machine for soil preparation or cultivation, other horticultural machine for soil preparation or cultivation, lawn rollers, and sports-ground rollers.	21	3.751	233	25.942
84331100	Mowers for lawns, parks or sports-grounds, powered with the cutting device rotating in a horizontal plane.	-	918	-	7.913
84331990	Mowers for lawns, parks or sports-grounds, not powered without the cutting device rotating in a horizontal plane.	-	1.849	-	5.769
84332000	Other mowers, including cutter bars for tractor mounting	-	849	-	4.025
84333000	Other haymaking machinery	-	100	-	68
84334000	Straw or fodder balers, including pick-up balers	-	8	-	210
84335100	Combine harvester-threshers machinery	-	22.693	-	178.517
84336010	Machines for cleaning, sorting or grading eggs, fruit or other agricultural produce, electrically operated	-	35	-	300

Tabel 3 : Ekspor Indonesia menurut Komoditi (Kode HS 8 digit)

Agustus 2022

Kode H S	Uraian golongan barang	Berat bersih (Kg)		Nilai F.O.B. (U S \$)	
		Bulan ini	Kumulatif	Bulan ini	Kumulatif
(1)	(2)	(3)	(4)	(5)	(6)
84339010	Castors wheels, of a diameter (including tyres) exceeding 100 mm but not exceeding 250 mm, provided that the width of any wheel or tyre fitted thereto exceeds 30 mm	-	219	-	82.035
84339020	Parts of powered mowers for lawn, parks/sport-grounds	336	336	2.170	2.170
84339090	Parts of oth harvesting/threshing machinery	4.990	17.087	77.504	244.755
84349000	Parts of Milking machines and dairy machinery	824	5.141	18.103	370.333
84351010	Electrically operated machines for pressing, crushing and manufacturing of wine, cider, fruit juices or similar beverages.	-	136	-	728
84351020	Non-electrically operated machines for pressing, crushing and manufacturing of wine, cider, fruit juices or similar beverages.	-	3	-	20
84359010	Parts of electrically operated machines for pressing, crushing and manufacturing of wine, cider, fruit juices or similar beverages.	-	18	-	1.359
84359020	Parts of non-electrically operated machines for pressing, crushing and manufacturing of wine, cider, fruit juices or similar beverages.	-	66	-	687
84361010	Electrically operated machines for preparing of animal feeding stuffs	-	3.686	-	12.344
84362110	Electrically operated machines for incubating and brooding of poultry	43	9.984	268	2.341
84362120	Non-electrically operated machines for incubating and brooding of poultry	50	155	80	339
84362910	Electrically operated machines for keeping of poultry	-	17.615	-	34.589
84362920	Non-electrically operated machines for keeping of poultry	-	15	-	40
84368011	Other electrically operated machines for agricultural or horticultural	4	4	15	15
84368019	Other electrically operated machines for forestry	-	36.403	-	190.376
84368021	Other non-electrically operated machines for agricultural or horticultural	5	37	128	891
84369100	Parts of poultry-keeping machinery or poultry incubators and brooders	430	828	1.429	6.994
84369911	Parts of other electrically operated machines and equipment for agricultural or horticultural	48.804	183.229	342.177	812.459
84369919	Parts of oth forestry, poultry-keep/bee-keep machinery electrically operated & equipments	100	112	3.000	4.286
84369921	Parts of oth agricultural/horticultural mach.non-electrically operated & equipments	17.790	80.350	149.669	502.351
84369929	Parts of oth forestry, poultry-keep/bee-keep machinery non-electrically operated & equipments	11	3.397.313	209	1.185.020
84371010	Electrically operated machine for cleaning, winnowing, sorting or grading of grains or dried leguminous vegetable, other than farm-type machinery	-	2.674	-	16.141
84371020	Non-electrically operated machine for cleaning, winnowing, sorting or grading of grains or dried leguminous vegetable, other than farm-type machinery	1.690	2.645	5.300	9.828
84371030	Electrically operated machine for cleaning, winnowing, sorting or grading of seed, other than farm-type machinery	-	140	-	140
84371040	Non-electrically operated machine for cleaning, winnowing, sorting or grading of seed, other than farm-type machinery	2.541	3.198	18.051	19.892
84378010	Electrically operated machine for hulling of rice and milling of cone type rice, other than farm-type machinery	2.926	4.126	15.477	19.390
84378020	Non-electrically operated machine for hulling of rice and milling of cone type rice, other than farm-type machinery	3.913	8.862	12.688	35.273
84378030	Electrically operated machine for milling of industrial type coffe and rice, other than farm-type machinery	1.483	2.244	5.230	7.882
84378040	Non-electrically operated machine for milling of industrial type coffe and rice, other than farm-type machinery	35	94	100	530
84378051	Electrically operated machine for polishing of rice, sifting and sieving, cleaning of bran, and husking, other than farm-type machinery	40	40	188	188

Tabel 3 : Ekspor Indonesia menurut Komoditi (Kode HS 8 digit)

		Agustus 2022			
Kode H S	Uraian golongan barang	Berat bersih (Kg)		Nilai F.O.B. (U S \$)	
		Bulan ini	Kumulatif	Bulan ini	Kumulatif
(1)	(2)	(3)	(4)	(5)	(6)
84378059	Other machine used in the milling indust or working of cerals, electrically operated	374	6.223	6.610	31.698
84378061	Non-electrically operated machine for polishing of rice, sifting and sieving, cleaning of bran, and husking, other than farm-type machinery	-	2.600	-	10.547
84378069	Other machine used in the milling indust or working of cerals, not electrically operated	625	6.963	1.175	18.438
84379011	Parts of electrically operated machine for cleaning, winnowing, sorting or grading of seed, grains or dried leguminous vegetable, other than farm-type machinery	-	10.844	-	41.160
84379019	Parts of elect operated machines for used in the milling industry/for the working of cereals/dried vegetables	-	676	-	280.697
84379021	Parts of non-electrically operated machine for cleaning, winnowing, sorting or grading of seed, grains or dried leguminous vegetable, other than farm-type machinery	500	515	2.000	2.038
84379029	Parts of non elect operated machinesfor used in the milling industry/for the working of cereals/dried vegetables	17.232	102.742	55.543	380.684
84381000	Bakery machinery and machinery for the manufacture of macaroni, spaghetti or similar products	16.389	74.907	170.638	1.126.793
84382010	Electrically operated machine for manufacturing of confectionery, cocoa or chocolate	-	11.575	-	156.790
84382020	Non-electrically operated machine for manufacturing of confectionery, cocoa or chocolate	-	292	-	335
84383010	Electrically operated machine for manufacturing of sugar	-	178	-	4.056
84385000	Machinery for the preparation of meat or poultry	625	20.329	231	104.262
84386000	Machinery for the preparation of fruits, nuts or vegetables	190	7.130	1.802	27.963
84388011	Electrically operated machine for pulpering of coffee	-	6.237	-	33.635
84388012	Non-electrically operated machine for pulpering of coffee	120	120	150	150
84388021	Electrically operated machine for the preparation of fish, crustaceans or molluscs	-	353	-	3.950
84388091	Other machine for the industrial preparation/manufacture,electrically operated	-	4.058	-	50.535
84388092	Other machine for the industrial preparation/manufacture,not electrically operated	6	467	118	6.577
84389011	Parts of electrically operated machine for manufacturing of sugar	-	507	-	996
84389012	Parts of electrically operated machine for pulpering of coffee	34	34	3.366	3.366
84389019	Parts of goods of oth elect machinesfor industrial preparationor manufacture of food/drink, oth than sugar &coffee pulper	3.188	493.096	52.734	1.038.277
84389021	Parts of non-electrically operated machine for manufacturing of sugar	-	124	-	1.126
84389022	Parts of non-electrically operated machine for pulpering of coffee	8	1.088	30	9.260
84389029	Parts of goods of oth non elect machinesfor industrialprep/manufact of food/drink, oth than sugar &coffee pulper	18.768	22.761	85.337	94.445
84392000	Machinery for making paper or paperboard	414	1.672	935	2.418
84399100	Parts of machinery for making pulp of fibrous cellulosic material	5.300	9.221	52.571	127.400
84399900	Parts of machinery for making or finishing paper or paperboard	1.066	9.177	48.214	347.057
84401010	Electrically operated machine for binding book	1	162	7	6.291
84401020	Non-electrically operated machine for binding book	-	8.556	-	300
84409000	Parts of book-binding machinery and parts of book-sewing machines	988	7.797	108.564	686.176
84411010	Electrically operated machine for cutting	65	39.017	100	323.759
84411020	Non-electrically operated machine for cutting	9	67	27	272
84414000	Machines for moulding articles in paper pulp, paper or paperboard	4.600	20.731	40.971	124.560
84418010	Oth machinery for making up paper pulp,paper/paperboardelectrically operated	11	21.407	260	331.703

Tabel 3 : Ekspor Indonesia menurut Komoditi (Kode HS 8 digit)

Agustus 2022

Kode H S	Uraian golongan barang	Berat bersih (Kg)		Nilai F.O.B. (U S \$)	
		Bulan ini	Kumulatif	Bulan ini	Kumulatif
		(1)	(2)	(3)	(4)
84418020	Oth machinery for making up paper pulp,paper/paperboardnot electrically operated	-	4.037	-	4.444
84419000	Parts of other machinery for making up paper pulp, paper or paperboard, including parts of cutting machines of all kinds	144.233	163.379	31.435	208.254
84423000	Machinery, apparatus and equipment for preparing or making plate	-	579	-	10.926
84424000	Parts of machinery, apparatus and equipment for preparing or making plate	10	1.092	500	34.089
84425000	Plates, cylinders and other printing components; plates, cylinders and lithographic stones, prepared for printing purposes (for example, planed, grained or polished)	3.896	14.716	54.324	199.562
84431100	Offset printing machinery, reel-fed	670	43.665	39.998	400.318
84431200	Offset printing machinery, sheet-fed, office type (using sheets with one side not exceeding 22 cm and the other side not exceeding 36 cm in the unfolded state)	30	30	40	40
84431300	Offset printing machinery, sheet-fed, office type (using sheets with one side exceeding 22 cm and the other side exceeding 36 cm in the unfolded state)	106.900	221.104	310.273	1.068.622
84431400	Letterpress printing machinery, reel-fed, excluding flexographic printing	-	5.674	-	11.256
84431500	Letterpress printing machinery, other than reel-fed, excluding flexographic printing	-	279	-	6.567
84431600	Flexographic printing machinery	757	31.143	3.752	437.620
84431700	Gravure printing machinery	189	200	268	389
84431900	Printing machinery; used for printing by means of plates, cylinders and other printing components of heading 84.42, n.e.c. in item no. 8443.1	2.607	160.534	116.397	1.898.085
84433111	Colour Printer-copiers, printing by the ink-jet process	4.208	42.877	69.248	633.405
84433119	Non-colour Printer-copiers, printing by the ink-jet process	1.209	8.603	15.715	80.769
84433121	Colour Printer-copiers, printing by the laser process	-	21	-	290
84433129	Non-colour Printer-copiers, printing by the laser process	-	175	-	1.804
84433131	Combination of colour printer-copier-facsimile machines	-	5.676	-	5.496
84433139	Combination of non-colour printer-copier-facsimile machines	-	26	-	19.000
84433191	Combination printer-copier-scanner-facsimile machines	4.337.999	28.425.711	100.886.824	770.964.895
84433199	Oth machineswhich perform >= 2 function of printing, copying/facs, capable of connect to an auto data process/network	291	2.898	4.312	46.805
84433211	Colour dot matrix printers	-	23	-	649
84433219	Non-colour dot matrix printers	501.256	3.334.307	10.354.849	64.377.233
84433221	Colour ink-jet printers	311.923	2.718.212	5.059.982	56.333.478
84433229	Non-colour ink-jet printers	1.892	39.146	94.610	367.658
84433231	Colour laser printers	-	15	-	225
84433239	Non-colour laser printers	21	1.196	2.787	17.730
84433240	Facsimiles machines	-	91	-	53.695
84433250	Screen printing machinery for the manufacture of printed circuit boards or printed wiring boards	-	4	-	655
84433290	Oth printers,copying machines& facsimile, not combined;capable to connect to network	221.539	1.663.675	7.695.599	54.110.358
84433910	Electrostatic photocopying apparatus, operating by reproducing the original image directly onto the copy (direct process)	600	1.305	10.869	17.587
84433920	Electrostatic photocopying apparatus, operating by reproducing the original image via an intermediate onto the copy (indirect process)	100	1.865	1.020	15.856
84433930	Other photocopying apparatus incorporating an optical system	-	1.150	-	3.072
84433940	Ink-jet printer, not capable of connect to a network	372	1.239	14.200	29.452
84433990	Oth printers,copying machines& facsimile, not capable to connect to a network	2.100	20.212	14.408	196.064

Tabel 3 : Ekspor Indonesia menurut Komoditi (Kode HS 8 digit)

Agustus 2022

Kode H S	Uraian golongan barang	Berat bersih (Kg)		Nilai F.O.B. (U S \$)	
		Bulan ini	Kumulatif	Bulan ini	Kumulatif
		(1)	(2)	(3)	(4)
84439100	Parts and accessories of printing machinery used for printing by means of plates, cylinders and other printing components of heading 8442	439.079	1.633.813	18.902.732	92.957.705
84439910	Parts of screen printing machinery for the manufacture of printed circuit boards or printed wiring boards	0	81	900	8.488
84439920	Ink-filled printer cartridges	445.212	3.274.707	9.905.100	72.846.733
84439930	Paper feeders; paper sorters	1	104	61	7.703
84439990	Parts and accessories of other printing machinery	107.541	1.057.430	1.555.379	13.849.711
84440010	Electrically operated machines for extruding, drawing, texturing or cutting man- made textile materials	-	140	-	201
84451110	Electrically operated machines for textile carding	-	150.951	-	291.100
84451300	Drawing or roving machines	-	32.540	-	162.450
84452010	Electrically operated machines for spinning textile	-	62.811	-	85.260
84454010	Electrically operated machines for winding or reeling textile	4.283	151.534	48.290	998.002
84454020	Non-electrically operated machines for winding or reeling textile	-	3.790	-	28.969
84459010	Electrically operated machines for preparing textile yarn	-	37.395	-	65.136
84461010	Electrically operated machines for weaving fabrics of a width not exceeding 30 cm	-	10	-	50
84461020	Non-electrically operated machines for weaving fabrics of a width not exceeding 30 cm	-	12.450	-	5.928
84463000	Machines for weaving fabrics of a width exceeding 30 cm, shuttleless type	-	25.050	-	269.176
84471100	Circular knitting machines with cylinder diameter not exceeding 165 mm	-	759	-	1.101
84471200	Circular knitting machines with cylinder diameter exceeding 165 mm	-	26.211	-	183.690
84472010	Flat knitting machines and stitch-bonding machines, electrically operated	2.250	76.614	1.577	435.716
84472020	Flat knitting machines and stitch-bonding machines, non-electrically operated	-	17.450	-	14.684
84479010	Electrically operated machines for making gimped yarn, tulle, lace, embroidery, trimmings, braid or net and for tufting	6.800	32.610	5.560	70.285
84479020	Non-electrically operated machines for making gimped yarn, tulle, lace, embroidery, trimmings, braid or net and for tufting	10.171	10.173	4.101	4.136
84481110	Electrically operated dobbies ana jackquards and electrically operated machines for card reducing, copying, punching or assembling for use therewith	-	12	-	294
84482000	Parts and accessories of machines of heading 8444 or of their auxiliary machinery	7.470	47.045	539.113	4.055.675
84483200	Part & acc of machines for preparing textile fibres, oth than card clothing	-	372	-	114.646
84483300	Spindles, spindle flyers, spinning rings and ring travellers	120	556	5.487	9.391
84483900	Combs, extruding nipples, shuttles, healds and heald-frames, hosiery needles	26	1.004	870	37.094
84484200	Reeds for looms, healds and heald-frames	1.217	7.468	69.880	458.339
84484911	Shuttles for electrically operated machines	-	240	-	300
84484912	Shuttles for non-electrically operated machines	-	8	-	75
84484990	Other parts and accessories of weaving machines (looms) or of their auxiliary machinery, other than Shuttles	7.068	53.029	347.860	2.237.299
84485900	Parts and accessories of machines of heading 8447 or of their auxiliary machinery other than sinkers, needles and other articles used in forming stitches	3.851	68.551	15.552	172.459
84490000	Machinery for the manufacture or finishing of felt or nonwovens in the piece or in shapes, including machinery for making felt hats; blocks for making hats	-	97.003	-	627.126
84501110	Fully-automatic household or laundry-type machines, each of dry linen capacity not exceeding 6 kg	230	3.299	775	6.269
84501190	Fully-automatic household or laundry-type machines, each of dry linen capacity exceeding 6 kg but not exceeding 10 kg	212.152	946.283	980.226	4.257.987

Tabel 3 : Ekspor Indonesia menurut Komoditi (Kode HS 8 digit)

Agustus 2022

Kode H S	Uraian golongan barang	Berat bersih (Kg)		Nilai F.O.B. (U S \$)	
		Bulan ini	Kumulatif	Bulan ini	Kumulatif
(1)	(2)	(3)	(4)	(5)	(6)
84501210	Household or laundry-type machines with built in centrifugal drier, each of dry linen capacity not exceeding 6 kg	-	22.651	-	63.361
84501290	Household or laundry-type machines with built in centrifugal drier, each of dry linen capacity exceeding 6 kg but not exceeding 10 kg	30.147	241.396	156.987	1.340.502
84501919	Other household or laundry-type machines, electrically operated, with a dry linen capacity exceeding 6 kg but not exceeding 6 kg	-	1.784	-	5.469
84501999	Other household or laundry-type machines, non-electrically operated, with a dry linen capacity exceeding 6 kg but not exceeding 6 kg	-	75	-	255
84502000	Householde or laundry-type machines, each of dry linen capacity exceeding 10 kg	96.463	652.650	461.813	3.124.492
84509010	Parts of householde or laundry-type machines, each of dry linen capacity exceeding 10 kg	1.055	8.795	31.940	281.702
84509020	Parts of machines of subheading 845011, 845012 or 845019	1.928	15.738	11.698	256.867
84511000	Dry-cleaning machines	-	1.804	-	12.793
84512100	Drying-machines each of a dry linen capacity not exceeding 10 kg	0	265	6	1.396
84512900	Drying-machines each of a dry linen capacity exceeding 10 kg	-	5.270	-	53.322
84513010	Single roller type domestic ironing machines	-	30	-	250
84513090	Presses machines including fusing presses	-	16.338	-	27.205
84514000	Washing, bleaching or dyeing machines	-	1.920	-	51.977
84515000	Machines for reeling, unreeling, folding, cutting or pinking textile fabrics	2.300	2.302	15.000	15.054
84518000	Machines for dressing, finishing, coating or impregnating textile yarns, fabrics or made up textile articles; for applying the paste to the base fabric or other support used in the manufacture of floor coverings such as linoleum	-	56.345	-	295.937
84519090	Parts of machines of a dry linen capacity exceeding 10 kg	-	2.181	-	53.829
84521000	Sewing machines of the household type	509	6.083	3.775	49.087
84522100	Other sewing machines, other than book-sewing machines, with automatics unit	1	41.529	15	128.353
84522900	Other sewing machines, other than book-sewing machines, with non-automatics unit	630	29.386	250	317.673
84523000	Sewing machine needles	-	45	-	407
84529011	Arms and beds; stands with or without centre frames; flywheels; belt guards; treadles or pedals of machinery of subheading 84521000	25.470	39.750	25.820	53.904
84529012	Furniture, bases and covers and parts thereof of machinery of subheading 84521000	33	767	1.020	7.684
84529019	Other parts of sewing machines of subheading 84521000	8	262	185	4.829
84529091	Arms and beds; stands with or without centre frames; flywheels; belt guards; treadles or pedals of other than machinery of subheading 84521000	64	1.564	1.993	18.793
84529092	Furniture, bases and covers and parts thereof of other than machinery of subheading 84521000	-	8	-	16
84529099	Other parts of sewing machines of other than machinery of subheading 84521000	6.281	13.798	23.535	76.926
84531010	Electrically operated machines for preparing, tanning or working hides, skins or leather, other than sewing machines	-	108.627	-	1.673.279
84532010	Electrically operated machines for making or repairing footwear, other than sewing machines	-	902	-	22.106
84538010	Electrically operated machines for making or repairing other articles of hides, skins or leather, other than sewing machines	-	3.447	-	40.650
84538020	Non-electrically operated machines for making or repairing other articles of hides, skins or leather, other than sewing machines	-	301	-	2.189
84539000	Parts of machinery of subheading 8453	-	2.549	-	19.423
84541000	Converters of a kind used in metallurgy or in metal foundries	5	45	1.223	5.377

Tabel 3 : Ekspor Indonesia menurut Komoditi (Kode HS 8 digit)

Agustus 2022

Kode H S	Uraian golongan barang	Berat bersih (Kg)		Nilai F.O.B. (U S \$)	
		Bulan ini	Kumulatif	Bulan ini	Kumulatif
(1)	(2)	(3)	(4)	(5)	(6)
84542000	Ingot moulds and ladles of a kind used in metallurgy or in metal foundries	1.039	7.524	11.059	83.622
84543000	Casting machines of a kind used in metallurgy or in metal foundries	625	4.615	570	26.204
84549000	Partrs of converts, ladles, ingot moulds & casting machines	54.872	582.896	289.277	3.395.135
84552200	Cold metal-rolling mills	5.150	14.170	61.835	71.835
84553000	Rolls for rolling mills	-	3	-	66
84559000	Other parts of metal-rolling mills	1.555	2.047	18.497	19.172
84561110	Operated by laser machine for the manufacture of printed circuits, printed circuit assemblies, parts of heading 8517, or parts of automatic data processing machines	-	188	-	159.658
84561190	Other operated by laser machine-tools for working any material by removal of material	6	8.894	33	868.276
84562000	Machine-tools for working any material by removal of material, by ultrasonic process	-	550	-	28.573
84563000	Machine-tools for working any material by removal of material, by electro-discharge process	-	4.235	-	72.500
84564010	Machine-tools, numerically controlled, for working any material by removal of material, by plasma arc processes, for the manufacture of printed circuit boards or printed wiring boards	15	101	200	7.859
84564090	machinestool for work any material by removal material,by plasma arc processes, for oth than manufact of PCB/PWB	41	344	94	16.494
84565000	Water-jet cutting machines	20	20	45	45
84569020	Wet processing equipments for the application by immersion of electrochemical solutions, for the purpose of removing material on printed circuit boards or printed wiring boards	-	53	-	11.320
84569090	Machine-tools for working any material by removal of material, by ionic-beam process	8	2.061	30	12.623
84571010	Machining centres of spindle power not exceeding 4 kW for working metal	14	848	3.507	86.398
84571090	Machining centres of spindle power exceeding 4 kW for working metal	18.220	106.007	43.485	556.995
84572000	Unit construction machines (single station) for working metal	39	39	1.296	1.296
84573000	Multi-station transfer machines for working metal	-	22.314	-	1.138.532
84581190	Horizontal lathes for removing metal, numerically controlled of spindle exceeding 4 kW	-	21.245	-	312.928
84581990	Horizontal lathes for removing metal, non-numerically controlled with the distance between the main spindle centre and the bed exceeding 300 mm	-	9.500	-	8.847
84589100	Other lathes for removing metal, numerically controlled	13.414	13.414	7.296	7.296
84589990	Other lathes for removing metal, non-numerically controlled, with the distance between the main spindle centre and the bed exceeding 300 mm	5.840	29.318	9.290	31.111
84591000	Way-type unit head machines for drilling, boring, milling, threading or tapping by removing metal, other than lathes (including turning centres) of heading 8458	-	185	-	629
84592100	Other drilling machines that numerically controlled	-	1.943	-	45.960
84592910	Other drilling machines that non-numerically controlled and electrically operated	9	674	554	144.160
84592920	Other drilling machines that non-numerically controlled and non-electrically operated	11	123	8.590	352.439
84593910	Other boring-milling machines that non-numerically controlled and electrically operated	15	22.980	5	35.533
84594100	Other boring machines that numerically controlled	-	10	-	696
84594910	Other boring machines that non-numerically controlled and electrically operated	20	27	11.651	11.673
84595100	Knee-type milling machines that numerically controlled	-	1.067	-	37.817
84595910	Knee-type milling machines that non-numerically controlled and electrically operated	7	44	1.297	21.304

Tabel 3 : Ekspor Indonesia menurut Komoditi (Kode HS 8 digit)

Agustus 2022

Kode H S	Uraian golongan barang	Berat bersih (Kg)		Nilai F.O.B. (U S \$)	
		Bulan ini	Kumulatif	Bulan ini	Kumulatif
		(1)	(2)	(3)	(4)
84596100	Other milling machines that numerically controlled	1	6	11	848
84596910	Other milling machines that non-numerically controlled and electrically operated	-	19	-	201
84596920	Other milling machines that non-numerically controlled and non-electrically operated	-	150	-	75
84597010	Other threading or tapping machines that electrically operated	30	4.290	90	5.722
84597020	Other threading or tapping machines that non-electrically operated	40	60	50	150
84601200	Numerically controlled flat-surface grinding machines	7	234	30	620
84601900	Non-numerically controlled flat-surface grinding machines	306	546	633	3.120
84602200	Centreless grinding machines, numerically controlled	-	119	-	291.147
84602300	Other cylindrical grinding machines, numerically controlled	-	15.793	-	243.761
84602400	Other of other grinding machines, numerically controlled	-	9.232	-	114.958
84602910	Other grinding machines, not numerically controlled,electrically operated	2	9.969	20	142.828
84602920	Other grinding machines, not numerically controlled,not electrically operated	18	75	670	5.699
84603110	machinestools, numerically controlled, for sharpening drillingbits,shank diameter<=3,175mm, fixed collets, power<=0.74kW	-	1	-	76
84603190	machinestools, numeric controlled, for sharpen drill bits oththan shank diameter<=3,175mm, fixed collets, power<=0.74kW	-	25	-	566
84603910	Oth sharpening (tool/cutter grinding) mach, not numericallycontrolled, electrically operated	3	118	107	2.149
84603920	Oth sharpening (tool/cutter grinding) mach, not numericallycontrolled, not electrically operated	-	101	-	1.169
84604000	Honing or lapping machines	154	1.367	3.872	158.010
84609010	Oth mach-tools for deburring, sharpening, grinding, honing, lapping, or similar, electrically operated	200	202	9.450	9.471
84609020	Oth mach-tools for deburring, sharpening, grinding, honing, lapping, or similar, not electrically operated	-	65	-	1.533
84612000	Shaping or slotting machines	-	1.451	-	9.748
84615000	Sawing or cutting-off machines	193	7.081	20.287	256.741
84619020	Planing machines	-	60	-	299
84619090	Other machine-tools working by removing metal or cermets, not elsewhere specified or included	370	6.850	17.092	338.693
84621100	Closed die forging machines	-	22.007	-	129.922
84621900	Other hot forming machines for forging and hot hammers	290	80.349	2.400	409.746
84622290	Non-numerically controlled machines for profile forming	-	5	-	10
84622500	Numerically controlled roll forming machines	-	6.665	-	90.273
84622600	Other numerically controlled bending, folding, straightening or flattening machines	-	19.950	-	15.000
84622900	Bending, folding, straightening or flattening machines (including press brakes) for flat products other than HS Code 84622210-84622600	1.443	1.498	4.603	18.428
84623290	Non-numerically controlled machine for slitting lines and cut-to-length lines for flat product, other than combined punching and shearing machines	-	6.150	-	6.000
84623900	Non-numerically controlled shearing machines	260	24.263	345	293.520
84624900	Non-numerically controlled machines for punching, notching or nibbling (excluding presses) for flat products and combine both of punching and shearing	1.619	45.481	2.272	69.812
84625100	Numerically controlled machines for working tube, pipe, hollow section and bar (excluding presses)	-	5.648	-	37.211
84626199	Other non-numerically controlled hydraulic presses machines	16.000	59.017	20.900	84.300
84626219	Other numerically controlled mechanical presses machines	1.250	10.600	3.754	10.150
84629010	Machine tools, die forging or die stamping machines	62	62	3.435	3.435
84629090	Machine tools, other die forging or die stamping machines	167	63.158	3.170	728.060

Tabel 3 : Ekspor Indonesia menurut Komoditi (Kode HS 8 digit)

Agustus 2022

Kode H S	Uraian golongan barang	Berat bersih (Kg)		Nilai F.O.B. (U S \$)	
		Bulan ini	Kumulatif	Bulan ini	Kumulatif
(1)	(2)	(3)	(4)	(5)	(6)
84631010	Draw-benches for bars, tubes, profiles, wire/the like,electrically operated	-	21.909	-	140.223
84632010	Thread rolling machines, electrically operated	-	83.508	-	161.938
84633010	Machines for working wire, electrically operated	2.868	2.868	118.342	118.342
84633020	Machines for working wire, not electrically operated	3	3	1.372	1.372
84639010	Other mach-tools for working metals/cermets, w/o removingmaterial, electrically operated	6.520	8.526	4.194	91.046
84641010	Sawing machines for working stone, ceramics/like mineralmaterials/for cold-working glass, electrically operated	43	1.244	365	223.164
84642010	Grinding/polishing machinesfor working stone, ceramics/likemineral material/for cold-work glass,electric operated	19.944	19.946	1.680	1.681
84649010	Oth machines for working stone, ceramics/like mineralmaterials/for cold-working glass, electrically operated	-	5.970	-	17.327
84649020	Oth machines for working stone, ceramics/like mineralmaterials/for cold-working glass, not electrically operated	-	7	-	57
84651000	machineswhich can carry out diff types of machining operationsw/o tool change between such operations	-	41.755	-	303.670
84659110	Sawing machines for scoring PCB/ PWB or PCB/PWB substrateselectrically operated	40.862	131.544	221.382	684.390
84659190	Sawing machines other than of a kind used for scoring printed circuit boards or printed wiring boards or printed circuit board or printed wiring board substrates	6	2.425	101	52.423
84659210	Planing, milling/moulding machinesfor routing PCB/PWB or PCB/PWB substrates, accepting router bits with shank D<=3.175mm	-	2	-	157
84659290	Planing, milling or moulding (by cutting) machines for routing PCB/PWB or PCB/PWB substrates, accepting router bits with a shank diameter exceeding 3175 mm, for scoring PCB/PWB or PCB/PWB substrates	5	5.005	101	6.801
84659310	Grinding, sanding or polishing machines, for working woodcork, bone/similar hard materials, electrically operated	-	549	-	57.719
84659320	Grinding, sanding or polishing machines, for working woodcork, bone/similar hard materials,not electrically operated	-	96	-	73.037
84659400	Bending or assembling machines	-	7	-	14
84659510	Drilling machinesfor manufact of PCB/PWB, with a spindle speed>50,000rpm and accept drill bits of shank D<=3.175mm	-	122	-	730
84659590	Drilling machines for the manufacture of printed circuit boards or printed wiring boards, with a spindle speed not exceeding 50,000 rpm & accepting drill bits of a shank diameter not exceeding 3175 mm	-	15	-	60
84659600	Splitting, slicing or paring machines	89.065	145.552	1.000.000	1.419.295
84659910	Lathes	-	700	-	248
84659950	machinesfor deburring the surfaces of PCB/PWB during manufact,machinesfor scoring&laminating presses for PCB/PWB/substrates,	-	45	-	327
84659960	Oth machinestools for working wood, cork, bone/similar hardmaterials, electrically operated	-	7.765	-	122.382
84659990	Oth machinestools for working wood, cork, bone/similar hardmaterials, not electrically operated	28	1.458	11.278	50.081
84661010	Tool holder&self-opening diehead for machinesof 84569010, 84569020/84603110/84659110/84659210/84659510/84659950	3.743	24.369	33.497	213.627

Tabel 3 : Ekspor Indonesia menurut Komoditi (Kode HS 8 digit)

Agustus 2022

Kode H S	Uraian golongan barang	Berat bersih (Kg)		Nilai F.O.B. (U S \$)	
		Bulan ini	Kumulatif	Bulan ini	Kumulatif
(1)	(2)	(3)	(4)	(5)	(6)
84661090	Tool holder&self-opening diehead for machinesoth of 8456901084569020/84603110/84659110/84659210/84659510/84659950	1.045	32.715	29.464	946.916
84662010	Work holders for machinesof 85469010, 84569020, 84603110,84659110, 84659210, 84659510, 84659950	-	7	-	200
84662090	Work holders for machinesoth than of 85469010, 84569020,84603110, 84659110, 84659210, 84659510, 84659950	63.970	613.403	282.556	4.126.296
84663000	Dividing heads and other special attachments for machines	7	4.094	1.265	54.510
84669100	Parts for machines of heading 8464	5	6.946	10	21.820
84669200	Parts for machines of heading 8465	-	120	-	6.031
84669330	Parts for machines of subheading 84561110, 84561210, 84562000, or 84563000, of a kind used solely or principally for the manufacture of printed circuits, printed circuit assemblies, parts of machines of heading 8517, or parts of automatic data processing machines of heading 8471; for machines of subheading 845710, 84589100, 84592100, 84592910,84596100, 84596910, or 84615000, of a kind used solely or principally for the manufacture of parts of machines of heading 8517, or parts of automatic data processing machines of heading 8471	-	2	-	98
84669340	Parts for machines of subheading 84565000	2	49	6	2.036
84669390	Oth parts & accessories for machines of head 8456 to 8461oth than subhead 84564010,84569020 or 84603110	6.693	45.644	698.303	2.470.080
84669400	Machine-tools; parts and accessories, for the machines of heading no. 8462 or 8463, n.e.c. in heading no. 8466	8.627	88.018	74.539	1.325.653
84671100	Tools for working in the hand pneumatic rotary tipe (including combined rotary-percussion)	277	2.812	47.658	328.448
84671900	Tools for working in the hand pneumatic other rotary tipe (including combined rotary-percussion)	2.040	92.892	3.765	1.392.577
84672100	Drills of all kinds with self-contained electric motor	8.589	13.920	252.594	281.342
84672200	Saws with self-contained electric motor	60	281	273	3.357
84672900	Tools; for working in the hand, with self-contained electric motor; other than saws and drills	789	177.965	14.742	3.771.081
84678100	Chains saws with self-contained electric motor	29	5.927	351	38.212
84678900	Tools; for working in the hand, (other than chain saws), hydraulic or with self-contained non-electric motor, (not pneumatic)	4.193	67.091	31.461	976.786
84679110	Part of chains saws of electro-mechanical type	-	6	-	321
84679190	Other part of chains saws of electro-mechanical type	91	244	706	1.150
84679200	Parts of tools working in the hand of pneumatic	3.296	3.479	118.262	127.012
84679910	Other parts of tools of goods of drills, saws & all kinds non-electric motor	4.916	27.475	21.085	118.227
84679990	Other parts of tools of goods of other than drills, saws and all kinds, non-electric motor	3.155	31.268	26.437	131.947
84681000	Hand-held blow pipes	-	18	-	62.500
84682010	Hand-operated (not hand-held) gas welding or brazing appliances for metal	2.757	5.761	3.489	8.700
84682090	Other hand-operated (not hand-held) gas welding or brazing appliances for other than metal	86	1.965	8.350	19.431
84688000	Machinery and apparatus; for soldering, brazing or welding, whether or not capable of cutting, n.e.c. in heading no. 8468	-	409	-	24.405
84689020	Parts of goods of gas welding or brazing appliaances formetal	-	10	-	234
84689090	Parts of goods of gas welding or brazing appliaances forother than metal	1.184	10.133	50.191	469.843
84701000	Electronic calc,pocket-size data recording, reproducing and displaying machines with calculating functions	11.518	19.978	8.374	17.184
84702900	Calculating machines; electronic, (not incorporating a printing device), needing an external power source	18	121	30	354
84703000	Calculating machines; non-electronic	5.101	8.007	149.884	217.271
84705000	Cash register	9.968	89.962	322.059	2.689.265
84709090	Ticket-issuing machines and similar machines	57	84.804	1.949	6.824.011

Tabel 3 : Ekspor Indonesia menurut Komoditi (Kode HS 8 digit)

Agustus 2022

Kode H S	Uraian golongan barang	Berat bersih (Kg)		Nilai F.O.B. (U S \$)	
		Bulan ini	Kumulatif	Bulan ini	Kumulatif
(1)	(2)	(3)	(4)	(5)	(6)
84713020	Laptops including notebooks and subnotebooks	10.044	210.175	1.052.592	21.086.677
84713090	Oth portable automatic data processing machines, weighting<= 10 kg	831	9.728	37.664	730.408
84714110	Personal computers exclud portable computer,CPU& I/O unitwhether or not combined	343	3.690	18.047	125.486
84714190	Other PC excluding portable computer,CPU& I/O unit whetheror not combined	154.016	1.940.649	7.880.126	91.768.362
84714910	Personal computers in the form of systems exclud portablecomputers (laptop/notebook)	104	3.187	2.189	109.101
84714990	Other personal computers in the form of systems excluding portable computers (laptop/notebook)	1.109	6.929	107.744	815.257
84715010	Processing units for personal (incl. portable) computersnot comprising & not presented in the form systems systems	10.837	36.628	436.954	2.045.505
84715090	Oth processing unit for personal comp.(excl.portable comp) not comprising & not presented in the form systems systems	108.419	159.225	744.399	7.354.322
84716030	Computer keyboards	2.348	9.689	56.019	652.850
84716040	Mouses, light pens, joysticks, track balls, and touch sensitive screens	33.140	288.610	1.773.374	15.629.049
84716090	Other input or output units, whether or not containing storage units in the same housing	13.797	169.067	360.634	5.930.214
84717020	Hard disk drive	2.017	9.183	84.805	813.669
84717030	Tape drive	36	366	8.744	134.405
84717040	Optical disk drives, including CD-ROM drives, DVD drives and CD-R drives	263	1.434	7.306	84.172
84717090	Storage units other than hard disk drives, tape drives, optical disk drives, including CD-ROM drives, DVD drives and CD-R drives	250.694	254.745	756.404	1.899.308
84718010	Control and adaptor units	335	3.150	180.163	589.195
84718070	Sound cards or video cards	52	1.059	25.360	202.216
84718090	Other control units	233	4.746	14.046	547.888
84719010	Bar code readers	14.841	269.155	390.990	7.683.655
84719030	Electronic fingerprint identification systems	106	1.367	7.893	170.582
84719040	Other optical character readers	7	955	3.002	102.452
84719090	Other units of automatic data processing machines :	3.681	171.095	1.127.307	43.361.982
84721000	Duplicating machines	-	19	-	201
84729010	Automatic teller machines	-	20.041	-	722.777
84729049	Oth typewriters auto oth than printers of heading 8443	159	19.077	189.611	713.894
84729050	Word-processing machines	-	8.145	-	160.952
84729060	Other word-processing machines with electrically operated	-	341	-	9.103
84729090	Other word-processing machineswith not electrically operated	2	1.792	25	2.309
84732100	Parts of the electronic calculating machines of subheading 84701000, 84702100 or 84702900	32	2.173	1.240	22.396
84732900	Parts of the electronic calculating machines oth than subheading 84701000, 84702100 or 84702900	1.503	22.771	357.141	2.331.065
84733010	Parts and accessories assembled printed circuit boards of the machines of heading 8471	80.248	607.898	10.194.939	69.071.056
84733090	Parts and accessories assembled other than printed circuit boards of the machines of heading 8471	685.532	5.453.368	9.211.050	61.001.024
84734000	Parts and accessories of the machines of heading 8472	3.047	46.151	1.510.797	7.834.585
84735010	Parts and accessories suitable for use with the machines of heading 8471	-	12	-	1.268
84735090	Parts and accessories suitable for use with the machines of heading 8470 and 8472	4.614	131.329	211.347	4.533.130
84741010	Sorting, screening, separating or washing machines electrically operated	1.349	39.960	46.671	234.369
84741020	Sorting, screening, separating or washing machines non electrically operated	-	2.302	-	75.002

Tabel 3 : Ekspor Indonesia menurut Komoditi (Kode HS 8 digit)

		Agustus 2022			
Kode H S	Uraian golongan barang	Berat bersih (Kg)		Nilai F.O.B. (U S \$)	
		Bulan ini	Kumulatif	Bulan ini	Kumulatif
(1)	(2)	(3)	(4)	(5)	(6)
84742011	Crushing or grinding machines stone electrically operatedfor stone	-	20	-	495
84742019	Crushing or grinding machines stone electrically operatedfor other than stone	17.250	23.903	42.000	68.444
84742029	Crushing or grinding machines stone not electrically operated for other than stone	-	155	-	253
84743110	Concrete or mortar mixers electrically operated	7.517	47.281	10.848	81.100
84743120	Concrete or mortar mixers not electrically operated	200	4.554	500	4.960
84743219	Machines for mixing mineral substances with bitumen electrically operated of an output capacity > 80 t/h	50	200	804	1.604
84743229	Machines for mixing mineral substances with bitumen not electrically operated of an output capacity > 80 t/h	-	282	-	400
84743910	Other machines for mixing mineral substances with bitumen electrically operated	30	7.131	4.734	23.307
84748010	Machinery for agglomerating, shaping or moulding, for forming foundry moulds of sand electrically operated	13	8.001	0	245.274
84748020	Machinery for agglomerating, shaping or moulding, for forming foundry moulds of sand not electrically operated	-	20	-	22.050
84749000	Parts of machines of subheading 8474	4.544.534	31.454.680	12.835.670	92.469.553
84751000	Machines for assembling electric or electronic lamps, tubes or valves or flashbulbs, in glass envelopes	-	205	-	9.361
84752900	Machines; for manufacturing or hot working glass or glassware, not for making optical fibres and preforms thereof	-	4.182	-	217.170
84759090	Parts of machines of subheading 8475 other than subheading 84752100	-	396	-	1.094
84762100	Automatic beverage-vending machines incorporating heating or refrigerating devices	-	10.572	-	81.963
84762900	Machines; automatic beverage-vending machines, not incorporating heating or refrigerating devices	-	1	-	20
84769090	Parts of automatic goods-vending machines other than money changing machines	18.862	958.548	368.041	7.920.332
84771010	Injection machines for moulding rubber	93.447	116.041	799.967	953.289
84771031	Injection machines for palstics, poly (vinyl chloride)	-	222.179	-	351.440
84771039	Other injection machines for palstics	638	144.920	841	1.320.004
84772010	Extruders machine for rubber	766	766	3.335	3.335
84772020	Extruders machine for plastics	-	4.077	-	13.411
84773000	Blow moulding machines	1	43.124	20	324.826
84774010	Vacuum machines for moulding or forming rubber	103.600	213.392	135.306	753.570
84774020	Vacuum machines for moulding or forming plastics	-	1	-	2
84775910	Other machines for moulding or forming rubber	460	15.828	614	613.627
84775920	Other machines for moulding or forming plastics	310	6.075	5.350	78.163
84778010	Other machine for working rubber/products from rubber, electrically operated	370	29.240	7.700	113.992
84778020	Other machine for working rubber/products from rubber, not electrically operated	470	470	42.500	42.500
84778031	Lamination presses for the manufacture of PCB/PWBelectrically operated	-	475	-	329
84778039	Oth lamination presses for plastics/products from plastics, electrically operated	-	88.529	-	393.903
84779010	Parts of machine for working rubber/products from rubber, electrically operated	13.705	45.165	21.573	276.926
84779020	Parts of machine for working rubber/products from rubber, not electrically operated	153	1.310	500	33.079
84779032	Parts of lamination presses for the manufacture of PCB/PWBelectrically operated	491	8.111	27.086	345.867
84779039	Parts of electric machine for working plastic&productsoh than lamination presses for manufacture of PCB/PWB	3.219	31.324	68.504	681.137
84779040	Parts of non-electric machine for working plastics/products from plastics materials	8	4.206	536	33.747
84781010	Machines for preparing or making up tobacco,electrically operated	72.031	265.587	3.097.428	14.377.297

Tabel 3 : Ekspor Indonesia menurut Komoditi (Kode HS 8 digit)

Agustus 2022

Kode H S	Uraian golongan barang	Berat bersih (Kg)		Nilai F.O.B. (U S \$)	
		Bulan ini	Kumulatif	Bulan ini	Kumulatif
(1)	(2)	(3)	(4)	(5)	(6)
84781020	Machines for preparing or making up tobacco, not electrically operated	9.265	141.565	147.090	1.796.234
84789000	Parts of machinery for preparing or making up tobacco that not specified or included machines elsewhere in this Chapter	3.963	23.608	241.897	999.963
84791010	Machines for public works/building/the like, electrically operated	24.605	126.332	198.032	1.864.552
84791020	Machines for public works/building/the like, not electrically operated	1.940	25.192	1.584	215.399
84792010	Machines for the extraction/preparation of animal/fixed vegetable fats or oils, electrically operated	5	18.847	10	76.480
84793000	Presses for the manufacture of particle board or fibre building board of wood or other ligneous materials and other machinery for treating wood or cork	127.055	160.301	182.000	248.584
84794010	Rope or cable-making machines, electrically operated	24	24	537	537
84794020	Rope or cable-making machines, not electrically operated	-	1.020	-	48.354
84795000	Industrial robots machines,not elsewhere specified/included	518	1.713	10.314	43.790
84796000	Machines evaporative air coolers	-	5.792	-	69.669
84797100	Passenger boarding bridges of kind a used in airports	44.660	291.136	235.000	1.561.000
84797900	Machinery and mechanical appliances; passenger boarding bridges, other than of a kind used in airports	120	135.296	6.000	1.326.903
84798110	Machines for treating metal, including electric wire coilwinders, electrically operated	95	784.047	7.669	14.263.147
84798120	Machines for treating metal, including electric wire coilwinders, not electrically operated	496.860	617.932	1.664.978	2.423.724
84798210	Mixing, kneading, crushing, grinding, screening, sifting, homogenising, emulsifying/stirring machines, electrically operated	5.625	120.491	224.737	2.765.646
84798220	Mixing, kneading, crushing, grinding, screening, sifting, homogenising, emulsifying/stirring machines, not elect. operated	700	26.759	800	41.399
84798910	Automated machines for the placement or the removal of components or contact elements of a kind used solely or principally for the manufacture of printed circuit assemblies	582	9.915	12.106	76.042
84798950	Machines for assembling CPU daughter boards in plastic cases or housings; apparatus for the regeneration of chemical solutions used in the manufacture of PCB; equipment for mechanically cleaning the surfaces of PCB during manufacturing; registration equipment for the alignment of PCB or PCA in the manufacturing process	9	4.348	2.830	54.280
84798961	Electrically operated automatic service-vending machines	-	1.846	-	105.102
84798969	Electrically operated non-automatic service-vending machines	46.057	7.097.770	917.573	8.514.036
84798970	Non-electrically operated automatic service-vending machines	25.982	736.048	516.054	16.646.325
84799010	Non-electrically operated non-automatic service-vending machines	-	14.692	-	126.943
84799050	Parts of goods of subheading 84798910	44.426	129.154	159.230	759.699
84799090	Parts of goods of subheading 84798950	54.614	800.523	1.830.454	17.832.731
84801000	Moulding boxes for metal foundry	267	14.613	51.337	349.218
84802000	Mould bases	2.903	107.577	6.789	512.403
84803090	Moulding patterns of other materials	2.711	36.482	4.003	1.487.117
84804100	Moulds for metal/metal carbides injection or compression types	6.773	87.508	15.454	2.585.893
84804900	Moulds; for metal or metal carbides, other than injection or compression types	53.962	127.181	622.634	2.744.958
84805000	Moulds for glass	1	2	2	4
84806000	Moulds for mineral materials	36.284	824.289	109.173	822.729
84807110	Moulds for footwear soles, injection or compression types	1.237	19.521	2.028	368.883
84807190	Other moulds for rubber plastics, injections types	66.860	481.644	1.124.150	4.007.091
84807910	Moulds for footwear soles, not injection/compression types	5.464	49.833	188.191	787.147

Tabel 3 : Ekspor Indonesia menurut Komoditi (Kode HS 8 digit)

Agustus 2022

Kode H S	Uraian golongan barang	Berat bersih (Kg)		Nilai F.O.B. (U S \$)	
		Bulan ini	Kumulatif	Bulan ini	Kumulatif
(1)	(2)	(3)	(4)	(5)	(6)
84807990	Other moulds for rubber plastics, not injections types	10.533	108.131	425.609	2.122.091
84811011	Sluice / gate valves with 5 cm ? internal diameter ? 40 cm	-	119	-	694
84811019	Other sluice / gate valves of iron or steel	3.446	28.020	52.997	520.831
84811021	Sluice / gate valves of copper/copper alloy an internal diameter<= 2,5 cm	2.716	5.671	1.112	136.375
84811022	Sluice / gate valves of copper/copper alloy an internal diameter > 2,5 cm	-	2	-	268
84811091	Sluice / gate valves of plastics, 1 cm<=internal diameter<=2,5 cm	-	2	-	85
84811099	Other taps, cocks, valves & similar appliances for pipes, boiler shells, tanks, vats or the like	79.249	916.216	1.246.239	14.347.869
84812011	Manually operated sluice or gate valves of iron or steel with inlet or outlet of an internal diameter exceeding 5 cm but not exceeding 40 cm	-	272	-	21.734
84812019	Manually operated sluice or gate valves of other than iron or steel with inlet or outlet of an internal diameter exceeding 5 cm but not exceeding 40 cm	27	5.434	3.379	211.276
84812020	Sluice/gate valves of copper/alloy 1 cm ? int.diam ? 2,5 cm of plastics 1 cm<=int.diam<=2,5 cm for oleohydr/pneumatic	-	3.311	-	48.531
84812090	Other sluice/gate valves for oleohydraulic or pneumatic	271.888	1.427.996	3.962.373	19.761.398
84813010	Swing check-valves, of cast iron, with 4 cm<=an inlet of internal diameter ?60 cm	270.391	2.367.761	3.594.625	31.010.245
84813020	Swing check-valves of copper or copper alloys, with an internal diameter<= 2.5 cm	-	49	-	387
84813040	Swing check-valves of plastics, with 1 cm<=internal diameter<=2,5 cm	-	36	-	739
84813090	Other swing check-valves, of cast iron, with 4 cm<=an inlet of internal diameter ?60 cm	3.541	32.566	32.085	589.433
84814010	Safety or relief valves of copper or copper alloys,with an internal diameter of<=2.5 cm	-	1.004	-	14.635
84814090	Other safety or relief valves	7.526	45.338	262.036	1.553.774
84818011	Valves for inner tubes of copper or copper alloys	4	43.452	592	432.646
84818012	Valves for inner tubes of other materials	17.510	55.347	122.910	399.751
84818013	Valves for tubeless tyres of copper or copper alloys	-	19	-	113
84818014	Valves for tubeless tyres of other materials	13	423	186	28.994
84818021	Liquefied Petroleum Gas (LPG) cylinder valves of copper or copper alloys with inlet/outlet internal diameters<=2.5 cm	1.071	3.438	9.787	31.735
84818022	Liquefied Petroleum Gas (LPG) cylinder valves of copper or copper alloys with inlet/outlet internal diameters > 2.5 cm	-	12	-	1.903
84818030	Cocks and valves, whether or not fitted with piezo-electric igniters, for gas stoves or ranges	81	4.643	712	57.581
84818049	Aerated or carbonated liquid bottle valves; valves for gas operated beer dispensing units, of other than plastics, with an internal diameter of not less than 1 cm and not more than 25 cm	460	1.351	43.481	78.370
84818059	Mixing taps and valves, of other than plastics, with an internal diameter of not less than 1 cm and not more than 25 cm	18	107.784	890	1.672.746
84818061	Manually operated gate valves of cast iron with 5 cm<=an internal diameter<=40 cm	16	163	191	12.287
84818062	Butterfly valves, of cast iron, with an internal diameter of 8 cm or more	87.796	655.485	1.399.074	10.174.009
84818063	Other water pipeline valves	407	7.617	719	13.145
84818065	Hog nipple waterers; of plastics and more than 25 cm in internal diameter	-	158	-	6.768
84818067	Nipple joint valves; of plastics and more than 25 cm in internal diameter	-	1.088	-	28.321
84818072	Ball valves; of plastics and more than 25 cm in internal diameter	2.700	20.866	33.985	122.045
84818073	Gate valves, manually operated, of iron or steel; having inlet and outlet internal diameters of more than 5 cm but not more than 40 cm	72.971	734.909	992.621	6.957.063

Tabel 3 : Ekspor Indonesia menurut Komoditi (Kode HS 8 digit)

Agustus 2022

Kode H S	Uraian golongan barang	Berat bersih (Kg)		Nilai F.O.B. (U S \$)	
		Bulan ini	Kumulatif	Bulan ini	Kumulatif
(1)	(2)	(3)	(4)	(5)	(6)
84818077	Gate valves, manually operated, of iron or steel; having inlet and outlet internal diameters of not more than 5 cm	8.605	16.912	175.755	437.407
84818079	Manifold valves; of plastics and more than 25 cm in internal diameter	20	1.136	324	8.864
84818081	Pneumatically controlled valves; of plastics and of not less than 1 cm and not more than 25 cm in internal diameter	0	528	37	20.394
84818082	Pneumatically controlled valves; of plastics and more than 25 cm in internal diameter	177	1.975	4.415	83.217
84818083	Fuel cut-off valves for vehicles of heading 8702, 8703 or 8704, with an inlet internal diameter of less than 1 cm of plastic	177	211	142	5.872
84818093	Fuel cut-off valves for vehicles of heading 8702, 8703 or 8704, of other material	-	38	-	5.043
84818094	Other valves of plastics; with an inlet internal diameter of less than 1 cm	153	338	2.969	26.972
84818095	Other valves of plastics; with an inlet internal diameter not less than 1 cm and not more than 25 cm	-	4	-	1.715
84818097	Other valves of plastics, manually operated, weighing less than 3 kg, surface treated or made of stainless steel or nickel	-	859	-	152.717
84818098	Water taps of copper or copper alloy with an internal diameter 25 cm or less	42	1.556	110	34.376
84818099	Water taps of copper or copper alloy with an internal diameter more than 25 cm	83.862	852.773	1.002.568	10.472.517
84819010	Housings for sluice or gate valves with inlet or outlet of an internal diameter exceeding 50 mm but not exceeding 400 mm	8.779	117.073	129.237	1.500.648
84819021	Bodies, for water taps	15.493	164.443	142.515	1.407.691
84819023	Bodies, other than for water taps and LPG cylinder valves	8.905	29.696	142.804	429.018
84819029	Other parts for taps, cocks, valves (excluding inner tube valves and valves for tubeless tyres) and similar appliances of 25 mm or less in internal diameter	513	20.753	40.709	629.012
84819039	Valve bodies or stems of inner tube or tubeless tyre valves; other than of copper or copper alloys	20.813	158.787	442.864	3.300.529
84819049	Valve cores of inner tube or tubeless tyre valves; other than of copper or copper alloys	2.685	14.880	77.276	311.567
84819090	Other valve cores of inner tube or tubeless tyre valves	114.222	473.881	889.539	6.367.438
84821000	Ball bearings	615.598	4.976.110	12.324.455	102.019.937
84822000	Tapered roller bearings, including cone and tapered roller assemblies	88	1.455	106.137	792.666
84823000	Spherical roller bearings	390	10.618	3.917	121.464
84824000	Needle roller bearings, including cage and needle roller assemblies	8.574	9.562	60.414	118.205
84825000	Other cylindrical roller bearings, including cage and roller assemblies	27	796	715	60.584
84828000	Other bearings, including combined ball/roller bearings	48.392	800.390	109.190	2.159.443
84829100	Parts of ball/roller bearings; balls, needles and rollers	259.952	2.464.737	1.379.335	12.760.133
84829900	Parts of ball/roller bearings; other than balls, needles and rollers	10.330	122.652	171.605	1.754.184
84831010	Transmission shafts and cranks; for machinery of heading 8428 or 8430	3.705	36.000	18.398	659.883
84831024	Cam shafts and crank shafts for engines of vehicles of Chapter 87; for vehicles of heading 8711	149.755	1.152.176	1.922.757	23.267.859
84831025	Cam shafts and crank shafts for engines of vehicles of Chapter 87; for vehicles other than heading 8711 of a cylinder capacity <= 2.000 cc	56.294	877.161	664.188	7.373.920
84831026	Cam shafts and crank shafts for engines of vehicles of Chapter 87; for vehicles other than heading 8711 of a 2.000 cc < cylinder capacity <= 3.000 cc	116.698	675.329	684.783	4.717.350
84831027	Cam shafts and crank shafts for engines of vehicles of Chapter 87; for vehicles other than heading 8711 of a cylinder capacity > 2.000 cc	42.177	658.288	184.371	2.434.858
84831031	Transmission shafts and cranks; of an output <= 2.238 kW	-	108	-	4.797

Tabel 3 : Ekspor Indonesia menurut Komoditi (Kode HS 8 digit)

		Agustus 2022			
Kode H S	Uraian golongan barang	Berat bersih (Kg)		Nilai F.O.B. (U S \$)	
		Bulan ini	Kumulatif	Bulan ini	Kumulatif
(1)	(2)	(3)	(4)	(5)	(6)
84831039	Other transmission shafts and cranks	325	3.645	899	15.008
84831090	Other transmission shafts and cranks; for marine propulsion engines	98.586	933.403	1.426.715	11.924.886
84832020	Bearing housings, incorporating ball or roller bearings; for machinery of heading 8429 or 8430	50	411	118	2.723
84832030	Bearing housings, incorporating ball or roller bearings; for engines of vehicles of Chapter 87	-	81	-	6.125
84832090	Bearing housings, incorporating ball or roller bearings; other than for machinery of heading 8429/8430 and engines of vehicles of Chapter 87	135	10.957	5.332	92.239
84833030	Bearing housings, not incorporating ball or roller bearings; plain shaft bearings; for engines of vehicles of Chapter 87	20.810	168.356	329.770	2.616.260
84833090	Bearing housings, not incorporating ball or roller bearings; plain shaft bearings; other than for engines of vehicles of Chapter 87	5.425	510.189	612.926	5.742.591
84834020	Gears and gearing/wheels/chain sprockets & other transmission elements; ball/roller screws; gear boxes & other speed changers, including torque converters; for marine vessels	-	11.472	-	13.860
84834030	Gears and gearing/wheels/chain sprockets & other transmission elements; ball/roller screws; gear boxes & other speed changers, including torque converters; for machinery of heading 8429/8430	127.495	1.017.091	2.165.389	18.118.483
84834040	Gears and gearing/wheels/chain sprockets & other transmission elements; ball/roller screws; gear boxes & other speed changers, including torque converters; for engines of vehicles of Chapter 87	77.632	312.772	519.259	4.342.276
84834090	Other gears and gearing/wheels/chain sprockets & other transmission elements; ball/roller screws; gear boxes & other speed changers, including torque converters	339.484	1.778.090	1.452.928	9.199.832
84835000	Flywheels and pulleys, including pulley blocks	531.592	4.512.041	1.628.011	11.934.370
84836000	Clutches and shaft couplings (including universal joints)	21.518	196.043	209.641	1.982.132
84839011	Toothed wheels, chain sprockets and other transmission elements presented separately; parts of goods of subheading 848310; for tractors of subheading 870110 or 870191 to 870195	4.436	51.996	14.521	143.522
84839013	Toothed wheels, chain sprockets and other transmission elements presented separately; parts of goods of subheading 848310; for other tractors of heading 8701	39.290	319.853	43.040	275.206
84839014	Toothed wheels, chain sprockets and other transmission elements presented separately; parts of goods of subheading 848310; for goods of heading 8711	55.761	777.840	1.118.579	18.685.671
84839015	Toothed wheels, chain sprockets and other transmission elements presented separately; parts of goods of subheading 848310; for other goods of Chapter 87	-	49	-	735
84839019	Toothed wheels, chain sprockets and other transmission elements presented separately; parts of goods of subheading 848310 other than of HS 84839011 - 84839015	8.572	78.851	111.423	639.407
84839091	Toothed wheels, chain sprockets and other transmission elements presented separately; parts of goods of subheading 848310; for tractors of subheading 870110 or 870191 to 870195	442	11.906	5.625	116.150
84839093	Toothed wheels, chain sprockets and other transmission elements presented separately; other than parts of goods of subheading 848310; for other tractors of heading 8701	-	11	-	72
84839095	Toothed wheels, chain sprockets and other transmission elements presented separately; other than parts of goods of subheading 848310; for other goods of Chapter 87	8.530	151.352	103.794	1.542.323
84839099	Toothed wheels, chain sprockets and other transmission elements presented separately; other than parts of goods of subheading 848310 other than of HS 84839091 - 84839055	200.724	1.634.936	2.021.508	15.519.002

Tabel 3 : Ekspor Indonesia menurut Komoditi (Kode HS 8 digit)

Agustus 2022

Kode H S	Uraian golongan barang	Berat bersih (Kg)		Nilai F.O.B. (U S \$)	
		Bulan ini	Kumulatif	Bulan ini	Kumulatif
(1)	(2)	(3)	(4)	(5)	(6)
84841000	Gaskets and similar joints of metal sheeting combined with other material or of two or more layers of metal	38.575	348.141	941.939	8.353.642
84842000	Mechanical seals	177.998	1.060.959	2.862.303	18.959.677
84849000	Other gaskets and similar joints of metal sheeting combined with other material or of two or more layers of metal; sets or assortments of gaskets and similar joints, dissimilar in composition, put up in pouches, envelopes or similar packings; mechanical seals	3.236	83.755	98.904	1.980.709
84859010	Parts of machines for additive manufacturing; of subheading 84852000	-	2	-	105
84859090	Parts of machines for additive manufacturing; other than of subheading 84852000	10	21	12.659	25.401
84861030	Machines for working any material by removal of material, by laser or other light or photon beam in the production of semiconductor wafers	-	71	-	1.419
84861090	Machines and apparatus for the manufacture of boules or wafers n.e.c. in subheading 848610	-	3.704	-	127
84862019	Film formation equipment other than HS 84862011, 84862012, 84862013	1.250	1.500	8.500	10.200
84862039	Other etching and stripping equipment	-	2	-	19
84862042	Lithography equipment; step and repeat aligners	-	1	-	71
84862099	Other machines and apparatus for the manufacture of semiconductor devices or of electronic integrated circuits	188	1.284	48.908	359.871
84863010	Apparatus for dry etching patterns on flat panel display substrates	-	18	-	50
84864020	Die attach apps,tape automated bonders,wire bonders&encapsulation equipt for the assem of semiconductors;automated machines for transport,handling&storage of semiconductor wafers,wafer cassettes,wafer box&oth materials for semiconductor devices	-	2.223	-	59.505
84864030	Moulds for manufacture of semiconductor devices	-	66	-	4.058
84864050	Photomicrographic microscopes fitted with equipment specifically designed for the handling and transport of semiconductor wafers or reticles	-	30	-	120
84864090	Other machines and apparatus specified in Note 11 ©	5	7	1.867	6.088
84869014	Tool holders and self-opening dieheads; work holders; dividing heads and other special attachments for machine-tools	6	27	2.403	22.066
84869015	Other parts and accessories of machines for sawing monocrystal semiconductor boules into slices, or wafers into chips	-	250	-	180.551
84869016	Parts and accessories of grinding, polishing and lapping machines for processing of semiconductor wafers	-	16	-	337
84869019	Parts and accessories of machines and apparatus for the manufacture of semiconductor devices or of electronic integrated circuits other than of hs codes 84869021-84869028	-	68	-	2.830
84869024	Tool holders and self-opening dieheads; work holders; dividing heads and other special attachments for machine-tools of of spraying appliances for etching, stripping or cleaning	-	72	-	26.068
84869025	Oth parts and accessories of spraying appliances for etching, stripping/cleaning semiconductor wafers; of apps for wet etching, developing, stripping/cleaning semiconductor wafers; of dry etching patterns on semiconductor materials	-	4	-	189
84869026	Tool holders and self-opening dieheads; workholders; dividing heads and other special attachments for machine-tools of dicing machines for scribing or scoring semiconductor wafers	-	105	-	1.292

Tabel 3 : Ekspor Indonesia menurut Komoditi (Kode HS 8 digit)

Agustus 2022

Kode H S	Uraian golongan barang	Berat bersih (Kg)		Nilai F.O.B. (U S \$)	
		Bulan ini	Kumulatif	Bulan ini	Kumulatif
		(1)	(2)	(3)	(4)
84869027	Other parts and accessories of dicing machines for scribing or scoring semiconductor wafers; of lasercutters for cutting tracks in semiconductor production by laser beam; of machines for bending, folding and straightening semiconductor leads	-	1.230	-	16.475
84869033	Other parts and accessories of apparatus for wet etching, developing, stripping or cleaning flat panel displays	-	509	-	1.077
84869042	Parts and accessories of die attach apparatus, tape automated bonders, wire bonders and of encapsulation equipment for assembly of semiconductors	429	665	472.842	592.426
84869043	Parts and accessories of automated machines for the transport, handling and storage of semiconductor wafers, wafer cassettes, wafer boxes and other materials for semiconductor devices	-	1	-	53
84869049	Parts and accessories of machines or apparatus specified in Note 11 (C) to this Chapter, n.e.c. in subheading 848690.4	652	19.039	257.111	2.733.621
84871000	Ships' or boats' propellers and blades therefor	455	88.290	27.892	2.998.683
84879000	Other machinery parts, not containing electrical connectors, insulators, coils, contacts or other electrical features, not specified or included elsewhere in this Chapter	23.604	522.376	927.725	7.393.190
85011021	Of a kind used for the goods of heading 8415, 8418, 8450, 8509 or 8516 parts and accessories of machines for sawing monocrystal semiconductor boules into slices, or wafers into chips	242	5.151	2.535	76.283
85011022	Other, of an output not exceeding 5 W parts and accessories of machines for sawing monocrystal semiconductor boules into slices, or wafers into chips	12	244	2.406	21.979
85011029	Other stepper motors of an output not exceeding 375 W	81.761	724.078	2.516.392	22.405.483
85011041	Of a kind used for the goods of heading 8415, 8418, 8450, 8509 or 8516 parts and accessories of machines for sawing monocrystal semiconductor boules into slices, or wafers into chips	2	897	63	21.350
85011049	Other DC motors; other than used for the goods of heading 8415, 8418, 8450, 8509 or 8516; of an output not exceeding 375 W	824.178	6.339.972	13.923.021	101.825.148
85011051	Of a kind used for the goods of heading 8415, 8418, 8450, 8509 or 8516 parts and accessories of machines for sawing monocrystal semiconductor boules into slices, or wafers into chips	-	1	-	2
85011059	Stepper motors; other than used for the goods of heading 8415, 8418, 8450, 8509 or 8516	38	728	1.934	99.517
85011060	Other motors including universal (AC/DC) motors; spindle motors	19.278	136.010	565.220	4.009.525
85011091	Of a kind used for the goods of heading 8415, 8418, 8450, 8509 or 8516 parts and accessories of machines for sawing monocrystal semiconductor boules into slices, or wafers into chips	-	33	-	820
85011099	Other motors including universal (AC/DC) motors; other than used for the goods of heading 8415, 8418, 8450, 8509 or 8516	13.861	82.919	319.493	1.714.562
85012019	Universal AC/DC motors of an output not exceeding 1 kW other than; of a kind used for the goods of heading 8415, 8418, 8450, 8509 or 8516	-	42.006	-	127.175
85012029	Universal AC/DC motors of an output exceeding 1 kW other than; of a kind used for the goods of heading 8415, 8418, 8450, 8509 or 8516	153	5.105	59.455	73.673
85013130	Parts and accessories motors of a kind used for the goods of heading 8415, 8418, 8450, 8509 or 8516	384	2.717	9.451	55.117
85013160	Parts and accessories motors of a kind used for vehicles in chapter 87	1.838	18.960	35.575	377.615

Tabel 3 : Ekspor Indonesia menurut Komoditi (Kode HS 8 digit)

		Agustus 2022			
Kode H S	Uraian golongan barang	Berat bersih (Kg)		Nilai F.O.B. (U S \$)	
		Bulan ini	Kumulatif	Bulan ini	Kumulatif
(1)	(2)	(3)	(4)	(5)	(6)
85013170	DC motors of an output not exceeding 750 W of a kind used other than for HS Codes 85013130 & 85013160	328.219	2.108.395	3.531.015	24.353.821
85013180	Parts and accessories generators	56	44.878	1.228	88.800
85013221	Motors of a kind used for the goods of heading 8415, 8418, 8450, 8509 or 8516 parts and accessories of machines for sawing monocrystal semiconductor boules into slices, or wafers into chips	-	92	-	1.470
85013225	Other motors of an output exceeding 750 W but not exceeding 375 kW	1.032	8.301	28.604	269.181
85013226	Generators parts and accessories of machines for sawing monocrystal semiconductor boules into slices, or wafers into chips	-	808	-	5.320
85013232	Other motors of an output exceeding 375 kW but not exceeding 75 kW	-	58	-	200
85013233	Generators parts and accessories of machines for sawing monocrystal semiconductor boules into slices, or wafers into chips	1.540	1.738	8.438	9.618
85013310	Parts and accessories of an output exceeding 75 kW but not exceeding 375 kW of a kind used for vehicles in chapter 87	-	34	-	234
85013390	Parts and accessories of an output exceeding 75 kW but not exceeding 375 kW other than used for vehicles in chapter 87	-	2	-	1.601
85013400	Parts and accessories of an output exceeding 375 kW	-	15	-	7.398
85014011	AC motors, single-phase of an output not exceeding 1 kW; of a kind used for the goods of heading 8415, 8418, 8450, 8509 or 8516	-	4	-	443
85014019	AC motors, single-phase of an output not exceeding 1 kW other than; of a kind used for the goods of heading 8415, 8418, 8450, 8509 or 8516	216	594	7.330	12.275
85014021	AC motors, single-phase of an output exceeding 1 kW of a kind used for the goods of heading 8415, 8418, 8450, 8509 or 8516	25	773	918	23.044
85014029	AC motors, single-phase of an output exceeding 1 kW other than; of a kind used for the goods of heading 8415, 8418, 8450, 8509 or 8516	11	1.165.317	308	6.130.889
85015111	AC motors, multi-phase; of an output not exceeding 750 W of a kind used for the goods of heading 8415, 8418, 8450, 8509 or 8516	-	5.220	-	27.904
85015119	AC motors, multi-phase; of an output not exceeding 750 W other than of a kind used for the goods of heading 8415, 8418, 8450, 8509 or 8516	8	1.058	58	18.649
85015219	AC motors, multi-phase; of an output not exceeding 1k W other than of a kind used for HS Codes 85015211 & 85015212	82	310	2.921	24.222

Tabel 3 : Ekspor Indonesia menurut Komoditi (Kode HS 8 digit)

		Agustus 2022			
Kode H S	Uraian golongan barang	Berat bersih (Kg)		Nilai F.O.B. (U S \$)	
		Bulan ini	Kumulatif	Bulan ini	Kumulatif
(1)	(2)	(3)	(4)	(5)	(6)
85015229	AC motors, multi-phase; of an output exceeding 1 kW but not exceeding 375 kW of a kind used for HS Codes 85015221 & 85015222	118	3.654	3.837	47.080
85015231	AC motors, multi-phase; of an output exceeding 375 kW but not exceeding 75 kW of a kind used for the goods of heading 8415, 8418, 8450	-	18	-	5.197
85015239	AC motors, multi-phase; of an output exceeding 375 kW but not exceeding 75 kW other than of a kind used for HS Code 85015231 & 85015232	1.078	12.850	26.358	31.012
85015310	AC motors, multi-phase; of an output not exceeding 75 kW of a kind used for vehicles in Chapter 87	-	25	-	8.274
85015390	AC motors, multi-phase; of an output not exceeding 75 kW other than of a kind used for vehicles in Chapter 87	-	4.916	-	28.238
85016120	AC generators (alternators), other than photovoltaic generators of an output exceeding 125 kVA	-	1.100	-	2.158
85016220	AC generators (alternators), other than photovoltaic generators of an output exceeding 150 kVA but not exceeding 375 kVA	2.000	2.000	25.329	25.329
85016300	AC generators (alternators), other than photovoltaic generators of an output exceeding 375 kVA but not exceeding 750 kVA	1	8.433	800	402.799
85021100	Generating sets with compression- ignition internal combustion piston engines (diesel or semi-diesel engines) of an output not exceeding 75 kVA	64.912	418.540	330.111	2.996.239
85021210	Generating sets with compression- ignition internal combustion piston engines (diesel or semi-diesel engines) of an output exceeding 75 kVA but not exceeding 125 kVA	1.554	8.884	2.010	38.790

Tabel 3 : Ekspor Indonesia menurut Komoditi (Kode HS 8 digit)

Agustus 2022

Kode H S	Uraian golongan barang	Berat bersih (Kg)		Nilai F.O.B. (U S \$)	
		Bulan ini	Kumulatif	Bulan ini	Kumulatif
		(1)	(2)	(3)	(4)
85021220	Generating sets with compression- ignition internal combustion piston engines (diesel or semi-diesel engines) of an output exceeding 125 kVA but not exceeding 375 kVA	200	49.201	300	330.696
85021390	Generating sets with compression- ignition internal combustion piston engines (diesel or semi-diesel engines) of an 375 kVA < output < 12,500 kVA	87.547	612.189	60.828	813.558
85022010	Generating sets with spark -ignition internal combustion piston engines ; of an output not exceeding 75 kVA	-	268	-	426
85022020	Generating sets with spark -ignition internal combustion piston engines ; of an output exceeding 75 kVA but not exceeding 100 kVA	20	20	100	100
85022030	Generating sets with spark -ignition internal combustion piston engines ; of an output exceeding 100 kVA but not exceeding 10,000 kVA	381.645	688.779	2.222.282	2.892.583
85022049	Generating sets with spark -ignition internal combustion piston engines ; of an 10,000 kVA < output < 12,500 kVA	-	2.506	-	6.855
85023110	Other generating sets wind-powered of an output not exceeding 10,000 kVA	-	9.932	-	202.524
85023920	Other generating sets ; other of an output exceeding 10 kVA but not exceeding 10,000 kVA	-	42.504	-	103.877
85023939	Other generating sets; other than wind-powered; of an 10.000 kVA < output <= 12.500 kVA	123.246	182.633	349.459	387.879
85024000	Electric rotary converters	6	37	500	3.948
85030020	Parts of generators (including generating sets) of heading 8501 or 8502, of an output of 12,500 kVA or more	238	1.620	416	3.486
85030090	Other parts suitable for use solely or principally with the machines of heading 8501 or 8502	97.810	1.088.170	2.939.184	27.731.705
85041000	Ballasts for discharge lamps or tubes	31	457	666	5.910
85042111	Instrument transformers with a power handling capacity <= 1 kVA and of a high side voltage of 110 kV or more; liquid dielectric transformers	10.277	93.093	147.033	1.286.490
85042119	Instrument transformers with a 1 kVa < power handling capacity <= 5 kVA and of a high side voltage of 110 kV or more; liquid dielectric transformers	372	845	133.752	154.179
85042193	Instrument transformers with a 5 kVa < power handling capacity <= 10 kVA and of a high side voltage of 66 kV or more, but less than 110 kV; liquid dielectric transformers	-	150	-	6.210
85042199	Instrument transformers with a 5 kVa < power handling capacity <= 10 kVA and of a high side voltage of less than 66 kV; liquid dielectric transformers	11.378	144.480	40.714	794.335
85042211	Of a high side voltage of 66 kV or more parts and accessories of machines for sawing monocrystal semiconductor boules into slices, or wafers into chips	-	576	-	59
85042219	Liquid dielectric transformers; having a power handling capacity exceeding 650 kVA but not exceeding 10,000 kVA; of a high side voltage of less than 66 kV	92	5.539	104	47.600
85042292	Of a high side voltage of 110 kV or more parts and accessories of machines for sawing monocrystal semiconductor boules into slices, or wafers into chips	32.639	296.218	752.406	6.301.816
85042299	Liquid dielectric transformers; having a power handling capacity exceeding 650 kVA but not exceeding 10,000 kVA; other than step-voltage regulators; of a high side voltage of less than 66 kV	13.238	417.067	85.700	2.202.794
85042310	Parts and accessories having a power handling capacity not exceeding 15,000 kva	-	136.729	-	1.136.893
85042329	Liquid dielectric transformers having a power handling capacity exceeding 15,000 kVA ; other than not exceeding 20,000 kVA and exceeding 20,000 kVA but not exceeding 30,000 kVA	72.332	1.475.075	682.361	11.009.875
85043111	With a voltage rating of 110 kV or more parts and accessories of machines for sawing monocrystal semiconductor boules into slices, or wafers into chips	3.985	35.147	106.197	947.973

Tabel 3 : Ekspor Indonesia menurut Komoditi (Kode HS 8 digit)

		Agustus 2022			
Kode H S	Uraian golongan barang	Berat bersih (Kg)		Nilai F.O.B. (U S \$)	
		Bulan ini	Kumulatif	Bulan ini	Kumulatif
(1)	(2)	(3)	(4)	(5)	(6)
85043113	With a voltage rating of 1 kV or more, but less than 66 kV parts and accessories of machines for sawing monocrystal semiconductor boules into slices, or wafers into chips	2.687	28.671	28.425	290.306
85043119	Other transformers instrument potential transformers otherthan with a voltage rating of 110 kV or more ; 66 kV or more but less than 110 kV and 1 kV or more but less than 66 kV	5.973	41.541	228.421	1.555.260
85043121	Other transformers instrument current transformers ; Ring type current transformers with a voltage rating not exceeding 220 kV	600	5.550	27.910	289.387
85043122	Other transformers instrument current transformers ; otherthan Ring type current transformers with a voltage rating not exceeding 220 kV	20	34	217	327
85043124	With a voltage rating of 1 kV or more, but less than 66 kV parts and accessories of machines for sawing monocrystal semiconductor boules into slices, or wafers into chips	13.259	79.932	216.858	878.596
85043129	Other transformers instrument current transformers ; otherthan with a voltage rating of 110 kV or more ; of 66 kV or more but less than 110 kV and of 1 kV or more but less than 66 kV	1.511	1.694	27.924	46.632
85043140	Parts and accessories intermediate frequency transformers	33.789	238.728	368.078	2.776.957
85043191	Of a kind used with toys, scale models or similar recreational models parts and accessories of machines for sawing monocrystal semiconductor boules into slices, or wafers into chips	-	28	-	516
85043192	Other matching transformers parts and accessories of machines for sawing monocrystal semiconductor boules into slices, or wafers into chips	-	37	-	614
85043193	Step up/down transformers; slide regulators parts and accessories of machines for sawing monocrystal semiconductor boules into slices, or wafers into chips	196	4.165	4.567	95.029
85043199	Other transformers otherthan of a kind used with toys, scale models or similar recreational models ; other matching transformers and step up/down transformers ; slide regulators	63.490	406.568	1.838.567	12.197.188
85043219	Other transformers instrument transformer (potential and current) of a power handling capacity not exceeding 5 kVA ; otherthan matching transformers	-	1.931	-	22.543
85043220	Parts and accessories other, of a kind used with toys, scale models or similar recreational models	-	489	-	1.081
85043249	Other, of a power handling capacity not exceeding 10 kVA otherthan matching transformers	-	48	-	762
85043259	Other, of a power handling capacity exceeding 10 kVA otherthan matching transformers	13	25	1.288	47.459
85043319	Other transformers of a high side voltage of 66 kV or more ; otherthan matching transformers	36	36	1.250	1.250
85043399	Other transformers having a power handling capacity exceeding 16 kVA but not exceeding 500 kVA ; otherthan matching transformers	-	1.192	-	9.840
85043413	Other transformers having a power handling capacity exceeding 10,000 kVA and of a high side voltage of 66 kV or more ; otherthan matching transformers ; explosion proof dry type transformers	-	9.455	-	158.625
85043415	Explosion proof dry type transformers having a power handling capacity not exceeding 15,000 kVA	-	40	-	72
85043423	Explosion proof dry type transformers of a high side voltage of 66 kV or more	-	40	-	196
85043424	Other transformers of a high side voltage of 66 kV or more ; otherthan matching transformers ; explosion proof dry type transformers	62.141	401.522	1.065.542	6.416.300
85044011	Parts and accessories uninterruptible power supplies (ups)	482	14.464	8.599	449.430

Tabel 3 : Ekspor Indonesia menurut Komoditi (Kode HS 8 digit)

Agustus 2022

Kode H S	Uraian golongan barang	Berat bersih (Kg)		Nilai F.O.B. (U S \$)	
		Bulan ini	Kumulatif	Bulan ini	Kumulatif
(1)	(2)	(3)	(4)	(5)	(6)
85044019	Static converters Inverters ; for automatic data processing machines and units thereof and telecommunications apparatus other than uninterruptible power supplies (UPS)	89.045	550.667	3.870.074	24.821.481
85044020	Static converters battery chargers having a rating exceeding 100 kVA	14.846	55.261	450.712	4.060.666
85044030	Static converters other rectifiers	5.482	45.032	445.511	2.684.780
85044040	Static converters Inverters	54.236	314.606	1.703.781	11.097.640
85044090	Other static converters other than of subheading 85044011, 85044019, 85044020, 85044030, 85044040	703.924	4.818.317	24.347.793	166.652.491
85045010	Inductors for power supplies for automatic data processing machines and units thereof, and for telecommunications apparatus	136.922	1.292.357	5.529.314	51.338.092
85045020	Chip type fixed inductors	14.001	64.308	2.282.791	13.384.531
85045093	Parts and accessories having a power handling capacity not exceeding 2,500 kva	22.218	28.437	873.477	1.350.216
85045094	Parts and accessories having a power handling capacity exceeding 2,500 kva but not exceeding 10,000 kva	13.000	14.907	105.210	150.566
85045095	Parts and accessories having a power handling capacity exceeding 10,000 kva	20	20	3.204	3.204
85049010	Parts of goods of subheading 850410	128.880	492.802	96.660	417.500
85049020	Printed circuit assemblies for the goods of subheading 85044011, 85044019 or 85045010	704	2.838	38.830	501.515
85049031	Radiator panels; flat tube radiator assemblies of a kind used for distribution and power transformers for electrical transformers of a capacity not exceeding 10,000 kVA	-	1.807	-	8.771
85049039	Parts for electrical transformers of a capacity not exceeding 10000 kVA other than subheading 85049041	92	13.920	29.293	1.893.240
85049041	Radiator panels; flat tube radiator assemblies of a kind used for distribution and power transformers for electrical transformers of a capacity exceeding 10,000 kVA	2.919	9.276	4.204	92.360
85049049	Parts for electrical transformers of a capacity exceeding 10000 kVA other than subheading 85049049	-	26	-	585
85049090	Other parts of electrical transformers, static converters and inductors	72.552	841.359	2.990.087	28.566.133
85051100	Permanent magnets and articles intended to become permanent magnets after magnetisation of metal	357.907	2.527.919	2.986.016	21.392.611
85051900	Permanent magnets and articles intended to become permanent magnets after magnetisation of other than metal	7.273	23.996	36.500	167.078
85052000	Electro-magnetic couplings, clutches and brakes	325	2.889	3.815	45.319
85059010	Electro-magnets of a kind used solely or principally for magnetic resonance imaging apparatus other than electromagnets of heading 9018	911	8.197	16.221	139.273
85059020	Electro-magnetic lifting heads	-	2	-	1.592
85059090	Other electro-magnets, including parts	25.074	222.849	233.567	2.139.447
85061011	Primary cells and primary batteries; manganese dioxide; having an external volume <= 300 cm3; zinc-carbon	1.556.197	12.589.705	5.866.237	48.076.310
85061012	Primary cells and primary batteries; manganese dioxide; having an external volume <= 300 cm3; alkaline	921.003	4.486.962	4.992.587	25.681.805
85061019	Primary cells and primary batteries; manganese dioxide; having an external volume <= 300 cm3; other than zinc-carbon/alkaline	1.131.012	15.963.440	4.996.856	61.068.760
85061091	Primary cells and primary batteries; manganese dioxide; having an external volume > 300 cm3; zinc-carbon	-	1	-	1
85061099	Primary cells and primary batteries; manganese dioxide; having an external volume > 300 cm3; other than zinc-carbon	6.584	22.579	35.604	328.449
85063000	Primary cells and primary batteries; mercuric oxide	220	2.118	2.660	27.584
85064000	Primary cells and primary batteries; silver oxide	3.994	34.604	1.021.053	8.610.007
85065000	Primary cells and primary batteries; lithium	381.947	3.119.956	20.512.377	157.407.565
85066090	Primary cells and primary batteries; air-zinc; having an external volume > 300 cm3	24.196	44.826	7.635	40.567
85068030	Other primary cells and primary batteries; having an external volume <= 300 cm3	-	71.274	-	451.028

Tabel 3 : Ekspor Indonesia menurut Komoditi (Kode HS 8 digit)

Agustus 2022

Kode H S	Uraian golongan barang	Berat bersih (Kg)		Nilai F.O.B. (U S \$)	
		Bulan ini	Kumulatif	Bulan ini	Kumulatif
(1)	(2)	(3)	(4)	(5)	(6)
85068090	Other primary cells and primary batteries; having an external volume > 300 cm ³	28.081	262.151	3.224.517	29.830.125
85069000	Parts of primary cells and primary batteries	134.099	912.024	1.765.420	12.292.624
85071010	Lead-acid, used for starting piston engines; used for aircraft	340	650	973	1.821
85071092	Lead-acid, used for starting piston engines; other than for aircraft; nominal voltage of 6 V or 12 V, with a discharge capacity <= 200 Ah; of a height (excluding terminals and handles) <= 13 cm	2.635	20.668	15.746	1.108.982
85071095	Lead-acid, used for starting piston engines; other than for aircraft; nominal voltage of 6 V or 12 V, with a discharge capacity <= 200 Ah; 13 < height (excluding terminals and handles) <= 23 cm	281.010	2.227.395	748.791	6.060.186
85071096	Lead-acid, used for starting piston engines; other than for aircraft; nominal voltage of 6 V or 12 V, with a discharge capacity <= 200 Ah; of a height (excluding terminals and handles) > 23 cm	677.468	8.391.332	1.646.364	21.236.900
85071097	Lead-acid, used for starting piston engines; other than for aircraft; nominal voltage of 6 V or 12 V, with a discharge capacity > 200 Ah; of a height (excluding terminals and handles) <= 13 cm	6.395	47.622	38.223	293.842
85071098	Lead-acid, used for starting piston engines; other than for aircraft; nominal voltage of 6 V or 12 V, with a discharge capacity > 200 Ah; 13 < height (excluding terminals and handles) <= 23 cm	-	81	-	3.732
85071099	Lead-acid, used for starting piston engines; other than for aircraft; nominal voltage of 6 V or 12 V, with a discharge capacity > 200 Ah; of a height (excluding terminals and handles) > 23 cm	2.488.170	19.161.951	7.399.151	50.758.785
85072010	Other lead-acid accumulators; used for aircraft	-	33	-	1.300
85072094	Other lead-acid accumulators; other than for aircraft; nominal voltage of 6 V or 12 V, with a discharge capacity <= 200 Ah; of a height (excluding terminals and handles) <= 13 cm	49.467	487.545	112.049	1.222.451
85072095	Other lead-acid accumulators; other than for aircraft; nominal voltage of 6 V or 12 V, with a discharge capacity <= 200 Ah; 13 < height (excluding terminals and handles) <= 23 cm	362.865	2.170.774	982.445	5.794.390
85072097	Other lead-acid accumulators; other than for aircraft; nominal voltage of 6 V or 12 V, with a discharge capacity > 200 Ah; of a height (excluding terminals and handles) <= 13 cm	-	40	-	11.988
85072098	Other lead-acid accumulators; other than for aircraft; nominal voltage of 6 V or 12 V, with a discharge capacity > 200 Ah; 13 < height (excluding terminals and handles) <= 23 cm	-	129	-	54.940
85072099	Other lead-acid accumulators; other than for aircraft; nominal voltage of 6 V or 12 V, with a discharge capacity > 200 Ah; of a height (excluding terminals and handles) > 23 cm	741	2.464	28.116	64.873
85073010	Nickel-cadmium; used for aircraft	-	62	-	1.200
85073090	Nickel-cadmium; used other than for aircraft	7.571	10.830	7.227	14.190
85075010	Nickel-metal hydride; used for aircraft	-	1	-	1
85075020	Nickel-metal hydride; used for vehicles in Chapter 87	-	20	-	40
85075090	Nickel-metal hydride; used other than for aircraft/vehicles in Chapter 87	418	10.448	16.395	182.487
85076031	Lithium-ion battery pack; used for laptops including notebooks and subnotebooks	1.782	8.815	612.856	2.378.114
85076032	Lithium-ion battery pack; used for aircraft	-	21	-	1.859
85076033	Lithium-ion battery pack; used for vehicles in Chapter 87	-	1.386	-	41.120
85076039	Lithium-ion battery pack; used other than for laptops including notebooks and subnotebooks/aircraft/vehicles in Chapter 87	7	97	1.290	4.074
85076090	Lithium-ion other than battery pack	52.218	287.884	87.631	1.343.913

Tabel 3 : Ekspor Indonesia menurut Komoditi (Kode HS 8 digit)

Agustus 2022

Kode H S	Uraian golongan barang	Berat bersih (Kg)		Nilai F.O.B. (U S \$)	
		Bulan ini	Kumulatif	Bulan ini	Kumulatif
(1)	(2)	(3)	(4)	(5)	(6)
85078019	Other accumulators; used for aircraft; other than nickel-iron	-	2.296	-	2.150
85078020	Other accumulators; used for laptops including notebooks and subnotebooks	1.121	46.755	24.480	326.383
85078091	Other accumulators; used for aircraft/laptops including notebooks and subnotebooks; nickel-iron	-	31	-	149
85078099	Other accumulators; used for aircraft/laptops including notebooks and subnotebooks; other than nickel-iron	214.563	4.507.416	2.517.342	31.954.679
85079011	Parts of electric accumulators; plates; of goods of subheading 85071092, 85071095, 85071096, 85071097, 85071098 or 85071099	7	223	20	436
85079019	Parts of electric accumulators; plates; other than of goods of subheading 85071092/85071095/85071096/85071097/85071098/85071099/used for aircraft	108.167	1.061.933	378.625	3.306.115
85079092	Parts of electric accumulators; other than plates; battery separators, ready for use, of materials other than poly(vinyl chloride)	429.313	3.087.129	1.648.866	10.950.755
85079093	Parts of electric accumulators; other than plates; of goods of subheading 85071092, 85071095, 85071096, 85071097, 85071098 or 85071099	-	5	-	88
85079099	Parts of electric accumulators; other than plates	39.084	209.671	136.738	837.621
85081100	Vacuum cleaners; with self-contained electric motor; of a power <= 1,500 W and having a dust bag or other receptacle capacity not exceeding 20 l	1.083.814	7.404.328	6.545.081	50.844.195
85081910	Vacuum cleaners; with self-contained electric motor; of a kind suitable for domestic use	10	280	678	5.708
85081990	Vacuum cleaners; with self-contained electric motor; not suitable for domestic use	6	185	60	2.710
85086000	Other vacuum cleaners	89	27.894	170	226.211
85087010	Parts of vacuum cleaners of subheading 85081100 or 85081910	464	722	6.230	8.997
85087090	Parts of vacuum cleaners other than subheading 85081100 or 85081910	4.931	46.080	35.338	373.633
85094000	Food grinders and mixers; fruit or vegetable juice extractors	11.803	262.063	41.886	1.144.233
85098090	Electro-mechanical domestic appliances; other than floor polishers/kitchen waste disposers	168.912	877.940	8.393.419	60.335.555
85099010	Parts of floor polishers	4.372	17.832	11.836	159.225
85099090	Parts of electro-mechanical domestic appliances other than floor polishers	18.452	151.937	228.688	3.006.000
85101000	Shavers	334.586	2.044.897	16.240.910	83.917.538
85102000	Hair clippers	297.166	2.249.763	10.433.443	75.441.830
85103000	Hair-removing appliances	-	2	-	121
85109000	Parts of shavers, hair clippers and hair-removing appliances, with self-contained electric motor	96.408	734.244	3.145.890	22.305.465
85111010	Sparkling plugs suitable for aircraft engines	2	12	700	9.712
85111020	Sparkling plugs suitable for motor vehicles engines	16.307	129.198	387.577	2.806.890
85111090	Sparkling plugs suitable for other than aircraft/motor vehicle engines	66.317	646.940	1.959.286	18.768.290
85112010	Ignition magnetos; magneto-dynamos; magnetic flywheels; suitable for aircraft engines	-	196	-	6.247
85112021	Ignition magnetos; magneto-dynamos; magnetic flywheels; suitable for motor vehicle engines; unassembled	374	30.256	2.561	484.346
85112029	Ignition magnetos; magneto-dynamos; magnetic flywheels; suitable for motor vehicle engines; assembled	10.408	59.192	26.855	466.191
85112099	Ignition magnetos; magneto-dynamos; magnetic flywheels; suitable for other than aircraft/motor vehicle engines; assembled	1	9	10	87
85113041	Distributors; ignition coil; suitable for motor vehicle engines; unassembled	348	2.296	16.124	106.077
85113049	Distributors; ignition coil; suitable for motor vehicle engines; assembled	6.607	64.761	191.924	1.611.718

Tabel 3 : Ekspor Indonesia menurut Komoditi (Kode HS 8 digit)

Agustus 2022

Kode H S	Uraian golongan barang	Berat bersih (Kg)		Nilai F.O.B. (U S \$)	
		Bulan ini	Kumulatif	Bulan ini	Kumulatif
(1)	(2)	(3)	(4)	(5)	(6)
85113091	Distributors; ignition coil; suitable for other than aircraft/motor vehicle engines; unassembled	324	1.573	6.000	31.519
85113099	Distributors; ignition coil; suitable for other than aircraft/motor vehicle engines; assembled	2.874	9.048	46.868	219.526
85114010	Starter motors and dual purpose starter-generators; used for aircraft engines	51	115	375.800	417.200
85114021	Other unassembled starter motors for engines of vehicles of heading 8702/8703/8704/8705	2	16	143	732
85114029	Other unassembled starter motors for engines of vehicles other than heading 8702/8703/8704/8705	316	5.020	13.469	387.585
85114031	Assembled starter motors for engines of vehicles of headings 8701	75	85	1.217	1.632
85114032	Assembled starter motors for engines of vehicles of headings 8702/8703/8704	105.206	623.684	1.325.825	8.097.546
85114091	Dual purposes starter-generators for engines of vehicles of heading 8702/8703/8704/8705	-	25	-	424
85114099	Dual purposes starter-generators for engines of vehicles other than heading 8702/8703/8704/8705	25.786	166.118	305.994	2.013.395
85115010	Other generators used for aircraft engines	-	893	-	4.200
85115021	Other unassembled alternators for engines of vehicles of heading 8702/8703/8704/8705	-	3.200	-	220.741
85115029	Other unassembled alternators for engines of vehicles other than heading 8702/8703/8704/8705	2.594	19.384	2.630	19.619
85115031	Assembled alternators for engines of vehicles of heading 8701	-	12	-	564
85115032	Assembled alternators for engines of vehicles of heading 8702/8703/8704	73.708	500.822	910.558	6.196.274
85115091	Other generators for engines of vehicles of heading 8702/8703/8704/8705	956	2.775	13.224	37.596
85115099	Other generators for engines of vehicles other than heading 8702/8703/8704/8705	4.289	62.443	45.030	633.373
85118020	Other equipment used for motor vehicles engines	24.795	29.968	111.928	307.480
85118090	Other equipment used for other than aircraft or motor vehicles engines	2.248	30.903	53.412	892.646
85119010	Parts of electrical ignition/starting equipment/generators; used for aircraft engines	-	14	-	8.001
85119020	Parts of electrical ignition/starting equipment/generators; suitable for motor vehicles engines	129.776	986.026	1.279.112	10.545.214
85119090	Parts of electrical ignition/starting equipment/generators; other than for aircraft/motor vehicles engines	38.999	317.731	436.714	3.425.978
85121000	Lighting or visual signalling equipment of a kind used on bicycles	-	103	-	3.657
85122020	Unassembled lighting or visual signalling equipment	22.200	182.199	355.144	3.000.675
85122091	Assembled lighting or visual signalling equipment; for motorcycles	91.150	746.719	2.813.449	22.091.884
85122099	Assembled lighting or visual signalling equipment; other than for motorcycles	141.821	916.540	2.265.136	12.289.388
85123010	Horns and sirens, assembled	271.663	2.040.182	3.100.662	23.110.149
85123020	Unassembled sound signalling equipment	5	7.311	361	900.214
85123091	Assembled sound signalling equipment; obstacle detection (warning) devices for vehicles	948	8.041	91.172	801.259
85123099	Assembled sound signalling equipment; other than obstacle detection (warning) devices for vehicles	10.178	99.681	213.699	4.060.042
85124000	Windscreen wipers, defrosters and demisters	197.416	1.486.365	2.348.990	18.394.597
85129010	Parts of windscreen wipers/defrosters/demisters of goods subheading 851210	2.683	30.963	12.562	165.628
85129020	Parts of windscreen wipers/defrosters/demisters of goods subheading 851220/851230/851240	733.986	5.012.264	9.281.254	85.857.308
85131030	Miners' helmet lamps and quarrymen's lamps	-	96	-	75
85131090	Portable electric lamps; other than miners' helmet lamps and quarrymen's lamps	15.472	424.033	319.179	5.143.614
85139010	Parts of miners' helmet lamps or quarrymen's lamps	-	244	-	21.070

Tabel 3 : Ekspor Indonesia menurut Komoditi (Kode HS 8 digit)

Agustus 2022

Kode H S	Uraian golongan barang	Berat bersih (Kg)		Nilai F.O.B. (U S \$)	
		Bulan ini	Kumulatif	Bulan ini	Kumulatif
(1)	(2)	(3)	(4)	(5)	(6)
85139030	Parts of flashlight reflectors; flashlight switch slides of plastics	4	104	105	257
85139090	Parts of other portable electric lamps	22.435	73.062	129.856	269.550
85141100	Hot isostatic presses	371	1.042	4.117	12.906
85141900	Resistance heated furnaces and ovens; other than hot isostatic presses	-	3.649	-	46.768
85142020	Electric furnaces or ovens for the manufacture of printed circuit boards/printed wiring boards or printed circuit assemblies	-	1.622	-	15.540
85142090	Furnaces and ovens functioning by induction or dielectric loss; other than electric furnaces or ovens for the manufacture of printed circuit boards/printed wiring boards or printed circuit assemblies	-	428	-	10.639
85143190	Electron beam furnaces other than for the manufacture of printed circuit boards/printed wiring boards or printed circuit assemblies	-	2.923	-	156.775
85143910	Other furnaces and ovens; for the manufacture of printed circuit boards/printed wiring boards or printed circuit assemblies	-	3.062	-	13.865
85143990	Other furnaces and ovens; other than for the manufacture of printed circuit boards/printed wiring boards or printed circuit assemblies	-	0	-	18
85144000	Other equipment for the heat treatment of materials by induction or dielectric loss	20	8.619	279	133.925
85149090	Parts of other equipment for the heat treatment of materials by induction or dielectric loss	-	2.018	-	35.928
85151100	Soldering irons and guns	-	237	-	1.725
85151919	Other machines and apparatus for soldering components on printed circuit boards/printed wiring boards :	-	159	-	19.793
85151990	Other brazing or soldering machines and apparatus	255	6.302	8.013	63.710
85152100	Machines and apparatus for resistance welding of metal; fully or partly automatic	0	23	200	8.200
85152900	Machines and apparatus for resistance welding of metal; non-automatic	1.017	22.215	27.812	367.535
85153100	Machines and apparatus for arc (including plasma arc) welding of metals; fully or partly automatic	1.658	46.393	83.764	410.532
85153910	AC arc welders, transformer type	600	4.886	13.012	97.227
85153990	Machines and apparatus for arc (including plasma arc) welding of metals; non-automatic	7.621	14.196	35.065	192.288
85158010	Electric machines and apparatus for hot spraying of metals or sintered metal carbides	-	750	-	10.000
85158090	Other machines and apparatus	241	14.267	1.922	298.700
85159010	Parts of AC arc welders, transformer type	233	11.384	4.085	227.063
85159021	Parts of wave soldering machines	5	6	12	20
85159029	Parts of machines and apparatus for soldering components on printed circuit boards/printed wiring boards; other than parts of wave soldering machines	406	2.000	436	51.090
85159090	Other parts of machines and apparatus for soldering components on printed circuit boards/printed wiring boards	6.449	79.756	150.181	2.625.551
85161011	Water dispenser fitted only with water heater, for domestic use	697	44.881	1.574	63.633
85161019	Water dispenser fitted only with water heater; other than for domestic use	2.079	46.010	41.943	618.143
85161030	Immersion heaters	3	3.099	7	76.606
85162100	Storage heating radiators	-	23	-	310
85162900	Other electric space heating apparatus and electric soil heating apparatus	27.093	221.769	420.638	2.714.912
85163100	Hair dryers	20	340	648	2.907
85163200	Other hair-dressing apparatus	610	6.800	13.495	93.317
85164010	Electric smoothing irons; of a kind designed to use steam from industrial boilers	1	7	5	42
85164090	Other electric smoothing irons	717.667	4.022.774	10.481.993	55.826.135

Tabel 3 : Ekspor Indonesia menurut Komoditi (Kode HS 8 digit)

Agustus 2022

Kode H S	Uraian golongan barang	Berat bersih (Kg)		Nilai F.O.B. (U S \$)	
		Bulan ini	Kumulatif	Bulan ini	Kumulatif
(1)	(2)	(3)	(4)	(5)	(6)
85165000	Microwave ovens	44.090	199.009	678.011	2.832.552
85166010	Rice cookers	13.890	250.308	66.156	1.266.303
85166090	Other ovens; cookers, cooking plates, boiling rings, grillers and roasters :	214.527	1.711.743	1.333.472	11.674.113
85167100	Coffee or tea makers	1.890.305	12.884.962	30.824.096	192.542.250
85167200	Toasters	171	3.275	748	4.143
85167910	Kettles	206	2.479	333	1.536
85167990	Other electro-thermic appliances	15.121	127.903	538.588	4.024.052
85168010	Electric heating resistors for type-founding or type-setting machines; for industrial furnaces	-	79	-	3.377
85168030	Electric heating resistors for domestic appliances	45	2.929	184	2.507
85168090	Other electric heating resistors	315	4.619	15.183	185.202
85169021	Sealed hotplates for domestic appliances	-	57	-	746
85169029	Other parts of goods of subheading 851633, 851650, 851660, 851671or 85167910 :	168	84.992	860	2.364.308
85169030	Parts of goods of subheading 851610	-	12	-	15
85169040	Parts of electric heating resistors for type-founding or type-setting machines	-	15	-	439
85169090	Other parts of electric heater appliances	19.744	724.320	412.489	10.313.863
85171100	Line telephone sets with cordless handsets	21.231	296.129	550.328	8.047.010
85171300	Smartphones	56.287	276.408	33.388.477	142.098.666
85171400	Other telephones for cellular networks or for other wireless networks	118	382	12.582	42.217
85171800	Other telephone sets	6.507	53.073	851.333	7.212.689
85176100	Base stations	15	764	1.269	103.438
85176210	Radio transmitters and radio receivers of a kind used for simultaneous interpretation at multilingual conferences	15.173	57.371	272.313	1.647.578
85176230	Telephonic or telegraphic switching apparatus	51.044	938.187	7.471.556	84.832.597
85176241	Modems including cable modems and modem cards	390.127	2.755.768	51.487.151	306.619.856
85176242	Concentrators or multiplexers	-	126	-	29.200
85176243	Control and adaptor units, including gateways, bridges, routers and other similar apparatus designed only for connection with automatic data processing machines of heading 8471	134.864	2.037.002	13.368.002	191.274.596
85176249	Other apparatus for carrier-current line systems or for digital line systems	368.201	484.623	31.123.794	51.698.956
85176251	Wireless LANs	365	7.500	760.343	7.129.672
85176252	Transmission and reception apparatus of a kind used for simultaneous interpretation at multilingual conferences	-	12	-	218
85176253	Other transmission apparatus incorporating reception apparatus for radio-telephony or radio- telegraphy	1	26	150	1.455
85176259	Other transmission apparatus incorporating reception apparatus other than of subheading 85176251, 85176252, 85176253, 85176259	359	26.089	61.353	4.470.407
85176261	Other transmission apparatus for radio-telephony or radio- telegraphy	-	12.575	-	459.121
85176269	Other transmission apparatus other than for radio-telephony or radio-telegraphy	13.961	21.467	9.490.748	11.137.967
85176291	Portable receivers for calling, alerting or paging and paging alert devices, including pagers	-	3.954	-	253.517
85176292	Portable receivers for radio-telephony or radio-telegraphy	12	57	5.556	29.334
85176299	Other portable receivers	144.644	712.354	25.840.357	128.871.778
85176900	Other apparatus for transmission or reception of voice, images or other data	9.659	88.477	2.205.231	19.495.759
85177100	Aerials and aerial reflectors of all kinds; parts suitable for use therewith	105	2.610	2.129	83.669
85177910	Parts of control and adaptor units including gateways, bridges and routers	30.573	259.213	7.213.917	43.425.579
85177921	Parts of transmission apparatus, oth than radio-broadcasting or TV transmission apparatus, or of portable receivers for calling, alerting/paging & paging alert devices; of cellular telephones	72.247	295.712	1.229.012	5.476.162

Tabel 3 : Ekspor Indonesia menurut Komoditi (Kode HS 8 digit)

Agustus 2022

Kode H S	Uraian golongan barang	Berat bersih (Kg)		Nilai F.O.B. (U S \$)	
		Bulan ini	Kumulatif	Bulan ini	Kumulatif
(1)	(2)	(3)	(4)	(5)	(6)
85177929	Parts of transmission apparatus, oth than radio-broadcasting or TV transmission apparatus, or of portable receivers for calling, alerting/paging & paging alert devices; oth than of cellular telephones	2.126	29.350	139.670	2.546.049
85177931	Other printed circuit boards, assembled; of goods for line telephony or line telegraphy	5.591	15.525	790.533	2.174.761
85177939	Other printed circuit boards, assembled; other than of goods for line/radio-telephony or line/radio-telegraphy	389	4.680	2.581	2.007.757
85177991	Other printed circuit boards, unassembled; of goods for line telephony or line telegraphy	12	500	1.230	24.776
85177992	Other printed circuit boards, unassembled; of goods for radio-telephony or radio-telegraphy	1	31	20	645
85177999	Other printed circuit boards, unassembled; other than of goods for line/radio-telephony or line/radio-telegraphy	25.733	160.548	2.452.024	16.573.702
85181011	Microphones having a frequency range of 300 Hz to 3,400 Hz, with a diameter not exceeding 10 mm and a height not exceeding 3 mm, for telecommunication use	1.066	1.182	32.536	38.359
85181019	Other microphones, whether or not with their stands	2.019	25.332	63.121	800.204
85181090	Microphone stands	1.046	6.960	77.388	290.076
85182110	Single loudspeakers, mounted in their enclosures; box speaker type	320.194	2.630.644	3.174.352	24.540.211
85182190	Single loudspeakers, mounted in their enclosures; other than box speaker type	137.314	904.083	855.397	5.165.471
85182210	Multiple loudspeakers, mounted in the same enclosure; box speaker type	357.259	3.220.697	4.739.935	37.616.259
85182290	Multiple loudspeakers, mounted in the same enclosure; other than box speaker type	7.728	113.861	87.645	1.211.979
85182920	Loudspeakers, without enclosure, having a frequency range of 300 Hz to 3,400 Hz, with a diameter not exceeding 50 mm, for telecommunication use	13.856	151.675	226.388	2.481.448
85182990	Loudspeakers, without enclosure, having a frequency range of 300 Hz to 3,400 Hz, with a diameter exceeding 50 mm, for telecommunication use	1.022.121	6.505.362	7.720.474	47.356.070
85183010	Headphones	430	16.422	10.545	382.494
85183020	Earphones	2.602	31.187	127.012	1.723.011
85183040	Line telephone handsets	7.451	122.377	353.311	4.882.454
85183051	Other combined microphone/speaker sets; for goods of subheading 85171300 and 85171400	-	5	-	184
85183059	Other combined microphone/speaker sets; for goods other than subheading 85171300 and 85171400	28	263	2.256	17.686
85183090	Other than headphones/earphones/line telephone handsets/combined microphone and speaker sets	331	46.609	36.440	1.944.779
85184020	Audio-frequency electric amplifiers; used as repeaters in line telephony	8.167	78.630	372.099	3.644.643
85184030	Audio-frequency electric amplifiers; used as repeaters in telephony other than line telephony	-	1	-	6
85184040	Other audio-frequency electric amplifiers; having 6 or more input signal lines, with or without elements for capacity amplifiers	-	193	-	10.113
85184090	Other audio-frequency electric amplifiers	46.248	1.220.014	670.944	15.699.578
85185010	Electric sound amplifier sets; having a power rating of 240 W or more	33.713	298.339	491.766	4.268.553
85185020	Electric sound amplifier sets with loudspeakers, of a kind suitable for broadcasting, having a voltage rating of 50 V or more but not exceeding 100 V	-	668	-	25.345
85185090	Other electric sound amplifier sets	18.384	144.407	654.168	7.509.888
85189010	Parts of goods of subheading 85181011, 85182920, 85183040 or 85184020, including printed circuit assemblies	3	78	294	3.984
85189020	Parts of goods of subheading 85184040	2.415	3.392	202.184	639.329
85189030	Parts of goods of subheading 851821 or 851822	3.875	58.164	185.260	1.846.766
85189040	Parts of goods of subheading 85182990	-	16	-	124

Tabel 3 : Ekspor Indonesia menurut Komoditi (Kode HS 8 digit)

Agustus 2022

Kode H S	Uraian golongan barang	Berat bersih (Kg)		Nilai F.O.B. (U S \$)	
		Bulan ini	Kumulatif	Bulan ini	Kumulatif
		(1)	(2)	(3)	(4)
85189090	Other parts of microphones&stands therefor; loudspeakers; headphones&earphones, and sets consisting of a microphone&loudspeakers; audio-frequency electric amplifiers; electric sound amplifier sets	58.416	336.763	1.727.221	11.141.532
85192010	Apparatus for sound recording or reproducing operated by coins, tokens, disc operated record players	3	71	25	4.426
85192090	Apparatus for sound recording or reproducing operated by banknotes, bank cards.	20	121	509	5.566
85193000	Turntables (record-decks)	-	2.642	-	41.918
85198110	Pocket-size cassette recorders, the dimensions of which do not exceed 170 mm x 100 mm x 45 mm	-	21	-	1.954
85198120	Cassette recorders, with built-in amplifiers and one or more built-in loudspeakers, operating only with an external source of power	41	55	107	1.501
85198130	Compact disc players	602	2.490	6.203	73.456
85198149	Transcribing machines; other than for cinematography or broadcasting	373	1.071	23.079	147.060
85198162	Telephone answering machines	-	116	-	119
85198169	Other magnetic tape recorders incorporating sound reproducing apparatus, digital audio type	-	1	-	8
85198179	Other sound reproducing apparatus, cassette type; other than for cinematography or broadcasting	1	12	10	64
85198199	Other sound recording or reproducing apparatus; other than for cinematography or broadcasting	-	1	-	48
85198910	Cinematographic sound reproducers	-	15	-	734
85198920	Record-players with or without loudspeakers	-	0	-	25
85198940	Other sound reproducing apparatus	-	4	-	2.351
85198990	Sound recording or reproducing apparatus n.e.c. in heading 8519	80	181	386	1.726
85211010	Magnetic tape-type; of a kind used in cinematography or television broadcasting	-	1	-	84
85211090	Magnetic tape-type; ther than used in cinematography or television broadcasting	27	296	135	7.302
85219019	Laser disc players; other than used in cinematography or television broadcasting	20.599	123.350	650.639	3.408.944
85219091	Video recording or reproducing apparatus, whether or not incorporating a video tuner, of a kind used in cinematography or tv broadcasting; other than laser disc	-	14	-	394
85219099	Video recording or reproducing apparatus, whether or not incorporating a video tuner n.e.c. in heading 8521	22	864	4.790	46.271
85221000	Pick-up cartridges	5.761	102.370	253.681	4.055.326
85229030	Printed circuit board assemblies for cinematographic sound recorders or reproducers	2.379	4.318	72.344	175.014
85229040	Audio or video tapedecks and compact disc mechanisms	4.844	60.693	37.530	1.672.174
85229050	Audio or video reproduction heads, magnetic type; magnetic erasing heads and rods	51	1.098	6.018	65.323
85229091	Parts and accessories for cinematographic sound recorders or reproducers other than pick-up cartridges or PCB	23.563	233.713	10.200.551	101.326.131
85229092	Parts and accessories for answering machines other than pick-up cartridges or PCB	-	2.592	-	17.972
85229093	Other parts and accessories for goods of subheading 851981 or heading 8521	-	67	-	178
85229099	Other parts and accessories suitable for use solely or principally with the apparatus of heading 8519	5.075	23.660	25.178	146.538
85232110	Magnetic media; cards incorporating a magnetic stripe; unrecorded	100	587	2.677	13.290
85232190	Magnetic media; cards incorporating a magnetic stripe; recorded	65	1.557	6.157	28.772
85232911	Magnetic media; computer tapes; of a width <= 4mm; unrecorded	1	78	43	1.938
85232919	Magnetic media; other than computer tapes; of a width <= 4mm; unrecorded	9.307	92.650	68.013	733.338

Tabel 3 : Ekspor Indonesia menurut Komoditi (Kode HS 8 digit)

Agustus 2022

Kode H S	Uraian golongan barang	Berat bersih (Kg)		Nilai F.O.B. (U S \$)	
		Bulan ini	Kumulatif	Bulan ini	Kumulatif
(1)	(2)	(3)	(4)	(5)	(6)
85232929	Magnetic media; other than video tapes; of a width <= 4mm; recorded	5	60	441	4.033
85232931	Magnetic media; computer tapes; of a 4mm < width <= 65mm; unrecorded	-	70	-	808
85232939	Magnetic media; other than computer & video tapes; of a 4mm < width <= 65mm; unrecorded	-	2	-	33
85232942	Magnetic media of a kind suitable for cinematography; of a 4mm < width <= 65mm; recorded	-	0	-	29
85232949	Other magnetic tape; of a 4mm < width <= 65mm; recorded	3	20	151	1.392
85232961	Magnetic tape >65mm for reproducing representations of instructions,data,sound,image,recorded in a machine readable binary form,capable of being manipulated/providing interactivity to a user,of an automatic data; unrecorded	0	0	141	141
85232969	Other magnetic tape > 65mm; unrecorded	-	1	-	4.701
85232971	Magnetic discs; unrecorded; computer hard disks and diskettes	515	1.284	27.637	164.100
85232979	Magnetic discs; unrecorded; other than computer hard disks and diskettes	91	1.274	821	3.777
85232981	Magnetic discs; recorded; used for reproducing phenomena other than sound or image; suitable for computer use	-	58	-	1.611
85232982	Magnetic discs; recorded; used for reproducing phenomena other than sound or image; not suitable for computer use	-	30	-	551
85232983	Recorded magnetic discs for reproducing representations of instructions, data, sound and image, recorded in a machine readable binary form, and capable of being manipulated or providing interactivity to a user, by means of an automatic data processing machine; proprietary format storage (recorded) media	2	30	11	1.077
85232989	Recorded magnetic discs for other purpose	-	2	-	15
85232991	Other unrecorded magnetic media of a kind suitable for computer use	180	395	377.143	378.800
85232993	Other recorded magnetic media for reproducing phenomena other than sound or image of a kind suitable for computer use	-	17	-	223
85232995	Oth recorded magnetic media for reproducing representations of instructions/data/sound/image,recorded in a machine readable binary form,capable of being manipulated/providing interactivity,of an auto data processing machine	-	1	-	131
85232999	Other recorded magnetic media for other purpose	5	32	679	1.131
85234110	Unrecorded optical media of a kind suitable for computer use	54	7.002	954	45.138
85234190	Unrecorded optical media of a kind not suitable for computer use	143	862	2.164	29.756
85234912	Disc for laser reading systems for reproducing sound only for educational, technical, scientific, historical or cultural	15	20	136	143
85234913	Disc for laser reading systems for reproducing sound only for other purpose other than for educational, technical, scientific, historical or cultural	27	258	2.823	16.123
85234914	Disc for laser reading systems for reproducing representations of instructions, data, sound and image, recorded in a machine readable binary form, and capable of being manipulated or providing interactivity to a user, by means of an automatic data processing machine; proprietary format storage (recorded) media	13	215	222	20.240
85234915	Oth discs for laser reading system,containing cinematographic movies oth than newsreels/travelogues/technical/scientific/other documentary movies	-	0	-	3
85234919	Disc for laser reading systems for other purpose	11	45	146	1.224
85234999	Other recorded optical media for other purpose	80	1.573	1.942	49.541

Tabel 3 : Ekspor Indonesia menurut Komoditi (Kode HS 8 digit)

Agustus 2022

Kode H S	Uraian golongan barang	Berat bersih (Kg)		Nilai F.O.B. (U S \$)	
		Bulan ini	Kumulatif	Bulan ini	Kumulatif
(1)	(2)	(3)	(4)	(5)	(6)
85235111	Of a kind suitable for computer use parts and accessories of machines for sawing monocrystal semiconductor boules into slices, or wafers into chips	27	141	54.747	128.669
85235119	Unrecorded Solid-state non-volatile storage devices of a kind not suitable for computer use	78	683	11.102	128.058
85235121	Recorded Solid-state non-volatile storage devices for reproducing phenomena other than sound or image of a kind suitable for computer use	4	23	4.542	960.302
85235129	Recorded Solid-state non-volatile storage devices for reproducing phenomena other than sound or image of a kind not suitable for computer use	0	163	4	2.689
85235130	Recorded Solid-state non-volatile storage devices for reproducing representations of instructions, data, sound and image, recorded in a machine readable binary form, and capable of being manipulated or providing interactivity to a user, by means of an automatic data processing machine; proprietary format storage (recorded) media	-	183	-	7.479
85235192	Recorded Solid-state non-volatile storage devices of a kind suitable for cinematography	-	2	-	17
85235199	Recorded Solid-state non-volatile storage devices for other purpose	15	1.334	4.009	109.961
85235200	Semiconductor media; "Smart cards"	39.467	213.623	2.105.925	11.915.089
85235910	Semiconductor media; proximity cards and tags	5	11.321	381	25.844
85235921	Semiconductor media; unrecorded; of a kind suitable for computer use	-	9	-	225
85235929	Semiconductor media; unrecorded; other than a kind suitable for computer use	29	52	8.044	8.696
85235930	Semiconductor media; recorded; of a kind used for reproducing phenomena other than sound or image	-	4	-	406
85235940	Semiconductor media; recorded; for reproducing representations of instructions/data/sound/image, recorded in a machine readable binary form, capable of being manipulated/providing interactivity to a user, of an automatic data processing machine; proprietary format storage media	-	35	-	2.149
85235990	Other semiconductor media	103	604	4.851	42.779
85238040	Gramophone records	16	111	109	1.770
85238051	Other media for recording of sound or of other phenomena, unrecorded, of a kind suitable for computer use	105	953	6.770	69.485
85238059	Other media for recording of sound or of other phenomena, unrecorded, of a kind not suitable for computer use	20	34	442	1.114
85238091	Parts and accessories of a kind used for reproducing phenomena other than sound or image	-	303	-	444
85238092	Oth media for recording of sound/phenomena,recorded,for reproducing representations of instructions/data/sound/image, recorded in a machine readable binary form, and capable of being manipulated or providing interactivity,of an auto data processing machine	-	21	-	1.257
85238099	Other media for recording of sound or of other phenomena for other purpose	317	933	34.198	125.740
85241100	Flat panel display modules of liquid crystals, whether or not incorporating touch-sensitive screens; without drivers or control circuits	449	1.527	104.963	178.741
85241900	Flat panel display modules of other than liquid crystal and OLED, whether or not incorporating touch-sensitive screens; without drivers or control circuits	-	6	-	21
85249100	Flat panel display modules of liquid crystals, whether or not incorporating touch-sensitive screens; with drivers or control circuits	15	270	1.892	19.190
85249900	Flat panel display modules of other than liquid crystal and OLED, whether or not incorporating touch-sensitive screens; with drivers or control circuits	4	8	340	4.073

Tabel 3 : Ekspor Indonesia menurut Komoditi (Kode HS 8 digit)

Agustus 2022

Kode H S	Uraian golongan barang	Berat bersih (Kg)		Nilai F.O.B. (U S \$)	
		Bulan ini	Kumulatif	Bulan ini	Kumulatif
(1)	(2)	(3)	(4)	(5)	(6)
85255000	Transmission apparatus for radio-broadcasting or television, not incorporating reception apparatus or sound recording or reproducing apparatus	217	793	12.797	80.478
85256000	Transmission apparatus for radio-broadcasting or television, incorporating reception apparatus or sound recording or reproducing apparatus	4	1.563	500	356.733
85258110	Video camera recorders; high-speed goods as specified in Subheading Note 1 to this Chapter	261	369	79.915	91.126
85258120	Television cameras; high-speed goods as specified in Subheading Note 1 to this Chapter	6	65	1.781	3.417
85258190	Digital cameras; high-speed goods as specified in Subheading Note 1 to this Chapter	9.745	33.602	350.142	1.505.087
85258210	Video camera recorders; radiation-hardened or radiation-tolerant goods as specified in Subheading Note 2 to this Chapter	46	186	1.175	7.673
85258220	Television cameras; radiation-hardened or radiation-tolerant goods as specified in Subheading Note 2 to this Chapter	86	879	345	32.523
85258290	Digital cameras; radiation-hardened or radiation-tolerant goods as specified in Subheading Note 2 to this Chapter	-	36	-	2.729
85258310	Video camera recorders; night vision goods as specified in Subheading Note 3 to this Chapter	4	12	1.620	2.819
85258320	Television cameras; night vision goods as specified in Subheading Note 3 to this Chapter	15	18	6.170	7.094
85258390	Digital cameras; night vision goods as specified in Subheading Note 3 to this Chapter	18	194	1.077	265.516
85258910	Video camera recorders; other than high-speed goods & radiation-hardened or radiation-tolerant goods & night vision goods as specified in Subheading Note 1-3 to this Chapter	53.030	125.436	1.902.065	6.092.650
85258920	Television cameras; other than high-speed goods & radiation-hardened or radiation-tolerant goods & night vision goods as specified in Subheading Note 1-3 to this Chapter	-	4.113	-	294.649
85258930	Web cameras	44.983	202.421	9.451.081	42.390.404
85258990	Digital cameras; other than high-speed goods & radiation-hardened or radiation-tolerant goods & night vision goods as specified in Subheading Note 1-3 to this Chapter	11.148	110.124	3.264.970	30.975.410
85261010	Radar apparatus, ground based, or of a kind for use in civil aircraft, or of a kind used solely on sea-going vessels	422	4.556	8.059	115.169
85261090	Radar apparatus of a kind used for military purpose	-	10.863	-	183.268
85269110	Radio navigational aid apparatus of a kind for use in civil aircraft, or of a kind used solely on sea-going vessels	56	435	5.266	50.737
85269190	Radio navigational aid apparatus, of a kind used for military purpose	6.307	458.536	501.507	39.165.973
85269200	Radio remote control apparatus	953	25.470	39.517	758.725
85271200	Pocket-size radio cassette-players	27.288	147.495	725.118	3.720.012
85271310	Portable radio-broadcast receivers capable of operating without an external source of power, combined with sound recording or reproducing apparatus; other than pocket-size radio cassette-players	242	7.045	3.297	100.637
85271390	Nonportable radio-broadcast receivers capable of operating without an external source of power; combined with sound recording or reproducing apparatus	107	109	452	482
85271920	Portable radio-broadcast receivers capable of operating without an external source of power, not combined with sound recording or reproducing; other than pocket-size radio cassette-player	38.854	395.838	645.005	6.333.149
85271990	Nonportable radio-broadcast receivers capable of operating without an external source of power, not combined with sound recording or reproducing	294	1.939	12.168	24.531

Tabel 3 : Ekspor Indonesia menurut Komoditi (Kode HS 8 digit)

		Agustus 2022			
Kode H S	Uraian golongan barang	Berat bersih (Kg)		Nilai F.O.B. (U S \$)	
		Bulan ini	Kumulatif	Bulan ini	Kumulatif
(1)	(2)	(3)	(4)	(5)	(6)
85272110	Radio-broadcast receivers combined with sound recording/reproducing apparatus, used in motor vehicles, capable of receiving & decoding digital radio data system signals	152.120	708.464	7.840.908	32.899.102
85272190	Radio-broadcast receivers combined with sound recording/reproducing apparatus, used in motor vehicles; not capable of receiving & decoding digital radio data system signals	12.770	454.831	626.197	19.660.167
85272900	Radio-broadcast receivers not capable of operating without an external source of power, used in motor vehicles, not combined with sound recording or reproducing apparatus	33.126	232.715	1.874.499	11.875.949
85279190	Nonportable radio-broadcast receivers not capable of operating without an external source of power, of a kind not used in motor vehicles, combined with sound recording or reproducing apparatus	-	5.842	-	42.993
85279920	Mains operated reception apparatus for radio-broadcasting, not else where classified in 8527	2	8	55	490
85279990	Not mains operated reception apparatus for radio-broadcasting, not elsewhere classified in 8527	8	46	457	9.659
85284200	Cathode-ray tube monitors; capable of directly connecting to and designed for use with an automatic data processing machine of heading 8471	13	1.922	13.691	187.894
85284910	Colour cathode-ray tube monitors; not capable of directly connecting to and designed for use with an automatic data processing machine of heading 8471	3.409	13.099	66.809	245.115
85284920	Monochrome cathode-ray tube monitors; not capable of directly connecting to and designed for use with an automatic data processing machine of heading 8471	1	50	185	5.568
85285200	Monitors other than cathode-ray tube, capable of directly connecting to and designed for use with an automatic data processing machine of heading 8471	25.750	243.795	1.118.023	10.150.893
85285910	Colour monitors other than cathode-ray tube; not capable of directly connecting to and designed for use with an automatic data processing machine of heading 8471	212.914	1.580.337	9.301.858	69.036.445
85285920	Monochrome monitors other than cathode-ray tube; not capable of directly connecting to and designed for use with an automatic data processing machine of heading 8471	-	1.988	-	27.645
85286200	Projectors; capable of directly connecting to and designed for use with an automatic data processing machine of heading 8471	99	605	11.200	43.748
85286910	Projectors;not capable of directly connect & designed for use w/ an automatic data processing machine of heading 8471; having capability of projecting onto a screen diagonally measuring ≥ 300 inches	-	104	-	4.417
85286990	Projectors;not capable of directly connect & designed for use w/ an automatic data processing machine of heading 8471; having capability of projecting onto a screen diagonally measuring < 300 inches	289	6.095	12.916	144.880
85287111	Mains operated set top boxes which have a communications function for television, not designed to incorporate a video display or screen	129.837	1.068.892	8.868.300	63.806.457
85287119	Not mains operated set top boxes which have a communications function for television, not designed to incorporate a video display or screen	164.025	512.300	19.231.415	63.603.106
85287191	Mains operated reception apparatus for television, not designed to incorporate a video display or screen, other than set top boxes which have a communications function	46.428	191.996	2.060.100	7.825.040
85287199	Not mains operated reception apparatus for television, not designed to incorporate a video display or screen, other than set top boxes which have a communications function	121	9.345	33.800	203.720
85287210	Battery operated monitors for colour television, designed to incorporate a video display or screen	-	403	-	1.070

Tabel 3 : Ekspor Indonesia menurut Komoditi (Kode HS 8 digit)

		Agustus 2022			
Kode H S	Uraian golongan barang	Berat bersih (Kg)		Nilai F.O.B. (U S \$)	
		Bulan ini	Kumulatif	Bulan ini	Kumulatif
(1)	(2)	(3)	(4)	(5)	(6)
85287292	Liquid crystal devices (LCD), light-emitting diodes (LED) and other flat panel display type for colour television; designed to incorporate a video display or screen	4.895.996	32.475.525	124.186.591	862.661.616
85287299	Monitors for colour television oth than cathode-ray tube, LCD, LED, and other flat panel display type; designed to incorporate a video display or screen	3.990	11.992	9.358	187.999
85287300	Monitors for monochrome television	1.353	10.383	8.132	139.838
85291021	Parabolic aerial reflector dishes for television reception and parts thereof	696	4.577	1.142	21.617
85291029	Parabolic aerial reflector dishes for direct broadcast multi- media systems other than for television reception, and parts thereof	4.410	25.698	193.255	1.882.593
85291030	Telescopic, rabbit and dipole antennae for television or radio receivers; parts suitable for use therewith	267.635	1.498.211	2.092.598	12.303.906
85291040	Aerial filters and separators; parts suitable for use therewith	36	56	947	1.364
85291093	Aerials & aerial reflectors oth than parabolic/telescopic/aerial filters & separators/feed horns, of a kind used with transmission apparatus for radio-broadcasting; parts suitable for use therewith	684	58.998	7.000	505.698
85291094	Aerials & aerial reflectors oth than parabolic/telescopic/aerial filters & separators/feed horns, of a kind used with transmission apparatus for television; parts suitable for use therewith	2	2	79	79
85291099	Aerials&aerial reflectors oth than parabolic/telescopic/aerial filter & separator/feed horn,used w/ transmission apparatus oth than for radio-broadcasting/television;parts suitable for use therewith	404	39.054	225.608	798.890
85299020	Parts of decoders	179	13.879	53.297	733.051
85299040	Parts of digital cameras or video camera recorders	317	4.864	38.227	466.192
85299051	Printed circuit boards, assembled; for goods of subheading 852550 or 852560	-	4.091	-	112
85299052	Printed circuit boards, assembled; for goods of subheading 852713, 852719, 852721, 852729, 852791 or 852799	57.301	340.911	1.980.043	14.015.357
85299053	Printed circuit boards, assembled, for flat panel displays	134.888	750.495	11.470.427	60.487.104
85299054	Printed circuit boards, assembled, for television receivers	420	2.027	27.371	153.424
85299055	Printed circuit boards, assembled; for goods of heading 8528; other than for flat panel displays or television receivers	194	18.045	9.553	75.844
85299059	PCB, assembled; other than for goods of subheading 852550,852560,852713,852719,852721,852729,852791,852799,8528	134	4.706	43.126	1.434.812
85299091	Parts for television receivers other than aerial and PCB	111.975	808.247	3.678.307	25.532.177
85299094	Parts for flat panel display other than aerial and PCB	1.507.860	8.859.692	24.730.407	183.343.677
85299099	Parts suitable for use solely or principally with the apparatus of headings 8524 to 8528; other than aerials and PCB, not for television receivers or flat panel display	93.685	600.454	983.030	5.455.490
85308000	Electrical signalling, safety or traffic control equipment for roads, inland waterways, parking facilities, port installations or airfields (other than those of heading 8608)	124	3.444	4.464	19.821
85309000	Part of electrical signalling, safety or traffic control equipment for railways, tramways, roads, inland waterways, parking facilities, port installations or airfields (oth than heading 8608)	17	320	800	48.933
85311010	Burglar alarms	50.215	322.295	9.227.122	47.408.508
85311020	Fire alarms	5	14	290	5.560
85311030	Smoke alarms; portable personal alarms (shrill alarms)	4	199	60	9.245
85311090	Alarms except burglar or fire alarms or smoke alarm; portable personal alarm (shrill alarms)	46.847	408.212	1.901.373	16.007.788
85312000	Indicator panels incorporating liquid crystal devices (LCD) or light-emitting diodes (LED)	403.761	4.273.608	6.108.153	81.294.853

Tabel 3 : Ekspor Indonesia menurut Komoditi (Kode HS 8 digit)

Agustus 2022

Kode H S	Uraian golongan barang	Berat bersih (Kg)		Nilai F.O.B. (U S \$)	
		Bulan ini	Kumulatif	Bulan ini	Kumulatif
		(1)	(2)	(3)	(4)
85318011	Eletronic door bells and other door sound signalling apparatus	1	161	68	5.817
85318019	Electronic bells and other sound signalling apparatus other than door bells	6.122	41.814	280.617	2.263.710
85318021	Vacuum fluoresent display panels	49	85	303	364
85318029	Flat panel displays (including electro-luminescence, plasma and other technologies) other than vacuum fluoresent display panels	-	1.347	-	64.732
85318090	Electric sound or visual signalling apparatus (bells, sirens), other than electronic bells or flat panel displays	61.828	443.500	1.428.602	9.962.565
85319010	Part of electric sound or visual signalling apparatus, including printed circuit assemblies of subheading 853120, 85318021 or 85318029	347	1.053	2.100	8.744
85319030	Part of electric sound signalling other than door bells or door sound signalling apparatus	-	13	-	1.123
85319090	Part of visual signalling apparatus	9.469	80.974	172.377	1.450.238
85321000	Electrical capacitors, fixed, designed for use in 50/60 Hz circuits and having a reactive power handling capacity of not less than 05 kvar (power capacitors)	18	95	826	9.652
85322100	Tantalum capacitors	15.683	137.554	13.204.560	129.544.916
85322200	Aluminium electrolytic capacitors	815.587	6.854.057	24.822.561	174.274.781
85322300	Ceramic dielectric, single layer capasitors	38.924	407.387	729.363	7.843.186
85322400	Ceramic dielectric, multilayer capacitors	307	18.885	82.582	581.067
85322500	Dielectric of paper or plastics capasitors	4.750	36.622	278.528	2.117.189
85322900	Electrical capacitors, fixed, other than tantalum or aluminium electrolytic or ceramic dielectric or dielectric of paper/plastics	85.547	751.490	14.787.226	154.015.626
85323000	Variable or adjustable (pre-set) capacitors	81	1.797	1.873	55.786
85329000	Parts of electrical capacitors, fixed, variable or adjustable (pre-set)	0	170	553	33.505
85331010	Electrical resistors, fixed carbon, composition or film type; surface mounted	46.611	252.284	480.327	4.153.435
85331090	Electrical resistors, fixed carbon, composition or film type; non surface mounted	390	4.868	15.099	169.887
85332100	Electrical resistors, fixed non carbon resistors; for a power handling capacity ≤ 20 W	314.374	2.318.096	12.292.348	83.870.197
85332900	Electrical resistors, fixed non carbon resistors; for a power handling capacity > 20 W	5.117	151.339	34.547	4.942.081
85333100	Wirewound variable resistors, including rheostats and potentiometers; for a power handling capacity ≤ 20 W	3	19	386	1.683
85333900	Wirewound variable resistors, including rheostats and potentiometers; for a power handling capacity > 20 W	4	359	10	3.866
85334000	Variable resistors other than wirewound, including rheostats and potentiometers	52.213	497.669	1.389.535	13.145.416
85339000	Parts electrical resistors (including rheostats and potentiometers), other than heating resistors.	3.427	8.540	243.906	1.416.403
85340010	Printed circuits, single-sided	100.345	837.825	1.859.653	16.790.802
85340020	Printed circuits, double-sided	488	9.792	611.425	4.879.266
85340030	Printed circuits, multi-layer	370	3.428	22.017	344.667
85340090	Printed circuits, other than single/double-sided or multi-layer	9.678	71.678	1.664.701	11.685.547
85351000	Fuses, for a voltage > 1,000 volts	1.313	3.128	12.392	58.340
85352110	Automatic circuit breakers, moulded case type, for a voltage > 1 kV but < 725 kV	-	34	-	1.523
85352190	Automatic circuit breakers other than moulded case type or earth leakage circuit breaker, for a voltage > 1kV but < 725 kV	1.141	4.561	69.583	261.107
85352990	Automatic circuit breakers other than earth leakage circuit breaker, for a voltage ≥ 725 kV	2.856	2.884	4.799	8.044
85353011	Isolating switches and make-and-break switches, disconnectors having a voltage > 1 kV but < 36 kV	-	74	-	168
85353019	Isolating switches and make-and-break switches, disconnectors having a voltage of ≥ 36 kV but ≤ 40 kV	1	1.214	5	69.718

Tabel 3 : Ekspor Indonesia menurut Komoditi (Kode HS 8 digit)

Agustus 2022

Kode H S	Uraian golongan barang	Berat bersih (Kg)		Nilai F.O.B. (U S \$)	
		Bulan ini	Kumulatif	Bulan ini	Kumulatif
(1)	(2)	(3)	(4)	(5)	(6)
85353090	Isolating switches and make-and-break switches, suitable for a voltage > 40 kV but < 66 kV	134	25.546	33.160	209.339
85354000	Lightning arresters, voltage limiters and surge suppressors, for a voltage > 1,000 volts	1.217	11.522	254.827	1.980.582
85359010	Bushing assemblies and tap changer assemblies for electricity distribution or power transformers, for a voltage > 1,000 volts	1.085	8.530	38.345	279.195
85359020	Change-over switches of a kind used for starting electric motors; for a voltage > 1,000 volts	-	1.485	-	5.346
85359090	Electrical apparatus for switching or protecting electrical circuits, or for making connections to or in electrical circuits, for a voltage > 1,000 volts, not elsewhere clasified in heading 8535	7.817	324.362	18.673	2.645.242
85361011	Thermal fuses; glass type fuses, suitable for use in electric fans, for a voltage ≤ 1,000 volts	4	85	4.747	4.999
85361012	Thermal fuses; glass type fuses, not suitable for use in electric fans, for a current < 16 A and voltage ≤ 1,000 volts	408	5.762	16.340	242.901
85361013	Fuse blocks, of a kind used for motor vehicles, for a voltage ≤ 1,000 volts	12	10.269	170	166.359
85361019	Thermal fuses; glass type fuses, voltage ≤ 1,000 volts, not elsewhere clasified or include in subheading 853610	20.486	171.591	1.256.573	10.503.453
85361092	Fuses other than thermal fuses and glass type fuses; not suitable for use in electric fans; for a current less than 16 A and voltage not exceeding 1,000 volts	25	110	956	1.891
85361093	Fuse blocks other than thermal and glass type fuse, of a kind used for motor vehicles; for a voltage not exceeding 1,000 volts	337	1.251	9.852	35.666
85361099	Fuses other than thermal fuses and glass type fuses, voltage ≤ 1,000 volts, not elsewhere clasified or include in subheading 853610	1.291	6.974	18.374	190.945
85362011	Automatic circuit breakers, moulded case type, for a voltage ≤ 1,000 volts and current < 16 A	-	22	-	889
85362012	Automatic circuit breakers, moulded case type, for a voltage ≤ 1,000 volts and current ≥ 16 A but ≤ 32 A	-	605	-	24.375
85362013	Automatic circuit breakers, moulded case type, for a voltage ≤ 1,000 volts and current > 32 A but ≤ 1,000 A	1.175	20.010	45.239	372.078
85362019	Automatic circuit breakers, moulded case type, for a voltage ≤ 1,000 volts and current > 1,000 A	14.438	162.832	1.159.724	9.400.165
85362020	Automatic circuit breakers; non moulded case type, of a kind incorporated into electro-thermic domestic appliances of heading 8516; for a voltage ≤ 1,000 volts;	6.296	11.582	74.070	124.448
85362091	Automatic circuit breakers, non-moulded case type; not incorporated into electro-thermic domestic appliances of heading 8516; for a current < 16 A and voltage ≤ 1,000 volts;	-	22	-	384
85362099	Automatic circuit breakers, non-moulded case type, not incorporated into electro-thermic domestic appliances of heading 8516; for a current ≥ 16 A and voltage ≤ 1,000 volts;	284	3.293	14.231	231.344
85363010	Lightning arresters for protecting electrical circuits, for a voltage ≤ 1,000 volts	-	9	-	5.426
85363020	Electrical apparatus for protecting electrical circuits other than fuses or automatic circuit breakers, of a kind used in radio equipment or in electric fans, for a voltage ≤ 1,000 volts	0	239	82	3.156
85363090	Electrical apparatus for protecting electrical circuits oth than fuses or auto circuit breakers; except lighting arresters or of a kind used in radio equipment/in electric fans; voltage ≤1,000 volts	96.082	793.537	1.703.114	13.475.132
85364110	Digital relays; for a voltage ≤ 60 V	13.548	91.770	342.629	2.166.622
85364120	Relays of a kind used in radio equipment; for a voltage ≤ 60 V	-	2	-	590
85364140	Relays other than digital relays or of a kind used in radio equipment/electric fans, for a current < 16 A and voltage ≤ 60 V	4.688	183.731	326.823	5.991.641

Tabel 3 : Ekspor Indonesia menurut Komoditi (Kode HS 8 digit)

		Agustus 2022			
Kode H S	Uraian golongan barang	Berat bersih (Kg)		Nilai F.O.B. (U S \$)	
		Bulan ini	Kumulatif	Bulan ini	Kumulatif
(1)	(2)	(3)	(4)	(5)	(6)
85364191	Semiconductor or electro-magnetic relays of voltage ≤ 28 V	104.289	759.457	3.745.720	26.939.284
85364199	Semiconductor or electro-magnetic relays of voltage > 28 V but ≤ 60 V	37.537	348.907	1.397.553	11.182.106
85364910	Digital relays; for a voltage exceeding 60 V but not exceeding 1,000 V	3.219	25.733	43.623	437.292
85364990	Relay other than digital; for a voltage exceeding 60 V but not exceeding 1,000 V	418.435	3.188.727	10.503.757	73.812.834
85365020	Over-current and residual-current automatic switches, for a voltage not exceeding 1,000 volts	49.970	316.203	886.021	6.199.114
85365032	Switches for electric fans; power switches for radio receivers; for a voltage ≤ 1,000 volts	0	3	1	70
85365033	High inrush switches; power switches for TV; rotary, slide, see-saw & magnetic switches for AC; commutators for stoves & ranges; microphone switches; current capacity <16 A & voltage ≤1 kV	755	4.887	167.205	1.362.179
85365039	High inrush switches; power switches for TV; rotary, slide, see-saw & magnetic switches for AC; commutators for stoves & ranges; microphone switches; current capacity ≥16 A & voltage ≤1 kV	743	4.090	93.044	395.759
85365040	Miniature switches suitable for use in rice cookers or toaster ovens, a voltage not exceeding 1,000 volts	-	1	-	2
85365051	Insulated thyristor AC switches; electronics switches, consisting of chip-on-chip technology, voltage ≤ 1,000 V; electro-mechanical snap-action switches for current < 16 A	382	3.822	22.680	75.641
85365059	Insulated thyristor AC switches; electronics switches, consisting of chip-on-chip technology, voltage ≤ 1,000 V; electro-mechanical snap-action switches for current ≥ 16 A but ≤ 11 A	1	748	346	15.338
85365061	Make-and-break switches of a kind used in domestic electrical wiring, voltage ≤ 500 V & rated current carrying capacity < 16 A	4.159	258.311	159.812	8.666.440
85365069	Make-and-break switches of a kind used in domestic electrical wiring, voltage ≤ 500 V & rated current carrying capacity ≥ 16 A but ≤ 20 A	27	3.777	52	6.282
85365095	Change-over switches of a kind used for starting electric motors; fuse switches, voltage ≤ 1,000 V	349	4.106	12.275	109.102
85365096	Electrical apparatus for switching or protecting electrical circuits n.e.c. in subheading 853650, voltage ≤ 1,000 V & current < 16 A, not suitable for use in electric fans & starting motors	85.114	372.972	5.062.109	20.577.496
85365099	Electrical apparatus for switching or protecting electrical circuits n.e.c. in subheading 853650, voltage ≤ 1,000 V & current ≥ 16 A, not suitable for use in electric fans & starting motors	283.423	2.044.166	11.598.296	90.373.001
85366111	Lamp-holders of a kind used for compact lamps or halogen lamps, for a current < 16 A and voltage ≤ 1,000 volts	-	95	-	486
85366119	Lamp-holders of a kind used for compact lamps or halogen lamps, for a current ≥ 16 A and voltage ≤ 1,000 volts	-	9	-	460
85366191	Lamp-holders not used for compact lamps or halogen lamps; for a current < 16 A and voltage ≤ 1,000 volts	-	258	-	18.278
85366199	Lamp-holders not used for compact lamps or halogen lamps; for a current ≥ 16 A and voltage ≤ 1,000 volts	27	4.216	126	77.104
85366910	Telephone plugs, for a voltage ≤ 1,000 volts	-	40.489	-	1.299.143
85366923	Audio/video sockets and cathode ray tube sockets for television or radio receivers, current ≤ 15 A and voltage ≤ 1,000 volts	7	7	1.628	1.628
85366924	Audio/video sockets and cathode ray tube sockets for television or radio receivers, current > 15 A but < 16 A and a voltage ≤ 1,000 volts	-	1	-	15
85366929	Audio/video sockets and cathode ray tube sockets for television or radio receivers, current ≥ 16 A and voltage ≤ 1,000 volts	288	1.449	1.894	61.867

Tabel 3 : Ekspor Indonesia menurut Komoditi (Kode HS 8 digit)

		Agustus 2022			
Kode H S	Uraian golongan barang	Berat bersih (Kg)		Nilai F.O.B. (U S \$)	
		Bulan ini	Kumulatif	Bulan ini	Kumulatif
(1)	(2)	(3)	(4)	(5)	(6)
85366932	Sockets and plugs for co-axial cables and printed circuits, current < 16 A and voltage ≤ 1,000 volts	659	1.560	90.675	304.462
85366939	Sockets and plugs for co-axial cables and printed circuits, current ≥ 16 A and voltage ≤ 1,000 volts	14.645	33.943	514.555	1.539.953
85366992	Plugs and sockets not for telephone or television or radio receivers or co-axial cables and printed circuits; for a current < 16 A and voltage ≤ 1,000 volts	1.159	18.208	17.568	207.845
85366999	Plugs and sockets not for telephone or television or radio receivers or co-axial cables and printed circuits; for a current of ≥ 16 A and voltage ≤ 1,000 volts	96.510	615.684	3.266.211	21.361.083
85367010	Connectors for optical fibres, optical fibre bundles or cables, of ceramics, for a voltage not exceeding 1,000 volts	3.359	28.416	124.419	1.042.703
85367020	Connectors for optical fibres, optical fibre bundles or cables, of copper, for a voltage not exceeding 1,000 volts	-	500	-	224
85367090	Connectors for optical fibres, optical fibre bundles or cables, of other than ceramics or copper, for a voltage not exceeding 1,000 volts	2.165	32.656	346.225	5.870.552
85369012	Connection and contact elements for wires and cables; contact probes for wafer, for a current of less than 16 A and voltage not exceeding 1,000 volts	1.293	3.772	20.902	218.037
85369019	Connection and contact elements for wires and cables; contact probes for wafer, for a current of 16 A or more and voltage not exceeding 1,000 volts	17.027	142.114	758.979	7.473.959
85369022	Junction boxes, for a current of less than 16 A and voltage not exceeding 1,000 volts	-	7	-	797
85369029	Junction boxes, for a current of 16 A or more and voltage not exceeding 1,000 volts	491	48.001	28.471	2.114.944
85369032	Cable connectors consisting of a jack plug, terminal with or without pin, connector, or adaptor for co-axial cable, for a current of less than 16 A and voltage not exceeding 1,000 volts;	22.965	211.810	2.304.899	21.372.740
85369039	Cable connectors consisting of a jack plug, terminal with or without pin, connector, or adaptor for co-axial cable, for a current of 16 A or more and voltage not exceeding 1,000 volts;	275.227	2.141.810	6.454.867	50.978.732
85369040	Battery clamps, of a kind used for motor vehicles of heading 8702, 8703, 8704 or 8711, for a voltage not exceeding 1,000 volts	7	8	463	2.721
85369093	Telephone patch panels, for a current of less than 16 A and voltage not exceeding 1,000 volts	-	12	-	121.496
85369094	Electrical apparatus for making connections to or in electrical circuits not elsewhere clasified in 8536, for a current < 16 A and voltage ≤ 1,000 volts	10.780	62.898	221.108	1.345.477
85369099	Electrical apparatus for making connections to or in electrical circuits not elsewhere spesified in 8536, for a current ≥ 16 A and voltage ≤ 1,000 volts	215.886	1.599.446	9.526.303	73.632.670
85371011	Control panels of a kind suitable for use in distributed control systems, for a voltage ≤ 1,000 V	8.802	75.613	136.621	1.932.461
85371012	Control panels fitted with a programmable processor, for a voltage ≤ 1,000 V	155	441	4.649	28.525
85371013	Control panels oth than a kind of for use in distributed control systems or fitted with programmable processor, suitable for goods of heading 8415, 8418, 8450, 8508, 8509 or 8516, voltage ≤ 1,000 V	3.510	14.675	259.424	909.436
85371019	Switchboards for a voltage ≤ 1,000 V	18.782	275.519	1.307.994	11.678.442
85371020	Distribution boards (including back panels and back planes) for use solely or principally with goods of heading 8471, 8517 or 8525, for a voltage ≤ 1,000 V	108	1.919	74.080	666.678
85371030	Programmable logic controllers for automated machines for transport, handling and storage of dies for semiconductor devices, for a voltage ≤ 1,000 V	5.626	26.683	194.260	909.723

Tabel 3 : Ekspor Indonesia menurut Komoditi (Kode HS 8 digit)

		Agustus 2022			
Kode H S	Uraian golongan barang	Berat bersih (Kg)		Nilai F.O.B. (U S \$)	
		Bulan ini	Kumulatif	Bulan ini	Kumulatif
(1)	(2)	(3)	(4)	(5)	(6)
85371040	Motor controllers with output rating of 24 V to 120 V DC and with ampere rating of 300 A to 500 A, voltage ≤ 1,000 V	927	18.263	34.464	783.790
85371091	Board,panel,console,desk,cabinet oth than switchboard & control panel/distribution board/programmable logic controller/motor controller; used in radio equipment/in electric fan; voltage ≤ 1,000 V	275	16.106	59.512	1.807.121
85371092	Board,panel,console,desk,cabinet oth than switchboard & control panel/distribution board/programmable logic controller/motor controller;suitable use in distribututed control systems;voltage ≤ 1,000 V	1.189	9.010	524.423	4.203.798
85371099	Board,panel,console,desk,cabinet oth than switchboard & control panel/distribution board/programmable logic controller/motor controller not elsewhere clasified in subheading 853710; voltage ≤ 1,000 V	316.743	2.494.362	17.058.158	106.944.847
85372011	Switchboards, incorporating electrical instruments for breaking, connecting or protecting electrical circuits for a voltage 66 kV or more	-	89	-	2.295
85372019	Switchboards; incorporating electrical instruments for breaking, connecting or protecting electrical circuits, for a voltage exceeding 1 kV but less than 66 kV	2	17.486	52	743.170
85372029	Control panels, incorporating electrical instruments for breaking, connecting or protecting electrical circuits for a voltage exceeding 1 kV but less than 66 kV	-	12	-	164
85372090	Boards, panels, consoles, desks, cabinets & other bases, not elsewhere clasified in subheading 853720, for a voltage exceeding 1,000 V	311.548	2.218.129	6.629.254	42.087.522
85381011	Parts of programmable logic controllers for automated machines for transport, handling and storage of dies for semiconductor devices, for a voltage not exceeding 1,000 V	24	41	5	3.926
85381012	Parts of boards, panels, consoles, desks, cabinets and other bases for the goods of heading 8537, not equipped with their apparatus; used in radio equipment, for a voltage not exceeding 1,000 V	-	1	-	12
85381019	Part of board,panel,console,desk,cabinet & oth base for good of head 8537,not equipped w/ their apparatus oth than part of programmable logic controller/a kind used in radio equipment,voltage ≤1,000 V	70.752	126.499	244.956	1.324.746
85381021	Parts of programmable logic controllers for automated machines for transport, handling and storage of dies for semiconductor devices, for a voltage exceeding 1,000 V	2	3	60	1.049
85381029	Parts of board,panel,console,desk,cabinet&oth base for good of head 8537,not equipped w/ their apparatus oth than part of programmable logic controller/a kind used in radio equipment,voltage > 1,000 V	1.165	4.775	222.351	769.917
85389011	Parts suitable for use solely or principally with goods of HS. 85366910, 85369012 or 85369019; voltage ≤ 1,000 V	953	14.522	110.886	937.461
85389012	Parts suitable for use solely or principally with goods of HS. 85365051, 85365059, 85366932 or 85366939; voltage ≤ 1,000 V	51.687	321.369	1.645.513	9.611.036
85389013	Parts suitable for use solely or principally with goods of HS. 85371020; voltage ≤ 1,000 V	20.770	189.389	2.844.210	23.115.815
85389019	Parts suitable use solely/principally w/ apparatus of subhead 8535, 8536 or 8537; oth than HS. 85366910, 85369012, 85369019, 85365051, 85365059, 85366932, 85366939, or 85371020; voltage ≤ 1,000 V	80.902	672.579	5.127.927	42.899.872
85389020	Parts suitable for use solely or principally with the apparatus of subheading 8535, 8536 or 8537 equipped with their apparatus, voltage > 1,000 V	18.532	215.443	518.519	4.231.529
85391010	Sealed beam lamp units; for motor vehicles of Chapter 87	3.610	25.675	71.660	488.325
85391090	Sealed beam lamp units; other than for motor vehicles of Chapter 87	1.515	7.199	58.210	273.391
85392120	Tungsten halogen; of a kind used in medical equipment	249	5.713	7.660	45.159

Tabel 3 : Ekspor Indonesia menurut Komoditi (Kode HS 8 digit)

Agustus 2022

Kode H S	Uraian golongan barang	Berat bersih (Kg)		Nilai F.O.B. (U S \$)	
		Bulan ini	Kumulatif	Bulan ini	Kumulatif
		(1)	(2)	(3)	(4)
85392130	Tungsten halogen; of a kind used for motor vehicles	63	1.180	124	58.246
85392140	Reflector lamp bulbs of tungsten halogen, not used in medical equipment or motor vehicles	11	1.400	52	19.147
85392190	Tungsten halogen other than reflector lamp bulbs tungsten halogen or of a kind used in medical equipment or motor vehicles	148	601	1.051	7.463
85392220	Filament lamps, excluding sealed beam units or ultra-violet or infra-red lamps or tungsten halogen, used in medical equipment; power ≤ 200 W and voltage > 100 V	-	1	-	45
85392231	Reflector lamp bulbs excluding reflector lamp bulbs of tungsten halogen, of a kind used in decorative illumination, power ≤ 60 W and voltage > 100 V	-	558	-	17.393
85392232	Reflector lamp bulbs excluding reflector lamp bulbs of tungsten halogen, of a kind used in decorative illumination, power > 60 W but ≤ 200 W and voltage > 100 V	-	101	-	965
85392233	Reflector lamp bulbs excluding reflector lamp bulbs of tungsten halogen, for domestic lighting, power ≤ 200 W and voltage >100 V	11.356	56.643	159.433	859.943
85392239	Reflector lamp bulbs excluding reflector lamp bulbs of tungsten halogen, not used in decorative illumination or domestic lighting, power ≤ 200 W and voltage >100 V	47	21.125	405	36.484
85392291	Filament lamps, excluding sealed beam unit, ultra-violet/infra-red lamps, tungsten halogen, and reflector lamp bulbs, used in decorative illumination, power ≤ 60 W & voltage > 100 V	10	28	30	40
85392293	Filament lamps, excluding sealed beam unit, ultra-violet/infra-red lamps, tungsten halogen, and reflector lamp bulbs, for domestic lighting, power ≤ 200 W & voltage > 100 V	452	1.312	10.726	26.758
85392299	Filament lamps, exclud sealed beam unit, ultra-violet/infra-red lamp, tungsten halogen & reflector lamp bulb, not used for domestic lighting & decorative illumination, power >60 W but ≤200 W & >100 V	71	1.032	522	41.519
85392910	Filament lamps, excluding sealed beam units, ultra-violet/infra-red lamps, and tungsten halogen, used in medical equipment; power > 200 W and voltage ≤ 100 V	-	55	-	758
85392920	Filament lamps, excluding sealed beam units, ultra-violet/infra-red lamps, and tungsten halogen, used for motor vehicles; power > 200 W and voltage ≤ 100 V	18.281	97.338	90.543	940.696
85392930	Reflector lamp bulbs, excluding sealed beam units, ultra-violet/infra-red lamps, and tungsten halogen, not used in medical equipment or motor vehicles; power > 200 W and voltage ≤ 100 V	1.266	4.492	1.334	22.772
85392941	Flashlight bulbs; miniature indicator bulbs, rated up to 225 V, of a kind suitable for medical equipment,	10	199	5.720	13.761
85392949	Flashlight bulbs; miniature indicator bulbs, rated up to 225 V, of a kind not suitable for medical equipment,	-	4.383	-	179.216
85392950	Filament lamps, exclud sealed beam units, ultra-violet/infra-red lamps, or tungsten halogen or flashlight bulbs; miniature indicator bulbs; capacity > 200 W but ≤ 300 W and voltage > 100 V but ≤ 225 V	1	261	253	2.053
85392960	Filament lamps, exclud sealed beam units, ultra-violet/infra-red lamps, or tungsten halogen or flashlight bulbs; miniature indicator bulbs; capacity ≤ 200 W and voltage ≤ 100 V	264	1.361	1.887	12.436
85392990	Filament lamps, exclud sealed beam units, ultra-violet/infra-red lamps, or tungsten halogen or flashlight bulbs; miniature indicator bulbs, capacity > 300 W	304	4.288	4.393	63.950
85393120	Discharge lamps, other than UV lamps, straight tubes for other fluorescent lamps; fluorescent hot cathode	26	735	126	3.130
85393130	Discharge lamps, other than UV lamps, Compact hot cathode fluorescent lamps with built-in ballast	23	452	402	4.293
85393190	Discharge lamps, oth than UV lamps; fluorescent hot cathode; not elsewhere classified in subheading 853931	68	45.850	52	143.229

Tabel 3 : Ekspor Indonesia menurut Komoditi (Kode HS 8 digit)

Agustus 2022

Kode H S	Uraian golongan barang	Berat bersih (Kg)		Nilai F.O.B. (U S \$)	
		Bulan ini	Kumulatif	Bulan ini	Kumulatif
(1)	(2)	(3)	(4)	(5)	(6)
85393200	Mercury or sodium vapour lamps; metal halide lamps	-	506	-	19.792
85393910	Discharge lamps, other than UV lamps; tubes for compact fluorescent lamps, other than fluorescent, hot cathode or mercury or sodium vapour lamps; metal halide lamps	-	429	-	233.923
85393920	Discharge lamps, other than UV lamps; cold cathode fluorescent lamps (CCFLs) for backlighting of flat panel displays	-	96	-	60
85393990	Discharge lamps, other than UV lamps; fluorescent, cold cathode; not elsewhere classified in 853939	1.415	11.342	56.619	1.875.154
85394100	Arc-lamps	5.765	44.487	3.598.172	25.343.329
85394900	Ultra-violet or infra-red lamps	1.697	34.684	40.548	399.817
85395100	Light-emitting diode (LED) modules	36	2.419	452	62.392
85395210	Light-emitting diode (LED) lamps, equipped with screw bases	245	246	3.983	3.986
85395290	Light-emitting diode (LED) lamps, not equipped with screw bases	749	38.963	69.943	842.857
85399010	Parts of aluminium end caps for fluorescent lamps; aluminium screw caps for incandescent lamps	-	433	-	12.659
85399020	Parts of electric filament or discharge lamps, oth than aluminium end caps for fluorescent lamps; aluminium screw caps for incandescent lamps; suitable for lamps of motor vehicles	130	8.849	845	101.947
85399090	Parts of electric filament/discharge lamps oth than aluminium end caps for fluorescent lamps; aluminium screw caps for incandescent lamps; not suitable for motor vehicles lamps/of subhead 85395100,	1.000	6.871	18.289	367.133
85404090	Data/graphic display tubes, monochrome	0	38	1	964
85407100	Magnetrons	1	19	230	942
85407900	Microwave tubes other than magnetrons(for example, klystrons, travelling wave tubes, carcinotrons), excluding grid-controlled tubes	-	41	-	12.265
85408100	Receiver or amplifier valves and tubes	2	179	32	1.468
85408900	Thermionic, cold cathode or photo-cathode valves and tubes not elsewhere classified in 8540	-	11	-	10.462
85409900	Part of thermionic, cold cathode or photo-cathode valves and tubes other than cathode-ray tubes	1.099	1.297	62.510	71.199
85411000	Diodes, other than photosensitive or light-emitting diodes (LED)	15.269	40.116	1.532.051	12.173.826
85412100	Transistors, other than photosensitive transistors with a dissipation rate of less than 1 W	1.292	14.535	103.517	1.038.198
85412900	Transistors, other than photosensitive transistors without a dissipation rate of less than 1 W	1.960	23.660	741.797	5.182.626
85413000	Thyristors, diacs and triacs, other than photosensitive devices	60	413	5.297	90.878
85414100	Light-emitting diodes (LED), whether or not assembled with other light-emitting diodes (LED)	5.617	54.532	2.266.028	20.411.063
85414200	Photovoltaic cells not assembled in modules or made up into panels	-	29.482	-	1.609.123
85414300	Photovoltaic cells assembled in modules or made up into panels	4.116.849	14.954.662	28.238.929	84.732.921
85414900	Photosensitive semiconductor devices, other than LED and photovoltaic cells whether or not assembled in modules or made up into panels	28.115	400.511	1.612.528	13.442.573
85415900	Semiconductor devices other than semiconductor-based transducers	327	3.227	1.865.652	16.978.905
85416000	Mounted piezo-electric crystals	2.864	21.592	5.275.253	36.432.812
85419000	Part of semiconductor devices or photosensitive semiconductor devices or light-emitting diodes (LED) or mounted piezo-electric crystals	183	2.583	143.611	1.284.455
85423100	Electronic integrated circuits: processors and controllers, whether or not combined with memories, converters, logic circuits, amplifiers, clock and timing circuits, or other circuits	36.395	388.439	11.410.714	91.670.743

Tabel 3 : Ekspor Indonesia menurut Komoditi (Kode HS 8 digit)

Agustus 2022

Kode H S	Uraian golongan barang	Berat bersih (Kg)		Nilai F.O.B. (U S \$)	
		Bulan ini	Kumulatif	Bulan ini	Kumulatif
(1)	(2)	(3)	(4)	(5)	(6)
85423200	Electronic integrated circuits: memories	494	7.466	1.529.105	15.371.932
85423300	Electronic integrated circuits: amplifiers	1.057	12.516	303.582	3.972.020
85423900	Electronic integrated circuits other than processors and controllers or memories or amplifiers	74.850	486.050	25.357.392	168.248.776
85429000	Part of electronic integrated circuits	53.830	377.533	4.128.212	36.345.087
85431000	Electrical machines and apparatus, having individual functions, particle accelerators	-	80	-	93.656
85432000	Electrical machines and apparatus, having individual functions, signal generators	99	504	32.933	109.554
85433099	Machines and apparatus for electroplating, electrolysis or electrophoresis, not elsewhere classified in subheading 854330	-	8.327	-	342.733
85434000	Electronic cigarettes and similar personal electric vaporising devices	7	292	161	6.529
85437010	Electric fence energisers	7	221	243	66.383
85437021	Cordless infrared remote control devices for video game consoles, other than game controllers of heading 9504	291.730	1.461.824	12.797.717	64.088.575
85437029	Remote control apparatus, other than radio remote control apparatus; other than cordless infrared remote control devices for video game consoles, excluding game controllers of heading 9504	3.012	1.056.861	256.562	46.445.489
85437030	Electrical machines and apparatus with translation or dictionary functions	126	352	2.980	28.222
85437040	Equipment for removal of dust particles/elimination of electrostatic charge during the manufacture of PCB/PWB/PCBA; machine for curing material by ultra-violet light for the manufacture of PCB/PWB/PCBA	39	633	2.820	39.523
85437050	Microwave amplifiers; digital flight-data recorders; portable battery operated electronic reader for recording and reproducing text, still image or audio file	-	1	-	892
85437060	Digital signal processing apparatus capable of connect to a wired/wireless network for the mixing of sound; articles specifically designed for connect to telegraphic or telephonic apparatus/networks	122	172	1.042	2.191
85437090	Electrical machines and apparatus, having individual functions, not specified or included elsewhere in subheading 8543	691.381	3.867.301	288.456.766	1.343.350.090
85439010	Parts of goods of subheading 854310 or 854320	3	16	79	1.172
85439040	Parts of goods of subheading 85437040	10	12	40	323
85439090	Parts of electrical machines and apparatus, having individual functions other than of goods of subheading 854310 or 854320, 85433020, 85437030, and 85437040	56.734	476.393	8.302.884	76.389.058
85441120	Winding wire of copper with an outer coating or covering of paper, textiles or poly(vinyl chloride)	2.005.268	13.870.273	17.059.265	123.785.953
85441130	Winding wire of copper with an outer coating of lacquer	1.339	6.352	87.588	369.042
85441140	Winding wire of copper with an outer coating of enamel	151.205	2.596.001	1.490.057	30.006.052
85441190	Winding wire of copper without an outer coating or covering of paper, textiles or PVC, lacquer, and enamel	11.718	103.328	143.251	1.483.481
85441900	Winding wire of other than copper	48.882	290.395	1.643.280	16.539.480
85442011	Insulated cable fitted with rubber or plastics, for a voltage not exceeding 66 kV	783	44.132	35.305	567.571
85442019	Insulated cable fitted other than with rubber or plastics, for a voltage not exceeding 66 kV	132.765	899.844	1.405.634	10.093.465
85442021	Insulated cable not fitted with rubber or plastics, for a voltage not exceeding 66 kV	266	7.006	14.032	225.390
85442029	Insulated cable not fitted other than with rubber or plastics, for a voltage not exceeding 66 kV	11.025	64.865	167.595	1.277.095
85442031	Insulated cable fitted with rubber or plastics, for a voltage exceeding 66 kV	-	739	-	36.753
85442039	Insulated cable fitted other than with rubber or plastics, for a voltage exceeding 66 kV	154	3.677	8.945	100.575

Tabel 3 : Ekspor Indonesia menurut Komoditi (Kode HS 8 digit)

		Agustus 2022			
Kode H S	Uraian golongan barang	Berat bersih (Kg)		Nilai F.O.B. (U S \$)	
		Bulan ini	Kumulatif	Bulan ini	Kumulatif
(1)	(2)	(3)	(4)	(5)	(6)
85442049	Insulated cable not fitted other than with rubber or plastics, for a voltage exceeding 66 kV	492	10.682	5.242	135.500
85443012	Wiring harnesses for motor vehicles, insulated with rubber or plastics, of a kind used for vehicles of heading 8702, 8703, 8704 or 8711	1.319.927	9.776.127	27.007.610	206.824.760
85443013	Wiring harnesses for motor vehicles, insulated with rubber or plastics, of a kind not used for vehicles of heading 8702, 8703, 8704 or 8711	662.660	3.732.925	18.854.561	106.920.022
85443014	Wiring harnesses for motor vehicles, insulated other than with rubber or plastics, of a kind used for vehicles of heading 8702, 8703, 8704 or 8711	1.682	6.423	26.557	107.029
85443019	Wiring harnesses for motor vehicles, insulated other than with rubber or plastics, of a kind used not for vehicles of heading 8702, 8703, 8704 or 8711	1.321.328	10.836.901	29.837.494	253.417.985
85443091	Ignition wiring sets and other wiring sets of a kind used in vehicles other than motor vehicles, aircraft, ships; insulated with rubber or plastics	27	50.792	21.935	517.573
85443099	Ignition wiring sets and other wiring sets of a kind used in vehicles other than motor vehicles, aircraft, ships; insulated not with rubber or plastics	27.648	70.712	255.799	2.562.336
85444211	Submarine telephone cables; submarine telegraph cables; submarine radio relay cables, fitted with connectors, for a voltage ≤ 80 V	16	10.027	754	46.696
85444213	Electric conductors insulated with rubber, plastics or paper; fitted with connectors, used for telecommunications, voltage ≤ 80 V, other than submarine telephone/telegraph/radio relay cables	22.670	223.096	832.765	7.142.776
85444219	Electric conductors, fitted with connectors, used for telecommunications, voltage ≤ 80 V; not insulated with rubber, plastics or paper; other than submarine telephone/telegraph/radio relay cables	89.255	964.034	3.120.002	27.038.176
85444221	Submarine telephone cables; submarine telegraph cables; submarine radio relay cables, fitted with connectors, voltage > 80 V but ≤ 1,000 V	-	7	-	22
85444223	Electric conductors insulated with rubber, plastics/paper; fitted with connectors, used for telecommunications, voltage > 80 V but ≤ 1,000 V, oth than submarine telephone/telegraph/radio relay cables	1.120	10.065	381.778	2.745.099
85444229	Electric conductors, fitted with connector, used for telecommunication, voltage >80 V but ≤1,000 V; not insulated with rubber/plastics/paper; oth than submarine telephone/telegraph/radio relay cables	48.212	560.957	667.574	7.846.743
85444232	Battery cables, fitted with connectors, isulated with rubber or platics, for vehicles of heading 8702, 8703, 8704 or 8711; voltage ≤ 1,000 V	3	25	38	4.388
85444233	Battery cables, fitted with connectors, isulated with rubber or platics, other than for vehicles heading 8702, 8703, 8704 or 8711; voltage ≤ 1,000 V	200	1.108	57.948	96.577
85444239	Battery cables, fitted with connectors, not isulated with rubber or platics, for vehicles other than heading 8702, 8703, 8704 or 8711; voltage ≤ 1,000 V	5	137	225	12.607
85444291	Flat data cables having two lines or more, fitted with connectors, insulated with rubber, plastics or paper; voltage ≤ 1,000 V	-	154.433	-	1.047.098
85444292	Flat data cables having two lines or more, fitted with connectors, not insulated with rubber, plastics or paper; voltage ≤ 1,000 V	-	15	-	15
85444294	Electric cables insulated with plastics, of which each core having diameter ≤ 5 mm; fitted with connectors, voltage ≤ 1,000 V	10.797	103.011	126.603	1.467.215

Tabel 3 : Ekspor Indonesia menurut Komoditi (Kode HS 8 digit)

		Agustus 2022			
Kode H S	Uraian golongan barang	Berat bersih (Kg)		Nilai F.O.B. (U S \$)	
		Bulan ini	Kumulatif	Bulan ini	Kumulatif
(1)	(2)	(3)	(4)	(5)	(6)
85444295	Electric cables insulated with plastics, of which each core having diameter > 5 mm but ≤ 195 mm; fitted with connectors, voltage ≤ 1,000 V	1.182	7.190	24.367	234.835
85444296	Electric cables insulated with plastics > 195 mm, fitted with connectors; voltage ≤ 1,000 V; other than battery cables, not for communications	8.288	101.209	218.924	2.183.232
85444297	Electric cables insulated with rubber or paper, fitted with connectors; voltage ≤ 1,000 V; other than battery cables, not for communications	88.485	1.653.350	1.008.282	18.140.691
85444299	Electric conductors, fitted with connectors; voltage ≤ 1,000 V; not used for telecommunications other than battery cables	449.822	2.885.141	10.236.599	64.578.341
85444911	Submarine telephone cables; submarine telegraph cables; submarine radio relay cables, not fitted with connectors, for a voltage ≤ 80 V	-	20	-	34
85444913	Electric conductors insulated with rubber, plastics or paper; not fitted with connectors, used for telecommunications, voltage ≤ 80 V, other than submarine telephone/telegraph/radio relay cables;	20	132	858	6.006
85444919	Electric conductors, not fitted with connectors, used for telecommunications, voltage ≤ 80 V; insulated not with rubber/ plastics/paper; other than submarine telephone/telegraph/radio relay cables	921	10.159	63.430	321.784
85444921	Shielded wire of a kind used in the manufacture of automotive wiring harnesses, not fitted with connectors, voltage ≤ 80 V	60.317	765.566	1.382.448	12.749.047
85444922	Electric cables insulated with plastics, each core having D ≤ 195 mm, not fitted with connectors, voltage ≤ 80 V, not used for telecommunications oth than manufacture automotive wiring harnesses	7.221	240.772	19.345	3.210.938
85444923	Electric cables insulated with plastics, each core having D > 195 mm, not fitted with connectors, voltage ≤ 80 V, not used for telecommunications oth than manufacture automotive wiring harnesses	427	607	17.786	20.541
85444924	Electric conductors other than electric cables, insulated with rubber, plastics or paper, not fitted with connectors, not used for telecommunications, voltage ≤ 80 V	1	1	31	31
85444929	Electric conductors other than electric cables, insulated not with rubber, plastics or paper, not fitted with connectors, not used for telecommunications, voltage ≤ 80 V	11.767	143.029	130.615	1.577.625
85444932	Electric conductors insulated with plastics, not fitted with connectors, used for telecommunications, voltage > 80 V but ≤ 1,000 V, oth than submarine telephone/telegraph/radio relay cables	-	21	-	1.571
85444939	Electric conductors, not fitted w/ connector, used for telecommunication, voltage > 80 V but ≤ 1,000 V; not insulated w/ rubber/plastics/paper, oth than submarine telephone/telegraph/radio relay cable	1.629.266	12.668.351	13.205.649	110.550.087
85444941	Cables insulated with plastics, not used for telecommunications, not fitted with connectors, voltage > 80 V but ≤ 1,000 V	173.554	1.377.972	1.376.715	11.153.012
85444942	Cables insulated with rubber, plastics or paper, not fitted with connectors, use for telecommunications, voltage > 80 V but ≤ 1,000 V; other than cables insulated with plastics	30.613	268.274	245.489	1.945.086
85444949	Electric conductors, not fitted w/ connectors, not use for telecommunication, voltage > 80 V but ≤ 1,000 V, oth than cables insulated with plastics, rubber, plastics/paper	114.784	641.587	1.012.825	5.123.766
85446011	Cables insulated with plastics, of which each core having diameter of less than 227 mm, voltage > 1 kV but ≤ 36 kV	-	1.262	-	9.889
85446019	Electronics conductors other than cables insulated with rubber, plastics or paper, voltage exceeding 1 kV but not exceeding 36 kV	232.586	2.209.374	1.614.198	17.363.684

Tabel 3 : Ekspor Indonesia menurut Komoditi (Kode HS 8 digit)

		Agustus 2022			
Kode H S	Uraian golongan barang	Berat bersih (Kg)		Nilai F.O.B. (U S \$)	
		Bulan ini	Kumulatif	Bulan ini	Kumulatif
(1)	(2)	(3)	(4)	(5)	(6)
85446021	Cables insulated with plastics, of which each core having diameter < 227 mm, voltage > 36 kV but ≤ 66 kV	-	15	-	2
85446029	Electronics conductors other than cables insulated with rubber, plastics or paper, voltage > 36 kV but ≤ 66 kV	-	28.238	-	192.055
85446031	Electronics conductors insulated with rubber, plastics or paper, voltage exceeding 66 kV	-	7	-	228
85446039	Electronics conductors not insulated with rubber, plastics or paper, voltage exceeding 66 kV	116.586	415.942	650.340	2.515.398
85447010	Submarine telephone cables; submarine telegraph cables; submarine radio relay cables	62	135.534	29.000	747.885
85447090	Optical fibre cables other than submarine telephone cables; submarine telegraph cables; submarine radio relay cables	121.908	1.088.962	2.718.867	15.019.279
85451100	Carbon electrodes with or without metal, of a kind used for furnaces	25.310	85.665	30.262	148.251
85451900	Carbon electrodes with or without metal, of a kind used for electrical purpose other than furnaces	141.940	1.148.984	273.548	2.177.298
85452000	Carbon brushes with or without metal, of a kind used for electrical purposes	4	208	1.268	14.709
85459000	Lamp carbons, battery carbons and other articles of graphite or other carbon, with or without metal, of a kind used for electrical purposes	44.421	241.054	909.447	4.414.309
85461000	Electrical insulators of glass	-	9.890	-	18.308
85462010	Transformer bushings and circuit breaker insulators of ceramics	44	240	10.253	203.642
85462090	Electrical insulators other than transformer bushings and circuit breaker insulators of ceramics	-	24.135	-	31.568
85469000	Electrical insulators of any material other than of glass or of ceramics	18.756	199.559	157.373	1.534.791
85471000	Insulating fittings for electrical machines, of ceramics, other than insulators of heading 8546	-	108	-	1.282
85472000	Insulating fittings for electrical machines, of plastics, other than insulators of heading 8546	1.776	32.471	85.487	997.305
85479090	Appliances/equipment, being fittings wholly of insulating material apart from any minor components of metal, incorporated during moulding solely for assembly, other than insulators of heading 8546	413	15.664	17.230	238.448
85480000	Electrical parts of machinery or apparatus, not specified or included elsewhere in this Chapter	78	156.666	820.159	3.768.646
85491119	Lead acid scrap storage batteries, drained or undrained; not used in aircraft, other than subheading 85071092, 85071095, 85072094 or 85072095	-	31	-	265
85491130	Waste and scrap of lead-acid accumulators containing mainly copper	-	15.060	-	23.888
85491910	Electrical and electronic waste and scrap of primary cells and primary batteries, other than classified in subheading 854911-854914	361	2.155	310	3.046
85491990	Spent primary cells, spent primary batteries and spent electric accumulators, other than classified in subheading 854911-854914	-	11.996	-	50.053
85492100	Electrical&electronic waste&scrap,used for recovery of precious metal,have primary cells/batteri,electric accumulator,mercury-switch,glass from CRT/electronic part have cadmium,mercury, lead/PCBs	-	24	-	53
85492900	Electrical&electronic waste&scrap,used for recovery of precious metal,not have primary cells/batteri,electric accumulator,mercury-switch,glass from CRT/electronic part have cadmium,mercury, lead/PCBs	28.663	236.402	441.800	3.880.804
85499900	Electrical and electronic waste and scrap, not elsewhere clasified in heading 8549	25.696	50.290	20.961	230.343
86039000	Self-propelled railway or tramway coaches, vans and trucks, other than those of heading 8604; powered from an internal source of electricity	-	24	-	720

Tabel 3 : Ekspor Indonesia menurut Komoditi (Kode HS 8 digit)

Agustus 2022

Kode H S	Uraian golongan barang	Berat bersih (Kg)		Nilai F.O.B. (U S \$)	
		Bulan ini	Kumulatif	Bulan ini	Kumulatif
(1)	(2)	(3)	(4)	(5)	(6)
86050000	Railway or tramway passenger coaches, not self-propelled; luggage vans, post office coaches and other special purpose railway or tramway coaches, not self-propelled (excluding those of heading 8604)	-	10	-	2
86061000	Tank wagons and the like, not self-propelled	-	5.383	-	1.859
86071900	Axles and wheels, including parts thereof and parts of bogies or bissel bogies	160.781	1.051.487	288.531	1.973.388
86072100	Air brakes and parts thereof	-	171	-	8.159
86073000	Hooks and other coupling devices, buffers, and parts thereof	4	20	290	1.000
86079100	Parts of railway or tramway of locomotives, other than bogies, bissel-bogies, axles and wheels, brakes, and parts thereof	-	82	-	2.159
86079900	Parts of railway or tramway of rolling-stock, other than bogies, bissel-bogies, axles and wheels, brakes, and parts thereof	24.843	165.387	619.220	3.798.785
86080020	Electro-mechanical signalling, safety or traffic control equipment for railways, tramways, roads, inland waterways, parking facilities, port installations or airfields	-	1.385	-	11.449
86080090	Non electro-mechanical signalling, safety or traffic control equipment for railways, tramways, roads, inland waterways, parking facilities, port installations or airfields	1.728	2.746	55.434	65.036
86090010	Containers of base metal (including containers for the transport of fluids) specially designed and equipped for carriage by one or more modes of transport	1.347.972	11.060.866	590.567	5.995.533
86090090	Containers of non-base metal (including containers for the transport of fluids) specially designed and equipped for carriage by one or more modes of transport	68.566	566.961	227.720	2.920.692
87011011	Single axle tractors for agricultural use; of a power ≤ 225 kW, whether or not electrically operated	-	183.713	-	3.121.580
87011019	Single axle tractors not for agricultural use; of a power ≤ 225 kW, whether or not electrically operated	1.200	1.470	3.000	4.060
87011099	Single axle tractors not for agricultural use; of a power > 225 kW, whether or not electrically operated	-	545	-	2.118
87012990	Tractors (other than tractors of heading 8709) not elsewhere specified in 8701, not CKD	-	78	-	3.208
87019110	Agricultural tractors, of an engine power not exceeding 18 kW	44.685	65.595	507.878	556.759
87019210	Agricultural tractors, of an engine power exceeding 18 kW but not exceeding 37 kW	1.181.945	6.863.796	11.811.948	68.018.384
87019310	Agricultural tractors, of an engine power exceeding 37 kW but not exceeding 75 kW	179.585	1.531.045	1.780.398	15.012.103
87019510	Agricultural tractors, of an engine power exceeding 130 kW	1.245	4.186	4.707	23.031
87019590	Tractors for oth than agricultural, of an engine power exceeding 130 kW	10	10	30	30
87021010	Motor cars (including stretch limousines), for the transport of ≥ 10 persons, including driver, with only engine (diesel or semi-diesel); CKD	-	3.900	-	25.900
87021041	Motor coaches, buses or minibuses, of a gvw ≥ 6 t but ≤ 18 t, for the transport of ≥ 10 persons, including driver, with only engine (diesel or semi-diesel); CKD	29.000	29.000	158.143	158.143
87021060	Motor cars (including stretch limousines), for the transport of ≥ 10 persons, including driver; with only engine (diesel or semi-diesel); not CKD	-	1.077.188	-	13.520.235
87021079	Motor coaches, buses or minibuses, for the transport ≥ 30 persons, specially design use in airports, of a gvw of > 18 t but ≤ 24 t, with only engine (diesel or semi-diesel); not CKD	-	5	-	25
87021099	Vans, for the transport of >10 persons, including driver; of a gvw ≤ 24 t, with only engine (diesel or semi-diesel); not CKD	-	9.500	-	40.500
87022031	Motor coaches, buses or minibuses, for the transport of ≥ 10 persons but < 30 persons, of a gvw of ≥ 6 t but ≤ 18 t, hybrid electric and engine (diesel or semi-diesel) for propulsion, CKD	-	12.630	-	68.000

Tabel 3 : Ekspor Indonesia menurut Komoditi (Kode HS 8 digit)

		Agustus 2022			
Kode H S	Uraian golongan barang	Berat bersih (Kg)		Nilai F.O.B. (U S \$)	
		Bulan ini	Kumulatif	Bulan ini	Kumulatif
(1)	(2)	(3)	(4)	(5)	(6)
87031010	Golf cars (including golf buggies) and similar vehicles	-	465	-	5.423
87031090	Vehicles specially designed for travelling on snow	-	65.190	-	287.360
87032159	Motor cars (incl station wagon & sports car, but excl van, sedan, motor-homes, ambulance, ATV, Go-kart), not 4 WD, w/ only spark-ignition internal combustion piston engine, cylinder capacity ≤ 1,000 cc, not CKD	3.714.050	31.815.970	30.658.990	288.923.932
87032191	Three-wheeled vehicles, with only spark-ignition internal combustion piston engine, of a cylinder capacity ≤ 1,000 cc, not CKD	372.960	1.849.260	2.216.294	10.840.973
87032199	Vans, with only spark-ignition internal combustion piston engine, of a cylinder capacity ≤ 1,000 cc, not CKD	-	1.106.670	-	6.119.562
87032217	Sedan, with only spark-ignition internal combustion piston engine, of a cylinder capacity > 1,000 cc but ≤ 1,500 cc, CKD	975	2.275	11.598	17.598
87032221	Motor cars (including station wagons and sports cars, not including vans), f 4 WD, with only spark-ignition internal combustion piston engine, of a cylinder capacity > 1,000 cc but ≤ 1,500 cc, CKD	-	1.462	-	7.000
87032229	Motor cars (including station wagons and sports cars, not including vans), of 4 WD, with only spark-ignition internal combustion piston engine, of a cylinder capacity > 1,000 cc but ≤ 1,500 cc, CKD	447.915	8.244.496	4.070.344	57.679.382
87032230	Vans, with only spark-ignition internal combustion piston engine, of a cylinder capacity > 1,000 cc but ≤ 1,500 cc, CKD	1.740	3.440	25.269	45.063
87032247	Sedan, with only spark-ignition internal combustion piston engine, of a cylinder capacity > 1,000 cc but ≤ 1,500 cc, not CKD	-	4.507.195	-	36.623.390
87032259	Motor cars (including station wagons and sports cars, not incl vans), of 4 WD, with only spark-ignition internal combustion piston engine, of a cylinder capacity > 1,000 cc but ≤ 1,500 cc, not CKD	20.548.479	139.807.713	198.582.486	1.296.134.292
87032290	Vans, with only spark-ignition internal combustion piston engine, of a cylinder capacity > 1,000 cc but ≤ 1,500 cc, not CKD	1.247.200	11.936.310	12.660.384	118.628.734
87032321	Sedan, with only spark-ignition internal combustion piston engine, of a cylinder capacity > 1,500 cc but ≤ 1,800 cc, CKD	1.700	17.700	18.000	168.080
87032323	Sedan, with only spark-ignition internal combustion piston engine, of a cylinder capacity > 2,000 cc but ≤ 2,500 cc, CKD	-	5.110	-	38.562
87032324	Sedan, with only spark-ignition internal combustion piston engine, of a cylinder capacity > 2,500 cc, CKD	-	1.538	-	16.304
87032333	Motor cars (incl station wagons and sports cars, not incl vans), of 4WD, with only spark-ignition internal combustion piston engine, of a cylinder capacity > 2,000 cc but ≤ 2,500 cc, CKD	-	3.000	-	42.210
87032335	Motor cars (incl station wagons and sports cars, not incl vans), not 4WD, with only spark-ignition internal combustion piston engine, of a cylinder capacity > 1,500 cc but ≤ 2,000 cc; CKD	4.015	38.936	18.463	176.730
87032336	Motor cars (incl station wagons and sports cars, not incl vans), not 4WD, with only spark-ignition internal combustion piston engine, of a cylinder capacity > 2,000 cc; CKD	-	11.730	-	20.368
87032342	Vans, with only spark-ignition internal combustion piston engine, of a cylinder capacity > 2,000 cc; CKD	-	7.000	-	14.300
87032358	Sedan, with only spark-ignition internal combustion piston engine, of a cylinder capacity > 2,500 cc; not CKD	-	1.276	-	4.500
87032362	Motor cars (incl station wagons and sports cars, not incl vans), of 4WD, with only spark-ignition internal combustion piston engine, of a cylinder capacity > 1,800 cc but ≤ 2,000 cc; not CKD	-	2.000	-	24.880
87032363	Motor cars (incl station wagons and sports cars, not incl vans), of 4WD, with only spark-ignition internal combustion piston engine, of a cylinder capacity > 2,000 cc but ≤ 2,500 cc; not CKD	-	4.250	-	83.729

Tabel 3 : Ekspor Indonesia menurut Komoditi (Kode HS 8 digit)

		Agustus 2022			
Kode H S	Uraian golongan barang	Berat bersih (Kg)		Nilai F.O.B. (U S \$)	
		Bulan ini	Kumulatif	Bulan ini	Kumulatif
(1)	(2)	(3)	(4)	(5)	(6)
87032364	Motor cars (incl station wagons and sports cars, not incl vans), of 4WD, with only spark-ignition internal combustion piston engine, of a cylinder capacity > 2,500 cc; not CKD	5.153	6.653	135.681	169.631
87032365	Motor cars (incl station wagons and sports cars, not incl vans), not 4 WD, with only spark-ignition internal combustion piston engine, of a cylinder capacity > 1,500 cc but ≤ 1,800 cc; not CKD	20.134.272	98.303.860	191.331.844	905.635.531
87032366	Motor cars (incl station wagons and sports cars, not incl vans), not 4 WD, with only spark-ignition internal combustion piston engine, of a cylinder capacity > 1,800 cc but ≤ 2,000 cc; not CKD	4.995	55.739	147.584	2.000.031
87032367	Motor cars (incl station wagons and sports cars, not incl vans), not 4 WD, with only spark-ignition internal combustion piston engine, of a cylinder capacity > 2,000 cc but ≤ 2,500 cc; not CKD	747.945	3.419.281	7.260.465	32.825.021
87032368	Motor cars (incl station wagons and sports cars, not incl vans), not 4 WD, with only spark-ignition internal combustion piston engine, of a cylinder capacity > 2,500 cc , not CKD	6.748.170	55.527.885	78.094.209	625.316.011
87032371	Vans, with only spark-ignition internal combustion piston engine, of a cylinder capacity > 1,500 cc but ≤ 1,800 cc; not CKD	-	6.750	-	15.000
87032415	Sedan, with only spark-ignition internal combustion piston engine, of a cylinder capacity > 3,000 cc; CKD	-	6.820	-	50.537
87032449	Sedan, not of 4 WD, with only spark-ignition internal combustion piston engine, of a cylinder capacity > 3,000 cc; CKD	-	4.335	-	307.527
87032459	Motor cars (including station wagons and sports cars, but not including vans), of not 4 WD, with only spark-ignition internal combustion piston engine, cylinder capacity >3,000 cc; CKD	-	16.260	-	118.080
87033129	Motor cars (including station wagons and sports cars, but not including vans), of not 4 WD, with only engine (diesel or semi-diesel), cylinder capacity ≤ 1,500 cc; CKD	-	8.150	-	64.139
87033232	Motor cars (including station wagons and sports cars, but not including vans), of 4 WD, with only engine (diesel or semi-diesel), cylinder capacity >1,800 cc but ≤ 2,000 cc; CKD	-	3.300	-	15.000
87033371	Motor cars (incl station wagons and sports cars, but not incl vans), of 4 WD, with only engine (diesel or semi-diesel), of a cylinder capacity > 2,500 cc but ≤ 3,000 cc; not CKD	2.530	2.530	47.378	47.378
87033380	Motor cars (incl station wagons and sports cars, but not incl vans), not of 4WD, with only engine (diesel or semi-diesel), of a cylinder capacity > 2,500 cc; not CKD	14.340	22.477	314.649	406.979
87034047	Hearses, of a cylinder capacity > 3,000 cc, hybrid with spark-ignition engine and electric motor for propulsion, not capable charged by plugg to external source of electric; not CKD	-	40.000	-	30.000
87038019	Vans, not for prison; with only electric motor for propulsion; CKD	1.100	1.100	8.000	8.000
87038099	Vans, not for prison; with only electric motor for propulsion; not CKD	-	3.168	-	49.074
87039099	Vans, not for prison; not spark or compression-ignition internal combustion piston engine; not electric motor; not CKD	1.200	12.700	4.690	25.838
87041013	Motor vehicles for the transport of goods; dumpers designed for off-highway use; g.v.w .≤ 5 t; CKD	-	460.981	-	471.491
87041014	Motor vehicles for the transport of goods; dumpers designed for off-highway use; g.v.w. > 5 t & ≤ 10 t; CKD	-	227.901	-	1.043.371
87041018	Motor vehicles for the transport of goods; dumpers designed for off-highway use; g.v.w. > 45 t; CKD	-	30.345	-	46.108
87041031	Motor vehicles for the transport of goods; dumpers designed for off-highway use; g.v.w .≤ 5 t; not CKD	-	15.800	-	115.149

Tabel 3 : Ekspor Indonesia menurut Komoditi (Kode HS 8 digit)

Agustus 2022

Kode H S	Uraian golongan barang	Berat bersih (Kg)		Nilai F.O.B. (U S \$)	
		Bulan ini	Kumulatif	Bulan ini	Kumulatif
(1)	(2)	(3)	(4)	(5)	(6)
87042119	Motor vehicles other than refrigerated lorries, pick-up trucks & three-wheeled vehicles; for the transport of goods, with only diesel or semi-diesel engine; g.v.w .≤ 5 t; CKD	115.390	864.924	384.208	3.945.612
87042124	Armoured cargo vehicles for transporting valuables; for the transport of goods, with only diesel or semi-diesel engine; g.v.w .≤ 5 t; not CKD	7.900	7.900	58.039	58.039
87042126	Pick-up trucks; for the transport of goods, with only diesel or semi-diesel engine; g.v.w .≤ 5 t; not CKD	1.355.412	2.134.250	9.843.420	15.632.420
87042127	Three-wheeled vehicles; for the transport of goods, with only diesel or semi-diesel engine; g.v.w .≤ 5 t; not CKD	200	200	1.000	1.000
87042129	Motor vehicles other than refrigerate, garbage collect, tanker, armoured, hooklift, pick-up, 3-wheeled; for the transport of goods, with only diesel or semi-diesel engine; g.v.w .≤ 5 t; not CKD	3.750	2.616.522	76.365	18.971.803
87042229	Motor vehicles other than refrigerate, garbage collect, tanker, armoured, hooklift; for the transport of goods, with only diesel or semi-diesel engine; g.v.w. > 5 t & ≤ 6 t; not CKD	728.472	4.783.745	3.259.119	31.902.716
87042251	Motor vehicles other than refrigerate, garbage collect, tanker, armoured, hooklift; for the transport of goods, with only diesel or semi-diesel engine; g.v.w. > 6 t & ≤ 10 t; not CKD	138.600	521.525	970.815	3.726.516
87042386	Dumpers; for the transport of goods, with only diesel or semi-diesel engine; g.v.w. > 45 t; not CKD	-	7.620	-	36.000
87043123	Tanker vehicles; bulk-cement lorries (trucks); for the transport of goods, with only spark-ignition engine; g.v.w. ≤ 5 t; not CKD	-	172	-	1.150
87043129	Motor vehicles other than refrigerate, garbage collect, tanker, armoured, hooklift, pick-up, 3-wheeled; for the transport of goods, with only spark-ignition engine; g.v.w. ≤ 5 t; not CKD	2.074.968	10.618.776	17.182.425	93.872.702
87043219	Motor vehicles other than refrigerated lorries (trucks); for the transport of goods, with only spark-ignition engine; g.v.w. > 5 t & ≤ 6 t; CKD	-	7.620	-	40.000
87043292	Motor vehicles other than refrigerated lorries (trucks); for the transport of goods, with only spark-ignition engine; g.v.w. > 45 t; CKD	23.810	89.825	151.247	567.094
87043298	Dumpers; for the transport of goods, with only spark-ignition engine; g.v.w. > 45 t; not CKD	-	13.500	-	89.376
87043299	Motor vehicles other than refrigerate, garbage collect, tanker, armoured, hooklift, dumpers; for the transport of goods, with only spark-ignition engine; g.v.w. > 45 t; not CKD	-	115.000	-	73.020
87046021	Pick-up trucks; for goods, with only electric motor; g.v.w.≤ 5 t; not CKD	-	3.248	-	21.325
87049091	Motor vehicles for the transport of goods; not spark or compression-ignition internal combustion piston engine; not electric motor; g.v.w. ≤ 5 t; not CKD	-	21.645	-	166.697
87049092	Motor vehicles for the transport of goods; not spark or compression-ignition internal combustion piston engine; not electric motor; g.v.w. > 5 t & ≤ 10 t; not CKD	160	20.400	504	50.113
87049094	Motor vehicles for the transport of goods; not spark or compression-ignition internal combustion piston engine; not electric motor; g.v.w. > 20 t & ≤ 45 t; not CKD	-	8.585	-	27.869
87051000	Crane lorries	-	53.255	-	50.000
87052000	Mobile drilling derricks	-	14.900	-	140.000
87053000	Fire fighting vehicles	-	38.450	-	653.972
87059090	Special purpose motor vehicles; not elsewhere classified of heading 8705	-	30.107	-	118.818
87060011	Chassis fitted with engines; for vehicles of heading 8701; for agricultural tractors	-	45	-	11
87060019	Chassis fitted with engines; for vehicles of heading 8701; other than for agricultural tractors	-	1	-	10

Tabel 3 : Ekspor Indonesia menurut Komoditi (Kode HS 8 digit)

Agustus 2022

Kode H S	Uraian golongan barang	Berat bersih (Kg)		Nilai F.O.B. (U S \$)	
		Bulan ini	Kumulatif	Bulan ini	Kumulatif
		(1)	(2)	(3)	(4)
87060022	Chassis fitted with engines; for vehicles of heading 8702; for motor cars including coaches, buses, minibuses or vans; g.v.w. ≤ 24 t	4.700	4.700	44.595	44.595
87060033	Chassis fitted with engines; for vehicles of heading 8703; for motor cars (including station wagons and sports cars, but not including vans)	-	54.630	-	297.799
87060039	Chassis fitted with engines; for vehicles of heading 8703; other than for go-karts, golf cars, ambulances, station wagons, sports cars, snow vehicles	-	378	-	1.890
87071090	Bodies (including cabs); for the vehicles of heading 8703; other than for go-karts, golf cars, ambulances, snow vehicles	4.925	374.383	29.559	4.334.903
87079011	Bodies (including cabs); for vehicles of heading 8701; driver's cabin for vehicles of subheading 870120	-	61	-	114
87079019	Bodies (including cabs); for vehicles of heading 8701; other than driver's cabin for vehicles of subheading 870120	-	2	-	5
87079029	Bodies (including cabs); for vehicles of heading 8702; other than for motor cars stretch limousines	-	7	-	130
87079090	Bodies (including cabs); for vehicles of heading 8704; other than driver's cabin for vehicles of subheading 870120	329.000	2.789.434	1.682.109	16.294.351
87081010	Bumpers and parts thereof; for vehicles of heading 8701	1.173	6.233	51.915	266.189
87081090	Bumpers and parts thereof; other than for vehicles of heading 8701	159.742	1.481.494	1.728.363	12.330.230
87082100	Safety seat belts; for vehicles of headings 8701 to 8705	28.975	242.182	271.900	2.297.266
87082210	Front windcreens (windshields), rear windows and other windows specified in subheading note 1 to this chapter; for vehicles of heading 8701	-	490	-	750
87082220	Front windcreens (windshields), rear windows and other windows specified in subheading note 1 to this chapter; for vehicles of heading 8703	80.222	359.570	613.480	2.917.698
87082230	Front windcreens (windshields), rear windows and other windows specified in subheading note 1 to this chapter; for vehicles of heading 8702, 8704 or 8705	8.109	108.274	204.382	1.052.176
87082911	Components of door trim assemblies; for vehicles of heading 8701	1.033	24.296	9.480	316.183
87082915	Components of door trim assemblies; door armrests for vehicles of heading 8703	6.326	162.515	103.238	2.661.569
87082916	Components of door trim assemblies; other than door armrests for vehicles of heading 8703	314.291	1.852.184	2.636.364	16.388.859
87082917	Components of door trim assemblies; for vehicles of subheading 870410	30	140	20	428
87082918	Components of door trim assemblies; for vehicles of heading 8702 or other vehicles of heading 8704	7.046	55.029	25.037	165.169
87082919	Components of door trim assemblies; for vehicles of heading 8705	7.209	32.181	42.436	405.229
87082920	Parts of safety seat belts; for vehicles of headings 8701 to 8705	14.242	81.567	80.079	486.603
87082992	Other than components of door trim assemblies & parts of safety seat belts; for vehicles of heading 8701	4.136	42.153	24.378	257.658
87082993	Interior trim fittings; mudguards; for vehicles of heading 8703	124.923	1.385.235	1.480.664	12.898.253
87082994	Hood rods; for vehicles of heading 8703	812	6.277	3.814	25.756
87082995	Other than components of door trim assemblies & parts of safety seat belts; other than Interior trim fittings, mudguards, hood rods; for vehicles of heading 8703	1.524.978	10.432.559	9.589.265	62.926.985
87082996	Interior trim fittings; mudguards; for vehicles of heading 8702 or 8704	872	9.867	6.869	74.101
87082997	Hood rods; for vehicles of heading 8702 or 8704	99	3.980	588	75.718
87082998	Other than components of door trim assemblies & parts of safety seat belts; other than Interior trim fittings, mudguards, hood rods; for vehicles of heading 8702 or 8704	9.717	88.755	61.562	636.369
87082999	Other than components of door trim assemblies & parts of safety seat belts; for vehicles of heading 8705	1.245.266	10.373.666	4.883.166	38.159.451

Tabel 3 : Ekspor Indonesia menurut Komoditi (Kode HS 8 digit)

Agustus 2022

Kode H S	Uraian golongan barang	Berat bersih (Kg)		Nilai F.O.B. (U S \$)	
		Bulan ini	Kumulatif	Bulan ini	Kumulatif
		(1)	(2)	(3)	(4)
87083010	Brakes and servo-brakes, parts thereof; for vehicles of heading 8701	341	2.448	1.720	33.588
87083021	Brake drums, brake discs or brake pipes; for vehicles of heading 8703	823.295	5.284.895	2.990.059	20.390.189
87083029	Brakes and servo-brakes, parts thereof; other than brake drums, brake discs or brake pipes; for vehicles of heading 8703	70.445	455.059	1.919.973	6.800.714
87083030	Brake drums, brake discs or brake pipes for vehicles of heading 8702 or 8704	18.631	181.255	131.913	1.215.847
87083090	Brakes and servo-brakes, parts thereof; other than brake drums, brake discs or brake pipes; for vehicles of heading 8705	284.521	1.757.810	636.036	3.984.311
87084011	Gear boxes, unassembled; for vehicles of heading 8703	84.442	782.119	1.164.883	11.240.013
87084013	Gear boxes, unassembled; for vehicles of heading 8704 or 8705	-	15	-	30
87084014	Gear boxes, unassembled; for vehicles of heading 8701	-	4	-	5
87084019	Gear boxes, unassembled; for vehicles of heading 8702	5.894	35.921	68.798	565.148
87084025	Gear boxes, assembled; for vehicles of heading 8701	3.888	34.344	74.195	642.291
87084026	Gear boxes, assembled; for vehicles of heading 8703	1.458.816	11.972.319	26.724.118	223.150.791
87084027	Gear boxes, assembled; for vehicles of heading 8704 or 8705	135.742	1.101.965	2.235.350	19.045.705
87084029	Gear boxes, assembled; for vehicles of heading 8702	213	5.592	1.608	27.816
87084091	Parts of gear boxes; for vehicles of heading 8701	9.836	33.453	50.522	90.104
87084092	Parts of gear boxes; for vehicles of heading 8703	206.554	1.363.084	783.839	5.481.180
87084099	Parts of gear boxes; for vehicles; other than of heading 8701 and 8703	266.591	1.745.017	1.768.549	11.038.936
87085011	Drive-axles with differential, whether or not provided with other transmission components, and non-driving axles; unassembled; for vehicles of heading 8703	57.770	419.035	341.649	2.356.728
87085013	Drive-axles with differential, whether or not provided with other transmission components, and non-driving axles; unassembled; for vehicles of heading 8704 or 8705	-	5.312	-	51.767
87085019	Drive-axles with differential, whether or not provided with other transmission components, and non-driving axles; unassembled; for vehicles of heading 8702	646	4.072	135	29.996
87085025	Drive-axles with differential, whether or not provided with other transmission components, and non-driving axles; assembled; for vehicles of heading 8701	1	6	80	427
87085026	Drive-axles with differential, whether or not provided with other transmission components, and non-driving axles; assembled; for vehicles of heading 8703	828.469	5.057.199	11.571.335	65.399.352
87085029	Drive-axles with differential, whether or not provided with other transmission components, and non-driving axles; assembled; for vehicles of heading 8702	631.350	3.754.716	3.596.484	23.062.104
87085091	Crown wheels and pinions; for vehicles of heading 8701	20	6.077	50	29.330
87085092	Parts of drive-axles with differential, whether or not provided with other transmission components, and non-driving axles; for vehicles of heading 8701	6.442	32.194	13.605	61.982
87085094	Crown wheels and pinions; for vehicles of heading 8703	4	43	430	709
87085095	Parts of drive-axles with differential, whether or not provided with other transmission components, and non-driving axles; for vehicles of heading 8703	41.152	232.640	237.113	1.187.229
87085096	Crown wheels and pinions; for vehicles; other than of heading 8701 and 8703	-	293	-	14.895
87085099	Parts of drive-axles with differential, whether or not provided with other transmission components, and non-driving axles; for vehicles; other than of heading 8701 and 8703	72.780	527.912	415.835	3.034.097
87087015	Hub-caps; for vehicles of heading 8701	-	191	-	668
87087016	Hub-caps; for vehicles of heading 8703	3.558	13.311	31.353	116.522
87087018	Hub-caps; for vehicles of heading 8702 or 8704; other than of subheading 870410	69	2.816	65	6.723
87087019	Hub-caps; for vehicles of heading 8705	32.484	845.851	185.957	4.692.508

Tabel 3 : Ekspor Indonesia menurut Komoditi (Kode HS 8 digit)

Agustus 2022

Kode H S	Uraian golongan barang	Berat bersih (Kg)		Nilai F.O.B. (U S \$)	
		Bulan ini	Kumulatif	Bulan ini	Kumulatif
(1)	(2)	(3)	(4)	(5)	(6)
87087022	Wheels fitted with tyres; for vehicles of heading 8703	-	4.420	-	64.432
87087023	Wheels fitted with tyres; for vehicles of heading 8702 or 8704 (excluding subheading 870410)	200	416	225	475
87087029	Wheels fitted with tyres; for vehicles of heading 8705	4.985	29.369	154.851	901.786
87087031	Wheels not fitted with tyres; for vehicles of heading 8701	10.270	186.173	30.005	616.617
87087032	Wheels not fitted with tyres; for vehicles of heading 8703	3.411.669	28.701.781	17.771.223	159.548.002
87087034	Wheels not fitted with tyres; for vehicles of heading 8702 or other vehicles of heading 8704	132.273	1.244.139	286.305	2.743.087
87087039	Wheels not fitted with tyres; for vehicles of heading 8705; or dumpers designed for off-highway use with g.v.w. ≤ 45 t	-	2.322	-	79.709
87087095	Parts and accessories of the road wheels; other than hub-cups, wheels, tyres; for vehicles of heading 8701	-	70	-	40
87087096	Parts and accessories of the road wheels; other than hub-cups, wheels, tyres; for vehicles of heading 8702 or 8704	51.928	288.472	155.970	709.714
87087097	Parts and accessories of the road wheels; other than hub-cups, wheels, tyres; for vehicles of heading 8703	67	1.032	1.089	23.526
87087099	Parts and accessories of the road wheels; other than hub-cups, wheels, tyres; for vehicles of heading 8705	43.548	598.628	123.313	2.044.537
87088015	Suspension systems; for vehicles of heading 8701	514	5.993	4.145	40.231
87088016	Suspension systems; for vehicles of heading 8703	74.367	667.442	764.929	5.742.717
87088017	Suspension systems; for vehicles of subheading 870410 or heading 8705	20	2.703	50	33.542
87088019	Suspension systems; for vehicles of heading 8702 or 8704 (excluding subheading 870410)	312.651	3.324.216	1.015.671	8.980.328
87088092	Parts of suspension systems; for vehicles of heading 8703	133.285	764.420	651.624	3.453.199
87088099	Parts of suspension systems; for vehicles; other than of heading 8701 and 8703	99.094	743.378	397.489	2.727.933
87089115	Radiators; for vehicles of heading 8701	14	201	76	1.887
87089116	Radiators; for vehicles of heading 8703	294.223	2.081.292	3.581.656	25.104.808
87089117	Radiators; for vehicles of subheading 870410	-	1.561	-	383
87089118	Radiators; for vehicles of heading 8702 or 8704 (excluding subheading 870410)	717	7.226	15.581	176.234
87089119	Radiators; for vehicles of heading 8705	22.763	158.715	266.457	1.875.509
87089191	Parts of radiators; for vehicles of heading 8701	2	20	15	320
87089193	Drain plugs of radiators; for vehicles of heading 8703	135	196	1.510	2.241
87089194	Drain plugs of radiators; for vehicles of heading 8702 or 8704 (excluding subheading 870410)	-	21	-	37
87089195	Parts of radiators; for vehicles of heading 8703	3.016	32.218	22.284	160.044
87089199	Parts of radiators; for vehicles of heading 8705 and subheading 870410	484.503	3.625.860	5.664.920	42.827.475
87089210	Silencers (mufflers) and exhaust pipes and parts thereof; for vehicles of heading 8701	-	29	-	189
87089220	Silencers (mufflers) and exhaust pipes and parts thereof; for vehicles of heading 8703	61.187	218.456	5.819.818	12.968.353
87089251	Silencers (mufflers) and exhaust pipes; for vehicles of subheading 870410	213	3.420	5.014	36.165
87089252	Parts of silencers (mufflers) and exhaust pipes; for vehicles of subheading 870410	133	827	11.009	42.680
87089261	Silencers (mufflers) and exhaust pipes; for vehicles of heading 8702 or vehicles of heading 8704 (excluding vehicles of subheading 870410)	349	2.671	13.955	88.012
87089262	Parts of silencers (mufflers) and exhaust pipes; for vehicles of heading 8702 or vehicles of heading 8704 (excluding vehicles of subheading 870410)	1.439	25.509	28.565	278.765
87089290	Silencers (mufflers) and exhaust pipes and parts thereof; for vehicles of heading 8705	45.405	251.670	490.172	4.372.748
87089350	Clutches and parts thereof; for vehicles of heading 8701	4.071	18.371	11.891	57.233
87089360	Clutches and parts thereof; for vehicles of heading 8703	829.412	6.083.808	5.324.978	40.485.055
87089370	Clutches and parts thereof; for vehicles of heading 8704 or 8705	21.963	838.808	212.203	5.419.608
87089390	Clutches and parts thereof; for vehicles of heading 8702	188.581	1.420.643	1.390.250	12.655.411

Tabel 3 : Ekspor Indonesia menurut Komoditi (Kode HS 8 digit)

		Agustus 2022			
Kode H S	Uraian golongan barang	Berat bersih (Kg)		Nilai F.O.B. (U S \$)	
		Bulan ini	Kumulatif	Bulan ini	Kumulatif
(1)	(2)	(3)	(4)	(5)	(6)
87089411	Steering wheels with airbag assemblies; for vehicles of heading 8701	549	5.285	12.300	134.180
87089419	Steering wheels with airbag assemblies; for vehicles of heading 8702 to 8705	6	1.417	445	47.412
87089494	Steering columns and steering boxes and parts thereof; for vehicles of heading 8701	-	492	-	8.109
87089495	Steering columns and steering boxes and parts thereof; for vehicles of heading 8703	310.715	1.460.783	3.661.472	18.902.188
87089499	Steering columns and steering boxes and parts thereof; for vehicles of heading 8702, 8704, and 8705	586.590	1.843.133	2.642.440	10.914.926
87089510	Safety airbags with inflater system; for vehicles of heading 8701 to 8705	14.500	126.825	233.711	1.479.655
87089590	Parts of safety airbags with inflater system; for vehicles of heading 8701 to 8705	8.004	40.574	182.875	881.665
87089911	Unassembled fuel tanks, engine brackets; for vehicles of heading 8701	118.082	1.016.295	509.480	4.804.004
87089919	Parts and accessories of the motor vehicles of heading 8701, not elsewhere classified in heading 8708	85.245	251.335	529.008	1.685.861
87089921	Fuel tanks; for vehicles of heading 8702, 8703 or 8704	34.974	77.371	349.226	780.046
87089924	Lower half of the fuel tank, fuel caps, filler pipes, filler hose assembly, fuel tank bands; for vehicles of heading 8702, 8703 or 8704	7.313	39.587	123.148	517.363
87089925	Part of fuel tanks other than lower half of the fuel tank, fuel caps, filler pipes, filler hose assembly, and fuel tank bands; for vehicles of heading 8702, 8703 or 8704	10.467	68.230	144.079	864.037
87089930	Accelerator, brake or clutch pedals; for vehicles of heading 8702, 8703 or 8704	4.246	40.877	88.647	741.004
87089940	Battery carriers or trays and brackets therefor; for vehicles of heading 8702, 8703 or 8704	4.669	28.536	20.236	113.049
87089950	Radiator shrouds; for vehicles of heading 8702, 8703 or 8704	96	2.488	2.155	48.623
87089961	Chassis frames or parts thereof; for vehicles of heading 8702	6	92	119	4.524
87089962	Chassis frames or parts thereof; for vehicles of heading 8703	112.407	734.560	700.941	2.990.078
87089963	Chassis frames or parts thereof; for vehicles of heading 8704	62.212	389.164	160.541	993.038
87089970	Engine brackets; for vehicles of heading 8702, 8703 or 8704	116.843	862.919	737.080	4.967.956
87089980	Parts and accessories of the vehicles of heading 8702, 8703 or 8704, not elsewhere classified in heading 8708	2.733.428	22.370.444	25.501.600	200.669.661
87089991	Unassembled fuel tanks, engine brackets; for vehicles of heading 8705	5.342	47.480	120.182	920.934
87089999	Parts and accessories of the vehicles of heading 8705, not elsewhere classified in heading 8708	3.813.920	26.884.791	28.302.279	196.310.574
87091100	Electrical work trucks (self-propelled, not fitted with lifting/handling equipment, used for short distance transport of goods) and tractors (used on railway station platforms)	-	21.429	-	81.444
87091900	Non-electrical work trucks (self-propelled, not fitted with lifting/handling equipment, used for short distance transport of goods) and tractors (used on railway station platforms)	24.500	917.578	25.000	1.733.535
87099000	Parts of work trucks (self-propelled, not fitted with lifting/handling equipment, used for short distance transport of goods) and tractors (used on railway station platforms)	13.757	164.029	50.791	398.794
87100000	Tanks and other armoured fighting vehicles, motorised, whether or not fitted with weapons, and parts of such vehicles	69.440	69.589	1.177.702	1.294.908
87111012	Mopeds or motorised bicycles; with internal combustion piston engine of a cylinder capacity not exceeding 50 cc; Completely Knocked Down	-	958	-	3.190
87111015	Motorcycles and motor scooters other than powered kick scooters and pocket motorcycles; with internal combustion piston engine of a cylinder capacity not exceeding 50 cc; Completely Knocked Down	1.217	7.166	18.603	75.082

Tabel 3 : Ekspor Indonesia menurut Komoditi (Kode HS 8 digit)

		Agustus 2022			
Kode H S	Uraian golongan barang	Berat bersih (Kg)		Nilai F.O.B. (U S \$)	
		Bulan ini	Kumulatif	Bulan ini	Kumulatif
(1)	(2)	(3)	(4)	(5)	(6)
87111019	Cycles (other than bicycles) fitted with an auxiliary motor; with internal combustion piston engine of a cylinder capacity not exceeding 50 cc; Completely Knocked Down	6.363	80.543	121.555	840.529
87111092	Mopeds or motorised bicycles; with internal combustion piston engine of a cylinder capacity not exceeding 50 cc; not Completely Knocked Down	-	1.220	-	9.100
87111095	Motorcycles and motor scooters other than powered kick scooters and pocket motorcycles; with internal combustion piston engine of a cylinder capacity not exceeding 50 cc; not Completely Knocked Down	-	1.810	-	14.016
87111099	Cycles (other than bicycles) fitted with an auxiliary motor; with internal combustion piston engine of a cylinder capacity not exceeding 50 cc; not Completely Knocked Down	823	4.367	4.561	65.810
87112011	Motocross motorcycles; with internal combustion piston engine of a cylinder capacity exceeding 50 cc but not exceeding 250 cc; Completely Knocked Down	164.114	915.526	2.767.118	14.188.960
87112012	Mopeds or motorised bicycles; with internal combustion piston engine of a cylinder capacity exceeding 50 cc but not exceeding 250 cc; Completely Knocked Down	1.479.199	8.653.511	17.201.058	98.211.871
87112013	Pocket motorcycles; with internal combustion piston engine of a cylinder capacity exceeding 50 cc but not exceeding 250 cc; Completely Knocked Down	-	254	-	4.386
87112014	Motorcycles (with or without side-cars), including motor scooters, other than motocross motorcycles and pocket motorcycles; of a cylinder capacity exceeding 150 cc but not exceeding 200 cc; CKD	21.733	402.528	343.347	5.475.338
87112015	Motorcycles (with or without side-cars), including motor scooters, other than motocross motorcycles and pocket motorcycles; of a cylinder capacity exceeding 200 cc but not exceeding 250 cc; CKD	-	12.009	-	266.873
87112016	Motorcycles (with or without side-cars), including motor scooters, other than motocross motorcycles and pocket motorcycles; of a cylinder capacity exceeding 50 cc but not exceeding 150 cc; CKD	839.144	7.251.870	4.982.526	40.732.073
87112019	Cycles (other than bicycles) fitted with an auxiliary motor; with internal combustion piston engine of a cylinder capacity exceeding 50 cc but not exceeding 250 cc; Completely Knocked Down	475.847	4.227.872	6.291.748	54.627.886
87112091	Motocross motorcycles; with internal combustion piston engine of a cylinder capacity exceeding 50 cc but not exceeding 250 cc; not Completely Knocked Down	524.919	2.815.034	8.986.748	49.888.470
87112092	Mopeds or motorised bicycles; with internal combustion piston engine of a cylinder capacity exceeding 50 cc but not exceeding 250 cc; not Completely Knocked Down	177.418	400.735	2.783.171	8.392.057
87112093	Pocket motorcycles; with internal combustion piston engine of a cylinder capacity exceeding 50 cc but not exceeding 250 cc; not Completely Knocked Down	-	93	-	1.496
87112094	Motorcycles (with or without side-cars), including motor scooters, other than motocross motorcycles and pocket motorcycles; of a cylinder capacity exceeding 150 cc but not exceeding 200 cc; not CKD	1.726.749	10.154.304	23.129.670	138.186.021
87112095	Motorcycles (with or without side-cars), including motor scooters, other than motocross motorcycles and pocket motorcycles; of a cylinder capacity exceeding 200 cc but not exceeding 250 cc; not CKD	337.625	1.734.111	6.797.647	36.557.699
87112096	Motorcycles (with or without side-cars), including motor scooters, other than motocross motorcycles and pocket motorcycles; of a cylinder capacity exceeding 50 cc but not exceeding 150 cc; not CKD	5.441.689	39.039.967	61.264.491	443.643.357

Tabel 3 : Ekspor Indonesia menurut Komoditi (Kode HS 8 digit)

		Agustus 2022			
Kode H S	Uraian golongan barang	Berat bersih (Kg)		Nilai F.O.B. (U S \$)	
		Bulan ini	Kumulatif	Bulan ini	Kumulatif
(1)	(2)	(3)	(4)	(5)	(6)
87112099	Cycles (other than bicycles) fitted with an auxiliary motor; with internal combustion piston engine of a cylinder capacity exceeding 50 cc but not exceeding 250 cc; not Completely Knocked Down	2.128	66.802	43.200	854.033
87113090	Motorcycles and cycles fitted with an auxiliary motor, with/without side-cars other than motocross motorcycles; with internal combustion piston engine of 250 cc < cylinder capacity ≤ 500 cc; not CKD	1.108.579	6.211.665	15.323.736	96.404.436
87114090	Motorcycles and cycles fitted with an auxiliary motor, with/without side-cars other than motocross motorcycles; with internal combustion piston engine of 500 cc < cylinder capacity ≤ 800 cc; not CKD	-	2	-	56
87115090	Motorcycles (with or without side-cars); with internal combustion piston engine of a cylinder capacity exceeding 800 cc; not Completely Knocked Down	-	2.204	-	82.891
87116011	Bicycles; with electric motor for propulsion; Completely Knocked Down	-	1.634	-	172.238
87116013	Motorcycles, other than pocket motorcycles; with electric motor for propulsion; Completely Knocked Down	-	444	-	500
87116019	Cycles fitted with an auxiliary motor, other than bicycles and self-balancing cycle; with electric motor for propulsion; Completely Knocked Down	-	1.338	-	24.877
87116093	Motorcycles, other than pocket motorcycles; with electric motor for propulsion; not Completely Knocked Down	-	189	-	2.749
87116094	Bicycles, with an auxiliary electric motor not exceeding 250 W and with the maximum speed not exceeding 25 km/h; not Completely Knocked Down	-	17.300	-	739.349
87116095	Bicycles, with an auxiliary electric motor exceeding 250 W and with the maximum speed exceeding 25 km/h; not Completely Knocked Down	-	29.541	-	1.226.940
87116099	Cycles fitted with an auxiliary motor other than bicycles and self-balancing cycle; with electric motor for propulsion; not Completely Knocked Down	1	10.319	161	116.828
87119060	Motorcycles (including mopeds) and cycles fitted with an auxiliary motor, with or without side-cars, not elsewhere classified in heading 8711; Completely Knocked Down	366.025	833.306	4.394.487	12.602.799
87119090	Motorcycles (including mopeds) and cycles fitted with an auxiliary motor, with or without side-cars, not elsewhere classified in heading 8711; not Completely Knocked Down	43.814	242.338	357.837	2.296.838
87120010	Racing bicycles, not motorised	31.358	347.621	1.239.174	11.427.475
87120020	Bicycles designed to be ridden by children, not motorised	1.967	53.327	26.652	604.423
87120030	Bicycles, not motorised, other than racing bicycles and bicycles designed to be ridden by children	901.334	7.182.346	20.114.334	137.869.513
87120090	Cycles (including delivery tricycles), other than bicycles, not motorised	1.757	37.109	10.352	85.621
87139000	Carriages for disabled persons; mechanically propelled	10.155	19.658	32.253	67.669
87141010	Saddles; of motorcycles (including mopeds)	441	42.087	4.760	788.470
87141020	Spokes and nipples; of motorcycles (including mopeds)	41	4.518	115	22.837
87141030	Frame and forks including telescopic fork, rear suspension and parts thereof; of motorcycles (including mopeds)	254.680	1.292.543	1.824.957	9.915.471
87141040	Gearing, gearbox, clutch and other transmission equipment and parts thereof; of motorcycles (including mopeds)	132.646	1.026.709	1.186.352	9.738.411
87141050	Wheel rims; of motorcycles (including mopeds)	161.278	1.234.432	1.191.133	8.099.441
87141060	Brakes and parts thereof; of motorcycles (including mopeds)	200.536	1.336.116	2.642.600	17.946.219
87141070	Silencers (mufflers) and parts thereof; of motorcycles (including mopeds)	26.911	138.020	255.868	1.346.166
87141090	Parts and accessories of motorcycles (including mopeds), not elsewhere classified in heading 8714	6.631.378	47.935.381	77.895.063	563.208.852
87142011	Castors wheels of carriages for disabled persons; with diameter (including tyres) exceeding 75 mm but not exceeding 100 mm, provided that the width of any wheel or tyre fitted thereto ≥ 30 mm	-	14	-	32

Tabel 3 : Ekspor Indonesia menurut Komoditi (Kode HS 8 digit)

Agustus 2022

Kode H S	Uraian golongan barang	Berat bersih (Kg)		Nilai F.O.B. (U S \$)	
		Bulan ini	Kumulatif	Bulan ini	Kumulatif
		(1)	(2)	(3)	(4)
87142019	Castors wheels of carriages for disabled persons; not elsewhere classified in heading 8714	59.661	467.029	598.876	5.106.164
87142090	Parts and accessories of carriages for disabled persons, other than castors wheels	371	4.048	4.354	22.293
87149110	Frames and forks, and parts thereof; for bicycles of subheading 87120020	63	898	2.139	39.129
87149191	Parts for forks; for bicycles or other cycles other than those of subheading 87120020	28	127	164	1.468
87149199	Frames and forks, and parts thereof, other than parts for forks; for bicycles or other cycles other than those of subheading 87120020	15.341	122.715	278.655	2.305.383
87149210	Wheel rims and spokes; for bicycles of subheading 87120020	3	314	130	1.980
87149290	Wheel rims and spokes; for bicycles or other cycles other than those of subheading 87120020	9.336	82.112	46.317	418.373
87149310	Hubs, other than coaster braking hubs and hub brakes, and free-wheel sprocket-wheels; for bicycles of subheading 87120020	111	232.954	963	683.574
87149390	Hubs, other than coaster braking hubs and hub brakes, and free-wheel sprocket-wheels; for bicycles or other cycles other than bicycles of those 87120020	439.574	4.697.604	4.054.584	43.141.058
87149410	Brakes, including coaster braking hubs and hub brakes, and parts thereof; for bicycles of subheading 87120020	-	545	-	5.883
87149490	Brakes, including coaster braking hubs and hub brakes, and parts thereof; for bicycles or other cycles other than those of subheading 87120020	25.412	523.647	337.270	6.916.482
87149510	Saddles; for bicycles of subheading 87120020	9.559	68.176	140.274	758.431
87149590	Saddles; for bicycles or other cycles other than those of subheading 87120020	3	700	15	17.784
87149610	Pedals and crank-gear, and parts thereof; for bicycles of subheading 87120020	60.242	665.891	336.818	3.386.007
87149690	Pedals and crank-gear, and parts thereof; for bicycles or other cycles other than those of subheading 87120020	213	24.040	6.688	151.106
87149911	Handle bars, pillars, mudguards, reflectors, carriers, control cables, lamp brackets or bracket lugs, other accessories; for bicycles of subheading 87120020	2.414	16.121	41.964	244.936
87149912	Chain wheels and cranks, other parts; for bicycles of subheading 87120020	276	2.840	697	4.527
87149991	Handle bars, pillars, mudguards, reflectors, carriers, control cables, lamp brackets or bracket lugs; other accessories; for bicycles or other cycles other than those of subheading 87120020	75.773	1.038.543	563.490	7.826.166
87149993	Nipples for spokes; for bicycles or other cycles other than those of subheading 87120020	-	303	-	3.350
87149994	Chain wheels and cranks; other parts; for bicycles or other cycles other than those of subheading 87120020	374.766	6.365.681	3.076.949	53.820.125
87150000	Baby carriages and parts thereof	1.229	35.598	4.523	121.556
87162000	Self-loading or self-unloading trailers and semi-trailers for agricultural purposes	-	2	-	522
87163100	Tanker trailers and tanker semi-trailers	-	5.917	-	22.490
87163940	Agricultural trailers and semi-trailers	-	762	-	2.074
87163991	Trailers and semi-trailers for the transport of goods; other than tanker and agricultural type; having a carrying capacity (payload) exceeding 200 t	75.652	559.815	144.576	1.380.739
87163999	Trailers and semi-trailers for the transport of goods; other than tanker and agricultural type; having a carrying capacity (payload) not exceeding 200 t	143.000	164.396	362.500	461.800
87164000	Trailers and semi-trailers, not elsewhere classified in heading 8716	979.050	3.292.513	1.546.961	5.814.287
87168010	Carts and wagons, sack trucks, hand trolleys and similar hand-propelled vehicles of a kind used in factories or workshops, except wheelbarrows	2.333	16.080	57.891	102.982
87168020	Wheelbarrows	23.866	308.012	43.264	531.779

Tabel 3 : Ekspor Indonesia menurut Komoditi (Kode HS 8 digit)

Agustus 2022

Kode H S	Uraian golongan barang	Berat bersih (Kg)		Nilai F.O.B. (U S \$)	
		Bulan ini	Kumulatif	Bulan ini	Kumulatif
(1)	(2)	(3)	(4)	(5)	(6)
87168090	Vehicles, not mechanically propelled, not elsewhere classified in heading 8716	12	19.804	24	69.074
87169019	Parts; for trailers and semi-trailers other than those of subheading 871620	43.914	110.132	43.693	264.119
87169022	Castor wheels, with 75 mm < diameter (incl. tyres) ≤ 100 mm, or diameter > 250 mm provided the width of the wheel or tyre fitted thereto ≥ 30 mm; for vehicles of subheading 87168010 or 87168020	-	33	-	439
87169023	Parts; for goods of subheading 87168010, not elsewhere classified in heading 8716	1.516	3.634	200	605
87169095	Castor wheels, of a diameter (including tyres) exceeding 100 mm but not more than 250 mm provided the width of the wheel or tyre fitted thereto ≥ 30 mm; for goods of subheading 87168090	6	118	136	3.943
87169096	Castor wheels, with 75 mm < diameter (incl. tyres) ≤ 100 mm, or diameter > 250 mm provided the width of the wheel or tyre fitted thereto ≥ 30 mm; for goods of subheading 87168090	652	687	1.488	1.705
87169099	Parts; for goods of subheading 87168090, not elsewhere classified in heading 8716	-	20.351	-	94.083
88010000	Balloons and dirigibles; gliders, hang gliders and other non-powered aircraft	6	606	17	3.994
88021100	Helicopters; of an unladen weight not exceeding 2,000 kg	-	1.600	-	2.000.000
88021200	Helicopters; of an unladen weight exceeding 2,000 kg	1.310	1.310	2.437.600	2.437.600
88022010	Aeroplanes; of an unladen weight not exceeding 2,000 kg	-	187	-	2.000
88022090	Powered aircraft, except unmanned aircraft of heading 8806; other than helicopters and aeroplanes; of an unladen weight not exceeding 2,000 kg	3	101	3.900	6.200
88023010	Aeroplanes; of an unladen weight exceeding 2,000 kg but not exceeding 15,000 kg	-	8.150	-	11.536.617
88023090	Powered aircraft, except unmanned aircraft of heading 8806; other than helicopters and aeroplanes; of an unladen weight exceeding 2,000 kg but not exceeding 15,000 kg	-	3	-	4.080
88024010	Aeroplanes; of an unladen weight exceeding 15,000 kg	22.000	22.000	4.700.000	4.700.000
88024090	Powered aircraft, except unmanned aircraft of heading 8806; other than helicopters and aeroplanes; of an unladen weight exceeding 15,000 kg	9	89	4.200	14.295
88026000	Spacecraft (including satellites) and suborbital and spacecraft launch vehicles	-	14	-	10.000
88040090	Parachutes (including dirigible parachutes and paragliders); parts thereof and accessories thereto	-	252	-	6.883
88052100	Air combat simulators and parts thereof	-	1	-	836
88052990	Parts of ground flying trainers	-	107	-	4.000
88062100	Unmanned aircraft; other than designed for the carriage of passengers; for remote-controlled flight only; with maximum take-off weight not more than 250 g	46	128	19.848	50.629
88062200	Unmanned aircraft; other than designed for the carriage of passengers; for remote-controlled flight only; with maximum take-off weight more than 250 g but not more than 7 kg	88	306	48.221	159.066
88062900	Unmanned aircraft; other than designed for the carriage of passengers; for remote-controlled flight only; with maximum take-off weight more than 150 g	-	32	-	5.073
88071000	Propellers and rotors and parts thereof; of goods of heading 8801, 8802 or 8806	253	6.317	141	83.513
88072000	Under-carriages and parts thereof; of goods of heading 8801, 8802 or 8806	-	7.378	-	142.505
88073000	Parts of aeroplanes, helicopters or unmanned aircraft; other than under-carriages, propellers, rotors, and parts thereof	7.690	145.091	2.969.248	35.100.526
88079000	Parts of goods of heading 8801, 8802 or 8806, not elsewhere classified in heading 8807	1.371	18.282	281.697	2.588.995

Tabel 3 : Ekspor Indonesia menurut Komoditi (Kode HS 8 digit)

Agustus 2022

Kode H S	Uraian golongan barang	Berat bersih (Kg)		Nilai F.O.B. (U S \$)	
		Bulan ini	Kumulatif	Bulan ini	Kumulatif
(1)	(2)	(3)	(4)	(5)	(6)
89011020	Cruise ships, excursion boats and similar vessels principally designed for the transport of persons; ferry-boats of all kinds; of a gross tonnage exceeding 26 but not exceeding 500	153.640	703.920	1.279.700	6.875.500
89011070	Cruise ships, excursion boats and similar vessels principally designed for the transport of persons; ferry-boats of all kinds; of a gross tonnage exceeding 1,000 but not exceeding 4,000	-	2.300.000	-	1.811.656
89019011	Not motorised vessels for the transport of goods and vessels for the transport of both persons and goods; n.e.c. in heading 8901; of a gross tonnage not exceeding 26	-	2.000	-	7.006
89019014	Not motorised vessels for the transport of goods and vessels for the transport of both persons and goods; n.e.c. in heading 8901; of a gross tonnage exceeding 500	-	9.388.000	-	11.039.202
89019031	Motorised vessels for the transport of goods and vessels for the transport of both persons and goods; n.e.c. in heading 8901; of a gross tonnage not exceeding 26	-	17.100	-	291.730
89019032	Motorised vessels for the transport of goods and vessels for the transport of both persons and goods; n.e.c. in heading 8901; of a gross tonnage exceeding 26 but not exceeding 500	-	901.700	-	23.573.985
89019033	Motorised vessels for the transport of goods and vessels for the transport of both persons and goods; n.e.c. in heading 8901; of a gross tonnage exceeding 500 but not exceeding 1,000	591.000	1.514.261	350.000	754.299
89019036	Motorised vessels for the transport of goods and vessels for the transport of both persons and goods; n.e.c. in heading 8901; of a gross tonnage exceeding 5,000 but not exceeding 50,000	-	31.869.446	-	13.255.000
89020036	Fishing vessels; of a gross tonnage exceeding 1,000 but not exceeding 4,000	-	2.000	-	1.200
89031100	Inflatable (including rigid hull inflatable) boats; fitted or designed to be fitted with a motor, unladen (net) weight (excluding the motor) not exceeding 100 kg	-	535	-	5.360
89031200	Inflatable (including rigid hull inflatable) boats; not designed for use with a motor and unladen (net) weight not exceeding 100 kg	120	31.740	300	317.641
89031900	Inflatable (including rigid hull inflatable) boats; unladen (net) weight (excluding the motor) exceeding 100 kg	33.482	407.280	427.556	4.811.870
89032100	Sailboats, other than inflatable, with or without auxiliary motor; of a length not exceeding 7.5 m	-	319	-	11.462
89032200	Sailboats, other than inflatable, with or without auxiliary motor; of a length exceeding 7.5 m but not exceeding 24 m	-	4.105	-	79.896
89033200	Motorboats, other than inflatable, not including outboard motorboats; of a length exceeding 7.5 m but not exceeding 24 m	-	401	-	5.072
89039900	Yachts and other vessels for pleasure or sports; rowing boats and canoes; n.e.c. in heading 8903; of a length exceeding 7.5 m	12.435	49.430	320.331	1.061.249
89040032	Tugs and pusher craft; of a gross tonnage exceeding 26; of a power not exceeding 1,200 hp	-	9.000	-	55.173
89040035	Tugs and pusher craft; of a gross tonnage exceeding 26; of a power exceeding 4,000 hp	-	3.236.820	-	20.243.806
89052000	Floating or submersible drilling or production platforms	16.000.000	59.497.269	453.880.330	965.454.498
89059090	Light-vessels, fire-floats, floating cranes and other vessels the navigability of which is subsidiary to their main function; other than dredgers	27	93.027	181	6.423
89069010	Vessels other than those of heading 8901 to 8905, including lifeboats other than rowing boats; other than warships; of a displacement not exceeding 30 t	-	21.994	-	1.417.448
89069090	Vessels other than those of heading 8901 to 8905, including lifeboats other than rowing boats; other than warships; of a displacement exceeding 300 t	6.260	9.769	16.080	56.973
89071000	Inflatable rafts	128	14.789	14.000	64.600

Tabel 3 : Ekspor Indonesia menurut Komoditi (Kode HS 8 digit)

Agustus 2022

Kode H S	Uraian golongan barang	Berat bersih (Kg)		Nilai F.O.B. (U S \$)	
		Bulan ini	Kumulatif	Bulan ini	Kumulatif
(1)	(2)	(3)	(4)	(5)	(6)
89079010	Buoys	16.550	80.772	56.828	244.448
89079090	Floating structures (for example, tanks, coffer-dams, landing-stages, and beacons)	45.785	2.296.535	319.827	11.395.171
90011010	Optical fibres, optical fibre bundles and cables; for telecommunications and other electrical uses	1.319	21.563	1.121.772	9.748.628
90011090	Optical fibres, optical fibre bundles and cables; not for telecommunications and other electrical uses	9.395	450.840	496.129	13.042.219
90013000	Contact lenses	23.658	196.008	4.855.160	42.577.601
90014000	Spectacle lenses of glass	112	1.434	11.180	145.952
90015000	Spectacle lenses of materials other than glass	192.112	1.470.410	4.151.032	31.121.373
90019010	Optical elements, unmounted, of any material (excl. elements of glass not optically worked), not elsewhere classified in heading 9001; for photographic or cinematographic cameras or projectors	105	127	325	5.850
90019090	Optical elements, unmounted, of any material (excl. elements of glass not optically worked), not elsewhere classified in heading 9001; not for photographic or cinematographic cameras or projectors	47	18.901	20.431	302.987
90021100	Objective lenses; for cameras, projectors or photographic enlargers or reducers	2.111	61.102	515.315	4.405.314
90021900	Objective lenses; not for cameras, projectors or photographic enlargers or reducers	41	479	2.296	78.379
90022010	Filters; for cinematographic projectors	-	2.700	-	7.560
90022090	Filters; not for cinematographic projectors, cinematographic cameras, photographic cameras and other projectors	1.224	18.855	229.970	1.651.310
90029030	Optical elements, mounted, of any material (excluding elements of glass not optically worked); for cinematographic cameras, photographic cameras and other projectors; n.e.c. in heading 9002	5.708	73.964	2.159.799	25.002.036
90029090	Optical elements, mounted, being parts or fittings for instruments or apparatus, of any material (excluding elements of glass not optically worked); n.e.c. in heading 9002	38	359	6.462	68.111
90031100	Frames and mountings for spectacles, goggles or the like; of plastics	194	1.253	12.501	61.065
90031900	Frames and mountings for spectacles, goggles or the like; of materials other than plastics	229	678	81.706	245.604
90039000	Parts of frames and mountings for spectacles, goggles or the like	86	674	38.056	212.421
90041000	Sunglasses	299	1.919	29.488	106.684
90049010	Corrective spectacles	86	429	6.765	25.331
90049050	Protective goggles	-	1.077	-	34.136
90049090	Spectacles, goggles and the like; other than sunglasses, corrective spectacles, and protective goggles	377	25.039	6.551	87.254
90051000	Binoculars	2	23	60	1.182
90058090	Monoculars and other optical telescopes; other than binoculars	681	917	19.033	89.812
90059090	Parts and accessories (including mountings); for binoculars, monoculars, other optical telescopes	16	22	900	1.345
90063000	Cameras specially designed for underwater use, for aerial survey or for medical or surgical examination of internal organs; comparison cameras for forensic or criminological purposes	10	227	253	20.614
90064000	Instant print cameras	-	1.873	-	139.644
90065310	Photographic (other than cinematographic) cameras, other than those of subheading 900630 and 900640; for roll film of a width of 35 mm; with a through-the-lens viewfinder (SLR)	2	21	54	2.006
90065390	Photographic (other than cinematographic) cameras, other than those of subheading 900630 and 900640; for roll film of a width of 35 mm; without a through-the-lens viewfinder (SLR)	30	51	600	803

Tabel 3 : Ekspor Indonesia menurut Komoditi (Kode HS 8 digit)

Agustus 2022

Kode H S	Uraian golongan barang	Berat bersih (Kg)		Nilai F.O.B. (U S \$)	
		Bulan ini	Kumulatif	Bulan ini	Kumulatif
(1)	(2)	(3)	(4)	(5)	(6)
90065919	Photographic (other than cinematographic) cameras, other than those of subheading 900630 and 900640; for roll film of a width less than 35 mm; without a through-the-lens viewfinder (SLR)	-	8	-	31
90065929	Photographic (other than cinematographic) cameras, other than those of subheading 900630 & 900640; roll film of a width > 35 mm; for preparing printing plates/cylinders; other than laser photoplotters	-	16	-	31
90065990	Photographic (other than cinematographic) cameras; for roll film of a width more than 35 mm, not elsewhere classified in heading 9006	1	2	590	1.635
90066900	Photographic flashlight apparatus and flashbulbs other than discharge lamps of heading 8539; other than discharge lamp ("electronic") flashlight apparatus	2	37	60	7.370
90069140	Parts and accessories; for cameras of subheading 900640 or 900653	-	117	-	596
90069190	Parts and accessories; for cameras, not elsewhere classified in 9006	111	781	9.256	62.470
90069910	Parts and accessories; for photographic flashlight apparatus	-	18	-	2.175
90069990	Parts and accessories; for flashbulbs	70	173	4.228	4.658
90071000	Cinematographic cameras, whether or not incorporating sound recording or reproducing apparatus	35	434	1.377	31.690
90072090	Cinematographic projectors, whether or not incorporating sound recording or reproducing apparatus; for film of 16 mm or more in width	-	1.663	-	6.333
90079100	Parts and accessories; for cinematographic cameras	38	454	5.968	37.812
90079200	Parts and accessories; for cinematographic cameras projectors	13.342	26.754	39.066	108.330
90085010	Image projectors, other than cinematographic, enlargers and reducers; microfilm, microfiche or other microform readers, whether or not capable of producing copies	-	61	-	4
90085090	Image projectors, other than cinematographic, enlargers and reducers; other than microfilm, microfiche or other microform readers, whether or not capable of producing copies	-	48	-	102
90089090	Parts and accessories; of image projectors, other than cinematographic	-	21	-	325
90101000	Apparatus and equipment for automatically developing photographic (including cinematographic) film or paper in rolls or for automatically exposing developed film to rolls of photographic paper	-	1	-	20
90105090	Apparatus and equipment for photographic (including cinematographic) laboratories, not elsewhere classified in Chapter 90	0	1	70	80
90106090	Projection screens; of less than 300 inches	2.500	4.496	11.250	12.200
90109090	Parts and accessories of negatoscopes, projection screens, or apparatus and equipment for photographic (including cinematographic) laboratories, not elsewhere classified in Chapter 90	-	11	-	460
90111000	Stereoscopic microscopes	-	71	-	3.962
90112000	Compound optical microscopes, other than stereoscopic microscopes; for photomicrography, cinephotomicrography or microprojection	48	269	1.606	27.469
90118000	Compound optical microscopes, other than stereoscopic microscopes; not for photomicrography, cinephotomicrography or microprojection	-	53	-	7.985
90119000	Parts and accessories of compound optical microscopes	-	13	-	260
90121000	Microscopes other than optical microscopes; diffraction apparatus	15	15	20	20
90129000	Parts and accessories of diffraction apparatus and microscopes other than optical microscopes	8	28	737	15.271
90131010	Telescopic sights for fitting to arms; periscopes	9	52	3.586	6.222

Tabel 3 : Ekspor Indonesia menurut Komoditi (Kode HS 8 digit)

		Agustus 2022			
Kode H S	Uraian golongan barang	Berat bersih (Kg)		Nilai F.O.B. (U S \$)	
		Bulan ini	Kumulatif	Bulan ini	Kumulatif
(1)	(2)	(3)	(4)	(5)	(6)
90132000	Lasers, other than laser diodes	46	823	311	384.688
90138010	Optical error verification and repair apparatus for printed circuit boards/printed wiring boards and printed circuit assemblies	-	10	-	625
90138090	Optical appliances and instruments, not elsewhere classified in Chapter 90	571	1.657	10.366	155.964
90139090	Parts and accessories; of goods of subheading 90131020 and 90138090	19	274	4.151	147.362
90141000	Direction finding compasses	19	337	21	231.266
90142000	Instruments and appliances for aeronautical or space navigation (other than compasses)	292	8.193	2.457	580.524
90148011	Navigational instruments and appliances; of a kind used on ships, incorporating or working in conjunction with an automatic data processing machine; sonar or echo sounder	-	89	-	2.022
90148090	Navigational instruments and appliances, not elsewhere classified in heading 9014	1.679	11.867	242.622	1.367.223
90149010	Parts and accessories of navigational instruments and apparatus; of a kind used on ships, working in conjunction with an automatic data processing machine	-	51	-	3.001
90149090	Parts and accessories of navigational instruments and apparatus; other than a kind used on ships, working in conjunction with an automatic data processing machine	37	1.438	5.150	78.079
90151010	Rangefinders; of a kind used in photography or cinematography	2	82	10	1.670
90151090	Rangefinders; other than a kind used in photography or cinematography	67	329	12.947	111.790
90152000	Theodolites and tachymeters (tacheometers)	-	116	-	13.849
90153000	Levels	5.698	16.660	317.458	899.649
90154000	Photogrammetrical surveying instruments and appliances	316	1.526	1.836	34.548
90158010	Radio-sonde and radio-wind apparatus	-	455	-	41.902
90158090	Surveying, hydrographic, oceanographic, hydrological, meteorological or geophysical instruments and appliances, excluding compasses, not elsewhere classified in heading 9015	1.567	45.731	385.476	5.707.350
90159000	Parts & accessories of rangefinders & surveying (incl. photogrammetrical surveying), hydrographic, oceanographic, hydrological, meteorological or geophysical instruments & appliances, excl. compasses	1.431	520.845	85.610	16.319.816
90160000	Balances of a sensitivity of 5 cg or better, with or without weights	9	101	2.291	3.497
90171010	Plotters (drafting tables and machines), whether or not automatic	-	1	-	65
90171090	Drafting tables and machines, whether or not automatic; other than plotters	179	811	8.588	43.735
90172010	Rulers	351	468	3.297	4.179
90172090	Drawing, marking-out or mathematical calculating instruments, not elsewhere classified in heading 9017	2	503	3	6.338
90173000	Micrometers, callipers and gauges	1.052	20.909	71.119	620.490
90178000	Instruments for measuring length, for use in the hand (for example, measuring rods and tapes), not specified or included elsewhere in Chapter 90	687	8.501	59.329	313.920
90179040	Parts and accessories, including printed circuit assemblies, of other plotters	-	8	-	2.163
90179090	Parts & accessories of drawing, marking-out/mathematical calculating instruments & instruments for measuring length, for use in the hand, not included elsewhere in this Chapter, n.e.c. in heading 9017	24	382	2.244	45.052
90181100	Electro-cardiographs	15	156	3.182	33.455
90181200	Ultrasonic scanning apparatus	177	1.097	27.280	284.400
90181300	Magnetic resonance imaging apparatus	11	28.392	175	961.036
90181400	Scintigraphic apparatus	9	33	1.097	3.242

Tabel 3 : Ekspor Indonesia menurut Komoditi (Kode HS 8 digit)

Agustus 2022

Kode H S	Uraian golongan barang	Berat bersih (Kg)		Nilai F.O.B. (U S \$)	
		Bulan ini	Kumulatif	Bulan ini	Kumulatif
		(1)	(2)	(3)	(4)
90181900	Electro-diagnostic apparatus (incl. apparatus for functional exploratory examination or for checking physiological parameters), not elsewhere classified in heading 9018	15.460	60.594	1.251.602	11.337.091
90182000	Ultra-violet or infra-red ray apparatus	-	835	-	690.860
90183110	Disposable syringes, with or without needles	522.610	4.217.914	2.841.499	24.627.028
90183190	Syringes, with or without needles; other than disposable syringes	3	50.350	19	221.548
90183200	Tubular metal needles and needles for sutures	-	3	-	162
90183910	Catheters	5.097	41.602	116.381	894.056
90183990	Cannulae and the like	6.285	37.509	37.600	230.724
90184100	Dental drill engines, whether or not combined on a single base with other dental equipment	5	6	1	31
90184900	Instruments and appliances, used in dental sciences, not elsewhere classified in heading 9018	1.038	9.017	143.959	1.274.475
90185000	Ophthalmic instruments and appliances, not elsewhere classified in heading 9018	9.685	39.542	2.143.978	11.623.801
90189010	Fibre optics headband lamps of a kind designed for medical use	241	531	9.309	17.886
90189020	Intravenous administration sets	20.275	112.373	127.291	579.950
90189031	Electro-surgical or electro-medical instruments and appliances	2.347	2.530	9.813	35.228
90189039	Electronic instruments and appliances, used in medical, surgical, dental or veterinary sciences, including sight-testing instruments, not elsewhere classified in heading 9018	39.711	115.739	4.922.394	11.909.876
90189090	Non-electronic Instruments and appliances used in medical, surgical, dental or veterinary sciences, including sight-testing instruments, not elsewhere classified in heading 9018	1.167.104	8.028.670	11.828.971	85.056.240
90191010	Mechano-therapy appliances, massage apparatus, psychological aptitude-testing apparatus; electrically operated	3.841	44.049	200.128	2.207.866
90191090	Mechano-therapy appliances, massage apparatus, psychological aptitude-testing apparatus; not electrically operated	51	845	672	42.114
90192010	Invasive ventilators	5	210	40	33.255
90192020	Ventilators, other than invasive ventilators	-	28.747	-	963.819
90192090	Ozone therapy, oxygen therapy, aerosol therapy, artificial respiration or other therapeutic respiration apparatus; other than ventilators	21.997	159.823	892.132	10.938.634
90200010	Full face masks for chemical, biological, radiological and nuclear (CBRN) protection	84	1.141	698	107.014
90200090	Breathing appliances (other than those of heading 9019) and gas masks, excl. protective masks having neither mechanical parts nor replaceable filters; other than full face masks for CBRN protection	13	17.069	1.008	264.152
90211010	Orthopaedic or fracture appliances of iron or steel	-	4	-	20
90211090	Orthopaedic or fracture appliances of material other than iron or steel	2	173	2.280	34.529
90212100	Artificial teeth	1	78	279	1.975
90212910	Dental fittings of iron or steel	-	0	-	3
90212990	Dental fittings of material other than titanium, iron or steel	1	13	50	1.122
90213100	Artificial joints	-	1	-	1
90213900	Artificial parts of the body; other than artificial teeth and artificial joints	3.067	9.263	545.423	1.851.670
90214000	Hearing aids, excluding parts and accessories	3	31	515	5.904
90215000	Pacemakers for stimulating heart muscles, excluding parts and accessories	-	24	-	55
90219000	Appliances which are worn or carried, or implanted in the body, to compensate for a defect or disability, not elsewhere classified in 9021	9.651	55.025	309.482	2.658.624
90221200	Computed tomography apparatus	1	11.551	7	85.007

Tabel 3 : Ekspor Indonesia menurut Komoditi (Kode HS 8 digit)

		Agustus 2022			
Kode H S	Uraian golongan barang	Berat bersih (Kg)		Nilai F.O.B. (U S \$)	
		Bulan ini	Kumulatif	Bulan ini	Kumulatif
(1)	(2)	(3)	(4)	(5)	(6)
90221300	Apparatus based on the use of X-rays, including radiography or radiotherapy apparatus, other than computed tomography apparatus; for dental uses	-	11	-	454
90221400	Apparatus based on the use of X-rays, including radiography or radiotherapy apparatus, other than computed tomography apparatus; for medical, surgical or veterinary uses	42	348	6.012	55.377
90221910	X-ray apparatus for the physical inspection of solder joints on printed circuit board/printed wiring board assemblies	120	1.760	5.000	321.952
90221990	Apparatus based on the use of X-rays, other than computed tomography apparatus; not for medical, surgical, dental or veterinary uses, not elsewhere classified in heading 9022	696	5.883	33.021	279.474
90222100	Apparatus based on the use of alpha, beta, gamma or other ionising radiations, for medical, surgical, dental or veterinary uses, including radiography or radiotherapy apparatus	0	755	35	15.124
90223000	X-ray tubes	778	5.771	42.047	658.390
90229010	Parts and accessories of X-ray apparatus for the physical inspection of solder joints on printed circuit assemblies	274	1.808	29.325	261.914
90229020	Parts and accessories of X-ray apparatus, other than for the physical inspection of solder joints on printed circuit assemblies	89	582	3.039	105.391
90229090	Parts & accessories of apparatus based on the use of alpha, beta, gamma/other ionising radiations; high tension generators, control panels & desks, screens, examination/treatment tables, chairs etc.	1.611	10.845	450.504	3.054.684
90230000	Instruments, apparatus and models, designed for demonstrational purposes (for example, in education or exhibitions), unsuitable for other uses	7.663	31.404	201.161	925.046
90241010	Machines and appliances for testing metals; electrically operated	16	192	5.000	20.515
90241020	Machines and appliances for testing metals; not electrically operated	-	895	-	20.277
90248010	Machines and appliances for testing the hardness, strength, compressibility, elasticity or other mechanical properties of materials (other than metals); electrically operated	45	95.915	5.103	863.235
90248020	Machines and appliances for testing the hardness, strength, compressibility, elasticity or other mechanical properties of materials (other than metals); not electrically operated	50	878	421	27.858
90249000	Parts and accessories of machines and appliances for testing the hardness, strength, compressibility, elasticity or other mechanical properties of materials	52	2.451	2.822	58.226
90251100	Thermometers and pyrometers, not combined with other instruments; liquid-filled, for direct reading	4	51	1.770	5.709
90251911	Temperature gauges for motor vehicles; electrically operated	1	23	32	8.006
90251919	Electrically operated thermometers and pyrometers, not combined with other instruments, other than liquid-filled for direct reading and temperature gauges for motor vehicles	688	11.238	364.578	2.949.923
90251920	Not electrically operated thermometers and pyrometers, not combined with other instruments, other than liquid-filled for direct reading	175	4.640	3.688	206.007
90258000	Hydrometers and similar floating instruments, barometers, hygrometers and psychrometers, recording or not, and any combination of these instruments	166	4.310	22.988	652.820
90259000	Parts and accessories of hydrometers and similar floating instruments, thermometers, pyrometers, barometers, hygrometers and psychrometers, recording or not, and any combination of these instruments	246	3.367	3.452	58.913
90261050	Level gauges for motor vehicles	596	3.662	35.982	224.101

Tabel 3 : Ekspor Indonesia menurut Komoditi (Kode HS 8 digit)

Agustus 2022

Kode H S	Uraian golongan barang	Berat bersih (Kg)		Nilai F.O.B. (U S \$)	
		Bulan ini	Kumulatif	Bulan ini	Kumulatif
		(1)	(2)	(3)	(4)
90261090	Instruments and apparatus for measuring or checking the flow or level of liquids, other than level gauges for motor vehicles	1.447	10.417	20.617	222.171
90262050	Pressure gauges for motor vehicles	4.753	32.760	203.432	1.264.278
90262090	Instruments and apparatus for measuring or checking pressure, other than pressure gauges for motor vehicles	53.262	85.387	1.783.830	3.185.496
90268000	Instruments & apparatus for measuring/checking the variables of liquids/gases (e.g. flow meters, manometers, heat meters), excl. those of heading 9014, 9015, 9028 or 9032, n.e.c. in heading 9026	2.939	28.186	431.491	5.195.872
90269000	Parts and accessories of instruments and apparatus for measuring or checking the flow, level, pressure or other variables of liquids or gases, excl. those of heading 9014, 9015, 9028 or 9032	3.751	40.591	83.988	1.849.615
90271000	Gas or smoke analysis apparatus	362	4.479	32.586	829.448
90272000	Chromatographs and electrophoresis instruments	120	730	82.206	171.275
90273000	Spectrometers, spectrophotometers and spectrographs using optical radiations (UV, visible, IR)	123	815	42.440	348.306
90275000	Instruments and apparatus using optical radiations (UV, visible, IR) other than spectrometers, spectrophotometers and spectrographs	4.199	22.126	683.496	3.625.124
90278100	Mass spectrometers	222	107.659	300	15.040.135
90278910	Exposure meters	2	45	2.252	50.646
90278990	Instruments & apparatus for physical/chemical analysis, for measuring viscosity, porosity, expansion, surface tension etc., or for measuring quantities of heat, sound/light; n.e.c. in heading 9027	440	61.590	34.494	8.895.672
90279000	Microtomes; parts and accessories	46.824	869.826	721.832	9.841.208
90281010	Gas meters of a kind mounted on gas containers	-	93	-	23.296
90281090	Gas meters, other than a kind mounted on gas containers	0	103	1	13.992
90282020	Water meters	176.997	1.406.965	2.843.831	21.784.694
90282090	Liquid meters, other than water meters	282	293	725	8.492
90283010	Kilowatt-hour meters	39.770	313.335	2.404.946	18.425.133
90283090	Electricity meters, other than kilowatt-hour meters	1	26	49	1.284
90289010	Parts and accessories of water meter housings or bodies	2.861	9.134	71.768	567.653
90289090	Parts and accessories of gas, liquid or electricity supply or production meters, other than water meter housings or bodies	11.895	110.958	720.049	4.524.548
90291020	Taximeters	514	3.737	45.414	314.890
90291090	Revolution counters, production counters, mileometers, pedometers and the like, other than taximeters	1.479	13.078	154.494	1.378.842
90292010	Speedometers for motor vehicles	37.219	246.263	2.088.899	12.993.011
90292020	Tachometers for motor vehicles	8.428	19.643	526.135	930.661
90292090	Speed indicators and tachometers (other than for motor vehicles); stroboscopes	6.608	24.148	499.428	1.977.738
90299010	Parts and accessories of goods of subheading 902910; parts and accessories of stroboscopes of subheading 902920	357	10.752	40.054	830.192
90299020	Parts and accessories of speed indicators and tachometers of subheading 902920	26.261	197.685	675.767	5.713.271
90301000	Instruments and apparatus for measuring or detecting ionising radiations	161	3.604	261.327	1.296.813
90302000	Oscilloscopes and oscillographs	29	243	16.955	82.539
90303100	Multimeters without a recording device	223	1.896	7.585	144.087
90303200	Multimeters with a recording device	102	958	29.092	692.955
90303310	Instruments and apparatus for measuring or checking voltage, current, resistance or power on printed circuit boards/printed wiring boards or printed circuit assemblies; without a recording device	41	463	1.468	88.178
90303320	Impedance-measuring instruments and apparatus, apparatus for testing electrostatic control equipment and electrostatic grounding devices/fixtures; without a recording device	4	287	54	50.949

Tabel 3 : Ekspor Indonesia menurut Komoditi (Kode HS 8 digit)

Agustus 2022

Kode H S	Uraian golongan barang	Berat bersih (Kg)		Nilai F.O.B. (U S \$)	
		Bulan ini	Kumulatif	Bulan ini	Kumulatif
		(1)	(2)	(3)	(4)
90303330	Ammeters and voltmeters for motor vehicles; without a recording device	-	185	-	2.016
90303340	Resistance measuring instruments, without a recording device, not elsewhere classified in heading 9030	-	5	-	522
90303390	Instruments & apparatus, for measuring/checking voltage, current, resistance/power (oth than those for measuring/checking semiconductor wafers/devices); w/o a recording device, n.e.c. in heading 9030	1.512	12.263	447.157	2.526.856
90303900	Instruments & apparatus, for measuring/checking voltage, current, resistance/power (oth than those for measuring/checking semiconductor wafers/devices); w/ a recording device, n.e.c. in heading 9030	53	1.222	55.425	469.404
90304000	Instruments and apparatus, specially designed for telecommunications (for example, cross-talk meters, gain measuring instruments, distortion factor meters, psophometers), n.e.c. in heading 9030	48	380	122.242	614.933
90308290	Instruments and apparatus for measuring or checking semiconductor wafers or devices (including integrated circuits), other than wafer probers	-	1	-	10
90308410	Instruments and apparatus, with a recording device, for measuring or checking electrical quantities on printed circuit boards/printed wiring boards and printed circuit assemblies	-	1.496	-	19.128
90308490	Instruments and apparatus for measuring or checking electrical quantities, excluding meters of heading 9028, with a recording device, n.e.c. in heading 9030	14	17.787	5.259	439.231
90308910	Instruments and apparatus, without a recording device, for measuring or checking electrical quantities on printed circuit boards/printed wiring boards and printed circuit assemblies	-	111	-	19.462
90308990	Instruments and apparatus for measuring or checking electrical quantities, excluding meters of heading 9028, without a recording device, n.e.c. in heading 9030	31	1.408	12.624	892.886
90309010	Parts and accessories (including printed circuit assemblies) of goods of subheading 903040 or 903082	1.101	3.191	405.279	1.941.309
90309030	Parts and accessories of optical instruments and appliances for measuring or checking printed circuit boards/printed wiring boards and printed circuit assemblies	462	999	13.811	72.971
90309040	Parts and accessories of other instruments and apparatus for measuring or checking electrical quantities on printed circuit boards/printed wiring boards and printed circuit assemblies	371	6.757	42.909	605.747
90309090	Parts&accessories of instruments&apparatus for measuring/checking electrical quantities n.e.c. in heading 9030, parts&accessories of instruments&apparatus for measuring/detecting ionising radiations	179	17.780	239.939	1.901.490
90311000	Machines for balancing mechanical parts	3.603	5.138	1.511	107.420
90312000	Test benches	-	316	-	12.887
90314100	Optical instruments & appliances for inspecting semiconductor wafers/devices (include integrated circuits)/for inspecting photomasks/reticles used in manufacturing semiconductor devices (include IC)	-	61	-	1.916
90314910	Optical instruments and appliances for measuring surface particulate contamination on semiconductor wafers	20	229	358	30.802
90314920	Optical error verification and repair apparatus for printed circuit boards/printed wiring boards and printed circuit assemblies	-	495	-	24.067
90314930	Optical instruments and appliances for measuring or checking printed circuit boards/printed wiring boards and printed circuit assemblies	-	336	-	13.306
90314990	Optical instruments and appliances for other purpose nor elsewhere classified in subheading 903149	4.308	26.637	456.572	10.390.551

Tabel 3 : Ekspor Indonesia menurut Komoditi (Kode HS 8 digit)

		Agustus 2022			
Kode H S	Uraian golongan barang	Berat bersih (Kg)		Nilai F.O.B. (U S \$)	
		Bulan ini	Kumulatif	Bulan ini	Kumulatif
(1)	(2)	(3)	(4)	(5)	(6)
90318010	Cable testers	-	1.554	-	209.078
90318090	Non optical measuring or checking instruments, appliances and machines, other than cable testers	41.078	1.144.112	1.795.278	15.663.373
90319030	Parts&acc incl PCA of optical instr&appl for inspecting semiconductor wafer/device/for inspecting mask,photomask/reticle used in mfg semiconductor device;part&acc of optical instr&appl for measuring surface particulate contamination on semiconductor wafer	-	96	-	36.008
90319040	Parts & accessories of optical error verification and repair apparatus for printed circuit boards/printed wiring boards and printed circuit assemblies	-	43	-	10
90319050	Parts & accessories of other optical instruments and appliances for measuring or checking printed circuit boards/printed wiring boards and printed circuit assemblies	-	2	-	509
90319090	parts and accessories, not elsewhere classified in subheading 903190	2.487	316.108	174.260	4.227.843
90321000	Thermostats	12.963	144.923	592.110	9.609.935
90322000	Manostats	-	7	-	1.567
90328100	Hydraulic or pneumatic	9.244	13.021	33.575	70.464
90328910	Instrument&apparatus incorporating or working in conjunction w/ automatic data processing machine,for automatically regulating or controlling the propulsion, ballast or cargo handling systems of ships	35	88	1.564	76.718
90328920	Automatic instruments and apparatus for regulating or controlling chemical or electrochemical solutions in the manufacture of PCB/PWB/PCBA	-	1.144	-	101.984
90328931	Automatic regulating voltage units (stabilisers)	155	19.158	10.671	488.418
90328939	Automatic regulating or controlling instruments and apparatus, electrically operated, not elsewhere classified in subheading 903289	19.333	103.586	1.449.037	7.383.033
90328990	Automatic regulating or controlling instruments and apparatus, not elsewhere classified in subheading 903289, non electrically operated	27.649	216.942	2.887.608	17.913.423
90329010	Parts & accessories of instruments & apparatus incorporating/working in conjunction with computer,for automatically regulating/controlling the propulsion,ballast/cargo handling systems of ships	151	153	7.562	7.654
90329090	Parts and accessories, not elsewhere classified in subheading 903290	8.143	70.895	454.927	2.823.471
90330000	Parts and accessories (not specified or included elsewhere in this Chapter) for machines, appliances, instruments or apparatus of Chapter 90	42.031	273.019	931.684	7.956.762
91011100	Wrist-watches, electrically operated, whether or not incorporating a stop-watch facility, with mechanical display only	480	2.826	251.441	788.748
91011900	Wrist-watches, electrically operated, whether or not incorporating a stop-watch facility, without mechanical display only	14	261	114.888	575.156
91012100	Wrist-watches, non-electrically operated, whether or not incorporating a stop-watch facility, with automatic winding	27	399	434	480.644
91012900	Wrist-watches, non-electrically operated, whether or not incorporating a stop-watch facility, without automatic winding	299	4.615	3.394	19.157
91019100	Pocket-watches and other watches, including stop-watches, with case of precious metal or of metal clad with precious metal, electrically operated	-	2	-	47.601
91019900	Pocket-watches and other watches, including stop-watches, with case of precious metal or of metal clad with precious metal, non-electrically operated	176	1.158	38.947	217.517
91021100	Wrist-watches other than those of heading 9101, electrically operated, whether or not incorporating a stop-watch facility, with mechanical display only	658	2.186	111.160	551.618

Tabel 3 : Ekspor Indonesia menurut Komoditi (Kode HS 8 digit)

		Agustus 2022			
Kode H S	Uraian golongan barang	Berat bersih (Kg)		Nilai F.O.B. (U S \$)	
		Bulan ini	Kumulatif	Bulan ini	Kumulatif
(1)	(2)	(3)	(4)	(5)	(6)
91021200	Wrist-watches other than those of heading 9101, electrically operated, whether or not incorporating a stop-watch facility, with opto-electronic display only	810	2.589	49.292	322.633
91021900	Wrist-watches other than those of heading 9101, electrically operated, whether or not incorporating a stop-watch facility, without mechanical or opto-electronic display	777	53.882	40.357	439.932
91022100	Wrist-watches other than those of heading 9101, non-electrically operated, whether or not incorporating a stop-watch facility, with automatic winding	4	32	2.315	189.676
91022900	Wrist-watches other than those of heading 9101, non-electrically operated, whether or not incorporating a stop-watch facility, without automatic winding	139	2.021	227.023	3.129.476
91029100	Pocket-watches and other watches, including stop-watches, other than those of heading 9101, electrically operated	-	8	-	691
91029900	Pocket-watches and other watches, including stop-watches, other than those of heading 9101, non-electrically operated	146	1.720	76.808	1.306.715
91031000	Clocks with watch movements, excluding clocks of heading 9104, electrically operated	-	0	-	5
91039000	Clocks with watch movements, excluding clocks of heading 9104, non-electrically operated	0	94	3	587
91040010	Instrument panel clocks and clocks of a similar type for vehicles, aircraft, spacecraft or vessels, for vehicles	-	0	-	57
91040090	Instrument panel clocks and clocks of a similar type for vehicles, aircraft, spacecraft or vessels, other than for vehicles	-	4	-	161
91051100	Alarm clocks, electrically operated	-	51	-	462
91051900	Alarm clocks, non-electrically operated	19	182	450	2.590
91052100	Wall clocks, electrically operated	1.110	1.282	11.565	15.253
91052900	Wall clocks, non-electrically operated	990	2.718	4.054	7.757
91059190	Clocks excluding alarm clocks or wall clocks, electrically operated, other than marine chronometers	1	22	304	572
91059990	Clocks excluding alarm clocks or wall clocks, non-electrically operated, other than marine chronometers	414	514	171	906
91061000	Time-registers; time-recorders	14.631	127.965	976.516	9.079.992
91069090	Time, with clock or watch movement or with synchronous motor, other than time-registers or time-recorders or parking meters	2.226	20.723	351.105	2.324.347
91070000	Time switches with clock or watch movement or with synchronous motor	2.211	15.906	111.288	797.526
91081200	Watch movements, complete and assembled with opto-electronic display only, electrically operated	-	0	-	85
91082000	Watch movements, complete and assembled with automatic winding	-	10	-	302.161
91089000	Watch movements, complete and assembled without automatic winding, non-electronic operated	-	2	-	829
91091000	Clock movements, complete and assembled, electrically operated	-	2	-	64
91101100	Complete watch movements, unassembled or partly assembled (movement sets)	-	9	-	59.737
91109000	Complete clock movements, unassembled or partly assembled (movement sets); incomplete clock movements, assembled; rough clock movements	-	33	-	3.712
91112000	Watch cases of base metal, whether or not gold- or silver-plated	-	32	-	749
91118000	Watch cases other than of precious metal or of metal clad with precious metal or of base metal, whether or not gold-or silver-plated	1	1	34	34
91119000	Parts of watch cases	2	14	145	587
91129000	Parts of clock cases and cases of a similar type for other goods of this Chapter	1	5	19	25.459

Tabel 3 : Ekspor Indonesia menurut Komoditi (Kode HS 8 digit)

		Agustus 2022			
Kode H S	Uraian golongan barang	Berat bersih (Kg)		Nilai F.O.B. (U S \$)	
		Bulan ini	Kumulatif	Bulan ini	Kumulatif
(1)	(2)	(3)	(4)	(5)	(6)
91131000	Watch straps, watch bands and watch bracelets, and parts thereof, of precious metal or of metal clad with precious metal	-	16	-	1.405
91132000	Watch straps, watch bands and watch bracelets, and parts thereof, of base metal, whether or not gold- or silver-plated	1	2	30	111
91139000	Watch straps, watch bands and watch bracelets, and parts thereof, other than of precious metal or of metal clad with precious metal or of base metal, whether or not gold- or silver-plated	452	2.555	37.482	204.749
91143000	Dials for clock or watch	-	4	-	125
91149000	Parts for clock or watch parts, not else where clasified in heading 91	626	1.213	12.632	44.803
92011000	Upright pianos, including automatic pianos; harpsichords and other keyboard stringed instruments	731.323	6.792.489	7.237.476	62.384.905
92012000	Grand pianos, including automatic pianos; harpsichords and other keyboard stringed instruments	289.738	1.791.931	4.767.341	30.155.083
92019000	Pianos other than upright pianos or grand pianos, including automatic pianos; harpsichords and other keyboard stringed instruments	38	13.697	2.531	15.998
92021000	String musical instruments (for example, guitars, violins, harps), played with a bow	1.093	9.407	334.733	2.672.020
92029000	String musical instruments (for example, guitars, violins, harps), played with other than a bow	182.742	2.215.564	5.191.136	69.065.090
92051000	Brass-wind musical instruments (for example, keyboard pipe organs, accordions, clarinets, trumpets, bagpipes), other than fairground organs and mechanical street organs	23	184	2.635	4.982
92059010	Keyboard pipe organs; harmoniums and similar keyboard instruments with free metal reeds	33	3.174	220	40.208
92059090	Non brass-wind musical instruments, other than fairground organs and mechanical street organs or keyboard pipe organs, or harmoniums and similar keyboard instruments with free metal reeds	102.233	655.097	5.853.501	30.694.841
92060000	Percussion musical instruments (for example, drums, xylophones, cymbals, castanets, maracas)	160.362	1.575.914	577.318	4.373.094
92071000	Keyboard instruments, other than accordions, the sound of which is produced, or must be amplified, electrically (for example, organs, guitars)	2.193.189	16.416.229	20.179.235	161.452.813
92079000	Musical instruments excluding keyboard instrument, other than accordions; the sound of which is produced, or must be amplified, electrically (for example, organs, guitars, accordions)	589.520	5.947.090	17.963.881	150.084.186
92081000	Musical boxes	4	887	160	50.002
92089010	Decoy calls of all kinds; whistles, call horns and other mouth-blown sound signalling instruments	19	68	1.018	1.131
92089090	Fairground organs, mechanical street organs, mechanical singing birds, musical saws and other musical instruments not falling within any other heading of this Chapter	423	1.264	6.696	17.995
92093000	Musical instrument strings	502	3.351	42.801	304.278
92099110	Strung backs, keyboards and metal frames for upright pianos	142.285	1.208.545	961.993	7.741.598
92099190	Parts and accessories for pianos other than strung backs, keyboards and metal frames for upright pianos	105.904	999.930	783.089	8.016.889
92099200	Parts and accessories for other musical instruments (for example guitars, violins, harps)	182	3.580	15.741	162.915
92099400	Parts and accessories for the musical instruments, the sound of which is produced, or must be amplified, electrically (for example, organs, guitars, accordions)	285.736	2.086.358	2.213.614	15.972.575
92099900	Metronomes, tuning forks and pitch pipes of all kinds; - Of watches ; - - Parts and accessories for pianos	51.445	458.244	1.425.508	11.728.102
93011000	Artillery weapons (for example, guns, howitzers and mortars)	56	56	25.058	25.058
93019000	Military weapons, other than revolvers, pistols and the arms of heading 9307, 930110,930120	-	17	-	12.370

Tabel 3 : Ekspor Indonesia menurut Komoditi (Kode HS 8 digit)

Agustus 2022

Kode H S	Uraian golongan barang	Berat bersih (Kg)		Nilai F.O.B. (U S \$)	
		Bulan ini	Kumulatif	Bulan ini	Kumulatif
(1)	(2)	(3)	(4)	(5)	(6)
93039090	Very pistols and other devices designed to project only signal flares, pistols and revolvers for firing blank ammunition, captive- bolt humane killers, line-throwing guns	-	1	-	50
93040010	Air guns, operating at a pressure of less than 7 kgf/cm2	-	3	-	88
93051000	Parts and accessories of revolvers or pistols	5	11	147	456
93059919	Parts and accessories of goods of subheading 93040090; Of oth than leather or of textile material	37	42	1.207	3.169
93059999	Parts and accessories of oth than leather or textile material for articles headings 9303 to 9304 (excl subhead 93040090 and shotguns or rifles of heading 9303)	3	363	12	29.171
93062100	Shotgun cartridges	-	5	-	113
93062900	Parts thereof Shotgun; air gun pellets	-	851	-	83.761
93063099	Cartridges for munition of war&parts thereof oth than for revolver&pistols/for riveting/captive-bolt humane killers/sporting,hunting/target-shooting guns,rifles&carbines,oth than shotguns/22 calibre	-	0	-	38
93069010	Bombs, grenades, torpedoes, mines, missiles and similar munitions of war and parts thereof	3.987	3.987	96.843	96.843
93069090	other ammunition and projectiles and parts thereof, including shot and cartridge wads	-	39.696	-	1.121.681
93070000	Swords, cutlasses, bayonets, lances and similar arms and parts thereof and scabbards and sheaths thereof	224	1.047	30.155	33.877
94011000	Seats of a kind used for aircraft, whether or not convertible into beds	38	441	612	9.447
94012010	Seats of a kind used for vehicles of heading 8702, 8703 or 8704, whether or not convertible into beds	9.507	40.754	104.743	421.959
94012090	Seats of a kind used for vehicles other than of heading 8702, 8703 or 8704, whether or not convertible into beds	385	50.259	2.043	1.075.234
94013100	Swivel seats with variable height adjustment of wood, whether or not convertible into beds	707	1.914	4.954	18.869
94013900	Swivel seats with variable height adjustment of other than wood, whether or not convertible into beds	1.970	12.727	25.418	106.356
94014100	Seats other than garden seats or camping equipment, convertible into beds; of wood	-	50	-	117
94014900	Seats other than garden seats or camping equipment, convertible into beds; of other than wood	1	54.149	28	201.680
94015200	Seat of bamboo	3.351	19.674	15.039	81.942
94015300	Seat of rattan	783.976	8.487.100	5.796.139	60.552.045
94015900	Seats of cane, osier, or similar materials but other than bamboo or rattan	114.850	2.112.383	1.622.069	28.556.814
94016100	Seats, with wooden frames ; upholstered	351.604	4.954.701	2.950.499	36.442.206
94016910	Seats, with wooden frames ; With backrest and/or the seat made of rattan	334.301	3.477.225	2.341.902	21.956.331
94016990	Seats, with wooden frames ; With backrest and/or the seat made of other than rattan	5.315.811	58.155.861	33.591.714	350.800.373
94017100	Other seats, with metal frames; upholsetered	246.891	1.971.520	2.897.110	23.201.870
94017910	Other seats, with metal frames; With backrest and/or the seat made of rattan	109.248	1.402.870	680.313	8.711.111
94017990	Other seats, with metal frames; With backrest and/or the seat made of other than rattan	505.066	4.095.719	4.735.269	40.776.992
94018000	seats, with frames other than of metal or wood	159.769	1.360.432	1.959.964	14.940.525
94019100	Seats parts of wood	62.330	310.126	301.513	1.555.577
94019910	Part of seats of subheading 94011000	1.384	26.302	110.413	251.395
94019921	Part seats ; headrest stiffeners and armrests for seats of subheading 94012010	9.578	251.936	8.510	1.455.883
94019929	Part seats of subheading 940120 ; other than headrest stiffeners and armrests for seats of subheading 94012010	428.563	3.050.443	2.623.413	19.874.898
94019930	Part of seats of subheading 94013100 and 94013900	-	4.097	-	26.800
94019991	Seats Part of plastic for subheading 940141 to 940180	72.615	1.458.969	427.967	13.792.906
94019999	Seats Part of other than plastic for subheading 940141 to 940180	119.175	1.099.247	442.342	4.095.617

Tabel 3 : Ekspor Indonesia menurut Komoditi (Kode HS 8 digit)

Agustus 2022

Kode H S	Uraian golongan barang	Berat bersih (Kg)		Nilai F.O.B. (U S \$)	
		Bulan ini	Kumulatif	Bulan ini	Kumulatif
(1)	(2)	(3)	(4)	(5)	(6)
94021010	Dentists' chairs and parts thereof, having rotating as well as both reclining and elevating movements	-	745	-	154.708
94021030	Barbers' or similar chairs and parts thereof, having rotating as well as both reclining and elevating movements	52	2.134	172	6.865
94029011	Commodes furniture,Furniture specially designed for medical, surgical or veterinary purposes	-	5.540	-	44.637
94029014	Examination tables, Furniture specially designed for medical, surgical or veterinary purposes	-	30	-	80
94029015	Hospital beds, Furniture specially designed for medical, surgical or veterinary purposes	140.563	652.652	831.898	4.273.405
94029019	Furniture specially designed for medical, surgical or veterinary purposes ; other than operating table, examination tables, hospital beds or commodes	7	247.916	1.226	2.383.836
94029090	Parts thereof ; furniture specially designed for medical, surgical or veterinary purposes	47.075	1.154.921	300.980	6.342.828
94031000	Metal furniture of a kind used in offices	100.548	1.108.809	763.310	9.722.632
94032010	Fume cupboards of metal	48.387	429.802	338.844	2.083.603
94032090	Metal furniture other than fume cupboards, not used in offices	740.859	8.964.671	6.155.947	56.337.479
94033000	Wooden furniture of a kind used in offices	633.633	5.769.429	1.937.060	17.061.943
94034000	Wooden furniture of a kind used in the kitchen	3.005.647	26.093.912	6.844.554	62.067.972
94035000	Wooden furniture of a kind used in the bedroom	4.425.161	40.597.341	17.912.304	167.284.760
94036010	Fume cupboards of wood, not used in offices or kitchen or bedroom	499.992	5.878.241	1.826.272	21.159.399
94036090	Wooden furniture other than fume cupboards of wood, not used in offices or kitchen or bedroom	20.380.812	175.955.274	83.766.328	690.798.988
94037010	Baby walkers of plastics	-	668	-	3.696
94037090	Furniture of plastics other than baby walkers and fume cupboards	129.585	1.564.404	1.324.465	14.845.364
94038200	Furniture of bamboo	29.370	444.623	67.098	960.759
94038300	Furniture of rattan	291.393	3.788.163	2.103.832	27.788.108
94038910	Fume cupboards of other materials, including cane, osier, or similar materials	1.769	12.000	10.544	64.215
94038990	Furniture other than fume cupboards, of other materials, including cane, osier, or similar materials	227.953	2.600.026	2.883.216	24.257.523
94039100	Parts of furniture of wood	666.968	3.721.841	2.338.193	12.369.443
94039910	Parts of baby walkers of plastics	-	10.279	-	67.430
94039990	Parts of furniture other than baby walkers of plastics, excluding of wood	46.523	3.240.378	204.844	11.403.335
94041000	Mattress supports	121.708	955.370	484.570	3.788.786
94042110	Mattresses of cellular rubber, whether or not covered	1.570.768	4.428.056	6.226.403	20.435.623
94042120	Mattresses of cellular plastics, whether or not covered	3.978.352	28.064.951	17.863.669	122.563.561
94042910	Spring mattresses	2.147.836	24.567.977	5.352.566	70.452.830
94042920	Mattresses hyperthermia/hypothermia type, of other materials excluding cellular rubber or plastics, other than spring mattresses	89	239	2.132	3.438
94042990	Mattresses of other materials excluding cellular rubber or plastics, other than spring mattresses or huperthemia/hypothemia type	879.713	8.933.091	3.116.175	29.173.609
94043000	Sleeping bags	3.882	19.645	103.760	482.810
94044000	Quilts, bedspreads, eiderdowns and duvets (comforters)	6.034	61.085	73.665	513.524
94049000	Articles of bedding&similar furnishing excl mattresses,sleeping bag,quilts,eiderdown&duvets,fitted with spings/stuffed/internally fitted w/ any material/of cellular rubber/plastics,whether/not covered	211.099	2.222.738	2.596.186	24.961.574
94051110	Luminaires for operating rooms, designed for use solely with light-emitting diode (LED) light sources	2	2	69	69
94051191	Spotlights, designed for use solely with LED light sources, not used for lighting public open spaces or thoroughfares	3	1.703	2	6.854

Tabel 3 : Ekspor Indonesia menurut Komoditi (Kode HS 8 digit)

Agustus 2022

Kode H S	Uraian golongan barang	Berat bersih (Kg)		Nilai F.O.B. (U S \$)	
		Bulan ini	Kumulatif	Bulan ini	Kumulatif
		(1)	(2)	(3)	(4)
94051199	Chandelier&oth electric ceiling/wall lighting fitting,excl those of used for lighting public open space/thoroughfare,used for solely w/ LED light source,oth than luminaire for operating room/spotlight	157.216	882.265	996.536	5.693.675
94051991	Spotlights, designed for use not with LED light sources, not used for lighting public open spaces or thoroughfares	-	13.002	-	44.563
94051992	Luminaires with fluorecent lamps, designed for use not with LED light sources, not used for lighting public open spaces or thoroughfares	-	106	-	575
94051999	Chandelier&oth electric ceiling/wall lighting fitting,excl those of used for lighting public open space/thoroughfare,not w/ LED light source, oth than luminaire for operating room/spotlight/luminaires w/ fluorescent lamp	1.761	938.031	20.040	4.936.845
94052110	Electric table, desks, bedside or floor-standing luminaires for operating rooms, designed for use solely with light-emitting diode (LED) light sources	-	214	-	84.906
94052190	Electric table, desks, bedside or floor-standing luminaires not for operating rooms, designed for use solely with light-emitting diode (LED) light sources	3.993	41.240	22.994	267.400
94052990	Electric table, desks, bedside or floor-standing luminaires not for operating rooms, designed for use not solely with light-emitting diode (LED) light sources	1.623	94.015	37.094	750.826
94053100	Lighting strings of a kind used for Christmas trees, designed for use solely with light-emitting diode (LED) light sources	20	33	20	146
94053900	Lighting strings of a kind used for Christmas trees, designed for use not with light-emitting diode (LED) light sources	159	72.319	81	545.464
94054110	Searchlights, photovoltaic, designed for use solely with light-emitting diode (LED) light sources	5	34	102	2.712
94054120	Spotlights other than searchlight, photovoltaic, designed for use solely with light-emitting diode (LED) light sources	-	7	-	487
94054130	Non-flashing aerodrome beacons; lamps for railway rolling stock, locomotives, aircraft, ships or lighthouses, of base metal, photovoltaic, designed for use solely with LED light sources	-	1.300	-	3.666
94054140	Electric luminaire&lighting fitting,used for lighting public open spaces/thoroughfares;oth exterior lighting,oth than HS 94054110-94054130	-	926.255	-	2.913.035
94054190	Electric luminaires and lighting fittings, photovoltaic, designed for use solely with LED light sources, n.e.c in subheading 940541	5.952	33.290	70.098	364.360
94054220	Spotlights other than searchlight, non photovoltaic, designed for use solely with light-emitting diode (LED) light sources	-	23	-	227
94054240	Pilot lamps with fittings for electro-thermic domestic appliances of heading 8516; non photovoltaic, designed for use solely with LED light sources	49.660	106.125	638.207	1.331.936
94054250	Electric luminaire&lighting fitting,used for lighting public open spaces/thoroughfares, non photovoltaic, designed for use solely with LED light source; other than HS 94054210-94054240	8	8	102	102
94054260	Exterior lighting, of a kind not used for lighting public open spaces/thoroughfares; non photovoltaic, designed for use solely with LED light sources	6.203	18.063	141.053	406.438
94054290	Electric luminaires & lighting fittings, non photovoltaic, designed for use solely with LED light sources, n.e.c. subheading 940542	1.673	9.655	65.381	408.493
94054910	Searchlights, designed for use not only with with light-emitting diode (LED) light sources	-	10.593	-	83.540
94054920	Spotlights other than searchlights, designed for use not only with with light-emitting diode (LED) light sources	-	8.874	-	180.891

Tabel 3 : Ekspor Indonesia menurut Komoditi (Kode HS 8 digit)

Agustus 2022

Kode H S	Uraian golongan barang	Berat bersih (Kg)		Nilai F.O.B. (U S \$)	
		Bulan ini	Kumulatif	Bulan ini	Kumulatif
		(1)	(2)	(3)	(4)
94054940	Pilot lamps with fittings for electro-thermic domestic appliances of heading 8516; designed for use not only with with light-emitting diode (LED) light sources	70.520	1.489.822	993.306	20.299.190
94054950	Electric luminaires & lighting fitting,used for lighting public open spaces/thoroughfares, designed for use not only with LED light sources; other than HS 94054910-94054940	37	10.705	103	188.541
94054960	Exterior lighting, of a kind not used for lighting public open spaces/throughfares; designed for use not only with LED light sources	-	167.584	-	874.004
94054990	Electric luminaires & lighting fittings, designed for use not only with LED light sources, other than n.e.c subheading 940549	49.719	399.854	587.991	4.271.868
94055011	Non-electrical luminaires and lighting fittings, of oil-burning type, of brass of a kind used for religious rites	312	6.611	9.169	92.877
94055019	Non-electrical luminaires and lighting fittings, of oil-burning type, of other than brass of a kind used for religious rites	-	2.829	-	19.112
94055040	Hurricane lamps, non-electric	-	10.364	-	44.605
94055050	Miners' lamps and quarrymen's lamps, non-electrical	-	166	-	1.340
94055090	Non-electrical luminaires and lighting fittings, other of oil-burning type or hurricane lamps or miners' lamps and quarrymen's lamps	3.872	26.283	25.862	242.806
94056110	Warning signs, street name signs, road and traffic signs, designed for use solely with LED light sources	0	0	1	1
94056190	Illuminated signs, illuminated name-plates and the like, designed for use solely with LED light sources, other than warning signs, street name signs, road and traffics signs	100	2.320	2.851	91.976
94056910	Warning signs, street name signs, road and traffic signs, designed for use not solely with LED light sources	-	1	-	1
94056990	Illuminated signs, illuminated name-plates and the like, designed for use not solely with LED light sources, other than warning signs, street name signs, road and traffics signs	4.002	25.168	158.228	922.446
94059110	Parts for luminaires for operating rooms of glass	-	60	-	4.900
94059140	Parts for globes or chimneys of glass	-	635	-	3.067
94059190	Parts for luminaires and lighting fittings of glass, other than for luminaires for operating rooms or spotlights or globes or chimneys, or searchlights	113	4.085	642	134.908
94059210	Parts for luminaires for operating rooms of plastics	58	175	2.200	6.600
94059220	Parts for spotlights of plastics	-	8	-	184
94059290	Parts for luminaires and lighting fittings of plastics, other than for luminaires for operating rooms or spotlights or searchlights	5.896	23.085	42.412	184.796
94059910	Parts for lampshades of textile material	268	2.884	4.404	30.002
94059920	Parts for lampshades of other material	5.980	50.669	31.813	509.689
94059930	Parts of luminaires of subheading 94055011 or 94055019, of other materials excluding glass or plastics	-	445	-	22.228
94059940	Parts for searchlights or spotlights, of other materials excluding glass or plastics	531	2.403	48.827	164.246
94059950	Parts for luminaires and lighting fittings, other than lampshades or luminaires of subheading 94055011 or 94055019 or searchlights or spotlights; of ceramic or of metal	1.392	5.378	29.067	130.162
94059990	Parts for luminaires & lighting fittings, oth than lampshade/luminaire of subhead 94055011 or 94055019/searchlight/spotlight; of oth matherials excluding glass/plastics/ceramic/metal	37.257	190.909	334.073	2.005.746
94061090	Greenhouses of wood not fitted with mechanical or thermal equipment	129.314	760.732	283.031	1.721.385
94062090	Greenhouses not fitted with mechanical or thermal equipment, modular building units, of steel	38	53	584	888
94069011	Greenhouses fitted with mechanical or thermal equipment, of iron or of steel	-	55.638	-	188.174

Tabel 3 : Ekspor Indonesia menurut Komoditi (Kode HS 8 digit)

Agustus 2022

Kode H S	Uraian golongan barang	Berat bersih (Kg)		Nilai F.O.B. (U S \$)	
		Bulan ini	Kumulatif	Bulan ini	Kumulatif
(1)	(2)	(3)	(4)	(5)	(6)
94069019	Greenhouses fitted with mechanical or thermal equipment, of any materials other than of iron or of steel or of plastics	7.112	53.067	11.515	127.349
94069020	Prefabricated buildings other than greenhouses fitted with mechanical or thermal equipment, of plastics or of aluminium	-	10.572	-	87.978
94069030	Prefabricated buildings other than greenhouses fitted with mechanical or thermal equipment, of iron or of steel	25.166	227.446	44.480	1.247.834
94069040	Prefabricated buildings other than greenhouses fitted with mechanical or thermal equipment, of cement, of concrete or of artificial stone	65.636	512.638	123.064	397.016
94069090	Prefabricated buildings oth than greenhouses fitted with mechanical or thermal equipment, of any materials other than plastics or aluminium or iron or steel or cement or concrete or artificial stone	160.805	526.165	298.953	941.723
95030010	Tricycles, scooters, pedal cars and similar wheeled toys; dolls' carriages	64.977	1.133.793	474.784	6.884.478
95030021	Dolls, whether or not dressed	2.065.836	15.728.006	23.003.480	168.983.130
95030022	Garments and garment accessories; footwear and headgear for dolls	9.295	29.415	366.761	1.537.874
95030029	Parts and accessories for dolls other than garments and garment accessories; footwear and headgear	60.836	197.583	615.879	2.111.097
95030030	Electric trains, including tracks, signals and other accessories therefor	196	1.789	6.497	42.047
95030040	Reduced size ("scale") models and similar recreational models, working or not	414.631	2.427.886	4.120.389	35.174.065
95030050	Construction sets and constructional toys, other than electric trains or reduced size ("scale") models, of materials other than plastics	1.375	15.389	30.995	234.732
95030060	Stuffed toys representing animals or non-human creatures	1.304.786	9.415.164	16.917.958	128.074.380
95030070	Puzzles of all kinds	40.101	113.732	221.455	769.125
95030080	Portable interactive electronic educational devices primarily designed for children	-	5	-	104
95030091	Numerical, alphabetical or animal blocks or cut-outs; word builder sets; word making and talking sets; toy printing sets; toy counting frames (abaci); toy sewing machines; toy typewriters	105.609	1.318.416	656.917	8.769.890
95030094	Toys, of rubber, other than HS 95030091-95030093	2.570	8.676	60.303	214.309
95030099	Toys not elsewhere classified in 9503	904.591	5.841.359	6.282.640	42.457.625
95042020	Tables for billiards of all kinds	-	16.472	-	17.982
95042030	Billiard chucks	980	8.691	13.440	126.335
95042090	Articles and accessories for billiards of all kinds other than tables or chucks	711	2.604	71.535	166.500
95043030	Games of chance that immediately return a monetary award; parts and accessories thereof	6	26	84	424
95043050	Games operated by coin, banknote, bank card, tokens or by any other means of payment, oth than auto bowling alley equipment; oth than game of chance/ pintables/slot machine, parts of wood, paper or plastic	1	10	140	1.665
95043090	Games, operated by coins, banknotes, bank cards, tokens or by any other means of payment, other than games of chance or pintables/slot machines, parts of wood, paper or plastics	30.526	200.260	574.385	2.854.625
95044000	Playing cards	780	7.724	96.155	457.934
95045010	Video game consoles and machines, other than those of subheading 950430, of a kind used with a television receiver	1	2.907	50	5.494
95045090	Video game consoles and machines, other than those of subheading 950430, of a kind used not with a television receiver	209	1.553	14.431	187.057
95049010	Bowling requisites of all kinds	-	862	-	6.350
95049021	Darts and parts and accessories therefor, of wood, of paper or of plastics	-	1	-	41
95049029	Darts and parts and accessories therefor, of other than wood or paper or plastics	0	282	77	23.200

Tabel 3 : Ekspor Indonesia menurut Komoditi (Kode HS 8 digit)

Agustus 2022

Kode H S	Uraian golongan barang	Berat bersih (Kg)		Nilai F.O.B. (U S \$)	
		Bulan ini	Kumulatif	Bulan ini	Kumulatif
(1)	(2)	(3)	(4)	(5)	(6)
95049032	Tables designed for use with casino games, of wood or of plastics	26	139	237	1.384
95049033	Tables designed for use with casino games, of other than wood or plastics	-	4	-	10
95049036	Gambling equipment and paraphernalia other than tables designed for use with casino games or mahjong tiles, of wood, of paper or of plastics	-	9	-	13
95049039	Gambling equipment and paraphernalia other than tables designed for use with casino games or mahjong tiles, of other than wood or paper or plastics	-	539	-	43.178
95049092	Tables designed for games, of wood or of plastics	23.552	26.536	122.124	160.761
95049093	Tables designed for games, of other than wood or plastics	-	70	-	1.839
95049095	Parlour games, of wood, or of paper or of plastics	-	80	-	7.474
95049099	Parlour games, of materials other than wood, or paper or plastics	35.660	663.932	215.963	1.735.634
95051000	Articles for Christmas festivities	354.630	1.655.470	2.419.551	11.204.520
95059000	Festive, carnival or other entertainment articles, including conjuring tricks and novelty jokes other than for Christmas	53.981	365.584	283.800	1.621.450
95061100	Snow skis	-	56	-	109
95061900	Snow-ski equipment other than ski-fastenings (ski-bindings)	551	4.699	3.251	66.295
95062100	Sailboards	25	67.186	502	1.254.498
95062900	Water-skis, surf-boards and other water-sport equipment excluding sailboards	48.725	259.773	909.882	4.358.623
95063100	Golf clubs, complete	84	2.503	20.519	112.069
95063200	Golf balls	319.574	2.514.186	2.555.475	20.310.446
95063900	Golf equipment other than balls	1.454	12.550	10.458	78.613
95064010	Tables for table-tennis	79	6.365	1.523	29.928
95064090	Articles and equipment for table-tennis excluding tables	34	850	1.500	48.681
95065100	Lawn-tennis rackets, whether or not strung	116	762	8.425	33.702
95065900	Tennis, badminton or similar rackets, whether or not strung excluding lawn-tennis rackets	193	4.576	8.159	276.574
95066100	Lawn-tennis balls	52.375	177.803	458.872	1.710.860
95066200	Inflatable balls	251.804	5.784.377	3.134.091	17.925.664
95066900	Balls, other than golf balls and table-tennis balls excluding lawn-tennis balls or inflatable balls	4.923	39.563	97.544	485.964
95067000	Ice skates and roller skates, including skating boots with skates attached	3	341	175	18.802
95069100	Articles and equipment for general physical exercise, gymnastics or athletics	19.811	167.947	355.785	3.625.611
95069910	Bows (including crossbows) and arrows	32	159	816	13.558
95069920	Nets, cricket pads and shin guards	3.408	15.458	75.306	344.306
95069930	Shuttlecocks	2.209	6.107	101.371	244.727
95069990	Swimming pools and paddling pools	78.508	677.338	1.729.977	11.345.405
95071000	Fishing rods	32.490	214.541	3.647.978	24.658.972
95072000	Fish-hooks, whether or not snelled	15.638	194.792	1.227.699	12.823.441
95073000	Fishing reels	5.535	10.618	122.819	288.814
95079000	Line fishing tackle oth than fishing rods,fish-hooks,fishing reels; fish landing nets,butterfly nets&similar nets;decoy "birds" oth than those of heading 9208/9705 &similar hunting/shooting requisites	20.507	210.714	759.578	6.410.073
95082100	Amusement park rides; roller coasters	-	18	-	25
95082200	Amusement park rides; carousels, swings and roundabouts	1	408	32	422
95082900	Amusement park rides; other than roller coasters, carousels, swings and roundabouts, dodge'em cars, motion simulators and moving theatres, water rides	113	12.775	1.145	35.067
95083000	Fairground amusements, including shooting galleries	-	10	-	20
96011090	Worked ivory and articles of ivory; other than cigar or cigarette cases, tobacco jars, ornamental articles	72	904	828	16.037
96019011	Worked mother-of-pearl or tortoise-shell and articles of the foregoing' cigar or cigarette cases, tobacco jars, ornamental articles	9.285	114.341	80.432	777.833

Tabel 3 : Ekspor Indonesia menurut Komoditi (Kode HS 8 digit)

Agustus 2022

Kode H S	Uraian golongan barang	Berat bersih (Kg)		Nilai F.O.B. (U S \$)	
		Bulan ini	Kumulatif	Bulan ini	Kumulatif
(1)	(2)	(3)	(4)	(5)	(6)
96019019	Worked mother-of-pearl or tortoise-shell and articles of the foregoing; other than cigar or cigarette cases, tobacco jars, ornamental articles, pearl nucleus	6.451	132.725	169.740	2.192.848
96019021	Worked capiz shells and articles of the foregoing; ornamental articles	84	731	4.387	13.029
96019029	Worked capiz shells and articles of the foregoing; other than ornamental articles	17.784	19.436	18.952	102.122
96019099	Worked bone, horn, antlers, coral & oth animal carving material (excl. ivory, mother-of-pearl, tortoise-shell, capiz shell) & articles thereof; oth than cigar/cigarette cases, tobacco jars, ornamental articles	-	29.929	-	501.165
96020010	Gelatin capsules for pharmaceutical products	73.155	1.286.678	1.908.829	13.461.284
96020020	Cigar or cigarette cases, tobacco jars, ornamental articles from worked vegetable/mineral carving material/of wax, stearin, natural gums/natural resins/modelling pastes & other moulded/carved articles	15.065	55.785	5.532	25.902
96020090	Worked vegetable/mineral carving material, moulded/carved articles of wax, stearin, natural gums/natural resins/modelling pastes, worked unhardened gelatin (excl. HS3503) & articles thereof; n.e.c in HS9602	973	26.782	3.835	109.503
96031010	Brushes, consisting of twigs or other vegetable materials bound together, with or without handles	35.782	302.385	25.442	173.368
96031020	Brooms, consisting of twigs or other vegetable materials bound together, with or without handles	9.049.676	36.082.831	3.844.081	15.820.071
96032100	Tooth brushes, including dental-plate brushes	29.520	316.481	257.003	3.857.537
96032900	Shaving brushes, hair brushes, nail brushes, eyelash brushes and other toilet brushes for use on the person, including such brushes constituting parts of appliances; other than tooth brushes	26.201	256.384	427.152	2.072.839
96033000	Artists' brushes, writing brushes and similar brushes for the application of cosmetics	2.272	5.657	33.909	77.202
96034000	Paint, distemper, varnish or similar brushes (other than brushes of subheading 960330), paint pads and rollers	244.651	1.918.263	1.227.381	9.826.333
96035000	Brushes constituting parts of machines, appliances or vehicles; other than brushes of subheading 96321 to 960340)	123	1.674	3.090	22.527
96039010	Prepared knots and tufts for broom or brush making	-	178.545	-	293.566
96039020	Hand-operated mechanical floor sweepers, not motorised	4.964	36.586	33.096	91.570
96039040	Brushes; not elsewhere classified in heading 9603	1.417	6.355	7.449	52.203
96039090	Brooms (not elsewhere classified in heading 9603), mops and feather dusters, squeegees (other than roller squeegees)	44.053	254.882	160.184	1.049.597
96040090	Hand sieves and hand riddles; of material other than metal	185	793	112	2.122
96050000	Travel sets for personal toilet, sewing or shoe or clothes cleaning	9.035	39.591	43.343	202.478
96061010	Press-fasteners, snap-fasteners and press-studs and parts therefor; of plastics	7	1.027	133	23.870
96061090	Press-fasteners, snap-fasteners and press-studs and parts therefor; of material other than plastics	182	3.901	2.332	147.931
96062100	Buttons; of plastics, not covered with textile material	298	5.077	4.285	90.137
96062200	Buttons; of base metal, not covered with textile material	78	4.175	3.062	36.866
96062900	Buttons; of plastics covered with textile material, or of base metal covered with textile material, or of materials other than plastic and base metal	16.504	69.351	87.073	661.690
96063010	Button moulds and other parts of buttons, button blanks; of plastics	8.229	63.192	5.806	176.042
96063090	Button moulds and other parts of buttons, button blanks; of material other than plastics	4.600	44.485	225.688	1.565.542
96071100	Slide fasteners; fitted with chain scoops of base metal	27.992	371.174	68.861	919.907
96071900	Slide fasteners; not fitted with chain scoops of base metal	48.866	299.587	407.236	3.347.437
96072000	Parts of slide fasteners	1.508.263	10.981.517	9.937.219	75.494.721
96081010	Ball point pens; having a body mainly of plastics	27.345	102.439	438.491	1.785.932

Tabel 3 : Ekspor Indonesia menurut Komoditi (Kode HS 8 digit)

Agustus 2022

Kode H S	Uraian golongan barang	Berat bersih (Kg)		Nilai F.O.B. (U S \$)	
		Bulan ini	Kumulatif	Bulan ini	Kumulatif
		(1)	(2)	(3)	(4)
96081090	Ball point pens; other than those having a body mainly of plastics	28.208	261.432	663.828	7.091.916
96082000	Felt tipped and other porous-tipped pens and markers	103.621	592.146	843.216	4.930.294
96083020	Fountain pens	26	2.274	4.015	23.695
96083090	Stylograph pens and other pens (not elsewhere classified in heading 9608)	2.021	3.534	256.324	690.533
96084000	Propelling or sliding pencils	337	1.210	5.676	34.357
96085000	Sets of articles from two or more of the subheading 960810 to 960840	96	244	670	19.300
96086010	Refills for ball point pens, comprising the ball point and ink- reservoir; of plastics	49	126	4.324	8.300
96086090	Refills for ball point pens, comprising the ball point and ink- reservoir; of materials other than plastics	244	3.060	19.755	159.134
96089190	Pen nibs and nib points; of materials other than gold or gold-plated	442	486	24.596	30.681
96089910	Duplicating stylos	-	17	-	22
96089991	Parts of ball point pens, not elsewhere classified in heading 9608; of plastics	-	742	-	21.330
96089999	Parts of ball point pens (not elsewhere classified in heading 9608) of materials other than plastic, parts of propelling or sliding pencils, pen-holders, pencil-holders and similar holders	265	1.188	7.113	21.202
96091010	Black pencils, with leads encased in a sheath (other than pencils of heading 9608)	168.441	1.346.649	1.500.850	11.162.129
96091090	Pencils (other than pencils of heading 9608) and crayons, with leads encased in a sheath; other than black pencils	289.540	2.106.410	2.999.051	22.182.645
96092000	Pencil leads, black or coloured	38.608	221.699	249.305	1.230.036
96099030	Pencils (other than pencils of heading 9608) and crayons, without leads encased in a sheath	7.970	8.014	33.877	34.136
96099091	Writing or drawing chalks	74.346	1.010.331	98.788	1.114.969
96099099	Pastels, drawing charcoals, and tailors' chalks	115.445	4.520.108	354.657	10.309.923
96100010	School slates	-	6.924	-	15.387
96100090	Slates and boards, with writing or drawing surfaces, whether or not framed; other than school slates	75.453	696.259	216.105	2.056.839
96110000	Date, sealing, or numbering stamps, and the like (hand operated, incl. devices for printing/embossing labels), hand-operated composing sticks & hand printing sets incorporating such composing sticks	89	972	3.629	77.251
96121010	Typewriter or similar ribbons, inked or otherwise prepared for giving impressions, whether or not on spools or in cartridges; of textile fabric	76.010	579.549	1.679.117	12.911.386
96121090	Typewriter or similar ribbons, inked or otherwise prepared for giving impressions, whether or not on spools or in cartridges; of materials other than textile fabric	6.340	39.374	112.285	645.232
96122000	Ink-pads, whether or not inked, with or without boxes	1	24	2	1.349
96131090	Pocket lighters, gas fuelled, non-refillable; of materials other than plastics	-	75	-	632
96132090	Pocket lighters, gas fuelled, refillable; of materials other than plastics	1	35	865	2.976
96138010	Piezo-electric lighters for stoves and ranges	7	359.681	491	1.946.786
96138090	Lighters, whether or not mechanical or electrical; other than gas fuelled pocket lighters, piezo-electric lighters for stoves and ranges, cigarette lighters or table lighters	-	2	-	17
96139010	Refillable cartridges or other receptacles, which constitute parts of mechanical lighters, containing liquid fuel or liquefied gases	-	11.883	-	70.911
96139090	Parts of lighters; other than flints, wicks, refillable cartridges or other receptacles, which constitute parts of mechanical lighters, containing liquid fuel or liquefied gases	-	8.784	-	127.367
96140010	Roughly shaped blocks of wood or root for the manufacture of smoking pipes	2	4	4	99

Tabel 3 : Ekspor Indonesia menurut Komoditi (Kode HS 8 digit)

Agustus 2022

Kode H S	Uraian golongan barang	Berat bersih (Kg)		Nilai F.O.B. (U S \$)	
		Bulan ini	Kumulatif	Bulan ini	Kumulatif
(1)	(2)	(3)	(4)	(5)	(6)
96140090	Smoking pipes (including pipe bowls) and cigar or cigarette holders, and parts thereof; other than roughly shaped blocks of wood or root for the manufacture of pipes	31	85	3.229	12.708
96151120	Combs, hair-slides and the like; of hard rubber	-	1.605	-	10.158
96151130	Combs, hair-slides and the like; of plastics	31	3.500	111	13.236
96151900	Combs, hair-slides and the like; of materials other than hard rubber and plastics	836	6.319	15.927	61.720
96159011	Decorative hair pins; of aluminium	-	92	-	696
96159012	Decorative hair pins; of iron or steel	7	7	45	49
96159013	Decorative hair pins; of plastics	9	13	203	618
96159019	Decorative hair pins; of materials other than aluminium, iron or steel, plastics	10	992	274	21.266
96159021	Parts of combs, hair-slides and the like, hair pins, curling pins, curling grips, hair-curlers and the like, other than those of heading 8516; of plastics	-	239	-	5.330
96159022	Parts of combs, hair-slides and the like, hair pins, curling pins, curling grips, hair-curlers and the like, other than those of heading 8516; of iron or steel	0	32	98	131
96159029	Parts of combs, hair-slides and the like, hair pins, curling pins, curling grips, hair-curlers and the like, other than those of heading 8516; of materials other than plastics, iron/steel, aluminium	80	196	40	1.543
96159091	Hair pins (other than decorative), curling pins, curling grips, hair-curlers and the like, other than those of heading 8516; of aluminium	12	1.829	90	25.332
96159092	Hair pins (other than decorative), curling pins, curling grips, hair-curlers and the like, other than those of heading 8516; of iron or steel	-	366	-	1.109
96159093	Hair pins (other than decorative), curling pins, curling grips, hair-curlers and the like, other than those of heading 8516; of plastics	2	156	10	3.012
96159099	Hair pins (other than decorative), curling pins, curling grips, hair-curlers and the like, other than those of heading 8516; of materials other than aluminium, iron or steel, plastics	3	44	271	344
96161010	Scent sprays and similar toilet sprays	-	1.700	-	43.332
96161020	Mounts and heads of scent sprays and similar toilet sprays	32.256	173.165	162.817	945.104
96162000	Powder-puffs and pads for the application of cosmetics or toilet preparations	185	17.422	5.270	575.919
96170010	Vacuum flasks and other vacuum vessels, complete	9.012	49.964	37.647	128.559
96170020	Parts vacuum flasks and other vacuum vessels, other than glass inners	47	3.234	2.790	4.805
96180000	Tailors' dummies and other lay figures; automata and other animated displays used for shop window dressing	3.458	30.924	131.780	1.236.109
96190011	Sanitary towels (pads) and tampons, napkins (diapers), napkin liners and similar articles); with an absorbent core of wadding of textile materials; disposable	17.918	115.326	45.759	274.029
96190012	Sanitary towels and tampons; of paper, paper pulp, cellulose wadding or webs of cellulose fibres; disposable	189.252	1.793.972	1.062.816	9.322.176
96190013	Baby napkins and pads for incontinence; of paper, paper pulp, cellulose wadding or webs of cellulose fibres; disposable	2.631.407	18.097.704	7.516.138	48.711.102
96190014	Napkins (diapers), napkin liners and similar articles other than sanitary towels/tampons and baby napkins/pads; of paper, paper pulp, cellulose wadding or webs of cellulose fibres; disposable	27.661	148.038	88.571	471.756
96190019	Sanitary towels (pads) and tampons, napkins (diapers), napkin liners and similar articles); of materials other than paper, paper pulp, cellulose wadding or webs of cellulose fibres; disposable	694.340	4.089.675	1.140.967	9.677.690
96190092	Sanitary towels (pads); not disposable	-	17	-	45

Tabel 3 : Ekspor Indonesia menurut Komoditi (Kode HS 8 digit)

		Agustus 2022			
Kode H S	Uraian golongan barang	Berat bersih (Kg)		Nilai F.O.B. (U S \$)	
		Bulan ini	Kumulatif	Bulan ini	Kumulatif
(1)	(2)	(3)	(4)	(5)	(6)
96190093	Sanitary tampons, napkins (diapers), napkin liners and similar articles other than sanitary towels (pads); knitted or crocheted; not disposable	-	565	-	5.022
96190099	Sanitary tampons, napkins (diapers), napkin liners and similar articles other than sanitary towels (pads); not knitted or crocheted; not disposable	5.102	32.275	12.295	389.060
96200010	Monopods, bipods, tripods and similar articles; of plastics	2.108	16.606	62.153	432.197
96200020	Monopods, bipods, tripods and similar articles; of carbon and graphite	-	73	-	3.055
96200030	Monopods, bipods, tripods and similar articles; of iron and steel	43	185	325	1.562
96200040	Monopods, bipods, tripods and similar articles; of aluminium	53	1.731	4.322	103.402
96200050	Monopods, bipods, tripods and similar articles; of wood	9	331	1.198	77.901
96200090	Monopods, bipods, tripods and similar articles; of material other than plastics, carbon and graphite, iron and steel, aluminium, wood	411	2.719	12.420	36.968
97012100	Paintings, drawings and pastels, executed entirely by hand, other than drawings of heading 4906 and other than hand-painted or hand-decorated manufactured articles; of an age exceeding 100 years	2.366	13.816	214.009	452.281
97012200	Mosaics; of an age exceeding 100 years	65	1.325	212	6.616
97012900	Collages and similar decorative plaques other than mosaics; of an age exceeding 100 years	2.375	10.595	22.867	82.425
97019100	Paintings, drawings and pastels, executed entirely by hand, other than drawings of heading 4906 and other than hand-painted or hand-decorated manufactured articles; of an age not exceeding 100 years	9.613	38.264	57.857	893.518
97019200	Mosaics; of an age not exceeding 100 years	124	184	32.000	41.104
97019900	Collages and similar decorative plaques other than mosaics; of an age not exceeding 100 years	2.462	91.308	34.013	933.330
97031000	Original sculpture and statuary, in any material; of an age exceeding 100 years	1	1.224	123	2.268
97039000	Original sculpture and statuary, in any material; of an age not exceeding 100 years	20.366	247.803	104.252	877.482
97040000	Postage or revenue stamps, stamp-postmarks, first-day covers, postal stationery (stamped paper), and the like, used or unused, other than those of heading 4907	1	107	12	7.769
97052200	Collections and collectors' pieces of zoological, botanical, mineralogical, anatomical or paleontological interest; extinct or endangered species and parts thereof	-	4	-	2.200
98014000	Road tractors for semi-trailers of subheading 8701.21; 8701.22; 8701.23; and 8701.29; IKD	-	8	-	14.205
98019020	Motor vehicles for transport of ten or more persons including the driver of subheading 8702.40; four-wheeled or more electric motor vehicle, only with battery electric motor for propulsion; IKD	-	25	-	17.114
98022000	Gear boxes of IKD motor vehicle	-	951	-	28.265
98023000	Drive-axles of IKD motor vehicle	3.902	3.913	19.526	20.751
98052000	Vessel's anchor of iron or steel weighing more than 300 kg, of ship, which is included in the tariff heading 7316.00.00	-	60	-	60
98054030	Threaded elbows, curves & sleeves of stainless steel, with an inner diameter of < 15 cm w/ chromium content of 16-18% & nickel of 10%-15%, of ship, which is included in the tariff heading 7307.22.10	64	64	88	88
98054070	Tees and reducers, with an inner diameter of less than 15 cm, containing by weight 16% to 18% of chromium and 10%-15% of nickel, of ship, which is included in the tariff heading 7307.29.10	-	1	-	132

Tabel 3 : Ekspor Indonesia menurut Komoditi (Kode HS 8 digit)

		Agustus 2022			
Kode H S	Uraian golongan barang	Berat bersih (Kg)		Nilai F.O.B. (U S \$)	
		Bulan ini	Kumulatif	Bulan ini	Kumulatif
(1)	(2)	(3)	(4)	(5)	(6)
98054080	Tees and reducers, with an inner diameter of ≥ 15 cm, containing by weight 16% to 18% of chromium and 10% to 15% of nickel, of ship, which is included in the tariff heading 7307.29.90	-	117	-	2.264
98084000	Gear boxes for vessels, which is included in tariff heading 8483.40.20	4	54	50	1.050
98085000	Mechanical seals on shafts bars used in vessels, which is included in tariff heading 8484.20.00	-	2	-	1.305
98086000	Blades and propellers used on vessels, not equipped with electrical connectors, insulators, coils, contacts or other electrical parts, which is included in tariff heading 8487.10.00	60	60	19.678	19.678
98087320	Blowers use in vessels with a capacity > 125 kW, which is included in tariff heading 8414.59.50	-	1	-	324
98087330	Compressor used for supplying pressurized air required in vessels, which is included in tariff heading 8414.80.49	15	15	60	60
98087410	Machine for purifying seawater by distillation method, electrically operated which is included in tariff heading 8419.40.10	-	90	-	36.000
98087520	Oil filter for vessel's engines, which is included in tariff heading 8421.23.91	20	20	265	265
98087850	Manually operated butterfly valve of cast iron with an internal diameter of 8 cm or more, of ship, which is included in tariff heading 8481.80.62	200	202	434	1.316
98087870	Gate valves, manually operated, of iron or steel, having inlet and outlet internal diameters of > 5 cm but ≤ 40 cm, of ship, which is included in tariff heading 8481.80.73	-	9	-	1.118
98096020	Diesel generating set with an output > 75 kVA but ≤ 125 kVA, of ship, which is included in the tariff heading 8502.12.10	-	15.170	-	6.200
98097040	Apparatus for sending message or command from the bridge to the vessel's engine room, operated electrically, which is included in the tariff heading 8531.80.90	-	2	-	70
98102000	Emergency safety equipment consisting of masks, tubes and hoses, of ship, which is included in tariff heading 9020.00.90	6	7	438	443
98104020	Gas detection system operated automatically to cut off all gas supply in vessel, which is included in tariff heading 9032.89.39	1	3	550	740
98111000	Engine holder used as vibration damper for vessel's engine, made of plastic, which is included in the tariff heading 3926.90.99	-	73	-	3.413
99012000	Application software	-	0	-	22
99013000	Multimedia (audio, video or audio visual)	87	95	1.072	1.210
99991000	Postal packages n.c.a.k	76.372	544.345	1.921.503	13.463.329
Total Ekspor		59.542.590.396	413.434.781.435	27.862.094.371	194.551.587.583

Sumber : dokumen PEB dan non PEB, diolah

Tabel 4. Ekspor Indonesia menurut Negara Tujuan

Agustus 2022

Kode Negara	Negara Tujuan	Berat bersih / Net weight (Kg)		Nilai / Value F.O.B. (U S \$)	
		Bulan ini	Kumulatif	Bulan ini	Kumulatif
(1)	(2)	(3)	(4)	(5)	(6)
JP	JAPAN	3.172.614.682	25.329.810.650	2.200.516.319	16.264.975.002
HK	HONG KONG	527.748.666	3.602.114.161	303.931.822	1.999.468.621
KP	KOREA, DEM. PEOPLE'S REP.	-	329	-	3.041
KR	KOREA, REPUBLIC OF	3.525.480.067	22.894.749.753	1.327.728.796	8.600.514.242
TW	TAIWAN	2.475.401.496	16.004.330.801	873.683.092	6.042.433.616
CN	CHINA	20.335.473.799	128.412.714.904	6.398.282.293	40.522.470.913
MN	MONGOLIA	440.227	2.244.535	1.172.958	9.173.585
MO	MACAU	74.775	516.505	267.170	1.891.366
PG	PAPUA NEW GUINEA	27.321.780	193.272.069	24.594.071	163.789.169
TH	THAILAND	1.776.287.037	13.545.284.715	714.385.212	5.707.319.230
SG	SINGAPORE	1.370.598.099	12.699.130.454	1.147.797.872	10.171.439.543
PH	PHILIPPINES	3.134.553.896	23.526.705.975	1.207.346.226	8.296.923.206
MY	MALAYSIA	3.637.405.914	23.774.008.685	1.585.000.031	10.892.952.514
MM	MYANMAR	31.434.281	452.277.381	39.300.796	619.927.111
KH	CAMBODIA	111.843.477	1.396.650.246	51.143.074	483.472.840
BN	BRUNEI DARUSSALAM	197.384.749	901.451.060	28.587.780	158.458.808
LA	LAO PEOPLE'S DEM. REP.	78.621	750.534	477.987	24.029.476
NP	NEPAL	903.268	7.701.404	1.187.688	12.488.306
BT	BHUTAN	-	250.071	-	1.338.945
VN	VIET NAM	1.410.859.871	10.368.811.020	705.699.872	5.460.068.927
MV	MALDIVES	1.525.866	72.223.790	3.375.320	26.811.404
IN	INDIA	11.312.481.344	88.826.100.300	2.471.573.138	16.189.697.956
PK	PAKISTAN	893.424.460	5.625.327.149	326.864.789	2.990.056.128
BD	BANGLADESH	1.110.083.720	8.075.419.448	363.053.331	2.443.270.122
LK	SRI LANKA	26.609.475	520.737.196	13.719.927	193.391.165
AF	AFGHANISTAN	724.595	4.689.205	1.137.091	8.641.281
IQ	IRAQ	56.034.090	235.826.017	55.504.951	265.380.263
IR	IRAN (ISLAMIC REPUBLIC OF)	11.385.349	124.861.706	20.726.836	173.419.960
SA	SAUDI ARABIA	140.311.843	634.199.932	191.538.768	1.327.256.655
IL	ISRAEL	4.293.237	50.101.567	9.738.480	115.634.314
KW	KUWAIT	7.982.208	38.030.194	17.322.436	107.668.669
JO	JORDAN	9.697.853	61.790.405	48.663.527	397.442.962
LB	LEBANON	4.028.430	38.599.601	6.315.515	48.830.990
PS	PALESTINA	31.901	172.154	119.385	580.091
YE	YEMEN	11.246.130	51.991.294	14.302.899	65.106.557
OM	OMAN	46.588.712	306.735.985	38.679.445	330.298.887
SY	SYRIA ARAB REPUBLIC	327.018	2.706.927	487.311	5.051.566
TR	TURKEY	160.197.907	876.554.788	207.936.034	1.433.517.432
AE	UNITED ARAB EMIRATES	81.483.892	574.062.424	231.712.719	1.461.664.430
QA	QATAR	5.478.688	47.795.023	15.870.019	145.779.432
BH	BAHRAIN	1.712.070	13.700.301	3.892.139	30.279.604
CY	CYPRUS	849.158	4.536.019	1.069.203	8.465.175
EG	EGYPT	153.697.284	747.472.561	159.830.945	1.037.175.190
LY	LIBYAN ARAB JAMAHIRIYA	1.344.849	8.469.458	7.429.258	30.720.652
MA	MOROCCO	2.499.757	67.613.560	7.143.183	119.694.514
TN	TUNISIA	5.062.962	96.619.493	6.582.665	126.700.175
DZ	ALGERIA	20.562.634	122.988.831	29.496.133	185.852.924
SD	SUDAN	5.045.684	50.517.969	6.195.866	85.139.501
ER	ERITREA	-	300.787	-	334.655
NA	NAMIBIA	465.001	1.129.690	676.519	4.280.153
ET	ETHIOPIA	6.243.773	17.814.895	8.875.912	32.686.144
TZ	TANZANIA, UNITED REP. OF	17.966.276	129.184.579	24.744.758	203.965.642
MG	MADAGASCAR	8.908.162	34.214.578	9.263.177	38.022.799
SO	SOMALIA	6.045.394	27.486.546	10.687.075	60.941.711
KE	KENYA	48.143.459	176.491.496	55.311.043	233.072.695
RE	REUNION	654.737	4.539.146	1.290.332	8.096.865
MZ	MOZAMBIQUE	21.526.474	50.730.931	24.937.766	61.996.256
BW	BOTSWANA	1.540	695.204	41.170	3.740.557
GQ	EQUATORIAL GUINEA	1.401.646	5.735.283	1.687.409	8.099.822
TG	TOGO	26.145.779	101.179.096	31.878.774	153.912.754
GH	GHANA	11.578.404	91.899.760	13.705.956	130.133.738
LR	LIBERIA	945.495	20.784.429	1.879.714	28.355.484

Tabel 4. Ekspor Indonesia menurut Negara Tujuan

Agustus 2022

Kode Negara	Negara Tujuan	Berat bersih / Net weight (Kg)		Nilai / Value F.O.B. (U S \$)	
		Bulan ini	Kumulatif	Bulan ini	Kumulatif
(1)	(2)	(3)	(4)	(5)	(6)
GN	GUINEA	652.389	10.481.097	2.203.906	25.806.574
AO	ANGOLA	31.272.007	135.859.983	40.681.367	196.021.565
CG	CONGO	4.569.553	29.549.908	7.279.474	42.136.523
CM	CAMEROON	2.882.991	16.171.443	4.572.813	26.250.927
NG	NIGERIA	23.858.216	188.459.406	38.666.234	317.420.541
SL	SIERRA LEONE	2.860.320	5.977.750	3.108.772	8.081.185
GA	GABON	179.019	1.848.766	488.064	5.566.615
CI	COTE D'IVOIRE	4.733.061	35.868.974	6.680.863	51.463.152
SN	SENEGAL	19.405.118	85.810.260	21.351.431	541.200.480
MR	MAURITANIA	9.529.184	83.887.593	12.635.875	164.434.927
ML	MALI	156.210	1.694.860	608.000	6.657.340
BJ	BENIN	24.903.940	81.216.503	30.574.592	113.800.027
BF	BURKINA FASO	361.910	2.319.609	1.629.518	11.223.039
GW	GUINEA BISSAU	-	130.204	-	203.362
GM	GAMBIA	2.246.315	17.823.670	2.894.783	27.347.065
SC	SEYCHELLES	126.319	849.146	546.822	2.612.756
UG	UGANDA	678.778	2.413.469	586.936	5.849.265
CF	CENTRAL AFRICAN REPUBLIC	384	1.274.331	34.112	2.750.502
NE	NIGER	1.723.100	2.709.113	2.496.005	6.048.265
TD	CHAD	-	11.380	-	1.149.694
DJ	DJIBOUTI	38.383.689	143.966.757	41.260.255	198.084.843
SH	SAINT HELENA	11.016	11.025	23.134	24.034
ST	SAO TOME AND PRINCIPE	17.572	676.597	25.300	970.682
SZ	SWAZILAND	73.879	336.716	966.670	3.026.416
ZA	SOUTH AFRICA	80.107.449	457.135.760	126.944.404	800.442.505
ZW	ZIMBABWE	339.545	1.504.943	675.942	3.620.173
ZM	ZAMBIA	234.833	914.122	227.171	2.223.090
MW	MALAWI	990.996	5.430.449	999.114	6.919.114
KM	COMOROS	503.312	2.759.408	608.984	3.773.063
BI	BURUNDI	-	127.885	-	507.533
MU	MAURITIUS	3.669.014	242.278.412	6.129.876	42.385.217
RW	RWANDA	182.313	565.291	123.740	537.239
YT	MAYOTTE	149.641	1.632.164	141.922	1.626.474
CD	DEMOCRATIC REP. OF THE CONGO	1.449.898	6.782.277	2.489.492	14.101.802
AU	AUSTRALIA	234.441.327	1.866.287.474	266.923.801	2.344.443.969
NZ	NEW ZEALAND	170.067.378	1.530.392.955	69.194.904	489.531.075
FM	MICRONESIA, FED. STATES OF	69.384	597.653	151.215	790.780
GU	GUAM	124.559	504.393	232.063	678.769
PW	PALAU	-	72.348	-	117.168
NR	NAURU	9.465	286.093	46.035	468.852
NC	NEW CALEDONIA	293.481	4.705.134	805.114	8.124.592
NU	NIUE	-	23	-	324
MP	NORTHERN MARIANA ISLANDS	12.423	149.410	38.351	259.405
VC	SAINT VINCENT AND THE GRENADINES	49.126	102.881	83.786	277.408
VU	VANUATU	666.190	2.511.309	832.353	3.699.492
WF	WALLIS AND FUTUNA ISLANDS	111.870	187.499	206.992	435.399
IO	BRITISH INDIAN OCEAN TERRITORY	-	190.013	-	384.751
AS	AMERICAN SAMOA	57.866	965.683	162.729	1.394.369
CK	COOK ISLANDS	7.364	268.751	66.444	496.297
FJ	FIJI	1.156.668	59.977.997	3.049.229	25.942.125
KI	KIRIBATI	53.063	759.041	199.932	1.754.538
MH	MARSHALL ISLANDS	14.159	4.072.743	63.356	11.042.091
WS	SAMOA	535.764	4.092.080	794.202	7.992.195
SB	SOLOMON ISLANDS	1.042.726	6.395.343	1.853.528	11.719.139
TO	TONGA	146.359	1.546.251	289.334	2.736.970
TV	TUVALU	-	15.209	-	34.711
UM	U.S MINOR OUTLYING ISLAND	-	328	-	6.436
TK	TOKELAU	-	43.385	-	85.685
TL	EAST TIMOR	51.867.141	344.021.010	26.062.194	183.648.825
US	UNITED STATES	621.125.462	4.355.530.473	2.586.432.652	19.857.484.713
CA	CANADA	31.863.775	194.565.717	130.219.489	884.597.137
MX	MEXICO	124.434.760	561.112.600	166.397.383	1.114.247.303

Tabel 4. Ekspor Indonesia menurut Negara Tujuan

Agustus 2022

Kode Negara	Negara Tujuan	Berat bersih / Net weight (Kg)		Nilai / Value F.O.B. (U S \$)	
		Bulan ini	Kumulatif	Bulan ini	Kumulatif
(1)	(2)	(3)	(4)	(5)	(6)
GT	GUATEMALA	11.023.050	44.574.356	13.044.473	62.402.832
HN	HONDURAS	950.795	28.237.960	3.611.766	116.719.049
NI	NICARAGUA	1.135.133	5.096.273	6.057.117	23.524.343
PA	PANAMA	2.033.509	12.413.436	17.454.900	100.396.196
CU	CUBA	260.000	2.092.263	283.805	2.160.587
CW	CURACAO	-	5.740	-	48.484
SR	SURINAME	339.131	1.902.711	904.766	4.178.573
CL	CHILE	5.758.421	72.498.783	29.789.261	224.451.232
VE	VENEZUELA	648.503	4.680.077	1.403.585	9.599.143
AR	ARGENTINA	44.850.307	118.954.411	46.889.370	232.629.845
BR	BRAZIL	88.140.282	403.146.394	173.137.090	1.048.465.862
CO	COLOMBIA	20.590.202	83.565.490	33.428.811	188.777.321
BO	BOLIVIA	522.346	4.476.732	1.001.891	15.355.232
UY	URUGUAY	12.340.950	22.302.117	9.615.237	33.596.921
PY	PARAGUAY	465.869	1.928.066	3.986.327	14.454.862
EC	ECUADOR	5.766.308	32.486.019	13.060.996	90.147.713
PE	PERU	8.885.185	130.738.442	34.792.196	285.062.627
GY	GUYANA	158.637	1.345.790	241.347	2.660.817
TT	TRINIDAD AND TOBAGO	1.117.512	10.339.347	2.848.224	20.932.578
BS	BAHAMAS	75.428	389.070	336.426	2.515.559
JM	JAMAICA	1.316.662	12.348.576	3.546.161	24.556.070
PR	PUERTO RICO	1.012.736	4.818.878	3.437.135	17.691.494
BZ	BELIZE	49	91.977	367	348.463
DO	DOMINICAN REPUBLIC	4.858.597	31.001.295	10.982.662	74.496.433
SV	EL SALVADOR	16.162.854	23.489.069	11.573.955	33.451.167
CR	COSTA RICA	1.637.657	10.446.608	6.574.883	32.906.958
HT	HAITI	16.566.596	68.392.783	19.527.376	85.834.644
BB	BARBADOS	63.927	855.279	342.698	3.126.534
AG	ANTIGUA AND BARBUDA	87.952	509.807	563.913	1.725.136
AI	ANGUILLA	-	22.684	-	35.658
AW	ARUBA	64.169	366.866	165.297	1.137.539
BM	BERMUDA	24.713	168.137	213.673	1.193.291
CV	CAPE VERDE	86.391	359.893	78.336	531.764
KY	CAYMAN ISLANDS	1.938	90.126	21.434	606.190
DM	DOMINICA	210.940	1.119.013	1.397.193	7.156.862
GF	FRENCH GUIANA	53.135	381.319	68.703	544.226
PF	FRENCH POLYNESIA	544.837	34.314.516	1.330.090	11.430.348
GL	GREENLAND	-	2.877	-	53.715
GD	GRENADA	54.433	270.140	87.000	951.884
MQ	MARTINIQUE	66.310	1.059.103	323.644	3.398.511
AN	NETHERLANDS ANTILLES	69.190	525.765	462.953	3.916.311
LC	SAINT LUCIA	113.306	344.647	502.093	1.737.447
SM	SAN MARINO	-	81	-	2.791
TC	TURKS AND CAICOS ISLANDS	17.218	96.247	410.922	781.584
GP	GUADELOUPE	125.471	1.529.054	520.940	5.491.690
KN	SAINT KITTS AND NEVIS	12.485	34.570	107.333	333.828
MS	MONTSERRAT	-	2.580	-	23.968
VG	VIRGIN ISLANDS (BRITISH)	6.480	32.315	59.735	261.696
VI	U.S. VIRGIN ISLANDS	5	21.688	499	578.828
GB	UNITED KINGDOM	82.864.900	316.341.882	205.204.287	1.117.051.603
NL	NETHERLANDS	512.569.582	3.522.747.700	541.332.716	3.909.641.396
FR	FRANCE	11.811.727	132.636.073	86.039.600	705.341.170
DE	GERMANY, FED. REP. OF	46.023.476	446.257.393	240.806.386	2.144.759.491
AT	AUSTRIA	293.269	2.723.786	3.666.220	39.092.717
BE	BELGIUM	49.494.557	456.430.750	174.876.794	1.478.536.432
CH	SWITZERLAND	755.931	116.224.409	16.123.961	1.456.854.607
LU	LUXEMBOURG	3.104.460	19.802.290	5.553.901	38.899.020
GI	GIBRALTAR	-	70.163	-	29.296
MC	MONACO	68.544	200.474	1.450.418	4.057.762
DK	DENMARK	24.863.229	75.558.581	483.093.167	644.434.810
NO	NORWAY	1.423.114	15.407.393	19.018.100	120.532.439
SE	SWEDEN	5.950.143	48.402.017	22.911.281	181.496.843

Tabel 4. Ekspor Indonesia menurut Negara Tujuan

Agustus 2022

Kode Negara	Negara Tujuan	Berat bersih / Net weight (Kg)		Nilai / Value F.O.B. (U S \$)	
		Bulan ini	Kumulatif	Bulan ini	Kumulatif
(1)	(2)	(3)	(4)	(5)	(6)
FI	FINLAND	1.022.264	19.789.672	2.529.635	51.495.316
IE	IRELAND	1.792.431	22.157.121	3.994.387	60.627.789
IT	ITALY	366.203.618	1.908.399.415	349.957.132	2.123.135.866
ES	SPAIN	115.950.106	1.135.835.033	150.486.264	1.472.297.495
PT	PORTUGAL	2.812.855	40.019.884	8.946.342	88.389.530
IS	ICELAND	19.658	46.493.434	1.557.137	20.108.790
GR	GREECE	12.726.573	154.897.729	21.487.482	201.933.492
VA	VATICAN CITY STATE	-	0	-	7
AD	ANDORRA	29.570	29.570	225.299	225.299
LI	LIECHTENSTEIN	210	2.394	2.788	14.117
HU	HUNGARY	611.649	6.714.467	10.581.551	59.143.197
PL	POLAND	272.701.206	1.056.759.864	99.988.857	662.295.033
RO	ROMANIA	4.452.165	38.735.520	9.155.233	82.157.885
BG	BULGARIA	1.761.935	46.629.420	3.210.150	130.526.465
AL	ALBANIA	553.493	5.989.061	1.051.690	9.942.267
AM	ARMENIA	95.547	395.625	200.766	1.787.328
AZ	AZERBAIJAN	145.872	946.408	312.156	2.384.244
BY	BELARUS	266	331.710	10.418	643.061
KZ	KAZAKHSTAN	3.200.719	7.676.704	22.610.041	59.670.749
KG	KYRGYZSTAN	310.348	809.230	385.304	1.743.092
MD	MOLDOVA, REPUBLIC OF	88	115.872	3.347	310.379
TJ	TAJIKISTAN	185.349	1.391.245	341.882	2.281.214
TM	TURKMENISTAN	229.056	1.499.028	355.946	2.413.039
UA	UKRAINE	501.150	21.478.488	1.324.506	32.741.539
UZ	UZBEKISTAN	4.830.004	10.185.971	8.712.496	18.294.393
LT	LITHUANIA	529.269	2.545.951	1.207.799	6.367.994
LV	LATVIA	2.056.210	21.813.121	3.563.460	40.981.475
EE	ESTONIA	28.760.487	124.275.644	33.772.730	184.647.591
GE	GEORGIA	2.020.698	18.716.865	3.974.800	30.778.403
HR	CROATIA	7.717.272	27.520.090	9.428.969	48.071.988
BA	BOSNIA AND HERZEGOVINA	19	253.538	1.894	562.650
MT	MALTA	72.672	695.777	464.261	2.319.688
SK	SLOVAKIA	508.820	2.698.683	3.924.594	25.071.050
SI	SLOVENIA	168.572.183	211.029.656	33.958.241	123.390.354
CZ	CZECH REPUBLIC	691.724	6.100.337	6.879.175	57.386.049
MK	REP. OF MACEDONIA	200.225	44.821.212	324.836	8.759.558
RU	RUSSIA FEDERATION	98.523.234	555.759.696	143.693.718	956.077.743
RS	SERBIA	213.252	1.089.730	788.197	6.302.605
ME	MONTENEGRO	101.392	867.874	292.470	2.225.731
GG	GUERNSEY	-	12	-	2.540
JE	JERSEY	16	65	369	1.943
Total Ekspor		59.542.590.396	413.434.781.435	27.862.094.371	194.551.587.583

Sumber : dokumen PEB dan non PEB, diolah

Tabel 5 : Ekspor Indonesia menurut Provinsi dan Pelabuhan muat

Agustus 2022

Pelabuhan	Pelabuhan Muat	Berat bersih / Net weight (Kg)		Nilai / Value F.O.B. (U S \$)	
		Bulan ini	Kumulatif	Bulan ini	Kumulatif
(1)	(2)	(3)	(4)	(5)	(6)
ACEH		736.610.849	5.872.977.551	50.904.387	364.584.677
IDLSW	LHOK SEUMAWE	6.036.114	36.115.619	5.858.868	29.027.201
IDCLG	CALANG	6.399.735	12.799.654	5.695.764	13.183.669
IDMEQ	MEULABOH	724.175.000	5.821.667.000	39.349.755	321.550.546
IDAUN	BLANG LANCANG (ARUN)	-	2.367.478	-	637.000
IDKRU	KRUENG R. MALAHAYATI	-	27.800	-	186.260
SUMATERA UTARA		1.063.549.490	6.077.355.055	1.347.649.628	9.022.123.140
IDKNO	KUALA NAMU INTERNATIONAL AIRPORT (U)	93.501	171.236	2.576.738	10.668.452
IDBLW	BELAWAN	772.353.854	4.769.529.898	1.020.630.112	7.460.460.602
IDTJB	TANJUNG BALAI ASAHAN	3.303.803	22.446.569	1.812.477	13.124.961
IDTBR	TANJUNG BERINGIN	-	199.635.864	-	164.511.400
IDSLG	SIBOLGA	2.728.160	4.690.090	2.103.866	3.893.359
IDKTJ	KUALA TANJUNG	285.070.172	1.080.881.398	320.526.436	1.369.464.365
SUMATERA BARAT		429.645.014	2.412.331.355	334.668.108	1.934.110.152
IDTBY	PADANG/TL.BAYUR	429.644.484	2.412.325.045	334.658.675	1.934.059.708
IDPDG	PADANG / TABING (U)	530	6.310	9.433	50.444
RIAU		2.864.159.743	15.596.321.038	2.457.011.211	15.057.788.737
IDLAT	LALANG TERMINAL, ST	20.167.000	84.315.000	15.982.898	68.281.329
IDBAG	BAGAN SIAPI-API	74.000	502.700	49.716	351.199
IDPAI	PANIPAHAN	189.790	1.453.670	86.097	690.157
IDDUM	DUMAI	2.298.815.409	10.429.225.519	2.040.716.364	11.569.794.138
IDTMD	TANJUNG MEDANG	466.145	3.789.430	62.786	454.332
IDSEQ	SUNGAI PAKNING	112.098.617	1.242.633.321	75.835.327	862.233.869
IDBLS	BENGKALIS	462.950	2.945.695	497.458	2.135.911
IDSPA	SELAT PANJANG	2.704.627	24.435.684	671.243	5.494.546
IDSSI	SIAK SRI INDRAPURA	69.849.332	527.423.282	21.758.651	150.172.396
IDSUQ	SUNGAI GUNTUNG	21.092.910	161.437.239	24.615.818	184.367.184
IDKGD	KUALA GAUNG	11.143.712	74.614.212	2.049.281	16.266.410
IDTEM	TEMBILAHAN	1.119.975	27.238.434	203.332	6.088.108
IDKEN	KUALA ENOK	2.926.909	46.271.075	5.318.000	37.559.218
IDRGA	RENGAT	6.682.316	83.484.258	4.828.689	35.952.801
IDKID	PULAU KIJANG	-	780	-	4.082
IDPAK	PEKAN BARU	1.559.217	5.565.882	1.293.487	5.187.125
IDBUN	BUATAN	206.948.749	1.953.455.957	161.996.624	1.325.566.924
IDPWG	PERAWANG, SUMATRA	107.858.085	927.528.900	101.045.440	787.189.008
JAMBI		997.133.941	5.189.415.257	315.061.756	1.928.666.762
IDKTK	KUALA TUNGKAL	29.385.647	219.901.265	6.141.180	45.647.809
IDMSA	MUARA SABAK	652.629.287	3.690.224.776	61.552.124	320.398.799
IDDJM	JAMBI	315.119.007	1.279.289.147	247.368.452	1.562.601.884
IDDJB	PALMERAH/SULTAN THAHA (U)	-	69	-	18.271
SUMATERA SELATAN		4.091.409.336	24.948.843.602	712.787.495	4.753.247.283
IDPLS	PALEMBANG-KERTAPATI	16.698.678	76.367.496	1.662.045	6.477.026
IDSUG	SUNGAI GERONG	-	24.419.597	-	15.435.796
IDPLA	PALEMBANG - PLAJU	45.724.605	350.259.913	32.204.493	274.071.818
IDMRI	MUSI RIVER/BOOM BARU	4.028.986.053	24.497.796.596	678.920.956	4.457.262.642

Tabel 5 : Ekspor Indonesia menurut Provinsi dan Pelabuhan muat

Agustus 2022

Pelabuhan	Pelabuhan Muat	Berat bersih / Net weight (Kg)		Nilai / Value F.O.B. (U S \$)	
		Bulan ini	Kumulatif	Bulan ini	Kumulatif
(1)	(2)	(3)	(4)	(5)	(6)
BENGKULU		168.578.879	1.672.162.619	17.601.165	166.156.015
IDBKU	BENGKULU	70.934.899	844.795.474	7.988.362	80.915.655
IDPBA	PULAU BAAI	97.643.980	827.367.145	9.612.804	85.240.359
LAMPUNG		1.407.128.966	7.576.520.803	613.648.454	3.167.632.297
IDTRH	TARAHAN	1.020.659.471	5.636.830.724	373.241.404	1.924.761.006
IDPJG	PANJANG	386.469.495	1.939.690.079	240.407.051	1.242.871.291
KEPULAUAN BANGKA BELITUNG		51.888.437	232.651.930	105.628.580	845.107.295
IDBLT	BELITUNG	-	18.154.000	-	635.390
IDMUO	MUNTOK	1.375.000	8.435.000	33.911.275	297.865.100
IDPGX	PANGKAL BALAM	1.914.478	18.114.487	23.118.795	338.824.921
IDTPD	TANJUNG PANDAN	1.200.000	14.965.609	162.000	1.727.900
IDMAN	MANGGAR-BELITUNG	47.398.959	160.165.810	48.436.510	187.345.918
IDPGK	PANGKAL PINANG (U)	-	427.573	-	18.187.709
IDTJQ	BULUH TUMBANG (U)	-	12.389.450	-	520.357
KEPULAUAN RIAU		1.484.776.105	12.489.952.396	2.297.244.703	13.469.004.270
IDBTM	BATAM ISLAND	642.195	642.195	1.601.592	1.601.592
IDLBM	LOBAM	414.808	24.529.628	15.809.450	149.751.343
IDMWK	MATAK	-	516.143	-	3.137.549
IDNTX	NATUNA RANAI	10.445	86.022	62.670	520.932
IDTBK	TANJUNG BALAI KARIMUN	782.085.157	6.573.937.013	176.001.527	1.426.019.894
IDPSS	PULAU SAMBU	-	19.008.640	-	18.276.000
IDTPN	TANJUNG PINANG	1.422.220	31.062.693	2.508.280	24.351.597
IDTER	TEREMPA	222.909.187	2.200.523.689	135.358.806	1.344.981.834
IDTBT	TANJUNG BATU, RIAU	567.000	5.615.250	361.760	4.352.095
IDBPD	BELAKANG PADANG	174.399.861	1.348.856.995	140.202.884	974.608.573
IDBTU	BATU AMPAR	130.201.385	891.114.467	1.410.315.689	6.616.253.806
IDDAS	SINGKEP - DABO	-	198.900.000	-	3.381.300
IDTNJ	KIJANG	568.039	52.454.993	1.224.604	63.254.412
IDPAS	PASIR PANJANG	-	245.996.000	-	1.590.446
IDSKP	SEKUPANG	14.691.061	119.061.540	226.810.933	1.675.918.134
IDNON	NONGSA	-	6	-	500
IDKAB	KABIL/PANAU	156.828.212	660.247.386	178.775.741	1.043.377.296
IDUNA	UDANG NATUNA	-	117.320.590	-	97.669.834
IDBTH	HANG NADIM (U)	36.534	79.144	8.210.766	19.957.132
DKI JAKARTA		1.503.226.286	11.363.147.679	5.999.427.924	47.364.965.507
IDTPP	TANJUNG PRIOK	1.493.429.606	11.277.412.324	5.389.108.292	41.058.890.828
IDJKT	JAKARTA / PASAR IKAN	54.098	384.707	81.734	652.085
IDCGK	SOEKARNO-HATTA (U)	9.742.581	85.350.647	610.237.897	6.305.422.593
JAWA BARAT		73.918.277	458.583.250	145.787.677	1.115.948.796
IDPMB	PATIMBAN	10.331.530	84.589.581	107.561.998	871.691.082
IDCBN	CIREBON	22.000	22.000	4.700.000	4.700.000
IDBDO	HUSEIN SASSTRANEGARA (U)	-	9.251	-	11.805.480
IDBLG	BALONGAN	63.564.747	373.962.418	33.525.678	227.752.234
JAWA TENGAH		352.826.511	2.573.309.418	727.213.578	5.885.978.056
IDTES	TANJUNG EMAS	186.562.070	1.461.246.036	663.678.170	5.440.445.317
IDCXP	CILACAP	166.252.546	1.111.928.621	63.380.886	442.881.180

Tabel 5 : Ekspor Indonesia menurut Provinsi dan Pelabuhan muat

Agustus 2022

Pelabuhan	Pelabuhan Muat	Berat bersih / Net weight (Kg)		Nilai / Value F.O.B. (U S \$)	
		Bulan ini	Kumulatif	Bulan ini	Kumulatif
(1)	(2)	(3)	(4)	(5)	(6)
IDSRG	ACHMAD YANI (U)	11.895	132.616	154.522	2.649.259
IDSOC	SOLO/JEBRES/ADI SUMARMO (U)	-	2.145	-	2.299
DI YOGYAKARTA		29.175	50.967	509.445	1.075.712
IDYIA	YOGYAKARTA INTERNATIONAL AIRPORT(U)	29.175	50.967	509.445	1.075.712
JAWA TIMUR		1.197.319.882	8.921.847.053	2.119.301.537	16.040.302.552
IDTUB	TUBAN	80.369.406	1.248.769.043	67.247.232	617.186.987
IDGRE	GRESIK	261.114.571	1.530.292.223	195.916.388	1.351.997.624
IDTPE	TANJUNG PERAK	855.337.807	5.971.746.812	1.810.081.878	13.545.777.343
IDPRO	PROBOLINGGO	-	50.036.384	-	31.770.178
IDKLG	KALIANGET	-	117.033.590	-	91.745.756
IDSUB	JUANDA (U)-SURABAYA	498.097	3.969.001	46.056.040	401.824.663
BANTEN		455.230.362	4.708.405.943	143.775.535	1.655.224.643
IDCIW	CIWANDAN	-	141.913.115	-	38.736.885
IDMRK	MERAK	334.231.547	3.011.371.131	38.585.828	406.333.299
IDTLN	TANJUNG LENENG	76.281.508	506.523.529	58.784.933	459.650.738
IDCGD	CIGADING	44.717.307	1.048.598.168	46.404.774	750.503.722
BALI		1.021.363	3.812.545	27.703.109	118.616.496
IDBOA	BENOA/LOLOAN	277.524	277.524	136.056	136.056
IDCBW	CELUKAN BAWANG	47.000	82.000	344.030	594.030
IDDPS	NGURAH RAI (U)	696.839	3.453.021	27.223.023	117.886.410
NUSA TENGGARA BARAT		65.933.023	568.179.081	212.771.359	2.080.447.598
IDBEN	BENETE	65.931.477	568.173.949	212.764.147	2.076.961.239
IDLOP	BANDARA UDARA INTERNASIONAL (LOMBOK)	276	3.176	3.808	3.478.176
IDAMI	MATARAM / SELAPARANG (U)	1.270	1.596	3.404	7.449
IDLKS	LOMBOK	-	360	-	734
NUSA TENGGARA TIMUR		9.738.639	50.729.135	3.748.485	28.654.836
IDABU	ATAMBUA (U)	171.575	531.235	181.712	556.736
IDBJW	BAJAWA (U)	303	303	66.756	66.756
IDATA	ATAPUPU	9.566.760	49.518.939	3.500.017	23.831.575
IDTEN	TENAU	-	678.657	-	4.199.769
KALIMANTAN BARAT		1.214.799.964	13.171.004.506	234.305.429	1.750.686.316
IDPON	PONTIANAK	586.977.306	6.866.045.110	148.490.186	1.015.528.840
IDKTG	KETAPANG K. BARAT	-	175.544.131	-	4.543.805
IDTMO	TELOK MELANO	151.097.345	1.470.241.584	6.346.088	54.055.849
IDKDW	KENDAWANGAN	475.843.920	4.656.789.261	77.856.519	667.996.023
IDPNK	SUPADIO (U)	90	4.867	1.600	65.466
IDENT	ENTIKONG	769.217	1.221.889	551.991	969.826
IDJBB	JAGOIBABANG	112.087	1.157.664	1.059.044	7.526.507
KALIMANTAN TENGAH		322.905.001	4.186.108.771	171.393.359	652.199.178
IDTBM	TUMBANG SAMBA (U)	-	11.098	-	353.609
IDPKN	PANGKALAN BUN	2.602.450	25.141.186	3.312.620	29.984.542
IDKUM	KUMAI	240.703.254	1.130.883.094	147.176.948	514.427.190
IDSMQ	SAMPIT	60.940.522	2.948.919.071	18.748.273	95.651.950
IDPPS	PULANG PISAU	18.658.775	81.154.321	2.155.518	11.781.886

Tabel 5 : Ekspor Indonesia menurut Provinsi dan Pelabuhan muat

Agustus 2022

Pelabuhan	Pelabuhan Muat	Berat bersih / Net weight (Kg)		Nilai / Value F.O.B. (U S \$)	
		Bulan ini	Kumulatif	Bulan ini	Kumulatif
(1)	(2)	(3)	(4)	(5)	(6)
KALIMANTAN SELATAN		14.918.535.649	104.848.828.919	1.941.989.846	12.852.649.653
IDKBU	KOTABARU (U)	981.815.000	981.815.000	76.766.737	76.766.737
IDNPL	NORTH PULAU LAUT	323.850.000	2.971.628.000	77.417.833	522.923.410
IDSTU	SATUI	3.815.523.470	28.878.860.396	362.120.791	2.803.220.732
IDTAR	TARJUN	174.593.089	668.663.800	137.802.255	586.697.181
IDPUT	PULAU LAUT	53.161.556	1.475.611.593	49.942.882	272.919.974
IDBAN	BANJARMASIN	8.049.795.483	55.676.123.551	1.147.766.189	7.643.768.922
IDKTB	KOTABARU	1.189.828.390	12.402.814.918	61.306.780	769.492.444
IDBDJ	SAMSUDIN NOOR (U)	2.661	2.661	273.789	273.789
IDASA	ASAM ASAM	329.966.000	1.793.309.000	28.592.591	176.586.464
KALIMANTAN TIMUR		21.630.479.579	147.165.995.042	3.707.586.561	23.295.631.190
IDKRG	KARIANGAU	6.452	6.452	138.438	138.438
IDTBA	TANJUNG BARA, KL	3.737.955.000	26.909.952.000	644.767.198	4.128.686.544
IDBPP	BALIKPAPAN	3.486.650.780	19.873.896.007	877.312.964	5.136.912.890
IDSRD	SAMARINDA	7.481.171.650	51.375.556.240	901.700.254	6.154.334.986
IDTRD	TANJUNG REDEP	2.088.359.000	16.489.215.000	276.678.698	2.010.140.274
IDBPN	SEPINGGAN (U)	45.246	209.328	460.943	2.450.894
IDBTG	BONTANG	1.536.521.451	10.084.843.014	700.772.841	3.905.028.908
IDADB	ADANG BAY	2.393.777.000	16.887.157.000	253.178.984	1.646.446.998
IDSKI	SANGKULIRANG	854.793.000	5.493.960.000	44.840.946	303.755.965
IDBEJ	BERAU (U)	51.200.000	51.200.000	7.735.296	7.735.296
KALIMANTAN UTARA		1.705.594.696	14.615.056.393	172.411.368	1.629.843.666
IDTJS	TANJUNG SELOR	372.912.000	2.519.912.800	17.258.987	131.388.293
IDLIN	LINGKAS TARAKAN	876.507.233	8.166.792.060	121.696.040	1.122.765.643
IDNNX	NUNUKAN	17.941.894	1.130.240.963	16.122.797	295.160.505
IDBYQ	BUNYU	438.165.000	2.798.042.000	14.220.454	77.416.134
IDTRK	TARAKAN (U)	68.570	68.570	3.113.091	3.113.091
SULAWESI UTARA		119.868.319	889.554.670	68.660.534	676.281.169
IDLIR	LIRUNG	-	700	-	6.150
IDAMU	AMURANG	18.220.225	138.367.156	11.927.014	159.352.056
IDMND	MANADO	306	306	4.286	4.286
IDBIT	BITUNG	56.405.116	376.339.238	54.100.447	495.179.214
IDPET	PETTA	23.832	211.870	278.400	2.474.326
IDMDC	SAM RATULANGI (U)	18.841	225.401	198.186	2.174.286
IDLUK	LABUHAN UKI	45.200.000	374.410.000	2.152.200	17.090.850
SULAWESI TENGAH		1.223.858.543	7.509.750.978	1.844.771.380	12.679.912.659
IDPSJ	POSO	708.229.557	708.229.557	1.256.287.668	1.256.287.668
IDLWU	LUWUK	295.305.454	2.118.770.788	247.031.289	1.556.706.969
IDKLD	KOLONEDALE	164.342.048	4.448.396.637	289.389.225	9.580.170.220
IDPAT	PANTOLOAN	55.981.484	234.353.996	52.063.198	286.747.802
SULAWESI SELATAN		154.631.759	1.508.234.007	184.401.002	1.299.189.268
IDMAK	MAKASSAR	42.512.143	278.664.718	77.422.257	490.898.954
IDPAP	PARE-PARE	45.700.668	335.605.173	1.919.428	12.986.993
IDUJU	UJUNG PANDANG	31.383	221.138	364.402	4.026.854
IDMLI	MALILI, SULAWESI	7.567.181	46.648.955	101.809.143	756.530.733
IDBKI	BIRING KASSI	58.800.000	846.890.708	2.815.330	34.149.100
IDUPG	HASANUDDIN (U)	20.385	203.316	70.442	596.634

Tabel 5 : Ekspor Indonesia menurut Provinsi dan Pelabuhan muat

Agustus 2022

Pelabuhan	Pelabuhan Muat	Berat bersih / Net weight (Kg)		Nilai / Value F.O.B. (U S \$)	
		Bulan ini	Kumulatif	Bulan ini	Kumulatif
(1)	(2)	(3)	(4)	(5)	(6)
SULAWESI TENGGARA		295.155.258	1.625.729.846	473.245.272	3.430.720.684
IDBUW	BAU-BAU	55.000.000	55.000.000	1.650.000	1.650.000
IDKDR	KENDARI	235.460.917	1.561.400.931	455.204.678	3.392.969.789
IDPUM	POMALAA	4.677.609	9.312.183	16.337.176	36.047.477
IDKDI	WOLTER MONGINSIDI (U)	16.732	16.732	53.418	53.418
GORONTALO		12.201.887	24.217.960	2.095.091	4.123.742
IDGOR	GORONTALO	12.200.020	24.215.370	2.074.003	4.094.557
IDGTO	JALALUDDIN(U)	1.867	2.590	21.088	29.185
SULAWESI BARAT		9.661.660	56.217.429	995.151	5.531.149
IDMJU	MAMUJU	9.661.660	56.217.429	995.151	5.531.149
MALUKU		11.196	39.964.301	75.812	47.163.696
IDBUA	BULA	-	36.457.596	-	26.330.431
IDAMB	AMBON	-	3.158.523	-	18.667.938
IDLUV	TUAL	-	14.800	-	148.000
IDAMQ	PATTIMURA/LAHA (U)	11.196	333.382	75.812	2.017.327
MALUKU UTARA		255.829.656	2.200.261.567	611.465.930	5.491.305.578
IDOBI	OBI ISLAND	255.829.656	1.839.299.567	611.465.930	5.455.707.126
IDTAX	TALIABU	-	360.962.000	-	35.598.452
PAPUA BARAT		521.157.750	3.420.860.252	266.991.900	1.642.188.006
IDSOR	SORONG	607.209	763.194	596.829	2.590.307
IDMKW	MANOKWARI	11.900.204	119.758.461	600.960	5.520.252
IDSOQ	SORONG / JEFMAN (U)	16.787	178.118	187.881	1.897.149
IDNTI	BINTUNI, IRIAN JAYA	508.633.550	3.300.160.479	265.606.230	1.632.180.298
PAPUA		203.775.203	1.456.400.119	549.261.601	4.094.526.806
IDBIK	FRANS KASIEPO (U)	4.045	4.248	22.492	23.238
IDJYP	JAYAPURA	34.049	95.892	89.843	708.188
IDZRI	SERUI	4.441.810	44.534.884	4.035.704	51.523.611
IDMKQ	MERAUKE	-	1.470	-	5.220
IDTIM	AMAMAPARE	198.002.600	1.406.054.381	541.291.729	4.032.624.572
IDDJJ	JAYAPURA / SENTANI (U)	1.310	5.193	2.437.600	2.613.579
IDBXD	BADE, IRIAN JAYA	1.291.389	5.704.051	1.384.233	7.028.398
Total Ekspor		59.542.590.396	413.434.781.435	27.862.094.371	194.551.587.583

Sumber : dokumen PEB dan non PEB, diolah

DATA

MENCERDASKAN BANGSA

<https://www.bps.go.id>



BADAN PUSAT STATISTIK

Jl. dr. Sutomo No. 6-8 Jakarta 10710
Telp : (021) 3841195, 3842508, 3810291-4, Fax : (021) 3857046
Homepage : <http://www.bps.go.id> E-mail : bpshq@bps.go.id

ISSN 2745-3987



9 772745 398704