




BADAN PUSAT STATISTIK
PROVINSI JAWA TIMUR

ST 2023
SENSUS PERTANIAN

BERITA RESMI STATISTIK PROVINSI JAWA TIMUR

15 Juni 2022



PERKEMBANGAN EKSPOR DAN IMPOR





**BADAN PUSAT STATISTIK
PROVINSI JAWA TIMUR**

PERKEMBANGAN EKSPOR DAN IMPOR PROVINSI JAWA TIMUR

BULAN MEI 2022

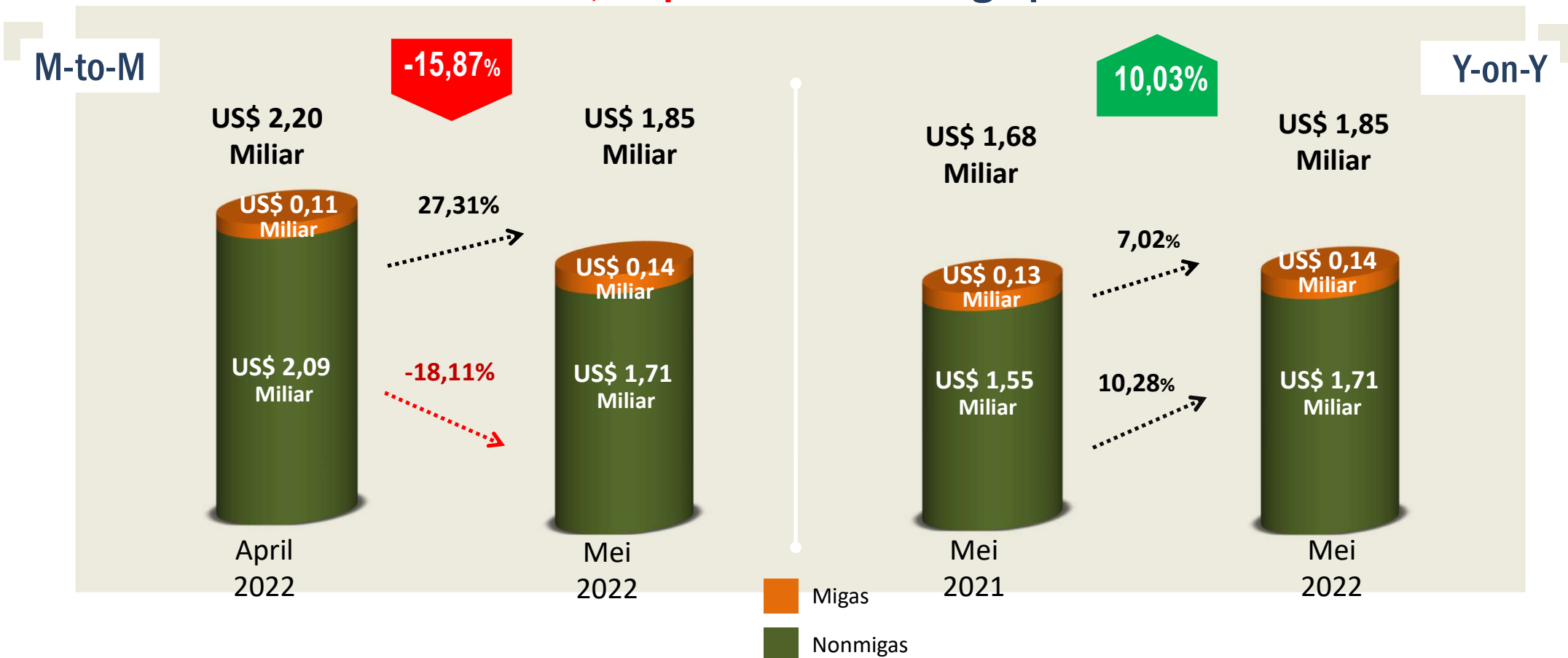
No.37/06/35/Thn.XX, 15 Juni 2022



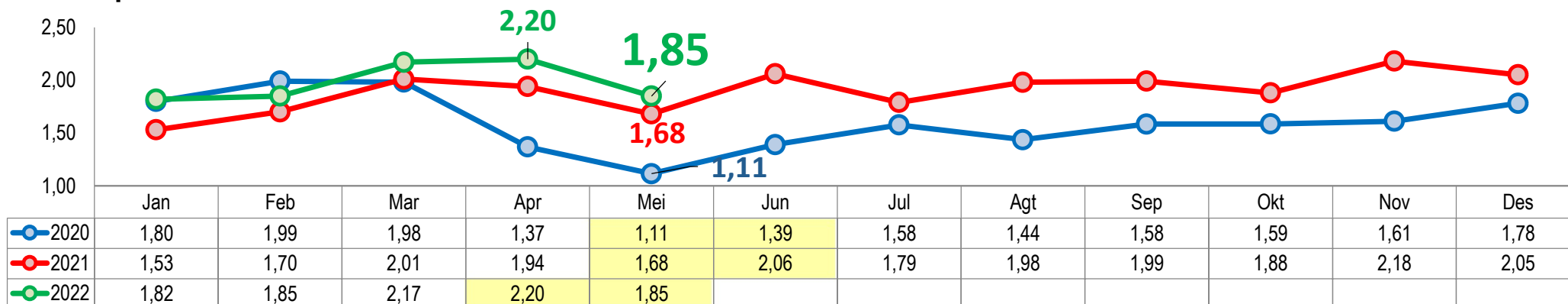


PERKEMBANGAN EKSPOR

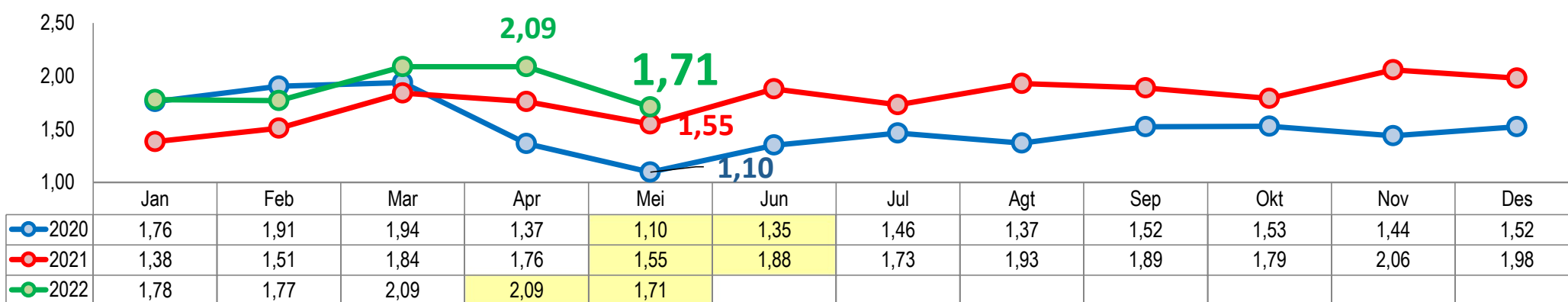
Nilai Ekspor Mei 2022 Mencapai **US\$ 1,85 Miliar** **TURUN 15,87 persen** Dibanding April 2022



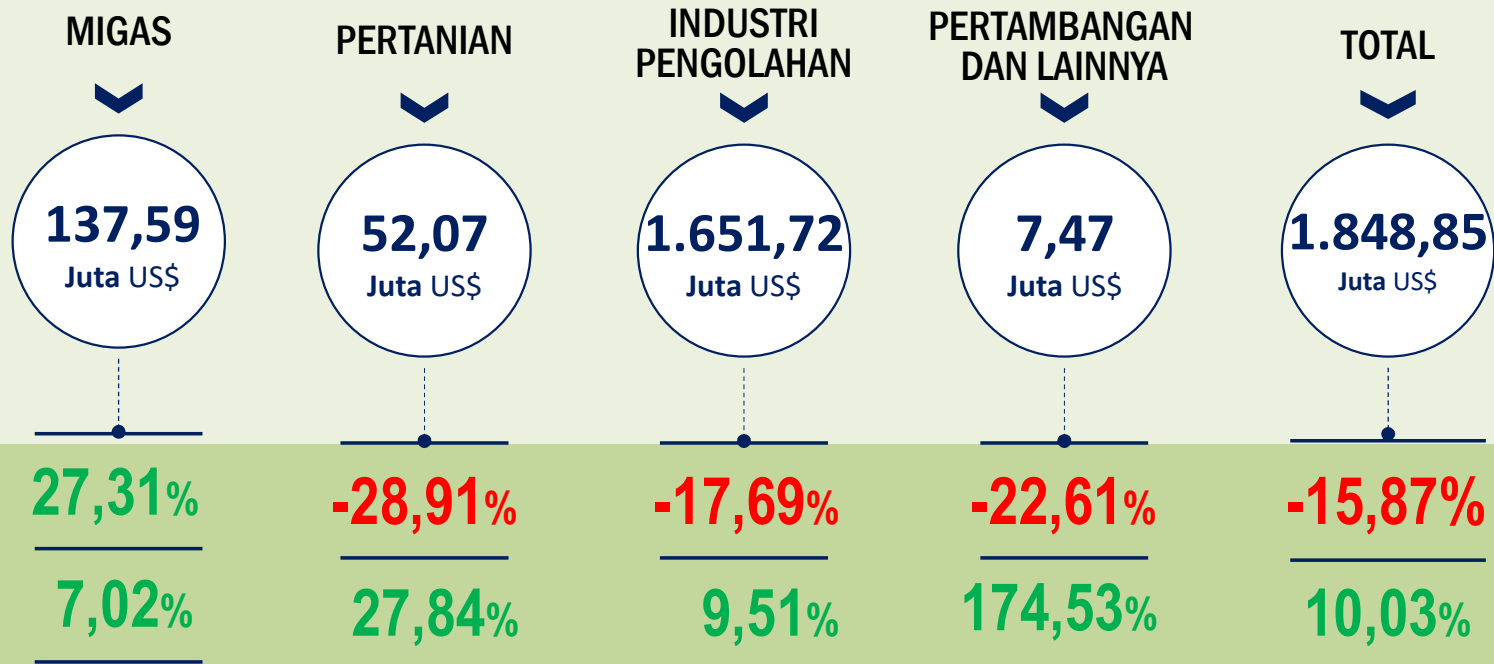
Total Ekspor



Ekspor Nonmigas

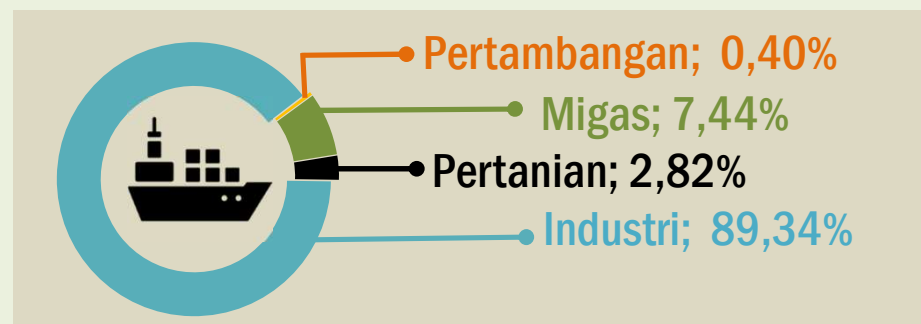


Nilai Ekspor Mei 2022




STRUKTUR EKSPOR MENURUT SEKTOR

Ekspor Nonmigas Menyumbang
92,56 %
dari total Ekspor Mei 2022

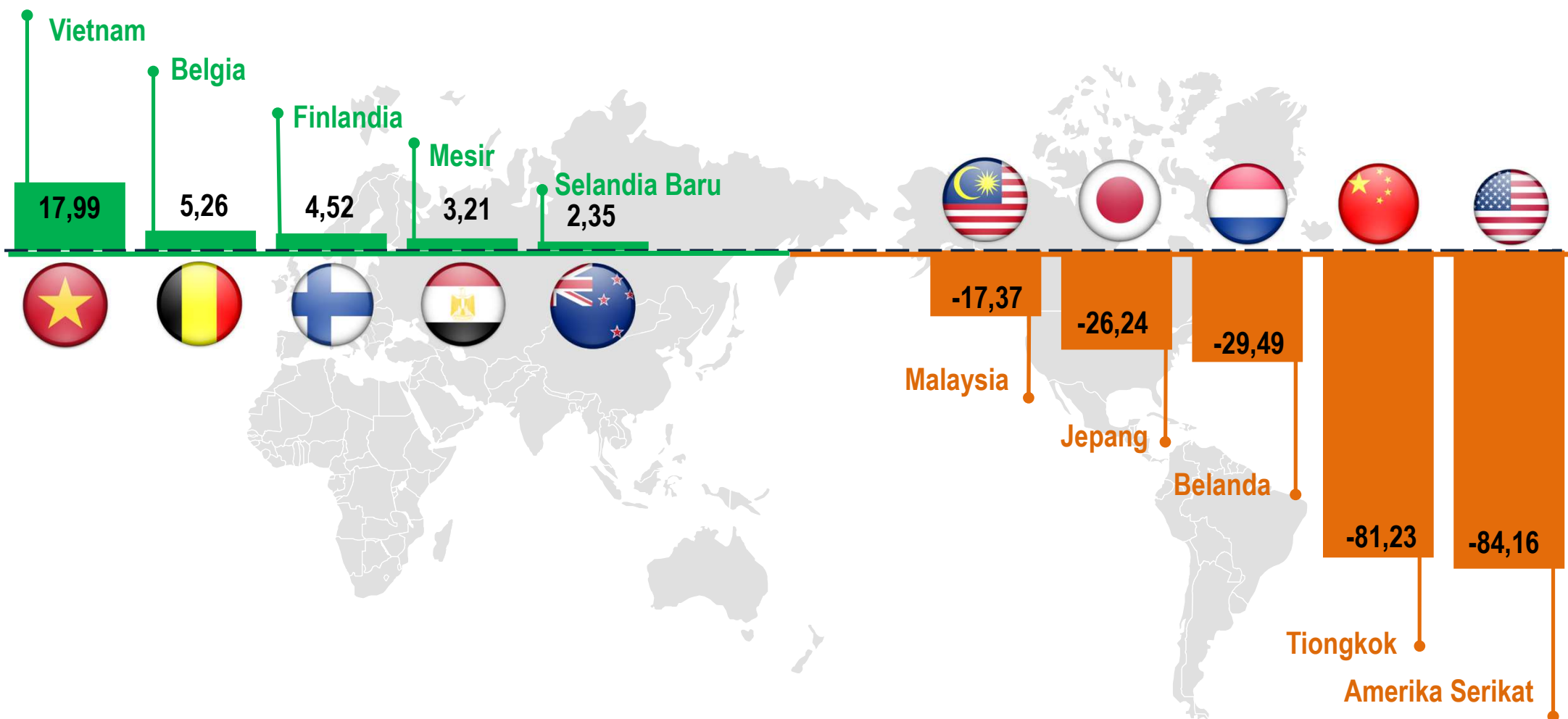


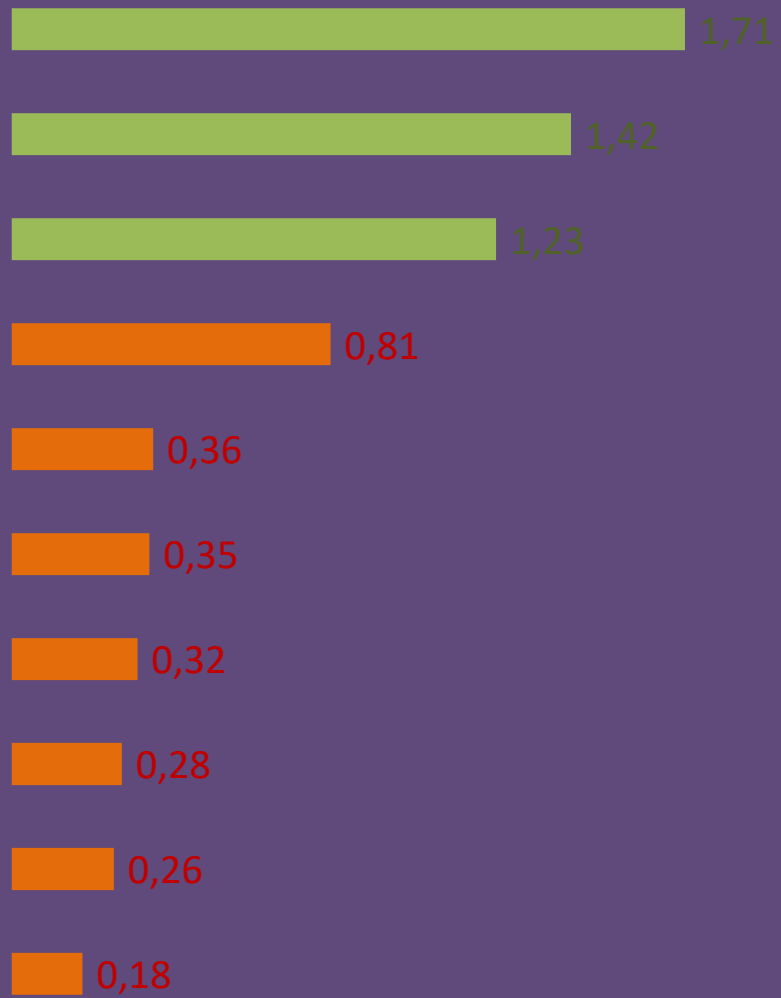


Peningkatan dan Penurunan Terbesar Ekspor Nonmigas Beberapa Golongan Barang HS 2 Digit Mei 2022 terhadap April 2022 (Juta US\$)



Peningkatan dan Penurunan Terbesar Ekspor Nonmigas ke Beberapa Negara Tujuan Mei 2022 terhadap April 2022 (Juta US\$)







PERKEMBANGAN IMPOR

TTNU 106765 0
22G1

MAX. GROSS 30.480 KGS
67.200 LBS

TARE 2.100 KGS
4.630 LBS

NET 28.380 KGS
62.570 LBS

CU. CAP. 33.2 CU.M.
1.172 CU.FT

PONU 009531 5
22G1

MAX. GROSS 30.480 kg
67.200 lb

TARE 2.300 kg
5.070 lb

PAYLOAD 28.180 kg
62.130 lb

-33.0 cu.m
-1.165 cu.ft

MSKU 769 753 0
22G1

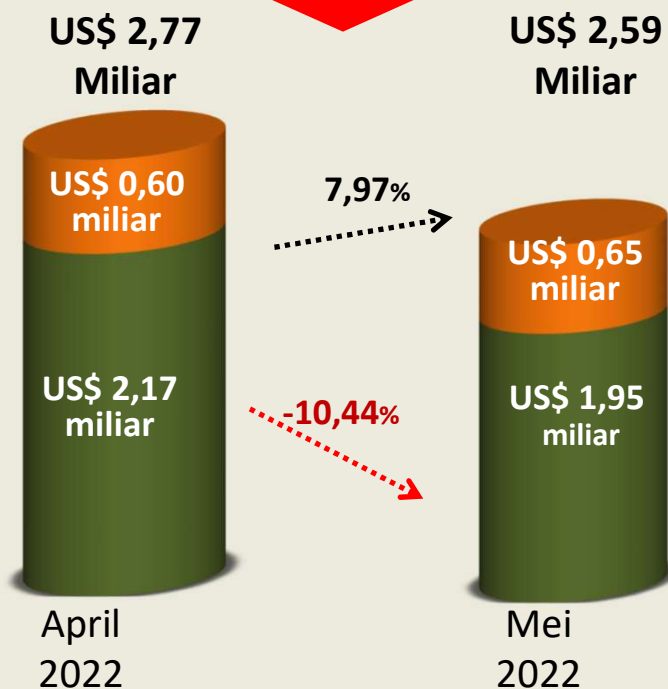
MRKU 734 355 6
22G1

SUDU 766 000 0
22G1

Nilai Impor Mei 2022 Mencapai **US\$ 2,59 Miliar** **TURUN 6,47 persen** Dibanding April 2022

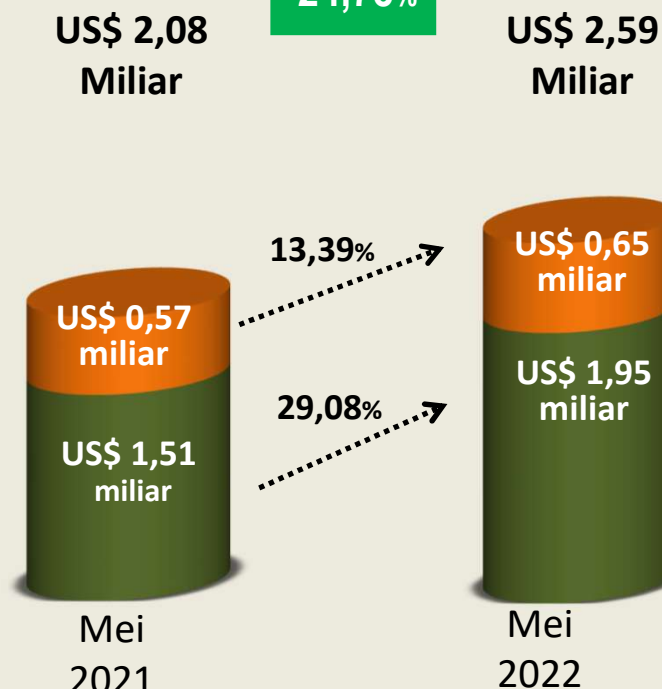
M-to-M



-6,47%



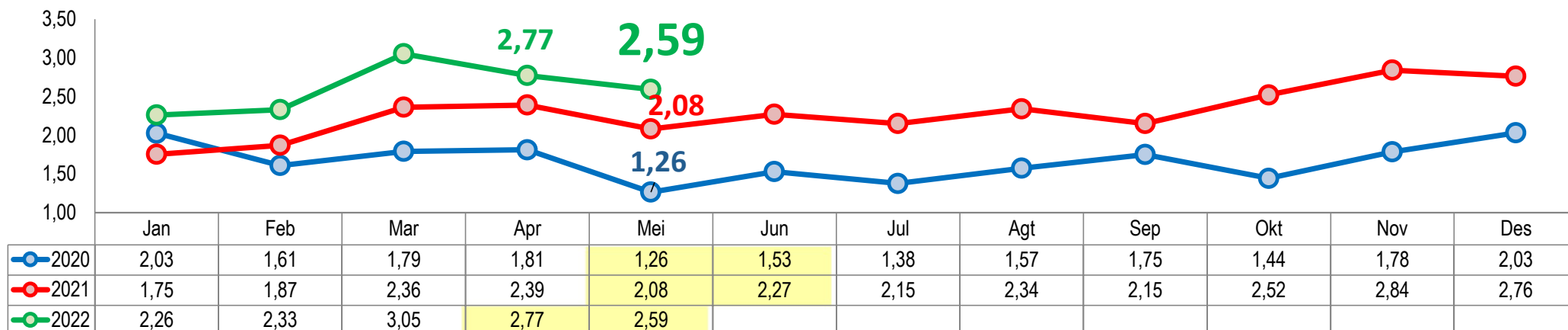
Y-on-Y

24,78%

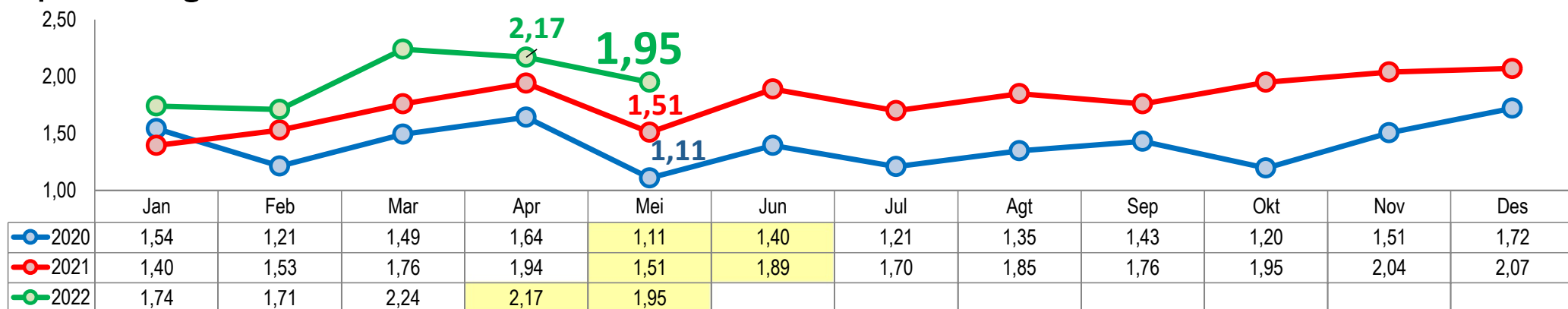


 Migas
 Nonmigas

Total Impor



Impor Nonmigas





Impor Menurut Penggunaan Barang Mei 2022

	BARANG KONSUMSI	BAHAN BAKU/ PENOLONG	BARANG MODAL	TOTAL
Nilai Impor <i>Mei 2022</i>	420,80 Juta US\$	2.033,13 Juta US\$	137,66 Juta US\$	2.591,60 Juta US\$
Perubahan M-to-M <i>Mei 2022 terhadap April 2022</i>	-12,39%	-5,70%	2,26%	-6,47%
Perubahan Y-on-Y <i>Mei 2022 terhadap Mei 2021</i>	-5,47%	34,41%	15,54%	24,78%

STRUKTUR IMPOR MENURUT PENGGUNAAN BARANG

Peran Golongan Bahan Baku/Penolong

78,45%
dari Total Impor Mei 2022

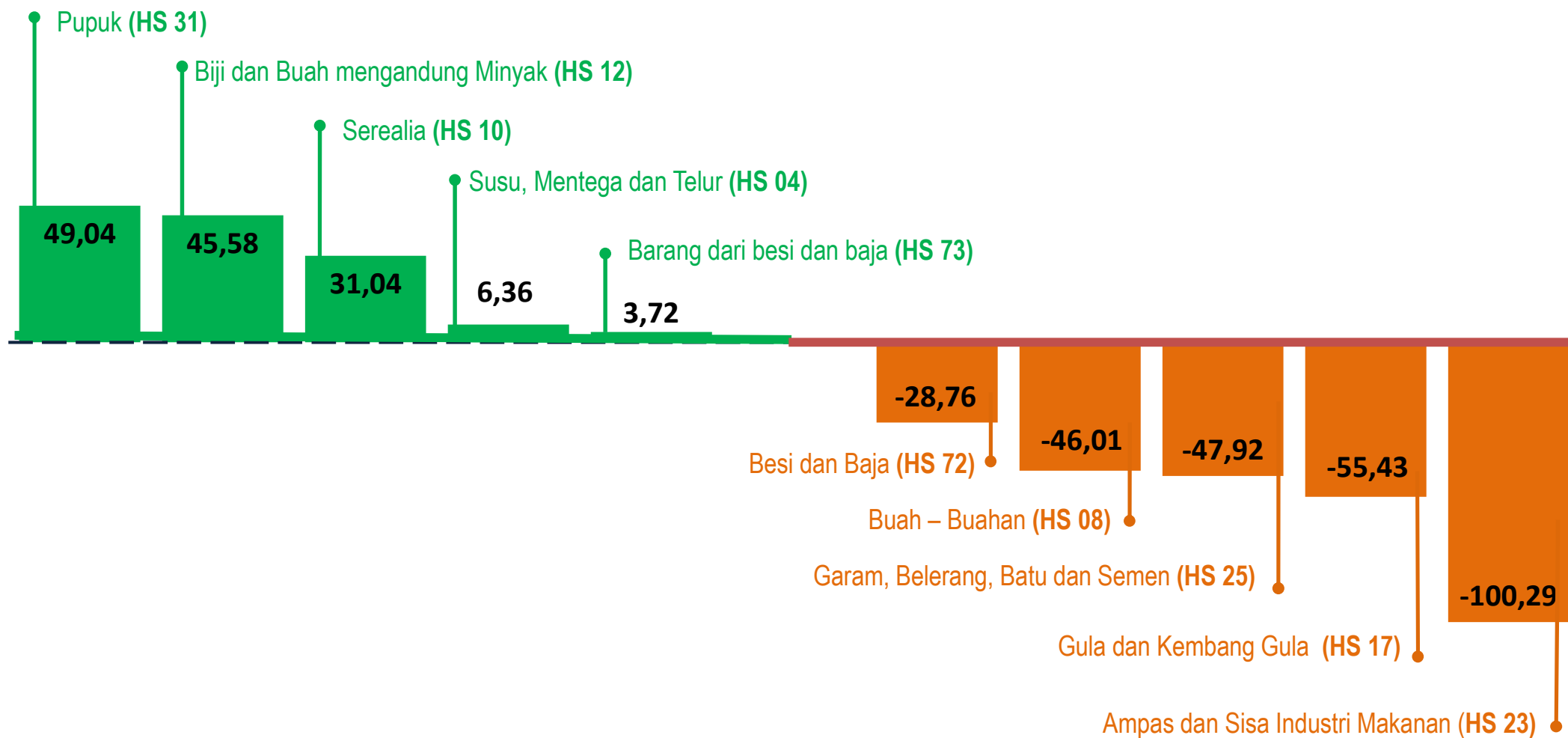


Bahan Baku/Penolong; 78,45%

Barang Modal; 5,31%

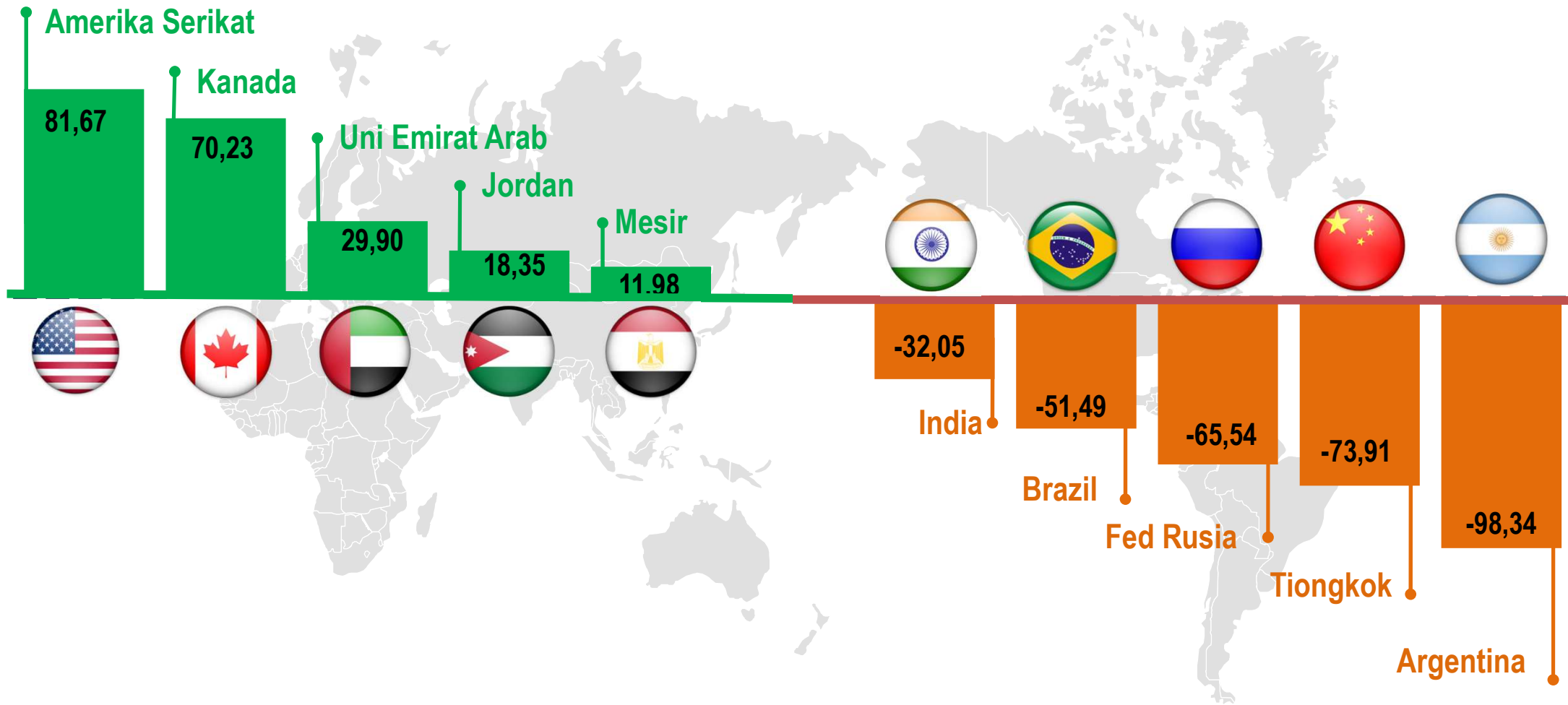
Barang Konsumsi; 16,24%

Peningkatan dan Penurunan Terbesar Impor Nonmigas Beberapa Golongan Barang HS 2 Digit Mei 2022 terhadap April 2022 (Juta US\$)





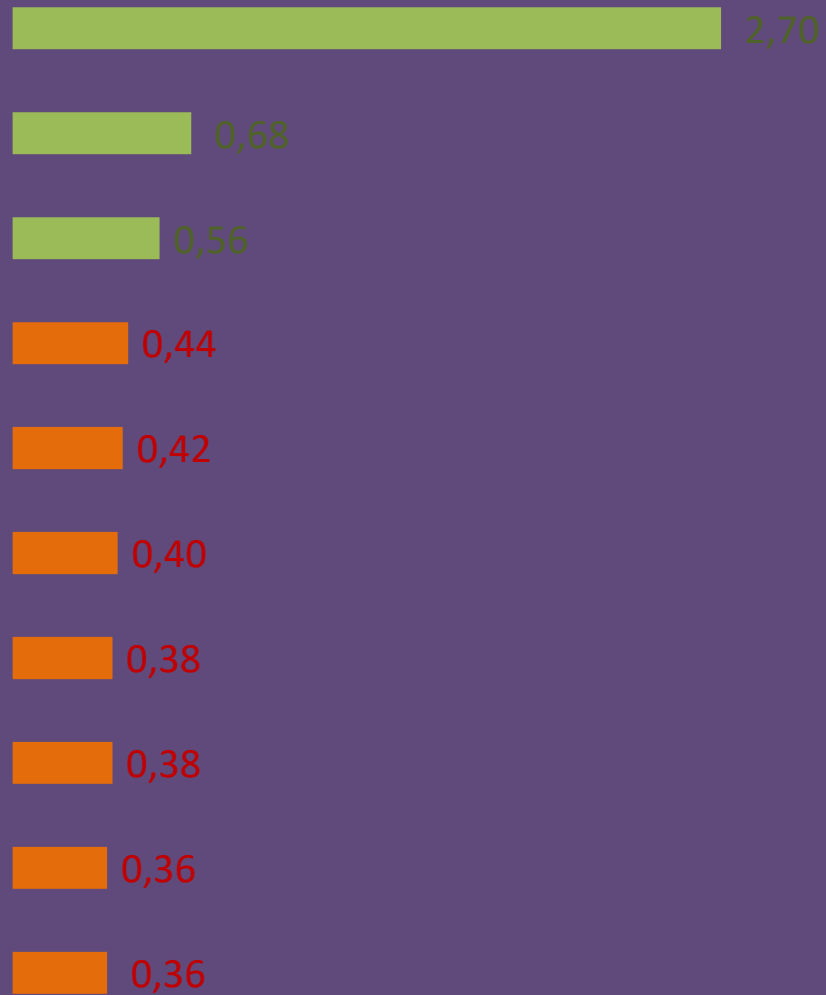
Peningkatan dan Penurunan Terbesar Impor Nonmigas dari Beberapa Negara Asal Mei 2022 terhadap April 2022 (Juta US\$)





Pangsa Impor Nonmigas

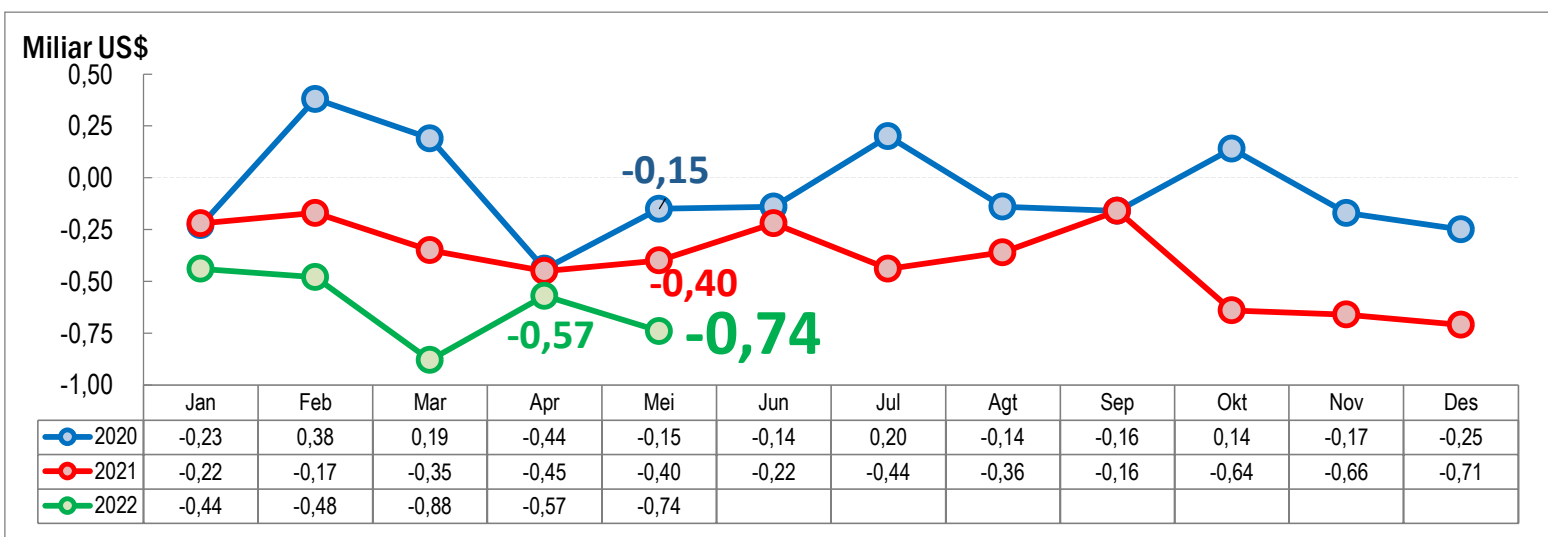
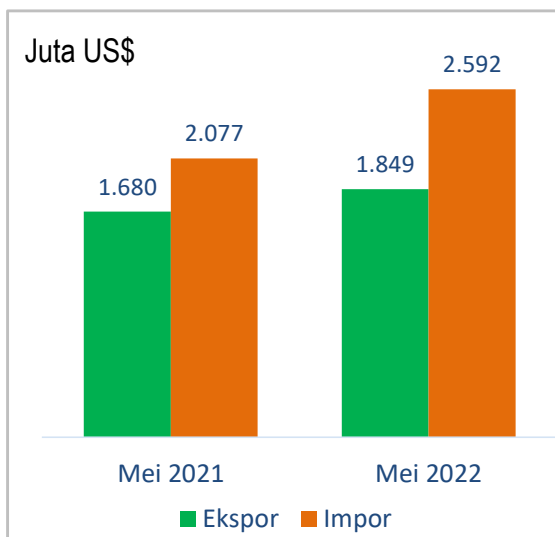
Januari – Mei 2022 (Miliar US\$)



The background features a row of shipping containers in various colors: orange, blue, and green. Each container has technical labels. The orange container in the center has a label with the following text: TTNU 106765 0, 22G1, MAX. GROSS 30.480 KGS 67.200 LBS, TARE 2.100 KGS 4.630 LBS, NET 28.380 KGS 62.570 LBS, CU. CAP. 332 CU.M 1172 CU.FT. The blue container to its right has a label with: PONU 009531 5, 22G1, MAX. GROSS 30.480 kg 67.200 lb, TARE 2.300 kg 5.070 lb, PAYLOAD 28.180 kg 62.130 lb, -33.0 cu.m 1.165 cu.ft. Other containers in the background have labels like TGLU 2503363, MSKU 769 753 0 22G1, and MRKU 734 355 6 22G1.

NERACA PERDAGANGAN BARANG

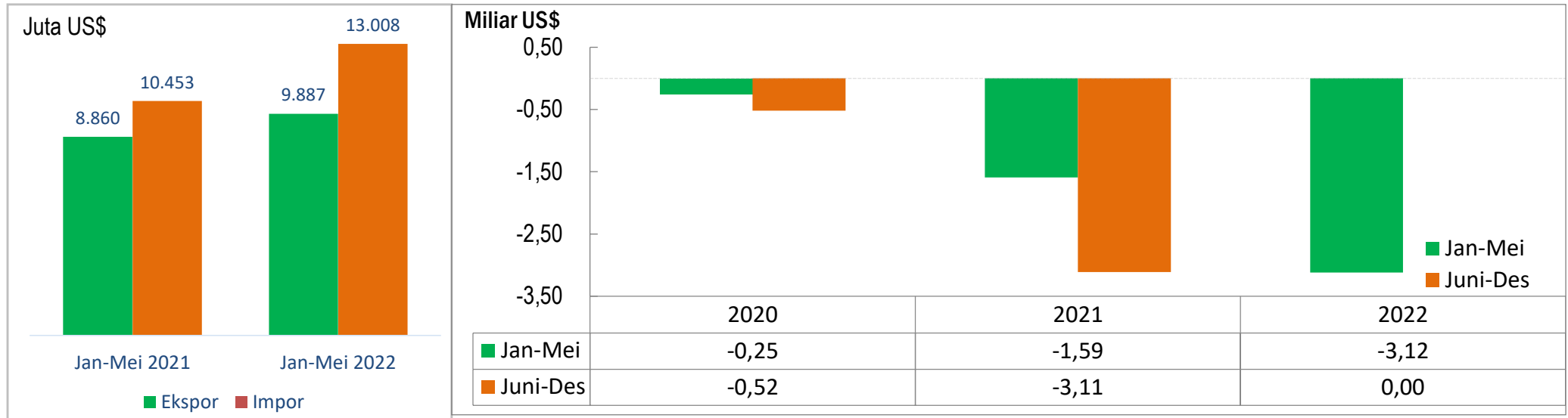
MEI 2022 DEFISIT US\$ 0,74 MILIAR



Ringkasan Nilai Ekspor-Impor Jawa Timur, Mei 2021 dan Mei 2022 (Juta US\$)

Uraian	Mei 2021			Mei 2022		
	Ekspor	Impor	Selisih	Ekspor	Impor	Selisih
(1)	(2)	(3)	(4)	(5)	(6)	(7)
Migas	128,56	568,90	-440,33	137,59	645,09	-507,50
Nonmigas	1.551,81	1.508,01	43,79	1.711,26	1.946,51	-235,25
Total	1.680,37	2.076,91	-396,54	1.848,85	2.591,60	-742,75

Selama Januari-Mei 2022 DEFISIT US\$ 3,12 MILIAR



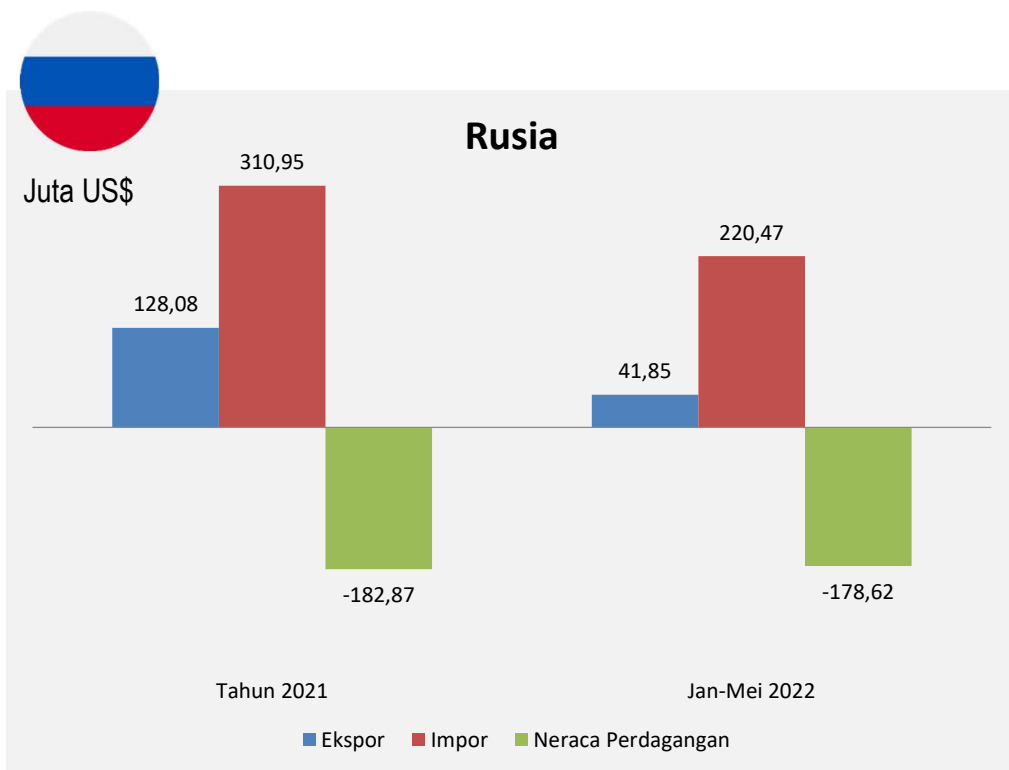
Ringkasan Nilai Ekspor-Impor Jawa Timur, Januari-Mei 2021 & 2022 (Juta US\$)

Uraian	Januari – Mei 2021			Januari – Mei 2022		
	Ekspor	Impor	Selisih	Ekspor	Impor	Selisih
(1)	(2)	(3)	(4)	(5)	(6)	(7)
Migas	818,09	2.315,37	-1.497,28	447,17	3.185,39	-2.738,22
Nonmigas	8.042,09	8.137,33	-95,24	9.440,32	9.822,79	-382,47
Total	8.860,18	10.452,70	-1.592,51	9.887,49	13.008,18	-3.120,69

An aerial photograph of a port area. On the left, there are several stacks of colorful shipping containers (blue, red, and white). In the center, a road with yellow dashed lines runs parallel to the water. On the right, a large blue ship named 'TANTO STAR' is docked at a pier. The ship has 'JAKARTA' written on its side. In the background, there are yellow port cranes and a cloudy sky. A white rounded rectangle is overlaid on the center of the image, containing the title text. In the top right corner, there are five small colored circles: grey, light green, yellow, green, and dark green.

TINJAUAN KHUSUS NERACA PERDAGANGAN JAWA TIMUR DENGAN RUSIA DAN UKRAINA

Neraca Perdagangan Jawa Timur dengan Rusia dan Ukraina Tahun 2021 dan Januari-Mei 2022 (Juta US\$)

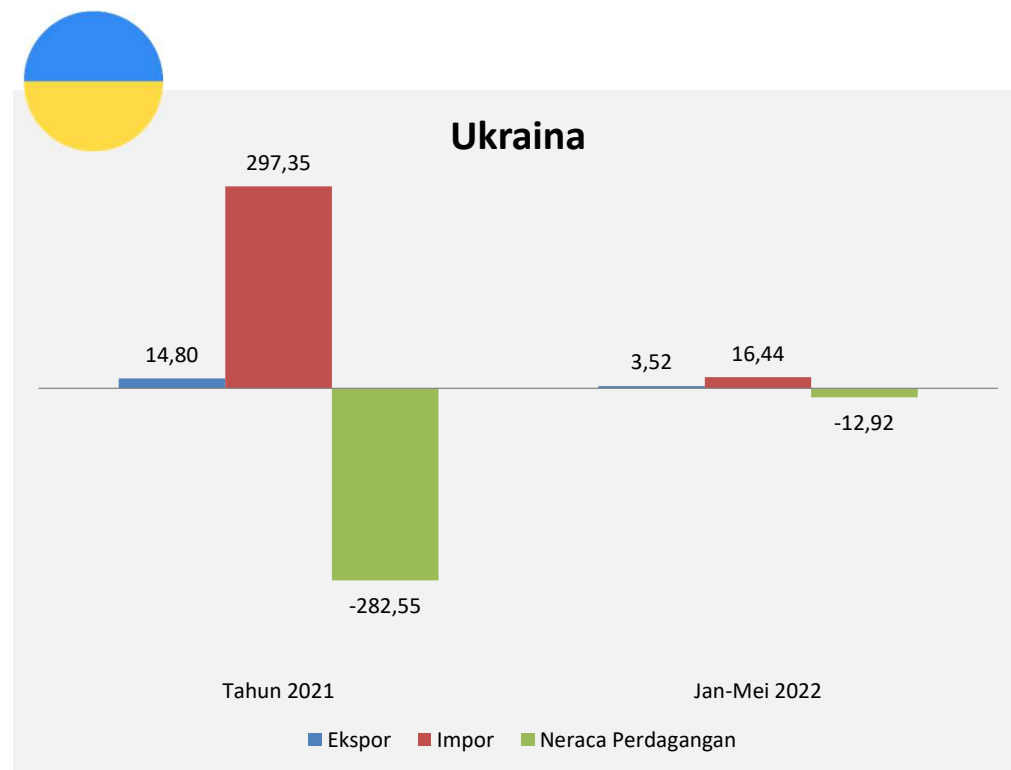


Tahun 2021

share ekspor: 0,56%
share impor: 1,13%

Jan-Mei 2022

share ekspor: 0,42%
share impor: 1,69%



Tahun 2021

share ekspor: 0,06%
share impor: 1,08%

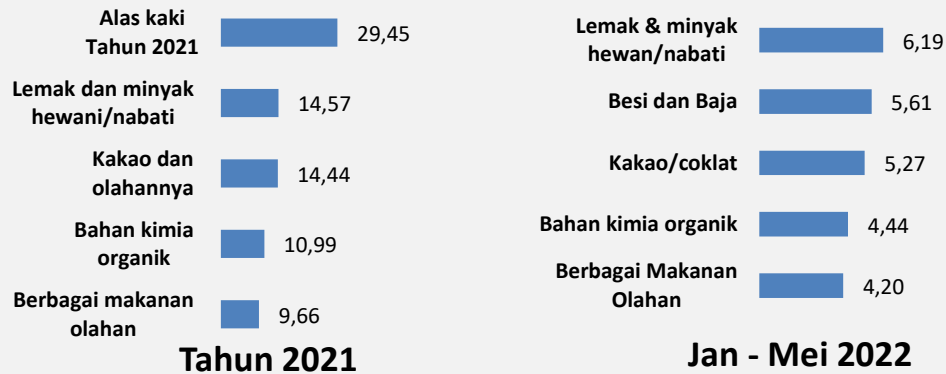
Jan-Mei 2022

share ekspor: 0,04%
share impor: 0,13%



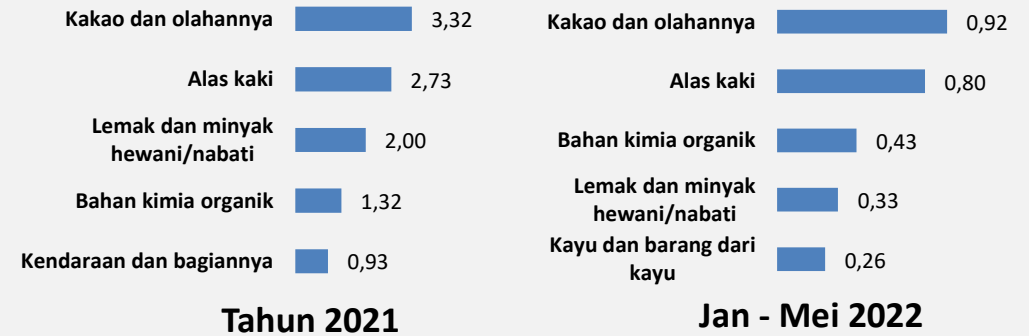
RUSIA

Komoditas Ekspor Utama Jawa Timur

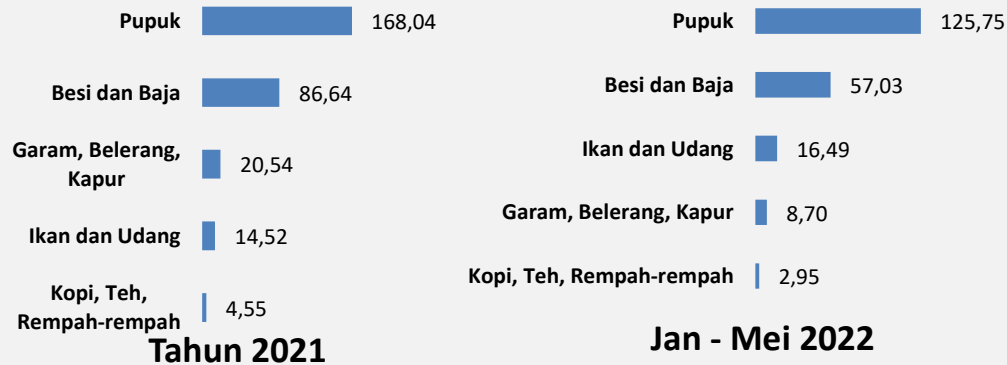


UKRAINA

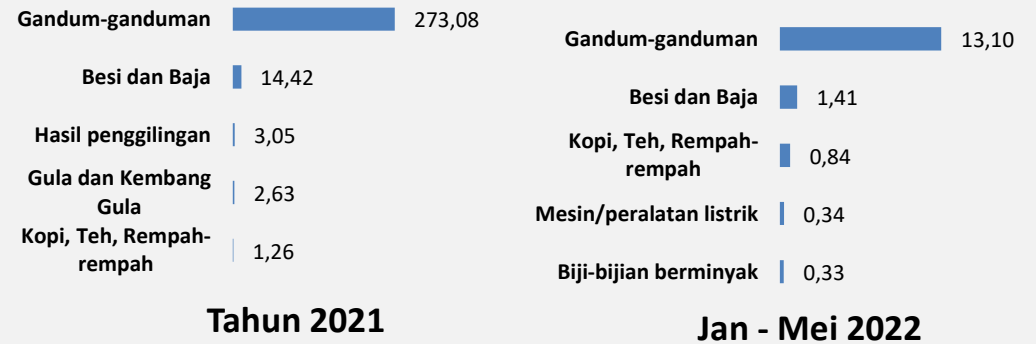
Komoditas Ekspor Utama Jawa Timur



Komoditas Impor Utama Jawa Timur



Komoditas Impor Utama Jawa Timur



TERIMA KASIH



Tentang Sensus Pertanian 2023

Sensus Pertanian 2023 (ST2023) adalah Sensus Pertanian yang ketujuh sejak dilaksanakan pertama kali pada tahun 1963. Berikut output yang akan Dihasilkan pada Pendataan ST2023

