

# STATISTIK EKSPOR

**PROVINSI KALIMANTAN TIMUR 2023**

*Export Statistics of Kalimantan Timur Province 2023*  
**Volume 30, 2024**



[tim.bps.go.id](http://tim.bps.go.id)



# STATISTIK EKSPOR

**PROVINSI KALIMANTAN TIMUR 2023**

*Export Statistics of Kalimantan Timur Province 2023*

**Volume 30, 2024**

<https://kaltim.bps.go.id>

**Statistik Ekspor Provinsi Kalimantan Timur 2023**  
*Export Statistics of Kalimantan Timur Province 2023*  
Volume 30, 2024

**Katalog/Catalogue:** 8202016.64

**ISSN:** 1907-1841

**Nomor Publikasi/Publication Number:** 64000.24023

**Ukuran Buku/ Book Size:** 21,0 cm x 29,7 cm

**Jumlah Halaman/Total Pages:** xiv + 98 halaman/pages

**Penyusun Naskah/Manuscript Drafter:**

**Badan Pusat Statistik Provinsi Kalimantan Timur**

*BPS-Statistics Kalimantan Timur Province*

**Penyunting/Editor :**

**Badan Pusat Statistik Provinsi Kalimantan Timur**

*BPS-Statistics Kalimantan Timur Province*

**Pembuat Kover /Cover Designer:**

**Badan Pusat Statistik Provinsi Kalimantan Timur**

*BPS-Statistics Kalimantan Timur Province*

**Penerbit/ Publisher:**

**©Badan Pusat Statistik Provinsi Kalimantan Timur**

*©BPS-Statistics Kalimantan Timur Province*

**Sumber Ilustrasi/Illustration Source:**

freepik.com

**Dilarang memproduksi dan/atau menggandakan sebagian atau seluruh isi buku ini untuk tujuan komersial tanpa izin tertulis dari Badan Pusat Statistik Provinsi Kalimantan Timur**

*It is prohibited to reproduce and/or duplicate part or all of this book for commercial purpose without permission from BPS-Statistics Kalimantan Timur Province*

**TIM PENYUSUN/COMPILERS**  
**Statistik Ekspor Provinsi Kalimantan Timur**  
*Export Statistics of Kalimantan Timur Province 2023*  
Volume 30, 2024

**Pengarah/Director**

Dr. Yusniar Juliana, S.ST., MIDEDEC.

**Penanggung Jawab/Person in Charge:**

Ariyanti Cahyaningsih, S.ST., M.Si

**Penyunting/Editor:**

Nurul Istiqomah, S.ST., M.Si

**Pengolah Data dan Penyusun Naskah/Data Processors and Writers:**

Mirawati, S.Si

**Penata Letak/Layouters:**

Mirawati, S.Si

**Penerjemah/Translator:**

Mirawati, S.Si




## KATA PENGANTAR

Publikasi Statistik Ekspor Provinsi Kalimantan Timur 2023 merupakan publikasi tahunan yang menyajikan data ekspor tahun 2023 berupa berat bersih (kg) dan nilai (dolar AS) yang dirinci menurut komoditas dan negara tujuan. Pengelompokan komoditas dalam publikasi ini menggunakan kode *Harmonized Systems* (HS) 2023 sehingga dapat dibandingkan secara internasional.

Publikasi ini diharapkan mampu membantu para pemangku kepentingan dalam merumuskan kebijakan yang berkaitan dengan perdagangan internasional khususnya ekspor. Selain itu, publikasi ini juga diharapkan mampu memenuhi kebutuhan data ekspor bagi seluruh konsumen data.

Ucapan terima kasih dan penghargaan setinggi-tingginya disampaikan kepada semua pihak yang telah membantu penyusunan publikasi Statistik Perdagangan Luar Negeri (Ekspor) Provinsi Kalimantan Timur 2023 ini.

Samarinda, Agustus 2024  
Kepala BPS Provinsi Kalimantan Timur



Dr. Yusniar Juliana, S.ST., MIDEK.


## **PREFACE**

*Export Statistics of Kalimantan Timur Province 2023 is an annual publication that presents information on export volume (kg) and value (US dollars) which is classified by commodity and country destination. The Commodity grouping in this publication uses the code Harmonized Systems (HS) 2023 for international comparability purposes.*

*Hopefully, this publication can support policy makers in formulating policies related too international trade, especially exports. Furthermore, this publication is also expected to meet the needs of the export data by all consumer data.*

*Sincerely thanks and appreciation are given to all parties who have assisted in the compilation of the Kalimantan Timur Province Foreign Trade (Export) Statistics 2023 publication.*

*Samarinda, August 2024*  
*Head of BPS-Statistics Kalimantan Timur Province*



**Dr. Yusniar Juliana, S.ST., MDEC.**



**DAFTAR ISI / CONTENTS**  
**Statistik Ekspor Provinsi Kalimantan Timur 2023**  
*Export Statistics of Kalimantan Timur Province 2023*

Volume 30, 2024

	Halaman <i>Page</i>
Kata Pengantar/ <i>Preface</i> .....	v
Daftar Isi/ <i>Contents</i> .....	vii
Daftar Tabel/ <i>List of Tables</i> .....	ix
Daftar Gambar/ <i>List of Figures</i> .....	xi
Daftar Lampiran/ <i>List of Apendix</i> .....	xiii
1. Penjelasan/ <i>Explanatory Notes</i> .....	1
1.1. Pendahuluan/ <i>Introduction</i> .....	1
1.2. Sumber Data/ <i>Source of Data</i> .....	1
1.3. Ruang Lingkup/ <i>Coverage</i> .....	2
1.4. Konsep dan Definisi/ <i>Concept and Definition</i> .....	3
2. Ringkasan/ <i>Summary</i> .....	7
2.1. Perkembangan Ekspor Kalimantan Timur Tahun 2023/ <i>Kalimantan Timur's Exports In 2023</i> .....	7
2.2. Perkembangan Berat dan Nilai Ekspor , 2016-2023/ <i>Net Weight and Value Export, 2016-2023</i> .....	10
2.3. Ekspor Komoditas Minyak dan Gas/ <i>Export of Oil and Gas Commodity</i> .....	18
2.4. Ekspor Komoditas Nonminyak dan Gas/ <i>Export of Non-Oil and Gas Commodity</i> .....	21
2.5. Ekspor Menurut Negara/Kelompok Ekonomi <i>Export by Group of Economic Country</i> .....	31
3. Lampiran/ <i>Appendix</i> .....	37



## DAFTAR TABEL /LIST OF TABLES

Tabel/Table	Halaman Page
2.1 Nilai FOB, Laju Pertumbuhan dan Peranan Ekspor Kalimantan Timur, 2015-2023 <i>FOB Value, Growth and Share of Kalimantan Timur Export, 2015-2023.....</i>	16
2.2 Ekspor Beberapa Jenis Barang Utama Nonmigas, 2022-2023 <i>Export of Selected Non-Oil and Gas Commodities, 2022-2023.....</i>	25
2.3 Ekspor Kalimantan Timur ke Negara-Negara ASEAN, 2019-2023 <i>Kalimantan Timur Export to ASEAN Countries, 2019-2023.....</i>	32
2.4 Nilai Ekspor Menurut Kelompok Negara Ekonomi, 2022-2023 <i>Kalimantan Timur's Export Economic Group Countries, 2022-2023.....</i>	34



## DAFTAR GAMBAR /LIST OF FIGURES

Gambar/Figures	Halaman Page
2.1 Perkembangan Nilai FOB Ekspor Kalimantan Timur, 2022-2023 (US\$ Miliar) <i>Trend of Kalimantan Timur Exports Value, 2022-2023 (US\$ Billion).....</i>	8
2.2 Berat Bersih dan Nilai FOB Ekspor Kalimantan Timur, 2016-2023 (Ribu Ton, US\$ Juta) <i>Net Weight and FOB Value of Kalimantan Timur Exports, 2016-2023 (Thousand Ton, US\$ Million).....</i>	11
2.3 Nilai FOB Ekspor Migas dan Nonmigas Kalimantan Timur, 2016-2023 <i>Kalimantan Timur's Exports Value of Oil and Gas &amp; Non-Oil and Gas Commodities, 2016-2023.....</i>	15
2.4 Peranan Ekspor Migas dan Nonmigas, 2015-2023 <i>Contribution of Oil and Gas &amp; Non-Oil and Gas Exports, 2015-2023.....</i>	18
2.5 Berat Bersih Ekspor Minyak Bumi dan Gas Alam Kalimantan Timur, 2020-2023 (Ribu Ton) <i>Kalimantan Timur Oil and Gas Export Net Weight, 2020-2023 (Thousand Tons).....</i>	19
2.6 Nilai Ekspor Minyak Bumi dan Gas Alam Kalimantan Timur, 2020-2023 (US\$ Juta) <i>Kalimantan Timur Oil and Gas Export Value, 2019-2022 (US\$ Million).....</i>	21
2.7 Ekspor Kalimantan Timur Hasil Sektor Pertanian, 2022-2023 (US\$ Ribu) <i>Kalimantan Timur Exports on Agricultural Products, 2022-2023 (US\$ Thousand).....</i>	22
2.8 Ekspor Kalimantan Timur Hasil Sektor Industri Pengolahan, 2022-2023 (US\$ Juta) <i>Kalimantan Timur Exports on Manufacturing Products, 2022-2023 (US\$ Million).....</i>	27
2.9 Ekspor Kalimantan Timur Hasil Sektor Pertambangan, 2022-2023 (US\$ Juta) <i>Kalimantan Timur Exports on Mining Products, 2022-2023 (US\$ Million).....</i>	30



## DAFTAR LAMPIRAN /LIST OF APPENDIX

Lampiran/ <i>Appendix</i>	Halaman <i>Page</i>
1 Ekspor Menurut Negara Tujuan, 2022-2023 <i>Export by Country of Destination, 2022-2023.....</i>	31
2 Ekspor Menurut Pelabuhan Muat, 2022-2023 <i>Export by Loading Port, 2022-2023.....</i>	33
3 Ekspor Menurut 21 Golongan Barang, 2022-2023 <i>Export by 21 Categories of Goods, 2022-2023.....</i>	34
4 Ekspor Menurut Kelompok Komoditas, 2022-2023 <i>Export by Commodity Group, 2022-2023.....</i>	35
5 Ekspor Menurut Kode HS 2 Digit, 2022-2023 <i>Export by 2-Digit HS Code, 2022-2023.....</i>	39
6 Ekspor Menurut Kode HS 8 Digit, 2022-2023 <i>Export by 8-Digit HS Code, 2022-2023.....</i>	41
7 Ekspor Menurut Kode HS 8 Digit dan Negara Tujuan, 2022-2023 <i>Export by 8-Digit HS Code and Country of Destination, 2022-2023.....</i>	61





## **I. PENJELASAN**

### **1.1 PENDAHULUAN**

Publikasi Statistik Ekspor Provinsi Kalimantan Timur tahun 2023 berisi ringkasan dan tabulasi ekspor tahun 2021-2023 yang terdiri dari: (1) Ekspor menurut Negara Tujuan, (2) Ekspor menurut Pelabuhan Muat Ekspor, (3) Ekspor menurut 21 Golongan Barang, (4) Ekspor menurut Kelompok Komoditas, (5) Ekspor menurut Kode HS 2 Digit, (6) Ekspor menurut Kode HS 8 Digit, dan (7) Ekspor menurut Kode HS 8 Digit dan Negara Tujuan.

### **1.2 SUMBER DATA**

Sumber data utama statistik ekspor berasal dari dokumen ekspor atau Pemberitahuan Ekspor Barang (PEB) yang diperoleh dari Ditjen Bea dan Cukai. Dokumen PEB diisi langsung oleh eksportir dan telah diberikan ijin muat oleh Kantor Pelayanan Bea dan Cukai di seluruh wilayah Republik Indonesia. Selanjutnya, dokumen tersebut dikirim ke Badan Pusat Statistik (BPS) secara *online* dan *hardcopy*. Sumber data lainnya adalah catatan instansi lain seperti

## **I. EXPLANATORY NOTES**

### **1.1. INTRODUCTION**

*Export Statistics of Kalimantan Timur Province Publication 2023 is a summary and table of exports 2021-2023 that consist of (1) Export by Country of Destination, (2) Export by Loading Port, (3) Export by 21 Categories of Goods, (4) Export by Commodity Group, (5) Export by 2-Digit HS Code, (6) Export by 8-Digit HS Code, and (7) export by 8-digit HS Code and Country of Destination.*

### **1.2 SOURCE OF DATA**

*The primary source of export statistics comes from the PEB (Pemberitahuan Ekspor Barang) documents obtained from the Directorate General of Customs and Excise. The PEB document is filled in directly by the exporter and has been granted a loading permit by the Customs and Excise Service office throughout the territory of the Republic of Indonesia. Furthermore, the document was sent to the BPS-Statistic Indonesia online and in hardcopy. Since 2015, other data sources have been obtained from the*

PT. Pos Indonesia dan pendataan ekspor perbatasan laut yang dimulai sejak tahun 2015. Pencatatan Statistik Perdagangan Luar Negeri menggunakan sistem perdagangan umum (*General Trade*) dimana pencatatan dilakukan dari dokumen PEB yang dimuat dari Pelabuhan di seluruh wilayah Indonesia termasuk kawasan berikat.

### 1.3 RUANG LINGKUP

Pencatatan Statistik Ekspor meliputi seluruh barang-barang yang keluar dari wilayah Provinsi Kalimantan Timur, baik yang bersifat komersial maupun bukan komersial seperti bantuan kemanusiaan, hadiah dan sebagainya.

Beberapa hal yang menjadi catatan:

- a. Ekspor kapal laut dan pesawat udara termasuk dalam statistik ekspor sedangkan ekspor bunker oil untuk kapal tidak tercatat dalam statistik ekspor.
- b. Barang-barang yang akan diolah diluar negeri tetap dicatat sebagai ekspor, meskipun hasil olahan barang tersebut akan Kembali masuk ke wilayah Provinsi Kalimantan Timur.

*administrative records such as from PT. Pos Indonesia and enumeration of sea border export. The enumeration of Foreign Trade Statistics employs the General Trade System where PEB documents are recorded from all Indonesian ports including bounded zones.*

### 1.3 COVERAGE

*The recording of Export Statistics covers all of the goods leaving the territory of The Kalimantan Timur Province, either the commercial or non-commercial goods, such as humanitarian aid, grants/gifts, etc. Some notes regarding export recording:*

- a. *The export by ships and airplanes is included in the statistic, while the export of bunker oil by ships is excluded.*
- b. *Goods processed abroad are still recorded as export although the result of this processing will return to, and enter the territory of the Kalimantan Timur Province.*

c. Barang-barang berikut ini tidak termasuk dalam statistik ekspor, yaitu pakaian dan barang-barang perhiasan penumpang, barang-barang yang dikirim untuk kantor perwakilan Indonesia di luar negeri, barang-barang ekspedisi dan ekshibisi/pameran, pembungkus/peti kemas untuk diisi di luar negeri, uang dan surat-surat berharga, barang-barang yang dikirim ke luar negeri untuk diperbaiki.

Data dalam publikasi ini mencakup dokumen-dokumen ekspor tahun 2023 yang diterima oleh Badan Pusat Statistik sejak awal Januari 2023 sampai dengan 31 Desember 2023 yang terdiri dari dokumen kepabeanan (PEB) dan dari sumber lainnya.

#### **1.4 KONSEP DAN DEFINISI**

##### **a. Klasifikasi Jenis Barang**

Penggolongan barang di dalam publikasi ini mengacu pada Buku Tarif Kepabeanan Indonesia (BTKI) 2022 yang diterbitkan Ditjen Bea dan Cukai. BTKI ini berdasarkan pada Harmonized System (HS) tahun 2022.

c. *The following goods are excluded in the exports statistics, i.e: clothes and jewellery items of international passengers, goods exported for the Indonesian representative abroad, goods for expeditions and exhibitions /shows, packings/containers to be filled abroad, banknotes and securities, sample goods, and repaired goods.*

*This publication includes export documents for 2023 received by the BPS-Statistics Indonesia from 1<sup>st</sup> January 2023 to 31<sup>st</sup> December 2023, consisting of customs documents (PEB) and from other sources.*

#### **1.4 CONCEPT AND DEFINITION**

##### **a. Commodity Classification**

*The goods classification in this publication refers to the 2022 Indonesian Customs Tariff Book released by the Customs Office. This book is based on the harmonized System (HS) 2022.*

Versi terakhir ini mengalami perubahan yang relatif signifikan dibandingkan dengan sistem pengkodean versi sebelumnya.

*This later version contains a significant change as compared to the previous one.*

**b. Periode Referensi**

Periode penentuan ekspor adalah tanggal diberikannya izin muat barang tersebut oleh pejabat Kantor Pelayanan Bea dan Cukai setelah diadakan pemeriksaan seperlunya.

**b. Reference Period**

*The period for export determination is the date of issuance of the Goods Loading Permit by the Customs and Excises Officer after the necessary examination has been conducted.*

**c. Nilai Barang**

Nilai barang yang dicatat untuk Statistik Ekspor adalah nilai Free on Board (FOB) dalam dolar AS. Untuk periode Januari-Desember 2023 rata-rata nilai tukar 1 dolar AS adalah Rp. 15.255.

**c. Commodity Valuation**

*The goods value of Export Statistics is recorded on Free on Board (FOB) (US\$). In January-December 2023, the average foreign exchange of US\$1 was Rp. 15,255.*

**d. Satuan Barang**

Sejak tahun 1975 volume ekspor disajikan dalam berat bersih (kg).

**d. Unit of Commodity**

*Since 1975, the export volume has been presented in net weight (kg).*

**e. Negara Tujuan**

Negara tujuan adalah negara tujuan akhir yang diketahui dimana barang tersebut akan dikonsumsi atau diperdagangkan.

**e. Country of Destination**

*Country of destination is the country known (last known destination) at the time of dispatch to be the final country where goods are to be delivered.*

**f. Pelabuhan Muat Ekspor**

Pelabuhan muat ekspor adalah Pelabuhan muat dimana barang bergerak ke luar negeri.

**f. Loading Port**

*Loading port is the port where goods moving abroad.*

**g. Deskripsi yang lazim disingkat antara lain:**

*n.e.c : Not elsewhere classified*

*inc : including*

*excl : excluding*

*cont. : containing*

**g. Description that usually abbreviated such as:**

*n.e.c : Not elsewhere classified*

*inc : including*

*excl : excluding*

*cont. : Containing*

<https://kaltim.bps.go.id>



## **II. RINGKASAN**

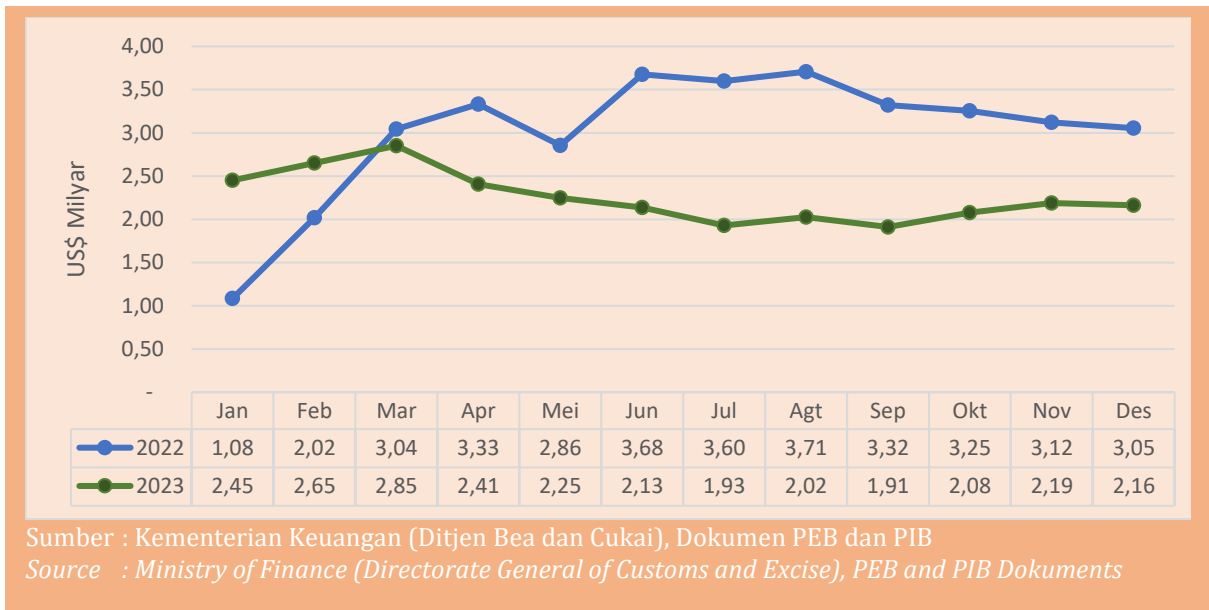
### **2.1 PERKEMBANGAN EKSPOR KALIMANTAN TIMUR TAHUN 2023**

Perkembangan nilai FOB ekspor Kalimantan Timur dari tahun 2022 ke 2023 menunjukkan tren yang sangat mencolok, di mana terjadi penurunan signifikan dalam nilai ekspor. Pada tahun 2022, nilai ekspor mengalami fluktuasi yang positif, dengan angka tertinggi mencapai US\$3,71 miliar pada bulan Agustus, dan nilai terendah tercatat US\$1,08 miliar pada bulan Januari. Secara umum, nilai ekspor menunjukkan kecenderungan meningkat dari Januari hingga Juli 2022, dengan bulan Juni menjadi puncak pertumbuhan sebelum mulai menurun pada bulan September hingga Desember. Namun, situasi berubah drastis pada tahun 2023. Nilai ekspor menunjukkan penurunan yang konsisten, dimulai dari US\$2,45 miliar pada Januari dan terus menurun hingga mencapai titik terendah US\$1,91 miliar pada bulan September. Meskipun ada sedikit peningkatan di bulan Agustus menjadi US\$2,02 miliar, nilai-nilai ini masih jauh lebih rendah dibandingkan dengan capaian tahun 2022.

## **II. SUMMARY**

### **2.1 THE DEVELOPMENT KALIMANTAN TIMUR'S EXPORTS IN 2023**

*The development of the FOB value of Kalimantan Timur exports from 2022 to 2023 shows a very striking trend, where there is a significant decline in the value of exports. In 2022, the value of exports experienced positive fluctuations, with the highest figure reaching US\$3.71 billion in August, and the lowest value recorded at US\$1.08 billion in January. In general, the value of exports showed an increasing trend from January to July 2022, with June being the peak of growth before starting to decline in September to December. However, the situation changes dramatically in 2023. The value of exports showed a consistent decline, starting at US\$2.45 billion in January and continuing to decline until it reached a low of US\$1.93 billion in July. Although there was a slight increase in August to US\$2.02 billion, these values are still much lower than the 2022 level.*



**Gambar/Figures 2.1**  
**Perkembangan Nilai FOB Ekspor Kalimantan Timur, 2022-2023 (US\$ Miliar)**  
*Trend of Kalimantan Timur Exports Value, 2022-2023 (US\$ Billion)*

Penurunan nilai FOB ekspor ini sangat berkaitan dengan penurunan harga komoditas ekspor pada tahun 2023. Banyak komoditas utama yang diekspor dari Kalimantan Timur, seperti batu bara, minyak kelapa sawit, dan produk perkebunan, mengalami penurunan harga yang signifikan di pasar global. Harga batu bara, misalnya, yang sebelumnya meningkat tajam pada tahun 2022, mengalami penyesuaian yang drastis akibat perubahan permintaan global dan kebijakan energi di berbagai negara. Penurunan harga ini mengakibatkan penghasilan yang lebih rendah bagi eksportir, sehingga berdampak langsung pada nilai ekspor secara keseluruhan.

*This decline in the FOB value of exports is strongly related to the decline in export commodity prices in 2023. Many of the key commodities exported from Kalimantan Timur, such as coal, palm oil, and plantation products, experienced significant price declines in the global market. Coal prices, for example, which had risen sharply in 2022, experienced drastic adjustments due to changes in global demand and energy policies in various countries. This price decline resulted in lower earnings for exporters, thus directly impacting the overall value of exports.*



Nilai ekspor hasil minyak dari Kalimantan Timur menunjukkan penurunan yang signifikan dari US\$763,93 juta pada tahun 2022 menjadi US\$683,52 juta pada tahun 2023, mencatat penurunan sebesar sekitar 10,53 persen. Penurunan ini mencerminkan tantangan yang dihadapi oleh sektor migas, yang mungkin dipengaruhi oleh beberapa faktor. Salah satunya adalah fluktuasi harga minyak global yang dapat berdampak langsung pada pendapatan eksportir. Selain itu, perubahan permintaan di pasar internasional, akibat pergeseran ke sumber energi yang lebih berkelanjutan, juga dapat memengaruhi hasil minyak.

Pada tahun 2023, sejumlah komoditas ekspor nonmigas mengalami penurunan yang signifikan, di antaranya adalah batu bara, pupuk, minyak kelapa sawit, dan kimia dasar organik yang bersumber dari hasil pertanian. Nilai ekspor batu bara menurun sebesar 30,32 persen, mencapai US\$17.908,45 juta. Penurunan ini sejalan dengan turunnya harga batu bara di pasar dunia. Komoditas pupuk juga mengalami penurunan tajam dengan nilai ekspor mencapai US\$843,61 juta atau sebesar 51,71 persen dibandingkan tahun 2022. Sementara itu, ekspor minyak kelapa sawit tercatat menurun sebesar 4,43 persen, dengan nilai mencapai US\$2.854,30 juta.

*The export value of oil products from Kalimantan Timur shows a significant decline from US\$763.93 million in 2022 to US\$683.52 million in 2023, registering a decline of about 10.50 percent. This decline reflects the challenges faced by the oil and gas sector, which may be influenced by several factors. One of these is fluctuations in global oil prices which can have a direct impact on exporters' revenues. In addition, changes in demand in the international market, due to the shift to more sustainable energy sources, may also affect oil output.*

*In 2023, a number of non-oil and gas export commodities experienced a significant decline, including coal, fertilizer, palm oil, and basic organic chemicals sourced from agricultural products. The value of coal exports decreased by 30.32 percent, reaching US\$17,908.45 million. This decline was in line with the decline in coal prices on the world market. Fertilizer commodities also experienced a sharp decline with an export value of US\$843.61 million or 51.71 percent compared to 2022. Meanwhile, palm oil exports recorded a decline of 4.43 percent, with a value of US\$2,854.30 million*

Selain itu, ekspor kimia dasar organik dari hasil pertanian mengalami penurunan sebesar 31,46 persen, atau US\$201,25 juta dibandingkan tahun sebelumnya. Penurunan nilai ekspor ini mencerminkan tantangan yang dihadapi oleh sektor nonmigas di tengah fluktuasi harga global dan perubahan permintaan pasar.

## **2.2 PERKEMBANGAN BERAT BERSIH DAN NILAI EKSPOR, 2016-2023**

Selama delapan tahun terakhir, ekspor Kalimantan Timur mengalami perubahan yang cukup dinamis, dipengaruhi oleh berbagai faktor baik dari dalam negeri maupun luar negeri. Pada awal periode ini, tepatnya tahun 2015, Kalimantan Timur mencatatkan ekspor dengan berat bersih sebesar 227.300,12 ribu ton, dan nilai ekspor tersebut mencapai US\$17.483,27 juta. Ini adalah titik awal yang cukup stabil bagi sektor ekspor di wilayah ini.

Namun, pada tahun 2016, terjadi perubahan menarik di mana berat bersih ekspor meningkat sedikit sebesar 1,14 persen menjadi 229.899,80 ribu ton. Meski ada peningkatan dalam volume, nilai FOB justru mengalami penurunan signifikan sebesar 20,76 persen, turun menjadi US\$13.854,37 juta.

*In addition, exports of basic organic chemicals from agricultural products decreased by 31.46 percent, or US\$201.25 million compared to the previous year. This decline in export value reflects the challenges faced by the non-oil and gas sector amid global price fluctuations and changes in market demand*

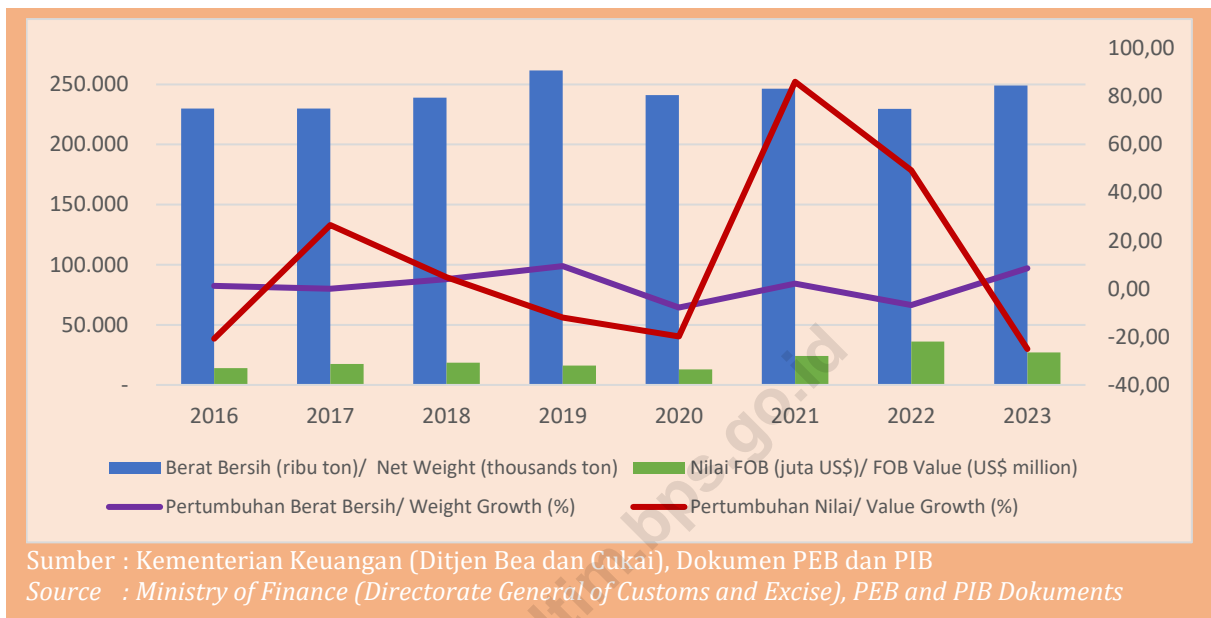
## **2.2 NET WEIGHT AND VALUE OF EXPORTS, 2016-2023**

*Over the past eight years, Kalimantan Timur's exports have experienced quite dynamic changes, influenced by various factors both from within the country and abroad. At the beginning of this period, in 2015, Kalimantan Timur recorded exports with a net weight of 227,300.12 thousand tons, and the export value reached US\$17,483.27 million. This was a fairly stable starting point for the region's export sector.*

*However, in 2016, there was an interesting turnaround where net export weight increased slightly by 1.14 percent to 229,899.80 thousand tons. Despite the increase in volume, FOB value saw a significant decline of 20.76 percent, down to US\$13,854.37 million*

Fenomena ini disebabkan oleh penurunan harga komoditas di pasar global, yang berarti bahwa meskipun lebih banyak barang yang diekspor, nilainya tidak setinggi sebelumnya.

*This phenomenon due to the decline in commodity prices in the global market, meaning that although more goods were exported, their value was not as high as before.*



**Gambar/Figures 2.2**  
 Berat Bersih dan Nilai FOB Ekspor Kalimantan Timur, 2016-2023 (Ribu Ton, US\$ Juta)  
 Net Weight and FOB Value of Kalimantan Timur Exports, 2016-2023 (Thousands Ton, US\$ Million)

Di tahun berikutnya, 2017, Kalimantan Timur berhasil memulihkan sebagian nilai ekspornya. Walaupun pertumbuhan berat bersih hanya sebesar 0,03 persen, nilai ekspor melonjak kembali sebesar 26,55 persen, mencapai US\$17.532,85 juta. Ini menunjukkan adanya peningkatan harga atau nilai dari komoditas yang diekspor, meski volumenya hampir stagnan.

*In the following year, 2017, Kalimantan Timur managed to partially recover its export value. Although net weight growth was only 0.03 percent, the value of exports surged again by 26.55 percent, reaching US\$17,532.85 million. This indicates an increase in the price or value of exported commodities, despite almost stagnant volumes.*

Memasuki tahun 2018, Kalimantan Timur mencatat peningkatan yang cukup baik dari sisi volume maupun nilai. Berat bersih ekspor naik 3,94 persen menjadi 239.037,91 ribu ton, dan nilai ekspor meningkat 4,86 persen menjadi US\$18.385,73 juta. Sayangnya, pada 2019, meskipun volume ekspor meningkat signifikan sebesar 9,43 persen ke 261.583,67 ribu ton, nilai ekspor justru turun 11,98 persen menjadi US\$16.183,21 juta. Penurunan nilai ini bisa jadi disebabkan oleh penurunan harga komoditas di pasar internasional yang mempengaruhi pendapatan dari ekspor.

Tahun 2020 merupakan masa yang sulit, tidak hanya untuk Kalimantan Timur tetapi juga secara global, karena pandemi COVID-19. Selama tahun ini, volume ekspor turun sebesar 7,81 persen ke 241.154,71 ribu ton, dan nilai FOB menurun drastis sebesar 19,79 persen, mencapai US\$ 12.980,28 juta. Kondisi ini mencerminkan dampak signifikan dari pandemi terhadap rantai pasok global dan menurunnya permintaan internasional akibat pembatasan kegiatan ekonomi di berbagai negara.

*Entering 2018, Kalimantan Timur recorded a considerable increase in both volume and value. The net export weight increased by 3.94 percent to 239,037.91 thousand tons, and the export value increased by 4.86 percent to US\$18,385.73 million. Unfortunately, in 2019, although export volume increased significantly by 9.43 percent to 261,583.67 thousand tons, export value actually fell by 11.98 percent to US\$16,183.21 million. This decline in value could be due to the decline in commodity prices on the international market, which affected export earnings.*

*2020 was a difficult time, not only for Kalimantan Timur but also globally, due to the COVID-19 pandemic. During the year, export volume fell by 7.81 percent to 241,154.71 thousand tons, and FOB value declined by 19.79 percent, reaching US\$ 12,980.28 million. This reflects the significant impact of the pandemic on global supply chains and the decline in international demand due to restrictions on economic activities in various countries.*

Memasuki tahun 2021, situasi mulai membaik. Ekspor Kalimantan Timur mengalami pemulihan yang kuat. Volume ekspor meningkat sebesar 2,17 persen menjadi 246.377,77 ribu ton, dan nilai FOB mengalami lonjakan luar biasa sebesar 86,13 persen, mencapai US\$24.159,90 juta. Kenaikan nilai ini kemungkinan besar disebabkan oleh peningkatan harga komoditas dan meningkatnya permintaan seiring dengan pemulihan ekonomi global.

Namun, di tahun 2022, meskipun berat bersih ekspor mengalami penurunan sebesar 6,79 persen menjadi 229.636,74 ribu ton, nilai ekspor justru melonjak sebesar 49,25 persen, mencapai US\$36.058,25 juta. Hal ini menunjukkan bahwa meskipun volume barang yang diekspor berkurang, komoditas yang diekspor mungkin memiliki nilai yang jauh lebih tinggi, mungkin karena fokus pada barang dengan nilai tambah lebih besar atau adanya peningkatan harga komoditas tertentu.

*Entering 2021, the situation began to improve. Kalimantan Timur exports experienced a strong recovery. Export volume increased by 2.17 percent to 246,377.77 thousand tons, and FOB value experienced a remarkable surge of 86.13 percent, reaching US\$24,159.90 million. This increase in value was most likely due to an increase in commodity prices and rising demand in line with the global economic recovery.*

*However, in 2022, although the net weight of exports decreased by 6.79 percent to 229,636.74 thousand tons, the value of exports jumped by 49.25 percent, reaching US\$36,058.25 million. This suggests that despite the reduced volume of goods exported, the commodities exported may have a much higher value, perhaps due to a focus on goods with greater added value or an increase in the price of certain commodities*

Tahun 2023 menjadi tahun yang cukup menarik. Berat bersih ekspor mengalami peningkatan signifikan sebesar 8,48 persen menjadi 249.115,24 ribu ton. Namun, terlepas dari peningkatan volume tersebut, nilai FOB justru turun sebesar 25,05 persen menjadi US\$27.024,71 juta. Ini mungkin mengindikasikan penurunan harga komoditas di pasar global atau penurunan permintaan terhadap barang-barang tertentu meskipun volume ekspor meningkat. Fenomena ini menunjukkan pentingnya menyeimbangkan antara volume dan nilai untuk menjaga stabilitas ekonomi.

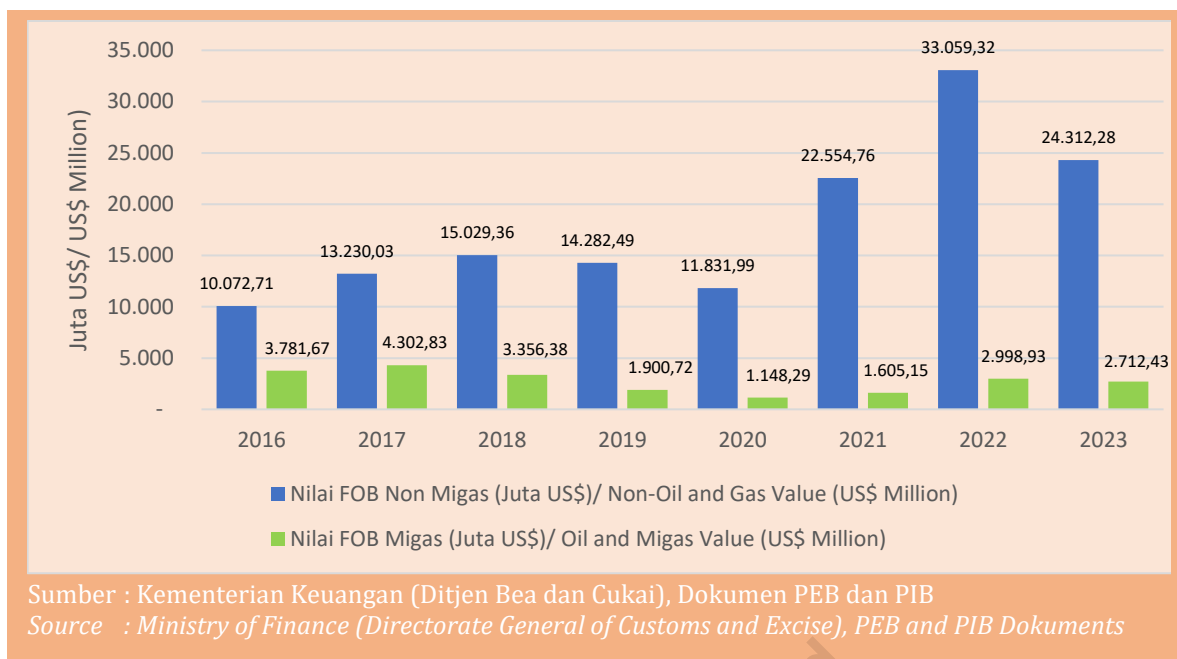
Penurunan nilai ekspor Provinsi Kalimantan Timur pada tahun 2023 disebabkan oleh penurunan ekspor komoditas migas dan nonmigas, seperti yang ditunjukkan pada Gambar 2.3.

Pada tahun 2023 nilai ekspor migas mencapai US\$2.712,43 juta, atau menurun 9,55 persen dari tahun 2022. Sedangkan nilai ekspor komoditas nonmigas pada tahun 2023 mencapai US\$24.312,28 juta, menurun sebesar 26,46 persen dari tahun 2022.

*The year 2023 is an interesting one. Net export weight saw a significant increase of 8.48 percent to 249,115.24 thousand tons. However, despite the increase in volume, FOB value fell by 25.05 percent to US\$27,024.71 million. This may indicate a decline in commodity prices in the global market or a decrease in demand for certain goods despite the increase in export volume. This phenomenon underscores the importance of balancing volume and value to maintain economic stability.*

*The decline in the export value of Kalimantan Timur Province in 2023 is caused by a decline in exports of oil and gas and non-oil and gas commodities, as show in figure 2.3.*

*The value of oil and gas exports reached US\$2,712.43 million in 2023, decreasing by 9.55 percent from 2022. Meanwhile, the value non-oil and gas exports in 2023 reached US\$24,312.28 million, decrease by 26.46 percent from the previous year.*



Gambar/Figures 2.3  
 Nilai FOB Ekspor Migas dan Nonmigas Kalimantan Timur, 2016-2023  
*Kalimantan Timur's exports Value of Oil and gas & Non-Oil and Commodities, 2016-2023*

Data ekspor Kalimantan Timur dari tahun 2015 hingga 2023 menunjukkan perubahan signifikan dalam komposisi dan pertumbuhan ekspor antara sektor nonmigas dan migas. Selama periode ini, terdapat pergeseran dominan dari sektor migas ke sektor nonmigas. Pada tahun 2015, ekspor nonmigas menyumbang sekitar 63,31 persen dari total ekspor, sementara migas menyumbang 36,69 persen. Namun, pada tahun 2023, kontribusi nonmigas meningkat drastis menjadi 89,96 persen, sedangkan migas menurun menjadi hanya 10,04 persen. Pergeseran ini menandakan adanya diversifikasi ekonomi yang lebih besar dan pengurangan ketergantungan pada sektor migas yang rentan terhadap fluktuasi harga global.

*Kalimantan Timur export data from 2015 to 2023 shows significant changes in the composition and growth of exports between the non-oil and gas and oil and gas sectors. During this period, there is a dominant shift from the oil and gas sector to the non-oil and gas sector. In 2015, non-oil and gas exports accounted for about 63.31 percent of total exports, while oil and gas accounted for 36.69 percent. However, by 2023, the contribution of non-oil and gas increased dramatically to 89.96 percent, while oil and gas decreased to only 10.04 percent. This shift signals greater economic diversification and reduced dependence on the oil and gas sector, which is vulnerable to global price fluctuations.*

Tabel/Table 2.1  
 Nilai FOB, Laju Pertumbuhan dan Peranan Ekspor Kalimantan Timur, 2015-2023  
*FOB Value, Growth and Share of Kalimantan Timur Exports, 2015-2023*

Tahun	Nonmigas	Migas	Pertumbuhan/ <i>Growth</i> (%)		Peranan/ <i>Contribution</i> (%)	
	(juta US\$)/ <i>Non-oil and Gas</i> (US\$ million)	(juta US\$)/ <i>Oil and Gas</i> (US\$ million)	Nonmigas/ <i>Non-oil and Gas</i>	Migas <i>Oil and Gas</i>	Nonmigas/ <i>Non-oil and Gas</i>	Migas <i>Oil and Gas</i>
(1)	(2)	(3)	(4)	(5)	(6)	(7)
2015	11 069,11	6 414,17	-19,82	-40,98	63,31	36,69
2016	10 072,71	3 781,67	-9,00	-41,04	72,70	27,30
2017	13 230,03	4 302,83	31,35	13,78	75,46	24,54
2018	15 029,36	3 356,38	13,60	-22,00	81,74	18,26
2019	14 282,49	1 900,72	-4,97	-43,37	88,25	11,75
2020	11 831,99	1 148,29	-17,16	-39,59	91,15	8,85
2021	22 554,76	1 605,15	90,63	39,79	93,36	6,64
2022	33 059,32	2 998,93	46,57	86,83	91,68	8,32
2023	24 312,28	2 712,43	-26,46	-9,55	89,96	10,04

Sumber : Kementerian Keuangan (Ditjen Bea dan Cukai), Dokumen PEB dan PIB  
 Source : Ministry of Finance (Directorate General of Customs and Excise), PEB and PIB Documents

Ekspor nonmigas menunjukkan kinerja yang sangat positif selama periode ini, dengan pertumbuhan rata-rata tahunan sebesar 11,64 persen. Kenaikan ini didorong oleh peningkatan nilai ekspor secara konsisten, dengan lonjakan terbesar terjadi pada tahun 2021 sebesar 90,63 persen dan diikuti pertumbuhan 46,57 persen pada tahun 2022. Pertumbuhan pesat ini dapat diatribusikan pada berbagai faktor, termasuk peningkatan permintaan global untuk produk nonmigas, perbaikan infrastruktur, dan kebijakan pemerintah yang mendorong diversifikasi produk ekspor.

*Non-oil and gas exports showed a very positive performance during this period, with an annual average growth of 11.64 percent. This increase was driven by a consistent rise in export value, with the biggest jump occurring in 2021 at 90.63 percent and followed by 46.57 percent growth in 2022. This rapid growth can be attributed to various factors, including increased global demand for non-oil and gas products, infrastructure improvements, and government policies that encourage export product diversification.*

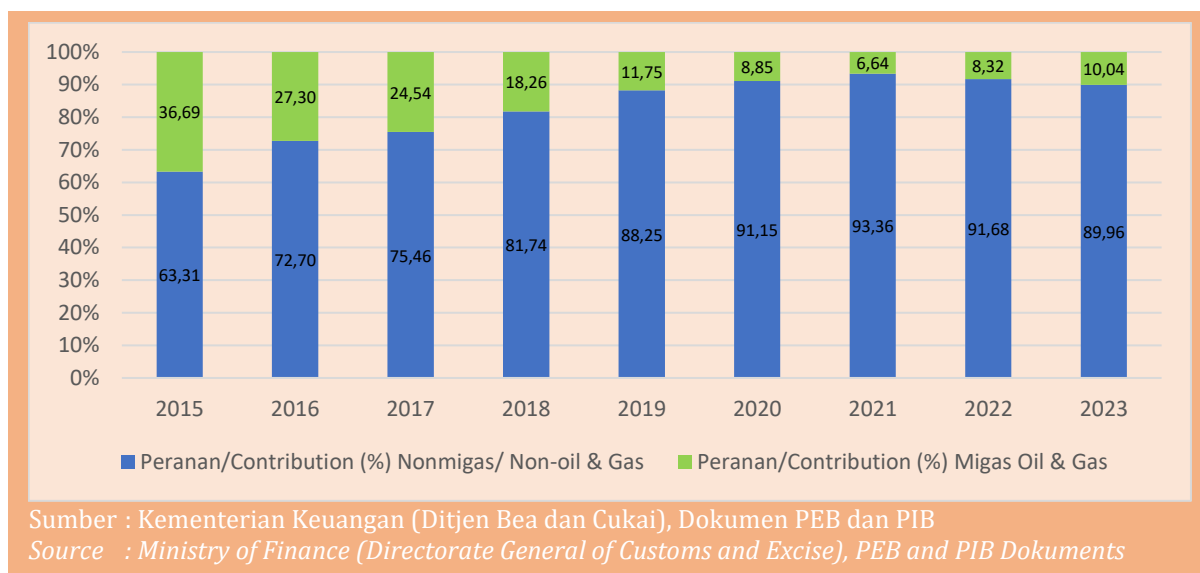


Di sisi lain, sektor migas mengalami tantangan signifikan dengan penurunan rata-rata tahunan sebesar -6,24 persen. Ekspor migas turun dari US\$6.414,17 juta pada tahun 2015 menjadi US\$2.712,43 juta pada tahun 2023. Penurunan ini mencerminkan beberapa faktor seperti volatilitas harga minyak global, penurunan permintaan energi fosil, dan pergeseran kebijakan energi ke arah sumber daya terbarukan. Beberapa periode mencatat penurunan tajam, seperti pada tahun 2015 dan 2016, ketika ekspor migas masing-masing turun sebesar 40,98 persen dan 41,04 persen. Meskipun ada beberapa pemulihan, seperti pada tahun 2022 dengan pertumbuhan 86,83 persen, secara keseluruhan tren menurun ini mengindikasikan perlunya diversifikasi lebih lanjut dan restrukturisasi di sektor migas.

Tahun 2015 peranan ekspor nonmigas sebesar 63,31 persen, selanjutnya cenderung meningkat setiap tahunnya. Tahun 2023 peranannya mencapai 89,96 persen atau 1,72 persen lebih rendah dibandingkan dengan tahun 2022. Sebaliknya, peranan ekspor komoditas migas semakin lama semakin menurun. Tahun 2015 peranan ekspor migas sebesar 36,69 persen, dan pada tahun 2023 peranannya hanya mencapai 10,04 persen.

*On the other hand, the oil and gas sector experienced significant challenges with an annual average decline of -6.24 percent. Oil and gas exports fell from US\$6,414 million in 2015 to US\$2,712 million in 2023. This decline reflects several factors such as global oil price volatility, declining demand for fossil energy, and a shift in energy policy towards renewable resources. Some periods recorded sharp declines, such as in 2015 and 2016, when oil and gas exports fell by 40.98 percent and 41.04 percent, respectively. Although there have been some recoveries, such as in 2022 with 86.83 per cent growth, overall this downward trend indicates the need for further diversification and restructuring in the oil and gas sector.*

*The share of non-oil gas commodities export was 63.31 percent in 2015 and continue to grow over time. In 2023, the share of non-oil and gas commodities export was 89.96 percent or 1.72 percent lower than in 2022. On the contrary, the share of export value of oil and gas commodities declined over time. In 2015 the share of oil and gas export reached 36.69 percent and became 10.04 percent in 2023.*



Gambar/Figures 2.4  
 Peranan Ekspor Migas dan Nonmigas, 2015-2023  
*Contribution of Oil and Gas & Non-oil and Gas exports, 2015-2023*

Selama tahun 2015-2023 pertumbuhan rata-rata ekspor komoditas migas adalah negatif 6,24 persen, sedangkan pertumbuhan rata-rata ekspor nonmigas yaitu 11,64 persen. Rata-rata peranan ekspor nonmigas selama delapan tahun terakhir adalah 83,07 persen, sedangkan peranan ekspor komoditas migas sebesar 16,93 persen.

### 2.3. EKSPOR KOMODITAS MINYAK DAN GAS

Secara umum, data ekspor komoditas migas dari 2020 hingga 2023 menunjukkan variasi yang signifikan dalam volume dan nilai. Pada tahun 2023, nilai ekspor migas mengalami penurunan sebesar 9,55 persen dibandingkan dengan tahun 2022, sementara volume ekspor migas meningkat sebesar 5,67 persen.

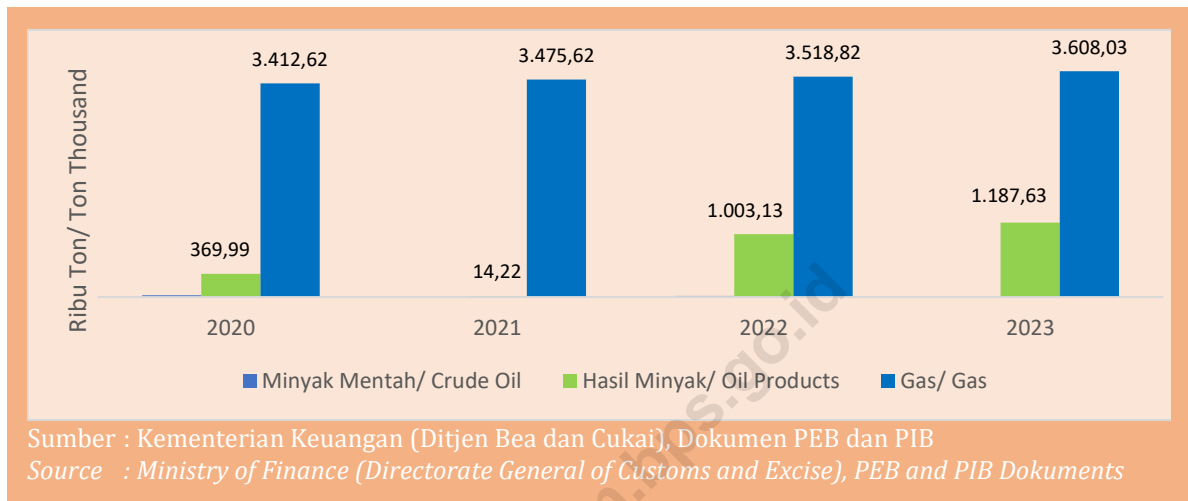
*Meanwhile, from 2015-2023 the average growth of oil and gas commodities export was minus 6.24 percent, while the average of non-oil and gas commodities export was 11.64 percent. The average share of non-oil and gas commodities export in the last seven years was 83.07 percent, while the average share of oil and gas commodities export was 16.93 percent.*

### 2.3 EXPORT OF OIL AND GAS COMMODITY

*In general, data on oil and gas commodity exports from 2020 to 2023 show significant variations in volume and value. In 2023, the value of oil and gas exports decreased by 9.55 percent compared to 2022, while the volume of oil and gas exports increased by 5.67 percent.*

Penurunan nilai ekspor ini terutama dipengaruhi oleh penurunan harga minyak mentah global, yang turun dari US\$97,10 per barel pada 2022 menjadi US\$80,76 per barel pada 2023, atau menurun sebesar US\$16,34 per barel.

*This decline in export value was mainly influenced by the decline in global crude oil prices, which fell from US\$97.10 per barrel in 2022 to US\$80.76 per barrel in 2023, or a decrease of US\$16.34 per barrel.*



Gambar/ Figures 2.5

Berat bersih Ekspor Minyak Bumi dan Gas Alam Kalimantan Timur, 2020-2023 (Ribu Ton)  
*Kalimantan Timur Oil and Gas Export Net Weight. 2020-2023 (Ton Thousand)*

Untuk minyak mentah, volume ekspor mengalami penurunan tajam dari 29,54 ribu ton pada 2020 menjadi 16,55 ribu ton pada 2022. Meskipun terjadi penurunan volume, nilai ekspor minyak mentah justru meningkat sekitar 16,61 persen dari US\$7,27 juta pada 2020 menjadi US\$8,84 juta pada 2022, berkat harga minyak yang tinggi pada tahun 2022. Namun, dengan turunnya harga minyak mentah menjadi US\$80,76 per barel pada 2023, nilai ekspor kemungkinan terdampak, karena penurunan harga global dapat mengurangi pendapatan dari ekspor meskipun volume ekspor tetap rendah.

*For crude oil, the export volume experienced a sharp decline from 29.54 thousand tons in 2020 to 16.55 thousand tons in 2022. Despite the decline in volume, the value of crude oil exports actually increased by around 16.61 percent from US\$7.27 million in 2020 to US\$8.84 million in 2022, thanks to high oil prices in 2022. However, with crude oil prices dropping to US\$80.76 per barrel in 2023, the value of exports is likely to be impacted, as falling global prices could reduce export earnings even if export volumes remain low.*

Ekspor gas dari Kalimantan Timur menunjukkan pertumbuhan positif dari 2020 hingga 2023, baik dari segi volume maupun nilai. Volume ekspor meningkat dari 3.412,62 ribu ton pada 2020 menjadi 3.608,03 ribu ton pada 2023 atau mengalami peningkatan sebesar 5,73 persen. Sementara itu, nilai ekspor gas juga mengalami kenaikan signifikan, dari US\$1.032,38 juta pada 2020 menjadi US\$2.028,90 juta pada 2023. Secara keseluruhan, nilai ekspor gas dari Kalimantan Timur tumbuh sebesar 96,53 persen selama periode ini.

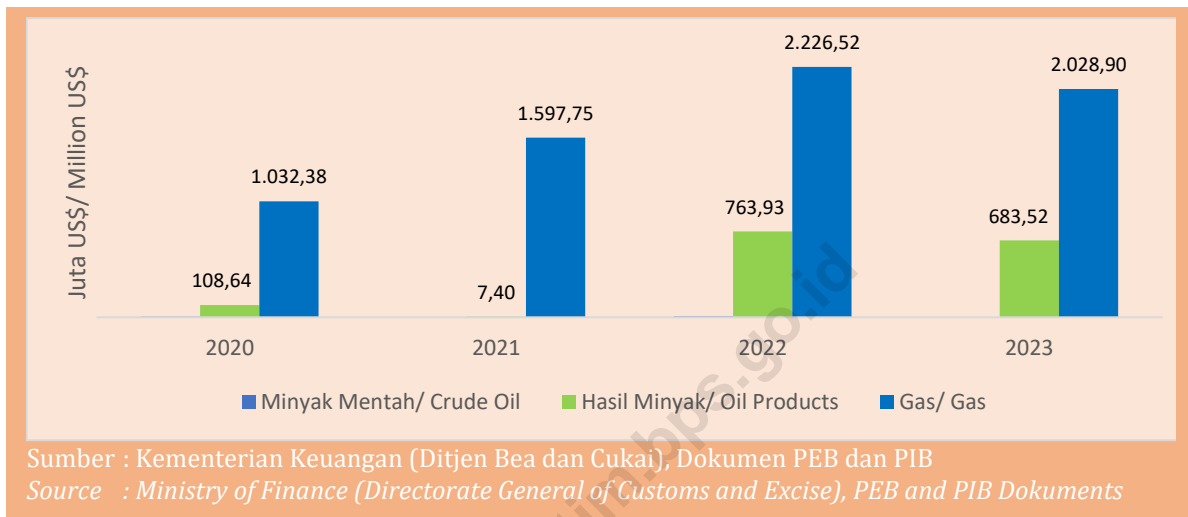
Ekspor hasil minyak dari Kalimantan Timur mengalami fluktuasi signifikan antara 2020 dan 2023. Volume ekspor menurun tajam dari 369,99 ribu ton pada 2020 menjadi 14,22 ribu ton pada 2021, lalu melonjak kembali ke 1.003,13 ribu ton pada 2022, dan naik lagi menjadi 1.187,63 ribu ton pada 2023. Nilai ekspor juga mengikuti pola serupa, turun dari US\$108,64 juta pada 2020 ke US\$7,40 juta pada 2021, kemudian meningkat tajam menjadi US\$763,93 juta pada 2022. Meskipun nilai ini sedikit turun menjadi US\$683,52 juta pada 2023, kinerja ekspor hasil minyak secara keseluruhan menunjukkan pemulihan dan pertumbuhan yang signifikan setelah penurunan drastis pada 2021.

*Gas exports from Kalimantan Timur showed positive growth from 2020 to 2023, both in terms of volume and value. Export volume increased from 3,412.62 thousand tons in 2020 to 3,608.03 thousand tons in 2023 or an increase of 5.73 percent. Meanwhile, the value of gas exports also increased significantly, from US\$1,032.38 million in 2020 to US\$2,028.90 million in 2023. Overall, the value of gas exports from East Kalimantan grew by 96.53 percent during this period.*

*Exports of oil products from Kalimantan Timur experienced significant fluctuations between 2020 and 2023. Export volume declined sharply from 369.99 thousand tons in 2020 to 14.22 thousand tons in 2021, then jumped back to 1,003.13 thousand tons in 2022, and rose again to 1,187.63 thousand tons in 2023. Export value also followed a similar pattern, falling from US\$108.64 million in 2020 to US\$7.40 million in 2021, then rising sharply to US\$763.93 million in 2022. Although this value fell slightly to US\$683.52 million in 2023, the overall export performance of oil products showed significant recovery and growth after a drastic decline in 2021.*

Fluktuasi ini mencerminkan dinamika pasar global yang mempengaruhi permintaan dan distribusi, tetapi secara keseluruhan, sektor hasil minyak menunjukkan ketahanan dan kontribusi penting bagi ekonomi Kalimantan Timur.

*These fluctuations reflect global market dynamics that affect demand and distribution, but overall, the oil products sector shows resilience and an important contribution to Kalimantan Timur's economy.*



Gambar/Figures 2.6

Nilai Ekspor Minyak Bumi dan Gas Alam Kalimantan Timur, 2020-2023 (US\$ Juta)  
 Kalimantan Timur Oil and Gas Export Value, 2020-2023 (US\$ Million)

## 2.4. EKSPOR KOMODITAS NON MINYAK DAN GAS

## 2.4 EXPORT OF NON-OIL AND GAS COMMODITY

### 2.4.1. Ekspor Komoditas Pertanian

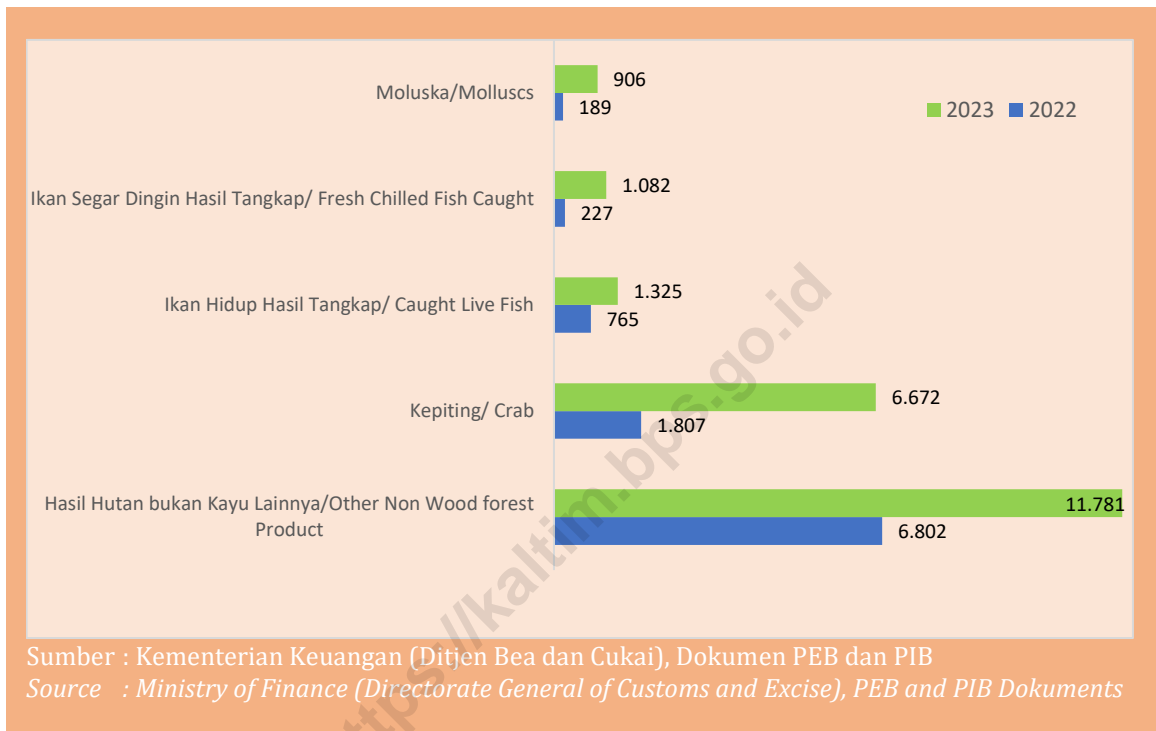
### 2.4.1 Exports of Agricyltural Commodities

Nilai ekspor sektor pertanian pada tahun 2023 meningkat sebesar US\$21.842,47 ribu atau naik 121,85 persen dibandingkan dengan tahun 2022. Kenaikan ini terutama disebabkan naiknya ekspor komoditas ikan segar/dingin hasil tangkap dan kepiting masing-masing naik sebesar 375,68 persen dan 269,24 persen.

*In 2023 the export value of agricultural products increased by US\$21,842.47 thousand or 121.85 percent higher than in 2022. This increasing mainly caused by crab and fresh chilled fish caught by 375.68 percent dan 269.24 percent respectively.*

Sedangkan komoditas yang mengalami peningkatan di sektor pertanian lainnya adalah komoditas ikan hidup hasil tangkap dan hasil hutan bukan kayu lainnya, masing-masing 73,29 persen dan 73,19 persen.

*In addition, live fish commodities caught and other non-timber forest products also recorded growth of 73.29 percent and 73.19 percent respectively.*



Gambar/Figures 2.7  
 Ekspor Kalimantan Timur Hasil Sektor Pertanian, 2022-2023 (US\$ Ribuan)  
 Kalimantan Timur Export on Agricultural Products, 2022-2023 (US\$ Thousand)

Hasil hutan bukan kayu lainnya menjadi kontributor terbesar dalam sektor pertanian, menyumbang 53,60 persen dari total ekspor pertanian atau sekitar US\$11.781,45 ribu. Meskipun kontribusinya terhadap total ekspor keseluruhan hanya sebesar 0,04 persen, komoditas ini tetap menonjol dalam sektor pertanian Kalimantan Timur.

*Other non-timber forest products became the largest contributor in the agricultural sector, accounting for 53.60 percent of total agricultural exports or around US\$11,781.45 thousand. Although its contribution to the overall export total was only 0.04 percent, this commodity remained prominent in Kalimantan Timur's agricultural sector.*

Di sisi lain, komoditas kepiting menampilkan kinerja yang mengesankan dengan peningkatan ekspor sebesar 269,24 persen, atau setara dengan US\$4.865,22 ribu. Kepiting menyumbang 30,55 persen terhadap total ekspor pertanian, dengan pasar utama termasuk Tiongkok, Malaysia, Singapura, dan Hongkong. Dari total ekspor kepiting senilai US\$5.874,80 ribu, 88,05 persen diarahkan ke Tiongkok, sementara Malaysia, Singapura, dan Hongkong masing-masing menerima 6,61 persen, 4,37 persen, dan 0,97 persen dari ekspor tersebut.

Ekspor ikan hidup hasil tangkap juga menunjukkan pertumbuhan yang kuat, meningkat sebesar 73,29 persen atau US\$560,35 ribu, dengan kontribusi sebesar 6,07 persen terhadap total ekspor pertanian Kalimantan Timur. Kabupaten Berau menjadi pusat utama ekspor ikan hidup hasil tangkap, mencerminkan keanekaragaman dan kekayaan sumber daya laut di wilayah ini.

*On the other hand, the crab commodity performed impressively with an increase in exports of 269.24 percent, or equivalent to US\$4,865.22 thousand. Crabs contributed 30.55 percent to total agricultural exports, with major markets including China, Malaysia, Singapore, and Hong Kong. Of the total crab exports worth US\$5,874.80 thousand, 88.05 percent were directed to China, while Malaysia, Singapore, and Hongkong received 6.61 percent, 4.37 percent, and 0.97 percent of the exports, respectively.*

*Captured live fish exports also showed strong growth, increasing by 73.29 percent or US\$560.35 thousand, contributing 6.07 percent to the total agricultural exports of Kalimantan Timur. Berau Regency became the main center of live captured fish exports, reflecting the diversity and richness of marine resources in the region.*

Berdasarkan lokasi pelabuhan, hasil hutan bukan kayu lainnya terutama diekspor melalui Pelabuhan Samarinda di Kota Samarinda dan Pelabuhan Bontang di Kota Bontang, masing-masing dengan volume 40,40 ribu ton (38,38 persen) dan 40,70 ribu ton (38,02 persen). Sementara itu, volume ekspor kepiting yang meningkat secara dramatis diekspor melalui Kota Balikpapan (Sepinggang) dan Kabupaten Kutai Timur. Data ini menggambarkan bagaimana infrastruktur pelabuhan dan sumber daya alam berperan penting dalam mendukung ekspor pertanian Kalimantan Timur, serta menegaskan posisi strategis daerah ini dalam perdagangan internasional.

*Based on port location, other non-timber forest products were mainly exported through Samarinda Port in Samarinda City and Bontang Port in Bontang City, with volumes of 40.40 thousand tons (38.38 percent) and 40.70 thousand tons (38.02 percent), respectively. Meanwhile, a dramatically increased volume of crab exports was exported through Balikpapan City (Sepinggang) and East Kutai Regency. This data illustrates how port infrastructure and natural resources play an important role in supporting Kalimantan Timur's agricultural exports, and confirms the region's strategic position in international trade.*



**Tabel/Table 2.2**  
**Ekspor Beberapa Jenis Barang Utama Nonmigas, 2022-2023 (US\$ Ribu)**  
*Export of Selected Non-Oil and Gas Commodities, 2022-2023 (US\$ Thousand)*

No	Sektor/ Jenis Barang <i>Sector/ Commodities</i>	Nilai FOB/ <i>FOB Value</i>		Perubahan/ <i>Change</i>	
		2022	2023	^	%
(1)	(2)	(3)	(4)	(5)	(6)
I	<b>Produk Pertanian, Kehutanan dan Perikanan/ <i>Agriculture, Forestry Products</i></b>	<b>9 791</b>	<b>21 842</b>	<b>12 052</b>	<b>123,09</b>
	- Hasil Hutan bukan Kayu Lainnya/ <i>Other Non Wood forest Product</i>	6 802	11 781	4 979	73,19
	- Kepiting/ <i>Crab</i>	1 807	6 672	4 865	269,24
	- Ikan Hidup Hasil Tangkap/ <i>Caught Live Fish</i>	765	1 325	560	73,29
	- Ikan Segar Dingin Hasil Tangkap/ <i>Fresh Chilled Fish Caught</i>	227	1 082	854	375,68
	- Moluska	189	906	717	378,56
	- Rumput laut dan ganggang lainnya	0	44	44	-
	- Udang Hasil Budidaya/ <i>Cultivated Shrimp</i>	14	24	10	72,43
	- Lada putih	41	9	32	78,02
II	<b>Produk Industri Pengolahan/ <i>Manufacturing Products</i></b>	<b>5 377 164</b>	<b>4 251 306</b>	<b>-1 125 857</b>	<b>-20,94</b>
	- Minyak Kelapa Sawit/ <i>Palm Oil</i>	2 986 606	2 854 297	-132 308	-4,43
	- Pupuk/ <i>Fertilizer</i>	1 746 849	843 611	-903 239	-51,71
	- Kimia Dasar Organik yang Bersumber dari Hasil Pertanian/ <i>Basic Organic Chemistry Sourced From Agriculture Products</i>	293 606	201 245	-92 361	-31,46
	- Kayu Olahan/ <i>Processed Wood</i>	37 207	68 461	31 254	84,00
	- Minyak Makan dan Lemak Nabati dan Hewani Lainnya/ <i>Edible oils and other vegetable and animal fats</i>	0	57 597	57 597	-
	- Bungkil dan Residu/ <i>Palm kernel and residue</i>	44 739	48 886	4 148	9,27
	- Sabun dan Bahan Pembersih Keperluan Rumah/ <i>Soap and Household Cleaning Agents</i>	86 933	46 232	-40 701	-46,82
	- Kayu Lapis/ <i>Plywoods</i>	94 304	34 330	-59 974	-63,60
	- Lainnya/ <i>Others</i>	86 920	96 647	9 727	11,19
III	<b>Produk Pertambangan/<i>Mining Products</i></b>	<b>27 672 309</b>	<b>20 039 133</b>	<b>-7 633 176</b>	<b>-27,58</b>
	- Batubara/ <i>Coal</i>	25 701 457	17 908 451	-7 793 006	30,32
	- Lignit/ <i>Lignite</i>	1 970 852	2 130 681	159 829	8,11

Sumber : Kementerian Keuangan (Ditjen Bea dan Cukai), Dokumen PEB dan PIB  
Source : *Ministry of Finance (Directorate General of Customs and Excise), PEB and PIB Documents*

## 2.4.2. Ekspor Industri Pengolahan

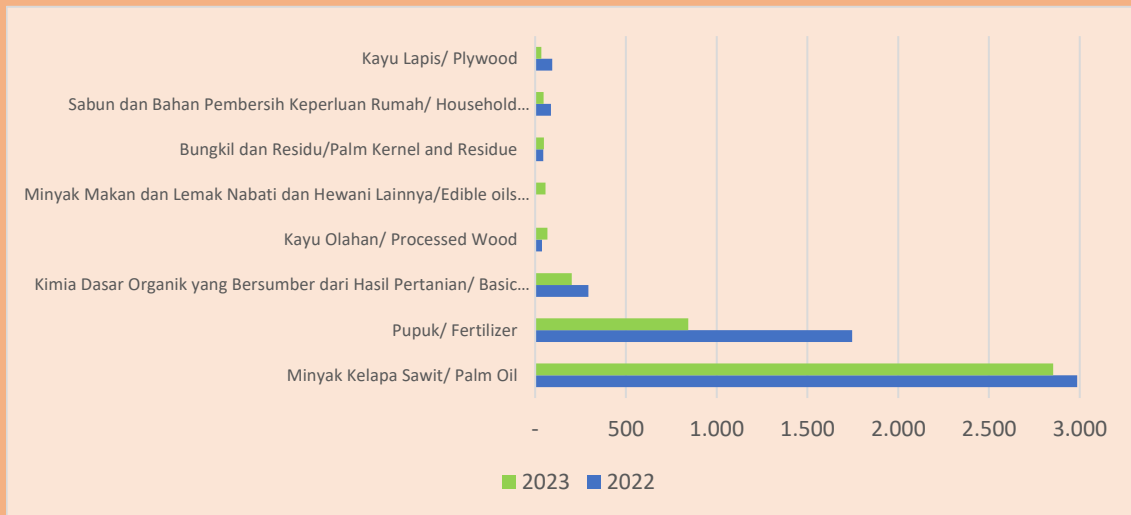
Ekspor sektor industri pengolahan Kalimantan Timur menempati posisi kedua terbesar setelah sektor pertambangan dalam total ekspor nonmigas di provinsi ini. Pada tahun 2023, sektor industri pengolahan menyumbang 17,49 persen dari total ekspor nonmigas. Namun, ekspor hasil industri pengolahan tahun 2023 mengalami penurunan signifikan dibandingkan tahun sebelumnya, turun sebesar 20,94 persen dari US\$5.377,16 juta pada tahun 2022 menjadi US\$4.251,31 juta pada tahun 2023.

Beberapa komoditas industri pengolahan menunjukkan peningkatan dalam ekspor, seperti kayu olahan, bungkil dan residu, serta minyak makan dan lemak nabati dan hewani lainnya. Namun, komoditas lain mengalami penurunan, termasuk kayu lapis, pupuk, sabun dan bahan pembersih rumah tangga, kimia dasar organik yang bersumber dari hasil pertanian, dan minyak kelapa sawit.

## 2.4.2. Exports of Manufacturing Products

*Exports from Kalimantan Timur's manufacturing sector are the second largest after the mining sector in the province's total non-oil and gas exports. In 2023, the manufacturing sector accounted for 17.49 percent of total non-oil and gas exports. However, exports of processing industry products in 2023 experienced a significant decline compared to the previous year, falling by 20.94 percent from US\$5.38 billion in 2022 to US\$4.25 billion in 2023.*

*Some manufacturing commodities showed an increase in exports, such as processed wood, meal and residue, and edible oils and other vegetable and animal fats. However, other commodities experienced declines, including plywood, fertilizers, soaps and household cleaning agents, organic base chemicals sourced from agricultural products, and palm oil.*



Sumber : Kementerian Keuangan (Ditjen Bea dan Cukai), Dokumen PEB dan PIB  
 Source : Ministry of Finance (Directorate General of Customs and Excise), PEB and PIB Documents

Gambar/Figures 2.8

Ekspor Kalimantan Timur Sektor Industri Pengolahan, 2022-2023 (US\$ Juta)  
 Kalimantan Timur Export on Manufacturing Products, 2022-2023 (US\$ Million)

Minyak kelapa sawit tetap menjadi andalan ekspor sektor industri manufaktur, dengan kontribusi sebesar 67,14 persen terhadap total ekspor sektor ini. Pada tahun 2023, nilai ekspor minyak kelapa sawit mencapai US\$2.854,30 juta, meskipun mengalami penurunan sebesar 4,43 persen dibandingkan tahun sebelumnya. Komoditas ini diekspor terutama ke Tiongkok, Pakistan, dan Filipina, dengan nilai masing-masing sebesar US\$1.337,24 juta, US\$334,33 juta, dan US\$183,14 juta. Pengiriman komoditas ini dilakukan dari pelabuhan Balikpapan, Bontang, Bontang Bay, dan Sangkulirang, dengan nilai ekspor masing-masing US\$2.678,83 juta, US\$170,19 juta, US\$3,77 juta, dan US\$1,50 juta.

*Palm oil remains the mainstay of exports in the manufacturing sector, contributing 67.14 percent to the sector's total exports. In 2023, the export value of palm oil reached US\$2,854.30 million, although it decreased by 4.43 percent compared to the previous year. These commodities were exported mainly to China, Pakistan, and the Philippines, with values of US\$1,337.24 million, US\$334.33 million, and US\$183.14 million, respectively. Shipments of these commodities were made from the ports of Balikpapan, Bontang, Bontang Bay, and Sangkulirang, with export values of US\$2,678.83 million, US\$170.19 million, US\$3.77 million, and US\$1.50 million, respectively.*

Ekspor pupuk pada tahun 2023 mencapai US\$843,61 juta, mengalami penurunan signifikan sebesar 51,71 persen dibandingkan tahun sebelumnya. Meskipun demikian, pupuk masih berperan penting dengan kontribusi 19,84 persen terhadap ekspor sektor industri manufaktur. Pupuk diekspor terutama ke India, Tiongkok, dan Korea Selatan, dengan nilai masing-masing sebesar US\$136,02 juta, US\$113,48 juta, dan US\$111,59 juta, melalui pelabuhan Bontang.

Ekspor komoditas kimia dasar organik yang bersumber dari hasil pertanian mencapai US\$201,25 juta pada tahun 2023, menurun sebesar 31,46 persen dibandingkan tahun sebelumnya. Komoditas ini memiliki peranan sebesar 4,73 persen terhadap total ekspor sektor industri pengolahan. Ekspor kimia dasar organik ini sebagian besar ditujukan ke Belanda, Tiongkok, dan Italia, dengan nilai masing-masing sebesar US\$110,36 juta, US\$39,32 juta, dan US\$30,31 juta. Pengiriman dilakukan melalui pelabuhan Balikpapan, Bontang, dan Bontang Bay, dengan nilai ekspor masing-masing US\$150,84 juta, US\$46,93 juta, dan US\$3,47 juta.

*Fertilizer exports in 2023 reached US\$843.61 million, a significant decline of 51.71 percent compared to the previous year. Nevertheless, fertilizers still play an important role with a contribution of 19.84 percent to the exports of the manufacturing industry sector. Fertilizers were exported mainly to India, China, and South Korea, with values of US\$136.02 million, US\$113.48 million, and US\$111.59 million, respectively, through Bontang Port.*

*Exports of organic basic chemical commodities sourced from agricultural products reached US\$201.25 million in 2023, a decrease of 31.46 percent compared to the previous year. This commodity has a role of 4.73 percent of the total exports of the processing industry sector. Exports of these organic basic chemicals were mostly destined for the Netherlands, China, and Italy, with values of US\$110.36 million, US\$39.32 million, and US\$30.31 million, respectively. Shipments were made through the ports of Balikpapan, Bontang, and Bontang Bay, with export values of US\$150.84 million, US\$46.93 million, and US\$3.47 million, respectively.*

Pada tahun 2023, ekspor kayu olahan menunjukkan peningkatan yang signifikan, mencapai US\$68,46 juta, naik 84,00 persen dari tahun sebelumnya. Meskipun hanya menyumbang 1,61 persen dari total ekspor sektor industri manufaktur, komoditas ini menunjukkan potensi pertumbuhan. Kayu olahan diekspor terutama ke Tiongkok, Jepang, dan Korea Selatan, dengan nilai masing-masing US\$67,40 juta, US\$0,55 juta, dan US\$0,46 juta. Ekspor kayu olahan dilakukan melalui pelabuhan Balikpapan dan Samarinda, dengan nilai masing-masing US\$67,37 juta dan US\$1,09 juta.

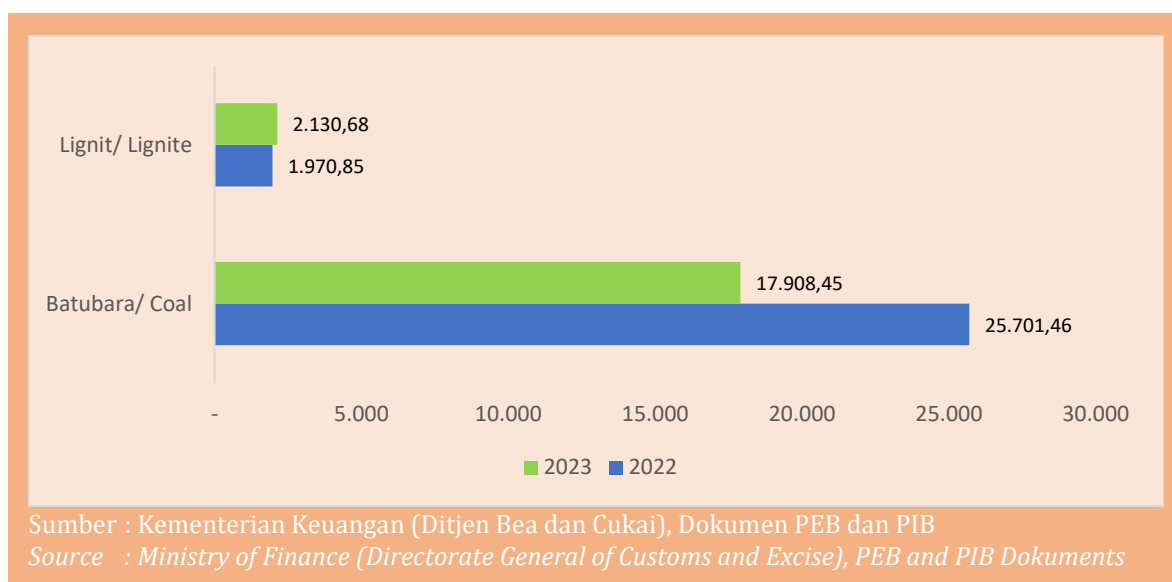
#### **2.4.3. Ekspor Produk Pertambangan**

Pada tahun 2023, ekspor hasil pertambangan mencapai US\$20.039,13 juta. Jika dibandingkan dengan tahun sebelumnya, ekspor hasil pertambangan mengalami penurunan sebesar 27,58 persen. Penurunan ini disebabkan oleh menurunnya ekspor komoditas batubara. Ekspor komoditas hasil pertambangan mempunyai peranan 82,42 persen terhadap total ekspor nonmigas.

*In 2023, processed wood exports showed a significant increase, reaching US\$68.46 million, up 84.00 percent from the previous year. Although it only accounts for 1.61 percent of the total exports of the manufacturing industry sector, this commodity shows growth potential. Processed wood was exported mainly to China, Japan, and South Korea, with values of US\$67.40 million, US\$0.55 million, and US\$0.46 million respectively. Processed wood exports were carried out through the ports of Balikpapan and Samarinda, with values of US\$67.37 million and US\$1.09 million respectively.*

#### **2.4.3. Exports of Mining Products**

*In 2023, the export of mining products reached US\$20,039.13 million, 27.58 percent lower than in 2022. This decrease was mainly caused by the gain of coal exports. Exports of mining products had contribution about 82.42 percent to the total non-oil and gas export.*



Gambar/Figures 2.9

**Ekspor Kalimantan Timur Hasil Sektor Pertambangan, 2022-2023 (US\$ Juta)**  
*Kalimantan Timur Exports on Mining Products, 2022-2023 (US\$ Million)*

Komoditas batubara tetap menjadi primadona ekspor sektor pertambangan dengan kontribusi mencapai 89,37 persen dari total ekspor pertambangan, mencapai nilai ekspor US\$17.908,45 juta pada tahun 2023. Namun, dibandingkan dengan tahun sebelumnya, ekspor batubara mengalami penurunan sebesar 30,32 persen. Beberapa negara tujuan utama ekspor batubara Kalimantan Timur antara lain Tiongkok, India, dan Jepang, dengan nilai masing-masing US\$4.209,73 juta, US\$3.315,98 juta, dan US\$2.144,15 juta. Batubara diekspor terutama dari pelabuhan di Samarinda, Kutai Timur (Tanjung Bara), dan Balikpapan, dengan nilai ekspor masing-masing US\$7.338,89 juta, US\$4.178,36 juta, dan US\$2.597,76 juta.

*The coal commodity remains the prima donna of mining sector exports with a contribution of 89.37 percent of total mining exports, reaching an export value of US\$17,908.45 million in 2023. However, compared to the previous year, coal exports decreased by 30.32 percent. Some of the main destination countries for Kalimantan Timur coal exports include China, India, and Japan, with values of US\$4,209.73 million, US\$3,315.98 million, and US\$2,144.15 million, respectively. Coal was exported mainly from ports in Samarinda, East Kutai (Tanjung Bara), and Balikpapan, with export values of US\$7,338.89 million, US\$4,178.36 million, and US\$2,597.76 million, respectively.*

Di sisi lain, ekspor lignit mengalami peningkatan sebesar 8,11 persen pada tahun 2023, dengan nilai mencapai US\$2.130,68 juta. Lignit memiliki peran sebesar 10,63 persen dalam total ekspor hasil pertambangan. Negara-negara tujuan utama ekspor lignit adalah Tiongkok, Korea Selatan, dan Pakistan, dengan nilai ekspor masing-masing US\$1.953,15 juta, US\$78,99 juta, dan US\$33,39 juta. Lignit diekspor terutama dari wilayah Kutai Timur (Tanjung Bara dan Sangkulirang), Paser (Adang Bay), dan Samarinda, dengan nilai ekspor masing-masing US\$931,35 juta, US\$907,56 juta, dan US\$213,71 juta.

## **2.5. Ekspor Menurut Negara/ Kelompok Ekonomi**

Pada tahun 2023, nilai ekspor Kalimantan Timur ke negara-negara ASEAN berkontribusi sebesar 21,89 persen terhadap total ekspor, namun mengalami penurunan sebesar US\$2.072,55 juta atau 25,95 persen dibandingkan tahun sebelumnya. Penurunan ini terutama disebabkan oleh penurunan ekspor ke Filipina, yang turun 34,79 persen dari US\$3.467,74 juta menjadi US\$2.261,23 juta.

*On the other hand, lignite exports experienced an increase of 8.11 percent in 2023, reaching a value of US\$2,130.68 million. Lignite accounts for 10.63 percent of the total mining exports. The primary destinations for lignite exports are China, South Korea, and Pakistan, with export values of US\$1,953.15 million, US\$78.99 million, and US\$33.39 million, respectively. Lignite is predominantly exported from the regions of Kutai Timur (Tanjung Bara and Sangkulirang), Paser (Adang Bay), and Samarinda, with export values of US\$931.35 million, US\$907.56 million, and US\$213.71 million, respectively.*

## **2.5. Exports by Country/Economic Group**

*In 2023, the value of East Kalimantan's exports to ASEAN countries accounted for 21.89 percent of the total export value, reflecting a significant decline of US\$2,072.55 million or 25.95 percent compared to the previous year. This decline was primarily due to a decrease in exports to the Philippines, which fell by 34.79 percent from US\$3,467.74 million to US\$2,261.23 million.*

Penurunan ini terutama dipicu oleh penurunan ekspor batubara sebesar US\$1.142,97 juta (35,98 persen) dan minyak kelapa sawit sebesar US\$36,36 juta (16,56 persen).

Selain Filipina, ekspor Kalimantan Timur ke Malaysia juga mengalami penurunan sebesar US\$531,34 juta atau 23,25 persen. Penurunan ini terutama disebabkan oleh penurunan ekspor batubara sebesar US\$462,36 juta (27,34 persen) dan minyak kelapa sawit sebesar US\$113,73 juta (65,38 persen). Namun, ada kecuali dalam penurunan ini: ekspor Kalimantan Timur ke Vietnam dan Kamboja justru meningkat, masing-masing sebesar 101,12 persen dan 39,39 persen.

*The decrease in exports to the Philippines was mainly attributed to a reduction in coal exports by US\$1,142.97 million (35.98 percent) and palm oil exports by US\$36.36 million (16.56 percent).*

*In addition to the Philippines, exports from Kalimantan Timur to Malaysia also experienced a decrease of US\$531.34 million or 23.25 percent. This decline was largely due to reduced exports of coal by US\$462.36 million (27.34 percent) and palm oil by US\$113.73 million (65.38 percent). However, there were exceptions to this trend, with exports to Vietnam and Cambodia increasing by 101.12 percent and 39.39 percent, respectively.*

Tabel/Table 2.3

Ekspor Kalimantan Timur ke Negara-Negara ASEAN, 2019-2023 (Juta Kg, US\$ Juta)/  
Kalimantan Timur Exports to ASEAN Countries, 2019-2023 (Kg Million, US\$ Million)

Tahun Year	Malaysia	Filipina/ Philippines	Singapura Singapore	Thailand	Brunei Darussalam	Vietnam	Kamboja/ Cambodia	Laos/ Lao P D R	Myanmar	Jumlah/ Total
(1)	(2)	(3)	(4)	(5)	(6)	(7)	(8)	(9)	(10)	(11)
Berat Bersih (Juta Kg)/Net Weight (Kg million)										
2019	14 513,03	15 322,21	607,41	10 965,03	594,98	8 642,74	105,80	0,0034	75,86	50 827,05
2020	15 382,58	17 471,37	515,33	9 996,67	949,99	12 714,32	244,89	-	187,20	57 462,35
2021	14 800,34	20 399,65	606,06	8 256,76	1 191,71	9 965,45	161,58	-	115,33	55 496,87
2022	13 167,70	18 890,78	810,91	7 486,59	1 100,00	5 373,80	118,20	-	37,04	46 985,01
Nilai FOB (US\$ Juta )/FOB Value (US\$ million)										
2019	1 177,04	913,46	121,42	586,41	30,52	378,49	6,18	0,02	3,87	3 217,40
2020	1 015,10	887,39	56,24	444,43	41,91	448,77	12,93	-	13,35	2 920,13
2021	1 653,05	1 805,96	84,65	552,19	116,27	758,70	8,20	-	41,94	5 020,97
2022	2 285,24	3 467,74	366,43	895,89	144,43	785,52	17,76	-	24,42	7 987,43
2023	1 753,90	2 261,23	400,81	460,19	81,78	886,65	57,14	-	13,17	5 914,88

Sumber : Kementerian Keuangan (Ditjen Bea dan Cukai), Dokumen PEB dan PIB

Source : Ministry of Finance (Directorate General of Customs and Excise), PEB and PIB Documents



Dalam hal distribusi ekspor, sekitar 76,88 persen barang ekspor Kalimantan Timur ditujukan ke negara-negara APEC, meskipun kelompok ini mengalami penurunan sebesar 22,38 persen pada tahun 2023. Negara-negara utama dalam kelompok ini, seperti Tiongkok, Jepang, Filipina, Taiwan, dan Malaysia, memberikan kontribusi sebesar 62,09 persen terhadap ekspor Kalimantan Timur. Ekspor Kalimantan Timur ke negara-negara ini juga mengalami penurunan, dengan penurunan masing-masing sebesar US\$346,74 juta (3,90 persen) ke Tiongkok, US\$1.826,94 juta (42,81 persen) ke Jepang, US\$1.206,51 juta (34,79 persen) ke Filipina, US\$506,97 juta (22,20 persen) ke Taiwan, dan US\$531,34 juta (23,25 persen) ke Malaysia.

Di luar APEC, ekspor Kalimantan Timur ke Uni Eropa berkontribusi sebesar 2,11 persen dari total ekspor. Negara-negara utama dalam kelompok Uni Eropa yang menerima ekspor Kalimantan Timur adalah Spanyol, Belanda, dan Italia, dengan nilai ekspor masing-masing sebesar US\$174,02 juta, US\$132,08 juta, dan US\$101,16 juta. Ketiga negara ini memberikan kontribusi sebesar 1,51 persen terhadap total ekspor Kalimantan Timur.

*Regarding export distribution, approximately 76.88 percent of Kalimantan Timur's exports were directed to APEC member countries, although this group saw a negative growth of 22.38 percent in 2023. Within this group, the major contributing countries were China, Japan, the Philippines, Taiwan, and Malaysia, which together accounted for 62.09 percent of Kalimantan Timur's exports. Exports to these countries also decreased, with reductions of US\$346.74 million (3.90 percent) to China, US\$1,826.94 million (42.81 percent) to Japan, US\$1,206.51 million (34.79 percent) to the Philippines, US\$506.97 million (22.20 percent) to Taiwan, and US\$531.34 million (23.25 percent) to Malaysia.*

*Outside of APEC, Kalimantan Timur's exports to the European Union contributed 2.11 percent of the total export value. Within the EU, the leading importers from Kalimantan Timur were Spain, the Netherlands, and Italy, with export values of US\$174.02 million, US\$132.08 million, and US\$101.16 million, respectively. These three countries collectively contributed 1.51 percent to Kalimantan Timur's total exports.*

**Tabel/Table 2.4**  
**Nilai Ekspor Menurut Kelompok Negara Ekonomi, 2022-2023/**  
**Kalimantan Timur's Exports to Economic Group Countries, 2022-2023**

Kelompok Ekonomi/ <i>Economic Group</i>	2022 (US\$ Juta )/ (US\$ million)	2023 (US\$ Juta )/ (US\$ million)	Perubahan (US\$ Juta )/ <i>Changes (US\$ million)</i>	Pertumbuhan (% )/ <i>Growth (%)</i>	Peranan (% )/ <i>Contribution (%)</i>
(1)	(2)	(3)	(4)	(5)	(6)
<b>APEC</b>	<b>26 922,90</b>	<b>20 776,66</b>	<b>-6 146,24</b>	<b>-22,83</b>	<b>76,88</b>
<b>ASEAN</b>	<b>7 987,43</b>	<b>5 914,88</b>	<b>-2 072,55</b>	<b>-25,95</b>	<b>21,89</b>
-Malaysia	2 285,24	1 753,90	-531,34	-23,25	6,49
-Filipina/ <i>Philippines</i>	3 467,74	2 261,23	-1 206,51	-34,79	8,37
-Singapura/ <i>Singapore</i>	366,43	400,81	34,38	9,38	1,48
-Thailand	895,89	460,19	-435,71	-48,63	1,70
-Brunei Darussalam	144,43	81,78	-62,65	-43,38	0,30
-Vietnam	785,52	886,65	101,12	12,87	3,28
-Kamboja/ <i>Cambodia</i>	17,76	57,14	39,39	221,80	0,21
-Myanmar	24,42	13,17	-11,24	-46,05	0,05
<b>NAFTA</b>	<b>197,96</b>	<b>139,72</b>	<b>-58,25</b>	<b>-29,42</b>	<b>0,52</b>
-Amerika Serikat/ <i>USA</i>	175,28	94,63	-80,65	-46,01	0,35
-Kanada/ <i>Canada</i>	0,01	0,33	0,32	4 449,06	0,00
-Meksiko/ <i>Mexico</i>	22,68	44,76	22,08	97,35	0,17
<b>NEGARA APEC SELAIN ASEAN &amp; NAFTA</b>	<b>18 737,51</b>	<b>14 722,07</b>	<b>-4 015,44</b>	<b>-21,43</b>	<b>54,48</b>
-Taiwan	2 283,47	1 776,49	-506,97	-22,20	6,57
-Jepang/ <i>Japan</i>	4 267,36	2 440,42	-1 826,94	-42,81	9,03
-Hongkong	688,85	320,50	-368,35	-53,47	1,19
-Korea Selatan/ <i>Rep. of Korea</i>	2 220,17	1 481,29	-738,88	-33,28	5,48
-Tiongkok/ <i>China</i>	8 894,72	8 547,99	-346,74	-3,90	31,63
-Chili/ <i>Chile</i>	56,81	26,64	-30,17	-53,11	0,10
-Australia	252,17	99,75	-152,42	-60,44	0,37
-Selandia Baru/ <i>New Zealand</i>	18,81	15,36	-3,45	-18,35	0,06
-Papua Nugini/ <i>Papua New Guinea</i>	18,44	13,62	-4,82	-26,12	0,05
-Peru	36,70	-	-36,70	-100,00	-
<b>UNI EROPA/ EUROPEAN UNION</b>	<b>962,07</b>	<b>571,40</b>	<b>-390,67</b>	<b>-40,61</b>	<b>2,11</b>
-Belgia/ <i>Belgium</i>	113,47	6,49	-106,98	-94,28	0,02
-Perancis/ <i>France</i>	48,03	5,68	-42,35	-88,16	0,02
-Jerman/ <i>R.F. Germany</i>	12,11	1,17	-10,94	-90,35	0,00
-Yunani/ <i>Greece</i>	18,57	9,80	-8,77	-47,23	0,04
-Italia/ <i>Italy</i>	106,12	101,16	-4,96	-4,68	0,37
-Belanda/ <i>Netherland</i>	191,13	132,08	-59,05	-30,90	0,49
-Slovenia	51,29	25,33	-25,97	-50,62	0,09
-Spanyol/ <i>Spain</i>	180,14	174,02	-6,12	-3,40	0,64
-Polandia/ <i>Poland</i>	199,29	24,71	-174,59	-87,60	0,09
-Portugal	8,20	0,76	-7,44	-90,70	0,00
-Austria	0,00	0,00	0,00	-26,32	0,00
-Filandia/ <i>Finland</i>	12,32	-	-12,32	-100,00	-
-United Kingdom	-	0,09	0,09	-	0,00
-Irlandia/ <i>Ireland</i>	6,13	6,13	0,00	0,00	0,02
-Romania	5,03	13,38	8,35	166,09	0,05
-Latvia	10,24	-	-10,24	-100,00	-
-Croatia	-	70,60	70,60	-	0,20
<b>TIMUR TENGAH/ MIDDLE EAST</b>	<b>209,24</b>	<b>173,98</b>	<b>-35,26</b>	<b>-16,85</b>	<b>0,64</b>
<b>LAINNYA/OTHERS</b>	<b>7 964,03</b>	<b>5 502,66</b>	<b>-2 461,37</b>	<b>-30,91</b>	<b>20,36</b>
<b>JUMLAH/TOTAL</b>	<b>36 058,25</b>	<b>27 024,71</b>	<b>-9 033,54</b>	<b>-25,05</b>	<b>100,00</b>

Sumber : Kementerian Keuangan (Ditjen Bea dan Cukai), Dokumen PEB dan PIB

Source : Ministry of Finance (Directorate General of Customs and Excise), PEB and PIB Documents

Ekspor Kalimantan Timur ke Timur Tengah pada tahun 2023 mencapai US\$173,98 juta, berkontribusi sebesar 0,64 persen dari total ekspor, namun mengalami penurunan sebesar US\$35,26 juta atau 16,85 persen dibandingkan tahun sebelumnya.

*In 2023, Kalimantan Timur's exports to the Middle East reached US\$173.98 million, representing 0.64 percent of total exports, and saw a decline of US\$35.26 million or 16.85 percent compared to the previous year.*

<https://kaltim.bps.go.id>



**Lampiran/Appendix 1**  
**Ekspor Menurut Negara Tujuan, 2022-2023**  
*Export by Country of Destination, 2022-2023*

KODE/ CODE	NEGARA TUJUAN/ COUNTRY OF DESTINATION	2022		2023	
		NET WEIGHT (KG)	FOB VALUE (US\$)	NET WEIGHT (KG)	FOB VALUE (US\$)
(1)	(2)	(3)	(4)	(5)	(6)
AE	UNITED ARAB EMIRATES	18.559.662	23.528.110	35.387.921	31.250.842
AR	ARGENTINA	102.123.637	54.839.300	11.750.000	3.736.500
AT	AUSTRIA	930	869	680	640
AU	AUSTRALIA	378.331.775	252.173.887	245.408.129	99.751.749
BA	BOSNIA AND HERZEGOVINA	-	-	2.000.000	128.060
BD	BANGLADESH	7.048.404.817	1.047.582.506	9.338.968.678	938.954.467
BE	BELGIUM	137.056.363	113.469.237	8.747.182	6.493.506
BJ	BENIN	4.689.936	5.480.283	-	-
BN	BRUNEI DARUSSALAM	1.100.000.110	144.425.082	904.000.341	81.779.570
BR	BRAZIL	145.570.173	181.854.918	99.876.494	89.210.515
CA	CANADA	205	7.289	50.133	331.600
CL	CHILE	71.351.238	56.806.661	76.978.154	26.635.112
CN	CHINA	74.569.164.536	8.894.722.856	90.755.535.132	8.547.987.542
CO	COLOMBIA	5.400.044	2.953.824	-	-
DE	GERMANY, FED. REP. OF	9.273.133	12.107.738	478.728	1.168.454
DJ	DJIBOUTI	13.234.802	15.148.108	15.499.788	13.918.810
DZ	ALGERIA	9.849.322	12.189.208	18.234.961	13.972.044
EG	EGYPT	8.459.853	10.412.417	74.349.562	65.840.011
ES	SPAIN	169.414.892	180.135.906	197.396.647	174.015.056
FI	FINLAND	14.000.000	12.320.000	-	-
FR	FRANCE	72.389.727	48.030.190	11.729.314	5.684.933
GA	GABON	1.100	70.465	-	-
GB	UNITED KINGDOM	13.200.612	7.372.166	52.499	90.690
GH	GHANA	-	-	1.046	1.420
GM	GAMBIA	2.999.922	4.777.780	-	-
GR	GREECE	32.470.808	18.569.687	11.059.382	9.799.019
GY	GUYANA	11	2.578	-	-
HK	HONG KONG	2.079.247.470	688.851.458	2.045.165.135	320.501.135
HR	CROATIA	-	-	676.464.128	70.603.039
IE	IRELAND	11.000.000	6.133.050	-	-
IN	INDIA	52.193.207.322	5.622.166.529	50.898.680.856	3.646.998.402
IQ	IRAQ	21.999.450	21.328.153	43.973.748	37.861.175
IR	IRAN (ISLAMIC REPUBLIC OF)	165.000	510.000	-	-
IT	ITALY	86.768.658	106.121.146	228.045.402	101.158.189
JP	JAPAN	13.209.952.360	4.267.364.397	12.946.735.252	2.440.423.747
KE	KENYA	90.696.564	104.031.013	38.168.647	33.934.006
KH	CAMBODIA	118.200.000	17.757.683	614.634.000	57.144.246
KR	KOREA, REPUBLIC OF	12.448.048.377	2.220.173.256	11.519.138.420	1.481.294.319
KZ	KAZAKHSTAN	829	61.478	-	-
LK	SRI LANKA	5.288.499	3.569.737	-	-
LR	LIBERIA	77.700.000	7.713.279	-	-
LV	LATVIA	60.500.000	10.239.020	-	-

Lanjutan Lampiran/ *Continued Appendix 1*

KODE/ CODE	NEGARA TUJUAN/ COUNTRY OF DESTINATION	2022		2023	
		NET WEIGHT (KG)	FOB VALUE (US\$)	NET WEIGHT (KG)	FOB VALUE (US\$)
(1)	(2)	(3)	(4)	(5)	(6)
MA	MOROCCO	84.030.680	77.527.586	28.399.986	20.109.141
MH	MARSHALL ISLANDS	183.746	3.452.338	3.052.189	2.482.120
MM	MYANMAR	37.036.813	24.418.095	41.426.348	13.173.579
MN	MONGOLIA	19	3.056	-	-
MV	MALDIVES	89.000	50.000	-	-
MX	MEXICO	41.100.067	22.679.737	126.340.712	44.758.737
MY	MALAYSIA	13.167.698.687	2.285.241.215	13.624.520.820	1.753.903.798
MZ	MOZAMBIQUE	74.428.159	59.228.475	9.029.546	7.076.830
NG	NIGERIA	10.001.974	7.177.755	-	-
NL	NETHERLANDS	339.303.035	191.126.756	235.299.871	132.075.099
NO	NORWAY	3.345	404.825	14.124	2.254.634
RS	SERBIA	-	-	26.037	15.727
NZ	NEW ZEALAND	199.539.000	18.810.791	142.523.248	15.359.825
OM	OMAN	60.697.529	78.968.073	87.250.643	77.815.961
PE	PERU	39.508.938	36.703.803	-	-
PG	PAPUA NEW GUINEA	31.928.467	18.436.685	16.984.000	13.620.245
PH	PHILIPPINES	18.890.775.610	3.467.736.839	22.155.812.995	2.261.229.444
PK	PAKISTAN	2.836.061.487	454.595.155	2.440.746.568	563.140.831
PL	POLAND	1.373.901.492	199.294.851	224.711.000	24.705.988
PT	PORTUGAL	10.000.000	8.200.000	925.750	762.271
QA	QATAR	104	3.817	190	82.746
RO	ROMANIA	10.000.000	5.028.800	301.783.000	13.381.201
RS	SERBIA	258.900.000	14.046.982	532.637.000	22.276.191
SA	SAUDI ARABIA	15.910.956	22.505.121	21.818.458	20.878.656
SG	SINGAPORE	810.908.317	366.434.465	994.949.910	400.814.095
SI	SLOVENIA	400.454.000	51.291.229	235.212.000	25.325.700
SN	SENEGAL	5.849.764	6.488.678	-	-
TG	TOGO	64.458.756	75.243.062	2.799.936	2.304.232
TH	THAILAND	7.486.585.434	895.892.614	5.263.279.178	460.186.766
TN	TUNISIA	27.493.353	23.644.284	11.702.963	9.529.300
TR	TURKEY	62.907.997	57.917.759	6.549.526	6.093.086
TW	TAIWAN	13.157.175.696	2.283.466.575	11.188.965.217	1.776.494.627
TZ	TANZANIA, UNITED REP. OF	24.849.912	38.407.564	-	-
UA	UKRAINE	15.181.524	18.479.614	-	-
US	UNITED STATES	281.318.757	175.276.158	144.301.754	94.625.210
UY	URUGUAY	39.496.862	20.628.470	38.530.386	12.313.506
VN	VIET NAM	5.373.800.621	785.524.329	10.344.148.555	886.649.087
YE	YEMEN	4.799.832	4.479.587	-	-
ZA	SOUTH AFRICA	71.639.731	84.430.558	72.986.830	60.599.668
<b>TOTAL EXPORT</b>		<b>229.636.741.799</b>	<b>36.058.246.965</b>	<b>249.115.239.100</b>	<b>27.024.707.100</b>

Sumber : Kementerian Keuangan (Ditjen Bea dan Cukai), Dokumen PEB dan PIB

Source : Ministry of Finance (Directorate General of Customs and Excise), PEB and PIB Documents

**Lampiran/Appendix 2**  
**Ekspor Menurut Pelabuhan Muat, 2022-2023**  
*Export by Loading Port, 2022-2023*

KODE/ CODE	PELABUHAN MUAT/ PORT OF EXPORTATION	2022		2023	
		NET WEIGHT (KG)	FOB VALUE (US\$)	NET WEIGHT (KG)	FOB VALUE (US\$)
(1)	(2)	(3)	(4)	(5)	(6)
	<b>PASER</b>	<b>25.237.868.000</b>	<b>2.515.419.500</b>	<b>21.625.654.000</b>	<b>1.760.814.277</b>
64822	ADANG BAY	25.237.868.000	2.515.419.500	21.625.654.000	1.760.814.277
	<b>KUTAI KARTANEGARA</b>	<b>16.553.755</b>	<b>8.476.846</b>	<b>20.500.000</b>	<b>1.076.250</b>
64004	KOTABANGUN	-	-	20.500.000	1.076.250
64012	SANTAN TERMINAL, KL	16.553.755	8.476.846	-	-
	<b>KUTAI TIMUR</b>	<b>48.963.874.000</b>	<b>6.772.671.816</b>	<b>62.374.802.972</b>	<b>5.222.680.923</b>
64017	TANJUNG BARA, KL	40.816.984.000	6.323.322.603	49.446.263.050	4.681.205.296
64813	TANJUNG SANGATA	-	-	155.416.000	6.786.562
64826	SANGKULIRANG, KALIMANTAN	8.146.890.000	449.349.212	12.773.123.922	534.689.065
	<b>BERAU</b>	<b>24.298.663.396</b>	<b>2.966.469.851</b>	<b>19.731.918.510</b>	<b>1.830.380.426</b>
64008	MANGKAJANG	-	-	60.500.000	3.092.760
64806	TANJUNG REDEP	23.115.872.396	2.835.644.933	6.037.110.510	600.859.001
64997	MUARA BERAU	1.182.791.000	130.824.917	13.634.308.000	1.226.428.665
	<b>BALIKPAPAN</b>	<b>32.340.520.879</b>	<b>7.761.377.462</b>	<b>35.962.878.313</b>	<b>6.389.154.009</b>
64003	KARIANGAU	41.437	1.423.989	4.584.504	6.512.340
64803	BALIKPAPAN	32.340.083.158	7.752.180.362	35.956.906.714	6.373.309.420
64814	BALIKPAPAN/ SEPINGGAN (U)	396.284	7.773.111	1.387.095	9.332.249
	<b>SAMARINDA</b>	<b>82.437.815.400</b>	<b>10.004.779.275</b>	<b>92.890.067.686</b>	<b>7.589.569.817</b>
64805	SAMARINDA	82.437.815.400	10.004.779.275	92.890.067.686	7.589.569.817
	<b>BONTANG</b>	<b>16.341.446.370</b>	<b>6.029.052.216</b>	<b>16.509.417.619</b>	<b>4.231.031.398</b>
64002	BONTAN BAY	-	-	723.205.223	183.982.195
64816	BEKAPAI	766.095.000	88.704.744	142.700.000	10.272.826
64817	BONTANG	15.575.351.370	5.940.347.472	15.643.512.396	4.036.776.377
	<b>TOTAL EXPORT</b>	<b>229.636.741.799</b>	<b>36.058.246.965</b>	<b>249.115.239.100</b>	<b>27.024.707.100</b>

Sumber : Kementerian Keuangan (Ditjen Bea dan Cukai), Dokumen PEB dan PIB

Source : Ministry of Finance (Directorate General of Customs and Excise), PEB and PIB Documents

**Lampiran/Appendix 3**  
**Ekspor Menurut 21 Golongan Barang, 2022-2023**  
*Export by 21 Categories of Goods, 2022-2023*

GOLONGAN/ SECTION	DESKRIPSI/ DESCRIPTION	2022		2023	
		NET WEIGHT (KG)	FOB VALUE (US\$)	NET WEIGHT (KG)	FOB VALUE (US\$)
(1)	(2)	(3)	(4)	(5)	(6)
I	Binatang hidup, produk hewani <i>Live animals, animal product</i>	456.186	3.001.889	1.577.072	10.008.579
II	produk nabati <i>Vegetable product</i>	60.375.901	6.843.853	103.368.499	11.834.232
III	Lemak, minyak, malam nabati dan hewani <i>Fats, Oils, waxes of animals/vegetable</i>	2.914.027.519	3.093.751.317	3.618.227.585	2.988.943.238
IV	Makanan, minuman dan tembakau <i>Foodstuffs, beverages, spirits and tobacco</i>	177.146.494	53.802.622	246.876.622	48.886.455
V	Produk mineral <i>Mineral products</i>	223.159.362.244	30.671.237.643	241.881.614.999	22.753.098.122
VI	Produk industri kimia <i>Product of chemical or allied industries</i>	2.744.174.347	2.061.519.601	2.434.142.924	1.073.400.711
VII	Plastik, karet dan barang daripadanya <i>Plastics, rubber and articles thereof</i>	1.446	40.389	13.939	99.264
VIII	Kulit, kulit disamak dan barang daripadanya <i>Raw hides, skins, leather and articles</i>	12	46	-	-
IX	Kayu, barang dari kayu, barang nayaman <i>Wood and its articles, plaiting materials</i>	574.448.445	133.817.006	828.579.918	112.347.163
XI	Tekstil dan barang dari tekstil <i>Textiles and textile articles</i>	49	1.164	205	4.818
XIV	Mutiara, permata, semi permata <i>Pearls, precious or semiprecious stone etc</i>	169	3.939.086	1	22
XV	Logam tidak mulia dan barang daripadanya <i>Base metals and articles thereof</i>	528.137	2.788.509	187.572	875.056
XVI	Mesin, perlengkapan, listrik, elektronika <i>Machinery, electrical, electronic equipments</i>	4.789.870	15.588.249	572.223	23.751.847
XVII	Kendaraan, pesawat terbang, kapal <i>Vehicles, aircraft, vessels, etc</i>	1.415.423	11.394.843	54.280	1.030.479
XVIII	Alat optik, fotografi, musik, jam <i>Optical, photographic, musical instruments, etc</i>	13.838	494.083	4.736	96.972
XIX	Senjata, amunisi, bagian dan perlengkapan <i>Arms and ammunition, parts and accessories</i>	1.697	26.494	-	-
XX	Macam-macam hasil pabrik <i>Miscellaneous manufactured articles</i>	25	170	18.524	330.142
<b>TOTAL EXPORT</b>		<b>229.636.741.799</b>	<b>36.058.246.965</b>	<b>249.115.239.100</b>	<b>27.024.707.100</b>

Sumber : Kementerian Keuangan (Ditjen Bea dan Cukai), Dokumen PEB dan PIB

Source : Ministry of Finance (Directorate General of Customs and Excise), PEB and PIB Documents



**Lampiran/Appendix 4**  
**Ekspor Menurut Kelompok Komoditas, 2022-2023**  
*Export by Commodity Group, 2022-2023*

KOMODITI	BERAT BERSIH (KG)		PERUBAHAN	NILAI FOB (US\$)		PERUBAHAN
	2022	2023		2022	2023	
(1)	(2)	(3)	(4)	(5)	(6)	(7)
<b>MIGAS</b>	<b>4.538.494.823</b>	<b>4.795.664.071</b>	<b>5,67</b>	<b>2.998.928.550</b>	<b>2.712.425.632</b>	<b>-9,55</b>
GAS ALAM	3.518.815.015	3.608.031.720	2,54	2.226.518.528	2.028.900.675	-8,88
HASIL MINYAK	1.003.126.053	1.187.632.351	18,39	763.933.176	683.524.958	-10,53
MINYAK MENTAH	16.553.755	-	-100,00	8.476.846	-	-100,00
<b>NON MIGAS</b>	<b>225.098.246.976</b>	<b>244.319.575.029</b>	<b>8,54</b>	<b>33.059.318.415</b>	<b>24.312.281.468</b>	<b>-26,46</b>
<b>PERTANIAN</b>	<b>60.832.087</b>	<b>104.945.484</b>	<b>72,52</b>	<b>9.845.742</b>	<b>21.842.474</b>	<b>121,85</b>
<b>PEMUNGUTAN HASIL HUTAN BUKAN KAYU</b>	<b>60.370.901</b>	<b>103.339.739</b>	<b>71,17</b>	<b>6.802.453</b>	<b>11.781.448</b>	<b>73,19</b>
HASIL HUTAN BUKAN KAYU LAINNYA	60.370.901	103.339.739	71,17	6.802.453	11.781.448	73,19
<b>PERIKANAN BUDIDAYA</b>	<b>3.381</b>	<b>33.873</b>	<b>901,86</b>	<b>13.650</b>	<b>67.221</b>	<b>392,46</b>
RUMPUT LAUT DAN GANGGANG LAINNYA	-	25.760	NA	-	43.684	NA
UDANG HASIL BUDIDAYA	3.381	8.113	139,96	13.650	23.537	72,43
<b>PERIKANAN TANGKAP</b>	<b>452.805</b>	<b>1.568.872</b>	<b>246,48</b>	<b>2.988.239</b>	<b>9.984.705</b>	<b>234,13</b>
IKAN HIDUP HASIL TANGKAP	91.000	139.000	52,75	764.544	1.324.889	73,29
IKAN SEGAR / DINGIN HASIL TANGKAP	64.888	275.553	324,66	227.395	1.081.673	375,68
KEPITING	227.000	848.744	273,90	1.806.999	6.672.221	269,24
MOLUSKA	69.917	305.575	337,05	189.300	905.921	378,56
<b>PERTANIAN TANAMAN TAHUNAN</b>	<b>5.000</b>	<b>3.000</b>	<b>-40,00</b>	<b>41.400</b>	<b>9.100</b>	<b>-78,02</b>
LADA PUTIH	5.000	3.000	-40,00	41.400	9.100	-78,02
<b>INDUSTRI PENGOLAHAN</b>	<b>6.416.547.468</b>	<b>7.183.674.617</b>	<b>11,96</b>	<b>5.377.163.579</b>	<b>4.251.306.393</b>	<b>-20,94</b>
<b>INDUSTRI ALAT ANGKUTAN LAINNYA</b>	<b>1.248.217</b>	<b>570</b>	<b>-99,95</b>	<b>10.660.286</b>	<b>82.449</b>	<b>-99,23</b>
KAPAL LAUT DAN SEJENISNYA	1.174.263	146	-99,99	8.514.696	10.000	-99,88
SUKU CADANG KENDARAAN BERMOTOR	-	41	NA	-	3.289	NA
PESAWAT UDARA DAN BAGIANNYA	3.670	243	-93,38	1.177.702	64.000	-94,57
KENDARAAN TEMPUR DAN BAGIANNYA	69.440	-	-100,00	967.800	-	-100,00
SUKU CADANG KENDARAAN BERMOTOR RODA DUA ATAU TIGA	844	139	-83,49	88	5.160	5763,89
<b>INDUSTRI BAHAN KIMIA DAN BARANG DARI BAHAN KIMIA</b>	<b>2.887.303.981</b>	<b>2.602.929.473</b>	<b>-9,85</b>	<b>2.148.453.476</b>	<b>1.119.632.241</b>	<b>-47,89</b>
BARANG KIMIA LAINNYA	24.520.193	3.024.376	-87,67	24.520	23.113	-5,74
CAT DAN TINTA CETAK	3.880	8.000	106,19	94	3.840	3.985,11
DAMAR BUATAN (RESIN SINTETIS) DAN BAHAN BAKU	215	-	-100,00	1.056	-	-100,00
KIMIA DASAR ORGANIK LAINNYA	8.999.428	41.159.878	357,36	4.011.704	16.739.841	317,28
KIMIA DASAR ORGANIK YANG BERSUMBER DARI HASIL PERTANIAN	300.675.289	270.264.855	-10,11	293.606.187	201.245.146	-31,46
KIMIA DASAR ORGANIK YANG BERSUMBER DARI MINYAK	57.131.162	47.038.467	-17,67	17.018.316	11.778.263	-30,79
KIMIA DASAR ORGANIK YANG MENGHASILKAN BAHAN KIMIA	2.000	-	-	9.489	-	-100,00
PUPUK	2.352.842.395	2.072.647.348	-11,91	1.746.849.290	843.610.508	-51,71
SABUN DAN BAHAN PEMBERSIH KEPERLUAN RUMAH	143.129.419	168.786.549	17,93	86.932.819	46.231.531	-46,82

Lanjutan Lampiran/*Continued Appendix 4*

KOMODITI	BERAT BERSIH (KG)		PERUBAHAN	NILAI FOB (US\$)		PERUBAHAN
	2022	2023		2022	2023	
(1)	(2)	(3)	(4)	(5)	(6)	(7)
<b>INDUSTRI BARANG LOGAM, BUKAN MESIN DAN PERALATANNYA</b>	<b>14.435</b>	<b>116.766</b>	<b>708,90</b>	<b>260.029</b>	<b>4.372.697</b>	<b>1581,62</b>
ALAT POTONG DAN PERKAKAS TANGAN PERTUKANGAN	624	3.530	465,69	71.609	131.658	83,86
GENERATOR UAP, BUKAN KETEL PEMANAS	-	52.320	NA	-	3.617.537	NA
BARANG DARI KAWAT	5	3.935	78.606,80	21	20.764	96929,53
BARANG DARI LOGAM BUKAN ALUMINIUM SIAP PASANG	-	17.900	NA	-	326.800	NA
BARANG LOGAM LAINNYA	11.840	8.706	-26,46	158.569	105.963	-33,18
EMBER, KALENG, DRUM DAN WADAH SEJENIS DARI LOGAM	4	-	-100,00	3.329	-	-100,00
PAKU, MUR DAN BAUT	266	28.376	10.567,73	7	147.013	2052582,91
TANGKI, TANDON AIR DAN WADAH DARI LOGAM	-	139	NA	-	2.448	NA
SENJATA DAN AMUNISI	1.697	-	-100,00	26.494	-	-100,00
PERALATAN UMUM	-	1.859	NA	-	20.513	NA
<b>INDUSTRI KARET, BARANG DARI KARET DAN PLASTIK</b>	<b>1.231</b>	<b>13.967</b>	<b>1.035,00</b>	<b>39.333</b>	<b>99.317</b>	<b>152,50</b>
BAN VULKANISIR	-	130	NA	-	600	NA
BARANG DARI KARET LAINNYA	45	1.309	2.834,36	17.567	12.687	-27,78
BARANG DARI KARET UNTUK KEPERLUAN INDUSTRI	74	4	-94,28	319	223	-30,16
BARANG DARI KARET UNTUK KEPERLUAN RUMAH TANGGA	788	1.408	78,67	12.415	8.429	-32,11
BARANG DARI PLASTIK UNTUK BANGUNAN	28	-	-100,00	193	-	-100,00
BARANG DARI PLASTIK UNTUK PENGEMASAN	9	216	2.298,44	25	281	1024,44
BARANG PLASTIK LAINNYA	269	249	-7,30	5.965	867	-85,47
BARANG PLASTIK LEMBARAN	-	24	NA	-	17	NA
PIPA PLASTIK DAN PERLENGKAPANNYA	18	10.627	58.938,89	2.849	76.213	2575,07
<b>INDUSTRI KAYU, BARANG DARI KAYU DAN GABUS (TIDAK TERMASUK FURNITUR) DAN BARANG ANYAMAN DARI BAMBU, ROTAN DAN SEJENISNYA</b>	<b>574.448.445</b>	<b>828.579.918</b>	<b>44,24</b>	<b>133.817.006</b>	<b>112.347.163</b>	<b>-16,04</b>
KAYU GERGAJIAN	-	12.206	NA	-	33.373	NA
KAYU LAPIS	54.355.729	36.296.227	-33,22	94.303.821	34.330.258	-63,60
KAYU OLAHAN	517.220.355	781.924.606	51,18	37.207.347	68.461.215	84,00
PANEL KAYU LAINNYA	325.532	707.252	117,26	251.752	1.245.303	394,66
VENEER	2.546.829	9.519.061	273,76	2.054.087	8.175.423	298,01
BARANG BANGUNAN DARI KAYU	-	120.566	NA	-	101.591	NA
<b>INDUSTRI KENDARAAN BERMOTOR, TRAILER DAN SEMI TRAILER</b>	<b>84.616</b>	<b>78.873</b>	<b>-6,79</b>	<b>514.557</b>	<b>966.722</b>	<b>87,87</b>
KAROSERI KENDARAAN BERMOTOR RODA EMPAT ATAU LEBIH	18.000	31.870	77,06	72.530	304.200	319,41
KENDARAAN BERMOTOR RODA 4 DAN LEBIH	-	25.000	NA	-	10.000	NA
KURSI UNTUK KENDARAAN BERMOTOR RODA EMPAT ATAU LEBIH	-	4	NA	-	521	NA
SUKU CADANG KENDARAAN BERMOTOR RODA EMPAT ATAU LEBIH	66.616	21.999	-66,98	442.027	652.002	47,50

Lanjutan Lampiran/*Continued Appendix 4*

KOMODITI	BERAT BERSIH (KG)		PERUBAHAN	NILAI FOB (US\$)		PERUBAHAN
	2022	2023		2022	2023	
(1)	(2)	(3)	(4)	(5)	(6)	(7)
<b>INDUSTRI KOMPUTER, BARANG ELEKTRONIK DAN OPTIK</b>	<b>13.855</b>	<b>4.800</b>	<b>-65,36</b>	<b>471.861</b>	<b>105.341</b>	<b>-77,68</b>
ALAT UKUR DAN ALAT UJI	13.788	4.736	-65,65	468.051	96.972	-79,28
KOMPUTER DAN PERLENGKAPAN KOMPUTER	-	37	NA	-	136	NA
PERALATAN KOMUNIKASI LAINNYA	-	24	NA	-	1.454	NA
PERALATAN PEREKAM, PENERIMA DAN PENGGANDA AUDIO	47	-	-100,00	3.576	-	-100,00
PERLENGKAPAN KOMPUTER	10	-	-100,00	74	-	-100,00
SEMI KONDUKTOR DAN KOMPONEN ELEKTRONIK LAINNYA	10	2	-75,40	160	6.778	4136,86
<b>INDUSTRI KULIT, BARANG DARI KULIT DAN ALAS KAKI</b>	<b>12</b>	<b>-</b>	<b>-100,00</b>	<b>46</b>	<b>-</b>	<b>-100,00</b>
BARANG DARI KULIT DAN KULIT BUATAN UNTUK KEPERLUAN PRIBADI	12	-	-100,00	46	-	-100,00
<b>INDUSTRI LOGAM DASAR</b>	<b>513.870</b>	<b>141.026</b>	<b>-72,56</b>	<b>6.460.112</b>	<b>446.696</b>	<b>-93,09</b>
BESI/BAJA	513.701	140.860	-72,58	2.520.989	444.611	-82,36
TEMBAGA	-	89	NA	-	1.060	NA
ALUMUNIUM	-	77	NA	-	1.025	NA
LOGAM DASAR BUKAN BESI	0	-	-100,00	37	-	-100,00
LOGAM DASAR MULIA	169	-	-100,00	3.939.086	-	-100,00
<b>INDUSTRI MAKANAN</b>	<b>2.946.873.574</b>	<b>3.696.317.745</b>	<b>25,43</b>	<b>3.051.557.010</b>	<b>2.991.598.500</b>	<b>-1,96</b>
BUNGKIL DAN RESIDU	175.975.474	246.876.611	40,29	44.738.512	48.886.285	9,27
MINYAK KELAPA	18.677.139	-	-100,00	20.159.591	-	-100,00
MINYAK KELAPA SAWIT	2.752.181.511	3.343.559.960	21,49	2.986.605.649	2.854.297.425	-4,43
MINYAK MAKAN DAN LEMAK NABATI DAN HEWANI LAINNYA	39.450	65.790.190	166.668,54	53.258	57.596.618	108047,43
KEPITING DIOLAH ATAU DIAWETKAN	-	2	NA	-	16	NA
MAKANAN OLAHAN LAINNYA	-	9	NA	-	154	NA
MINYAK MAKAN DAN LEMAK NABATI	-	40.090.886	NA	-	30.817.665	NA
UDANG DIBEKUKAN	-	87	NA	-	337	NA
<b>INDUSTRI MESIN DAN PERLENGKAPAN YTDL</b>	<b>4.847.517</b>	<b>431.698</b>	<b>-91,09</b>	<b>15.447.543</b>	<b>16.912.616</b>	<b>9,48</b>
MESIN UNTUK KEPERLUAN KHUSUS	166.490	268.314	61,16	2.547.542	9.217.936	261,84
MESIN UNTUK KEPERLUAN UMUM	4.681.027	163.384	-96,51	12.900.001	7.694.680	-40,35
<b>INDUSTRI PENGOLAHAN LAINNYA</b>	<b>50</b>	<b>341</b>	<b>582,00</b>	<b>26.032</b>	<b>901</b>	<b>-96,54</b>
BARANG INDUSTRI KERAJINAN	50	340	580,00	26.032	879	-96,62
BARANG PERHIASAN DAN BARANG BERHARGA	-	1	NA	-	22	NA
<b>INDUSTRI PENGOLAHAN TEMBAKAU</b>	<b>1.171.020</b>	<b>-</b>	<b>-100,00</b>	<b>9.064.110</b>	<b>-</b>	<b>-100,00</b>
ROKOK KRETEK	1.171.020	-	-100,00	9.064.110	-	-100,00
<b>INDUSTRI PERALATAN LISTRIK</b>	<b>26.598</b>	<b>62.954</b>	<b>136,69</b>	<b>391.013</b>	<b>3.195.102</b>	<b>717,13</b>
PERALATAN LISTRIK	26.598	62.954	136,69	391.013	3.195.102	717,13

Lanjutan Lampiran/*Continued Appendix 4*

KOMODITI	BERAT BERSIH (KG)		PERUBAHAN	NILAI FOB (US\$)		PERUBAHAN
	2022	2023		2022	2023	
(1)	(2)	(3)	(4)	(5)	(6)	(7)
<b>INDUSTRI PAKAIAN JADI</b>	-	<b>205</b>	NA	-	<b>4.818</b>	NA
PAKAIAN JADI (KONVEKSI) DARI TEKSTIL	-	205	NA	-	4.818	NA
<b>INDUSTRI TEKSTIL</b>	<b>49</b>	-	<b>-100,00</b>	<b>1.164</b>	-	<b>-100,00</b>
BARANG TEKSTIL LAINNYA	49	-	-100,00	1.164	-	-100,00
<b>INDUSTRI FURNITUR</b>	-	<b>280</b>	NA	-	<b>1.942</b>	NA
FURNITUR DARI KAYU	-	3	NA	-	1.397	NA
FURNITUR LAINNYA	-	277	NA	-	545	NA
<b>INDUSTRI BARANG GALIAN BUKAN LOGAM</b>	-	<b>54.996.000</b>	NA	-	<b>1.539.888</b>	NA
SEMEN	-	54.996.000	NA	-	1.539.888	NA
<b>PERTAMBANGAN</b>						
<b>PERTAMBANGAN BATU BARA DAN LIGNIT</b>	<b>218.620.867.421</b>	<b>237.030.954.928</b>	<b>8,42</b>	<b>27.672.309.094</b>	<b>20.039.132.601</b>	<b>-27,58</b>
BATU BARA	192.997.227.421	199.762.423.928	3,51	25.701.456.963	17.908.451.318	-30,32
LIGNIT	25.623.640.000	37.268.531.000	45,45	1.970.852.131	2.130.681.283	8,11
<b>TOTAL EKSPOR</b>	<b>229.636.741.799</b>	<b>249.115.239.100</b>	<b>8,48</b>	<b>36.058.246.965</b>	<b>27.024.707.100</b>	<b>-25,05</b>

Sumber : Kementerian Keuangan (Ditjen Bea dan Cukai), Dokumen PEB dan PIB

Source : Ministry of Finance (Directorate General of Customs and Excise), PEB and PIB Documents

**Lampiran/Appendix 5**  
**Ekspor Menurut Kode HS 2 Digit, 2022-2023**  
**Export by 2-Digit HS Code, 2022-2023**

KODE HS HS CODE	DESKRIPSI/ DESCRIPTION	2022		2023	
		NET WEIGHT (KG)	FOB VALUE (US\$)	NET WEIGHT (KG)	FOB VALUE (US\$)
(1)	(2)	(3)	(4)	(5)	(6)
03	Fish and crustaceans, Molluscs and other aquatic invertebrates	456.186	3.001.889	1.577.072	10.008.579
09	Coffee, tea, mate, and spices	5.000	41.400	3.000	9.100
12	Oil seeds and oleaginous fruits; miscellaneous grains, seed, and fruits; industrial or medical plants; straw and fodder	-	-	25.760	43.684
14	Vegetable plaiting materials; vegetable products not elsewhere specified or included	60.370.901	6.802.453	103.339.739	11.781.448
15	Animal or vegetable fats and oils and their cleavage products; prepared edible fats; animal or vegetable waxes	2.914.027.519	3.093.751.317	3.618.227.585	2.988.943.238
16	Preparations of meat, fish, crustaceans, and mollusca	-	-	2	16
21	Miscellaneous edible preparations	-	-	9	154
23	Residues and waste from the food industries; prepared animal fodder	175.975.474	44.738.512	246.876.611	48.886.285
24	Tobacco and manufactured tobacco substitutes	1.171.020	9.064.110	-	-
25	Salt, sulphur, stones, and cements	54.996.000	1.539.888	54.996.000	1.539.888
27	Mineral fuels, mineral oils and products of their distillation; bituminous substances; mineral waxes	223.159.362.244	30.671.237.643	241.826.618.999	22.751.558.234
28	Inorganic chemicals; organic or inorganic compounds of precious metals, of rare-earth, of radioactive elements or of isotopes	1.055.406.024	937.893.660	991.507.957	446.541.209
29	Organic chemicals	66.132.590	21.039.510	88.198.345	28.518.104
31	Fertilizers	1.297.436.371	808.955.630	1.081.139.391	397.069.299
32	Tanning or dyeing extracts, tannins and their derivatives; dyes, pigments and other colouring matter; paints and varnishes; putty and other mastics; ink	3.880	94	8.000	3.840
38	Miscellaneous chemical products	325.195.482	293.630.707	273.289.231	201.268.259
39	Plastics and articles thereof	539	10.088	11.088	77.325
40	Rubber and articles thereof	907	30.301	2.851	21.939
42	Articles of leather; saddlery and harness; travel goods, handbags and similar containers; articles of animal gut (other than silk-worm gut)	12	46	-	-
44	Wood and articles of wood; wood charcoal	574.448.445	133.817.006	828.579.918	112.347.163
56	Wadding, felt, and non-wovens; special yarn; twine, cordage, ropes and cables and articles thereof	4	115	-	-
58	Special woven fabrics; tufted textile fabrics; lace; tapestries; embroidery	20	969	-	-
63	Other made up textile articles; sets; worn clothing and worn textile articles; rags	25	80	205	4.818
71	Natural and cultured pearls, precious/semi precious stones, and precious metal, and articles thereof, imitation jewellery; coin	169	3.939.086	1	22
72	Iron and steel	1.265	15.145	111.128	202.123
73	Articles of iron and steel	523.193	2.582.882	70.245	515.133
74	Copper and articles thereof	5	21	701	4.039
76	Aluminium and articles thereof	46	79.577	106	1.214
81	Other base metal; cermets; and articles thereof	0	37	-	-
82	Tools, implements, cutlery, spoon and forks, of base metal and parts thereof of base metal	624	71.609	3.530	131.658
83	Miscellaneous articles of base metal	3.004	39.237	1.862	20.890
84	Nuclear reactors, boilers, machinery and mechanical appliances; parts thereof	4.759.225	15.183.660	509.057	20.540.300
85	Electrical machinery and equipments and parts thereof; sound recorders/reproducers, television image and sound recorders and reproducers and parts and accessories of such articles	30.646	404.589	63.166	3.211.547

## Lanjutan Lampiran/*Continued Appendix 5*

KODE HS <i>HS CODE</i>	DESKRIPSI/ <i>DESCRIPTION</i>	2022		2023	
		NET WEIGHT (KG)	FOB VALUE (US\$)	NET WEIGHT (KG)	FOB VALUE (US\$)
(1)	(2)	(3)	(4)	(5)	(6)
86	Railway and tramway locomotive, mechanical traffic, and all kinds	18.000	72.530	31.870	304.200
87	Vehicles other than railway/tramway rolling-stock, and parts and accessories thereof	219.490	1.839.817	22.021	652.279
88	Aircraft, spacecraft, and parts thereof	3.670	967.800	243	64.000
89	Ships, boat, and floating structures	1.174.263	8.514.696	146	10.000
90	Optical, photographic, cinematographic, measuring, checking, precision, medical or surgical instruments and apparatus; parts and accessories thereof	13.838	494.083	4.736	96.972
93	Arms and ammunition; parts and accessories thereof	1.697	26.494	-	-
94	Furnitures, bedding, mattresses, mattress supports, cushions and stuffed furnishing; lamps and lighting fittings, Not elsewhere specified or included; illuminated signs, illuminated name plates and the like; prefabricated buildings	-	-	18.184	329.263
96	Miscellaneous manufactured articles	25	170	340	879
<b>TOTAL EXPORT</b>		<b>229.691.737.799</b>	<b>36.059.786.853</b>	<b>249.115.239.100</b>	<b>27.024.707.100</b>

Sumber : Kementerian Keuangan (Ditjen Bea dan Cukai), Dokumen PEB dan PIB

Source : Ministry of Finance (Directorate General of Customs and Excise), PEB and PIB Documents

**Lampiran/Appendix 6**  
**Ekspor Menurut Kode HS 8 Digit, 2022-2023**  
**Export by 8-Digit HS Code, 2022-2023**

HS Code	KELOMPOK KOMODITI/ DESCRIPTION	2021		2022	
		NET WEIGHT (KG)	FOB VALUE (US\$)	NET WEIGHT (KG)	FOB VALUE (US\$)
(1)	(2)	(3)	(4)	(5)	(6)
03019933	Live Leopard coral grouper (plectropomus leopardus)r, other than fry	91.000,00	764.544,27	-	-
03019936	Live Grouper other than leopard coral, brown-marbled, and humpback, other than fry	-	-	139.000,00	1.324.889,30
03024900	Sardinella, brisling or sprats, indian mackerels, seerfishes, jacks, crevalles, silver pomfrets, pacific saury, scads, capelin, kawakawa, bonitos, marlins, sailfishes, spearfish, fresh or chilled	5.881,00	22.879,62	100.792,00	394.583,92
03028911	Grouper, fresh or chilled	6.940,00	27.315,12	103.981,40	452.815,41
03028914	Savalai hairtails (lepturacanthus savala), belanger's croakers (johnius belangerii), reeve's croakers (chrysochir aureus) and bigeye croakers (pennahia anea), fresh or chilled	-	-	152,00	583,68
03028916	Torpedo scads (megalaspis cordyla), spotted sicklefish (drepane punctata) and great barracudas (sphyraena barracuda), fresh or chilled	-	-	150,00	101,87
03028917	Black pomfrets (parastromatus niger), fresh or chilled	-	-	210,00	237,69
03028918	Mangrove red snappers (lutjanus argentimaculatus), fresh or chilled	-	-	1.600,00	3.216,01
03028919	Fresh or chilled marine fish, other than HS code 03028911 to 03028918	42.567,00	172.466,88	68.668,00	230.134,59
03028929	Fresh or chilled fish other than marine fish, other than hs code 03028922 to 03028929	9.500,00	4.733,67	-	-
03061711	Giant tiger prawns (penaeus monodon), frozen, headless	-	-	87,00	336,84
03063311	Blue crabs (callinectes spp) and snow crabs (crabs of the family oregoniidae), live	227.000,00	1.806.999,32	-	-
03063391	Crab other than blue crabs (callinectes spp) and snow crabs (crabs of the family oregoniidae), live	-	-	848.744,00	6.672.221,30
03063631	Giant tiger prawns (penaeus monodon), fresh or chilled	2.026,00	8.185,32	3.051,00	12.094,37
03063639	Other shrimps and prawns other than giant tiger prawns, whiteleg shrimps, and giant river prawns, fresh or chilled	1.355,00	5.464,68	5.062,00	11.442,53
03072110	Scallops and other molluscs of the family pectinidae, live	-	-	1.408,00	4.181,76
03073110	Mussels (mytilus spp, perna spp), live	124,00	357,12	-	-
03077110	Clams, cockles and ark shells (families arcidae, arctiidae, cardiidae, donacidae, hiatellidae, mactridae, mesodesmatidae, myidae, semelidae, solecurtidae, solenidae, tridacnidae and veneridae), live	53.896,20	144.175,93	302.973,00	892.339,93
03079110	Molluscs, whether in shell or not, not elsewhere classified in subheadings 030711 to 030788, live	15.897,00	44.767,00	1.194,00	9.399,75
09041110	White pepper, neither crushed nor ground	5.000,00	41.400,00	3.000,00	9.100,00
12122112	Eucheuma cottonii, dried but not ground	-	-	25.760,00	43.684,00
14049091	Palm kernel shells	60.370.901,00	6.802.453,18	103.339.739,02	11.781.447,52
15111000	Crude palm oil	121.736.580,00	113.283.380,47	92.397.320,00	74.782.499,28
15119020	Refined palm oil	624.672.249,00	761.275.224,25	439.661.960,00	378.171.612,57
15119031	Solid fractions of palm oil, refined oil, but not chemically modified, with iodine value 30 or more, but less than 40	339.554.783,00	343.140.575,14	373.471.920,00	302.127.576,66

## Lanjutan Lampiran/*Continued Appendix 6*

HS Code	KELOMPOK KOMODITI/ DESCRIPTION	2021		2022	
		NET WEIGHT (KG)	FOB VALUE (US\$)	NET WEIGHT (KG)	FOB VALUE (US\$)
(1)	(2)	(3)	(4)	(5)	(6)
15119032	Solid fractions of palm oil, refined oil, but not chemically modified, with iodine value exceeding 40	-	-	5.399.925,00	4.585.336,05
15119037	Liquid fractions of palm oil, refined oil, but not chemically modified, with iodine value 55 or more, but less than 60	1.449.343.509,00	1.501.867.877,91	2.185.215.578,00	1.877.761.037,28
15119049	Fractions of unrefined palm oil, other than solid fractions, but not chemically modified, with packing of a net weight more than 25 kg	51.796.735,00	51.877.414,05	7.999.672,00	7.119.708,08
15132110	Crude palm kernel oil	18.677.139,00	20.159.591,03		
15132995	Palm kernel oil, refined, bleached and deodorised (rbd)	165.077.655,00	215.161.177,49	239.413.585,00	209.749.655,24
15162046	Vegetable fats and oils and their fractions of fruit of the oil palm, hydrogenated, in other forms	-	-	40.090.886,00	30.817.664,88
15180032	Inedible mixtures or preparations of the palm oil fruits or of palm oil or palm kernel olein, neutralised, bleached and deodorised (nbd) or refined, bleached and deodorised (rbd)	39.450,00	53.257,50	-	-
15180038	Inedible mixtures or preparations of the fruit of the oil palm or of palm kernels, other	-	-	3.401.495,00	2.836.874,00
15200010	Crude glycerol	143.129.419,00	86.932.819,07	168.786.549,00	46.231.530,65
15220010	Degras	-	-	99.950,00	19.990,00
15220090	Residues resulting from the treatment of fatty substances or animal or vegetable waxes	-	-	62.288.745,00	54.739.753,66
16051014	Crab other than swimming crabs, king crabs, and snow crabs, prepared or preserved, in airtight containers for retail sale	-	-	1,70	16,32
21069055	Non-alcoholic preparations of a kind used for the making or for the manufacture of beverages, composite concentrates for simple dilution with water to make beverages	-	-	9,00	153,60
23066010	Oil-cake & oth solid residues, of palm nuts or kernels, resulting from the extraction of vegetable/microbial fats/oils, oth than those of heading 2304 / 2305, ground or in the form of pellets	147.418.307,00	23.644.603,00	209.198.288,00	31.806.070,41
23066090	Oil-cake & oth solid residues, of palm nuts or kernels, resulting from the extraction of vegetable/microbial fats/oils, oth than those of heading 2304 / 2305, other than ground/in the form of pellets	455.960,00	129.492,86	20.845.976,20	2.825.240,55
23069090	Oil-cake & oth solid residues, w.o.n ground/in the form of pellets, resulting from the extraction of vegetable/microbial fats/oils, oth than those of heading 2304 / 2305, other than HS code 23061000 to 23069010	28.101.207,00	20.964.416,25	16.832.347,00	14.254.974,21
24022090	Cigarettes containing tobacco, other than beedies and clove cigarettes	1.171.019,60	9.064.110,00	-	-
25231090	Cement clinkers, not of a kind used in the manufacture of white cement	-	-	54.996.000,00	1.539.888,00
27011210	Bituminous coal, whether or not pulverised, but not agglomerated, coking coal	13.566.414.000,00	3.753.698.502,13	18.803.536.000,00	2.743.649.095,46
27011290	Bituminous coal, whether or not pulverised, but not agglomerated, other than coking coal	18.441.629.777,10	3.131.585.270,84	23.283.364.353,00	2.618.290.348,36
27011900	Coal, whether or not pulverised, but not agglomerated, other than antracite and bituminous	160.989.183.643,50	18.816.173.190,14	157.675.523.574,92	12.546.511.874,14
27021000	Lignite, whether or not pulverised, but not agglomerated	25.623.640.000,00	1.970.852.130,66	37.268.531.000,00	2.130.681.283,43



Lanjutan Lampiran/*Continued Appendix 6*

HS Code	KELOMPOK KOMODITI/ DESCRIPTION	2021		2022	
		NET WEIGHT (KG)	FOB VALUE (US\$)	NET WEIGHT (KG)	FOB VALUE (US\$)
(1)	(2)	(3)	(4)	(5)	(6)
27090020	Condensates	16.553.755,00	8.476.845,76	-	-
27101979	Fuel oils	532.766.447,00	352.240.488,03	1.187.632.351,00	683.524.957,53
27111100	Liquefied, natural gas	3.518.815.015,00	2.226.518.528,24	3.608.031.720,00	2.028.900.674,69
27139000	Other residues of petroleum oils or of oils obtained from bituminous minerals, other than petroleum coke and petroleum bitumen	470.359.606,00	411.692.687,66	-	-
28141000	Anhydrous ammonia	1.055.406.024,00	937.893.660,01	991.507.957,00	446.541.208,86
29051100	Methanol (methyl alcohol)	57.131.162,00	17.018.316,17	47.038.467,00	11.778.263,01
29054500	Glycerol	8.998.598,00	4.010.266,69	41.159.878,00	16.739.840,65
29121900	Acyclic aldehydes without other oxygen function, other than Methanal (formaldehyde) and Ethanal (acetaldehyde)	830,00	1.437,76	-	-
29299010	Sodium cyclamate	2.000,00	9.489,20	-	-
31021000	Urea, whether or not in aqueous solution	1.273.651.371,00	789.943.994,84	1.035.229.391,00	363.406.285,65
31023000	Ammonium nitrate, whether or not in aqueous solution	23.785.000,00	19.011.635,43	45.910.000,00	33.663.013,29
32099000	Paints and varnishes (including enamels and lacquers), other than based on acrylic or vinyl polymers	3.880,00	94,00	8.000,00	3.840,00
38231920	Industrial monocarboxylic fatty acids, other than acid oils from refining, palm fatty acid distillate	240.196.279,00	221.797.100,83	234.266.786,00	169.821.126,37
38231930	Industrial monocarboxylic fatty acids, other than acid oils from refining, palm kernel fatty acid distillate	5.996.599,00	5.077.349,73	10.000.867,00	6.806.640,77
38249940	Chemical products & preparations of the chemical or allied industries, composite inorganic solvents	-	-	12.930,15	20.102,00
38256900	Residual products, other wastes from chemical or allied industries, other than mainly containing organic constituents	24.520.193,00	24.520,20	3.011.446,00	3.011,45
38260022	Biodiesel, not containing petroleum oil, Palm Methyl Ester with ester alkyl content > 98 %	54.482.411,00	66.731.735,98	25.997.202,00	24.617.378,72
39069020	Acrylic polymers, other than poly(methyl methacrylate), in primary forms, in dispersion	215,00	1.056,00	-	-
39173129	Flexible tubes, pipe & hose, min burst pressure 27.6 Mpa, other than further worked than merely surface worked, other than HS 39173121-39173125	8,00	2.783,00	-	-
39173299	Tubes, pipe & hose, other than HS 39173100, without fittings, not further worked than merely surface-worked, other than HS 39173293-39173295	10,00	66,00	-	-
39173999	Tubes, pipe & hose, other than HS 39173100-39173300, other than further worked than merely surface-worked, other than 39173991-39173994	-	-	10.627,00	76.212,79
39189099	Wall or ceiling coverings of plastic, of vulcanised fibre	28,00	192,58	-	-
39199091	Self-adhesive plates, sheets, film, foil, tape, strip and other flat shapes, of chemical derivatives of natural rubber, in rolls of a width > 20 cm	-	-	24,31	17,34
39235000	Spoils, corks, bobbins & similar supports, stoppers, lids, caps and other closures, for the conveyance or packing of goods	9,00	25,00	215,86	281,11
39264000	Plastics, statuettes and other ornamental articles	35,00	120,00	-	-
39269039	Plastics, hygienic, medical and surgical articles, other than plastic moulds with denture imprints	-	-	1,53	380,86

## Lanjutan Lampiran/*Continued Appendix 6*

HS Code	KELOMPOK KOMODITI/ DESCRIPTION	2021		2022	
		NET WEIGHT (KG)	FOB VALUE (US\$)	NET WEIGHT (KG)	FOB VALUE (US\$)
(1)	(2)	(3)	(4)	(5)	(6)
39269049	Plastics, safety and protective devices, other than HS 39269041 - 39269044	150,00	3.645,44	-	-
39269093	Plastics, bucles, adjusters, hooks and cord stoppers	84,00	2.200,00	-	-
39269099	Plastics, n.e.c. in heading no. 3923	-	-	219,22	433,13
40091100	Tubes, pipes & hoses, vulcanised rubber other than hard rubber, not reinforced/otherwise combined with oth materials without fittings	8,00	435,00	24,31	177,80
40092290	Tubes, pipes & hoses of vulcanised rubber other than hard rubber, reinforced or combined with metal, with fittings, other than HS 40092210	-	-	1.354,85	6.873,20
40093199	Tubes, pipes & hoses of vulcanised rubber other than hard rubber, reinforced/combined w/textile, without fittings, n.e.c. in subheading 400931	612,00	11.600,00	28,61	1.170,10
40093290	Tubes, pipes & hoses of vulcanised rubber other than hard rubber, reinforced/combined with textile, with fittings, n.e.c. in 400932	124,00	221,74	-	-
40094290	Tubes/pipes & hoses, vulcanised rubber other than hard rubber, reinforced/combined with other materials, with fittings n.e.c. 400942	44,00	158,40	0,12	207,68
40101900	Conveyor belts or belting, of vulcanised rubber, other than reinforced only with metal or textile material	-	-	3,23	180,23
40103200	Endless transm belts trapezoidal cross-section (Vbelts), oth thn V-ribbed, outside circum exceed 60 cm but not exceed 180 cm	-	-	1,00	42,38
40103900	Transmission belts or belting, of vulcanised rubber, other than HS 40103100-40103600	74,00	318,75	-	-
40122030	Used pneumatic tyres of rubber, of a kind used on aircraft	-	-	130,00	600,00
40169320	Gaskets and o-rings, of a kind used on motor vehicles of heading 8702, 8703, 8704 or 8711	-	-	49,69	2.454,09
40169390	Gaskets, washers and other seals of vulcanised rubber other than hard rubber, n.e.c. sub heading 401693	25,40	17.000,00	216,64	5.726,75
40169911	Parts & access kind used for vehicles of Chapter 87 for vehicles of head 8702, 8703, 8704 or 8705, oth thn weatherstripping	-	-	29,20	716,67
40169919	Parts & accessories of a kind used for vehicles of Chapter 87 of vulcanised rubber exc hard rubber other than HS 40169911-40169919	-	-	1,92	73,08
40169959	Articles used in machinery/mechanical/electric appliances/oth technical uses, noncellular rubber, other than HS 40169951-40169954	-	-	860,39	2.172,64
40169960	Rail pads of vulcanised rubber other than hard rubber, non-cellular rubber	19,20	567,40	-	-
40169999	Articles of vulcanised rubber other than hard rubber, non-cellular rubber, n.e.c. in heading 4016	-	-	12,25	700,46
40170020	Articles of hard rubber other than floor tiles and wall tiles	-	-	138,63	843,60
42029990	Cases & containers, n.e.c. in head 4202, of vulcanised fibre/of paperboard/wholly/mainly covered with such materials/w paper	12,00	46,00	-	-

## Lanjutan Lampiran/*Continued Appendix 6*

HS Code	KELOMPOK KOMODITI/ DESCRIPTION	2021		2022	
		NET WEIGHT (KG)	FOB VALUE (US\$)	NET WEIGHT (KG)	FOB VALUE (US\$)
(1)	(2)	(3)	(4)	(5)	(6)
44012200	Wood in chips or particles, from non-coniferous	513.954.490,00	36.973.346,75	777.943.930,00	67.370.813,62
44013100	Sawdust and wood waste and scrap, agglomerated in logs, briquettes, pellets or similar forms : wood pellets	3.265.865,00	234.000,00	3.478.000,00	322.000,00
44072513	Wood, tropical wood, of dark red meranti or light red meranti, planed, sanded or end-jointed	-	-	12.206,00	33.373,37
44081090	Wood, coniferous, other than cedar wood pencil slats radiata pinewood used for blockboard manufacture, other than face veneer sheets	155.812,00	105.865,04	54.453,00	55.455,00
44083100	Dark Red Meranti, Light Red Meranti and Meranti Bakau of tropical wood, sheets for veneering, plywood and laminated wood	4.749,00	3.969,32	192.722,00	160.546,85
44083920	Face veneer sheets of tropical wood, other than Red Meranti, Light Red Meranti and Meranti Bakau	97.547,00	51.022,76	183.159,00	119.539,14
44083990	Other than Jelutong wood pencil slats and face veneer sheets, other than Red Meranti, Light Red Meranti, and Meranti Bakau	-	-	1.618.478,00	1.329.295,20
44089010	Face veneer sheets, of non-coniferous and other than tropical wood	-	-	22.910,00	15.569,96
44089090	Wood, other than in heading 4408, sheets for veneer/plywood, oth wood sawn, slice/peel, whether/not plan, sand/end-join,thickness6mm	2.288.721,00	1.893.229,51	7.447.339,49	6.495.016,51
44092900	Wood, non-coniferous, other than in heading 4409, continuously shaped along any of its edge, ends/faces, whether or not planed, sanded or end-jointed	-	-	502.675,59	768.401,74
44123100	Plywood, consisting solely of sheets of wood (not bamboo), each ply ≤ 6mm thickness, with at least one outer ply of tropical wood	51.071.300,86	90.744.308,35	36.226.277,00	34.264.754,02
44123400	Plywood, consisting solely of sheets of wood (not bamboo), each ply ≤ 6mm thickness, with at least one outer ply of non-coniferous wood not specified under subheading 441233	105.300,00	97.024,00	69.950,00	65.504,00
44123900	Plywood, consisting solely of sheets of wood (not bamboo), each ply ≤ 6mm thickness, with both outer plies of coniferous wood	3.179.128,00	3.462.488,80	-	-
44124190	Laminated veneered lumber, with at least one outer ply of tropical wood other than teak	-	-	153.054,00	150.445,80
44125100	Blockboard, laminboard, and battenboard, with at least one outer ply of tropical wood	199.176,00	149.314,00	454.075,00	1.035.234,09
44129190	Other plywood, with at least one outer ply of tropical wood other than teak	-	-	48.113,00	31.850,00
44184000	Shuttering for concrete constructional work	-	-	116.650,00	90.625,00
44189200	Builders' joinery and carpentry of wood, other than HS 44181100-44188900, of cellular wood panels	-	-	3.916,00	10.966,16
44219996	Barecore, of other than bamboo	126.356,00	102.437,73	52.010,00	27.773,00
56090000	Articles of yarn, strip or the like of heading 5404 or 5405, twine, cordage, rope or cables, not elsewhere specified or included	4,00	115,00	-	-
58063210	Narrow woven fabrics suitable for the manufacture of inked ribbons for typewriters or similar machines; safety seat belt fabrics; other woven fabrics; of man-made fibres	19,50	969,01	-	-

## Lanjutan Lampiran/*Continued Appendix 6*

HS Code	KELOMPOK KOMODITI/ DESCRIPTION	2021		2022	
		NET WEIGHT (KG)	FOB VALUE (US\$)	NET WEIGHT (KG)	FOB VALUE (US\$)
(1)	(2)	(3)	(4)	(5)	(6)
63072000	Life-jackets and life-belts	25,00	80,00	-	-
63090000	Worn clothing and other worn articles	-	-	205,00	4.818,00
71129200	Waste and scrap of platinum, including metal clad with platinum but excluding sweepings containing other precious metals	169,00	3.939.086,00	-	-
71171920	Imitation jewellery of base metal, whether or not plated with precious metal; other than cuff-links and studs; other than bangles	-	-	1,00	22,20
72026000	Ferro-nickel	-	-	109.992,00	144.199,24
72209090	Flat-rolled products of stainless steel, of a width < 600 mm; other than not further worked than hot-rolled or cold-rolled; hoop and strip, of a width > 400 mm	3,60	2.023,03	-	-
72222090	Bars and rods, not further worked than cold-formed or cold-finished; other than of circular cross-section	40,00	6.030,39	-	-
72286090	Other bars and rods of other alloy steel, other than of circular cross-section; other than those of subheading 722810-722850	1.221,39	7.091,72	1.136,23	57.923,27
73012000	Welded angles, shapes and sections, of iron or steel	-	-	301,57	436,98
73029090	Railway/tramway track construction material of iron/steel, the following: check-rails & rack rails, chairs, chair wedges, rail clips, bedplates, ties & other material specialized for jointing/fixing rails	975,00	5.552,00	-	-
73042290	Drill pipe, of stainless steel, of a kind used in drilling for oil or gas; other than with yield strength less than 80,000 psi, without threaded end	221.642,25	1.020.550,52	-	-
73042390	Drill pipe, of iron/other than cast iron, of a kind used in drilling for oil or gas; with yield strength < 80,000 psi, with threaded end; or with yield strength ≥ 80,000 psi, whether/not with threaded end	200.086,00	1.091.831,63	-	-
73042920	Casing and tubing with yield strength less than 80,000 psi, with threaded end; other than of stainless steel	54.450,00	231.326,90	-	-
73043110	Drillrod casing and tubing with pin and box threads; cold-drawn or cold-rolled (cold-reduced); of circular cross-section, of iron or non-alloy steel	210,00	5.362,57	-	-
73043990	Tubes, pipes & hollow profiles, seamless, of circular cross-section, of iron/ non-alloy steel; cold-drawn/ cold-rolled; other than those of HS 73043920 - 73043940	-	-	192,00	111,23
73044900	Tubes, pipes & hollow profiles, seamless, of circular cross-section, of stainless steel; other than cold-drawn or cold-rolled (cold-reduced)	63,60	8.805,19	20,00	129,70
73052000	Casing of a kind used in drilling for oil or gas	30.500,00	109.423,60	-	-
73065099	Other tubes, pipes and hollow profiles; welded, of circular cross-section, of other alloy steel; with an external diameter not less than 12.5 mm	-	-	10.045,89	91.965,34
73069094	Other tubes, pipes and hollow profiles of iron or steel; high pressure pipes, with an external diameter of less than 12.5 mm	-	-	2.510,15	9.307,23
73069099	Other tubes, pipes and hollow profiles of iron or steel; n.e.c. in heading 7306	-	-	1.690,92	10.829,39
73071110	Cast fittings, of non-malleable cast iron; hubless tube or pipe fittings	-	-	305,87	629,62
73071900	Cast fittings, other than of non-malleable cast iron;	-	-	1.433,78	4.420,66

## Lanjutan Lampiran/*Continued Appendix 6*

HS Code	KELOMPOK KOMODITI/ DESCRIPTION	2021		2022	
		NET WEIGHT (KG)	FOB VALUE (US\$)	NET WEIGHT (KG)	FOB VALUE (US\$)
(1)	(2)	(3)	(4)	(5)	(6)
73072110	Flanges; of stainless steel; having an internal diameter of less than 15 cm	273,00	3.356,54	-	-
73072210	Threaded elbows, bends and sleeves; of stainless steel; having an internal diameter of less than 15 cm	2.700,00	27.172,84	-	-
73072910	Tube or pipe fittings; of stainless steel; other than flanges or threaded elbows, bends and sleeves or butt welding fittings; having an internal diameter of less than 15 cm	-	-	301,57	4.813,22
73072990	Tube or pipe fittings; of stainless steel; other than flanges or threaded elbows, bends and sleeves or butt welding fittings; having an internal diameter of not less than 15 cm	6,00	920,00	7,20	4,60
73079110	Flanges of iron or steel; other than of stainless steel; having an internal diameter of less than 15 cm	-	-	970,41	1.254,40
73079190	Flanges of iron or steel; other than of stainless steel; having an internal diameter of not less than 15 cm	-	-	396,14	5.183,45
73079210	Threaded elbows, bends and sleeves of iron or steel; other than of stainless steel; having an internal diameter of less than 15 cm	-	-	1.659,02	19.903,21
73079290	Threaded elbows, bends and sleeves of iron or steel; other than of stainless steel; having an internal diameter of not less than 15 cm	-	-	5.075,60	47.741,16
73079310	Butt welding fittings of iron or steel; other than of stainless steel; having an internal diameter of less than 15 cm	-	-	90,00	3.237,00
73079910	Tube or pipe fittings of iron or steel; other than of stainless steel; other than flanges or threaded elbows, bends and sleeves or butt welding fittings; having an internal diameter of less than 15 cm	-	-	3.471,21	37.001,18
73079990	Tube/pipe fittings of iron or steel; oth than of stainless steel; other than flanges or threaded elbows, bends and sleeves or butt welding fittings; having an internal diameter of not less than 15 cm	1.530,00	1.542,00	1.260,77	5.520,36
73129000	Plaited bands, slings and the like, of iron or steel, not electrically insulated	-	-	100,00	550,00
73151290	Articulated link chain and parts thereof; other than bicycle or motorcycle non roller chain of iron or steel	1.697,00	33.946,48	-	-
73158200	Chain of iron or steel; other than articulated link chain; other than stud-link chain; welded link	27,82	30,03	-	-
73158990	Chain of iron or steel; other than articulated link chain; other than in subheading of 731581 and 731582; other than bicycles or motorcycle chain	500,00	2.000,00	6,40	25.953,95
73159090	Parts of chain of iron or steel; other than parts of bicycle or motorcycle chain	-	-	12,00	14.951,37
73181410	Threaded articles; self-tapping screws, having a shank of an external diameter not exceeding 16 mm	-	-	1.938,55	12.382,45
73181490	Threaded articles; self-tapping screws, having a shank of an external diameter exceeding 16 mm	-	-	28,61	1.114,28

## Lanjutan Lampiran/*Continued Appendix 6*

HS Code	KELOMPOK KOMODITI/ DESCRIPTION	2021		2022	
		NET WEIGHT (KG)	FOB VALUE (US\$)	NET WEIGHT (KG)	FOB VALUE (US\$)
(1)	(2)	(3)	(4)	(5)	(6)
73181510	Threaded articles; other screws and bolts, whether or not with their nuts or washers, having a shank of an external diameter not exceeding 16 mm	-	-	5.043,93	19.027,17
73181590	Threaded articles; other screws and bolts, whether or not with their nuts or washers, having a shank of an external diameter exceeding 16 mm	266,00	7,16	5.428,53	14.718,23
73181610	Threaded articles; nuts, whether or not with their nuts or washers, having a shank of an external diameter not exceeding 16 mm	-	-	138,63	55,26
73181690	Threaded articles; nuts, whether or not with their nuts or washers, having a shank of an external diameter exceeding 16 mm	-	-	1.432,58	15.416,35
73181910	Threaded articles; having a shank of an external diameter not exceeding 16 mm; other than those of subheading 731811 - 731816	-	-	167,24	167,36
73182100	Non-threaded articles; spring washers and other lock washers	-	-	715,54	489,73
73182200	Non-threaded articles; other washers	-	-	2.918,04	8.767,54
73182310	Non-threaded articles; rivets having an external diameter not exceeding 16 mm	-	-	138,63	60,40
73182400	Non-threaded articles; cotters and cotter-pin	-	-	1.019,03	1.620,67
73182910	Non-threaded articles; having a shank of an external diameter not exceeding 16 mm; other than those of subheading 731821 - 731824	-	-	5.358,49	13.312,19
73182990	Non-threaded articles; having a shank of an external diameter exceeding 16 mm; other than those of subheading 731821 - 731824	-	-	3.435,73	56.902,36
73194010	Safety pins	-	-	693,15	9.398,63
73194020	Other pins	-	-	3.180,12	19.954,44
73201011	Leaf-springs and leaves; suitable for use on motor vehicles of heading 8702, 8703 or 8704	-	-	300,60	2.279,79
73202090	Helical springs; not suitable for use on motor vehicles or machinery of heading 8429 or 8430	-	-	2.781,44	7.756,24
73209090	Other springs and leaves for springs, of iron or steel; not suitable for use on motor vehicles	-	-	753,30	10.178,29
73221900	Radiators and parts thereof; other than cast iron	-	-	138,63	2.447,76
73251090	Other cast articles of iron or steel; of non-malleable iron other than manhole covers, gratings, frames therefor, spouts and cups for latex collection	-	-	1.585,00	13.230,00
73261900	Other articles of iron or steel, other than grinding balls and similar articles for mills, forged or stamped but not further worked	-	-	300,00	1.470,00
73269030	Stainless steel clamp assemblies with rubber sleeves of a kind used for hubless cast iron pipes and pipe fittings; of iron or steel	12,00	188,00	2.653,52	10.988,69
73269099	Other articles of iron or steel, n.e.c. in heading 7326	8.253,86	40.866,25	244,84	9.450,87
74112900	Copper tubes and pipes; of copper alloys of other than copper-zinc, copper-nickel base alloys (cupro-nickel) or copper-nickel-zinc base alloys (nickel-silver))	-	-	7,00	50,76

## Lanjutan Lampiran/*Continued Appendix 6*

HS Code	KELOMPOK KOMODITI/ DESCRIPTION	2021		2022	
		NET WEIGHT (KG)	FOB VALUE (US\$)	NET WEIGHT (KG)	FOB VALUE (US\$)
(1)	(2)	(3)	(4)	(5)	(6)
74122099	Tube or pipe fittings other than of copper-zinc base alloys (brass), other than hose fittings	-	-	81,53	1.008,86
74130091	Cables; of copper electrically insulated of a diameter exceeding 2828 mm	5,00	21,40	-	-
74152100	Washers (including spring washers) not threaded (other than those of heading 8305); of cooper	-	-	138,63	2.328,30
74153310	Screws threaded (other than those of heading 8305); of copper	-	-	474,00	650,87
76090000	Aluminium tube or pipe fittings (for example, couplings, elbows, sleeves)	-	-	77,23	1.025,29
76129090	Other aluminium casks, drums, cans, boxes and containers for any material	4,00	3.329,25	-	-
76169990	Other articles of aluminium	41,82	76.247,72	28,61	188,44
81089000	Other articles of titanium	0,20	37,45	-	-
82032000	Pliers (including cutting pliers), pincers, tweezers and similar tools	12,00	44,00	-	-
82041100	Hand-operated spanners and wrenches; non-adjustable	75,00	89,00	40,37	3.769,31
82041200	Hand-operated spanners and wrenches; adjustable	47,10	16.564,29	5,02	394,14
82042000	Interchangeable spanner sockets, with or without handles	-	-	415,89	282,49
82055900	Glaziers' diamondstools	6,00	2,00	678,29	14.022,33
82057000	Vices, clamps and the like	-	-	2,84	216,54
82060000	Tools of two or more of the headings 8202 to 8205, put up in sets for retail sale	10,00	300,00	-	-
82071300	Rock drilling or earth boring tools with working part of cermets Interchangeable tools for hand tools	33,00	1.882,23	-	-
82071900	Rock drilling or earth boring tools without working part of cermets, interchangeable tools for hand tools including parts	429,00	52.711,25	1.279,00	111.511,96
82079000	Screw driving, interchangeable tools	6,00	1,00	1.109,04	1.461,40
82089000	Knives and cutting blades, other than for metal working or wood working or for kitchen appliances or machines used by the food industry or agricultural, horticultural or forestry machines	6,00	15,00	-	-
83012000	Locks of a kind used for motor vehicles; of base metal	-	-	0,20	591,78
83014090	Locks not used for motor vehicles or furniture other than handcuffs or door locks	-	-	0,04	1.540,21
83016000	Parts of padlocks and locks; of base metal	-	-	43,89	312,77
83021000	Hinges; of base metal	-	-	583,13	12.328,38
83023090	Mountings, fittings and similar articles suitable for motor vehicles; of base metal	-	-	667,21	5.361,32
83024999	Base metal fittings and similar articles of a kind suitable for trunks, chests, caskets or the like	-	-	554,52	367,48
83025000	Hat-racks, hat-pegs, brackets and similar fixtures; of base metal	-	-	10,00	11,30
83071000	Flexible tubing with or without fittings; of iron or steel	3.000,00	39.189,12	-	-
83079000	Flexible tubing with or without fittings; of base metal other than of iron or steel	4,00	48,00	-	-
83099089	Bungs for metal drums; bung covers; seals; case corner protectors; of aluminium	-	-	2,64	376,78

## Lanjutan Lampiran/*Continued Appendix 6*

HS Code	KELOMPOK KOMODITI/ DESCRIPTION	2021		2022	
		NET WEIGHT (KG)	FOB VALUE (US\$)	NET WEIGHT (KG)	FOB VALUE (US\$)
(1)	(2)	(3)	(4)	(5)	(6)
84021919	Other vapour generating boilers including hybrid boilers other than central heating hot water with a steam production not exceeding 15 t per hour electrically operated	-	-	13.000,00	35.000,00
84049090	Part for use condensers or Auxiliary plant of subheadings 8404.20.00	-	-	39.320,00	3.582.537,02
84069000	Parts of steam turbines and other vapour turbines	-	-	65,00	11.922,46
84079090	Other engines ; otherthan of a power not exceeding 1865 and of a power exceeding 1865 kw but not exceeding 2238 kw	395,00	282,83	-	-
84082023	Fully assembled other ; of a cylinder capacity exceeding 3,500 cc	-	-	25.000,00	10.000,00
84099119	Part of For machinery of heading 8429 or 8430	-	-	1,50	11,15
84099179	Part of for other engines	-	-	162,94	17.224,47
84099917	Other pistons ; for engines of machinery of heading 8429 or 8430	-	-	0,20	6.383,31
84099919	Part of For engines of machinery of heading 8429 or 8430	-	-	2.090,20	8.745,25
84099969	Part of For marine propulsion engines of a power exceeding 2238 kW	-	-	192,00	495,00
84099972	Cylinder blocks; crank cases ; for other engines	2.073,41	27.346,80	1.204,43	24.395,98
84099975	Cylinder heads and head covers ; for other engines	-	-	138,63	9.216,05
84099977	Other pistons ; for other engines	3.072,78	116.005,33	4.895,89	140.812,94
84099979	Part of for other engines	718,69	4.720,57	12.945,59	303.948,64
84122100	Hydraulic power engines and motors ; linear acting (cylinders)	-	-	1.326,05	97.192,61
84122900	Hydraulic power engines and motors ; otherthan linear acting (cylinders)	1.075,00	2.417,20	1.646,68	27.399,85
84123100	Pneumatic power engines and motors ; linear acting (cylinder)	-	-	138,63	325,64
84129010	Parts ; Of engines of subheading 841210	-	-	277,26	702,74
84129020	Parts ; For steam or other vapour power units incorporating boilers	-	-	1.070,03	12.151,70
84129090	Parts otherthan	487,00	3.304,66	3.109,08	87.649,05
84133030	Fuel, lubricating or cooling medium pumps for internal combustion piston engines ; of motor vehicles of heading 8702,8703 or 8704	-	-	880,40	36.148,58
84133090	Fuel, lubricating Other, centrifugal type other	-	-	1.218,58	25.496,93
84135090	Other reciprocating positive displacement pumps otherthan water pumps with a flow rate not exceeding 8000 m3/h and exceeding 8000 m3/h but not exceeding 13000 m3/h	-	-	3.280,46	203.801,53
84136032	Water pumps, with a flow rate not exceeding 8,000 m3/h ; not electrically operated	-	-	55,31	2.442,74
84136090	Other rotary positive displacement pumps otherthan water pumps with a flow rate not exceeding 8000 m3/h and exceeding 8000 m3/h but not exceeding 13000 m3/h	2.200,00	4.108,76	277,26	10.783,38
84137039	Submersible water pumps otherthan With an inlet diameter not exceeding 200 mm	229,00	813,04	-	-
84137049	Other water pumps, with a flow rate not exceeding 8,000 m3/h ; otherthan with inlet diameter not exceeding 200 mm, electrically operated and not electrically operated	-	-	840,00	1.235,04
84137099	Other centrifugal pumps otherthan With an inlet diameter not exceeding 200 mm	120,00	1.800,00	-	-



## Lanjutan Lampiran/*Continued Appendix 6*

HS Code	KELOMPOK KOMODITI/ DESCRIPTION	2021		2022	
		NET WEIGHT (KG)	FOB VALUE (US\$)	NET WEIGHT (KG)	FOB VALUE (US\$)
(1)	(2)	(3)	(4)	(5)	(6)
84138119	Other water pumps	8.765,56	48.525,39	7.624,26	75.448,53
84138220	liquid elevators ; not Electrically operated	44,65	3.165,27		
84139190	Part ; Of other pumps	5.927,39	19.945,55	9.369,47	68.118,51
84143090	Other Compressors of a kind used in refrigerating equipment	-	-	144,58	489,57
84145992	Table fans ; Explosion-proof air fans, of a kind used in underground mining	-	-	138,63	3.360,03
84148011	Laminar airflow cabinets ; fitted with filters	-	-	1.494,24	37.617,00
84148029	Other not fitted with filters otherthan Suitable for industrial use	-	-	12,00	5.000,00
84148041	Gas compression modules suitable for use in oil drilling operations ; compressor otherthan those of subheading 841430 or 841440	61.506,00	1.024.027,37	-	-
84148049	Other Compressors other than those of subheading 841430 or 841440	550,00	18.000,00	83,00	110,12
84148050	Air pumps	-	-	1.259,20	48.913,11
84149022	Parts ; Of fans of blowers	-	-	24,31	741,96
84149090	Part ; Of other pumps or compressors	-	-	277,26	990,63
84159049	Part Of machines with a cooling capacity exceeding 5275 kW ; otherthan of a kind used in aircraft or railway rolling stock	-	-	138,63	97,34
84195091	Heat exchange units ; electrically operated	-	-	12.000,00	60.000,00
84195092	Heat exchange units ; not electrically operated	-	-	1.662,73	57.267,64
84198913	Oth Machinery for the treatment of materials by a process involving heating, for the manufacture of printed circuit boards, printed wiring boards or printed circuit assemblies ; electrically operated	2,00	73,91	-	-
84199029	Parts Of non-electrically operated articles ; otherthan of instantaneous gas water heaters, household type	-	-	139,51	23.904,30
84212311	Oil filter For machinery of heading 8429 or 8430 :	-	-	856,46	32.826,86
84212319	Machinery of heading 8429 or 8430 ; otherthan oil filter	109,00	5.116,10	-	-
84212399	Oil or petrol-filters for internal combustion engines ; otherthan oil filters	-	-	0,10	155,44
84212920	Filtering or purifying machinery and apparatus for liquids ; of a kind used for sugar manufacture	-	-	92,28	1.600,99
84212950	Filtering or purifying machinery and apparatus for liquids ; other oil filters	267,00	46,55	889,77	28.085,58
84212960	Filtering or purifying machinery and apparatus for liquids ; other of fluoropolymers and with filter or purifier membrane thickness not exceeding 140 microns	20,00	127,50	-	-
84212990	Filtering or purifying machinery and apparatus for liquids other	-	-	2,00	56,30
84213110	Intake air filters for internal combustion engines ; for machinery of heading 8429 or 8430	-	-	138,63	1.494,51
84213190	Intake air filters for internal combustion engines ; otherthan for machinery of heading 8429 or 8430 and motor vehicles of chapter 87	-	-	1.359,00	11.485,51
84213990	Filtering or purifying machinery and apparatus for gases ; other	-	-	1.386,30	13.492,96
84219929	Part other Filtering cartridges for filters of subheading 842123 ; otherthan subheading 84212311 or 84212321	-	-	25,14	6.428,29
84219940	Part other ; Of goods of subheading 84212950	-	-	440,20	878,01

## Lanjutan Lampiran/*Continued Appendix 6*

HS Code	KELOMPOK KOMODITI/ DESCRIPTION	2021		2022	
		NET WEIGHT (KG)	FOB VALUE (US\$)	NET WEIGHT (KG)	FOB VALUE (US\$)
(1)	(2)	(3)	(4)	(5)	(6)
84219950	Part other ; Of goods of subheading 84212960	35,20	5.489,42	-	-
84219996	Part other ; Of goods of subheading 84212311 or 84212391	-	-	57,22	1.374,44
84219999	Part other ; otherthan of goods of subheading 84212920 ; 84212111 ; 84212311 or 84212391 ; and 84212319 or 84212399	-	-	15,38	506,96
84248990	Mechanical other appliances ; Other not electrically operated	-	-	100,00	4.485,50
84249010	Part Of fire extinguishers	-	-	6,03	2.859,71
84251900	Pulley tackle and hoists other than skip hoists ; and otherthan powered by electric motor	2.150,00	720,77	300,00	446,98
84261990	Ship's derricks ; otherthan ; bridge cranes and gantry cranes	4.482.188,00	10.925.100,00	-	-
84269900	Other machinery ; otherthan ; Designed for mounting on road vehicles	600,00	429,71	-	-
84291100	Bulldozers and angledozers ; track laying	-	-	26.000,00	11.550,00
84292000	Graders and levellers	17.000,00	7.000,00	-	-
84304100	Other boring or sinking machinery ; self-propelled	-	-	428,00	853,25
84304990	Other boring or sinking machinery ; otherthan ; Wellhead platforms with integrated production modules suitable for use in drilling operations	-	-	141,00	21.761,82
84311019	Machinery of heading 8425 ; of electrically operated of goods subheading 84251100 ; 84253100 ; or 84254910	-	-	13.000,00	10.264,08
84312010	Machinery of heading 8427 ; subheading 842710 or 842720	-	-	716,21	39.990,73
84313990	Machinery of heading 8428 other	-	-	3.070,00	401,61
84314190	Machinery of heading 8426 ; 8429 or 8430 ; bucket ; shovels ; grabs ; and grips ; otherthan for machinery of heading 8426	-	-	138,63	10.670,96
84314300	Machinery of heading 8426 ; 8429 or 8430 ; part for boring or sinking machinery of subheading 843041 or 843049	93.178,54	2.330.399,92	184.146,06	8.299.411,02
84314920	Machinery of heading 8426 ; 8429 ; or 8430 ; Cutting edges or end bits of a kind used for scrapers, graders or levellers	-	-	156,10	80,00
84314990	Oth parts suitable use of oth moving, grading, levelling, scraping, excavating, tamping, compacting	37.026,45	60.177,50	44.330,39	850.166,50
84369929	Parts of oth forestry, poultry-keep/bee-keep machinery non-electrically operated & equipments	-	-	138,63	1.985,97
84661090	Tool holder&self-opening diehead for machinesoth of 8456901084569020/84603110/84659110/84659210/84659510/84659950	-	-	3,14	255,37
84678900	Tools ; for working in the hand, (other than chain saws), hydraulic or with self-contained non-electric motor, (not pneumatic)	228,00	389,58	-	-
84679200	Parts of tools working in the hand of pneumatic	242,00	1.426,25	-	-
84679990	Other parts of tools of goods of other than drills, saws and all kinds, non-electric motor	-	-	120,00	1.134,65
84716040	Mouses, light pens, joysticks, track balls, and touch sensitive screens	10,00	73,59	-	-
84716090	Other input or output units, whether or not containing storage units in the same housing	-	-	7,00	105,81
84718010	Control and adaptor units	10,00	159,99	-	-
84719090	Other units of automatic data processing machines :	-	-	30,00	30,00
84749000	Parts of machines of subheading 8474	13.915,00	48.281,18	-	-
84798120	Machines for treating metal, including electric wire coilwinders, not electrically operated	-	-	138,63	2.723,76
84798300	Cold isostatic presses	63,46	9.902,61	-	-
84798969	Electrically operated non-automatic service-vending machines	-	-	1.718,00	3.558,62
84798970	Non-electrically operated automatic service-vending machines	1.023,63	44.658,62	9.960,67	20.232,84

## Lanjutan Lampiran/*Continued Appendix 6*

HS Code	KELOMPOK KOMODITI/ DESCRIPTION	2021		2022	
		NET WEIGHT (KG)	FOB VALUE (US\$)	NET WEIGHT (KG)	FOB VALUE (US\$)
(1)	(2)	(3)	(4)	(5)	(6)
84799090	Parts of goods of subheading 84798950	283,00	37.122,10	1.141,51	4.943,21
84811099	Other taps, cocks, valves & similar appliances for pipes, boiler shells, tanks, vats or the like	-	-	2,10	641,91
84812019	Manually operated sluice or gate valves of other than iron or steel with inlet or outlet of an internal diameter exceeding 5 cm but not exceeding 40 cm	-	-	1,20	271,81
84812090	Other sluice/gate valves for oleohydraulic or pneumatic	-	-	5.520,35	168.624,25
84814010	Safety or relief valves of copper or copper alloys, with an internal diameter of <=2.5 cm	1.000,00	14.632,77	13,38	263,44
84814090	Other safety or relief valves	2.366,00	222.325,00	617,80	47.822,31
84818014	Valves for tubeless tyres of other materials	27,82	983,91	-	-
84818072	Ball valves; of plastics and more than 25 cm in internal diameter	6,00	28,00	-	-
84818077	Gate valves, manually operated, of iron or steel; having inlet and outlet internal diameters of not more than 5 cm	-	-	1.100,68	20.747,51
84818099	Water taps of copper or copper alloy with an internal diameter more than 25 cm	2.448,00	105.667,90	98,20	82.614,26
84819090	Other valve cores of inner tube or tubeless tyre valves	-	-	24.923,86	5.060.540,44
84821000	Ball bearings	-	-	895,90	6.376,87
84822000	Tapered roller bearings, including cone and tapered roller assemblies	-	-	467,12	36.502,30
84824000	Needle roller bearings, including cage and needle roller assemblies	-	-	9,11	50,05
84825000	Other cylindrical roller bearings, including cage and roller assemblies	-	-	1.307,82	80.061,38
84828000	Other bearings, including combined ball/roller bearings	470,00	320,85	8.221,00	60.486,54
84829900	Parts of ball/roller bearings; other than balls, needles and rollers	-	-	499,70	2.571,10
84831010	Transmission shafts and cranks; for machinery of heading 8428 or 8430	-	-	981,94	15.239,43
84831039	Other transmission shafts and cranks	-	-	2,07	9.811,86
84831090	Other transmission shafts and cranks; for marine propulsion engines	490,00	655,61	386,84	34.401,28
84832020	Bearing housings, incorporating ball or roller bearings; for machinery of heading 8429 or 8430	-	-	255,40	6.166,47
84832090	Bearing housings, incorporating ball or roller bearings; other than for machinery of heading 8429/8430 and engines of vehicles of Chapter 87	-	-	80,51	311,85
84833030	Bearing housings, not incorporating ball or roller bearings; plain shaft bearings; for engines of vehicles of Chapter 87	-	-	0,55	1.288,04
84833090	Bearing housings, not incorporating ball or roller bearings; plain shaft bearings; other than for engines of vehicles of Chapter 87	4.830,00	14.626,58	9.513,25	73.333,17
84834030	Gears and gearing/wheels/chain sprockets & other transmission elements; ball/roller screws; gear boxes & other speed changers, including torque converters; for machinery of heading 8429/8430	-	-	1.297,95	42.032,27
84834040	Gears and gearing/wheels/chain sprockets & other transmission elements; ball/roller screws; gear boxes & other speed changers, including torque converters; for engines of vehicles of Chapter 87	-	-	325,88	1.698,45

## Lanjutan Lampiran/*Continued Appendix 6*

HS Code	KELOMPOK KOMODITI/ DESCRIPTION	2021		2022	
		NET WEIGHT (KG)	FOB VALUE (US\$)	NET WEIGHT (KG)	FOB VALUE (US\$)
(1)	(2)	(3)	(4)	(5)	(6)
84834090	Other gears and gearing/wheels/chain sprockets & other transmission elements; ball/roller screws; gear boxes & other speed changers, including torque converters	8.850,00	4.498,82	4.818,61	8.940,60
84835000	Flywheels and pulleys, including pulley blocks	-	-	1.551,27	41.273,07
84836000	Clutches and shaft couplings (including universal joints)	-	-	448,69	22.723,84
84839014	Toothed wheels, chain sprockets and other transmission elements presented separately; parts of goods of subheading 848310; for goods of heading 8711	3.200,00	68.700,00	-	-
84839019	Toothed wheels, chain sprockets and other transmission elements presented separately; parts of goods of subheading 848310 other than of HS 84839011 - 84839015	-	-	215,48	10.561,95
84839099	Toothed wheels, chain sprockets and other transmission elements presented separately; other than parts of goods of subheading 848310 other than of HS 84839091 - 84839055	21,00	62,50	6.278,80	244.813,42
84841000	Gaskets and similar joints of metal sheeting combined with other material or of two or more layers of metal	-	-	130,90	9.087,61
84842000	Mechanical seals	-	-	244,66	25.876,12
84859090	Parts of machines for additive manufacturing; other than of subheading 84852000	-	-	12,00	413,54
84879000	Other machinery parts, not containing electrical connectors, insulators, coils, contacts or other electrical features, not specified or included elsewhere in this Chapter	-	-	277,26	373,61
85011049	Other DC motors; other than used for the goods of heading 8415, 8418, 8450, 8509 or 8516; of an output not exceeding 375 W	-	-	138,63	108,56
85012029	Universal AC/DC motors of an output exceeding 1 kW other than; of a kind used for the goods of heading 8415, 8418, 8450, 8509 or 8516	4.500,00	214,86	18,00	291,10
85013160	Parts and accessories motors of a kind used for vehicles in chapter 87	-	-	277,26	881,43
85013170	DC motors of an output not exceeding 750 W of a kind used other than for HS Codes 85013130 & 85013160	-	-	1.576,37	1.099,22
85015219	AC motors, multi-phase; of an output not exceeding 1k W other than of a kind used for HS Codes 85015211 & 85015212	-	-	6,00	2.061,31
85021390	Generating sets with compression- ignition internal combustion piston engines (diesel or semi-diesel engines) of an 375 kVA < output < 12,500 kVA	-	-	12.500,00	93.100,00
85023910	Other generating sets ; other of an output not exceeding 10 kVA	80,00	4,00	-	-
85030090	Other parts suitable for use solely or principally with the machines of heading 8501 or 8502	-	-	15,00	5.000,00
85044090	Other static converters other than of subheading 85044011, 85044019, 85044020, 85044030, 85044040	16.506,36	278.314,71	-	-
85049090	Other parts of electrical transformers, static converters and inductors	1.864,64	50.170,71	2.301,63	58.212,41
85059090	Other electro-magnets, including parts	-	-	138,63	107,73

## Lanjutan Lampiran/*Continued Appendix 6*

HS Code	KELOMPOK KOMODITI/ DESCRIPTION	2021		2022	
		NET WEIGHT (KG)	FOB VALUE (US\$)	NET WEIGHT (KG)	FOB VALUE (US\$)
(1)	(2)	(3)	(4)	(5)	(6)
85065000	Primary cells and primary batteries; lithium	0,90	1.211,22	-	-
85111090	Sparkling plugs suitable for other than aircraft/motor vehicle engines	-	-	138,63	320,48
85113099	Distributors; ignition coil; suitable for other than aircraft/motor vehicle engines; assembled	-	-	139,35	5.159,87
85114010	Starter motors and dual purpose starter-generators; used for aircraft engines	-	-	17,00	3.000,00
85114029	Other unassembled starter motors for engines of vehicles other than heading 8702/8703/8704/8705	-	-	1,58	5.386,02
85119090	Parts of electrical ignition/starting equipment/generators; other than for aircraft/motor vehicles engines	1.851,39	43.531,97	2.364,97	34.537,44
85123020	Unassembled sound signalling equipment	-	-	0,20	5,30
85129020	Parts of windscreen wipers/defrosters/demisters of goods subheading 851220/851230/851240	-	-	277,66	1.608,49
85153100	Machines and apparatus for arc (including plasma arc) welding of metals; fully or partly automatic	4.000,00	10.000,00	-	-
85176900	Other apparatus for transmission or reception of voice, images or other data	-	-	24,31	1.454,21
85258110	Video camera recorders; high-speed goods as specified in Subheading Note 1 to this Chapter	9,40	2.376,00	-	-
85299040	Parts of digital cameras or video camera recorders	38,00	1.200,00	-	-
85318090	Electric sound or visual signalling apparatus (bells, sirens), other than electronic bells or flat panel displays	-	-	0,11	373,12
85359090	Electrical apparatus for switching or protecting electrical circuits, or for making connections to or in electrical circuits, for a voltage > 1,000 volts, not elsewhere classified in heading 8535	10,00	122,50	0,21	44,80
85361099	Fuses other than thermal fuses and glass type fuses, voltage ≤ 1,000 volts, not elsewhere classified or include in subheading 853610	-	-	0,08	117,41
85364191	Semiconductor or electro-magnetic relays of voltage ≤ 28 V	-	-	277,26	73,50
85364199	Semiconductor or electro-magnetic relays of voltage > 28 V but ≤ 60 V	-	-	0,38	29,15
85365039	High inrush switches; power switches for TV; rotary, slide, see-saw & magnetic switches for AC; commutators for stoves & ranges; microphone switches; current capacity ≥ 16 A & voltage ≤ 1 kV	-	-	25,92	5.325,41
85365059	Insulated thyristor AC switches; electronics switches, consisting of chip-on-chip technology, voltage ≤ 1,000 V; electro-mechanical snap-action switches for current ≥ 16 A but ≤ 11 A	-	-	0,06	925,69
85365095	Change-over switches of a kind used for starting electric motors; fuse switches, voltage ≤ 1,000 V	-	-	138,63	132,55
85365096	Electrical apparatus for switching or protecting electrical circuits n.e.c. in subheading 853650, voltage ≤ 1,000 V & current < 16 A, not suitable for use in electric fans & starting motors	4,00	368,00	-	-

## Lanjutan Lampiran/*Continued Appendix 6*

HS Code	KELOMPOK KOMODITI/ DESCRIPTION	2021		2022	
		NET WEIGHT (KG)	FOB VALUE (US\$)	NET WEIGHT (KG)	FOB VALUE (US\$)
(1)	(2)	(3)	(4)	(5)	(6)
85367090	Connectors for optical fibres, optical fibre bundles or cables, of other than ceramics or copper, for a voltage not exceeding 1,000 volts	24,00	139,00	-	-
85369039	Cable connectors consisting of a jack plug, terminal with or without pin, connector, or adaptor for co-axial cable, for a current of 16 A or more and voltage not exceeding 1,000 volts;	66,00	3.402,20	1,86	270,55
85369040	Battery clamps, of a kind used for motor vehicles of heading 8702, 8703, 8704 or 8711, for a voltage not exceeding 1,000 volts	10,00	11,50	-	-
85371019	Switchboards for a voltage ≤ 1,000 V	1.000,00	71,62	1,00	476,10
85371040	Motor controllers with output rating of 24 V to 120 V DC and with ampere rating of 300 A to 500 A, voltage ≤ 1,000 V	21,00	800,00	-	-
85371091	Board, panel, console, desk, cabinet oth than switchboard & control panel/distribution board/programmable logic controller/motor controller; used in radio equipment/in electric fan; voltage ≤ 1,000 V	-	-	72,00	786,50
85371092	Board, panel, console, desk, cabinet oth than switchboard & control panel/distribution board/programmable logic controller/motor controller; suitable use in distributed control systems; voltage ≤ 1,000 V	-	-	28,61	395,24
85371099	Board, panel, console, desk, cabinet oth than switchboard & control panel/distribution board/programmable logic controller/motor controller not elsewhere classified in subheading 853710; voltage ≤ 1,000 V	-	-	46,73	9.052,38
85372090	Boards, panels, consoles, desks, cabinets & other bases, not elsewhere classified in subheading 853720, for a voltage exceeding 1,000 V	20,00	143,24	-	-
85381019	Part of board, panel, console, desk, cabinet & oth base for good of head 8537, not equipped w/ their apparatus oth than part of programmable logic controller/a kind used in radio equipment, voltage ≤ 1,000 V	-	-	2,10	258,90
85389019	Parts suitable use solely/principally w/ apparatus of subhead 8535, 8536 or 8537; oth than HS. 85366910, 85369012, 85369019, 85365051, 85365059, 85366932, 85366939, or 85371020; voltage ≤ 1,000 V	-	-	167,24	207,84
85391090	Sealed beam lamp units; other than for motor vehicles of Chapter 87	-	-	1,00	14,95
85392130	Tungsten halogen; of a kind used for motor vehicles	-	-	13,18	638,68
85423100	Electronic integrated circuits: processors and controllers, whether or not combined with memories, converters, logic circuits, amplifiers, clock and timing circuits, or other circuits	-	-	2,46	6.778,46
85439090	Parts of electrical machines and apparatus, having individual functions other than of goods of subheading 854310 or 854320, 85433020, 85437030, and 85437040	-	-	161,63	2.699,92
85442039	Insulated cable fitted other than with rubber or plastics, for a voltage exceeding 66 kV	-	-	16.202,60	17.183,84

## Lanjutan Lampiran/*Continued Appendix 6*

HS Code	KELOMPOK KOMODITI/ DESCRIPTION	2021		2022	
		NET WEIGHT (KG)	FOB VALUE (US\$)	NET WEIGHT (KG)	FOB VALUE (US\$)
(1)	(2)	(3)	(4)	(5)	(6)
85443019	Wiring harnesses for motor vehicles, insulated other than with rubber or plastics, of a kind used not for vehicles of heading 8702, 8703, 8704 or 8711	-	-	14,14	1.353,30
85444219	Electric conductors, fitted with connectors, used for telecommunications, voltage ≤ 80 V; not insulated with rubber, plastics or paper; other than submarine telephone/telegraph/radio relay cables	612,00	12.505,72	97,40	4.085,95
85444299	Electric conductors, fitted with connectors; voltage ≤ 1,000 V; not used for telecommunications other than battery cables	27,82	2,00	-	-
85444949	Electric conductors, not fitted w/ connectors, not use for telecommunication, voltage > 80 V but ≤ 1,000 V, oth than cables insulated with plastics, rubber, plastics/paper	-	-	149,00	20.312,35
85446029	Electronics conductors other than cables insulated with rubber, plastics or paper, voltage > 36 kV but ≤ 66 kV	-	-	17.100,00	2.171.517,50
85446039	Electronics conductors not insulated with rubber, plastics or paper, voltage exceeding 66 kV	-	-	8.500,00	748.249,30
85447090	Optical fibre cables other than submarine telephone cables; submarine telegraph cables; submarine radio relay cables	-	-	138,63	3.857,21
85451900	Carbon electrodes with or without metal, of a kind used for electrical purpose other than furnaces	-	-	60,00	4.000,00
85472000	Insulating fittings for electrical machines, of plastics, other than insulators of heading 8546	-	-	28,61	52,90
86090010	Containers of base metal (including containers for the transport of fluids) specially designed and equipped for carriage by one or more modes of transport	16.000,00	57.530,00	-	-
86090090	Containers of non-base metal (including containers for the transport of fluids) specially designed and equipped for carriage by one or more modes of transport	2.000,00	15.000,00	31.870,00	304.200,00
87082919	Components of door trim assemblies; for vehicles of heading 8705	-	-	1,03	17.987,20
87082999	Other than components of door trim assemblies & parts of safety seat belts; for vehicles of heading 8705	-	-	1.099,57	7.944,78
87083029	Brakes and servo-brakes, parts thereof; other than brake drums, brake discs or brake pipes; for vehicles of heading 8703	-	-	1.414,91	29.502,53
87083090	Brakes and servo-brakes, parts thereof; other than brake drums, brake discs or brake pipes; for vehicles of heading 8705	-	-	138,78	1.690,63
87084013	Gear boxes, unassembled; for vehicles of heading 8704 or 8705	-	-	162,94	8.718,11
87084019	Gear boxes, unassembled; for vehicles of heading 8702	-	-	794,69	55.937,13
87084099	Parts of gear boxes; for vehicles; other than of heading 8701 and 8703	1.254,00	515,65	724,21	24.146,91
87085029	Drive-axes with differential, whether or not provided with other transmission components, and non-driving axes; assembled; for vehicles of heading 8702	-	-	277,26	2.353,94

## Lanjutan Lampiran/*Continued Appendix 6*

HS Code	KELOMPOK KOMODITI/ DESCRIPTION	2021		2022	
		NET WEIGHT (KG)	FOB VALUE (US\$)	NET WEIGHT (KG)	FOB VALUE (US\$)
(1)	(2)	(3)	(4)	(5)	(6)
87087099	Parts and accessories of the road wheels; other than hub-cups, wheels, tyres; for vehicles of heading 8705	362,00	1.511,19	-	-
87088099	Parts of suspension systems; for vehicles; other than of heading 8701 and 8703	-	-	138,63	13.739,17
87089119	Radiators; for vehicles of heading 8705	-	-	138,63	4.493,12
87089251	Silencers (mufflers) and exhaust pipes; for vehicles of subheading 870410	-	-	20,90	1.014,26
87089290	Silencers (mufflers) and exhaust pipes and parts thereof; for vehicles of heading 8705	-	-	305,97	7.890,29
87089390	Clutches and parts thereof; for vehicles of heading 8702	-	-	603,14	10.229,33
87089499	Steering columns and steering boxes and parts thereof; for vehicles of heading 8702, 8704, and 8705	-	-	15,38	251,81
87089911	Unassembled fuel tanks, engine brackets; for vehicles of heading 8701	65.000,00	440.000,00	-	-
87089919	Parts and accessories of the motor vehicles of heading 8701, not elsewhere classified in heading 8708	-	-	665,78	11.920,76
87089924	Lower half of the fuel tank, fuel caps, filler pipes, filler hose assembly, fuel tank bands; for vehicles of heading 8702, 8703 or 8704	-	-	8.489,70	297.939,67
87089970	Engine brackets; for vehicles of heading 8702, 8703 or 8704	-	-	5.283,77	135.545,96
87089980	Parts and accessories of the vehicles of heading 8702, 8703 or 8704, not elsewhere classified in heading 8708	-	-	1,07	64,83
87089991	Unassembled fuel tanks, engine brackets; for vehicles of heading 8705	-	-	1.663,56	20.472,44
87089999	Parts and accessories of the vehicles of heading 8705, not elsewhere classified in heading 8708	-	-	57,22	147,58
87091900	Non-electrical work trucks (self-propelled, not fitted with lifting/handling equipment, used for short distance transport of goods) and tractors (used on railway station platforms)	82.590,00	220.000,00	-	-
87100000	Tanks and other armoured fighting vehicles, motorised, whether or not fitted with weapons, and parts of such vehicles	69.440,00	1.177.702,00	-	-
87141040	Gearing, gearbox, clutch and other transmission equipment and parts thereof; of motorcycles (including mopeds)	844,00	87,99	-	-
87169099	Parts; for goods of subheading 87168090, not elsewhere classified in heading 8716	-	-	24,31	289,00
88021200	Helicopters; of an unladen weight exceeding 2,000 kg	3.500,00	966.000,00	-	-
88073000	Parts of aeroplanes, helicopters or unmanned aircraft; other than under-carriages, propellers, rotors, and parts thereof	170,00	1.800,00	243,00	64.000,00
89011020	Cruise ships, excursion boats and similar vessels principally designed for the transport of persons; ferry-boats of all kinds; of a gross tonnage exceeding 26 but not exceeding 500	165.000,00	510.000,00	-	-
89019032	Motorised vessels for the transport of goods and vessels for the transport of both persons and goods; n.e.c. in heading 8901; of a gross tonnage exceeding 26 but not exceeding 500	204.000,00	3.007.638,00	-	-



## Lanjutan Lampiran/*Continued Appendix 6*

HS Code	KELOMPOK KOMODITI/ DESCRIPTION	2021		2022	
		NET WEIGHT (KG)	FOB VALUE (US\$)	NET WEIGHT (KG)	FOB VALUE (US\$)
(1)	(2)	(3)	(4)	(5)	(6)
89059090	Light-vessels, fire-floats, floating cranes and other vessels the navigability of which is subsidiary to their main function; other than dredgers	800.000,00	4.958.282,00	-	-
89071000	Inflatable rafts	68,00	5.000,00	146,00	10.000,00
89079010	Buoys	5.195,00	33.776,00		
90158010	Radio-sonde and radio-wind apparatus	385,00	39.351,29	-	-
90158090	Surveying, hydrographic, oceanographic, hydrological, meteorological or geophysical instruments and appliances, excluding compasses, not elsewhere classified in heading 9015	3.325,00	24.238,67	1.716,00	64.238,09
90159000	Parts & accessories of rangefinders & surveying (incl. photogrammetrical surveying), hydrographic, oceanographic, hydrological, meteorological or geophysical instruments & appliances, excl. compasses	567,55	97.553,26	139,35	8.061,63
90178000	Instruments for measuring length, for use in the hand (for example, measuring rods and tapes), not specified or included elsewhere in Chapter 90	6,00	11,00	-	-
90230000	Instruments, apparatus and models, designed for demonstrational purposes (for example, in education or exhibitions), unsuitable for other uses	50,00	26.032,14	-	-
90251919	Electrically operated thermometers and pyrometers, not combined with other instruments, other than liquid-filled for direct reading and temperature gauges for motor vehicles	4,00	11.500,00	-	-
90261050	Level gauges for motor vehicles	-	-	1.271,98	2.564,35
90261090	Instruments and apparatus for measuring or checking the flow or level of liquids, other than level gauges for motor vehicles	-	-	140,19	930,41
90262090	Instruments and apparatus for measuring or checking pressure, other than pressure gauges for motor vehicles	2.443,44	71.600,82	-	-
90268000	Instruments & apparatus for measuring/checking the variables of liquids/gases (e.g. flow meters, manometers, heat meters), excl. those of heading 9014, 9015, 9028 or 9032, n.e.c. in heading 9026	600,00	429,71	0,50	36,25
90269000	Parts and accessories of instruments and apparatus for measuring or checking the flow, level, pressure or other variables of liquids or gases, excl. those of heading 9014, 9015, 9028 or 9032	13,00	1.670,00	-	-
90271000	Gas or smoke analysis apparatus	4,00	267,00		
90291090	Revolution counters, production counters, mileometers, pedometers and the like, other than taximeters	-	-	3,94	115,17
90299010	Parts and accessories of goods of subheading 902910; parts and accessories of stroboscopes of subheading 902920	-	-	22,80	159,62
90301000	Instruments and apparatus for measuring or detecting ionising radiations	545,10	56.832,57	-	-
90309090	Parts&accessories of instruments&apparatus for measuring/checking electrical quantities n.e.c. in heading 9030, parts&accessories of instruments&apparatus for measuring/detecting ionising radiations	1.223,00	7.728,73	-	-

## Lanjutan Lampiran/*Continued Appendix 6*

HS Code	KELOMPOK KOMODITI/ DESCRIPTION	2022		2023	
		NET WEIGHT (KG)	FOB VALUE (US\$)	NET WEIGHT (KG)	FOB VALUE (US\$)
(1)	(2)	(3)	(4)	(5)	(6)
90318010	Cable testers	10,00	17,00	-	-
90318090	Non optical measuring or checking instruments, appliances and machines, other than cable testers	4.109,00	68.130,44	69,01	7.367,24
90319040	Parts & accessories of optical error verification and repair apparatus for printed circuit boards/printed wiring boards and printed circuit assemblies	21,00	378,00	-	-
90319090	parts and accessories, not elsewhere classified in subheading 903190	222,44	88.170,42	1.100,00	11.377,00
90322000	Manostats	-	-	118,80	542,57
90328100	Hydraulic or pneumatic	267,00	47,27	15,00	305,68
90328939	Automatic regulating or controlling instruments and apparatus, electrically operated, not elsewhere classified in subheading 903289	-	-	138,63	1.274,10
90328990	Automatic regulating or controlling instruments and apparatus, not elsewhere classified in subheading 903289, non electrically operated	42,00	125,00	-	-
93069010	Bombs, grenades, torpedoes, mines, missiles and similar munitions of war and parts thereof	1.696,55	26.493,79	-	-
94012010	Seats of a kind used for vehicles of heading 8702, 8703 or 8704, whether or not convertible into beds	-	-	4,40	520,73
94018000	seats, with frames other than of metal or wood	-	-	2,80	1.396,67
94019999	Seats Part of other than plastic for subheading 940141 to 940180	-	-	277,26	545,46
94069030	Prefabricated buildings other than greenhouses fitted with mechanical or thermal equipment, of iron or of steel	-	-	17.900,00	326.800,00
96100090	Slates and boards, with writing or drawing surfaces, whether or not framed; other than school slates	25,00	170,00	-	-
96139090	Parts of lighters; other than flints, wicks, refillable cartridges or other receptacles, which constitute parts of mechanical lighters, containing liquid fuel or liquefied gases	-	-	340,00	879,25
<b>Grand Total</b>		<b>229.636.780.198,18</b>	<b>36.058.246.964,68</b>	<b>249.115.277.518,02</b>	<b>27.024.707.100,27</b>

Sumber : Kementerian Keuangan (Ditjen Bea dan Cukai), Dokumen PEB dan PIB

Source : Ministry of Finance (Directorate General of Customs and Excise), PEB and PIB Documents

**Lampiran/Appendix 7**  
**Ekspor Menurut Kode HS 8 Digit dan Negara Tujuan, 2022-2023**  
**Export by 8-Digit HS Code and Country Of Destination, 2022-2023**

HS Code	COMMODITY DESCRIPTION	COUNTRY OF DESTINATION	2022		2023	
			NET WEIGHT (KG)	FOB VALUE (US\$)	NET WEIGHT (KG)	FOB VALUE (US\$)
(1)	(2)	(3)	(4)	(5)	(6)	(7)
90262090	Instruments and apparatus for measuring or checking pressure, other than pressure gauges for motor vehicles		<b>2.443</b>	<b>71.601</b>	-	-
		CHINA	104	15.501	-	-
		KAZAKHSTAN	800	45.000	-	-
		MALAYSIA	40	1.099	-	-
		SINGAPORE	1.500	10.000	-	-
03019933	Live Leopard coral grouper (plectropomus leopardus)r, other than fry		<b>91.000</b>	<b>764.544</b>	-	-
		HONG KONG	91.000	764.544	-	-
03019936	Live Grouper other than leopard coral, brown-marbled, and humpback, other than fry		-	-	<b>139.000</b>	<b>1.324.889</b>
		HONG KONG	-	-	139.000	1.324.889
03024900	Sardinella, bristling or sprats, indian mackerels, seerfishes, jacks, crevalles, silver pomfrets, pacific saury, scads, capelin, kawakawa, bonitos, marlins, sailfishes, spearfish, fresh or chilled		<b>5.881</b>	<b>22.880</b>	<b>100.792</b>	<b>394.584</b>
		HONG KONG	4.247	16.365	78.124	308.578
		MALAYSIA	73	280	3.142	9.498
		SINGAPORE	1.561	6.234	19.526	76.508
03028911	Grouper, fresh or chilled		<b>6.940</b>	<b>27.315</b>	<b>103.981</b>	<b>452.815</b>
		CHINA	-	-	11.840	94.723
		HONG KONG	-	-	2.050	7.959
		MALAYSIA	2.567	9.942	64.352	249.142
		SINGAPORE	4.373	17.373	25.739	100.991
03028914	Savalai hairtails (lepturacanthus savala), belanger's croakers (johnius belangerii), reeve's croakers (chrysochir aureus) and bigeye croakers (pennahia anea), fresh or chilled		-	-	<b>152</b>	<b>584</b>
		SINGAPORE	-	-	152	584
03028916	Torpedo scads (megalaspis cordyla), spotted sicklefish (drepane punctata) and great barracudas (sphyraena barracuda), fresh or chilled		-	-	<b>150</b>	<b>102</b>
		MALAYSIA	-	-	150	102
03028917	Black pomfrets (parastromatus niger), fresh or chilled		-	-	<b>210</b>	<b>238</b>
		MALAYSIA	-	-	210	238
03028918	Mangrove red snappers (lutjanus argentimaculatus), fresh or chilled		-	-	<b>1.600</b>	<b>3.216</b>
		MALAYSIA	-	-	1.600	3.216
03028919	Fresh or chilled marine fish, other than HS code 03028911 to 03028918		<b>42.567</b>	<b>172.467</b>	<b>68.668</b>	<b>230.135</b>
		CHINA	-	-	2.067	16.536
		HONG KONG	4	15	671	2.675
		MALAYSIA	650	2.546	44.132	125.071
		SINGAPORE	41.913	169.906	21.798	85.852
03028929	Fresh or chilled fish other than marine fish, other than hs code 03028922 to 03028929		<b>9.500</b>	<b>4.734</b>	-	-
		MALAYSIA	9.500	4.734	-	-
03061711	Giant tiger prawns (penaeus monodon), frozen, headless		-	-	<b>87</b>	<b>337</b>
		SINGAPORE	-	-	87	337
03063311	Blue crabs (callinectes spp) and snow crabs (crabs of the family oregoniidae), live		<b>227.000</b>	<b>1.806.999</b>	-	-
		CHINA	115.056	1.363.067	-	-
		HONG KONG	29.063	112.670	-	-
		MALAYSIA	14.272	55.121	-	-
		SINGAPORE	68.609	276.141	-	-

Lampiran/*Continued Appendix 7*

HS Code	COMMODITY DESCRIPTION	COUNTRY OF DESTINATION	2022		2023	
			NET WEIGHT (KG)	FOB VALUE (US\$)	NET WEIGHT (KG)	FOB VALUE (US\$)
(1)	(2)	(3)	(4)	(5)	(6)	(7)
03063391	Crab other than blue crabs ( <i>Callinectes</i> spp) and snow crabs (crabs of the family <i>Oregoniidae</i> ), live		-	-	<b>848.744</b>	<b>6.672.221</b>
		CHINA	-	-	652.758	5.874.795
		HONG KONG	-	-	16.403	64.955
		MALAYSIA	-	-	105.743	440.769
		SINGAPORE	-	-	73.840	291.702
03063631	Giant tiger prawns ( <i>Penaeus monodon</i> ), fresh or chilled		<b>2.026</b>	<b>8.185</b>	<b>3.051</b>	<b>12.094</b>
		MALAYSIA			30	68
		SINGAPORE	2.026	8.185	3.021	12.026
03063639	Other shrimps and prawns other than giant tiger prawns, whiteleg shrimps, and giant river prawns, fresh or chilled		<b>1.355</b>	<b>5.465</b>	<b>5.062</b>	<b>11.443</b>
		MALAYSIA	-	-	4.470	9.107
		SINGAPORE	1.355	5.465	592	2.336
03072110	Scallops and other molluscs of the family <i>Pectinidae</i> , live		-	-	<b>1.408</b>	<b>4.182</b>
		SINGAPORE	-	-	1.408	4.182
03073110	Mussels ( <i>Mytilus</i> spp, <i>Perna</i> spp), live		<b>124</b>	<b>357</b>	-	-
		SINGAPORE	124	357	-	-
03077110	Clams, cockles and ark shells (families <i>Arctidae</i> , <i>Arctiidae</i> , <i>Cardiidae</i> , <i>Donacidae</i> , <i>Hiattellidae</i> , <i>Mactridae</i> , <i>Mesodesmatidae</i> , <i>Myidae</i> , <i>Semellidae</i> , <i>Solecurtidae</i> , <i>Solenidae</i> , <i>Tridacnidae</i> and <i>Veneridae</i> ), live		<b>53.896</b>	<b>144.176</b>	<b>302.973</b>	<b>892.340</b>
		MALAYSIA	2.340	5.954	330	950
		SINGAPORE	34.369	87.144	74.006	216.226
		THAILAND	17.187	51.078	228.637	675.163
03079110	Molluscs, whether in shell or not, not elsewhere classified in subheadings 030711 to 030788, live		<b>15.897</b>	<b>44.767</b>	<b>1.194</b>	<b>9.400</b>
		MALAYSIA	145	340	-	-
		SINGAPORE	13.571	32.027	30	88
		THAILAND	2.181	12.400	1.164	9.312
09041110	White pepper, neither crushed nor ground		<b>5.000</b>	<b>41.400</b>	<b>3.000</b>	<b>9.100</b>
		VIET NAM	5.000	41.400	3.000	9.100
12122112	<i>Eucheuma cottonii</i> , dried but not ground		-	-	<b>25.760</b>	<b>43.684</b>
		KOREA, REPUBLIC OF	-	-	25.760	43.684
14049091	Palm kernel shells		<b>60.370.901</b>	<b>6.802.453</b>	<b>103.339.739</b>	<b>11.781.448</b>
		JAPAN	29.593.512	2.838.518	103.339.739	11.781.448
		POLAND	30.777.389	3.963.935	-	-
15111000	Crude palm oil		<b>121.736.580</b>	<b>113.283.380</b>	<b>92.397.320</b>	<b>74.782.499</b>
		INDIA	70.386.679	70.399.143	72.198.762	55.924.978
		ITALY	12.999.842	9.769.254	7.999.764	7.999.764
		KENYA	7.599.798	6.436.244	-	-
		MALAYSIA	17.503.571	14.617.080	5.098.962	4.099.913
		MOROCCO	-	-	2.999.879	2.603.895
		SPAIN	13.246.690	12.061.660	4.099.953	4.153.949
15119020	Refined palm oil		<b>624.672.249</b>	<b>761.275.224</b>	<b>439.661.960</b>	<b>378.171.613</b>
		ALGERIA	3.999.916	4.519.905	10.440.411	8.126.615
		BANGLADESH	9.999.847	12.760.105	-	-
		BELGIUM	7.499.917	6.224.931	4.999.993	3.504.995
		BRAZIL	78.907.760	85.345.341	25.379.062	20.819.389
		CHINA	3.499.916	4.324.986	-	-
		DJIBOUTI	9.049.872	9.455.389	-	-
		EGYPT	-	-	48.749.314	43.484.438
		GREECE	3.000.000	3.389.213	11.059.382	9.799.019
		INDIA	20.999.588	29.816.576	-	-
		IRAQ	10.499.897	9.269.957	23.999.480	20.623.063
		ITALY	54.769.058	76.823.209	8.848.820	7.468.568
		KENYA	4.479.930	6.538.519	-	-
		KOREA, REPUBLIC OF	47.995.232	62.982.655	5.999.666	5.722.426
		MALAYSIA	58.998.459	76.049.202	31.899.492	29.196.481
		NETHERLANDS	4.999.833	8.123.839	-	-

Lanjutan Lampiran/*Continued Appendix 7*

HS Code	COMMODITY DESCRIPTION	COUNTRY OF DESTINATION	2022		2023	
			NET WEIGHT (KG)	FOB VALUE (US\$)	NET WEIGHT (KG)	FOB VALUE (US\$)
(1)	(2)	(3)	(4)	(5)	(6)	(7)
		OMAN	2.999.924	4.799.878	-	-
		PAKISTAN	120.620.981	145.115.566	105.938.312	88.458.586
		SAUDI ARABIA	1.999.989	2.875.884	-	-
		SOUTH AFRICA	44.148.917	55.714.947	52.549.242	44.047.453
		SPAIN	74.572.830	89.301.649	98.799.323	87.914.019
		TANZANIA, UNITED REP. OF	4.849.982	7.187.673	-	-
		TUNISIA	-	-	5.749.899	4.657.418
		TURKEY	30.899.015	33.793.082	-	-
		UKRAINE	6.081.818	8.218.421	-	-
		UNITED ARAB EMIRATES	2.999.843	3.809.801	3.249.719	2.907.253
		UNITED STATES	11.999.893	10.354.908	1.999.845	1.441.888
		YEMEN	4.799.832	4.479.587	-	-
15119031	Solid fractions of palm oil, refined oil, but not chemically modified, with iodine value 30 or more, but less than 40		<b>339.554.783</b>	<b>343.140.575</b>	<b>373.471.920</b>	<b>302.127.577</b>
		ALGERIA	5.149.684	6.514.396	6.444.694	4.729.000
		BRAZIL	7.078.814	7.138.900	5.014.118	4.062.337
		CHINA	160.082.620	154.563.906	218.423.691	174.856.048
		EGYPT	4.899.965	5.569.937	1.599.876	1.209.506
		GREECE	1.000.000	863.074	-	-
		INDIA	4.012.029	6.339.006	-	-
		IRAQ	5.499.859	4.748.722	4.474.733	3.918.515
		ITALY	3.999.990	4.427.269	-	-
		KENYA	3.783.520	4.560.092	3.249.588	2.861.956
		KOREA, REPUBLIC OF	51.997.343	58.007.974	62.998.836	52.480.234
		MALAYSIA	-	-	2.499.821	2.223.270
		MOZAMBIQUE	289.881	439.274	-	-
		OMAN	-	-	499.693	403.251
		PAKISTAN	-	-	3.499.924	3.046.435
		SOUTH AFRICA	9.579.563	10.090.125	6.899.333	5.320.348
		SPAIN	31.974.178	35.491.793	44.168.517	36.010.044
		TUNISIA	-	-	2.149.821	1.589.268
		TURKEY	2.899.651	3.129.266	1.349.764	1.236.103
		UKRAINE	9.099.706	10.261.192	-	-
		UNITED ARAB EMIRATES	-	-	1.499.797	1.323.089
		UNITED STATES	38.207.980	30.995.649	8.699.714	6.858.172
15119032	Solid fractions of palm oil, refined oil, but not chemically modified, with iodine value exceeding 40		-	-	<b>5.399.925</b>	<b>4.585.336</b>
		ALGERIA	-	-	899.954	752.362
		PAKISTAN	-	-	4.499.971	3.832.975
15119037	Liquid fractions of palm oil, refined oil, but not chemically modified, with iodine value 55 or more, but less than 60		<b>1.449.343.509</b>	<b>1.501.867.878</b>	<b>2.185.215.578</b>	<b>1.877.761.037</b>
		BANGLADESH	11.799.970	10.419.079	31.199.011	26.687.015
		BENIN	4.689.936	5.480.283	-	-
		CHINA	688.839.465	636.565.430	1.219.716.983	1.043.668.872
		DJIBOUTI	4.184.930	5.692.718	15.499.788	13.918.810
		EGYPT	3.559.888	4.842.480	21.500.599	19.162.551
		GAMBIA	2.999.922	4.777.780	-	-
		INDIA	51.495.590	58.608.047	138.294.070	118.417.114
		IRAQ	5.999.694	7.309.474	15.499.535	13.319.597
		KENYA	68.744.264	81.477.606	32.969.242	29.667.076
		MALAYSIA	32.398.210	36.934.877	11.999.731	10.763.759
		MOZAMBIQUE	11.399.989	15.922.774	6.030.000	4.675.872
		NIGERIA	9.999.754	6.999.828	-	-
		OMAN	55.549.436	70.891.548	85.999.203	76.588.300
		PAKISTAN	118.776.450	118.155.269	276.217.683	238.994.947
		PHILIPPINES	195.838.568	219.500.511	215.028.787	183.144.429
		SAUDI ARABIA	-	-	9.999.870	8.999.883
		SENEGAL	5.849.764	6.488.678	-	-
		SOUTH AFRICA	6.711.672	9.553.827	11.499.421	9.747.505
		TANZANIA, UNITED REP. OF	19.999.930	31.219.891	-	-
		TOGO	64.458.756	75.243.062	2.799.936	2.304.232

Lanjutan Lampiran/*Continued Appendix 7*

HS Code	COMMODITY DESCRIPTION	COUNTRY OF DESTINATION	2022		2023	
			NET WEIGHT (KG)	FOB VALUE (US\$)	NET WEIGHT (KG)	FOB VALUE (US\$)
(1)	(2)	(3)	(4)	(5)	(6)	(7)
		TUNISIA	-	-	1.403.655	1.117.309
		TURKEY	11.149.379	11.506.959	5.199.762	4.856.983
		UNITED ARAB EMIRATES	12.999.623	15.153.580	26.249.083	22.409.200
		UNITED STATES	49.698.882	51.796.793	58.109.219	49.317.584
		VIET NAM	12.199.437	17.327.386	-	-
15119049	Fractions of unrefined palm oil, other than solid fractions, but not chemically modified, with packing of a net weight more than 25 kg		<b>51.796.735</b>	<b>51.877.414</b>	<b>7.999.672</b>	<b>7.119.708</b>
		INDIA	35.797.098	34.477.807	-	-
		MALAYSIA	15.999.637	17.399.607	7.999.672	7.119.708
15132110	Crude palm kernel oil		<b>18.677.139</b>	<b>20.159.591</b>	-	-
		INDIA	1.499.880	1.324.898	-	-
		KENYA	317.429	317.429	-	-
		MALAYSIA	6.999.272	6.423.529	-	-
		SPAIN	9.860.558	12.093.735	-	-
15132995	Palm kernel oil, refined, bleached and deodorised (rbd)		<b>165.077.655</b>	<b>215.161.177</b>	<b>239.413.585</b>	<b>209.749.655</b>
		ALGERIA	699.722	1.154.906	449.902	364.068
		BRAZIL	59.583.598	89.370.525	69.483.314	64.328.790
		CHINA	79.295.305	83.562.934	139.581.500	118.714.605
		EGYPT	-	-	2.499.766	1.982.314
		MALAYSIA	17.999.411	28.965.344	6.999.910	6.828.913
		NETHERLANDS	3.999.667	4.599.617	-	-
		TUNISIA	-	-	2.399.588	2.165.305
		TURKEY	3.499.952	7.507.852	-	-
		UNITED ARAB EMIRATES	-	-	999.852	909.865
		UNITED STATES	-	-	16.999.753	14.455.796
15162046	Vegetable fats and oils and their fractions of fruit of the oil palm, hydrogenated, in other forms		-	-	<b>40.090.886</b>	<b>30.817.665</b>
		CHINA	-	-	40.090.886	30.817.665
15180032	Inedible mixtures or preparations of the palm oil fruits or of palm oil or palm kernel olein, neutralised, bleached and deodorised (nbd) or refined, bleached and deodorised (rbd)		<b>39.450</b>	<b>53.258</b>	-	-
		MALAYSIA	39.450	53.258	-	-
15180038	Inedible mixtures or preparations of the fruit of the oil palm or of palm kernels, other		-	-	<b>3.401.495</b>	<b>2.836.874</b>
		ITALY	-	-	999.971	717.979
		NETHERLANDS	-	-	1.401.596	1.125.966
		SPAIN	-	-	999.928	992.929
15200010	Crude glycerol		<b>143.129.419</b>	<b>86.932.819</b>	<b>168.786.549</b>	<b>46.231.531</b>
		CHINA	139.130.728	85.003.452	168.786.549	46.231.531
		INDIA	2.999.199	1.439.616	-	-
		KOREA, REPUBLIC OF	999.492	489.751	-	-
15220010	Degras		-	-	<b>99.950</b>	<b>19.990</b>
		KOREA, REPUBLIC OF	-	-	99.950	19.990
15220090	Residues resulting from the treatment of fatty substances or animal or vegetable waxes		-	-	<b>62.288.745</b>	<b>54.739.754</b>
		CHINA	-	-	1.000.000	582.500
		ITALY	-	-	7.999.863	6.331.883
		KOREA, REPUBLIC OF	-	-	1.419.950	734.932
		NETHERLANDS	-	-	9.999.714	8.799.748
		SPAIN	-	-	41.869.218	38.290.690
16051014	Crab other than swimming crabs, king crabs, and snow crabs, prepared or preserved, in airtight containers for retail sale		-	-	<b>2</b>	<b>16</b>
		SINGAPORE	-	-	2	16
21069055	Non-alcoholic preparations of a kind used for the making or for the manufacture of beverages, composite concentrates for simple dilution with water to make beverages		-	-	<b>9</b>	<b>154</b>
		SINGAPORE	-	-	9	154

Lanjutan Lampiran/*Continued Appendix 7*

HS Code	COMMODITY DESCRIPTION	COUNTRY OF DESTINATION	2022		2023	
			NET WEIGHT (KG)	FOB VALUE (US\$)	NET WEIGHT (KG)	FOB VALUE (US\$)
(1)	(2)	(3)	(4)	(5)	(6)	(7)
23066010	Oil-cake & oth solid residues, of palm nuts or kernels, resulting from the extraction of vegetable/microbial fats/oils, oth than those of heading 2304 / 2305, ground or in the form of pellets		<b>147.418.307</b>	<b>23.644.603</b>	<b>209.198.288</b>	<b>31.806.070</b>
		CHINA	41.035.185	6.327.188	68.176.030	9.592.957
		KOREA, REPUBLIC OF	78.024.598	13.145.566	112.632.325	18.194.109
		PAKISTAN	23.956	6.656	-	-
		THAILAND	3.234.568	420.494	-	-
		TURKEY	14.400.000	1.929.600	-	-
		VIET NAM	10.700.000	1.815.100	28.389.933	4.019.004
23066090	Oil-cake & oth solid residues, of palm nuts or kernels, resulting from the extraction of vegetable/microbial fats/oils, oth than those of heading 2304 / 2305, other than ground/in the form of pellets		<b>455.960</b>	<b>129.493</b>	<b>20.845.976</b>	<b>2.825.241</b>
		CHINA	350.000	54.950	12.021.886	1.575.463
		MALAYSIA	105.960	74.543	-	-
		TAIWAN	-	-	24.090	4.577
		VIET NAM	-	-	8.800.000	1.245.200
23069090	Oil-cake & oth solid residues, w.o.n ground/in the form of pellets, resulting from the extraction of vegetable/microbial fats/oils, oth than those of heading 2304 / 2305, other than HS code 23061000 to 23069010		<b>28.101.207</b>	<b>20.964.416</b>	<b>16.832.347</b>	<b>14.254.974</b>
		CHINA	90.640	69.793	1.389.406	1.042.479
		INDIA	-	-	164.770	108.270
		ITALY	-	-	1.999.864	1.733.882
		KOREA, REPUBLIC OF	3.009.924	2.739.031	-	-
		MALAYSIA	5.000.761	4.350.662	1.840.660	1.472.528
		MARSHALL ISLANDS	-	-	3.052.189	2.482.120
		PORTUGAL	-	-	925.750	762.271
		SPAIN	19.999.882	13.804.931	7.459.708	6.653.424
24022090	Cigarettes containing tobacco, other than beedies and clove cigarettes		<b>1.171.020</b>	<b>9.064.110</b>	-	-
		PHILIPPINES	1.171.020	9.064.110	-	-
25231090	Cement clinkers, not of a kind used in the manufacture of white cement		-	-	<b>54.996.000</b>	<b>1.539.888</b>
		BANGLADESH	-	-	54.996.000	1.539.888
27011210	Bituminous coal, whether or not pulverised, but not agglomerated, coking coal		<b>13.566.414.000</b>	<b>3.753.698.502</b>	<b>18.803.536.000</b>	<b>2.743.649.095</b>
		BRUNEI DARUSSALAM	1.050.000.000	138.295.500	854.000.000	75.489.600
		CHINA	290.422.000	46.084.639	3.500.901.000	348.921.848
		HONG KONG	1.449.421.000	435.108.737	1.397.052.000	231.638.509
		JAPAN	6.973.119.000	2.411.146.446	6.895.705.000	1.275.272.386
		KOREA, REPUBLIC OF	88.000.000	11.440.000	-	-
		MALAYSIA	227.252.000	24.286.633	2.638.337.000	235.005.652
		PHILIPPINES	386.598.000	120.084.705	145.754.000	29.344.653
		TAIWAN	3.101.602.000	567.251.843	3.371.787.000	547.976.448
27011290	Bituminous coal, whether or not pulverised, but not agglomerated, other than coking coal		<b>18.441.629.777</b>	<b>3.131.585.271</b>	<b>23.283.364.353</b>	<b>2.618.290.348</b>
		CAMBODIA	57.700.000	10.316.183	-	-
		CHINA	10.714.213.000	1.584.476.177	14.262.790.000	1.344.540.997
		HONG KONG	79.254.000	13.389.171	-	-
		INDIA	47.253.000	6.316.533	31.210.000	2.267.350
		ITALY	-	-	162.000.000	46.600.920
		JAPAN	2.982.859.000	826.684.986	3.397.466.000	620.268.943
		KOREA, REPUBLIC OF	234.479.000	30.790.495	1.129.893.000	121.575.415
		LATVIA	60.500.000	10.239.020	-	-
		MALAYSIA	-	-	75.065.000	6.505.884
		NETHERLANDS	79.983.000	10.861.691	67.500.000	11.785.500
		PAKISTAN	114.032.000	17.171.674	-	-
		PAPUA NEW GUINEA	9.367.467	234.187	-	-
		PHILIPPINES	361.501.310	38.682.587	415.808.353	55.807.693
		POLAND	118.800.000	19.842.900	-	-

Lanjutan Lampiran/*Continued Appendix 7*

HS Code	COMMODITY DESCRIPTION	COUNTRY OF DESTINATION	2022		2023	
			NET WEIGHT (KG)	FOB VALUE (US\$)	NET WEIGHT (KG)	FOB VALUE (US\$)
(1)	(2)	(3)	(4)	(5)	(6)	(7)
27011900	Coal, whether or not pulverised, but not agglomerated, other than antracite and bituminous	TAIWAN	2.302.730.000	385.754.451	1.725.158.000	200.177.204
		THAILAND	754.034.000	94.438.055	790.415.000	89.544.782
		VIET NAM	524.924.000	82.387.161	1.226.059.000	119.215.662
		<b>160.989.183.644</b>	<b>18.816.173.190</b>	<b>157.675.523.575</b>	<b>12.546.511.874</b>	
		BANGLADESH	7.026.605.000	1.024.403.322	9.125.282.000	843.127.184
		BRUNEI	50.000.000	6.056.500	50.000.000	6.286.500
		DARUSSALAM	60.500.000	7.441.500	614.634.000	57.144.246
		CAMBODIA	60.500.000	7.441.500	614.634.000	57.144.246
		CHINA	37.090.971.200	3.735.985.281	34.452.587.046	2.516.262.413
		CROATIA	-	-	610.174.000	29.398.116
		HONG KONG	373.475.000	83.478.828	647.830.000	87.112.365
		INDIA	51.342.068.000	5.069.371.896	50.285.056.000	3.313.708.606
		JAPAN	2.295.006.000	386.241.260	2.031.019.000	248.613.249
		KOREA, REPUBLIC OF	9.496.199.440	956.953.299	7.979.616.000	614.478.502
		LIBERIA	77.700.000	7.713.279	-	-
		MALAYSIA	12.215.594.935	1.666.817.928	10.061.851.984	987.234.910
		NETHERLANDS	75.670.000	6.678.634	-	-
		NEW ZEALAND	199.539.000	18.810.791	142.471.000	15.303.317
		PAKISTAN	2.376.608.000	169.157.003	806.591.000	37.570.343
		PHILIPPINES	17.836.614.844	3.018.067.177	21.252.550.023	1.948.719.431
POLAND	1.215.573.000	170.608.838	224.711.000	24.705.988		
ROMANIA	-	-	301.783.000	13.381.201		
SINGAPORE	223.306.000	40.383.679	345.906.472	46.547.823		
SLOVENIA	285.691.000	39.099.214	78.102.000	8.200.710		
TAIWAN	7.296.877.000	1.063.908.629	5.729.505.000	835.436.744		
THAILAND	6.588.950.000	714.009.186	4.222.712.000	261.566.106		
UNITED STATES	124.800.000	11.251.800	-	-		
VIET NAM	4.737.435.225	619.735.145	8.713.142.050	651.714.120		
<b>27021000</b>	<b>Lignite, whether or not pulverised, but not agglomerated</b>	<b>25.628.640.000</b>	<b>1.970.852.131</b>	<b>37.268.531.000</b>	<b>2.130.681.283</b>	
	BOSNIA AND HERZEGOVINA	-	-	2.000.000	128.060	
	CHINA	23.743.632.000	1.809.262.061	34.229.456.000	1.953.149.066	
	INDIA	181.010.000	12.265.434	-	-	
	KOREA, REPUBLIC OF	1.050.216.000	90.781.927	1.123.802.000	78.993.210	
	PAKISTAN	106.000.000	4.969.810	991.070.000	33.391.945	
	SERBIA	258.900.000	14.046.982	532.637.000	22.276.191	
	SINGAPORE	169.119.000	27.333.903	51.113.000	9.324.079	
	SLOVENIA	114.763.000	12.192.015	157.110.000	17.124.990	
	TAIWAN	-	-	35.200.000	2.288.000	
	THAILAND	-	-	21.826.000	1.000.940	
	VIET NAM	-	-	124.317.000	13.004.801	
27090020	Condensates		<b>16.553.755</b>	<b>8.476.846</b>	-	-
	SINGAPORE		16.553.755	8.476.846	-	-
27101979	Fuel oils		<b>532.766.447</b>	<b>352.240.488</b>	<b>1.187.632.351</b>	<b>683.524.958</b>
	MALAYSIA		324.305.067	219.885.173	768.405.255	441.496.747
	SINGAPORE		208.461.380	132.355.315	419.227.096	242.028.211
27111100	Liquefied, natural gas		<b>3.518.815.015</b>	<b>2.226.518.528</b>	<b>3.608.031.720</b>	<b>2.028.900.675</b>
	BANGLADESH		-	-	127.479.167	67.507.281
	BELGIUM		69.446.766	47.852.639	-	-
	CHINA		845.113.876	491.337.285	1.273.210.200	706.648.084
	CROATIA		-	-	66.290.128	41.204.923
	FRANCE		72.388.925	48.022.568	11.727.454	5.667.933
	JAPAN		776.389.827	497.453.778	418.676.241	236.722.414
	KOREA, REPUBLIC OF		1.156.189.029	790.299.577	845.175.839	469.633.966
	MALAYSIA		10.965.005	7.453.270	-	-
	PAKISTAN		-	-	252.929.678	157.845.600
	SINGAPORE		59.215.925	40.250.988	163.741.160	91.487.023
	TAIWAN		448.899.898	261.520.054	254.651.815	148.923.523
	THAILAND		80.205.764	42.328.369	127.138.214	71.708.096
	VIET NAM		-	-	67.011.824	31.551.832



Lanjutan Lampiran/*Continued Appendix 7*

HS Code	COMMODITY DESCRIPTION	COUNTRY OF DESTINATION	2022		2023	
			NET WEIGHT (KG)	FOB VALUE (US\$)	NET WEIGHT (KG)	FOB VALUE (US\$)
(1)	(2)	(3)	(4)	(5)	(6)	(7)
27139000	Other residues of petroleum oils or of oils obtained from bituminous minerals, other than petroleum coke and petroleum bitumen		<b>470.359.606</b>	<b>411.692.688</b>	-	-
		HONG KONG	176.948.016	155.958.698	-	-
		MALAYSIA	176.515.541	161.501.072	-	-
		SINGAPORE	116.896.049	94.232.918	-	-
28141000	Anhydrous ammonia		<b>1.055.406.024</b>	<b>937.893.660</b>	<b>991.507.957</b>	<b>446.541.209</b>
		AUSTRALIA	20.835.598	17.947.371	51.237.967	23.720.062
		BELGIUM	55.499.075	47.851.545	-	-
		CHINA	136.204.437	121.444.467	268.246.564	113.484.625
		FINLAND	14.000.000	12.320.000	-	-
		GERMANY, FED. REP. OF	9.272.704	8.159.980	-	-
		INDIA	220.728.304	190.409.794	188.509.493	75.592.871
		JAPAN	146.986.711	132.580.994	97.569.829	44.863.651
		KOREA, REPUBLIC OF	179.110.348	163.140.130	209.593.002	99.820.420
		MOROCCO	84.030.680	77.527.586	25.400.107	17.505.246
		NETHERLANDS	24.769.432	23.767.685	-	-
		PORTUGAL	10.000.000	8.200.000	-	-
		SINGAPORE	11.018.512	9.398.671	10.108.922	4.359.782
		SOUTH AFRICA	11.199.579	9.071.659	-	-
		SPAIN	19.760.754	17.382.139	-	-
		TAIWAN	-	-	62.077.085	36.347.779
		THAILAND	36.553.051	31.258.926	24.824.626	7.470.857
		TUNISIA	27.493.353	23.644.284	-	-
		TURKEY	60.000	51.000	-	-
		UNITED STATES	5.942.920	5.211.228	-	-
		VIET NAM	41.940.566	38.526.201	53.940.362	23.375.916
29051100	Methanol (methyl alcohol)		<b>57.131.162</b>	<b>17.018.316</b>	<b>47.038.467</b>	<b>11.778.263</b>
		AUSTRALIA	11.339.140	3.627.294	3.500.020	891.560
		CHINA	10.500.000	2.441.145	32.944.180	7.923.533
		KOREA, REPUBLIC OF	10.491.060	2.998.345	-	-
		MALAYSIA	7.595.221	2.168.268	-	-
		PHILIPPINES	17.205.741	5.783.264	2.500.026	725.008
		SINGAPORE	-	-	2.099.058	538.408
		THAILAND	-	-	5.995.183	1.699.754
29054500	Glycerol		<b>8.998.598</b>	<b>4.010.267</b>	<b>41.159.878</b>	<b>16.739.841</b>
		CHINA	8.998.598	4.010.267	41.159.878	16.739.841
29121900	Acyclic aldehydes without other oxygen function, other than Methanal (formaldehyde) and Ethanal (acetaldehyde)		<b>830</b>	<b>1.438</b>	-	-
		AUSTRALIA	830	1.438	-	-
29299010	Sodium cyclamate		<b>2.000</b>	<b>9.489</b>	-	-
		PHILIPPINES	2.000	9.489	-	-
31021000	Urea, whether or not in aqueous solution		<b>1.273.651.371</b>	<b>789.943.995</b>	<b>1.035.229.391</b>	<b>363.406.286</b>
		ARGENTINA	102.123.637	54.839.300	11.750.000	3.736.500
		AUSTRALIA	346.135.792	229.539.312	163.116.298	55.440.902
		CHILE	71.351.238	56.806.661	76.978.154	26.635.112
		CHINA	40.599.379	23.588.239	-	-
		COLOMBIA	5.400.044	2.953.824	-	-
		GREECE	28.470.808	14.317.400	-	-
		INDIA	187.034.619	107.090.945	158.325.044	60.424.662
		IRELAND	11.000.000	6.133.050	-	-
		KOREA, REPUBLIC OF	23.651.666	13.921.100	33.889.092	11.769.587
		MALAYSIA	15.169.668	8.282.639	8.842.752	2.887.291
		MEXICO	41.100.067	22.679.737	126.340.552	44.754.116
		MOZAMBIQUE	56.503.446	35.835.347	-	-
		MYANMAR	37.036.813	24.418.095	41.426.348	13.173.579
		PERU	39.508.938	36.703.803	-	-
		PHILIPPINES	90.043.412	55.036.056	122.228.988	42.463.996
		POLAND	8.751.103	4.879.177	-	-
		ROMANIA	10.000.000	5.028.800	-	-

Lanjutan Lampiran/*Continued Appendix 7*

HS Code	COMMODITY DESCRIPTION	COUNTRY OF DESTINATION	2022		2023	
			NET WEIGHT (KG)	FOB VALUE (US\$)	NET WEIGHT (KG)	FOB VALUE (US\$)
(1)	(2)	(3)	(4)	(5)	(6)	(7)
		SRI LANKA	5.288.499	3.569.737	-	-
		TAIWAN	5.450.717	2.976.091	6.558.690	2.243.072
		THAILAND	23.520.407	13.323.444	69.848.575	26.257.843
		UNITED KINGDOM	13.200.000	7.359.660	-	-
		UNITED STATES	26.217.863	14.341.171	54.909.126	18.792.670
		URUGUAY	39.496.862	20.628.470	38.530.386	12.313.506
		VIET NAM	46.596.393	25.691.936	122.485.386	42.513.452
31023000	Ammonium nitrate, whether or not in aqueous solution		<b>23.785.000</b>	<b>19.011.635</b>	<b>45.910.000</b>	<b>33.663.013</b>
		AUSTRALIA	-	-	27.402.000	19.467.262
		PAPUA NEW GUINEA	22.561.000	18.202.498	16.984.000	13.620.245
		PHILIPPINES	1.224.000	809.137	1.524.000	575.507
32099000	Paints and varnishes (including enamels and lacquers), other than based on acrylic or vinyl polymers		<b>3.880</b>	<b>94</b>	<b>8.000</b>	<b>3.840</b>
		JAPAN	3.000	90	3.000	90
		PHILIPPINES	880	4	5.000	3.750
38231920	Industrial monocarboxylic fatty acids, other than acid oils from refining, palm fatty acid distillate		<b>240.196.279</b>	<b>221.797.101</b>	<b>234.266.786</b>	<b>169.821.126</b>
		BELGIUM	-	-	2.999.797	2.216.866
		CHINA	11.999.876	5.819.936	19.997.813	14.704.599
		INDIA	23.425.424	29.899.329	11.977.198	8.504.295
		ITALY	14.999.543	15.074.068	38.197.120	30.305.193
		KENYA	5.771.623	4.701.124	1.949.817	1.404.974
		KOREA, REPUBLIC OF	23.383.694	20.797.784	7.747.972	5.293.121
		MALAYSIA	9.999.722	6.099.830	-	-
		MOZAMBIQUE	6.234.843	7.031.080	2.999.546	2.400.958
		NETHERLANDS	144.381.554	132.373.950	146.397.694	103.557.244
		SOUTH AFRICA	-	-	1.999.829	1.433.877
38231930	Industrial monocarboxylic fatty acids, other than acid oils from refining, palm kernel fatty acid distillate		<b>5.996.599</b>	<b>5.077.350</b>	<b>10.000.867</b>	<b>6.806.641</b>
		INDIA	497.157	372.868	-	-
		NETHERLANDS	5.499.442	4.704.482	10.000.867	6.806.641
38249940	Chemical products & preparations of the chemical or allied industries, composite inorganic solvents		-	-	<b>12.930</b>	<b>20.102</b>
		SINGAPORE	-	-	630	9.085
		THAILAND	-	-	12.300	11.017
38256900	Residual products, other wastes from chemical or allied industries, other than mainly containing organic constituents		<b>24.520.193</b>	<b>24.520</b>	<b>3.011.446</b>	<b>3.011</b>
		MALAYSIA	24.520.193	24.520	3.011.446	3.011
38260022	Biodesel, not containing petroleum oil, Palm Methyl Ester with ester alkyl content > 98 %		<b>54.482.411</b>	<b>66.731.736</b>	<b>25.997.202</b>	<b>24.617.379</b>
		CHINA	49.986.938	60.685.325	25.997.202	24.617.379
		SINGAPORE	4.495.473	6.046.411	-	-
39069020	Acrylic polymers, other than poly(methyl methacrylate), in primary forms, in dispersion		<b>215</b>	<b>1.056</b>	-	-
		PHILIPPINES	215	1.056	-	-
39173129	Flexible tubes, pipe & hose, min burst pressure 27.6 Mpa, oth further worked than merely surface worked, oth HS 39173121-39173125		<b>8</b>	<b>2.783</b>	-	-
		MALAYSIA	8	2.783	-	-
39173299	Tubes, pipe & hose, oth than HS 39173100, without fittings, not further worked than merely surface-worked, other than HS 39173293-39173295		<b>10</b>	<b>66</b>	-	-
		MALAYSIA	10	66	-	-
39173999	Tubes, pipe & hose, oth than HS 39173100-39173300, other than further worked than merely surface-worked, other than 39173991-39173994		-	-	<b>10.627</b>	<b>76.213</b>
		MALAYSIA	-	-	10.627	76.213
39189099	Wall or ceiling coverings of plastic, of vulcanised fibre		<b>28</b>	<b>193</b>	-	-
		SINGAPORE	28	193	-	-
39199091	Self-adhesive plates, sheets, film, foil, tape, strip and other flat shapes, of chemical derivatives of natural rubber, in rolls of a width > 20 cm		-	-	<b>24</b>	<b>17</b>
		SINGAPORE	-	-	24	17

Lanjutan Lampiran/*Continued Appendix 7*

HS Code	COMMODITY DESCRIPTION	COUNTRY OF DESTINATION	2022		2023	
			NET WEIGHT (KG)	FOB VALUE (US\$)	NET WEIGHT (KG)	FOB VALUE (US\$)
(1)	(2)	(3)	(4)	(5)	(6)	(7)
39235000	Spools, cops, bobbins & similar supports, stoppers, lids, caps and other closures, for the conveyance or packing of goods		9	25	216	281
		SINGAPORE	9	25	216	281
39264000	Plastics, statuettes and other ornamental articles		35	120	-	-
		SINGAPORE	35	120	-	-
39269039	Plastics, hygienic, medical and surgical articles, other than plastic moulds with denture imprints		-	-	2	381
		SINGAPORE	-	-	2	381
39269049	Plastics, safety and protective devices, other than HS 39269041 - 39269044		150	3.645	-	-
		UNITED ARAB EMIRATES	150	3.645	-	-
39269093	Plastics, bucles, adjusters, hooks and cord stoppers		84	2.200	-	-
		MARSHALL ISLANDS	84	2.200	-	-
39269099	Plastics, n.e.c. in heading no. 3923		-	-	219	433
		BELGIUM	-	-	0	41
		SINGAPORE	-	-	219	392
40091100	Tubes, pipes & hoses, vulcanised rubber other than hard rubber, not reinforced/otherwise combined with oth materials without fittings		8	435	24	178
		MALAYSIA	8	435	-	-
		SINGAPORE	-	-	24	178
40092290	Tubes, pipes & hoses of vulcanised rubber other than hard rubber, reinforced or combined with metal, with fittings, other than HS 40092210		-	-	1.355	6.873
		BELGIUM	-	-	5	392
		SINGAPORE	-	-	1.350	6.482
40093199	Tubes, pipes & hoses of vulcanised rubber other than hard rubber, reinforced/combined w/textile, without fittings, n.e.c. in subheading 400931		612	11.600	29	1.170
		MARSHALL ISLANDS	612	11.600	-	-
		SINGAPORE	-	-	29	1.170
40093290	Tubes, pipes & hoses of vulcanised rubber other than hard rubber, reinforced/combined with textile, with fittings, n.e.c. in 400932		124	222	-	-
		SINGAPORE	124	222	-	-
40094290	Tubes/pipes & hoses, vulcanised rubber other than hard rubber, reinforced/combined with other materials, with fittings n.e.c. 400942		44	158	0	208
		FRANCE	38	135	-	-
		MALAYSIA	6	23	-	-
		SINGAPORE	-	-	0	208
40101900	Conveyor belts or belting, of vulcanised rubber, other than reinforced only with metal or textile material		-	-	3	180
		BELGIUM	-	-	3	180
40103200	Endless transm belts trapezoidal cross-section (Vbelts), oth thn V-ribbed, outside circum exceed 60 cm but not exceed 180 cm		-	-	1	42
		SINGAPORE	-	-	1	42
40103900	Transmission belts or belting, of vulcanised rubber, other than HS 40103100-40103600		74	319	-	-
		SINGAPORE	74	319	-	-
40122030	Used pneumatic tyres of rubber, of a kind used on aircraft		-	-	130	600
		CANADA	-	-	130	600
40169320	Gaskets and o-rings, of a kind used on motor vehicles of heading 8702, 8703, 8704 or 8711		-	-	50	2.454
		BELGIUM	-	-	1	287
		SINGAPORE	-	-	49	2.167

Lanjutan Lampiran/*Continued Appendix 7*

HS Code	COMMODITY DESCRIPTION	COUNTRY OF DESTINATION	2022		2023	
			NET WEIGHT (KG)	FOB VALUE (US\$)	NET WEIGHT (KG)	FOB VALUE (US\$)
(1)	(2)	(3)	(4)	(5)	(6)	(7)
40169390	Gaskets, washers and other seals of vulcanised rubber other than hard rubber, n.e.c. sub heading 401693		25	17.000	217	5.727
		FRANCE	-	-	45	5.360
		SINGAPORE	25	17.000	172	367
40169911	Parts&access kind used for vehicles of Chapter 87 for vehicles of head 8702,8703, 8704 or 8705,oth thn weatherstripping		-	-	29	717
		BELGIUM	-	-	29	717
40169919	Parts&accessories of a kind used for vehicles of Chapter 87 of vulcanised rubber exc hard rubber other than HS 40169911-40169919		-	-	2	73
		SINGAPORE	-	-	2	73
40169959	Articles used in machinery/mechanical/electric appliances/oth technical uses,noncellular rubber, other than HS 40169951-40169954		-	-	860	2.173
		SINGAPORE	-	-	860	2.173
40169960	Rail pads of vulcanised rubber other than hard rubber, non-cellular rubber		19	567	-	-
		INDIA	19	567	-	-
40169999	Articles of vulcanised rubber other than hard rubber, non-cellular rubber, n.e.c. in heading 4016		-	-	12	700
		FRANCE	-	-	2	4
		SINGAPORE	-	-	10	697
40170020	Articles of hard rubber other than floor tiles and wall tiles		-	-	139	844
		SINGAPORE	-	-	139	844
42029990	Cases & containers, n.e.c. in head 4202,of vulcanised fibre/of paperboard/wholly/mainly covered with such materials/w paper		12	46	-	-
		MALAYSIA	12	46	-	-
44012200	Wood in chips or particles, from non-coniferous		513.954.490	36.973.347	777.943.930	67.370.814
		CHINA	513.954.490	36.973.347	777.943.900	67.370.811
		TAIWAN	-	-	30	3
44013100	Sawdust and wood waste and scrap, agglomerated in logs, briquettes, pellets or similar forms : wood pellets		3.265.865	234.000	3.478.000	322.000
		KOREA, REPUBLIC OF	3.265.865	234.000	3.478.000	322.000
44072513	Wood, tropical wood, of dark red meranti or light red meranti, planed, sanded or end-jointed		-	-	12.206	33.373
		GERMANY, FED. REP. OF	-	-	12.206	33.373
44081090	Wood, coniferous, other than cedar wood pencil slats radiata pinewood used for blockboard manufacture, other than face veneer sheets		155.812	105.865	54.453	55.455
		INDIA	-	-	54.453	55.455
		PHILIPPINES	155.812	105.865	-	-
44083100	Dark Red Meranti, Light Red Meranti and Meranti Bakau of tropical wood, sheets for veneering, plywood and laminated wood		4.749	3.969	192.722	160.547
		CHINA	4.749	3.969	146.475	131.898
		TAIWAN	-	-	46.247	28.649
44083920	Face veneer sheets of tropical wood, other than Red Meranti, Light Red Meranti and Meranti Bakau		97.547	51.023	183.159	119.539
		CHINA	51.799	20.813	-	-
		KOREA, REPUBLIC OF	45.748	30.210	183.159	119.539
44083990	Other than Jelutong wood pencil slats and face veneer sheets, other than Red Meranti, Light Red Meranti, and Meranti Bakau		-	-	1.618.478	1.329.295
		CHINA	-	-	51.872	28.614
		INDIA	-	-	985.284	925.858
		KOREA, REPUBLIC OF	-	-	581.322	374.823
44089010	Face veneer sheets, of non-coniferous and other than tropical wood		-	-	22.910	15.570
		MALAYSIA	-	-	22.910	15.570

Lanjutan Lampiran/*Continued Appendix 7*

HS Code	COMMODITY DESCRIPTION	COUNTRY OF DESTINATION	2022		2023	
			NET WEIGHT (KG)	FOB VALUE (US\$)	NET WEIGHT (KG)	FOB VALUE (US\$)
(1)	(2)	(3)	(4)	(5)	(6)	(7)
44089090	Wood, other than in heading 4408, sheets for veneer/plywood, oth wood sawn, slice/peel, whether/not plan, sand/end-join,thicks6mm		<b>2.288.721</b>	<b>1.893.230</b>	<b>7.447.339</b>	<b>6.495.017</b>
		CHINA	-	-	45.838	30.286
		INDIA	2.158.757	1.822.593	7.245.379	6.355.110
		MALAYSIA	103.972	48.736	77.775	56.530
		NEPAL	-	-	26.037	15.727
		TAIWAN	25.992	21.901	52.310	37.364
44092900	Wood, non-coniferous, other than in heading 4409, cotinuously shaped along any of its edgee, ends/faces, whether or not planed, sanded or end-jointed		-	-	<b>502.676</b>	<b>768.402</b>
		CHINA	-	-	38.883	32.514
		GERMANY, FED. REP. OF	-	-	9.399	28.198
		JAPAN	-	-	311.039	546.880
		KOREA, REPUBLIC OF	-	-	125.327	135.414
		SINGAPORE	-	-	18.027	25.396
44123100	Plywood, consisting solely of sheets of wood (not bamboo), each ply ≤ 6mm thickness, with at least one outer ply of tropical wood		<b>51.071.301</b>	<b>90.744.308</b>	<b>36.226.277</b>	<b>34.264.754</b>
		AUSTRALIA	-	-	150.704	170.618
		BELGIUM	25.727	48.321	696.569	663.444
		CANADA	-	-	38.783	46.872
		CHINA	53.428	55.073	50.012	39.809
		HONG KONG	25.140	22.430	46.887	41.204
		INDIA	1.841.864	2.202.308	4.660.396	4.702.612
		JAPAN	5.995.310	10.418.325	2.492.350	2.204.240
		KOREA, REPUBLIC OF	985.878	1.419.232	1.872.270	1.575.513
		NEW ZEALAND	-	-	52.248	56.508
		OMAN	1.929.769	3.023.442	751.747	824.411
		PHILIPPINES	419.699	587.762	413.718	440.493
		SAUDI ARABIA	11.381.428	16.885.030	11.818.338	11.863.805
		SINGAPORE	677.950	418.938	2.198.849	1.084.572
		SOUTH AFRICA	-	-	38.940	44.174
		TAIWAN	1.463.733	1.931.168	3.852.940	3.003.492
		THAILAND	68.276	50.662	277.478	241.949
		UNITED ARAB EMIRATES	2.128.267	4.078.449	3.364.259	3.678.721
		UNITED KINGDOM	-	-	52.339	57.579
		UNITED STATES	24.074.832	49.603.167	3.397.450	3.524.738
44123400	Plywood, consisting solely of sheets of wood (not bamboo), each ply ≤ 6mm thickness, with at least one outer ply of non-coniferous wood not specified under subheading 441233		<b>105.300</b>	<b>97.024</b>	<b>69.950</b>	<b>65.504</b>
		UNITED STATES	105.300	97.024	69.950	65.504
44123900	Plywood, consisting solely of sheets of wood (not bamboo), each ply ≤ 6mm thickness, with both outer plies of coniferous wood		<b>3.179.128</b>	<b>3.462.489</b>	-	-
		OMAN	218.400	253.204	-	-
		SAUDI ARABIA	2.529.467	2.738.122	-	-
		UNITED ARAB EMIRATES	431.261	471.163	-	-
44124190	Laminated veneered lumber, with at least one outer ply of tropical wood other than teak		-	-	<b>153.054</b>	<b>150.446</b>
		JAPAN	-	-	153.054	150.446
44125100	Blockboard, laminboard, and battenboard, with at least one outer ply of tropical wood		<b>199.176</b>	<b>149.314</b>	<b>454.075</b>	<b>1.035.234</b>
		GERMANY, FED. REP. OF	-	-	449.215	1.031.036
		KOREA, REPUBLIC OF	4.060	2.182	4.860	4.198
		UNITED STATES	195.116	147.133	-	-
44129190	Other plywood, with at least one outer ply of tropical wood other than teak		-	-	<b>48.113</b>	<b>31.850</b>
		BELGIUM	-	-	48.113	31.850
44184000	Shuttering for concrete constructional work		-	-	<b>116.650</b>	<b>90.625</b>
		UNITED STATES	-	-	116.650	90.625

Lanjutan Lampiran/*Continued Appendix 7*

HS Code	COMMODITY DESCRIPTION	COUNTRY OF DESTINATION	2022		2023	
			NET WEIGHT (KG)	FOB VALUE (US\$)	NET WEIGHT (KG)	FOB VALUE (US\$)
(1)	(2)	(3)	(4)	(5)	(6)	(7)
44189200	Builders' joinery and carpentry of wood, other than HS 44181100-44188900, of cellular wood panels		-	-	<b>3.916</b>	<b>10.966</b>
		GERMANY, FED. REP. OF	-	-	3.916	10.966
44219996	Barecore, of other than bamboo		<b>126.356</b>	<b>102.438</b>	<b>52.010</b>	<b>27.773</b>
		TAIWAN	126.356	102.438	52.010	27.773
56090000	Articles of yarn, strip or the like of heading 5404 or 5405, twine, cordage, rope or cables, not elsewhere specified or included		<b>4</b>	<b>115</b>	-	-
		MALAYSIA	4	115	-	-
58063210	Narrow woven fabrics suitable for the manufacture of inked ribbons for typewriters or similar machines; safety seat belt fabrics; other woven fabrics; of man-made fibres		<b>20</b>	<b>969</b>	-	-
		BRUNEI DARUSSALAM	20	969	-	-
63072000	Life-jackets and life-belts		<b>25</b>	<b>80</b>	-	-
		SINGAPORE	25	80	-	-
63090000	Worn clothing and other worn articles		-	-	<b>205</b>	<b>4.818</b>
		MALAYSIA	-	-	205	4.818
71129200	Waste and scrap of platinum, including metal clad with platinum but excluding sweepings containing other precious metals		<b>169</b>	<b>3.939.086</b>	-	-
		GERMANY, FED. REP. OF	169	3.939.086	-	-
71171920	Imitation jewellery of base metal, whether or not plated with precious metal; other than cuff-links and studs; other than bangles		-	-	<b>1</b>	<b>22</b>
		SINGAPORE	-	-	1	22
72026000	Ferro-nickel		-	-	<b>109.992</b>	<b>144.199</b>
		CHINA	-	-	109.992	144.199
72209090	Flat-rolled products of stainless steel, of a width < 600 mm; other than not further worked than hot-rolled or cold-rolled; hoop and strip, of a width > 400 mm		<b>4</b>	<b>2.023</b>	-	-
		NETHERLANDS	4	2.023	-	-
72222090	Bars and rods, not further worked than cold-formed or cold-finished; other than of circular cross-section		<b>40</b>	<b>6.030</b>	-	-
		NETHERLANDS	40	6.030	-	-
72286090	Other bars and rods of other alloy steel, other than of circular cross-section; other than those of subheading 722810-722850		<b>1.221</b>	<b>7.092</b>	<b>1.136</b>	<b>57.923</b>
		SINGAPORE	1.221	7.092	1.136	57.923
73012000	Welded angles, shapes and sections, of iron or steel		-	-	<b>302</b>	<b>437</b>
		SINGAPORE	-	-	302	437
73029090	Railway/tramway track construction material of iron/steel, the following: check-rails & rack rails, chairs, chair wedges, rail clips, bedplates, ties & other material specialized for jointing/fixing rails		<b>975</b>	<b>5.552</b>	-	-
		SINGAPORE	975	5.552	-	-
73042290	Drill pipe, of stainless steel, of a kind used in drilling for oil or gas; other than with yield strength less than 80,000 psi, without threaded end		<b>221.642</b>	<b>1.020.551</b>	-	-
		MALAYSIA	221.642	1.020.551	-	-
73042390	Drill pipe, of iron/other than cast iron, of a kind used in drilling for oil or gas; with yield strength < 80,000 psi, with threaded end; or with yield strength ≥ 80,000 psi, whether/not with threaded end		<b>200.086</b>	<b>1.091.832</b>	-	-
		GABON	100	1.252	-	-
		MALAYSIA	199.986	1.090.580	-	-
73042920	Casing and tubing with yield strength less than 80,000 psi, with threaded end; other than of stainless steel		<b>54.450</b>	<b>231.327</b>	-	-
		MALAYSIA	54.450	231.327	-	-
73043110	Drillrod casing and tubing with pin and box threads; cold-drawn or cold-rolled (cold-reduced); of circular cross-section, of iron or non-alloy steel		<b>210</b>	<b>5.363</b>	-	-
		SINGAPORE	210	5.363	-	-

Lanjutan Lampiran/*Continued Appendix 7*

HS Code	COMMODITY DESCRIPTION	COUNTRY OF DESTINATION	2022		2023	
			NET WEIGHT (KG)	FOB VALUE (US\$)	NET WEIGHT (KG)	FOB VALUE (US\$)
(1)	(2)	(3)	(4)	(5)	(6)	(7)
73043990	Tubes, pipes & hollow profiles, seamless, of circular cross-section, of iron/ non-alloy steel; cold-drawn/ cold-rolled; other than those of HS 73043920 - 73043940		-	-	192	111
		SINGAPORE	-	-	192	111
73044900	Tubes, pipes & hollow profiles, seamless, of circular cross-section, of stainless steel; other than cold-drawn or cold-rolled (cold-reduced)		64	8.805	20	130
		FRANCE	-	-	20	130
		NETHERLANDS	64	8.805	-	-
73052000	Casing of a kind used in drilling for oil or gas		30.500	109.424	-	-
		SINGAPORE	30.500	109.424	-	-
73065099	Other tubes, pipes and hollow profiles; welded, of circular cross-section, of other alloy steel; with an external diameter not less than 12.5 mm		-	-	10.046	91.965
		SINGAPORE	-	-	10.046	91.965
73069094	Other tubes, pipes and hollow profiles of iron or steel; high pressure pipes, with an external diameter of less than 12.5 mm		-	-	2.510	9.307
		SINGAPORE	-	-	2.510	9.307
73069099	Other tubes, pipes and hollow profiles of iron or steel; n.e.c. in heading 7306		-	-	1.691	10.829
		SINGAPORE	-	-	1.691	10.829
73071110	Cast fittings, of non-malleable cast iron; hubless tube or pipe fittings		-	-	306	630
		SINGAPORE	-	-	306	630
73071900	Cast fittings, other than of non-malleable cast iron;		-	-	1.434	4.421
		SINGAPORE	-	-	1.434	4.421
73072110	Flanges; of stainless steel; having an internal diameter of less than 15 cm		273	3.357	-	-
		AUSTRALIA	273	3.357	-	-
73072210	Threaded elbows, bends and sleeves; of stainless steel; having an internal diameter of less than 15 cm		2.700	27.173	-	-
		MALAYSIA	2.700	27.173	-	-
73072910	Tube or pipe fittings; of stainless steel; other than flanges or threaded elbows, bends and sleeves or butt welding fittings; having an internal diameter of less than 15 cm		-	-	302	4.813
		SINGAPORE	-	-	302	4.813
73072990	Tube or pipe fittings; of stainless steel; other than flanges or threaded elbows, bends and sleeves or butt welding fittings; having an internal diameter of not less than 15 cm		6	920	7	5
		FRANCE	-	-	7	5
		MALAYSIA	6	920	-	-
73079110	Flanges of iron or steel; other than of stainless steel; having an internal diameter of less than 15 cm		-	-	970	1.254
		SINGAPORE	-	-	970	1.254
73079190	Flanges of iron or steel; other than of stainless steel; having an internal diameter of not less than 15 cm		-	-	396	5.183
		SINGAPORE	-	-	396	5.183
73079210	Threaded elbows, bends and sleeves of iron or steel; other than of stainless steel; having an internal diameter of less than 15 cm		-	-	1.659	19.903
		SINGAPORE	-	-	1.659	19.903
73079290	Threaded elbows, bends and sleeves of iron or steel; other than of stainless steel; having an internal diameter of not less than 15 cm		-	-	5.076	47.741
		SINGAPORE	-	-	5.076	47.741

Lanjutan Lampiran/*Continued Appendix 7*

HS Code	COMMODITY DESCRIPTION	COUNTRY OF DESTINATION	2022		2023	
			NET WEIGHT (KG)	FOB VALUE (US\$)	NET WEIGHT (KG)	FOB VALUE (US\$)
(1)	(2)	(3)	(4)	(5)	(6)	(7)
73079310	Butt welding fittings of iron or steel; other than of stainless steel; having an internal diameter of less than 15 cm		-	-	90	3.237
		KOREA, REPUBLIC OF	-	-	90	3.237
73079910	Tube or pipe fittings of iron or steel; other than of stainless steel; other than flanges or threaded elbows, bends and sleeves or butt welding fittings; having an internal diameter of less than 15 cm		-	-	3.471	37.001
		SINGAPORE	-	-	3.471	37.001
73079990	Tube/pipe fittings of iron or steel; oth than of stainless steel; other than flanges or threaded elbows, bends and sleeves or butt welding fittings; having an internal diameter of not less than 15 cm		1.530	1.542	1.261	5.520
		MALAYSIA	30	86	-	-
		SINGAPORE	1.500	1.456	1.261	5.520
73129000	Plaited bands, slings and the like, of iron or steel, not electrically insulated		-	-	100	550
		SINGAPORE	-	-	100	550
73151290	Articulated link chain and parts thereof, other than bicycle or motorcycle non roller chain of iron or steel		1.697	33.946	-	-
		AUSTRALIA	1.697	33.946	-	-
73158200	Chain of iron or steel; other than articulated link chain; other than stud-link chain; welded link		28	30	-	-
		MALAYSIA	28	30	-	-
73158990	Chain of iron or steel; other than articulated link chain; other than in subheading of 731581 and 731582; other than bicycles or motorcycle chain		500	2.000	6	25.954
		BELGIUM	500	2.000	-	-
		SINGAPORE	-	-	6	25.954
73159090	Parts of chain of iron or steel; other than parts of bicycle or motorcycle chain		-	-	12	14.951
		SINGAPORE	-	-	12	14.951
73181410	Threaded articles; self-tapping screws, having a shank of an external diameter not exceeding 16 mm		-	-	1.939	12.382
		SINGAPORE	-	-	1.939	12.382
73181490	Threaded articles; self-tapping screws, having a shank of an external diameter exceeding 16 mm		-	-	29	1.114
		SINGAPORE	-	-	29	1.114
73181510	Threaded articles; other screws and bolts, whether or not with their nuts or washers, having a shank of an external diameter not exceeding 16 mm		-	-	5.044	19.027
		BELGIUM	-	-	16	748
		SINGAPORE	-	-	5.028	18.279
73181590	Threaded articles; other screws and bolts, whether or not with their nuts or washers, having a shank of an external diameter exceeding 16 mm		266	7	5.429	14.718
		BELGIUM	-	-	40	1.434
		SINGAPORE	266	7	5.389	13.285
73181610	Threaded articles; nuts, whether or not with their nuts or washers, having a shank of an external diameter not exceeding 16 mm		-	-	139	55
		SINGAPORE	-	-	139	55
73181690	Threaded articles; nuts, whether or not with their nuts or washers, having a shank of an external diameter exceeding 16 mm		-	-	1.433	15.416
		SINGAPORE	-	-	1.433	15.416
73181910	Threaded articles; having a shank of an external diameter not exceeding 16 mm; other than those of subheading 731811 - 731816		-	-	167	167
		SINGAPORE	-	-	167	167
73182100	Non-threaded articles; spring washers and other lock washers		-	-	716	490
		SINGAPORE	-	-	716	490



Lanjutan Lampiran/*Continued Appendix 7*

HS Code	COMMODITY DESCRIPTION	COUNTRY OF DESTINATION	2022		2023	
			NET WEIGHT (KG)	FOB VALUE (US\$)	NET WEIGHT (KG)	FOB VALUE (US\$)
(1)	(2)	(3)	(4)	(5)	(6)	(7)
73182200	Non-threaded articles; other washers		-	-	2.918	8.768
		BELGIUM	-	-	10	1.376
		FRANCE	-	-	1	5
		SINGAPORE	-	-	2.908	7.387
73182310	Non-threaded articles; rivets having an external diameter not exceeding 16 mm		-	-	139	60
		SINGAPORE	-	-	139	60
73182400	Non-threaded articles; cotters and cotter-pin		-	-	1.019	1.621
		SINGAPORE	-	-	1.019	1.621
73182910	Non-threaded articles; having a shank of an external diameter not exceeding 16 mm; other than those of subheading 731821 - 731824		-	-	5.358	13.312
		SINGAPORE	-	-	5.358	13.312
73182990	Non-threaded articles; having a shank of an external diameter exceeding 16 mm; other than those of subheading 731821 - 731824		-	-	3.436	56.902
		GERMANY, FED. REP. OF	-	-	172	2.372
		SINGAPORE	-	-	3.264	54.530
73194010	Safety pins		-	-	693	9.399
		SINGAPORE	-	-	693	9.399
73194020	Other pins		-	-	3.180	19.954
		BELGIUM	-	-	170	743
		FRANCE	-	-	158	794
		SINGAPORE	-	-	2.852	18.418
73201011	Leaf-springs and leaves; suitable for use on motor vehicles of heading 8702, 8703 or 8704		-	-	301	2.280
		BELGIUM	-	-	301	2.280
73202090	Helical springs; not suitable for use on motor vehicles or machinery of heading 8429 or 8430		-	-	2.781	7.756
		SINGAPORE	-	-	2.781	7.756
73209090	Other springs and leaves for springs, of iron or steel; not suitable for use on motor vehicles		-	-	753	10.178
		SINGAPORE	-	-	753	10.178
73221900	Radiators and parts thereof; other than cast iron		-	-	139	2.448
		SINGAPORE	-	-	139	2.448
73251090	Other cast articles of iron or steel; of non-malleable iron other than manhole covers, gratings, frames therefor, spouts and cups for latex collection		-	-	1.585	13.230
		SINGAPORE	-	-	1.585	13.230
73261900	Other articles of iron or steel, other than grinding balls and similar articles for mills, forged or stamped but not further worked		-	-	300	1.470
		SINGAPORE	-	-	300	1.470
73269030	Stainless steel clamp assemblies with rubber sleeves of a kind used for hubless cast iron pipes and pipe fittings; of iron or steel		12	188	2.654	10.989
		MALAYSIA	12	188	-	-
		SINGAPORE	-	-	2.654	10.989
73269099	Other articles of iron or steel, n.e.c. in heading 7326		8.254	40.866	245	9.451
		AUSTRALIA	-	-	36	34
		FRANCE	-	-	4	6
		MALAYSIA	7.778	30.621	-	-
		SAUDI ARABIA	72	6.085	-	-
		SINGAPORE	85	585	205	9.410
		UNITED ARAB EMIRATES	318	3.575	-	-
74112900	Copper tubes and pipes; of copper alloys of other than copper-zinc, copper-nickel base alloys (cupro-nickel) or copper-nickel-zinc base alloys (nickel-silver))		-	-	7	51
		SINGAPORE	-	-	7	51

Lanjutan Lampiran/*Continued Appendix 7*

HS Code	COMMODITY DESCRIPTION	COUNTRY OF DESTINATION	2022		2023	
			NET WEIGHT (KG)	FOB VALUE (US\$)	NET WEIGHT (KG)	FOB VALUE (US\$)
(1)	(2)	(3)	(4)	(5)	(6)	(7)
74122099	Tube or pipe fittings other than of copper-zinc base alloys (brass), other than hose fittings		-	-	82	1.009
		SINGAPORE	-	-	82	1.009
74130091	Cables; of copper electrically insulated of a diameter exceeding 2828 mm		5	21	-	-
		MALAYSIA	5	21	-	-
74152100	Washers (including spring washers) not threaded (other than those of heading 8305); of copper		-	-	139	2.328
		SINGAPORE	-	-	139	2.328
74153310	Screws threaded (other than those of heading 8305); of copper		-	-	474	651
		SINGAPORE	-	-	474	651
76090000	Aluminium tube or pipe fittings (for example, couplings, elbows, sleeves)		-	-	77	1.025
		SINGAPORE	-	-	77	1.025
76129090	Other aluminium casks, drums, cans, boxes and containers for any material		4	3.329	-	-
		MALAYSIA	4	3.329	-	-
76169990	Other articles of aluminium		42	76.248	29	188
		MALAYSIA	42	76.248	-	-
		SINGAPORE	-	-	29	188
81089000	Other articles of titanium		0	37	-	-
		UNITED ARAB EMIRATES	0	37	-	-
82032000	Pliers (including cutting pliers), pincers, tweezers and similar tools		12	44	-	-
		MALAYSIA	12	44	-	-
82041100	Hand-operated spanners and wrenches; non-adjustable		75	89	40	3.769
		MALAYSIA	75	89	-	-
		SINGAPORE	-	-	40	3.769
82041200	Hand-operated spanners and wrenches; adjustable		47	16.564	5	394
		MALAYSIA	4	69	-	-
		SINGAPORE	43	16.495	5	394
82042000	Interchangeable spanner sockets, with or without handles		-	-	416	282
		SINGAPORE	-	-	416	282
82055900	Glaziers' diamond tools		6	2	678	14.022
		MALAYSIA	6	2	-	-
		SINGAPORE	-	-	678	14.022
82057000	Vices, clamps and the like		-	-	3	217
		BELGIUM	-	-	3	217
82060000	Tools of two or more of the headings 8202 to 8205, put up in sets for retail sale		10	300	-	-
		SINGAPORE	10	300	-	-
82071300	Rock drilling or earth boring tools with working part of cermets		33	1.882	-	-
	Interchangeable tools for hand tools	INDIA	33	1.882	-	-
82071900	Rock drilling or earth boring tools without working part of cermets, interchangeable tools for hand tools including parts		429	52.711	1.279	111.512
		CANADA	-	-	1.000	79.594
		CHINA	40	8.384	-	-
		GERMANY, FED. REP. OF	260	8.672	-	-
		KAZAKHSTAN	29	16.478	-	-
		MALAYSIA	-	-	70	14.339
		NORWAY	-	-	209	17.579
		PAKISTAN	100	19.178	-	-
82079000	Screw driving, interchangeable tools		6	1	1.109	1.461
		MALAYSIA	6	1	-	-
		SINGAPORE	-	-	1.109	1.461

Lanjutan Lampiran/*Continued Appendix 7*

HS Code	COMMODITY DESCRIPTION	COUNTRY OF DESTINATION	2022		2023	
			NET WEIGHT (KG)	FOB VALUE (US\$)	NET WEIGHT (KG)	FOB VALUE (US\$)
(1)	(2)	(3)	(4)	(5)	(6)	(7)
82089000	Knives and cutting blades, other than for metal working or wood working or for kitchen appliances or machines used by the food industry or agricultural, horticultural or forestry machines		6	15	-	-
		MALAYSIA	6	15	-	-
83012000	Locks of a kind used for motor vehicles; of base metal		-	-	0	592
		SINGAPORE	-	-	0	592
83014090	Locks not used for motor vehicles or furniture other than handcuffs or door locks		-	-	0	1.540
		SINGAPORE	-	-	0	1.540
83016000	Parts of padlocks and locks; of base metal		-	-	44	313
		BELGIUM	-	-	44	313
83021000	Hinges; of base metal		-	-	583	12.328
		SINGAPORE	-	-	583	12.328
83023090	mountings, fittings and similar articles suitable for motor vehicles; of base metal		-	-	667	5.361
		BELGIUM	-	-	165	3.376
		SINGAPORE	-	-	502	1.985
83024999	Base metal fittings and similar articles of a kind suitable for trunks, chests, caskets or the like		-	-	555	367
		SINGAPORE	-	-	555	367
83025000	Hat-racks, hat-pegs, brackets and similar fixtures; of base metal		-	-	10	11
		SINGAPORE	-	-	10	11
83071000	Flexible tubing with or without fittings; of iron or steel		3.000	39.189	-	-
		MALAYSIA	3.000	39.189	-	-
83079000	Flexible tubing with or without fittings; of base metal other than of iron or steel		4	48	-	-
		MALAYSIA	4	48	-	-
83099089	Bungs for metal drums; bung covers; seals; case corner protectors; of aluminium		-	-	3	377
		SINGAPORE	-	-	3	377
84021919	Other vapour generating boilers including hybrid boilers other than central heating hot water with a steam production not exceeding 15 t per hour electrically operated		-	-	13.000	35.000
		SINGAPORE	-	-	13.000	35.000
84049090	Part for use condensers or Auxiliary plant of subheadings 8404.20.00		-	-	39.320	3.582.537
		MALAYSIA	-	-	39.320	3.582.537
84069000	Parts of steam turbines and other vapour turbines		-	-	65	11.922
		MALAYSIA	-	-	65	11.922
84079090	Other engines ; other than of a power not exceeding 1865 and of a power exceeding 1865 kw but not exceeding 2238 kw		395	283	-	-
		SINGAPORE	395	283	-	-
84082023	Fully assembled other ; of a cylinder capacity exceeding 3,500 cc		-	-	25.000	10.000
		UNITED ARAB EMIRATES	-	-	25.000	10.000
84099119	Part of For machinery of heading 8429 or 8430		-	-	2	11
		FRANCE	-	-	2	11
84099179	Part of for other engines		-	-	163	17.224
		SINGAPORE	-	-	163	17.224
84099917	Other pistons ; for engines of machinery of heading 8429 or 8430		-	-	0	6.383
		SINGAPORE	-	-	0	6.383
84099919	Part of For engines of machinery of heading 8429 or 8430		-	-	2.090	8.745
		SINGAPORE	-	-	2.090	8.745
84099969	Part of For marine propulsion engines of a power exceeding 2238 kW		-	-	192	495
		SINGAPORE	-	-	192	495

Lanjutan Lampiran/*Continued Appendix 7*

HS Code	COMMODITY DESCRIPTION	COUNTRY OF DESTINATION	2022		2023	
			NET WEIGHT (KG)	FOB VALUE (US\$)	NET WEIGHT (KG)	FOB VALUE (US\$)
(1)	(2)	(3)	(4)	(5)	(6)	(7)
84099972	Cylinder blocks; crank cases ; for other engines	SINGAPORE	2.073	27.347	1.204	24.396
84099975	Cylinder heads and head covers ; for other engines	SINGAPORE	-	-	139	9.216
84099977	Other pistons ; for other engines	SINGAPORE	3.073	116.005	4.896	140.813
84099979	Part of for other engines	SINGAPORE	719	4.721	12.946	303.949
84122100	Hydraulic power engines and motors ; linear acting (cylinders)	AUSTRALIA	-	-	141	5.147
		GERMANY, FED. REP. OF	-	-	330	2.866
		SINGAPORE	-	-	855	89.179
84122900	Hydraulic power engines and motors ; other than linear acting (cylinders)	AUSTRIA	930	869	-	-
		MALAYSIA	145	1.549	1	123
		SINGAPORE	-	-	1.646	27.277
84123100	Pneumatic power engines and motors ; linear acting (cylinder)	SINGAPORE	-	-	139	326
84129010	Parts ; Of engines of subheading 841210	SINGAPORE	-	-	277	703
84129020	Parts ; For steam or other vapour power units incorporating boilers	SINGAPORE	-	-	1.070	12.152
84129090	Parts other than	CHINA	200	3.004	-	-
		EGYPT	-	-	7	1.201
		MALAYSIA	-	-	2.601	65.206
		SAUDI ARABIA	-	-	250	14.967
		SINGAPORE	287	301	251	6.275
84133030	Fuel, lubricating or cooling medium pumps for internal combustion piston engines ; of motor vehicles of heading 8702,8703 or 8704	SINGAPORE	-	-	880	36.149
84133090	Fuel, lubricating Other, centrifugal type other	FRANCE	-	-	50	280
		SINGAPORE	-	-	1.169	25.217
84135090	Other reciprocating positive displacement pumps other than water pumps with a flow rate not exceeding 8000 m3/h and exceeding 8000 m3/h but not exceeding 13000 m3/h	GERMANY, FED. REP. OF	-	-	130	471
		SINGAPORE	-	-	3.150	203.331
84136032	Water pumps, with a flow rate not exceeding 8,000 m3/h ; not electrically operated	SINGAPORE	-	-	55	2.443
84136090	Other rotary positive displacement pumps other than water pumps with a flow rate not exceeding 8000 m3/h and exceeding 8000 m3/h but not exceeding 13000 m3/h	SINGAPORE	2.200	4.109	277	10.783
84137039	Submersible water pumps other than With an inlet diameter not exceeding 200 mm	SINGAPORE	229	813	-	-
84137049	Other water pumps, with a flow rate not exceeding 8,000 m3/h ; other than with inlet diameter not exceeding 200 mm, electrically operated and not electrically operated	SINGAPORE	-	-	840	1.235
		SINGAPORE	-	-	840	1.235

Lanjutan Lampiran/*Continued Appendix 7*

HS Code	COMMODITY DESCRIPTION	COUNTRY OF DESTINATION	2022		2023	
			NET WEIGHT (KG)	FOB VALUE (US\$)	NET WEIGHT (KG)	FOB VALUE (US\$)
(1)	(2)	(3)	(4)	(5)	(6)	(7)
84137099	Other centrifugal pumps otherthan With an inlet diameter not exceeding 200 mm		120	1.800	-	-
		MALAYSIA	120	1.800	-	-
84138119	Other water pumps		8.766	48.525	7.624	75.449
		FRANCE	730	5.017	780	6.923
		SINGAPORE	8.036	43.508	6.844	68.526
84138220	liquid elevators ; not Electrically operated		45	3.165	-	-
		CHINA	45	3.165	-	-
84139190	Part ; Of other pumps		5.927	19.946	9.369	68.119
		SINGAPORE	5.927	19.946	9.369	68.119
84143090	Other Compressors of a kind used in refrigerating equipment		-	-	145	490
		BELGIUM	-	-	6	46
		SINGAPORE	-	-	139	443
84145992	Table fans ; Explosion-proof air fans, of a kind used in underground mining		-	-	139	3.360
		SINGAPORE	-	-	139	3.360
84148011	Laminar airflow cabinets ; fitted with filters		-	-	1.494	37.617
		SINGAPORE	-	-	1.494	37.617
84148029	Other not fitted with filters otherthan Suitable for industrial use		-	-	12	5.000
		MALAYSIA	-	-	12	5.000
84148041	Gas compression modules suitable for use in oil drilling operations ; compressor otherthan those of subheading 841430 or 841440		61.506	1.024.027	-	-
		SINGAPORE	61.506	1.024.027	-	-
84148049	Other Compressors other than those of subheading 841430 or 841440		550	18.000	83	110
		MARSHALL ISLANDS	550	18.000	-	-
		SINGAPORE	-	-	83	110
84148050	Air pumps		-	-	1.259	48.913
		SINGAPORE	-	-	1.259	48.913
84149022	Parts ; Of fans of blowers		-	-	24	742
		SINGAPORE	-	-	24	742
84149090	Part ; Of other pumps or compressors		-	-	277	991
		SINGAPORE	-	-	277	991
84159049	Part Of machines with a cooling capacity exceeding 5275 kW ; otherthan of a kind used in aircraft or railway rolling stock		-	-	139	97
		SINGAPORE	-	-	139	97
84195091	Heat exchange units ; electrically operated		-	-	12.000	60.000
		SINGAPORE	-	-	12.000	60.000
84195092	Heat exchange units ; not electrically operated		-	-	1.663	57.268
		SINGAPORE	-	-	1.663	57.268
84198913	Oth Machinery for the treatment of materials by a process involving heating, for the manufacture of printed circuit boards, printed wiring boards or printed circuit assemblies ; electrically operated		2	74	-	-
		SINGAPORE	2	74	-	-
84199029	Parts Of non-electrically operated articles ; otherthan of instantaneous gas water heaters, household type		-	-	140	23.904
		SINGAPORE	-	-	140	23.904
84212311	Oil filter For machinery of heading 8429 or 8430 :		-	-	856	32.827
		BELGIUM	-	-	302	17.499
		SINGAPORE	-	-	555	15.327
84212319	Machinery of heading 8429 or 8430 ; otherthan oil filter		109	5.116	-	-
		PHILIPPINES	109	5.116	-	-

Lanjutan Lampiran/*Continued Appendix 7*

HS Code	COMMODITY DESCRIPTION	COUNTRY OF DESTINATION	2022		2023	
			NET WEIGHT (KG)	FOB VALUE (US\$)	NET WEIGHT (KG)	FOB VALUE (US\$)
(1)	(2)	(3)	(4)	(5)	(6)	(7)
84212399	Oil or petrol-filters for internal combustion engines ; otherthan oil filters		-	-	0	155
		SINGAPORE	-	-	0	155
84212920	Filtering or purifying machinery and apparatus for liquids ; of a kind used for sugar manufacture		-	-	92	1.601
		SINGAPORE	-	-	92	1.601
84212950	Filtering or purifying machinery and apparatus for liquids ; other oil filters		267	47	890	28.086
		AUSTRALIA	-	-	245	22.857
		SINGAPORE	267	47	645	5.228
84212960	Filtering or purifying machinery and apparatus for liquids ; other of fluoropolymers and with filter or purifier membrane thickness not exceeding 140 microns		20	128	-	-
		SINGAPORE	20	128	-	-
84212990	Filtering or purifying machinery and apparatus for liquids other		-	-	2	56
		FRANCE	-	-	2	56
84213110	Intake air filters for internal combustion engines ; for machinery of heading 8429 or 8430		-	-	139	1.495
		SINGAPORE	-	-	139	1.495
84213190	Intake air filters for internal combustion engines ; otherthan for machinery of heading 8429 or 8430 and motor vehicles of chapter 87		-	-	1.359	11.486
		SINGAPORE	-	-	1.359	11.486
84213990	Filtering or purifying machinery and apparatus for gases ; other		-	-	1.386	13.493
		SINGAPORE	-	-	1.386	13.493
84219929	Part other Filtering cartridges for filters of subheading 842123 ; otherthan subheading 84212311 or 84212321		-	-	25	6.428
		SINGAPORE	-	-	25	6.428
84219940	Part other ; Of goods of subheading 84212950		-	-	440	878
		SINGAPORE	-	-	440	878
84219950	Part other ; Of goods of subheading 84212960		35	5.489	-	-
		CANADA	35	5.489	-	-
84219996	Part other ; Of goods of subheading 84212311 or 84212391		-	-	57	1.374
		SINGAPORE	-	-	57	1.374
84219999	Part other ; otherthan of goods of subheading 84212920 ; 84212111 ; 84212311 or 84212391 ; and 84212319 or 84212399		-	-	15	507
		SINGAPORE	-	-	15	507
84248990	Mechanical other appliances ; Other not electrically operated		-	-	100	4.486
		PHILIPPINES	-	-	100	4.486
84249010	Part Of fire extinguishers		-	-	6	2.860
		AUSTRALIA	-	-	2	860
		MALAYSIA	-	-	4	2.000
84251900	Pulley tackle and hoists other than skip hoists ; and otherthan powered by electric motor		2.150	721	300	447
		SINGAPORE	2.150	721	300	447
84261990	Ship's derricks ; otherthan ; bridge cranes and gantry cranes		4.482.188	10.925.100	-	-
		BELGIUM	4.482.188	10.925.100	-	-
84269900	Other machinery ; otherthan ; Designed for mounting on road vehicles		600	430	-	-
		SINGAPORE	600	430	-	-
84291100	Bulldozers and angledozers ; track laying		-	-	26.000	11.550
		MALAYSIA	-	-	26.000	11.550
84292000	Graders and levellers		17.000	7.000	-	-
		MALAYSIA	17.000	7.000	-	-

Lanjutan Lampiran/*Continued Appendix 7*

HS Code	COMMODITY DESCRIPTION	COUNTRY OF DESTINATION	2022		2023	
			NET WEIGHT (KG)	FOB VALUE (US\$)	NET WEIGHT (KG)	FOB VALUE (US\$)
(1)	(2)	(3)	(4)	(5)	(6)	(7)
84304100	Other boring or sinking machinery ; self-propelled		-	-	428	853
		MALAYSIA	-	-	428	853
84304990	Other boring or sinking machinery ; otherthan ; Wellhead platforms with integrated production modules suitable for use in drilling operations		-	-	141	21.762
		SINGAPORE	-	-	141	21.762
84311019	Machinery of heading 8425 ; of electrically operated of goods subheading 84251100 ; 84253100 ; or 84254910		-	-	13.000	10.264
		MALAYSIA	-	-	13.000	10.264
84312010	Machinery of heading 8427; subheading 842710 or 842720		-	-	716	39.991
		SINGAPORE	-	-	716	39.991
84313990	Machinery of heading 8428 other		-	-	3.070	402
		SINGAPORE	-	-	3.070	402
84314190	Machinery of heading 8426; 8429 or 8430 ; bucket; shovels; grabs; and grips; otherthan for machinery of heading 8426		-	-	139	10.671
		SINGAPORE	-	-	139	10.671
84314300	Machinery of heading 8426; 8429 or 8430 ; part for boring or sinking machinery of subheading 843041 or 843049		93.179	2.330.400	184.146	8.299.411
		AUSTRALIA	1.030	6.888	199	7.886
		BRUNEI DARUSSALAM	90	72.113	341	3.470
		CHINA	18.463	513.986	4.291	139.499
		MALAYSIA	37.317	874.985	150.242	7.882.020
		MEXICO	-	-	160	4.621
		NORWAY	3.300	399.815	-	-
		QATAR	-	-	190	82.746
		SINGAPORE	28.208	199.425	28.563	146.058
		UNITED KINGDOM	-	-	160	33.111
		UNITED STATES	4.771	263.188	-	-
84314920	Machinery of heading 8426 ; 8429; or 8430; Cutting edges or end bits of a kind used for scrapers, graders or levellers		-	-	156	80
		CHINA	-	-	156	80
84314990	Oth parts suitable use of oth moving, grading, levelling, scraping, excavating, tamping, compacting		37.026	60.177	44.330	850.167
		CANADA	-	-	10.220	204.534
		FRANCE	-	-	731	1.845
		MALAYSIA	36.000	39.600	-	-
		SINGAPORE	1.026	20.577	33.314	637.477
		SOUTH AFRICA	-	-	65	6.310
84369929	Parts of oth forestry, poultry-keep/bee-keep machinery non-electrically operated & equipments		-	-	139	1.986
		SINGAPORE	-	-	139	1.986
84661090	Tool holder&self-opening diehead for machineth of 8456901084569020/84603110/ 84659110/84659210/84659510/84659950		-	-	3	255
		BELGIUM	-	-	3	255
84678900	Tools; for working in the hand, (other than chain saws), hydraulic or with self-contained non-electric motor, (not pneumatic)		228	390	-	-
		SINGAPORE	228	390	-	-
84679200	Parts of tools working in the hand of pneumatic		242	1.426	-	-
		SINGAPORE	242	1.426	-	-
84679990	Other parts of tools of goods of other than drills, saws and all kinds, non-electric motor		-	-	120	1.135
		SINGAPORE	-	-	120	1.135
84716040	Mouses, light pens, joysticks, track balls, and touch sensitive screens		10	74	-	-
		SINGAPORE	10	74	-	-
84716090	Other input or output units, whether or not containing storage units in the same housing		-	-	7	106
		SINGAPORE	-	-	7	106

Lanjutan Lampiran/*Continued Appendix 7*

HS Code	COMMODITY DESCRIPTION	COUNTRY OF DESTINATION	2022		2023	
			NET WEIGHT (KG)	FOB VALUE (US\$)	NET WEIGHT (KG)	FOB VALUE (US\$)
(1)	(2)	(3)	(4)	(5)	(6)	(7)
84718010	Control and adaptor units		10	160	-	-
		SINGAPORE	10	160	-	-
84719090	Other units of automatic data processing machines :		-	-	30	30
		FRANCE	-	-	30	30
84749000	Parts of machines of subheading 8474		13.915	48.281	-	-
		AUSTRALIA	13.915	48.281	-	-
84798120	Machines for treating metal, including electric wire coilwinders, not electrically operated		-	-	139	2.724
		SINGAPORE	-	-	139	2.724
84798300	Cold isostatic presses		63	9.903	-	-
		UNITED STATES	63	9.903	-	-
84798969	Electrically operated non-automatic service-vending machines		-	-	1.718	3.559
		AUSTRALIA	-	-	143	137
		SINGAPORE	-	-	1.575	3.422
84798970	Non-electrically operated automatic service-vending machines		1.024	44.659	9.961	20.233
		CHINA	32	4.829	-	-
		GABON	600	19.888	-	-
		GUYANA	11	2.578	-	-
		INDIA	77	5.688	-	-
		MALAYSIA	-	-	300	6.659
		QATAR	104	3.817	-	-
		SINGAPORE	-	-	9.660	12.629
		THAILAND	-	-	1	945
		UNITED ARAB EMIRATES	200	7.860	-	-
84799090	Parts of goods of subheading 84798950		283	37.122	1.142	4.943
		GHANA	-	-	1.046	1.420
		ITALY	225	27.345	-	-
		MALAYSIA	13	4.767	-	-
		NORWAY	45	5.010	15	3.475
		SINGAPORE	-	-	81	48
84811099	Other taps, cocks, valves & similar appliances for pipes, boiler shells, tanks, vats or the like		-	-	2	642
		SINGAPORE	-	-	2	642
84812019	Manually operated sluice or gate valves of other than iron or steel with inlet or outlet of an internal diameter exceeding 5 cm but not exceeding 40 cm		-	-	1	272
		SINGAPORE	-	-	1	272
84812090	Other sluice/gate valves for oleohydraulic or pneumatic		-	-	5.520	168.624
		SINGAPORE	-	-	5.520	168.624
84814010	Safety or relief valves of copper or copper alloys, with an internal diameter of <=2.5 cm		1.000	14.633	13	263
		MALAYSIA	1.000	14.633	-	-
		SINGAPORE	-	-	13	263
84814090	Other safety or relief valves		2.366	222.325	618	47.822
		FRANCE	-	-	1	55
		NIGERIA	2.220	177.928	-	-
		SINGAPORE	146	44.397	617	47.768
84818014	Valves for tubeless tyres of other materials		28	984	-	-
		MALAYSIA	28	984	-	-
84818072	Ball valves; of plastics and more than 25 cm in internal diameter		6	28	-	-
		MALAYSIA	6	28	-	-
84818077	Gate valves, manually operated, of iron or steel; having inlet and outlet internal diameters of not more than 5 cm		-	-	1.101	20.748
		SINGAPORE	-	-	1.101	20.748



Lanjutan Lampiran/*Continued Appendix 7*

HS Code	COMMODITY DESCRIPTION	COUNTRY OF DESTINATION	2022		2023	
			NET WEIGHT (KG)	FOB VALUE (US\$)	NET WEIGHT (KG)	FOB VALUE (US\$)
(1)	(2)	(3)	(4)	(5)	(6)	(7)
84818099	Water taps of copper or copper alloy with an internal diameter more than 25 cm		2.448	105.668	98	82.614
		BELGIUM	-	-	15	3.439
		FRANCE	-	-	1	20
		GABON	400	49.326	-	-
		MALAYSIA	2.012	52.662	-	-
		SINGAPORE	36	3.680	36	922
		UNITED STATES	-	-	47	78.233
84819090	Other valve cores of inner tube or tubeless tyre valves		-	-	24.924	5.060.540
		MALAYSIA	-	-	9.100	2.810.107
		NORWAY	-	-	13.900	2.233.580
		SINGAPORE	-	-	1.924	16.853
84821000	Ball bearings		-	-	896	6.377
		SINGAPORE	-	-	896	6.377
84822000	Tapered roller bearings, including cone and tapered roller assemblies		-	-	467	36.502
		SINGAPORE	-	-	467	36.502
84824000	Needle roller bearings, including cage and needle roller assemblies		-	-	9	50
		SINGAPORE	-	-	9	50
84825000	Other cylindrical roller bearings, including cage and roller assemblies		-	-	1.308	80.061
		SINGAPORE	-	-	1.308	80.061
84828000	Other bearings, including combined ball/roller bearings		470	321	8.221	60.487
		GERMANY, FED. REP. OF	-	-	3.360	59.172
		MALAYSIA	-	-	61	756
		SINGAPORE	470	321	4.800	559
84829900	Parts of ball/roller bearings; other than balls, needles and rollers		-	-	500	2.571
		SINGAPORE	-	-	500	2.571
84831010	Transmission shafts and cranks; for machinery of heading 8428 or 8430		-	-	982	15.239
		SINGAPORE	-	-	982	15.239
84831039	Other transmission shafts and cranks		-	-	2	9.812
		SINGAPORE	-	-	2	9.812
84831090	Other transmission shafts and cranks; for marine propulsion engines		490	656	387	34.401
		SINGAPORE	490	656	195	23.542
		UNITED ARAB EMIRATES	-	-	192	10.859
84832020	Bearing housings, incorporating ball or roller bearings; for machinery of heading 8429 or 8430		-	-	255	6.166
		CHINA	-	-	113	3.069
		SINGAPORE	-	-	142	3.098
84832090	Bearing housings, incorporating ball or roller bearings; other than for machinery of heading 8429/8430 and engines of vehicles of Chapter 87		-	-	81	312
		SINGAPORE	-	-	81	312
84833030	Bearing housings, not incorporating ball or roller bearings; plain shaft bearings; for engines of vehicles of Chapter 87		-	-	1	1.288
		SINGAPORE	-	-	1	1.288
84833090	Bearing housings, not incorporating ball or roller bearings; plain shaft bearings; other than for engines of vehicles of Chapter 87		4.830	14.627	9.513	73.333
		BELGIUM	-	-	3	288
		SINGAPORE	4.830	14.627	9.510	73.045
84834030	Gears and gearing/wheels/chain sprockets & other transmission elements; ball/roller screws; gear boxes & other speed changers, including torque converters; for machinery of heading 8429/8430		-	-	1.298	42.032
		AUSTRIA	-	-	680	640
		SINGAPORE	-	-	618	41.392

Lanjutan Lampiran/*Continued Appendix 7*

HS Code	COMMODITY DESCRIPTION	COUNTRY OF DESTINATION	2022		2023	
			NET WEIGHT (KG)	FOB VALUE (US\$)	NET WEIGHT (KG)	FOB VALUE (US\$)
(1)	(2)	(3)	(4)	(5)	(6)	(7)
84834040	Gears and gearing/wheels/chain sprockets & other transmission elements; ball/roller screws; gear boxes & other speed changers, including torque converters; for engines of vehicles of Chapter 87		-	-	326	1.698
		SINGAPORE	-	-	326	1.698
84834090	Other gears and gearing/wheels/chain sprockets & other transmission elements; ball/roller screws; gear boxes & other speed changers, including torque converters		8.850	4.499	4.819	8.941
		SINGAPORE	8.850	4.499	4.819	8.941
84835000	Flywheels and pulleys, including pulley blocks		-	-	1.551	41.273
		SINGAPORE	-	-	1.551	41.273
84836000	Clutches and shaft couplings (including universal joints)		-	-	449	22.724
		SINGAPORE	-	-	449	22.724
84839014	Toothed wheels, chain sprockets and other transmission elements presented separately; parts of goods of subheading 848310; for goods of heading 8711		3.200	68.700	-	-
		BELGIUM	3.200	68.700	-	-
84839019	Toothed wheels, chain sprockets and other transmission elements presented separately; parts of goods of subheading 848310 other than of HS 84839011 - 84839015		-	-	215	10.562
		SINGAPORE	-	-	215	10.562
84839099	Toothed wheels, chain sprockets and other transmission elements presented separately; other than parts of goods of subheading 848310 other than of HS 84839091 - 84839055		21	63	6.279	244.813
		SINGAPORE	21	63	6.279	244.813
84841000	Gaskets and similar joints of metal sheeting combined with other material or of two or more layers of metal		-	-	131	9.088
		BELGIUM	-	-	0	195
		INDIA	-	-	4	3.939
		SINGAPORE	-	-	127	4.954
84842000	Mechanical seals		-	-	245	25.876
		INDIA	-	-	3	7.281
		SINGAPORE	-	-	242	18.595
84859090	Parts of machines for additive manufacturing; other than of subheading 84852000		-	-	12	414
		SINGAPORE	-	-	12	414
84879000	Other machinery parts, not containing electrical connectors, insulators, coils, contacts or other electrical features, not specified or included elsewhere in this Chapter		-	-	277	374
		SINGAPORE	-	-	277	374
85011049	Other DC motors; other than used for the goods of heading 8415, 8418, 8450, 8509 or 8516; of an output not exceeding 375 W		-	-	139	109
		SINGAPORE	-	-	139	109
85012029	Universal AC/DC motors of an output exceeding 1 kW other than; of a kind used for the goods of heading 8415, 8418, 8450, 8509 or 8516		4.500	215	18	291
		SINGAPORE	4.500	215	18	291
85013160	Parts and accessories motors of a kind used for vehicles in chapter 87		-	-	277	881
		SINGAPORE	-	-	277	881
85013170	DC motors of an output not exceeding 750 W of a kind used other than for HS Codes 85013130 & 85013160		-	-	1.576	1.099
		BELGIUM	-	-	1	182
		SINGAPORE	-	-	1.575	918

Lanjutan Lampiran/*Continued Appendix 7*

HS Code	COMMODITY DESCRIPTION	COUNTRY OF DESTINATION	2022		2023	
			NET WEIGHT (KG)	FOB VALUE (US\$)	NET WEIGHT (KG)	FOB VALUE (US\$)
(1)	(2)	(3)	(4)	(5)	(6)	(7)
85015219	AC motors, multi-phase; of an output not exceeding 1k W other than of a kind used for HS Codes 85015211 & 85015212	SINGAPORE	-	-	6	2.061
85021390	Generating sets with compression- ignition internal combustion piston engines (diesel or semi-diesel engines) of an 375 kVA < output < 12,500 kVA	BANGLADESH	-	-	12.500	93.100
85023910	Other generating sets ; other of an output not exceeding 10 kVA	MALAYSIA	80	4	-	-
85030090	Other parts suitable for use solely or principally with the machines of heading 8501 or 8502	MALAYSIA	-	-	15	5.000
85044090	Other static converters other than of subheading 85044011, 85044019, 85044020, 85044030, 85044040	BELGIUM	16.400	276.000	-	-
		MALAYSIA	97	1.635	-	-
		MONGOLIA	9	680	-	-
85049090	Other parts of electrical transformers, static converters and inductors	SINGAPORE	1.865	50.171	2.302	58.212
85059090	Other electro-magnets, including parts	SINGAPORE	-	-	139	108
85065000	Primary cells and primary batteries; lithium	SINGAPORE	1	1.211	-	-
85111090	Sparkling plugs suitable for other than aircraft/motor vehicle engines	SINGAPORE	-	-	139	320
85113099	Distributors; ignition coil; suitable for other than aircraft/motor vehicle engines; assembled	SINGAPORE	-	-	139	5.160
85114010	Starter motors and dual purpose starter-generators; used for aircraft engines	MALAYSIA	-	-	17	3.000
85114029	Other unassembled starter motors for engines of vehicles other than heading 8702/8703/8704/8705	SINGAPORE	-	-	2	5.386
85119090	Parts of electrical ignition/starting equipment/generators; other than for aircraft/motor vehicles engines	SINGAPORE	1.851	43.532	2.365	34.537
85123020	Unassembled sound signalling equipment	FRANCE	-	-	0	5
85129020	Parts of windscreen wipers/defrosters/demisters of goods subheading 851220/851230/851240	SINGAPORE	-	-	278	1.608
85153100	Machines and apparatus for arc (including plasma arc) welding of metals; fully or partly automatic	SINGAPORE	4.000	10.000	-	-
85176900	Other apparatus for transmission or reception of voice, images or other data	SINGAPORE	-	-	24	1.454
85258110	Video camera recorders; high-speed goods as specified in Subheading Note 1 to this Chapter	MONGOLIA	9	2.376	-	-
85299040	Parts of digital cameras or video camera recorders	SINGAPORE	38	1.200	-	-

Lanjutan Lampiran/*Continued Appendix 7*

HS Code	COMMODITY DESCRIPTION	COUNTRY OF DESTINATION	2022		2023	
			NET WEIGHT (KG)	FOB VALUE (US\$)	NET WEIGHT (KG)	FOB VALUE (US\$)
(1)	(2)	(3)	(4)	(5)	(6)	(7)
85318090	Electric sound or visual signalling apparatus (bells, sirens), other than electronic bells or flat panel displays		-	-	0	373
		SINGAPORE	-	-	0	373
85359090	Electrical apparatus for switching or protecting electrical circuits, or for making connections to or in electrical circuits, for a voltage > 1,000 volts, not elsewhere classified in heading 8535		10	123	0	45
		BELGIUM	-	-	0	45
		MALAYSIA	10	123	-	-
85361099	Fuses other than thermal fuses and glass type fuses, voltage ≤ 1,000 volts, not elsewhere classified or include in subheading 853610		-	-	0	117
		BELGIUM	-	-	0	117
85364191	Semiconductor or electro-magnetic relays of voltage ≤ 28 V		-	-	277	74
		SINGAPORE	-	-	277	74
85364199	Semiconductor or electro-magnetic relays of voltage > 28 V but ≤ 60 V		-	-	0	29
		SINGAPORE	-	-	0	29
85365039	High inrush switches; power switches for TV; rotary, slide, see-saw & magnetic switches for AC; commutators for stoves & ranges; microphone switches; current capacity ≥ 16 A & voltage ≤ 1 kV		-	-	26	5.325
		SINGAPORE	-	-	26	5.325
85365059	Insulated thyristor AC switches; electronics switches, consisting of chip-on-chip technology, voltage ≤ 1,000 V; electro-mechanical snap-action switches for current ≥ 16 A but ≤ 11 A		-	-	0	926
		SINGAPORE	-	-	0	926
85365095	Change-over switches of a kind used for starting electric motors; fuse switches, voltage ≤ 1,000 V		-	-	139	133
		SINGAPORE	-	-	139	133
85365096	Electrical apparatus for switching or protecting electrical circuits n.e.c. in subheading 853650, voltage ≤ 1,000 V & current < 16 A, not suitable for use in electric fans & starting motors		4	368	-	-
		MALAYSIA	4	368	-	-
85367090	Connectors for optical fibres, optical fibre bundles or cables, of other than ceramics or copper, for a voltage not exceeding 1,000 volts		24	139	-	-
		MALAYSIA	24	139	-	-
85369039	Cable connectors consisting of a jack plug, terminal with or without pin, connector, or adaptor for co-axial cable, for a current of 16 A or more and voltage not exceeding 1,000 volts;		66	3.402	2	271
		MALAYSIA	66	3.402	-	-
		SINGAPORE	-	-	2	271
85369040	Battery clamps, of a kind used for motor vehicles of heading 8702, 8703, 8704 or 8711, for a voltage not exceeding 1,000 volts		10	12	-	-
		MALAYSIA	10	12	-	-
85371019	Switchboards for a voltage ≤ 1,000 V		1.000	72	1	476
		FRANCE	-	-	1	476
		SINGAPORE	1.000	72	-	-
85371040	Motor controllers with output rating of 24 V to 120 V DC and with ampere rating of 300 A to 500 A, voltage ≤ 1,000 V		21	800	-	-
		FRANCE	21	800	-	-

Lanjutan Lampiran/*Continued Appendix 7*

HS Code	COMMODITY DESCRIPTION	COUNTRY OF DESTINATION	2022		2023	
			NET WEIGHT (KG)	FOB VALUE (US\$)	NET WEIGHT (KG)	FOB VALUE (US\$)
(1)	(2)	(3)	(4)	(5)	(6)	(7)
85371091	Board,panel,console,desk,cabinet oth than switchboard & control panel/distribution board/programmable logic controller/motor controller; used in radio equipment/in electric fan; voltage ≤ 1,000 V	AUSTRALIA	-	-	72	787
85371092	Board,panel,console,desk,cabinet oth than switchboard & control panel/distribution board/programmable logic controller/motor controller/motor controller;suitable use in distributed control systems;voltage ≤ 1,000 V	SINGAPORE	-	-	29	395
85371099	Board,panel,console,desk,cabinet oth than switchboard & control panel/distribution board/programmable logic controller/motor controller not elsewhere classified in subheading 853710; voltage ≤ 1,000 V	FRANCE	-	-	11	398
		SINGAPORE	-	-	36	8.654
85372090	Boards, panels, consoles, desks, cabinets & other bases, not elsewhere classified in subheading 853720, for a voltage exceeding 1,000 V	SINGAPORE	20	143	-	-
85381019	Part of board,panel,console,desk,cabinet & oth base for good of head 8537,not equipped w/ their apparatus oth than part of programmable logic controller/a kind used in radio equipment,voltage ≤1,000 V	FRANCE	-	-	2	259
85389019	Parts suitable use solely/principally w/ apparatus of subhead 8535, 8536 or 8537; oth than HS. 85366910, 85369012, 85369019, 85365051, 85365059, 85366932, 85366939, or 85371020; voltage ≤ 1,000 V	SINGAPORE	-	-	167	208
85391090	Sealed beam lamp units; other than for motor vehicles of Chapter 87	FRANCE	-	-	1	15
85392130	Tungsten halogen; of a kind used for motor vehicles	BELGIUM	-	-	13	639
85423100	Electronic integrated circuits: processors and controllers, whether or not combined with memories, converters, logic circuits, amplifiers, clock and timing circuits, or other circuits	SINGAPORE	-	-	2	6.778
85439090	Parts of electrical machines and apparatus, having individual functions other than of goods of subheading 854310 or 854320, 85433020, 85437030, and 85437040	SINGAPORE	-	-	162	2.700
85442039	Insulated cable fitted other than with rubber or plastics, for a voltage exceeding 66 kV	MALAYSIA	-	-	16.200	12.558
		SINGAPORE	-	-	3	4.626
85443019	Wiring harnesses for motor vehicles, insulated other than with rubber or plastics, of a kind used not for vehicles of heading 8702, 8703, 8704 or 8711	BELGIUM	-	-	14	1.353

Lanjutan Lampiran/*Continued Appendix 7*

HS Code	COMMODITY DESCRIPTION	COUNTRY OF DESTINATION	2022		2023	
			NET WEIGHT (KG)	FOB VALUE (US\$)	NET WEIGHT (KG)	FOB VALUE (US\$)
(1)	(2)	(3)	(4)	(5)	(6)	(7)
85444219	Electric conductors, fitted with connectors, used for telecommunications, voltage ≤ 80 V; not insulated with rubber, plastics or paper; other than submarine telephone/telegraph/radio relay cables		612	12.506	97	4.086
		SINGAPORE	-	-	97	4.086
		UNITED KINGDOM	612	12.506	-	-
85444299	Electric conductors, fitted with connectors; voltage ≤ 1,000 V; not used for telecommunications other than battery cables		28	2	-	-
		MALAYSIA	28	2	-	-
85444949	Electric conductors, not fitted w/ connectors, not use for telecommunication, voltage > 80 V but ≤ 1,000 V, oth than cables insulated with plastics, rubber, plastics/paper		-	-	149	20.312
		AUSTRALIA	-	-	149	20.312
85446029	Electronics conductors other than cables insulated with rubber, plastics or paper, voltage > 36 kV but ≤ 66 kV		-	-	17.100	2.171.518
		MALAYSIA	-	-	17.100	2.171.518
85446039	Electronics conductors not insulated with rubber, plastics or paper, voltage exceeding 66 kV		-	-	8.500	748.249
		MALAYSIA	-	-	8.500	748.249
85447090	Optical fibre cables other than submarine telephone cables; submarine telegraph cables; submarine radio relay cables		-	-	139	3.857
		SINGAPORE	-	-	139	3.857
85451900	Carbon electrodes with or without metal, of a kind used for electrical purpose other than furnaces		-	-	60	4.000
		SINGAPORE	-	-	60	4.000
85472000	Insulating fittings for electrical machines, of plastics, other than insulators of heading 8546		-	-	29	53
		SINGAPORE	-	-	29	53
86090010	Containers of base metal (including containers for the transport of fluids) specially designed and equipped for carriage by one or more modes of transport		16.000	57.530	-	-
		MALAYSIA	16.000	57.530	-	-
86090090	Containers of non-base metal (including containers for the transport of fluids) specially designed and equipped for carriage by one or more modes of transport		2.000	15.000	31.870	304.200
		MALAYSIA	-	-	31.870	304.200
		SINGAPORE	2.000	15.000	-	-
87082919	Components of door trim assemblies; for vehicles of heading 8705		-	-	1	17.987
		SINGAPORE	-	-	1	17.987
87082999	Other than components of door trim assemblies & parts of safety seat belts; for vehicles of heading 8705		-	-	1.100	7.945
		AUSTRALIA	-	-	113	100
		BELGIUM	-	-	7	211
		SINGAPORE	-	-	979	7.633
87083029	Brakes and servo-brakes, parts thereof; other than brake drums, brake discs or brake pipes; for vehicles of heading 8703		-	-	1.415	29.503
		SINGAPORE	-	-	1.415	29.503
87083090	Brakes and servo-brakes, parts thereof; other than brake drums, brake discs or brake pipes; for vehicles of heading 8705		-	-	139	1.691
		BELGIUM	-	-	139	1.691
87084013	Gear boxes, unassembled; for vehicles of heading 8704 or 8705		-	-	163	8.718
		SINGAPORE	-	-	163	8.718

Lanjutan Lampiran/*Continued Appendix 7*

HS Code	COMMODITY DESCRIPTION	COUNTRY OF DESTINATION	2022		2023	
			NET WEIGHT (KG)	FOB VALUE (US\$)	NET WEIGHT (KG)	FOB VALUE (US\$)
(1)	(2)	(3)	(4)	(5)	(6)	(7)
87084019	Gear boxes, unassembled; for vehicles of heading 8702		-	-	795	55.937
		SINGAPORE	-	-	795	55.937
87084099	Parts of gear boxes; for vehicles; other than of heading 8701 and 8703		1.254	516	724	24.147
		BELGIUM	-	-	724	24.147
		SINGAPORE	1.254	516	-	-
87085029	Drive-axles with differential, whether or not provided with other transmission components, and non-driving axles; assembled; for vehicles of heading 8702		-	-	277	2.354
		SINGAPORE	-	-	277	2.354
87087099	Parts and accessories of the road wheels; other than hub-cups, wheels, tyres; for vehicles of heading 8705		362	1.511	-	-
		SINGAPORE	362	1.511	-	-
87088099	Parts of suspension systems; for vehicles; other than of heading 8701 and 8703		-	-	139	13.739
		SINGAPORE	-	-	139	13.739
87089119	Radiators; for vehicles of heading 8705		-	-	139	4.493
		SINGAPORE	-	-	139	4.493
87089251	Silencers (mufflers) and exhaust pipes; for vehicles of subheading 870410		-	-	21	1.014
		BELGIUM	-	-	21	1.014
87089290	Silencers (mufflers) and exhaust pipes and parts thereof; for vehicles of heading 8705		-	-	306	7.890
		SINGAPORE	-	-	306	7.890
87089390	Clutches and parts thereof; for vehicles of heading 8702		-	-	603	10.229
		SINGAPORE	-	-	603	10.229
87089499	Steering columns and steering boxes and parts thereof; for vehicles of heading 8702, 8704, and 8705		-	-	15	252
		SINGAPORE	-	-	15	252
87089911	Unassembled fuel tanks, engine brackets; for vehicles of heading 8701		65.000	440.000	-	-
		MARSHALL ISLANDS	65.000	440.000	-	-
87089919	Parts and accessories of the motor vehicles of heading 8701, not elsewhere classified in heading 8708		-	-	666	11.921
		BELGIUM	-	-	666	11.921
87089924	Lower half of the fuel tank, fuel caps, filler pipes, filler hose assembly, fuel tank bands; for vehicles of heading 8702, 8703 or 8704		-	-	8.490	297.940
		SINGAPORE	-	-	8.490	297.940
87089970	Engine brackets; for vehicles of heading 8702, 8703 or 8704		-	-	5.284	135.546
		SINGAPORE	-	-	5.284	135.546
87089980	Parts and accessories of the vehicles of heading 8702, 8703 or 8704, not elsewhere classified in heading 8708		-	-	1	65
		BELGIUM	-	-	1	65
87089991	Unassembled fuel tanks, engine brackets; for vehicles of heading 8705		-	-	1.664	20.472
		SINGAPORE	-	-	1.664	20.472
87089999	Parts and accessories of the vehicles of heading 8705, not elsewhere classified in heading 8708		-	-	57	148
		SINGAPORE	-	-	57	148
87091900	Non-electrical work trucks (self-propelled, not fitted with lifting/handling equipment, used for short distance transport of goods) and tractors (used on railway station platforms)		82.590	220.000	-	-
		BELGIUM	82.590	220.000	-	-

Lanjutan Lampiran/*Continued Appendix 7*

HS Code	COMMODITY DESCRIPTION	COUNTRY OF DESTINATION	2022		2023	
			NET WEIGHT (KG)	FOB VALUE (US\$)	NET WEIGHT (KG)	FOB VALUE (US\$)
(1)	(2)	(3)	(4)	(5)	(6)	(7)
87100000	Tanks and other armoured fighting vehicles, motorised, whether or not fitted with weapons, and parts of such vehicles		69.440	1.177.702	-	-
		UNITED STATES	69.440	1.177.702	-	-
87141040	Gearing, gearbox, clutch and other transmission equipment and parts thereof; of motorcycles (including mopeds)		844	88	-	-
		SINGAPORE	844	88	-	-
87169099	Parts; for goods of subheading 87168090, not elsewhere classified in heading 8716		-	-	24	289
		SINGAPORE	-	-	24	289
88021200	Helicopters; of an unladen weight exceeding 2,000 kg		3.500	966.000	-	-
		AUSTRALIA	3.500	966.000	-	-
88073000	Parts of aeroplanes, helicopters or unmanned aircraft; other than under-carriages, propellers, rotors, and parts thereof		170	1.800	243	64.000
		CANADA	170	1.800	-	-
		MALAYSIA	-	-	243	64.000
89011020	Cruise ships, excursion boats and similar vessels principally designed for the transport of persons; ferry-boats of all kinds; of a gross tonnage exceeding 26 but not exceeding 500		165.000	510.000	-	-
		IRAN (ISLAMIC REPUBLIC OF)	165.000	510.000	-	-
89019032	Motorised vessels for the transport of goods and vessels for the transport of both persons and goods; n.e.c. in heading 8901; of a gross tonnage exceeding 26 but not exceeding 500		204.000	3.007.638	-	-
		MALDIVES	89.000	50.000	-	-
		MARSHALL ISLANDS	115.000	2.957.638	-	-
89059090	Light-vessels, fire-floats, floating cranes and other vessels the navigability of which is subsidiary to their main function; other than dredgers		800.000	4.958.282	-	-
		SINGAPORE	800.000	4.958.282	-	-
89071000	Inflatable rafts		68	5.000	146	10.000
		MALAYSIA	68	5.000	146	10.000
89079010	Buoys		5.195	33.776	-	-
		MALAYSIA	2.695	10.876	-	-
		MARSHALL ISLANDS	2.500	22.900	-	-
90158010	Radio-sonde and radio-wind apparatus		385	39.351	-	-
		CHINA	380	37.752	-	-
		INDIA	5	1.599	-	-
90158090	Surveying, hydrographic, oceanographic, hydrological, meteorological or geophysical instruments and appliances, excluding compasses, not elsewhere classified in heading 9015		3.325	24.239	1.716	64.238
		MALAYSIA	123	4.700	264	25.779
		SINGAPORE	3.202	19.539	1.452	38.459
90159000	Parts & accessories of rangefinders & surveying (incl. photogrammetrical surveying), hydrographic, oceanographic, hydrological, meteorological or geophysical instruments & appliances, excl. compasses		568	97.553	139	8.062
		BRAZIL	1	152	-	-
		CHINA	-	-	120	6.206
		SINGAPORE	567	97.401	-	-
		UNITED ARAB EMIRATES	-	-	19	1.855
90178000	Instruments for measuring length, for use in the hand (for example, measuring rods and tapes), not specified or included elsewhere in Chapter 90		6	11	-	-
		MALAYSIA	6	11	-	-
90230000	Instruments, apparatus and models, designed for demonstrational purposes (for example, in education or exhibitions), unsuitable for other uses		50	26.032	-	-
		CHINA	50	26.032	-	-



Lanjutan Lampiran/*Continued Appendix 7*

HS Code	COMMODITY DESCRIPTION	COUNTRY OF DESTINATION	2022		2023	
			NET WEIGHT (KG)	FOB VALUE (US\$)	NET WEIGHT (KG)	FOB VALUE (US\$)
(1)	(2)	(3)	(4)	(5)	(6)	(7)
90251919	Electrically operated thermometers and pyrometers, not combined with other instruments, other than liquid-filled for direct reading and temperature gauges for motor vehicles		4	11.500	-	-
		MALAYSIA	4	11.500	-	-
90261050	Level gauges for motor vehicles		-	-	1.272	2.564
		SINGAPORE	-	-	1.272	2.564
90261090	Instruments and apparatus for measuring or checking the flow or level of liquids, other than level gauges for motor vehicles		-	-	140	930
		SINGAPORE	-	-	140	930
90268000	Instruments & apparatus for measuring/checking the variables of liquids/gases (e.g. flow meters, manometers, heat meters), excl. those of heading 9014, 9015, 9028 or 9032, n.e.c. in heading 9026		600	430	1	36
		FRANCE	-	-	1	36
		SINGAPORE	600	430	-	-
90269000	Parts and accessories of instruments and apparatus for measuring or checking the flow, level, pressure or other variables of liquids or gases, excl. those of heading 9014, 9015, 9028 or 9032		13	1.670	-	-
		FRANCE	13	1.670	-	-
90271000	Gas or smoke analysis apparatus		4	267	-	-
		MALAYSIA	4	267	-	-
90291090	Revolution counters, production counters, mileometers, pedometers and the like, other than taximeters		-	-	4	115
		SINGAPORE	-	-	4	115
90299010	Parts and accessories of goods of subheading 902910; parts and accessories of stroboscopes of subheading 902920		-	-	23	160
		SINGAPORE	-	-	23	160
90301000	Instruments and apparatus for measuring or detecting ionising radiations		545	56.833	-	-
		CHINA	164	24.552	-	-
		MALAYSIA	109	19.267	-	-
		SINGAPORE	272	13.014	-	-
90309090	Parts&accessories of instruments&apparatus for measuring/checking electrical quantities n.e.c. in heading 9030, parts&accessories of instruments&apparatus for measuring/detecting ionising radiations		1.223	7.729	-	-
		CHINA	123	3.793	-	-
		SINGAPORE	1.100	3.936	-	-
90318010	Cable testers		10	17	-	-
		MALAYSIA	10	17	-	-
90318090	Non optical measing or checking instruments, appliances and machines, other than cable testers		4.109	68.130	69	7.367
		AUSTRALIA	-	-	40	3.225
		BELGIUM	-	-	3	621
		CHINA	250	58.130	-	-
		FRANCE	-	-	11	288
		SINGAPORE	3.859	10.000	15	3.234
90319040	Parts & accessories of optical error verification and repair apparatus for printed circuit boards/printed wiring boards and printed circuit assemblies		21	378	-	-
		SINGAPORE	21	378	-	-
90319090	parts and accessories, not elsewhere classified in subheading 903190		222	88.170	1.100	11.377
		MALAYSIA	222	88.170	-	-
		SINGAPORE	-	-	1.100	11.377

Lanjutan Lampiran/*Continued Appendix 7*

HS Code	COMMODITY DESCRIPTION	COUNTRY OF DESTINATION	2022		2023	
			NET WEIGHT (KG)	FOB VALUE (US\$)	NET WEIGHT (KG)	FOB VALUE (US\$)
(1)	(2)	(3)	(4)	(5)	(6)	(7)
90322000	Manostats		-	-	119	543
		SINGAPORE	-	-	119	543
90328100	Hydraulic or pneumatic		267	47	15	306
		SINGAPORE	267	47	15	306
90328939	Automatic regulating or controlling instruments and apparatus, electrically operated, not elsewhere classified in subheading 903289		-	-	139	1.274
		SINGAPORE	-	-	139	1.274
90328990	Automatic regulating or controlling instruments and apparatus, not elsewhere classified in subheading 903289, non electrically operated		42	125	-	-
		SINGAPORE	42	125	-	-
93069010	Bombs, grenades, torpedoes, mines, missiles and similar munitions of war and parts thereof		1.697	26.494	-	-
		UNITED STATES	1.697	26.494	-	-
94012010	Seats of a kind used for vehicles of heading 8702, 8703 or 8704, whether or not convertible into beds		-	-	4	521
		BELGIUM	-	-	4	521
94018000	seats, with frames other than of metal or wood		-	-	3	1.397
		SINGAPORE	-	-	3	1.397
94019999	Seats Part of other than plastic for subheading 940141 to 940180		-	-	277	545
		SINGAPORE	-	-	277	545
94069030	Prefabricated buildings other than greenhouses fitted with mechanical or thermal equipment, of iron or of steel		-	-	17.900	326.800
		MALAYSIA	-	-	17.900	326.800
96100090	Slates and boards, with writing or drawing surfaces, whether or not framed; other than school slates		25	170	-	-
		SINGAPORE	25	170	-	-
96139090	Parts of lighters; other than flints, wicks, refillable cartridges or other receptacles, which constitute parts of mechanical lighters, containing liquid fuel or liquefied gases		-	-	340	879
		SINGAPORE	-	-	340	879
<b>Grand Total</b>			<b>229.636.741.799</b>	<b>36.058.246.965</b>	<b>249.115.239.100</b>	<b>27.024.707.100</b>

Sumber : Kementerian Keuangan (Ditjen Bea dan Cukai), Dokumen PEB dan PIB

Source : Ministry of Finance (Directorate General of Customs and Excise), PEB and PIB Documents



**ST2023**  
SENSUS PERTANIAN

**BerAKHLAK**  
Berorientasi Pelayanan Akuntabel Kompeten  
Harmonis Loyal Adaptif Kolaboratif

**#bangga  
melayani  
bangsa**

# DATA

## MENCERDASKAN BANGSA

— *Enlighten The Nation* —



**BADAN PUSAT STATISTIK  
PROVINSI KALIMANTAN TIMUR  
BPS- STATISTICS KALIMANTAN TIMUR PROVINCE**

Jl. Kemakmuran No. 04 Samarinda 75117  
Telp: (0541) 732793, 743372  
Homepage: <https://kaltim.bps.go.id> E-mail: [bps6400@bps.go.id](mailto:bps6400@bps.go.id)

ISSN 1907-1841



9 771907 184100 >